



MAJOR LEAGUE BASEBALL WEEKLY NOTES

June 18, 2026





TOUR DE BASES

On Monday, Pete Crow-Armstrong hit for the cycle, marking the first cycle in the Majors this season. The 24-year-old hammered a leadoff homer, followed by a triple in the third inning, a double in the fifth inning and a single in the seventh inning. Overall, it was the 13th cycle in Cubs' history, marking the first since Carson Kelly on March 31, 2025, and the first by a Cubs player at Wrigley Field since Mark Grace on May 9, 1993. Additionally, the 2025 All-Star is the first Chicago player to hit for a reverse cycle, hitting a home run, triple, double and single in order, and became the first Cubs player since Hall of Famer Andre Dawson on April 29, 1987 to complete a cycle within his first four plate appearances. Per Elias, it marked the 351st cycle in Baseball history (including Postseason), with the San Francisco Giants' 26 cycles marking the most among active franchises.

The Cubs came back to win the game in walk-off fashion, with Crow-Armstrong becoming the 22nd player since 1901 to hit for the cycle in a game that his Club won via a walk-off. He is the first to accomplish the feat since Nolan Arenado hit for the cycle as the Colorado Rockies won 7-5 on June 18, 2017, with Arenado hitting a walk-off three-run homer to complete his cycle.

Crow-Armstrong has followed up his cycle with homers on Tuesday and Wednesday, becoming the sixth player in Major League history to hit for the cycle and homer in his next two games, per Elias. He joined: Aaron Hill (June 18-20, 2012); Mike Phillips (June 25-27, 1976); Hall of Famer Willie Stargell (July 22-26, 1964); Hall of Famer Joe Medwick (June 29-July 2, 1935); and Hall of Famer George Sisler (August 8-10, 1920). It is the first time Crow-Armstrong has homered in three consecutive games in his career and his eight home runs in June are tied with Jackson Chourio of the Milwaukee Brewers, Hunter Goodman of the Rockies and Nick Kurtz of the Athletics for the most in the Majors.

Overall, there have been 112 cycles since MLB expanded to 30 clubs in 1998, including one in the Postseason. Of the 112 cycles, 10 have come from the Texas Rangers, the most of any club. Additionally, there has been at least one cycle in every season since 1998, and at least two cycles in every season except 2014. Crow-Armstrong's game on Monday marked the 43rd by a player who started the game in the outfield. Since 1998, 38.4% of the cycles have been hit by outfielders, 14.3% (16) by second baseman; 12.5% (14 each) by first baseman and shortstops; 11.6% (13) by third baseman; 5.4% (6) by catchers; and 4.5% (5) by designated hitters.

At 24 years, 82 days old, Crow-Armstrong was the 10th-youngest player to hit for the cycle since 1998, older than only Elly De La Cruz (21.162 on 6/23/23); Mike Trout (21.287 on 5/21/13); Cody Bellinger (22.002 on 7/15/2017); Carlos Gómez (22.155 on 5/7/08); Eric Chávez (22.197 on 6/21/00); Wyatt Langford (22.228 on 6/30/24); Jose Reyes (23.010 on 6/21/06); Jake Bauers (23.251 on 6/14/2019); and Trea Turner (23.299 on 4/25/2017).

ALL-TIME CYCLES, ACTIVE FRANCHISES	
TEAM	# OF CYCLES
San Francisco Giants	26
Pittsburgh Pirates	24
Boston Red Sox	23*
Athletics	21
St. Louis Cardinals	20
Minnesota Twins	16
New York Yankees	15
Chicago Cubs	13
Baltimore Orioles	12
Texas Rangers	12
Cincinnati Reds	11
New York Mets	11
Washington Nationals	11
Detroit Tigers	10
Houston Astros	10
Los Angeles Dodgers	10
Milwaukee Brewers	10
Philadelphia Phillies	10
Atlanta Braves	9
Cleveland Guardians	9
Colorado Rockies	9
Los Angeles Angels	9
Arizona Diamondbacks	6
Chicago White Sox	6
Kansas City Royals	6
Seattle Mariners	4
San Diego Padres	3
Toronto Blue Jays	3
Miami Marlins	2
Tampa Bay Rays	2

Note: *Includes Postseason



BOUNCING BACK

The Pittsburgh Pirates lead Major League Baseball this season with 22 wins in games following a loss, followed by the Athletics, who lead the American League with 21 wins following a loss. Overall, 57.9% of the Pirates 38 wins have come following a loss, while 58.3% of the Athletics' 36 wins have come after a loss. The Pirates have gone 16-21 in games following a win this season, while the Athletics are 15-21.

Last season the Chicago Cubs' 46 victories in games following a loss were the most in the Majors, while the Houston Astros led the AL with 45 such wins. The Pirates are on pace for 47 wins in games following a loss, which would be the most since the Seattle Mariners had 48 such wins in 2021. In the Divisional Era (since 1961) only the 1971 California Angels and 1993 Cubs have tallied at least 50 such wins in a single season.

The Milwaukee Brewers pace MLB with 30 victories following a win this season, followed by the Los Angeles Dodgers and New York Yankees, who are tied with 28 victories following a win. The Dodgers lead the Majors with 48 wins this season.

The Brewers also paced the Majors with 60 victories in games following a win in 2025, marking the first time a club recorded 60 such wins since the Atlanta Braves had 70 such wins in 2023.

Last season, all 12 clubs that qualified for the Postseason had at least 45 victories in games following a win, with eight of the 12 Postseason clubs having at least 50 such wins.

2026 RECORDS FOLLOWING A LOSS	
TEAM	RECORD AFTER L
Pittsburgh Pirates	22-15 (.595)
Athletics	21-16 (.568)
Houston Astros	21-20 (.512)
Cleveland Guardians	20-14 (.588)
Arizona Diamondbacks	19-17 (.528)
Chicago White Sox	19-14 (.576)
Los Angeles Dodgers	19-8 (.704)
San Diego Padres	19-16 (.543)
Texas Rangers	19-18 (.514)
Washington Nationals	19-16 (.543)
Atlanta Braves	18-8 (.692)
Baltimore Orioles	18-22 (.450)
Colorado Rockies	18-28 (.391)
Los Angeles Angels	18-26 (.409)
Miami Marlins	18-20 (.474)
Minnesota Twins	18-22 (.450)
Seattle Mariners	18-18 (.500)
Boston Red Sox	17-24 (.415)
Cincinnati Reds	17-20 (.459)
Philadelphia Phillies	17-16 (.515)
St. Louis Cardinals	17-14 (.548)
Toronto Blue Jays	17-21 (.447)
Chicago Cubs	16-20 (.444)
New York Mets	16-25 (.390)
New York Yankees	16-11 (.593)
San Francisco Giants	16-27 (.372)
Detroit Tigers	15-28 (.349)
Kansas City Royals	15-30 (.333)
Milwaukee Brewers	14-12 (.538)
Tampa Bay Rays	14-15 (.483)

2026 RECORDS FOLLOWING A WIN	
TEAM	RECORD AFTER W
Milwaukee Brewers	30-14 (.682)
Los Angeles Dodgers	28-19 (.596)
New York Yankees	28-16 (.636)
Atlanta Braves	27-19 (.587)
Tampa Bay Rays	27-14 (.659)
Chicago Cubs	23-15 (.605)
Philadelphia Phillies	22-18 (.550)
St. Louis Cardinals	22-18 (.550)
Seattle Mariners	20-18 (.526)
Arizona Diamondbacks	19-18 (.514)
Chicago White Sox	19-19 (.500)
San Diego Padres	19-18 (.514)
Washington Nationals	19-20 (.487)
Cincinnati Reds	18-17 (.514)
Cleveland Guardians	18-21 (.462)
Miami Marlins	18-18 (.500)
Toronto Blue Jays	18-17 (.514)
Minnesota Twins	17-17 (.500)
Baltimore Orioles	16-18 (.471)
New York Mets	16-16 (.500)
Pittsburgh Pirates	16-21 (.432)
Texas Rangers	16-19 (.457)
Athletics	15-21 (.417)
Kansas City Royals	15-14 (.517)
San Francisco Giants	15-15 (.500)
Detroit Tigers	14-16 (.467)
Houston Astros	14-20 (.412)
Boston Red Sox	11-18 (.379)
Los Angeles Angels	11-19 (.367)
Colorado Rockies	10-18 (.357)



2026 INTERLEAGUE TRACKER

League	2026 Record	Batting Average	ERA
American League	149-191	.241 (2,738-for-11,356)	4.43
National League	191-149	.246 (2,811-for-11,417)	4.10

In 2025, American League teams defeated National League teams 367 times in an MLB-record 720 Interleague games (previous record: 690 G in 2023 and 2024).
It was the third year of MLB's balanced schedule.

2026 MLB DRAFT COMBINE

The 2026 MLB Draft Combine will take place June 23rd-26th at Chase Field in Phoenix, the home of the Arizona Diamondbacks, for the fourth consecutive year. The Draft Combine will feature 335 Draft prospects, including 195 collegiate players and 140 high school athletes, as well as a decorated group of former Major League players and coaches, members of Club baseball operations departments, scouting directors and other Club personnel.


MLB Network will have exclusive coverage live from Chase Field on Tuesday, June 23rd, beginning at 12 p.m. ET. MLB Network's stable of personalities – including Greg Amsinger, Mike Lowell, Dan O'Dowd, Lance Brozdowski, Jim Callis, Jared Carrabis, Harold Reynolds, Dan Plesac and Xavier Scruggs will provide analysis and breakdowns as the players undergo their pro-style showcase workout. Interviews with players and Club personnel will be featured as part of the coverage, which will also be streamed live on MLB.TV, MLB.com and in the MLB App. In addition to MLB Network's coverage on June 23rd, the Draft Combine workouts on June 24th will be streamed across MLB's digital platforms.

The top 300 Draft-eligible players, as identified by MLB Clubs, have been invited to attend the 2026 Draft Combine along with up to 50 supplemental invites. The Combine will provide an opportunity for players to participate in a series of medical and performance assessments as well as educational programming designed to prepare them for careers in professional baseball. All players will have the opportunity to participate in a pro-style showcase workout, as well as strength and performance assessments. Additionally, high school players will have the option to participate in a live game against other high school Combine attendees.

The Draft Combine is set to feature 31 athletes who have been a part of Major League Baseball's developmental programming including the DREAM Series, Breakthrough Series, Hank Aaron Invitational, Nike Reviving Baseball in Inner Cities Program (RBI), States Play Invitational and the 2026 HBCU Swingman Classic Presented by USA Baseball. Several of these athletes will be a part of MLB Network's live coverage of the event on June 23rd. In 2025, 256 of the 309 players who participated in the Combine were selected in the MLB Draft (82.8%), including 87 of the first 100 picks. As the Combine continues to grow, the event's impact is being felt across the game as at least 114 Combine participants have made their Major League debuts.

The 114 players include: **Chase Silseth** (Drafted - 2021, Debut: 5/13/2022); **Zach Neto** (Drafted - 2022, Debut: 4/15/2023); **Mason Miller** (Drafted - 2021, Debut: 4/19/2023); **Sam Bachman** (Drafted - 2021, Debut: 5/26/2023); **Henry Davis** (Drafted - 2021, Debut: 6/19/2023); **Victor Mederos** (Drafted - 2022, Debut: 6/30/2023); **Christian Encarnacion-Strand** (Drafted - 2021, Debut: 7/17/2023); **Nolan Schanuel** (Drafted - 2023, Debut: 8/18/2023); **Jacob Young** (Drafted - 2021, Debut: 8/26/2023); **Jordan Wicks** (Drafted - 2021, Debut: 8/26/2023); **Orion Kerkering** (Drafted - 2022, Debut: 9/24/2023); **Wyatt Langford** (Drafted - 2023, Debut: 3/28/2024); **Victor Scott II** (Drafted - 2022, Debut: 3/28/2024); **Trey Lipscomb** (Drafted - 2022, Debut: 3/30/2024); **Jonathan Cannon** (Drafted - 2022, Debut: 4/17/2024); **Christian Scott** (Drafted - 2021, Debut: 5/4/2024); **Mason Black** (Drafted - 2021, Debut: 5/6/2024); **Spencer Schwellenbach** (Drafted - 2021, Debut: 5/29/2024); **Adam Mazur** (Drafted - 2022, Debut: 6/4/2024); **Tyler Locklear** (Drafted - 2022, Debut: 6/9/2024); **Drew Thorpe** (Drafted - 2022, Debut: 6/11/2024); **Carlos Rodriguez** (Drafted - 2021, Debut: 6/11/2024); **David Festa** (Drafted - 2021, Debut: 6/27/2024); **Brooks Lee** (Drafted - 2022, Debut: 7/3/2024); **Jacob Wilson** (Drafted - 2023, Debut: 7/19/2024); **Ty Madden** (Drafted - 2021, Debut: 8/26/2024); **Seth Halvorsen** (Drafted - 2023, Debut: 8/30/2024); **Ben Casparius** (Drafted - 2021, Debut: 8/31/2024); **Caden Dana** (Drafted - 2022, Debut: 9/1/2024); **Jaden Hill** (Drafted - 2021, Debut: 9/7/2024); **Richard Fitts** (Drafted - 2021, Debut: 9/8/2024); **Sean Burke** (Drafted - 2021, Debut: 9/10/2024); **Andrew Walters** (Drafted - 2023, Debut: 9/12/2024); **Jackson Jobe** (Drafted - 2021, Debut: 9/25/2024); **Matt Shaw** (Drafted - 2023, Debut: 3/18/2025); **Alan Roden** (Drafted - 2022, Debut: 3/27/2025); **Drake Baldwin** (Drafted - 2022, Debut: 3/27/2025); **Cam Smith** (Drafted - 2024, Debut: 3/27/2025); **Thomas Harrington** (Drafted - 2022, Debut: 4/1/2025); **Braxton Fulford** (Drafted - 2021, Debut: 4/16/2025); **Luke Keaschall** (Drafted - 2023, Debut: 4/18/2025); **Chandler Simpson** (Drafted - 2022, Debut: 4/19/2025); **Ryan Bergert** (Drafted - 2021, Debut: 4/26/2025); **Blade Tidwell** (Drafted - 2022, Debut: 5/4/2025); **Dalton Rushing** (Drafted - 2022, Debut: 5/15/2025); **Carson Palmquist** (Drafted - 2022, Debut: 5/16/2025); **Daylen Lile** (Drafted - 2021, Debut: 5/23/2025); **Denzel Clarke** (Drafted - 2021, Debut: 5/23/2025); **Cole Young** (Drafted - 2022, Debut: 5/31/2025); **Roman Anthony** (Drafted - 2022, Debut: 6/9/2025); **Grant Taylor** (Drafted - 2023, Debut: 6/10/2025); **Jacob Misiorowski** (Drafted - 2022, Debut: 6/12/2025); **Christian Moore** (Drafted - 2024, Debut: 6/13/2025); **Jack Perkins** (Drafted - 2022, Debut: 6/22/2025); **Chase Burns** (Drafted - 2024, Debut: 6/24/2025); **Colby Thomas** (Drafted - 2022, Debut: 6/30/2025); **Colson Montgomery** (Drafted - 2021, Debut: 7/4/2025); **Travis Adams** (Drafted - 2021, Debut: 7/5/2025); **Cam Schlittler** (Drafted - 2022, Debut: 7/9/2025); **Brice Matthews** (Drafted - 2023, Debut: 7/11/2025); **Troy Melton** (Drafted - 2022, Debut: 7/23/2025); **CJ Kayfus** (Drafted - 2023, Debut: 8/2/2025); **Drew Gilbert** (Drafted - 2022, Debut: 8/8/2025); **Kyle Karros** (Drafted - 2023, Debut: 8/8/2025); **Bob Seymour** (Drafted - 2021, Debut: 8/15/2025); **Dylan Beavers** (Drafted - 2022, Debut: 8/16/2025); **Nolan McLean** (Drafted - 2023, Debut: 8/16/2025); **Nathan Church** (Drafted - 2022, Debut: 8/17/2025); **Parker Messick** (Drafted - 2022, Debut: 8/20/2025); **Zach Maxwell** (Drafted - 2022, Debut: 8/23/2025); **McCade Brown** (Drafted - 2021, Debut: 8/24/2025); **Payton Tolle** (Drafted - 2024, Debut: 8/29/2025); **Mason Barnett** (Drafted - 2022, Debut: 8/30/2025); **Bryce Eldridge** (Drafted - 2023, Debut: 9/15/2025); **Trey Yesavage** (Drafted - 2024, Debut: 9/15/2025); **Philip Abner** (Drafted - 2023, Debut: 9/19/2025); **Hunter Barco** (Drafted - 2022, Debut: 9/23/2025); **Kevin McGonigle** (Drafted - 2023, Debut: 3/26/2026); **JJ Wetherholt** (Drafted - 2024, Debut: 3/26/2026); **Chase DeLauter** (Drafted - 2022, Debut: 3/26/2026); **Carson Benge** (Drafted - 2024, Debut: 3/26/2026); **Justin Crawford** (Drafted - 2022, Debut: 3/26/2026); **Peyton Palette** (Drafted - 2022, Debut: 3/27/2026); **Spencer Miles** (Drafted - 2022, Debut: 3/28/2026); **Daniel Susac** (Drafted - 2022, Debut: 4/1/2026); **Konnor Griffin** (Drafted - 2024, Debut: 4/3/2026); **George Klassen** (Drafted - 2023, Debut: 4/5/2026); **Andrew Morris** (Drafted - 2022, Debut: 4/12/2026); **Sam Antonacci** (Drafted - 2024, Debut: 4/15/2026); **Connor Prielipp** (Drafted - 2022, Debut: 4/22/2026); **JR Ritchie** (Drafted - 2022, Debut: 4/23/2026); **Josh Ekness** (Drafted - 2023, Debut: 5/3/2026); **Joe Mack** (Drafted - 2021, Debut: 5/4/2026); **William Kempner** (Drafted - 2022, Debut: 5/5/2026); **Jim Jarvis** (Drafted - 2023, Debut: 5/6/2026); **Spencer Jones** (Drafted - 2022, Debut: 5/8/2026); **Ryan Waldschmidt** (Drafted - 2024, Debut: 5/8/2026); **Robby Snelling** (Drafted - 2022, Debut: 5/8/2026); **A.J. Ewing** (Drafted - 2023, Debut: 5/12/2026); **Henry Bolte** (Drafted - 2022, Debut: 5/13/2026); **Sterlin Thompson** (Drafted - 2022, Debut: 5/15/2026); **Colt Emerson** (Drafted - 2023, Debut: 5/17/2026); **Nick Morabito** (Drafted - 2022, Debut: 5/19/2026); **Zach Thornton** (Drafted - 2023, Debut: 5/20/2026); **Tommy Troy** (Drafted - 2023, Debut: 5/24/2026); **Gage Jump** (Drafted - 2024, Debut: 5/26/2026); **David Sandlin** (Drafted - 2022, Debut: 5/27/2026); **Jacob Gonzalez** (Drafted - 2023, Debut: 5/31/2026); **Josh White** (Drafted - 2022, Debut: 5/31/2026); **Edwin Arroyo** (Drafted - 2021, Debut: 6/1/2026); **LuJames Groover** (Drafted - 2023, Debut: 6/5/2026); **Kade Morris** (Drafted - 2023, Debut: 6/6/2026); **Braden Montgomery** (Drafted - 2024, Debut: 6/9/2026); and **Cole Carrigg** (Drafted - 2023, Debut: 6/9/2026).

As part of the Combine experience, attendees will benefit from the opportunity to interview and interact directly with Major League Club general managers and scouting directors, as well as an enhanced medical evaluation process. Attendees also will interact with notable MLB players and former managers. In addition, prospects will have opportunities to be featured on MLB social media channels, in addition to receiving personal branding training and access to real-time content and custom video for their own platforms.



2026 ALL-STAR FUTURES GAME MANAGERS

A pair of Philadelphia Phillies franchise icons will be featured as managers during the 2026 All-Star Futures Game on Sunday, July 12th at Citizens Bank Park in Philadelphia. Two-time All-Star and a member of Philadelphia's 2008 championship core Shane Victorino will join five-time All-Star, 1980 World Series Champion and former Phillies manager Larry Bowa at the helm for the 27th edition of the annual showcase. Victorino will lead the National League Futures squad, while Bowa will command the American League Futures team.

The All-Star Futures Game features the top Minor League prospects competing as part of All-Star Sunday. The contest will once again feature a NL vs. AL format, which was introduced in 2019 following 20 years of U.S. vs. World matchups. The game, scheduled for seven innings, will begin at 12:00 p.m. (ET) and will be aired live on NBC. Last year in Atlanta, the NL came out on top with a 4-2 victory after Los Angeles Dodgers prospect Josue de Paula launched a tie-breaking three-run homer in the fourth inning en route to capturing the Larry Doby MVP Award. With the victory, the NL won a third consecutive contest and improved to 4-1-1 under the current format.

Victorino played 12 seasons in the Majors as an outfielder for the San Diego Padres (2003), Phillies (2005-12), Dodgers (2012), Boston Red Sox (2013-15) and Los Angeles Angels (2015). The Maui native, affectionately known as “The Flyin’ Hawaiian,” recorded 1,274 career hits, including 231 doubles, 70 triples, 108 home runs, 489 RBI, 731 runs scored and 231 stolen bases in 1,299 Major League games. The versatile switch-hitter earned two All-Star selections (2009, 2011) and won four Rawlings Gold Glove Awards (2008-10, 2013) for his outstanding defensive play in the outfield. The sixth-round pick in the 1999 MLB Draft was an instrumental piece of two World Series-winning franchises, capturing his first title with the Phillies in 2008 and his second with the Red Sox in 2013. Victorino, who represented the United States in the 2009 World Baseball Classic, has remained highly active in charitable endeavors following his playing career through the Shane Victorino Foundation, which supports underserved youth in Hawaii and Philadelphia.

Bowa spent 16 seasons as a premier shortstop in the Majors for the Phillies (1970-81), Chicago Cubs (1982-85) and New York Mets (1985). In 2,247 career games, the California native totaled 2,191 hits, 262 doubles, 99 triples, 525 RBI, 987 runs scored and 318 stolen bases. Bowa was a five-time NL All-Star (1974-76, 1978-79), claimed two Rawlings Gold Glove Awards (1972, 1978), and was a pillar of Philadelphia's infield for the club's historic 1980 World Series title, batting .375 during the Fall Classic. Following his playing career, Bowa transitioned into coaching and amassed 552 career managerial wins across parts of nine seasons with the San Diego Padres (1987-88) and Phillies (2001-04). He was named the 2001 NL Manager of the Year after leading Philadelphia to an 86-76 record following seven consecutive losing seasons for the franchise. Bowa, who currently serves as a Senior Advisor to Baseball Operations for the Phillies, has spent over five decades in professional baseball, also serving as a coach for the Anaheim Angels, Seattle Mariners, New York Yankees, Dodgers, 2013 Team USA World Baseball Classic team, and as an analyst for MLB Network.

Former managers of the All-Star Futures Game include: Lou Brock, U.S. & Luis Aparicio, World (1999); Jim Rice, U.S. & Tony Perez, World (2000); Gaylord Perry, U.S. & Minnie Minoso, World (2001); Paul Molitor, U.S. & Dave Concepcion, World (2002); Carlton Fisk, U.S. & Tony Oliva, World (2003); Goose Gossage, U.S. & Fernando Valenzuela, World (2004); George Brett, U.S. & Guillermo Hernandez, World (2005); Gary Carter, U.S. & Fergie Jenkins, World (2006); Dave Winfield, U.S. & Juan Marichal, World (2007); Davey Johnson, U.S. & Tino Martinez, World (2008); Ozzie Smith, U.S. & Jose Oquendo, World (2009); Don Baylor, U.S. & Cookie Rojas, World (2010); Mike Piazza, U.S. & Luis Gonzalez, World (2011); George Brett, U.S. & Bernie Williams, World (2012); Mookie Wilson, U.S. & Edgardo Alfonzo, World (2013); Tom Kelly, U.S. & Bert Blyleven, World (2014); Ken Griffey Sr., U.S. & Tony Perez, World (2015); Trevor Hoffman, U.S. & Moises Alou, World (2016); Charles Johnson, U.S. & Edgar Renteria, World (2017); Torii Hunter, U.S. & David Ortiz, World (2018); Jim Thome, AL & Dennis Martinez, NL (2019); Vinny Castilla, NL & LaTroy Hawkins, AL (2021); Mike Scioscia, NL & Jimmy Rollins, AL (2022); Harold Reynolds, AL & Raul Ibañez, NL (2023); Adrian Beltré, AL & Michael Young, NL (2024); and Chipper Jones, NL & Marquis Grissom, AL (2025).



DEVELOPS

DEVELOPS ON THE DIAMOND


ALL AROUND IMPACT: On Tuesday at Nationals Park, the Nats extended their win streak to four with a 6-4 win over the Royals. Breakthrough Series and Hank Aaron Invitational alumni Nasim Nuñez put on an all-around show in the win. In his four plate appearances, the Bronx, New York native reached base each time, walking twice, slashing two triples, one of which drove in a run, scoring three runs and stealing a base. The 25-year-old's two triples made him just the seventh player in Nationals' history (2005-present) to accomplish the feat, and the first since his teammate Daylen Lile did so in September of last season en route to his National League Rookie of the Month Award. His stolen base in the seventh inning marked his 26th on the season, which currently ranks second in MLB behind only Bobby Witt Jr. and first in the National League. About his Tuesday performance, Nuñez called it, "my best big league performance, in my opinion," and also said, "it was pretty cool. I showed off all my tools, and then we came out with a win."



REPPIN' DEVELOPS IN PHILLY: This morning, the official rosters and coaching staffs for the 2026 HBCU Swingman Classic were released. The American League coaching staff, led by Rickie Weeks will feature Marlon Anderson, Courtney Duncan, Derrick Lewis, Jemile Weeks and Corey Wimberly. The National League coaching staff, led by Jimmy Rollins will feature Wes Chamberlain, Wayne Gomes, Jason Maxwell, Milt Thompson and Lenny Webster on the staff. The fourth annual Classic, which will take place on Friday, July 10th at Citizens Bank Park as part of All-Star on-field events, will feature 22 athletes who have previously participated in an MLB Develops event. Among the 22, eight are alumni of Nike RBI programs, nine are alumni of the Hank Aaron Invitational, six are alumni of DREAM Series, four are alumni of the Breakthrough Series and 11 players are returning to the HBCU Swingman Classic, with three players making their third consecutive appearance.



DEVELOPS AT THE COMBINE: With the MLB Draft Combine taking place from June 23rd-26th, 350 of the top high school and college prospects will showcase their skills at Chase Field in Phoenix, Arizona. Among the invitees are 31 alumni of MLB Develops programs—including the Breakthrough Series, DREAM Series, Hank Aaron Invitational, Nike RBI, States Play Invitational, and the HBCU Swingman Classic. Of the 31 Develops alumni participating, 24 have taken part in more than one MLB Develops event.



EDI ON THE HORIZON: At the Jackie Robinson Training Complex in Vero Beach, Florida on June 23rd-27th, over 120 female athletes will take part in the 12th consecutive Elite Development Invitational, hosted by Major League Baseball and USA Baseball. Held last year at the Kansas City Urban Youth Academy, the event will combine girls' baseball and softball for the third consecutive year, with over 60 athletes participating in each. The softball side of the event will consist of on-field development and game play paired with off-field development sessions that cover college recruiting, mental health and women in sports. The baseball side of the event will consist of on-and-off-field position-specific work, strength and conditioning and mental performance, amongst other things. The coaching staff slated for the event consists of 12 baseball and 13 softball coaches. Amongst the star-studded staff are four MLB Ambassadors and over 10 USA Women's National Team alumni, including Jennie Finch and Natasha Watley.





ATHLETES UNLIMITED SOFTBALL LEAGUE

CHECKING IN ON SEASON 2: The Carolina Blaze and Portland Cascade are knotted up atop the standings at 4-2 with the Blaze riding Aleshia Ocasio’s hot bat and Kenzie Brown guiding the Cascade on the mound with a 2-0 record and 2.33 ERA. Trailing just behind the Blaze and Cascade are the Oklahoma City Spark and Utah Talons. The Spark’s Maya Brady and Delanie Wisz have been making noise to start the season, both holding top five spots among all AUSL players in batting average, hits and home runs. The defending champion Talons jumped off to a hot start behind the big bat of Bri Ellis, but were cooled down, being swept by the Cascade in a three-game set. The Chicago Bandits, who started the season 0-4, have caught fire and won three straight led by Sami Williams, who leads the league in hits and has tallied two homers and six RBI. At 1-4, the Texas Volts are looking to bounce back after a slow start, leaning on veteran Rachel Garcia and second overall pick NiJaree Canady.



AUSL FRONT AND CENTER AT ALL-STAR: On Sunday, July 12th, the inaugural [MLBx: All-Star 3-on-3](#) will take place at Citizens Bank Park. The four teams, captained by 2026 Hall of Fame inductee Andruw Jones and Phillies legends Ryan Howard, Jimmy Rollins and Shane Victorino will each feature an AUSL athlete. Texas Volts infielder Tiare Jennings will join Team Rollins; Volts star Rachel Garcia will join Team Victorino; Alyssa Brito of the Carolina Blaze will join Team Howard and the second pick in this year’s AUSL draft, NiJaree Canady will join Team Jones. AUSL Commissioner Kim Ng said, “This partnership gives our athletes an incredible opportunity to showcase their skills on one of the biggest stages in baseball. MLBx is an exciting format that highlights athleticism, power and defensive excellence, and we’re thrilled to have some of AUSL’s top players taking part in Philadelphia.”



ALL-STAR CUP ON THE HORIZON: Beginning on June 15th and coming to a close on June 30th, fans have the opportunity to vote for their 10 favorite players-one pitcher, one catcher, one utility, two corner outfielders, two middle infielders and three outfielders-to make the AUSL All-Star Cup. The Cup will be held from August 8th-August 30th in Rosemont, Illinois and broadcast on ESPN, MLB Network and CBS Sports Network. Following the players selected in the fan vote, the final 35 athletes are selected by a Selection Committee, consisting of front office executives and field staff. See the full AUSL All-Star Cup schedule [here](#).

AUSL Standings			
TEAM	WIN-LOSS	PERCENTAGE	RUN DIFF.
Carolina Blaze	4-2	0.667	+12
Portland Cascade	4-2	0.667	0
Oklahoma City Spark	3-3	0.500	+5
Utah Talons	3-3	0.500	+1
Chicago Bandits	3-4	0.429	-3
Texas Volts	1-4	0.200	-15



THIS WEEK'S AUSL SCHEDULE			
DATE	MATCHUP	LOCATION	TV
June 18	Talons @ Volts	Dell Diamond	ESPN
June 18	Spoark @ Cascade	Hillsboro Ballpark	ESPN
June 19	Talons @ Volts	Dell Diamond	MLB.TV
June 19	Spark @ Cascade	Hillsboro Ballpark	ESPN 2
June 20	Blaze @ Bandits	Parkway Bank Sports Complex	ESPN
June 20	Talons @ Volts	Dell Diamond	MLB.TV
June 21	Spark @ Cascade	Hillsboro Ballpark	ESPN
June 21	Blaze @ Bandits	Parkway Bank Sports Complex	MLB Network
June 22	Spark @ Talons	Dumke Family Softball Stadium	ESPN 2
June 23	Bandits @ Volts	Dell Diamond	ESPN U
June 23	Spark @ Talons	Dumke Family Softball Stadium	CBS Sports Network
June 24	Bandits @ Volts	Dell Diamond	CBS Sports Network
June 25	Talons @ Blaze	Durham Bulls Athletic Park	ESPN
June 26	Talons @ Blaze	Durham Bulls Athletic Park	CBS Sports Network
June 26	Cascade @ Volts	Dell Diamond	ESPN U



WELCOME TO THE SHOW

Since June 11th, 10 players have made their Major League debut, including five pitchers and five position players.

There have now been 135 players to make their Major League debut this season, including 79 pitchers and 56 position players.

- 25-year-old Eiberson Castellano made his Major League debut with the Colorado Rockies on Sunday at Las Vegas Ballpark against the Athletics. In the 23-9 Rockies' win, the Maracaibo, Venezuela native tossed 3.0 scoreless innings to close out the game, allowing four hits with two strikeouts while earning the save. The right-hander is one of 10 Venezuelan-born pitchers to debut with the Club and the only pitcher in franchise history to earn a save in their debut outing.
- 23-year-old Blaze Jordan, the St. Louis Cardinals' 25th overall prospect (per *MLB Pipeline*) made his Major League debut on Friday against the Minnesota Twins at Target Field. In his debut game, the Southaven, Mississippi native joined teammate Bryan Torres as the second player this season to record at least two hits and an RBI in their debut game, a feat 28 players have accomplished in franchise history. The third-round pick in the 2020 Draft also became one of 16 players in franchise history, and just the fourth since 2000 to record at least six hits and five RBI across their first six career games.

Overall, the Chicago White Sox pace the Majors with 12 players making their Major League debut this season followed by the Toronto Blue Jays with nine. The Boston Red Sox, Cleveland Guardians, Rockies, Miami Marlins and Twins have seen seven players make their MLB debut this season while the Houston Astros, Los Angeles Angels, Milwaukee Brewers, Pittsburgh Pirates, San Francisco Giants and Cardinals have had five players debut. The teams with four players making their debut include the Arizona Diamondbacks, Baltimore Orioles, New York Mets, New York Yankees, Philadelphia Phillies, Seattle Mariners and Texas Rangers. The teams with three players making their debut include the Athletics, Cincinnati Reds and San Diego Padres while the Atlanta Braves, Chicago Cubs, Detroit Tigers, Kansas City Royals and Tampa Bay Rays have each had two players make their debut. The Los Angeles Dodgers and Washington Nationals are the lone teams with one player making their debut this season.

MLB Debuts, June 11 th -June 17 th			
PLAYER	CLUB	POSITION	DEBUT DATE
Blaze Jordan	St. Louis Cardinals	3B	June 12 th
Antwone Kelly	Pittsburgh Pirates	RHP	June 12 th
Gabriel Rincones	Philadelphia Phillies	RF	June 12 th
Sean Sullivan	Colorado Rockies	LHP	June 12 th
Eiberson Castellano	Colorado Rockies	RHP	June 14 th
Raynel Delgado	Houston Astros	3B	June 14 th
Kyler Fedko	Minnesota Twins	LF/RF	June 15 th
Cooper Pratt	Milwaukee Brewers	SS	June 16 th
Daniel Espino	Cleveland Guardians	RHP	June 17 th
Brett Kerry	Los Angeles Angels	RHP	June 17 th



ABS OVERVIEW

OVERVIEW

MLB introduced the Automated Ball-Strike (ABS) Challenge System powered by T-Mobile beginning with the 2026 season. The system will rely on the same Hawk-Eye tracking technology that fuels MLB's Statcast data. *What to know about the challenge system:*

- Only batters and pitchers/catchers may initiate a challenge. Managers, coaches and other players may not be involved.
- Each team starts the game with two challenges. Teams will lose the ability to challenge after they do so incorrectly twice. Teams will start each extra inning with a challenge regardless of whether they have already exhausted their challenges in the first nine innings.
- The ABS zone is set as follows: The width is 17 inches, identical to home plate. The top of the zone is set at 53.5% of a player's measured height without cleats. The bottom is set at 27% of the player's measured height. The strike zone is captured as the ball passes through the middle of the plate, not the front.
- In MLB, challenges will not be permitted when a position player is pitching.

SEASON DATA

OVERALL
53%
OVERTURNS

4,592 CHALLENGES
2,440 OVERTURNED
2,152 CONFIRMED

BATTERS
47%
OVERTURNS

2,127 CHALLENGES
1,004 OVERTURNED
1,123 CONFIRMED

FIELDERS
58%
OVERTURNS

2,465 CHALLENGES
1,436 OVERTURNED
1,029 CONFIRMED

2026 ABS CHALLENGE TOTALS

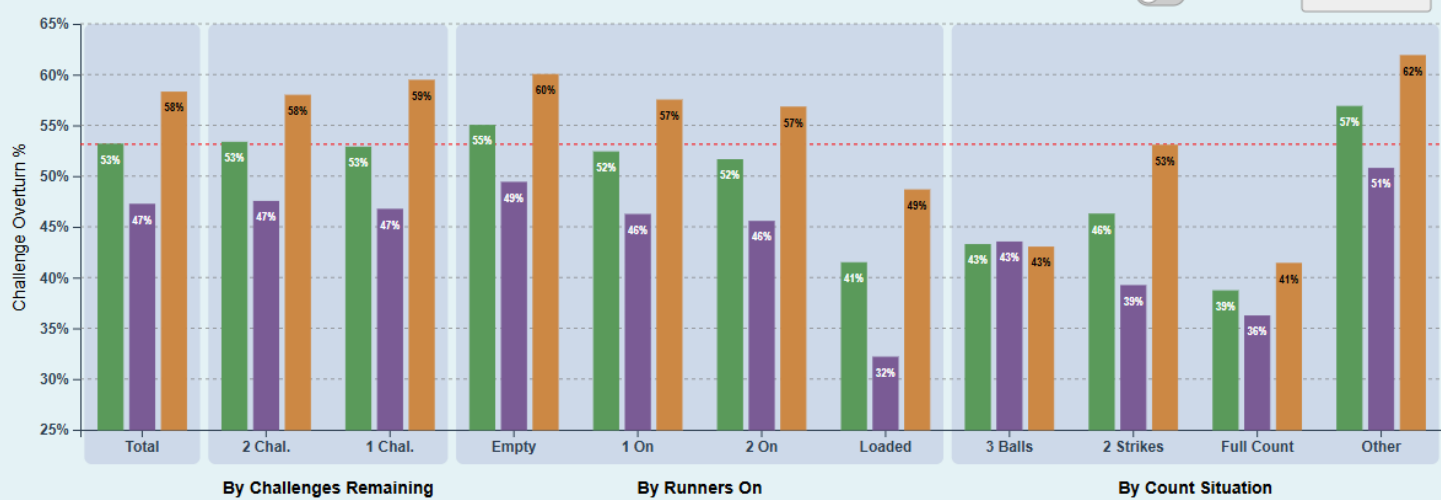
CLUB	CHALLENGES (BATTER)		CHALLENGES (FIELDER)		CHALLENGES (TOTAL)	
	Challenges	W-L	Challenges	W-L	Total Results (Batting & Fielding)	Win %
Cincinnati Reds	85	47-38	74	52-22	159 (99 overturned, 60 confirmed)	62.3%
Arizona Diamondbacks	61	35-26	65	43-22	126 (78 overturned, 48 confirmed)	61.9%
Detroit Tigers	78	41-37	62	43-19	140 (84 overturned, 56 confirmed)	60.0%
Los Angeles Dodgers	71	38-33	75	48-27	146 (86 overturned, 60 confirmed)	58.9%
Kansas City Royals	70	38-32	95	57-38	165 (95 overturned, 70 confirmed)	57.6%
St. Louis Cardinals	60	29-31	73	47-26	133 (76 overturned, 57 confirmed)	57.1%
Texas Rangers	67	34-33	61	39-22	128 (73 overturned, 55 confirmed)	57.0%
Athletics	71	39-32	107	62-45	178 (101 overturned, 77 confirmed)	56.7%
Miami Marlins	56	29-27	126	74-52	182 (103 overturned, 79 confirmed)	56.6%
Chicago Cubs	72	30-42	77	54-23	149 (84 overturned, 65 confirmed)	56.4%
San Diego Padres	51	23-28	83	52-31	134 (75 overturned, 59 confirmed)	56.0%
New York Yankees	83	42-41	87	52-35	170 (94 overturned, 76 confirmed)	55.3%
Minnesota Twins	97	46-51	108	67-41	205 (113 overturned, 92 confirmed)	55.1%
Milwaukee Brewers	48	20-28	114	68-46	162 (88 overturned, 74 confirmed)	54.3%
Philadelphia Phillies	74	34-40	68	42-26	142 (76 overturned, 66 confirmed)	53.5%
Atlanta Braves	62	25-37	89	55-34	151 (80 overturned, 71 confirmed)	53.0%
Houston Astros	81	45-36	85	42-43	166 (87 overturned, 79 confirmed)	52.4%
Los Angeles Angels	79	33-46	91	55-36	170 (88 overturned, 82 confirmed)	51.8%
Tampa Bay Rays	65	29-36	88	50-38	153 (79 overturned, 74 confirmed)	51.6%
Colorado Rockies	81	31-50	98	60-38	179 (91 overturned, 88 confirmed)	50.8%
San Francisco Giants	73	36-37	77	40-37	150 (76 overturned, 74 confirmed)	50.7%
New York Mets	77	36-41	81	43-38	158 (79 overturned, 79 confirmed)	50.0%
Seattle Mariners	70	28-42	80	47-33	150 (75 overturned, 75 confirmed)	50.0%
Boston Red Sox	67	29-38	53	31-22	120 (60 overturned, 60 confirmed)	50.0%
Baltimore Orioles	76	39-37	56	26-30	132 (65 overturned, 67 confirmed)	49.2%
Toronto Blue Jays	66	32-34	63	30-33	129 (62 overturned, 67 confirmed)	48.1%
Chicago White Sox	62	30-32	112	53-59	174 (83 overturned, 91 confirmed)	47.7%
Washington Nationals	63	27-36	82	38-44	145 (65 overturned, 80 confirmed)	44.8%
Cleveland Guardians	83	31-52	76	39-37	159 (70 overturned, 89 confirmed)	44.0%
Pittsburgh Pirates	78	28-50	59	27-32	137 (55 overturned, 82 confirmed)	40.1%



AUTOMATED BALLS & STRIKES Powered by **T-Mobile**

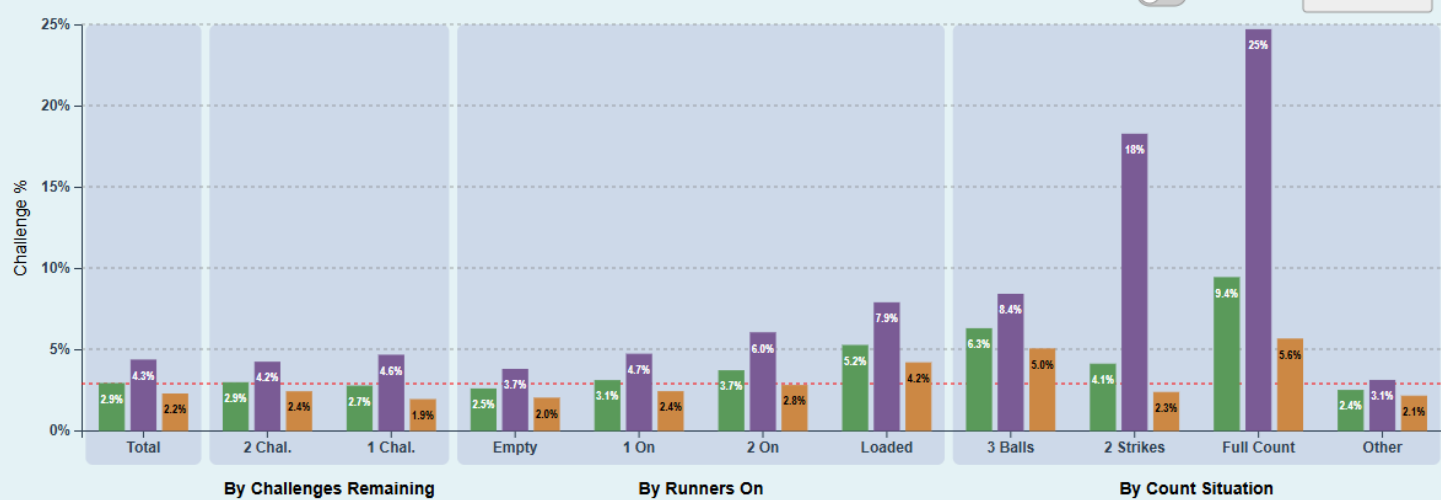
ABS Overturn% Breakdown

2026 – MLB, Regular Season



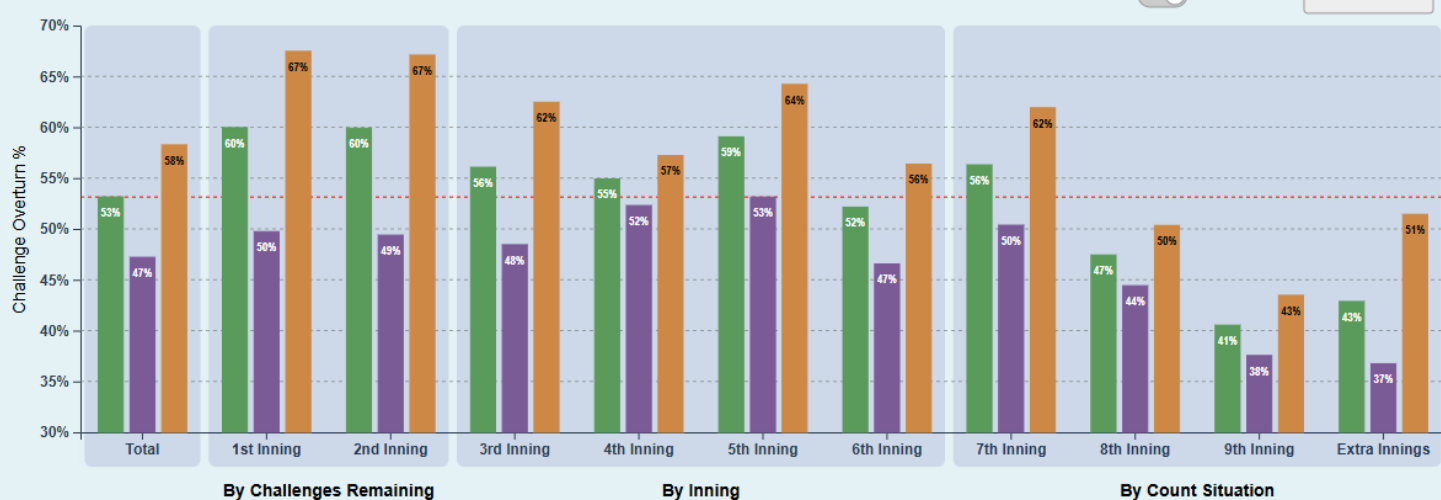
ABS Challenge% Breakdown

2026 – MLB, Regular Season



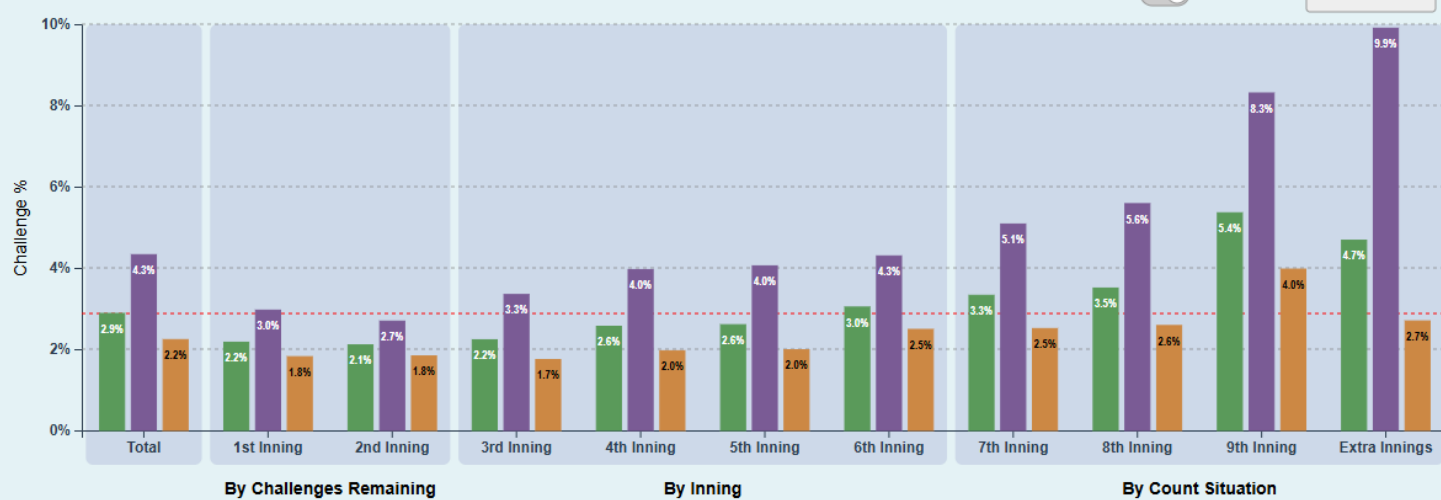
ABS Overturn% Breakdown

2026 – MLB, Regular Season




ABS Challenge% Breakdown

2026 – MLB, Regular Season



Visit <https://baseballsavant.mlb.com/abs> for more insights!

AMERICA'S NATIONAL GAME



By John Thorn | Official Historian of Major League Baseball

In 1939, Baseball celebrated the 100th anniversary of its “invention” in Cooperstown, New York. On June 12 of that year the Hall of Fame and Museum, founded three years earlier, supplied a climax, opening its doors to the public. The Post Office issued a baseball stamp. Performers decked out as Knickerbockers played a game in chin whiskers. Wheaties gave Abner Doubleday a box. Players in the American and National Leagues wore a centennial patch all season long.

For me, Babe Ruth has always been a distant figure of lore and legend, and I love him because I love a good story, even when I know it to be false, as with “The Called Shot.” I love Davy Crockett and P.T. Barnum, too. I do not love Abner Doubleday, though I have come to understand why, long ago, he was chosen as our game’s founder.

The Mills Commission—named for its chief, Abraham G. Mills—labored for three years then, with detectable reluctance, anointed Doubleday, the Civil War hero, in 1908. The testimony of star witness Abner Graves had been critical: at age 5, he claimed to have seen the baseball diamond that Doubleday scratched out in the dirt at Elihu Phinney’s cow pasture; from that point on, Cooperstown’s boys began to play his new, organized game. The local *Freeman’s Journal* reprinted an article from the *New York World* on its front page under the headline “Home of Baseball: Game Originated in Cooperstown; Abner Doubleday, Afterward Major General, Its Originator—A Monument Suggested.” That turned out to be a field for which ground was broken in 1919.

Unknown at the time was Doubleday’s ascendancy in Madame Blavatsky’s Theosophical Society, an esoteric religion with few adherents. One of these would be Spalding’s second wife, who convinced her husband to move to Point Loma, the westernmost part of California and thus closest to the wisdom of Asia.

It has been easy to make Spalding out as the architect of the scheme by which Doubleday was named baseball’s inventor, but at some point during his Lomaland years the sporting-goods magnate may have become afflicted with early-onset dementia that left him in thrall to others, notably his wife. Two of his sons thought so and, after his death in 1915, sued Spalding’s widow for twisting his mind and his assets toward the interests of the Theosophists.



Centennial sleeve patch




The Spaldings, in a horseless carriage at Lomaland, ca.1901


The heirs of Alexander Cartwright objected vigorously to the Mills Commission finding. After three decades’ obstinacy they won for their namesake a bronze plaque in the Hall of Fame. All Doubleday got was a field, a building, a creation myth, and an institution that endures. If baseball was not invented in Cooperstown, it should have been. Baseball’s centennial patches gave national credence to the local legend. Federal grants from the Works Progress Administration were combined with Village of Cooperstown funds to expand Doubleday Field, add stands, and make it a gem. What other village of 2,300 inhabitants has a ballfield that seats 10,000?

On June 12, 1939, trainloads full of baseball legends and dignitaries emptied into the town. The Delaware & Hudson line reopened a long-abandoned right of way and ran a special passenger service into Cooperstown. More than 15,000 spectators crowded into the street in front of the museum for the presentations. Today, crowds that size and more are routine for Induction Day, but nothing like this had ever been seen in Cooperstown before.

One of the highlights of the day was the issuance of the commemorative postage stamp; postmaster general James A. Farley sold the first three-cent stamp to Judge Landis himself. One million stamps were sent to Cooperstown; nearly half were postmarked that very day. By intention, neither Doubleday nor Cartwright was depicted.



Abner Doubleday’s Wheaties box



Abner Doubleday, signed to Helena Petrovna Blavatsky

The idea for a baseball hall of fame to salute the game's immortals wasn't brand new: in 1901 New York University had opened a Hall of Fame for Great Americans, though it didn't include any sports figures. Ford Frick suggested the concept of a baseball hall to go with the field and the museum; the first election came in 1936.

When the votes were tabulated, though, howls went up. Only five modern players had received enough votes, and none of the old-timers did. Cy Young received votes in both categories, but not enough in either. The first Hall of Fame plaques— for Ty Cobb, Babe Ruth, Walter Johnson, Honus Wagner, and Christy Mathewson—were displayed in December 1937, a time when Branch Rickey advised centennialists to get off their duffs:

This is a tremendous thing. You will have to wait one hundred years to get another chance to do this thing.... We ought to have in mind this is a great opportunity for Baseball to nationalize our sport.... Our chance of one hundred years is gone if we don't grasp this opportunity in front of us, not when it gets by us.

Although not without squabbles, the voters seemed to straighten things out by the formal opening of the Hall in 1939, when 25 greats of the game were inducted. In 1936 the writers elected the "founding five"; failing to get the required 170 votes were not only Cy Young but also Nap Lajoie and Tris Speaker. All were elected the following year. Grover Cleveland Alexander made the cut in 1938 and George Sisler, Eddie Collins, Willie Keeler, and Lou Gehrig entered in 1939. By the time the Hall opened its doors on June 12, these players were joined by Morgan Bulkeley, George Wright, Connie Mack, John McGraw, Henry Chadwick, Charles Comiskey, Candy Cummings, Al Spalding, Ban Johnson, and the aforementioned Cartwright.


Fifty years later the sesquicentennial of baseball's invention passed unnoted, and MLB has no intention of marking 2039 as the game's bicentennial. What happened? Why do we flock to Cooperstown annually for Hall of Fame inductions if we know baseball was not invented there? It is a village served by no airport, no passenger train, no major highway; no one gets *here* by finding it on the way to *there*. Answer: by now the Hall of Fame has a history all its own.

While the precise origins of the game we call baseball can be debated (my friend David Block and I have done so, in our books and articles, as well as in person), we can state with certainty that it did not spring full-blown from the fertile mind of Abner Doubleday, or anyone else, in Cooperstown, or anyplace else. But the selection of this remote hamlet was based on just such a notion: that anything as glorious as baseball must have begun in one place, at one particular time, and must have been the brainstorm of some ingenious lad.

Given these premises, a creation myth was inevitable; all that remained was to determine its particulars. To the question, "How did baseball come to be," evolution seemed an unsatisfactory answer—messy, purposeless, undramatic. It is at this point that the interests of Albert Spalding, Abner Doubleday, Alexander Cartwright, and the good people of Cooperstown intersect.



The centennial stamp



Landis buys first stamp from Farley, NL's Frick looks on, AL's Will Harridge too



Doubleday Field in its Original State

Doubleday Field in its original state



Eleven living Hall of Famers attended the Cooperstown gathering



Doubleday Field, aerial photo by Peter L. Hollis

WEEKLY AWARDS

Outfielder Jackson Chourio and starting pitcher Jacob Misorowski of the Milwaukee Brewers were selected the National League Co-Players of the Week, and center fielder Byron Buxton of the Minnesota Twins was named the American League Player of the Week.

Chourio earned his first career award, while Misorowski earned his second career honor after winning the Brewers' most recent award on June 1st. Chourio is the first Brewers position player to win the award since Isaac Collins on August 11th of last season, while Misorowski is the second Brewers pitcher to win twice in a single season, joining Mike Caldwell, who won on August 20th and September 25th in 1978. He is the first pitcher to win the award twice in a single season since Corey Kluber in 2021, and is the first NL pitcher to accomplish the feat since Noah Syndergaard in 2019. It is the first time a pair of Brewers players have earned co-honors in the same week, and the first time a pair of teammates have won the award in the same week since Jordan Alvarez and Alex Bregman garnered honors for the Houston Astros on August 12, 2024. It is the first time it has happened in the NL since Albert Pujols and Paul Goldschmidt won for the St. Louis Cardinals on August 22, 2022. Buxton won the award for the fourth time in his career and second time this season after winning Minnesota's last award on May 4th. He also garnered honors on August 28, 2017 and June 13, 2022, and Buxton's four career awards are now tied for the most in franchise history, matching Kent Hrbek and Hall of Famers Joe Mauer and Kirby Puckett.



PLAYER OF THE WEEK



Byron Buxton
Minnesota Twins



Jackson Chourio
Milwaukee Brewers



Jacob Misorowski
Milwaukee Brewers

Cleveland Guardians shortstop Brayan Rocchio earned his second career Play of the Week Award, after previously winning Cleveland's most recent award on September 15th of last season. Overall, it marks the Guardians' sixth honor since the award's inception in 2019 with Rocchio's pair of awards joined by honors to Oscar Mercado (9/9/2019); fellow two-time winner Steven Kwan (6/21/2022 & 8/29/2022); and Andrés Giménez (7/25/2022). With one out in the bottom of the eighth inning and the game tied at 5-5 with the potential go-ahead run at third base, Jazz Chisholm Jr. hit a ball back up the middle as Rocchio made a sliding stop near second base, tagged the bag and then threw to first to end the inning.



PLAY OF THE WEEK



Brayan Rocchio
Cleveland Guardians

2026 WEEKLY AWARDS

DATE	AL PLAYER OF THE WEEK	NL PLAYER OF THE WEEK	PLAY OF THE WEEK
March 30 th	Chase DeLauter, CLE .353 (6-for-17), 4 HR, 5 RBI, 5 R, .353 OBP, 1.059 SLG	Sal Stewart, CIN .700 (7-for-10), 1 HR, 2 RBI, 3 2B, 3 BB, 2 R, .769 OBP, 1.300 SLG	Nasim Nuñez's Acrobatic Diving Stop
April 6 th	Yordan Alvarez, HOU .471 (8-for-17), 3 HR, 8 RBI, 7 BB, 7 R, .615 OBP, 1.118 SLG	Andy Pages, LAD .583 (14-for-24), 2 HR, 7 RBI, 2 2B, 2 BB, 5 R, 1 SB, .615 OBP, .917 SLG	Jo Adell's Game-Saving Home Run Robbery
April 13 th	José Soriano, LAA 2-0, 0.60 ERA(1 ER/15.0 IP), 5 H, 3 BB, 20 K, 0.53 WHIP, .102 OPP AVG	James Wood, WSH .545 (12-for-22), 3 HR, 8 RBI, 6 BB, 8 R, 2 SB, .655 OBP, 1.091 SLG	Jordan Beck's Home Run Robbery
April 20 th	José Ramírez, CLE .364 (8-for-22), 4 HR, 5 RBI, 1 2B, 8 BB, 8 R, 5 SB, .533 OBP, .955 SLG	Nico Hoerner, CHC .346 (9-for-26), 2 HR, 11 RBI, 1 BB, 4 R, 2 SB, .357 OBP, .577 SLG	Jackson Merrill's Home Run Robbery
April 27 th	Carlos Cortez, ATH .542 (13-for-24), 3 HR, 7 RBI, 2 2B, 1 3B, 4 R, .542 OBP, 1.083 SLG	Ildemaro Vargas, AZ .364 (8-for-22), 4 HR, 12 RBI, 1 2B, 1 3B, 7 R, 5 SB, .364 OBP, 1.045 SLG	Nico Hoerner's Heads-Up Barehanded Snag
May 4 th	Byron Buxton, MIN .345 (10-for-29), 5 HR, 7 RBI, 1 2B, 3 BB, 9 R, 2 SB, .406 OBP, .897 SLG	Alec Burleson, STL .407 (11-for-27), 2 HR, 11 RBI, 3 2B, 4 BB, 8 R, .484 OBP, .741 SLG	Nathan Church's Game-Saving Leaping Catch
May 11 th	Bobby Witt Jr., KC .407 (11-for-27), 3 HR, 4 RBI, 2 2B, 2 BB, 7 R, 2 SB, .448 OBP, .815 SLG	Cristopher Sánchez, PHI 2-0, 0.00 ERA (0 ER/15.0 IP), 9 H, 1 BB, 17 K, 0.67 WHIP, .170 OPP. AVG	Jim Jarvis' Full-Extension Diving Catch
May 18 th	Angel Martínez, CLE .368 (7-for-19), 4 HR, 7 RBI, 1 2B, 1 BB, 8 R, 3 SB, .429 OBP, 1.053 SLG	Gavin Sheets, SD .625 (10-for-16), 4 HR, 8 RBI, 1 2B, 7 BB, 6 R, 1 SB, .739 OBP, 1.438 SLG	Julio Rodríguez' Home Run Robbery
May 26 th	Willson Contreras, BOS .458 (11-for-24), 2 HR, 8 RBI, 2 3B, 1 BB, 5 R, .480 OBP, .875 SLG	Ketel Marte, AZ .536 (15-for-28), 3 HR, 12 RBI, 4 2B, 3 BB, 11 R, .563 OBP, 1.000 SLG	Nico Hoerner's Home Run Robbery
June 1 st	Ben Rice, NYY .462 (12-for-26), 1 HR, 11 RBI, 4 2B, 2 3B, 4 BB, 8 R, .533 OBP, .885 SLG	Jacob Misiorowski, MIL 2-0, 0.64 ERA(1 ER/14.0 IP), 5 H, 1 BB, 20 K, 0.43 WHIP, .106 OPP AVG	Carter Jensen's Inning-Ending Diving Catch
June 8 th	Yordan Alvarez, HOU .476 (10-for-21), 2 HR, 9 RBI, 1 2B, 5 BB, 6 R, .577 OBP, .810 SLG	Pete Crow-Armstrong, CHC .440 (11-for-25), 4 HR, 6 RBI, 1 BB, 4 R, 2 SB, .481 OBP, .920 SLG	Miguel Rojas's Barehanded Stop and Throw
June 15 th	Bryon Buxton, MIN .458 (11-for-24), 4 HR, 7 RBI, 3 2B, 2 BB, 6 R, .500 OBP, 1.083 SLG	Jackson Chourio, MIL .448 (13-for-29), 5 HR, 10 RBI, 1.418 OPS Jacob Misiorowski, MIL 1-0, 9.0 IP, 1 H, 15 SO	Brayan Rocchio's Diving Stop Double Play

THE MIZ KID

Through 14 starts this season, Jacob Misiorowski has pitched to an 8-2 record with a 1.34 ERA across 87.0 innings, permitting just 22 walks with 131 strikeouts, a 0.74 WHIP and a .140 opponents' batting average. He leads qualified pitchers in ERA, strikeouts, opponents' batting average and WHIP. Currently, Misiorowski is on pace to make 31 starts this season, putting him on pace for 290 strikeouts. If Misiorowski makes 32 starts, he is currently on pace for 299 strikeouts.

Since 1901 there have been 19 pitchers (38 occurrences) with at least 300 strikeouts in a single season, with Gerrit Cole's 326 strikeouts and Justin Verlander's 300 strikeouts for the Houston Astros in 2019 marking the last time a player achieved the feat. Among the 19 pitchers, only three have achieved the feat during an age 24-or-younger season (based on age as of June 30th). The group includes Sam McDowell (325 SO in 1965); Hall of Famer Walter Johnson (2x: 313 SO in 1910 & 303 SO in 1912); and Vida Blue (301 SO in 1971).

Misiorowski, who struck out a career-high 15 batters last Friday against Philadelphia, racked up three of his 15 strikeouts on pitches of at least 103.5 MPH, marking the three fastest strikeout pitches for a starting pitcher in the Pitch Tracking Era (since 2008). His 104.5 MPH fastball to strike out Kyle Schwarber marked the fastest pitch overall (regardless of result) by a starting pitcher since 2008. He has 69 strikeouts on pitches of at least 100 MPH this season, tied with Aroldis Chapman (2014) for second-most in a single season since 2008, with Chapman currently holding the record with 87 strikeouts of 100+ MPH in 2015. Misiorowski's 460 pitches of at least 100 MPH are the most in a single season by a starting pitcher, surpassing Hunter Greene, who had 337 pitches of 100+ MPH in 2022. Overall, Misiorowski's 460 pitches of 100+ MPH are ninth-most (SP or RP) in a single season since 2008.

Of the flamethrower's 131 strikeouts this season, 90 (68.7%) have come on his four-seam fastball, the most of any pitcher on a single pitch across the Majors this season. If he maintains his pace for 290 strikeouts, 199 of those are on pace to be via his four-seam fastball. In the Statcast Era (since 2015), no pitcher has ever recorded 200 strikeouts in a single season with a single pitch, with Patrick Corbin's 195 strikeouts on his slider in 2018 being the closest. Corbin is one of five pitchers (eight occurrences) in the Statcast Era to have at least 150 strikeouts with a single pitch in a single season, joined by Chris Archer, Luis Castillo, Cole and José Fernández.

PITCHERS WITH 150+ SO ON SINGLE PITCH (SINCE 2015)			
PLAYER, SEASON	PITCH TYPE	SO	TOTAL SO (% ON PITCH)
Patrick Corbin, 2018	Slider	195	246 (79.3%)
Chris Archer, 2015	Slider	181	252 (71.8%)
Chris Archer, 2017	Slider	181	249 (72.7%)
Gerrit Cole, 2019	Four-seam FB	178	326 (54.6%)
Patrick Corbin, 2019	Slider	161	238 (67.6%)
Luis Castillo, 2019	Changeup	155	226 (68.6%)
José Fernández, 2016	Curveball	155	253 (61.3%)
Chris Archer, 2016	Slider	154	233 (66.1%)

MONTHLY AWARDS

PLAYERS OF THE MONTH

MAY

AL – Nick Kurtz, Athletics

.333 (34-for-102), 5 HR, 26 RBI, 7 2B, 1 3B,
21 BB, 21 R, 3 SB, .456 OBP, .569 SLG, 1.025 OPS

NL – JJ Bleday, Cincinnati Reds

.301 (31-for-103) 8 HR, 25 RBI, 8 2B, 1 3B,
15 BB, 17 R, .387 OBP, .631 SLG, 1.018 OPS



PITCHERS OF THE MONTH

MAY

AL – Spencer Arrighetti, Houston Astros

4-1, 0.93 ERA (3 ER/29.0 IP), 5 GS
16 H, 17 BB, 22 SO, 1.14 WHIP, .165 OPP. AVG

NL – Cristopher Sánchez, Philadelphia Phillies

4-0, 0.00 ERA (0 ER/39.0 IP), 5 GS
25 H, 3 BB, 45 SO, 0.72 WHIP, .181 OPP. AVG



ROOKIES OF THE MONTH

MAY

AL – Munetaka Murakami, Chicago White Sox

.244 (22-for-90) 8 HR, 18 RBI, 4 2B,
19 BB, 21 R, 1 SB, .382 OBP, .556 SLG, .938 OPS

NL – TJ Rumfield, Colorado Rockies

.310 (27-for-87) 4 HR, 12 RBI, 3 2B,
10 BB, 13 R, .400 OBP, .483 SLG, .883 OPS



RELIEVERS OF THE MONTH

MAY

AL – Cade Smith, Cleveland Guardians

1.32 ERA (2 ER/13.2 IP), 13-for-13 SV,
9 H, 1 BB, 25 SO, 0.73 WHIP, .184 OPP. AVG

NL – Mason Miller, San Diego Padres

0.00 ERA (0 ER/9.2 IP), 7-for-7 SV,
4 H, 8 BB, 20 SO, 1.24 WHIP, .118 OPP. AVG



OTHER 2026 AMERICAN LEAGUE PLAYERS OF THE MONTH

Month	AL Player of the Month	AL Pitcher of the Month	AL Rookie of the Month	AL Reliever of the Month
March/ April	Yordan Alvarez, HOU .356 (42-for-118), 12 HR, 27 RBI, 9 2B, 21 BB, 25 R, 1.199 OPS	José Soriano, LAA 5-1, 0.84 ERA (4 ER/42.2 IP), 7 GS, 24 H, 16 BB, 49 SO, 0.94 WHIP	Kevin McGonigle, DET .328 (38-for-116) 2 HR, 13 RBI, 11 2B, 2 3B, 19 BB, 22 R, .935 OPS	Louis Varland, TOR 0.56 ERA (1 ER/16.0 IP), 4/4 SV, 12 H, 4 BB, 26 SO, 1.00 WHIP

OTHER 2026 NATIONAL LEAGUE PLAYERS OF THE MONTH

Month	NL Player of the Month	NL Pitcher of the Month	NL Rookie of the Month	NL Reliever of the Month
March/ April	Ildemaro Vargas, AZ .378 (34-for-90) 6 HR, 20 RBI, 6 2B, 2 3B, 3 BB, 19 R, 1.087 OPS	Shohei Ohtani, LAD 2-1, 0.60 ERA (2 ER/30.0 IP), 5 GS 17 H, 9 BB, 34 SO, 0.87 WHIP	Sal Stewart, CIN .281 (32-for-114) 9 HR, 29 RBI, 6 2B, 18 BB, 20 R, .943 OPS	Mason Miller, SD 1.17 ERA (2 ER/15.1 IP), 10/10 SV, 6 H, 3 BB, 29 SO, 0.59 WHIP

SARAH'S FAVORITE NOTES OF THE WEEK

I'm Sarah Langs, a researcher for MLB.com, and I'm honored to have this space to share some of my favorite notes to wrap up each week of this wonderful sport.

NOBODY BEATS THE MIZ: Jacob Misorowski had his best start yet on Friday. He threw a 15-strikeout shutout on just 95 pitches. That's the most strikeouts in a Maddux (shutout on fewer than 100 pitches) since pitch counts have been tracked (1988). He broke the previous record by two — Tarik Skubal had a 13-strikeout Maddux on May 25, 2025. Misorowski became the third pitcher with at least 15 strikeouts and no more than one baserunner in a shutout since at least 1900. He joined Max Scherzer in his Oct. 3, 2015 no-hitter and Clayton Kershaw in his June 18, 2014 no-hitter. This may have been his best yet, but dominating is nothing new for Misorowski. He now has a 0.17 ERA in his last eight starts. That's the lowest ERA in an eight-start span since earned runs became official (1913), excluding openers. Truly, factually, one of the greatest stretches. Ever.

WHAT A STREAK: Yoshinobu Yamamoto took a perfect game bid into the eighth inning on Saturday and a no-hit bid into the ninth. In total, Yamamoto retired 45 consecutive batters dating to his previous start. That tied 2009 Mark Buehrle for the second-longest consecutive batters retired streak in MLB history, according to the Elias Sports Bureau. Only 2014 Yusmeiro Petit had a longer streak, at 46 consecutive batters.

LOGAN'S WEB(B): Logan Webb continues to dominate since returning from injury. With eight innings on Sunday, he became the first Giants pitcher to go at least eight innings in back-to-back starts since Madison Bumgarner in June 2016. Looking ahead, the last Giants pitcher to do so in three straight was Bumgarner in 2015. It was Webb's ninth career start of at least eight innings with no walks, tying Matt Cain for the second-most by a Giants pitcher in the last 35 years, behind only Bumgarner's 14.

PCA: Pete Crow-Armstrong hit for the cycle on Monday, and he did it in a unique order. It was a reverse cycle: homer, then triple, then double, then single. It was the fifth cycle in that order in at least the expansion era (1961), per Elias. Crow-Armstrong joined Rajai Davis (July 2, 2016), Carlos Gomez (May 7, 2008), Luke Scott (July 28, 2006) and Jim Fregosi (May 20, 1968).

FOR THREE!: Colt Keith recorded the first three-homer game of his career on Monday. At 24 years and 305 days, Keith became the second-youngest player in Tigers history with a three-homer game, older than only Al Kaline on April 17, 1955 at age 20 years and 119 days.

SCHWARBS: Kyle Schwarber hit his MLB-leading 25th home run of the season on Tuesday. That's also his 212th since joining the Phillies. He has the fourth-most home runs by a player in his first five seasons with a team, behind only Babe Ruth (NYY: 235), Mark McGwire (STL: 220) and Ralph Kiner (PIT: 215). And there's plenty of season left.

JUST KEEP REACHING: Bryce Eldridge has reached base safely in 22 straight games entering Friday. That's tied with 1930 Mel Ott and 1924 Travis Jackson for the Giants' seventh-longest on-base streak at age 21-or-younger since 1900. He trails only 1929-30 Ott (40 games), 1928-29 Ott (30), 1918 Ross Youngs (30), 1929 Ott (28), 1959 Willie McCovey (25) and 1910 Fred Merkle (23).

FAST START: Colson Montgomery hit two homers on Wednesday to get him to 40 for his career. He reached 40 career home runs in 140 games, the fewest games to the mark in White Sox history. Montgomery hit his first homer on July 22, 2025. Since that day began, he's second in MLB in home runs, behind only Schwarber (49).

JULIOOOO: Julio Rodríguez hit his 125th career double on Wednesday in his 665th game. That's the third-fewest career games to at least 125 doubles, 125 homers and 125 stolen bases. Only Ronald Acuña Jr. (591 games) and Alfonso Soriano (643) got there in fewer games.

CURRENT IRONMAN: Matt Olson has played 855 consecutive games entering Friday, dating to May 2, 2021. His streak is the ninth-longest in MLB history. The only other streaks of at least 700 consecutive games to begin in the divisional era (1969) are, of course, 1982-98 Cal Ripken Jr. (2,632 games), as well as 1975-83 Steve Garvey (1,207), 2000-07 Miguel Tejada (1,152), 1978-83 Pete Rose (745) and 1981-86 Dale Murphy (740).

For more great notes and baseball tidbits, follow Sarah on Twitter ([@SlangsOnSports](#))



UPON FURTHER REVIEW

Through Wednesday night's games, Major League Baseball has had 693 replay reviews, which have taken an average of one minute and twenty-six seconds. The 693 replay reviews consist of 601 Manager Challenges and 92 Crew Chief Reviews.

693 Replay Reviews
144 Confirmed (20.8%)
195 Stands (28.1%)
341 Overturned (49.2%)
3 Rules Check (0.4%)
0 Record Keeping (0.0%)
1:26 Average Time

LINE DRIVES

Compiled from Club Game Notes

WHEN LIFE GIVES YOU CLEMENS: Over his last 33 games, Kody Clemens is hitting .297 (38-for-128) with 11 doubles, two triples, eight home runs, 19 RBI, 20 runs scored, a .328 on-base percentage, a .602 slugging percentage and a .930 OPS. Since being acquired in a trade with Philadelphia in late April of 2025, Clemens has 30 home runs in 174 games (617 plate appearances), second-most home runs on the club in that time, trailing only Buxton (52).

WIZARD OF BAZ: Shane Baz has allowed three earned runs-or-fewer in six straight starts since May 15, the second-longest streak of his career behind an 11-game run from August 13, 2024-April 14, 2025. Among all MLB hurlers who have thrown at least 35.0 innings since May 15, Baz's 2.39 ERA (10 ER/37.2 IP) is ninth-lowest in the majors, teammate Brandon Young ranks tenth during that same timeframe with a 2.48 ERA (10 ER/36.1 IP). Baz has posted a 1.93 ERA (four ER/18.2 IP) over his last three road starts since May 20 after recording a 4.99 ERA (17 ER/30.2 IP) over his first five road starts to open the year.

STREAK REMAINS ALIVE: Baltimore has scored at least one run in each of its first 75 games this year, the third-longest season-opening streak in franchise history (since 1954) behind the 2007 (133 G) and 1978 (77 G) Orioles. The Birds are the only club in MLB that has not been shut out this season, and it marks the longest season-opening streak by any team in the Majors since the 2023 Arizona Diamondbacks (87 G).

WHO'S HOT: Zack Gelof has a career-high 20-game hitting streak, which is second-longest in the majors (24 by Vargas, AZ) and the 39th hitting streak of 20-or-more games in Athletics history. He is 29-for-78 (.372) during the streak, which is tied for second-longest by an Athletic over the last 23 years (22 by Butler in 2024, 20 by Soderstrom in 2025). Tyler Soderstrom has a 25-game reaching-base streak, which is the longest active streak in the majors. He is batting .349 (30-for-86) with five doubles, a triple, seven home runs, 19 RBI and 19 walks over that span (.467 on-base percentage).

FIELDING OF DREAMS: The Padres have the best fielding rate among all teams in the Majors at .992 (21 E, 2,581 TC), with the top three best fielding rates all coming from NL West teams (LAD, ARI). In addition, the Padres are second among all ML teams with a collective Fielding Run Value of +22 and tied for fifth with 16 OAA. Padres catchers are tied for the league lead with 19 caught stealings with the fifth-best caught stealing rate (32.9%). Ty France leads all first basemen with nine defensive runs saved and is third with five OAA. Manny Machado owns the best fielding percentage among all third basemen (.987, two E in 151 TC) and the sixth-most OAA at the hot corner (three). Fernando Tatis Jr. is tied for the fifth-most OAA by a second baseman (five) and fifth by a right fielder (three). His nine overall OAA are tied for seventh among all position players.

CATCH ME IF YOU CAN: The Blue Jays went a perfect 5-for-5 in stolen base attempts on Wednesday night, their most swipes in a single game since May 13, 2023 vs. ATL (five) and their most in a road contest since June 18, 2000 at BOS (five). Have been successful on 80.5% of stolen base attempts as a team this season (33-for-41), the third-best rate among AL clubs behind only the Rangers (83.3%) and Guardians (82.1%). The 80.5% success rate is the fourth-best single-season mark in team history (2020 - 84.6%, 1995 - 82.4%, 2024 - 81.8%).

PCA ON FIRE: Pete Crow-Armstrong is currently riding a career-high 20-game on-base streak dating to May 26, batting .395 (34-for-86) with seven doubles, two triples, eight home runs, 13 RBI and a 1.238 OPS during the stretch. He has hit safely in 19 of those contests. Since May 26, his .802 SLG and 34 hits both lead the Major Leagues, while his 1.238 OPS is second and his .395 average is fourth. Per FanGraphs, his 4.0 WAR leads N.L. position players and is the third-highest in the majors. Crow-Armstrong on Monday became the 13th player in Cubs franchise history to hit for the cycle. He became the second Cubs center fielder with a cycle since 1901, joining Hack Wilson on June 23, 1930 vs. Philadelphia. Per Ed Hartig, he became the first Cub in franchise history to hit for the cycle in reverse order (HR-3B-2B-1B). PCA joins Pittsburgh's Oneil Cruz as the only two major leaguers with at least 14 home runs and 16 stolen bases this season. Crow-Armstrong leads the Majors in fielding run value (15), is tied for second in outs above average (13) and tied for fourth in defensive runs saved (13).

ANCHOR DOWN: Bryan Reynolds went 4-for-5 with two home runs, three RBI and three runs scored in Tuesday's 6-5 win at the Athletics, marking his ninth career multi-home run game and the first since last year on August 13 at Milwaukee. He became the first Pirate with four hits, including two home runs, three RBI and three runs in a game since he also did that in a 14-2 win on July 5, 2024 vs. New York (NL), while also becoming the first Pirate to do that in a road win since Neil Walker on July 1, 2015 at Detroit. Reynolds also homered from both sides of the plate for the fourth time in his career and the first since September 27, 2024 at New York (AL). He is one of only three Pirates (seven instances) to homer from both sides of the plate in the same game.

START ME UP! Cleveland is the only MLB team to use just five starting pitchers this season, while Houston and Colorado lead MLB with 13 different starters used this season. Per Elias, Cleveland's 73 games without using a sixth starter are tied for the second-most in club history with the 1921 club, trailing only the 1999 squad (79). The rotation owns a 3.53 ERA (79 ER/201.2 IP) since May 6, the best mark in the AL and the third-best in MLB behind Los Angeles-NL (3.19) and Milwaukee (3.11). The rotation's 201.2 innings over that span ranks third in the AL and sixth in MLB.

ESPECIALLY SCHWARBER: Over the last three seasons (since 2024), Kyle Schwarber has faced 305 left-handed relievers and is slashing .290/.423/.609 with a 1.032 OPS, 22 HR and a 16.4% walk rate (50 BB). Schwarber's 305 plate appearances against left-handed relievers are the most of any LHH in MLB since 2024 (next: Rafael Devers, 288; Bryce Harper, 270; Shohei Ohtani, 270). His 22 home runs are the most in MLB among all LHH against LH relievers since 2024, with Harper, Ohtani and Soto tied for second with 14 each. Over his first two seasons in Philadelphia (2022-23), Schwarber had 229 plate appearances against LH relievers and slashed .160/.306/.299 (.605 OPS) with seven home runs.

A GRAND K IN STORE FOR EL CABALLO: After recording his 1,000th career strikeout on June 12 at Pittsburgh, RHP Sandy Alcantara became the fifth active Dominican-born pitcher and 26th all-time from the Dominican Republic to reach the milestone. Alcantara enters today's start with 992 strikeouts as a member of the Marlins, second-most in franchise history. He needs 10 strikeouts to pass RHP Ricky Nolasco (1,001) for the club record.



MLB ON-AIR THIS WEEK

(All Times ET)

Friday, June 19th:	St. Louis Cardinals @ Kansas City Royals Minnesota Twins @ Arizona Diamondbacks	8:15 p.m. 9:45 p.m.	Apple TV Apple TV	
Saturday, June 20th:	Cleveland Guardians @ Houston Astros New York Mets @ Philadelphia Phillies	7:15 p.m. 7:15 p.m.	FOX FOX	
Sunday, June 21st:	Minnesota Twins @ Arizona Diamondbacks New York Mets @ Philadelphia Phillies	3:15 p.m. 7:20 p.m.	Peacock/NBCSN NBC/Peacock	
Monday, June 22nd:	Atlanta Braves @ San Diego Padres	10:10 p.m.	ESPN	
Tuesday, June 23rd:	Los Angeles Dodgers @ Minnesota Twins	7:40 p.m.	TBS	
PHILLIES-METS RIVALRY COMES TO SUNDAY NIGHT BASEBALL TO CLOSE FATHER'S DAY SLATE				
<i>Please note: Games on FS1 and TBS are available locally on Regional Sports Networks and/or via Club DTC products for fans watching in the Clubs' market</i>				

Thursday, June 18th:	Toronto Blue Jays @ Boston Red Sox New York Mets @ Philadelphia Phillies	1:35 p.m. 6:40 p.m.	
Friday, June 19th:	Milwaukee Brewers @ Atlanta Braves Boston Red Sox @ Seattle Mariners	7:15 p.m. 10:10 p.m.	
Saturday, June 20th:	Cincinnati Reds @ New York Yankees Baltimore Orioles @ Los Angeles Dodgers	1:35 p.m. 10:10 p.m.	
Sunday, June 21st:	Chicago White Sox @ Detroit Tigers	1:40 p.m.	
Monday, June 22nd:	Kansas City Royals @ Tampa Bay Rays	6:40 p.m.	
Tuesday, June 23rd:	Athletics @ San Francisco Giants	9:45 p.m.	
Wednesday, June 24th:	Texas Rangers @ Miami Marlins Boston Red Sox @ Colorado Rockies Chicago Cubs @ New York Mets	12:10 p.m. 3:10 p.m. 7:10 p.m.	
Thursday, June 25th:	Kansas City Royals @ Tampa Bay Rays New York Yankees @ Boston Red Sox	12:10 p.m. 7:10 p.m.	
<i>Please note: Most games are available locally on Regional Sports Networks and/or via Club DTC products for fans watching in the Clubs' market</i>			

SiriusXM

American League SiriusXM Channels

Athletics	Channel 841
Baltimore Orioles	Channel 843
Boston Red Sox	Channel 844
Chicago White Sox	Channel 846
Cleveland Guardians	Channel 848
Detroit Tigers	Channel 850
Houston Astros	Channel 851
Kansas City Royals	Channel 852
Los Angeles Angels	Channel 853
Minnesota Twins	Channel 857
New York Yankees	Channel 859
Seattle Mariners	Channel 864
Tampa Bay Rays	Channel 866
Texas Rangers	Channel 867
Toronto Blue Jays	Channel 868

National League SiriusXM Channels

Arizona Diamondbacks	Channel 840
Atlanta Braves	Channel 842
Chicago Cubs	Channel 845
Cincinnati Reds	Channel 847
Colorado Rockies	Channel 849
Los Angeles Dodgers	Channel 854
Miami Marlins	Channel 855
Milwaukee Brewers	Channel 856
New York Mets	Channel 858
Philadelphia Phillies	Channel 860
Pittsburgh Pirates	Channel 861
San Diego Padres	Channel 862
San Francisco Giants	Channel 863
St. Louis Cardinals	Channel 865
Washington Nationals	Channel 869



Channel 89

Visit <https://www.mlb.com/watch> for details on where to watch!