



# MAJOR LEAGUE BASEBALL WEEKLY NOTES

July 1, 2026



# AMERICA'S PASTIME

As the country prepares to officially celebrate America's Semiquincentennial this weekend, Major League Baseball will feature nine games on Thursday, 13 games on Friday and full 15-game slates on Saturday and Sunday. NBC Sports will cap off the weekend with a special "Star-Spangled Sunday" with all 30 Clubs in action on NBC, Peacock and NBCSN, marking the first time a media company has presented all 15 MLB games nationally in a single day.

MLB is collaborating with four drive-in movie theaters in the United States to provide Americans with a new way to cap off Independence Day celebrations. Drive-ins located in Vineland, NJ; McHenry, IL; Blue Ridge, GA; and Paramount, CA will air their respective hometown team's game on the big screen after screening the classic childhood baseball movie "The Sandlot." Each drive-in location will also feature unique activations such as Ballpark Bites and local food trucks, PLAY BALL activities and fireworks.

During all MLB games on the Fourth of July, teams will sport newly designed Nike jerseys with stars and stripes-themed numbers, as well as red, white and blue New Era caps and Stance socks to visually represent and pay tribute to the nation's founding. An exclusive USA 250® patch developed by Fanatics in conjunction with the major U.S. sports leagues will also be featured on the sleeves of the jerseys and sides of the caps throughout those Independence Day games. During the T-Mobile Home Run Derby on July 13<sup>th</sup>, participants' traditional home Club jerseys will feature stars-and-stripes-designed numbers as well as the USA 250® sleeve patch. Then, during the All-Star Game presented by Mastercard on July 14<sup>th</sup>, players will wear their home and road Club jerseys with the USA 250® sleeve patch.

The Washington Nationals, who will open Saturday's slate with a matchup in Washington D.C., enter play on Saturday with a .597 winning percentage (37-25) on Independence Day including their time as the Montreal Expos. It is the best winning percentage of any Major League club, per Elias. Since 2005, Washington is 10-10 on 4<sup>th</sup> of July, and since the annual tradition of the Nationals beginning Baseball's festivities at 11:05 a.m. on July 4<sup>th</sup> began in 2012, Washington is 6-7. The Boston Red Sox rank second in winning percentage and pace the American League with a .593 winning percentage (99-68) on July 4<sup>th</sup>. The Chicago Cubs have a 125-100 record on the Fourth of July, marking the most wins on America's Independence Day of any franchise.

Per Elias, the Houston Astros have won each of their last eight games played on July 4<sup>th</sup> since 2016, the longest active streak in the Majors and tied for the fourth-longest all-time. Other clubs to win at least each of the last four seasons on Fourth of July include the Minnesota Twins and Seattle Mariners (5-0 since 2021) and the Athletics (4-0 since 2022). The Chicago White Sox have the longest winning streak on Independence Day, winning 14 consecutive games on the Fourth of July from 1934-1941. The Cleveland Indians won 13 consecutive contests between 1916-1923 and the Pittsburgh Pirates won nine in-a-row from 1901-1905. Clubs to win at least eight consecutive Fourth of July Games include: the 1901-1904 Boston Americans; the 1905-1908 Cubs; the 1916-1920 Chicago White Sox; the 1919-1924 New York Giants; the 1936-1939 Red Sox; the 1971-1978 Baltimore Orioles; the 1976-1985 New York Yankees; the 1991-1998 Cincinnati Reds; the 2000-2007 St. Louis Cardinals; the 2012-2019 Oakland Athletics; the 2013-2022 Red Sox; and the 2014-2022 Los Angeles Dodgers.

ALL-TIME JULY 4 <sup>TH</sup> RECORDS, ACTIVE FRANCHISES	
TEAM	RECORD (PCT)
Washington Nationals	37-25 (.597)
Boston Red Sox	99-68 (.593)
New York Yankees	97-74 (.567)
San Diego Padres	31-24 (.564)
Chicago Cubs	125-100 (.556)
Chicago White Sox	101-84 (.546)
Cincinnati Reds	105-89 (.541)
Cleveland Guardians	93-81 (.534)
Houston Astros	35-31 (.530)
Los Angeles Angels	97-87 (.527)
Kansas City Royals	28-27 (.509)
Pittsburgh Pirates	108-105 (.507)
Athletics	85-83 (.506)
Arizona Diamondbacks	13-13 (.500)
Philadelphia Phillies	106-107 (.498)
Texas Rangers	35-36 (.493)
St. Louis Cardinals	95-98 (.492)
New York Mets	36-38 (.486)
Atlanta Braves	99-108 (.478)
Los Angeles Dodgers	31-35 (.470)
Detroit Tigers	84-95 (.469)
Miami Marlins	15-17 (.469)
San Francisco Giants	92-106 (.465)
Seattle Mariners	21-25 (.457)
Baltimore Orioles	74-97 (.433)
Minnesota Twins	73-98 (.427)
Toronto Blue Jays	18-27 (.400)
Milwaukee Brewers	21-34 (.382)
Colorado Rockies	12-20 (.375)
Tampa Bay Rays	10-17 (.370)

Note: sorted by winning percentage

LONGEST WINNING STREAKS, CONSECUTIVE 4 <sup>TH</sup> OF JULY GAMES	
TEAM (YEARS)	# OF G
Chicago White Sox (1934-41)	14
Cleveland Indians (1916-23)	13
Pittsburgh Pirates (1901-05)	9
Houston Astros (2016-Pres.)	8
Los Angeles Dodgers (2014-22)	8
Boston Red Sox (2013-22)	8
Oakland Athletics (2012-19)	8
St. Louis Cardinals (2000-07)	8
Cincinnati Reds (1991-98)	8
New York Yankees (1976-85)	8
Baltimore Orioles (1971-78)	8
Boston Red Sox (1936-39)	8
New York Giants (1919-24)	8
Chicago White Sox (1916-20)	8
Chicago Cubs (1905-08)	8
Boston Americans (1901-04)	8

Entering play on Saturday, Jose Altuve has hit safely in each of his last eight games played on July 4<sup>th</sup> dating back to 2015, marking the longest hitting streak during Fourth of July games among all active Major League players. He is followed by Kris Bryant (7 G since 2015) of the Colorado Rockies; Starling Marte (6 G since 2016) of the Kansas City Royals; J.P. Crawford (6 G since 2019) of the Mariners; Luis Arraez (6 G since 2019) of the San Francisco Giants; and Dominic Smith (6 G since 2021) of the Atlanta Braves.

Trevor Story of the Boston Red Sox, who is currently on the Injured List, and Christian Walker of the Astros have both homered in each of their last three games played on Fourth of July. Story homered in 2021, 2022 and 2025, while Walker has homered in each of his last three Fourth of July games. Other active players who have gone deep in each of their last two Fourth of July contests include Victor Caratini of the Twins; Jonny DeLuca of the Tampa Bay Rays; Juan Soto of the New York Mets; and Jordan Westburg of the Cardinals.

Freddie Freeman of the Los Angeles Dodgers and Paul Goldschmidt of the New York Yankees have each played 13 career games on Fourth of July, the most among players currently on a Major League roster or Injured List. Carlos Santana, who was recently released from the Arizona Diamondbacks is the current leader among all active players, appearing in 14 career Fourth of July games. Altuve is the current active leader in hits (16), while Goldschmidt and Swanson are tied for doubles (5), and Bryant leads in home runs (5). Swanson's nine extra-base hits and 12 RBI on July 4<sup>th</sup> are the most among active players and Francisco Lindor of the Mets paces active players with five stolen bases on Independence Day.

Kenley Jansen's seven appearances on Fourth of July are the most among pitchers, while Patrick Corbin of the Toronto Blue Jays and Justin Verlander of the Detroit Tigers, who is currently on the Injured List, are tied with five career July 4<sup>th</sup> starts under their belts. A special thanks to the Elias Sports Bureau for their assistance with 4<sup>th</sup> of July leaders.

# ALL-TIME JULY 4<sup>TH</sup> OFFENSIVE LEADERS

DATES PLAYED ON	
PLAYER	G
Pete Rose	23
Willie Mays	22
Rickey Henderson	21
Hank Aaron	20
Stan Musial	19
Albert Pujols	19
Iván Rodríguez	19
12 Tied	18

DOUBLES	
PLAYER	R
Honus Wagner	12
Al Oliver	11
Hank Aaron	10
George Burns	10
Harry Heilmann	10
Stan Musial	10
Ty Cobb	9
Doc Cramer	9
Charlie Gehringer	9
Chuck Klein	9
Tommy Leach	9
Sam Rice	9
Roy Sievers	9

RBI (SINCE 1920)	
PLAYER	R
Stan Musial	34
Al Simmons	25
Bobby Doerr	22
Lou Gehrig	22
Gil Hodges	22
Ernie Lombardi	22
Heinie Manush	22
Bob Meusel	22
Larry Doby	21
Rogers Hornsby	21
Willie Mays	21
Enos Slaughter	21
Ted Williams	21

STOLEN BASES	
PLAYER	R
Max Carey	12
Frank Chance	11
Rickey Henderson	11
Donie Bush	10
Ty Cobb	10
Maury Wills	10
Tris Speaker	9
Jimmy Austin	8
Bob Bescher	8
Honus Wagner	8

GAMES	
PLAYER	H
Sam Crawford	34
Willie Mays	34
Stan Musial	34
Tris Speaker	34
Honus Wagner	33
Charlie Grimm	32
Luke Appling	31
Max Carey	31
Ty Cobb	31
Eddie Collins	31
Rabbit Maranville	31

HOME RUNS	
PLAYER	R
Duke Snider	9
Larry Doby	8
Willie Mays	8
Mickey Mantle	7
12 Tied	6

EXTRA-BASE HITS	
PLAYER	R
Hank Aaron	17
Duke Snider	16
Tris Speaker	16
Charlie Gehringer	15
Rogers Hornsby	15
Willie Mays	15
Stan Musial	15
Babe Ruth	15
Honus Wagner	14
7 Tied	13


BATTING AVERAGE (MIN. 15 PA)	
PLAYER	R
Mike A. Anderson	.667
Pete Reiser	.667
Lloyd Davenport	.636
Spencer Steer	.636
Manny Jimenez	.615
Mike Lamb	.615
Carl Sawatski	.615
Ray Demmitt	.611
Andujar Cedeno	.600
Merlin Kopp	.600
Tom Oliver	.600

HITS	
PLAYER	R
Tris Speaker	49
Ty Cobb	47
Heinie Manush	44
Stan Musial	42
Sam Crawford	41
Willie Mays	40
Babe Ruth	39
Honus Wagner	39
J. Frank Baker	38
Eddie Collins	37
Charlie Grimm	37

TRIPLES	
PLAYER	R
Shano Collins	6
Dolph Camilli	5
Sam Crawford	5
Rogers Hornsby	5
Tris Speaker	5
Bobby Wallace	5
Hughie Critz	4
Alvin Dark	4
Otto Knabe	4
Tommy Leach	4
Babe Ruth	4
Willie Wilson	4

TOTAL BASES	
PLAYER	R
Tris Speaker	76
Willie Mays	72
Heinie Manush	66
Stan Musial	66
Babe Ruth	66
J. Frank Baker	65
Hank Aaron	64
Rogers Hornsby	63
Ty Cobb	61
Charlie Gehringer	60
Duke Snider	60

OPS (MIN. 15 PA)	
PLAYER	R
Manny Jimenez	2.014
Pete Reiser	2.005
George Crowe	1.882
Garrett Atkins	1.758
Kris Bryant	1.752
Spencer Steer	1.733
Mike A. Anderson	1.688
Carl Sawatski	1.667
Mike Lamb	1.629
Lu Clinton	1.615



# ACTIVE JULY 4<sup>TH</sup> OFFENSIVE LEADERS

DATES PLAYED ON	
PLAYER	G
Carlos Santana	14
Freddie Freeman	13
Paul Goldschmidt	13
Jose Altuve	11
Nolan Arenado	11
Bryce Harper	11
Manny Machado	11
Salvador Perez	11
Eugenio Suárez	11
Christian Yelich	11

GAMES	
PLAYER	H
Carlos Santana	14
Freddie Freeman	13
Paul Goldschmidt	13
Jose Altuve	11
Nolan Arenado	11
Bryce Harper	11
Francisco Lindor	11
Manny Machado	11
Salvador Perez	11
Eugenio Suárez	11
Christian Yelich	11

HITS	
PLAYER	R
Jose Altuve	16
Willson Contreras	14
Bryce Harper	14
Carlos Santana	14
Luis Arraez	12
Kris Bryant	12
Freddie Freeman	12
Starling Marte	12
Dansby Swanson	12
Christian Yelich	12

DOUBLES	
PLAYER	R
Paul Goldschmidt	5
Dansby Swanson	5
Willson Contreras	5
Luis Arraez	3
Kris Bryant	3
Jake Cronenworth	3
Rafael Devers	3
Nick Gonzales	3
Ian Happ	3
Sandy Leon	3
Carlos Santana	3
Dominic Smith	3

HOME RUNS	
PLAYER	R
Kris Bryant	5
Manny Machado	4
Dansby Swanson	4
Christian Walker	4
15 Tied	3

EXTRA-BASE HITS	
PLAYER	R
Dansby Swanson	9
Kris Bryant	8
Willson Contreras	7
Ian Happ	6
Jesús Sánchez	6
Jose Altuve	5
Harrison Bader	5
Freddie Freeman	5
Paul Goldschmidt	5
Cedric Mullins	5
José Ramírez	5
George Springer	5

RBI (SINCE 1920)	
PLAYER	R
Dansby Swanson	12
Jose Altuve	11
Kris Bryant	11
Christian Walker	10
Mitch Garver	9
Francisco Lindor	9
Manny Machado	9
Andrew Benintendi	8
Freddie Freeman	8
Max Kepler	8
Brandon Nimmo	8
Vinnie Pasquantino	8
Marcus Semien	8
Christian Yelich	8

TRIPLES	
PLAYER	R
Jesús Sánchez	2
Jo Adell	1
Jake Burger	1
Denzel Clarke	1
Mauricio Dubón	1
Jarren Duran	1
Jake Fraley	1
Ian Happ	1
James McCann	1
Jake Meyers	1
José Ramírez	1
Corey Seager	1
Seiya Suzuki	1
Fernando Tatis Jr.	1

TOTAL BASES	
PLAYER	R
Kris Bryant	30
Dansby Swanson	29
Jose Altuve	27
Willson Contreras	27
Freddie Freeman	23
Manny Machado	23
José Ramírez	22
George Springer	22
Jesús Sánchez	21
Christian Walker	20

STOLEN BASES	
PLAYER	R
Francisco Lindor	5
David Hamilton	4
Starling Marte	4
Javier Báez	3
Byron Buxton	3
Jake Fraley	3
14 Tied	2

BATTING AVERAGE (MIN. 15 PA)	
PLAYER	R
Spencer Steer	.636
Elly De La Cruz	.583
Bobby Witt Jr.	.529
Jake Cronenworth	.500
Luis Arraez	.480
Kris Bryant	.480
Sandy Leon	.474
Seiya Suzuki	.467
Tyler O'Neill	.462
Andrew Benintendi	.458

OPS (MIN. 15 PA)	
PLAYER	R
Kris Bryant	1.752
Spencer Steer	1.733
Christian Walker	1.594
Seiya Suzuki	1.556
Jake Cronenworth	1.517
Cedric Mullins	1.503
Jonathan India	1.469
Bobby Witt Jr.	1.467
Harrison Bader	1.450
Byron Buxton	1.424

# ALL-TIME JULY 4<sup>TH</sup> PITCHING LEADERS

GAMED PITCHED	
PLAYER	G
Charlie Root	15
Hoyt Wilhelm	13
Roy Face	12
Larry French	11
Burleigh Grimes	11
Johnny Klippstein	11
Early Wynn	11
Armando Benitez	10
Bob Friend	10
Roberto Hernandez	10
Syl Johnson	10
Sad Sam Jones	10
Ron Kline	10
Rube Waddell	10

INNINGS PITCHED	
PLAYER	G
Early Wynn	85.1
Sad Sam Jones	76.1
Cy Young	76.0
Bob Friend	75.2
Rube Waddell	75.0
Lefty Grove	73.0
Larry French	69.2
Don Sutton	61.1
Eddie Plank	58.1
Bucky Walters	57.2

ERA (SINCE 1913, MIN 15.0 IP)	
PLAYER	G
Clayton Kershaw	0.00
JP Sears	0.00
Jim Tobin	0.00
Jack S. Sanford	0.36
Allen Sothoron	0.50
Mike Prendergast	0.53
Les Tietje	0.53
Kendall Graveman	0.54
Mike LaCoss	0.57
Barney Brown	0.60
Kevin Millwood	0.60

DATES PITCHED ON	
PLAYER	G
Charlie Root	13
Burleigh Grimes	11
Hoyt Wilhelm	11
Early Wynn	11
Roy Face	10
Larry French	10
Roberto Hernandez	10
Syl Johnson	10
Sad Sam Jones	10
Johnny Klippstein	10

SAVES (SINCE 1969)	
PLAYER	G
Jeff Reardon	5
Armando Benitez	4
Dennis Eckersley	4
Jason Isringhausen	4
Kenley Jansen	4
Craig Kimbrel	4
Bruce Sutter	4
17 Tied	3

STRIKEOUTS	
PLAYER	G
Lefty Grove	60
Tom Seaver	50
Rube Waddell	50
Early Wynn	47
Nolan Ryan	46
Don Sutton	42
Randy Johnson	39
Steve Carlton	38
Bob Friend	37
David Price	36
Bob Turley	36

WHIP (MIN 15.0 IP)	
PLAYER	G
Clayton Kershaw	0.47
Bob Wicker	0.56
Jim Tobin	0.58
Kevin Millwood	0.60
Lefty Leifield	0.65
Addie Joss	0.66
Tyler Anderson	0.67
Whitey Ford	0.67
Roger Nelson	0.67
Mordecai Brown	0.68

WINS	
PLAYER	G
Sad Sam Jones	7
Larry French	6
Dennis Martinez	6
Don Sutton	6
Mordecai Brown	5
Eddie Cicotte	5
Stan Coveleski	5
Bob Friend	5
Lefty Grove	5
Randy Johnson	5
Phil Niekro	5
Rube Waddell	5
Bucky Walters	5
Early Wynn	5
Cy Young	5

GAMES STARTED	
PLAYER	G
Early Wynn	10
Larry French	9
Bob Friend	9
Sad Sam Jones	9
Claude Osteen	8
Don Sutton	8
Rube Waddell	8
9 Tied	7

OPPONENTS' AVERAGE	
PLAYER	G
Clayton Kershaw	.083
Kevin Millwood	.102
Bob Wicker	.107
Jim Tobin	.127
Tyler Anderson	.132
Roger Nelson	.133
Dan Petry	.138
Mordecai Brown	.141
Bob Shawkey	.141
Jack S. Sanford	.143

# ACTIVE JULY 4<sup>TH</sup> PITCHING LEADERS

DATES PITCHED ON	
PLAYER	G
Kenley Jansen	7
Patrick Corbin	5
Tim Hill	5
Tommy Kahnle	5
Craig Kimbrel	5
Justin Verlander	5
Bryan Baker	4
Jalen Beeks	4
Gerrit Cole	4
Seth Lugo	4
Chris Martin	4
Emilio Pagán	4
Jose Quintana	4
Taylor Rogers	4

GAMES STARTED	
PLAYER	G
Patrick Corbin	5
Justin Verlander	5
Gerrit Cole	4
Jose Quintana	4
Zach Eflin	3
Kyle Freeland	3
Lucas Giolito	3
Max Scherzer	3
JP Sears	3
14 Tied	2

GAMES PITCHED	
PLAYER	G
Kenley Jansen	7
Patrick Corbin	5
Tim Hill	5
Tommy Kahnle	5
Craig Kimbrel	5
Justin Verlander	5
Bryan Baker	4
Jalen Beeks	4
Gerrit Cole	4
Seth Lugo	4
Chris Martin	4
Emilio Pagán	4
Jose Quintana	4
Taylor Rogers	4

SAVES (SINCE 1969)	
PLAYER	G
Kenley Jansen	4
Craig Kimbrel	4
Josh Hader	2
23 Tied	1

WINS	
PLAYER	G
Tyler Alexander	2
Lance McCullers Jr.	2
Aaron Nola	2
Jose Quintana	2
JP Sears	2
Ryne Stanek	2
Jameson Taillon	2
Justin Verlander	2
47 Tied	1

STRIKEOUTS	
PLAYER	G
Justin Verlander	25
Gerrit Cole	23
Patrick Corbin	23
Jose Quintana	22
Aaron Nola	21
Nick Pivetta	20
Max Scherzer	19
Lucas Giolito	16
JP Sears	16
Jameson Taillon	16

INNINGS PITCHED	
PLAYER	G
Justin Verlander	31.1
Patrick Corbin	27.2
Jose Quintana	27.0
Gerrit Cole	18.2
Lucas Giolito	18.2
Max Scherzer	18.1
JP Sears	18.1
Kyle Freeland	17.1
Zach Eflin	15.0
Aaron Nola	14.1

ERA (SINCE 1913, MIN 15.0 IP)	
PLAYER	G
JP Sears	0.00
Jose Quintana	1.67
Justin Verlander	3.45
Max Scherzer	3.93
Patrick Corbin	4.23
Lucas Giolito	4.34
Gerrit Cole	5.30
Kyle Freeland	6.75
Zach Eflin	7.80

WHIP (MIN 15.0 IP)	
PLAYER	G
JP Sears	0.71
Jose Quintana	0.93
Justin Verlander	1.05
Max Scherzer	1.15
Lucas Giolito	1.29
Zach Eflin	1.40
Gerrit Cole	1.61
Kyle Freeland	1.62
Patrick Corbin	1.70

OPPONENTS' AVERAGE	
PLAYER	G
JP Sears	.154
Jose Quintana	.187
Justin Verlander	.211
Max Scherzer	.221
Lucas Giolito	.257
Zach Eflin	.286
Gerrit Cole	.307
Kyle Freeland	.311
Patrick Corbin	.339



## 2026 INTERLEAGUE TRACKER

League	2026 Record	Batting Average	ERA
American League	174-217	.243 (3,180-for-13,080)	4.43
National League	217-174	.249 (3,290-for-13,199)	4.13

In 2025, American League teams defeated National League teams 367 times in an MLB-record 720 Interleague games (previous record: 690 G in 2023 and 2024). It was the third year of MLB's balanced schedule.

# 2026 ALL-STAR FUTURES GAME ROSTERS

Rosters for the 2026 All-Star Futures Game presented by Nike were announced earlier today on MLB Network. The 27<sup>th</sup> edition of the Futures Game will be played at 12:00 p.m. (ET) on Sunday, July 12<sup>th</sup> at Citizens Bank Park in Philadelphia, and will be followed by the all new MLBx: All-Star 3-on-3 competition. The Futures Game will air exclusively on NBC with Melanie Newman (play-by-play), Yonder Alonso (analyst), Sam Dykstra (analyst) and Sande Charles (reporter) on the call.



Major League Baseball, in conjunction with MLB Pipeline, Baseball America and the 30 Major League Clubs, selected the 25 players named to each team. Each Major League organization is represented and players from all player development leagues were eligible to be selected. Complete Futures Game rosters, prospect analysis and rankings can be found at [MLB.com/pipeline](https://mlb.com/pipeline).

The National League Futures squad is led by MLB Pipeline's number one overall prospect Jesús Made of the Milwaukee Brewers and Washington Nationals shortstop Eli Willits, who was the number one overall selection in the 2025 Draft and currently ranks as the third-best prospect in all of Baseball according to MLB Pipeline rankings. The NL roster also features Josue De Paula of the Los Angeles Dodgers, who is ranked fourth by MLB Pipeline and returns for a second consecutive year after claiming the Larry Doby MVP Award last year in Atlanta, along with Pittsburgh's Seth Hernandez, who was the number five overall pick in last June's Draft and is currently ranked as the sixth-best prospect by MLB Pipeline. Willits and Hernandez are joined by seven other fellow first round Draft picks on the NL roster, including Colorado's Charlie Condon (3<sup>rd</sup> overall, 2024); Liam Doyle (5<sup>th</sup> overall, 2025) of the St. Louis Cardinals; San Francisco's Gavin Kilen (13<sup>th</sup> overall, 2025); Arizona's Kayson Cunningham (18<sup>th</sup> overall, 2025); Atlanta's Cam Caminiti (24<sup>th</sup> overall, 2024); San Diego's Kash Mayfield (25<sup>th</sup> overall, 2024); and Philadelphia's Gage Wood (26<sup>th</sup> overall, 2025).

On the American League side, the roster is highlighted by shortstop Leo De Vries of the Athletics, who ranks number two overall on MLB Pipeline's top prospect list, and Seattle's left-handed pitcher Kade Anderson, who was selected third overall in the 2025 Draft and is currently ranked as the fifth-best prospect in Baseball by MLB Pipeline. The AL roster also features nine additional first round Draft picks, including Tyler Bremner (2<sup>nd</sup> overall, 2025) of the Los Angeles Angels; Kansas City's Blake Mitchell (8<sup>th</sup> overall, 2023); Toronto's JoJo Parker (8<sup>th</sup> overall, 2025); Jamie Arnold (11<sup>th</sup> overall, 2025) of the Athletics; Tampa Bay's Theo Gillen (18<sup>th</sup> overall, 2024); Baltimore's Ike Irish (19<sup>th</sup> overall, 2025); Minnesota's Kaelen Culpepper (21<sup>st</sup> overall, 2024); Cleveland's Ralphy Velazquez (23<sup>rd</sup> overall, 2023); and George Lombard Jr. (26<sup>th</sup> overall, 2023) of the New York Yankees.

Other highlights of the Futures Game rosters include:

- Among the 50 players selected to the Futures Game, 48 participated in Spring Breakout this past March.
- Nine of MLB Pipeline's top 10 overall prospects were named to the Futures Game, as well as 11 of the top 15 and 14 of the top 20.
- The teams feature a combined 19 former first round picks (10 AL; 9 NL), including 11 players chosen in the opening round of the 2025 Draft; three second round selections; four third round picks; three fourth round picks; two sixth round selections; and one pick each from the eighth, 11<sup>th</sup> and 12<sup>th</sup> rounds.
- The two squads combine for 15 internationally born players representing five different countries and territories outside the 50 United States. The Dominican Republic is represented by eight players, followed by four players from Venezuela and one each from Canada, Cuba and Taiwan.
- Six players who have participated in Development Programs led by MLB and USA Baseball are featured on the Futures rosters, including Cam Caminiti (States Play); Kayson Cunningham (States Play, DREAM Series, High School All-American Game); Josiah Hartshorn (States Play); George Lombard Jr. (Hank Aaron Invitational); Miguel Sime Jr. (Breakthrough Series, DREAM Series, ID Tour, High School All-American Game); and Eli Willits (States Play).
- Among the 50 player selections, eight come from Triple-A rosters; 20 come from Double-A rosters; 18 are from High-A rosters; and three come from Single-A rosters.
- The Futures Game rosters include 10 players who are appearing for a second time, including the NL's Charlie Condon (COL), Josue De Paula (LAD) and Jesús Made (MIL), who each started the 2025 contest; Alfredo Duno (CIN); and Ethan Salas (SD), who started in 2024; and the AL's Kaelen Culpepper (MIN); Leo De Vries (ATH); George Lombard Jr. (NYY), who started in 2025; and Thayron Liranzo (DET) and Ralphy Velazquez (CLE), who each started in 2024.
- Eight alumni of the Arizona Fall League Fall Stars game appear on 2026 All-Star Futures Game rosters, including the NL's Charlie Condon (2025), Leo De Vries (2024-25), Alfredo Duno (2025), Karson Milbrandt (2025) and Ethan Salas (2024); and the AL's Carlos Lagrange (2024), Thayron Liranzo (2024) and Blake Mitchell (2025).

The Minor League Baseball Umpires who will work the All-Star Futures Game are Triple-A Umpires Dereck Pacheco and Alex Shears, and Double-A Umpires Tyler Hovick and Shane Sullivan. All four umpires will also be on the field for MLBx: All-Star 3-on-3, which follows the All-Star Futures Game on All-Star Sunday, and for the T-Mobile Home Run Derby on Monday, July 13<sup>th</sup>.

The 2026 All-Star Futures Game, which is scheduled for seven innings, will once again feature the NL vs. AL format, which was introduced in 2019 following 20 years of U.S. vs. World matchups. Last year in Atlanta, the NL came out on top with a 4-2 victory after the aforementioned de Paula launched a tie-breaking three-run homer in the fourth inning. With the victory, the NL won a third consecutive contest and improved to 4-1-1 under the current format. Among all previous Futures Game participants, 86.8% have gone on to play at least one Major League game, while 259 total players thus far (21.3%) have been selected to play in at least one Major League All-Star Game.

A pair of Philadelphia Phillies franchise icons will be featured as managers with two-time All-Star and 2008 World Series Champion Shane Victorino leading the NL team while five-time All-Star, 1980 World Series Champion and former Phillies manager Larry Bowa guides the AL squad. Among those serving as coaches at the Futures Game are two-time All-Star and Gold Glove Award winner Michael Bourn; Mike Fetters; five-time All-Star Adam Jones; 2011 AL All-Star Brandon League; three-time All-Star Juan Samuel; Kanekoa Texeira; Hall of Famer and seven-time All-Star Billy Wagner; and two-time Rawlings Gold Glove Award winner Kolten Wong.



# DEVELOPS

## DEVELOPS ON THE DIAMOND

**THE FUTURE IS NOW:** On Sunday, July 12<sup>th</sup>, the 27<sup>th</sup> edition of the Futures Game will take place at Citizens Bank Park in Philadelphia, airing exclusively on NBC with Melanie Newman, Yonder Alonso, Sam Dykstra and Sande Charles on the call. Among the rosters that feature 15 first-round selections from the 2025 Draft and nine of MLB Pipeline's top 10 overall prospects are six MLB Develops alumni. On the American League Futures roster is **George Lombard Jr.** (Hank Aaron Invitational) and on the National League Futures roster are **Cam Caminiti** (States Play); **Kayson Cunningham** (States Play, DREAM Series, High School All-American Game); **Josiah Hartshorn** (States Play); **Miguel Sime Jr.** (Breakthrough Series, DREAM Series, ID Tour, High School All-American Game); and 2025 first-overall selection **Eli Willits** (States Play).



**ALL-STAR VOTING FINALISTS:** Major League Baseball announced the finalists for the 2026 KONAMI eBaseball All-Star Ballot on Thursday. Beginning this past Monday, fans could vote on the finalists at each position to determine who will be the starters in the 96<sup>th</sup> Midsummer Classic. Among the finalists in the National League outfield, is Develops alumni Michael Harris II, who racked up 1,479,135 votes through the first phase of voting. Besides Harris, other Develops alumni in the top 20 of NL outfield voting include Jordan Walker with 1,274,887 votes and rookie Justin Crawford with 1,033,840 votes. Also in the National League, Dominic Smith received the third-most votes among all designated hitters, behind only Shohei Ohtani and Kyle Schwarber with 821,828 votes. In the American League, States Play alumni Bobby Witt Jr. leads all shortstops with 2,513,492 votes with fellow alumni J.P. Crawford also ranking in the top 10 with 286,330 votes.



**CALM DOWN, CAM:** Cam Collier, a member of the Double-A Chatanooga Lookouts of the Cincinnati Reds organization had a career night on Saturday against the Pensacola Blue Wahoos. In the 12-9 loss, the alumni of the Hank Aaron Invitational, Breakthrough Series, DREAM Series and High School All-American game tallied two homers, seven RBI and two runs scored. One of his hits, being his first professional grand slam coming in the bottom of the fifth inning (see Collier's seven-RBI game [here](#)). The 21-year-old, who has spent the entire 2026 season with the Lookouts, has racked up 60 hits, 16 doubles, 10 homers, 49 RBI, and 33 walks across his 75 games played.



**PACK IS BACK:** Following his selection to the USA Collegiate National Team Training Camp on June 24<sup>th</sup>, Anthony Pack Jr. showed out in the team's first exhibition game. In the USA Collegiate National Team's 9-1 victory over the MLB Draft Appalachian League's Greeneville Flyboys, Pack collected three hits and led the team with four RBI. The leadoff hitter ripped a single to open the game, singled again in the third and connected on a grand slam in the fourth.

**DEVELOPS IN THE TOP 10:** With just a few games remaining before the All-Star break, multiple alumni of MLB Develops events rank amongst the top 10 of all players in stats. St. Louis Cardinals outfielder Jordan Walker is tied for eighth most RBI with 58, Chandler Simpson is tied for sixth most triples with four, Nasim Nuñez leads all MLB with 32 steals, trailed by Bobby Witt Jr.'s 28 ranking second and Chandler Simpson's 19 tied for seventh.

**EDI RECAP:** This past week at the Jackie Robinson Training Complex in Vero Beach, Florida, over 120 female athletes wrapped up the 12<sup>th</sup> annual Elite Development Invitational. Among the athletes were two members of the USA Baseball Women's National Team: Ashanthy Marcano and Jordan Andreas (see [here](#) for a story on Andreas in the St. George News). On Friday, softball legend and Olympian Natasha Watley delivered the Jennie Finch Empowerment Award presented by Arm & Hammer to Amarianna Hill of Forney, Texas and the Texas Rangers Youth Academy. The award, which comes with a \$10,000 college scholarship and trip to the 2026 World Series, is given to the athlete who best demonstrates traits of leadership, motivation, commitment, dedication, humility and integrity on and off the field.





**ATHLETES UNLIMITED SOFTBALL LEAGUE**

**EVERYONE WATCHES AUSL:** On Monday, the AUSL reported that average viewership across ESPN platforms is up an astounding 181% compared to the same point last season. Already, ESPN has upgraded multiple games to larger platforms. On Sunday, June 21<sup>st</sup>, the contest between the Oklahoma City Spark and Portland Cascade averaged 404,000 viewers on ESPN, setting a new single-game AUSL record. Just two weeks into the season, seven SportsCenter “Top Ten Plays” have come from AUSL action.

**RING ME:** Ahead of their matchup with the Texas Volts on Tuesday, the Utah Talons unveiled their 2025 championship rings. The custom-designed rings by Southern Recognition in collaboration with the players and coaches, Commissioner Kim Ng and the creative director of the AUSL, the rings’ interior display the phrases, “Bless This Nest” and “CAW”, two cheers that players and fans embraced throughout the past two seasons.

**ALL EYES ON SAMI:** Chicago Bandits rookie infielder Sami Williams has been must-see TV to start her AUSL career. Bringing accomplishments such as the 2025 Katy Feeny Leadership Award from MLB and being the Big 12 all-time leader in hits, doubles and total bases to her AUSL career, Williams has done nothing but produce video game numbers since her debut. Her 1.791 OPS leads the league, as do her 21 hits, eight doubles, 23 RBI, and .538 batting average. The Laguna Niguel, California native is tied for second with five homers, third with 12 runs scored and tied for 16<sup>th</sup> most among the league with five walks. In Tuesday’s 13-3 win over the Bandits, Williams collected three hits and seven RBI, including her first AUSL grand slam. The slugger has played a major role in keeping her team in contention with the leagues best, as the Bandits currently stand at 7-7, in the middle of the pack in league standings.



**ESPY NOMINATION:** Following her record-breaking senior season at UCLA, Portland Cascade rookie Megan Grant has been nominated for the Best Record-Breaking Performance ESPY award. Grant was a top-three finalist for USA Softball Collegiate Player of the Year after hitting .455 with a .639 OBP and 1.308 SLG in her senior season. Now with the Cascade, Grant ranks first in OBP (.429); SLG (.844); home runs (6); walks (9); and tied for first in RBI (11) among her teammates.

AUSL Standings			
TEAM	WIN/LOSS	PERCENTAGE	RUN DIFF.
Utah Talons	11-4	.733	+24
Portland Cascade	8-5	.615	-3
Carolina Blaze	7-5	.583	+18
Chicago Bandits	7-7	.500	+13
Oklahoma City Spark	5-9	.357	-16
Texas Volts	3-11	.214	-36



2026 AUSL SCHEDULE			
DATE	MATCHUP	LOCATION	TV
July 1	Blaze @ Spark	Tom Heath Field	ESPN 2
July 1	Volts @ Talons	Dumke Family Softball Stadium	MLB.TV
July 2	Cascade @ Bandits	Parkway Bank Sports Complex	ESPN
July 3	Blaze @ Talons	Dumke Family Softball Stadium	MLB.TV
July 4	Volts @ Bandits	Parkway Bank Sportd Complex	CBS Sports Network
July 4	Cascade @ Spark	Tom Heath Field	ESPN 2
July 4	Blaze @ Talons	Dumke Family Softball Stadium	CBS Sports Network
July 5	Volts @ Bandits	Parkway Bank Sports Complex	ESPN 2
July 5	Cascade @ Spark	Tom Heath Field	ESPN
July 6	Volts @ Bandits	Parkway Bank Sports Complex	ESPN 2
July 7	Blaze @ Cascade	Hillsboro Ballpark	ESPN 2
July 8	Blaze @ Cascade	Hillsboro Ballpark	CBS Sports Network
July 9	Talons @ Spark	Ton Heath Field	ESPN U
July 10	Blaze @ Talons	Dell Diamond	ESPN U
July 10	Bandits @ Cascade	Hillsboro Ballpark	CBS Sports Network



# WELCOME TO THE SHOW

**Since June 25<sup>th</sup>, eight players have made their Major League debut, including two pitchers and six position players.**

There have now been 152 players to make their Major League debut this season, including 85 pitchers and 67 position players.

- 23-year-old Cameron Cauley, the Texas Rangers' 13<sup>th</sup>-best prospect per MLB Pipeline made his Major League debut on Monday against the Cleveland Guardians at Progressive Field. In the Rangers 6-3 win, the Houston, Texas native joined Pete O'Brien, Jeff Frye and Hanser Alberto as the only players in Rangers' franchise history to record a triple in their debut game. The third round pick in the 2021 Draft also became one of just 37 players in MLB history to record a double and score two runs in a debut outing.
- 23-year-old Joshua Kuroda-Grauer, the Athletics ninth-best prospect per MLB Pipeline made his Major League debut on Monday against the Los Angeles Dodgers at Sutter Health Park. The New Brunswick, New Jersey native collected a double, three hits and a RBI in his debut game, becoming the eighth player in Athletics' franchise history, and the first since Mark Canha in April 2015 to tally three hits and a RBI in a debut game.
- 24-year-old Miguel Ullola, the Houston Astros 11<sup>th</sup>-best prospect per MLB Pipeline toed the rubber in relief for his Major League debut on Monday against the Minnesota Twins at Daikin Park. The Puerto Plata, Dominican Republic native became one of five pitchers in Astros' history to appear in relief and record four-or-more strikeouts without allowing a run in a debut outing.

Overall, the Chicago White Sox pace the Majors with 13 players making their debut followed by the Toronto Blue Jays with 10 and the Guardians with nine. The Twins have seen eight players make their debut while the Boston Red Sox, Colorado Rockies and Miami Marlins have had seven. The teams with six players making their debut include the Arizona Diamondbacks, Astros, San Francisco Giants and St. Louis Cardinals. The teams with five players making their debut include the Cincinnati Reds, Los Angeles Angels, Milwaukee Brewers, Pittsburgh Pirates and Rangers. The teams with four players making their debut include the Athletics, Baltimore Orioles, Detroit Tigers, New York Mets, New York Yankees, San Diego Padres and Seattle Mariners. The Atlanta Braves, Chicago Cubs, Kansas City Royals and Tampa Bay Rays have had two players make their debut and the Dodgers and Washington Nationals are the lone teams with one player making their season debut this year.

**MLB Debuts, June 25<sup>th</sup>-June 30<sup>th</sup>**

PLAYER	CLUB	POSITION	DEBUT DATE
Drew Cavanaugh	San Francisco Giants	C	June 26 <sup>th</sup>
Cooper Ingle	Cleveland Guardians	LF/DH	June 26 <sup>th</sup>
Sean Keys	Toronto Blue Jays	1B	June 27 <sup>th</sup>
Marco Raya	Minnesota Twins	RHP	June 27 <sup>th</sup>
Cameron Cauley	Texas Rangers	2B	June 29 <sup>th</sup>
Joshua Kuroda-Grauer	Athletics	2B/SS	June 29 <sup>th</sup>
Miguel Ullola	Houston Astros	RHP	June 29 <sup>th</sup>
Ivan Johnson	Cincinnati Reds	2B	June 30 <sup>th</sup>



# ABS OVERVIEW

## OVERVIEW

MLB introduced the Automated Ball-Strike (ABS) Challenge System powered by T-Mobile beginning with the 2026 season. The system will rely on the same Hawk-Eye tracking technology that fuels MLB's Statcast data. *What to know about the challenge system:*

- Only batters and pitchers/catchers may initiate a challenge. Managers, coaches and other players may not be involved.
- Each team starts the game with two challenges. Teams will lose the ability to challenge after they do so incorrectly twice. Teams will start each extra inning with a challenge regardless of whether they have already exhausted their challenges in the first nine innings.
- The ABS zone is set as follows: The width is 17 inches, identical to home plate. The top of the zone is set at 53.5% of a player's measured height without cleats. The bottom is set at 27% of the player's measured height. The strike zone is captured as the ball passes through the middle of the plate, not the front.
- In MLB, challenges will not be permitted when a position player is pitching.

## SEASON DATA

OVERALL  
**53%**  
OVERTURNS

5,329 CHALLENGES  
2,840 OVERTURNED  
2,489 CONFIRMED

BATTERS  
**48%**  
OVERTURNS

2,490 CHALLENGES  
1,186 OVERTURNED  
1,340 CONFIRMED

FIELDERS  
**58%**  
OVERTURNS

2,839 CHALLENGES  
1,654 OVERTURNED  
1,185 CONFIRMED

## 2026 ABS CHALLENGE TOTALS

CLUB	CHALLENGES (BATTER)		CHALLENGES (FIELDER)		CHALLENGES (TOTAL)	
	Challenges	W-L	Challenges	W-L	Total Results (Batting & Fielding)	Win %
Cincinnati Reds	98	55-43	86	61-25	184 (116 overturned, 68 confirmed)	63.0%
Arizona Diamondbacks	74	42-32	70	46-24	144 (88 overturned, 56 confirmed)	61.1%
Detroit Tigers	87	46-41	81	56-25	168 (102 overturned, 66 confirmed)	60.7%
Los Angeles Dodgers	85	46-39	82	51-31	167 (97 overturned, 70 confirmed)	58.1%
Texas Rangers	74	35-39	76	51-25	150 (86 overturned, 64 confirmed)	57.3%
Athletics	80	43-37	123	73-50	203 (116 overturned, 87 confirmed)	57.1%
Kansas City Royals	80	43-37	111	65-46	191 (108 overturned, 83 confirmed)	56.5%
Miami Marlins	63	31-32	136	81-55	199 (112 overturned, 87 confirmed)	56.3%
St. Louis Cardinals	69	33-36	83	52-31	152 (85 overturned, 67 confirmed)	55.9%
Chicago Cubs	81	35-46	88	59-29	169 (94 overturned, 75 confirmed)	55.6%
New York Yankees	96	48-48	99	60-39	195 (108 overturned, 87 confirmed)	55.4%
Minnesota Twins	110	53-57	126	77-49	236 (130 overturned, 106 confirmed)	55.1%
San Diego Padres	57	24-33	91	57-34	148 (81 overturned, 67 confirmed)	54.7%
Houston Astros	104	63-41	98	47-51	202 (110 overturned, 92 confirmed)	54.5%
Philadelphia Phillies	90	41-49	76	49-27	166 (90 overturned, 76 confirmed)	54.2%
Colorado Rockies	95	39-56	111	69-42	206 (108 overturned, 98 confirmed)	52.4%
Tampa Bay Rays	77	35-42	99	57-42	176 (92 overturned, 84 confirmed)	52.3%
Atlanta Braves	68	26-42	92	57-35	160 (83 overturned, 77 confirmed)	51.9%
New York Mets	104	52-52	91	49-42	195 (101 overturned, 94 confirmed)	51.8%
Los Angeles Angels	91	38-53	106	64-42	197 (102 overturned, 95 confirmed)	51.8%
San Francisco Giants	80	40-40	85	45-40	165 (85 overturned, 80 confirmed)	51.5%
Seattle Mariners	85	37-48	92	54-38	177 (91 overturned, 86 confirmed)	51.4%
Milwaukee Brewers	56	22-34	131	73-58	187 (95 overturned, 92 confirmed)	50.8%
Boston Red Sox	76	34-42	70	40-30	146 (74 overturned, 72 confirmed)	50.7%
Toronto Blue Jays	82	39-43	80	43-37	162 (82 overturned, 80 confirmed)	50.6%
Baltimore Orioles	95	46-49	70	34-36	165 (80 overturned, 85 confirmed)	48.5%
Chicago White Sox	76	38-38	129	60-69	205 (98 overturned, 107 confirmed)	47.8%
Washington Nationals	71	29-42	101	51-50	172 (80 overturned, 92 confirmed)	46.5%
Cleveland Guardians	96	38-58	87	43-44	183 (81 overturned, 102 confirmed)	44.3%
Pittsburgh Pirates	90	35-55	69	30-39	159 (65 overturned, 94 confirmed)	40.9%



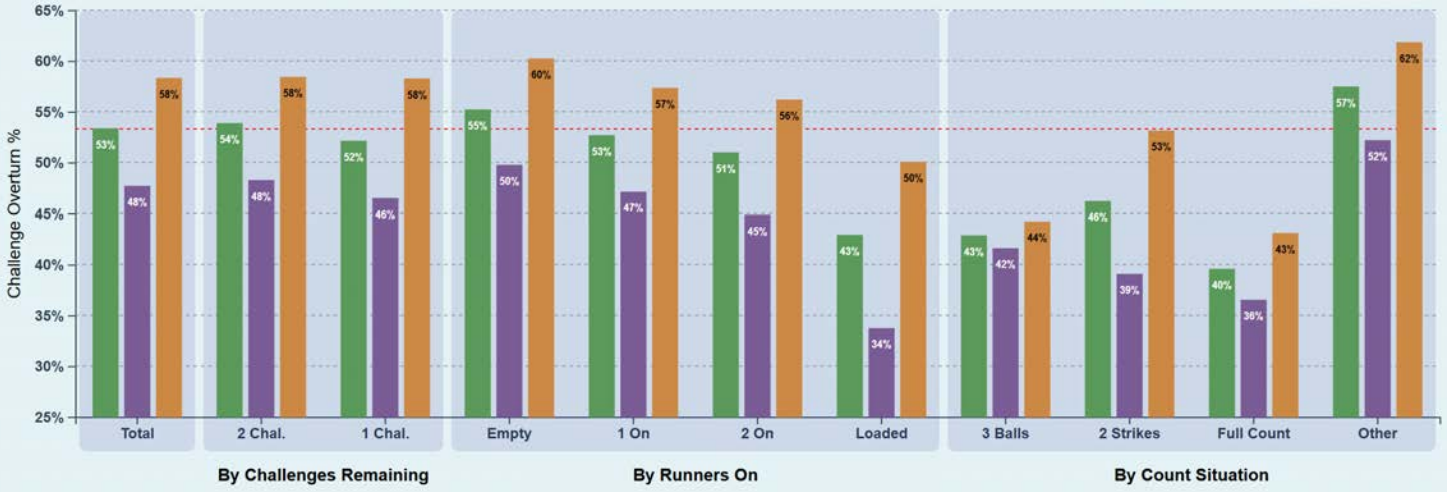
**AUTOMATED BALLS & STRIKES** Powered by **T-Mobile**



### ABS Overturn% Breakdown 2026 – MLB, Regular Season

OVERTURNS  CHALLENGES  
SITUATION  INNINGS

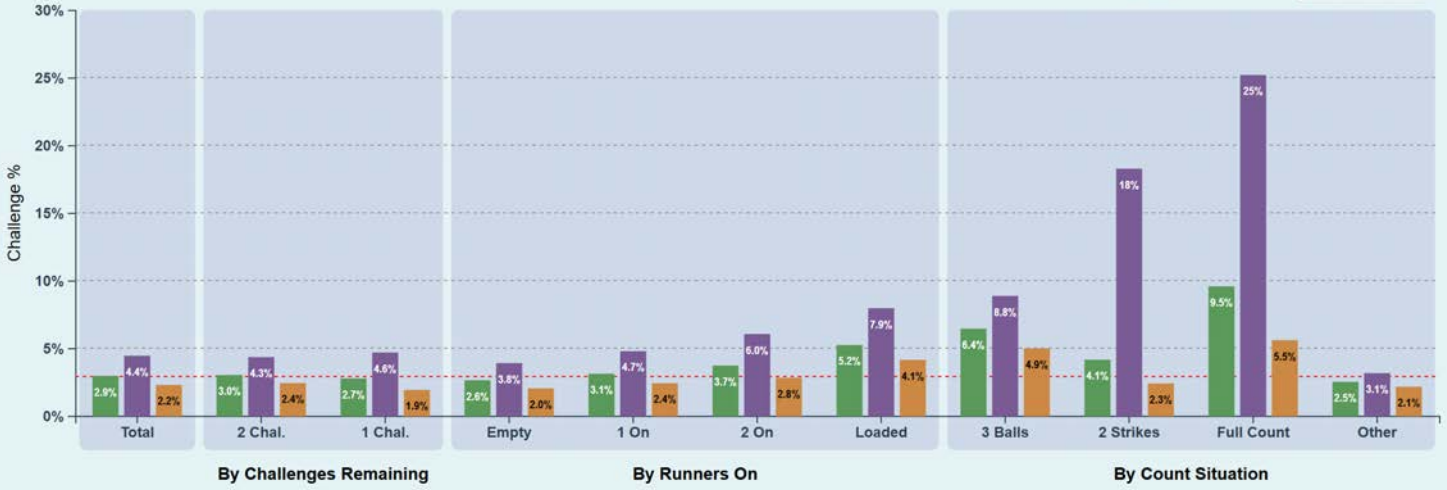
OVERALL  
BATTERS  
FIELDERS



### ABS Challenge% Breakdown 2026 – MLB, Regular Season

OVERTURNS  CHALLENGES  
SITUATION  INNINGS

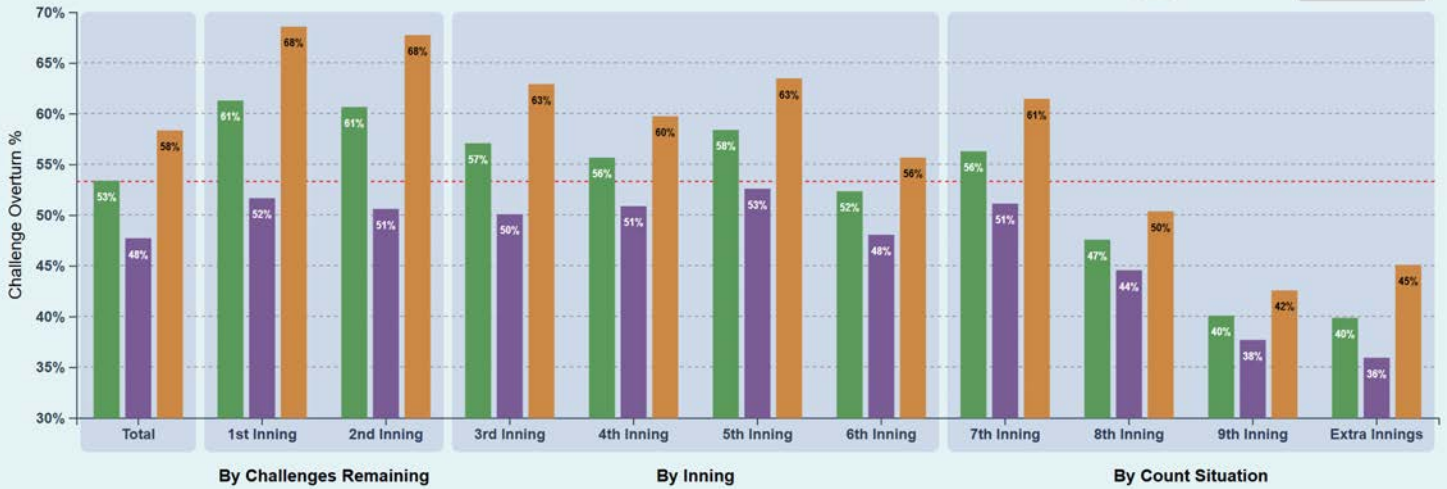
OVERALL  
BATTERS  
FIELDERS



### ABS Overturn% Breakdown 2026 – MLB, Regular Season

OVERTURNS  CHALLENGES  
SITUATION  INNINGS

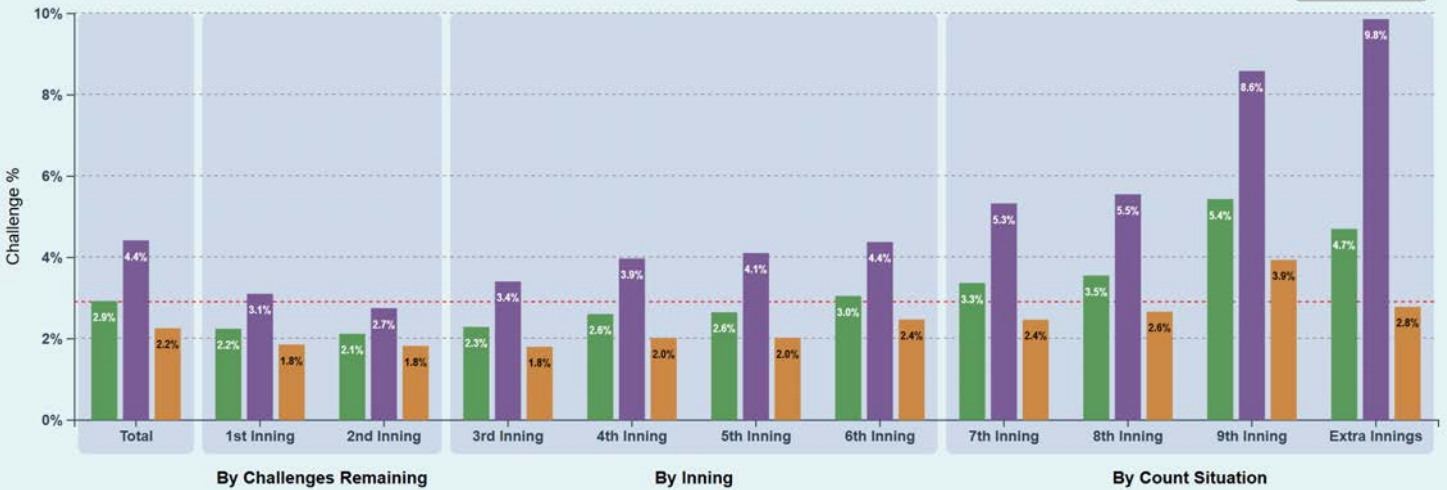
OVERALL  
BATTERS  
FIELDERS



### ABS Challenge% Breakdown 2026 – MLB, Regular Season


OVERTURNS  CHALLENGES  
SITUATION  INNINGS

OVERALL  
BATTERS  
FIELDERS



Visit <https://baseballsavant.mlb.com/abs> for more insights!

# AMERICA'S NATIONAL GAME



**By John Thorn | Official Historian of Major League Baseball**

Do you remember how we chose up sides for baseball games as kids? One captain would toss a bat to the other, whose grip would mark the starting point in a hand-over-hand matchup until just the knob showed. Then the one with a hold on the knob would have to twirl the bat over his head without dropping it ... in order to get first choice of the assembled players.

In three days, serendipitously on July 4, the National and American Leagues will reenact that sandlot ritual, selecting the starters, pitchers, and reserves for the 96<sup>th</sup> edition of the All-Star Game. Ten days later, Major League Baseball will conduct its annual midseason classic in the nation's birthplace, as its contribution to marking the nation's semiquincentennial (that's 250 years to you, bub).

Let's look back to MLB's first All-Star Games in 1933—the one that took place on July 6 as well as the East-West Game of September 10. Because this essay is part of a historical series, we'll also examine the variant ideas before then ... from the “picked nines” before the Civil War to the baseball public's continued interest in seeing the best against the best.

## **1933:**

The 1933 All-Star game was Major League Baseball's first, bookended by September's East-West All-Star Game for the Negro Leagues. Baseball's two grand old men—Connie Mack and John McGraw—were chosen to lead the American and National League squads. Lefty Gomez of the Yankees was the winning pitcher and the first player to drive in an All-Star run. But it was another grand old man—Babe Ruth who, at age 38, lined a two-run homer in the third inning to make the score 3-0.



Max Carey's 1933 NL uniform, ASG, Comiskey Park, 1933

This game reflected a brainstorm by Arch Ward of the *Chicago Tribune*. He had hit upon the idea of having a baseball game between stars from both leagues, as a sporting way to tie into that year's “Century of Progress” exposition in the city. He saw that July 6 was an open date for all major-league clubs. Surely, Ward was connecting baseball people to the 1911 all-star benefit game on behalf of the family of Cleveland's Addie Joss (see below), but maybe to a proposal by F.C. Lane in 1915, barely reported.



The victorious American Leaguers, ASG, Comiskey Park, 1933

Two months later, on September 10, the Negro Leagues played their first East-West All-Star Game, also at Chicago's Comiskey Park. It would go on to become, for Black baseball, a bigger draw and a more important event than the annual World Series. Larry Lester has described it as “the spirit and life of Negro League baseball, serving to entertain, educate, and ultimately provide a forum to integrate our national pastime many years later.”

Black fans could vote for their favorite players through newspapers including the *Chicago Defender*, *Pittsburgh Courier*, *Kansas City Call*, and *Baltimore Afro-American*. The significance was monumental, as Negro League legend Buck O'Neil remembered. “While the big leaguers left the choice of players up to the sportswriters, Gus [Greenlee] left it up to the fans. After reading about great players in the *Defender* and *Courier* for so many years, they could cut out that ballot in the black papers, send it in, and have a say.”

With just over a million votes cast, Oscar Charleston of the Pittsburgh Crawfords (East) received the most votes, 43,793, while pitcher Willie Foster of the Chicago American Giants (West) was runner-up with 40,637. Each was joined by six teammates; you can calculate the future Hall of Famers. (Satchel Paige remained in Bismarck, North Dakota, pitching for his integrated semipro team.) White newspapers largely ignored the game, including its outcome: a victory for the West by a score of 11-7 as Foster went all the way; Mule Suttles hit a home run. The East-West game at Comiskey Park reportedly outdrew the Cubs' twin bill across town.

**1911, 1915:**

Although Ward's idea and Greenlee's, since followed, was to have two squads compete, there was an earlier notion: an all-star aggregation playing against a hometown squad. This model had characterized Organized Baseball's first all-star game: the "All Leaguers" of the Class-D Hudson River circuit against first-place Poughkeepsie on August 17, 1903.

This practice echoed the "picked nine" practice launched in September 1860, when the touring Brooklyn Excelsiors played a group assembled from Philadelphia clubs. It also characterized the benefit game on behalf of the family of Cleveland pitcher Addie Joss, who had died earlier that season. Played on July 24, 1911, it raised \$12,914, more than twice his annual salary, for his widow and their two children.

More than 15,000 fans filled Cleveland's League Park to see the astral squad play against the Naps. Each star wore the uniform of his home club except for Ty Cobb, who had to borrow a road jersey from a Cleveland player. The stars won by a score of 5-3 behind Smoky Joe Wood, Walter Johnson, and Russ Ford. Cy Young started for the locals and was the losing pitcher.

Of the players on the field, nine would be enshrined in the Baseball Hall of Fame. But Joss would, until his induction in 1978, find his own path blocked by the ten-year eligibility rule. He had been too sick to pitch even a single game in 1911, which might have secured his plaque.

For nine seasons Joss had been one of the best pitchers in the new American League, posting four 20-win seasons and tossing two no-hitters (one of them a perfect game) and seven one-hitters. In his classic perfecto during the heat of the 1908 pennant race, he topped Chicago's Ed Walsh who fanned 15.

Four years later, in December 1915, F.C. Lane pitched an idea to American and National League owners, in separate discussions. John Tener, NL president, addressed his crowd:

*Gentlemen, this is Mr. Lane of the Baseball Magazine, who has on one or more occasions spoken to me about a matter which is in his mind, which he believes would be not only to the interest of the game but perhaps of interest to all of you in the increase of your receipts. His thought is that at or about the middle of the season you would stop the schedule or suspend the schedule for seven days while a picked team from the American and the National League would play in certain cities of the circuit.*

Lane then took the podium:

*I feel it would be of immense importance to the game outside of any advantage from the event itself, to have a big spectacular event in the middle of the season like this, simply because it would stimulate interest in the game.... The place of meeting was immaterial. This is not a local event. It is purely a league event. It is unlike the World's Series. It is unlike anything else. It is a meeting of the two leagues, a meeting of the star players of the two leagues, a purely national event.*

This is, of course, the Midsummer Classic we know today. One NL owner suggested that if the leagues suspended play during All-Star week, the regular season could be extended into October. This presented the problem of having to pay the players for another month beyond their contracts. A deflated F.C. Lane was thanked for his most interesting idea and escorted from the room.

**1858:**

So, to conclude, what was baseball's first midseason all-star game? Some smarty-pants might point past 1933 to 1911, or 1903. But let's go back to the prior century for a best-of-three match that began on July 20, 1858. A selection from the top clubs of New York played against those chosen from that rival city across the East River, Brooklyn. New York won, two games to one and, in a way, ushered in the age of covert professionalism. All three games were played in a stadium named for a racehorse, the Fashion Course.

In 2013, Citi Field hosted the All-Star Game, the first time the home of the Mets had held this honor since 1964, when the site had been a brand-new Shea Stadium. Yet 75 years before 1933, toward which we point to the first all-star game, there had been another, already forgotten. Its location, within walking distance of Citi Field (see map below), is today unknown to all but a handful of baseball experts.

Next week in this space we'll offer a companion All-Star Game piece, "The Philadelphia Story," going back to the 1830s.



Addie Joss (left), Ed Walsh



Ty Cobb's Detroit uniform did not arrive in time



Ferdinand Cole Lane (1896-1984)

# WEEKLY AWARDS

Third baseman Junior Caminero of the Tampa Bay Rays was selected the American League Player of the Week, and first baseman Luis García Jr. of the Washington Nationals was named the National League Player of the Week.

Caminero earned his second career honor after previously winning last season on June 2<sup>nd</sup>. He is the first Rays player to win the award since his teammate Yandy Díaz won last year on September 22<sup>nd</sup>. García garnered his first career award and is the second Nationals player to win this season, joining his teammate James Wood, who won on April 13<sup>th</sup>. It is the first time Washington has won multiple awards in a single season since 2019 when Max Scherzer won on July 1<sup>st</sup>, followed by Anthony Rendon on August 26<sup>th</sup>. García is the first Nationals infielder to win since his teammate CJ Abrams won on July 17, 2023.



## PLAYER OF THE WEEK



**Junior Caminero**  
Tampa Bay Rays



**Luis García Jr.**  
Washington Nationals

Philadelphia Phillies outfielder Derek Hill earned his first career Play of the Week Award, marking the third award for the Phillies since the inception of the award in 2019. Hill's honor follows awards to Maikel Franco on September 16, 2019 and his teammate Brandon Marsh on May 27<sup>th</sup> of last year. With no outs in the top of the first inning, at Citi Field, Juan Soto connected on a fly ball to deep center field as Hill ranged back and made a leaping catch to take away a go-ahead home run.



## PLAY OF THE WEEK



**Derek Hill**  
Philadelphia Phillies

## 2026 WEEKLY AWARDS

DATE	AL PLAYER OF THE WEEK	NL PLAYER OF THE WEEK	PLAY OF THE WEEK
March 30 <sup>th</sup>	<b>Chase DeLauter, CLE</b> .353 (6-for-17), 4 HR, 5 RBI, 5 R, .353 OBP, 1.059 SLG	<b>Sal Stewart, CIN</b> .700 (7-for-10), 1 HR, 2 RBI, 3 2B, 3 BB, 2 R, .769 OBP, 1.300 SLG	Nasim Nuñez's <a href="#">Acrobatic Diving Stop</a>
April 6 <sup>th</sup>	<b>Yordan Alvarez, HOU</b> .471 (8-for-17), 3 HR, 8 RBI, 7 BB, 7 R, .615 OBP, 1.118 SLG	<b>Andy Pages, LAD</b> .583 (14-for-24), 2 HR, 7 RBI, 2 2B, 2 BB, 5 R, 1 SB, .615 OBP, .917 SLG	Jo Adell's <a href="#">Game-Saving Home Run Robbery</a>
April 13 <sup>th</sup>	<b>José Soriano, LAA</b> 2-0, 0.60 ERA(1 ER/15.0 IP), 5 H, 3 BB, 20 K, 0.53 WHIP, .102 OPP AVG	<b>James Wood, WSH</b> .545 (12-for-22), 3 HR, 8 RBI, 6 BB, 8 R, 2 SB, .655 OBP, 1.091 SLG	Jordan Beck's <a href="#">Home Run Robbery</a>
April 20 <sup>th</sup>	<b>José Ramírez, CLE</b> .364 (8-for-22), 4 HR, 5 RBI, 1 2B, 8 BB, 8 R, 5 SB, .533 OBP, .955 SLG	<b>Nico Hoerner, CHC</b> .346 (9-for-26), 2 HR, 11 RBI, 1 BB, 4 R, 2 SB, .357 OBP, .577 SLG	Jackson Merrill's <a href="#">Home Run Robbery</a>
April 27 <sup>th</sup>	<b>Carlos Cortez, ATH</b> .542 (13-for-24), 3 HR, 7 RBI, 2 2B, 1 3B, 4 R, .542 OBP, 1.083 SLG	<b>Ildemaro Vargas, AZ</b> .364 (8-for-22), 4 HR, 12 RBI, 1 2B, 1 3B, 7 R, 5 SB, .364 OBP, 1.045 SLG	Nico Hoerner's <a href="#">Heads-Up Barehanded Snag</a>
May 4 <sup>th</sup>	<b>Byron Buxton, MIN</b> .345 (10-for-29), 5 HR, 7 RBI, 1 2B, 3 BB, 9 R, 2 SB, .406 OBP, .897 SLG	<b>Alec Burleson, STL</b> .407 (11-for-27), 2 HR, 11 RBI, 3 2B, 4 BB, 8 R, .484 OBP, .741 SLG	Nathan Church's <a href="#">Game-Saving Leaping Catch</a>
May 11 <sup>th</sup>	<b>Bobby Witt Jr., KC</b> .407 (11-for-27), 3 HR, 4 RBI, 2 2B, 2 BB, 7 R, 2 SB, .448 OBP, .815 SLG	<b>Cristopher Sánchez, PHI</b> 2-0, 0.00 ERA (0 ER/15.0 IP), 9 H, 1 BB, 17 K, 0.67 WHIP, .170 OPP. AVG	Jim Jarvis' <a href="#">Full-Extension Diving Catch</a>
May 18 <sup>th</sup>	<b>Angel Martínez, CLE</b> .368 (7-for-19), 4 HR, 7 RBI, 1 2B, 1 BB, 8 R, 3 SB, .429 OBP, 1.053 SLG	<b>Gavin Sheets, SD</b> .625 (10-for-16), 4 HR, 8 RBI, 1 2B, 7 BB, 6 R, 1 SB, .739 OBP, 1.438 SLG	Julio Rodríguez' <a href="#">Home Run Robbery</a>
May 26 <sup>th</sup>	<b>Willson Contreras, BOS</b> .458 (11-for-24), 2 HR, 8 RBI, 2 3B, 1 BB, 5 R, .480 OBP, .875 SLG	<b>Ketel Marte, AZ</b> .536 (15-for-28), 3 HR, 12 RBI, 4 2B, 3 BB, 11 R, .563 OBP, 1.000 SLG	Nico Hoerner's <a href="#">Home Run Robbery</a>
June 1 <sup>st</sup>	<b>Ben Rice, NYY</b> .462 (12-for-26), 1 HR, 11 RBI, 4 2B, 2 3B, 4 BB, 8 R, .533 OBP, .885 SLG	<b>Jacob Misiorowski, MIL</b> 2-0, 0.64 ERA(1 ER/14.0 IP), 5 H, 1 BB, 20 K, 0.43 WHIP, .106 OPP AVG	Carter Jensen's <a href="#">Inning-Ending Diving Catch</a>
June 8 <sup>th</sup>	<b>Yordan Alvarez, HOU</b> .476 (10-for-21), 2 HR, 9 RBI, 1 2B, 5 BB, 6 R, .577 OBP, .810 SLG	<b>Pete Crow-Armstrong, CHC</b> .440 (11-for-25), 4 HR, 6 RBI, 1 BB, 4 R, 2 SB, .481 OBP, .920 SLG	Miguel Rojas's <a href="#">Barehanded Stop and Throw</a>
June 15 <sup>th</sup>	<b>Bryon Buxton, MIN</b> .458 (11-for-24), 4 HR, 7 RBI, 3 2B, 2 BB, 6 R, .500 OBP, 1.083 SLG	<b>Jackson Chourio, MIL</b> .448 (13-for-29), 5 HR, 10 RBI, 1.418 OPS <b>Jacob Misiorowski, MIL</b> 1-0, 9.0 IP, 1 H, 15 SO	Brayan Rocchio's <a href="#">Diving Stop Double Play</a>
June 22 <sup>nd</sup>	<b>Logan Gilbert, SEA</b> 2-0, 1.35 ERA(2 ER/13.1 IP), 5 H, 3 BB, 18 K, 0.60 WHIP, .116 OPP AVG	<b>Pete Crow-Armstrong, CHC</b> .550 (11-for-20), 4 HR, 7 RBI, 1 2B, 1 3B, 4 BB, 5 R, 2 SB, .600 OBP, 1.300 SLG	Brayan Rocchio's <a href="#">Diving Stop Double Play</a>
June 29 <sup>th</sup>	<b>Junior Caminero, TB</b> .423 (11-for-26), 7 HR, 15 RBI, 4 2B, 4 BB, 8 R, .500 OBP, 1.231 SLG	<b>Luis García Jr., WSH</b> .526 (10-for-19), 6 HR, 9 RBI, 2 2B, 3 BB, 8 R, .591 OBP, 1.579 SLG	Derek Hill's <a href="#">Home Run Robbery</a>

# WHAT A TURN AROUND

The Miami Marlins led Major League Baseball with 20 wins in June, going 20-6 as they started the month eight games under .500 at 26-34 and finished June six games over .500 at 46-40. It is just the second time Miami has won 20 games in a single month, joining May 2012 when they won a franchise-record 21 games (21-8). Miami's 3.01 team ERA was the best in Baseball in June and they outscored opponents by 53 runs (133-80).

2026 AMERICAN LEAGUE RECORDS IN JUNE			
CLUB	RECORD	ERA	AVERAGE
Houston Astros	16-11	4.33	.237
Texas Rangers	16-11	4.33	.262
Detroit Tigers	15-11	3.14	.253
Minnesota Twins	14-13	5.59	.271
Chicago White Sox	13-12	4.23	.255
Kansas City Royals	13-14	5.60	.264
Los Angeles Angels	13-14	4.36	.260
Seattle Mariners	13-14	4.20	.229
Tampa Bay Rays	13-13	3.77	.260
Athletics	12-15	6.20	.247
Boston Red Sox	12-14	3.55	.233
New York Yankees	12-14	3.71	.222
Baltimore Orioles	11-16	3.99	.238
Toronto Blue Jays	11-15	4.56	.252
Cleveland Guardians	10-15	3.83	.218

2026 NATIONAL LEAGUE RECORDS IN JUNE			
CLUB	RECORD	ERA	AVERAGE
Miami Marlins	20-6	3.01	.268
Los Angeles Dodgers	18-9	4.21	.271
Philadelphia Phillies	18-9	4.20	.266
Milwaukee Brewers	17-10	3.82	.281
Chicago Cubs	16-10	4.37	.250
St. Louis Cardinals	13-12	4.46	.262
Washington Nationals	13-14	4.69	.246
Arizona Diamondbacks	12-15	4.90	.225
San Francisco Giants	12-14	4.46	.257
Colorado Rockies	11-15	6.17	.274
Pittsburgh Pirates	11-15	4.98	.267
San Diego Padres	11-15	3.98	.235
New York Mets	10-17	4.51	.233
Atlanta Braves	9-14	4.13	.213
Cincinnati Reds	9-17	4.39	.220

# MONTHLY AWARDS

## PLAYERS OF THE MONTH

### MAY

#### AL – Nick Kurtz, Athletics

.333 (34-for-102), 5 HR, 26 RBI, 7 2B, 1 3B,  
21 BB, 21 R, 3 SB, .456 OBP, .569 SLG, 1.025 OPS

#### NL – JJ Bleday, Cincinnati Reds

.301 (31-for-103) 8 HR, 25 RBI, 8 2B, 1 3B,  
15 BB, 17 R, .387 OBP, .631 SLG, 1.018 OPS



## PITCHERS OF THE MONTH

### MAY

#### AL – Spencer Arrighetti, Houston Astros

4-1, 0.93 ERA (3 ER/29.0 IP), 5 GS  
16 H, 17 BB, 22 SO, 1.14 WHIP, .165 OPP. AVG

#### NL – Cristopher Sánchez, Philadelphia Phillies

4-0, 0.00 ERA (0 ER/39.0 IP), 5 GS  
25 H, 3 BB, 45 SO, 0.72 WHIP, .181 OPP. AVG



## ROOKIES OF THE MONTH

### MAY

#### AL – Munetaka Murakami, Chicago White Sox

.244 (22-for-90) 8 HR, 18 RBI, 4 2B,  
19 BB, 21 R, 1 SB, .382 OBP, .556 SLG, .938 OPS

#### NL – TJ Rumfield, Colorado Rockies

.310 (27-for-87) 4 HR, 12 RBI, 3 2B,  
10 BB, 13 R, .400 OBP, .483 SLG, .883 OPS



## RELIEVERS OF THE MONTH

### MAY

#### AL – Cade Smith, Cleveland Guardians

1.32 ERA (2 ER/13.2 IP), 13-for-13 SV,  
9 H, 1 BB, 25 SO, 0.73 WHIP, .184 OPP. AVG

#### NL – Mason Miller, San Diego Padres

0.00 ERA (0 ER/9.2 IP), 7-for-7 SV,  
4 H, 8 BB, 20 SO, 1.24 WHIP, .118 OPP. AVG



## OTHER 2026 AMERICAN LEAGUE PLAYERS OF THE MONTH

Month	AL Player of the Month	AL Pitcher of the Month	AL Rookie of the Month	AL Reliever of the Month
March/ April	<b>Yordan Alvarez, HOU</b> .356 (42-for-118), 12 HR, 27 RBI, 9 2B, 21 BB, 25 R, 1.199 OPS	<b>José Soriano, LAA</b> 5-1, 0.84 ERA (4 ER/42.2 IP), 7 GS, 24 H, 16 BB, 49 SO, 0.94 WHIP	<b>Kevin McGonigle, DET</b> .328 (38-for-116) 2 HR, 13 RBI, 11 2B, 2 3B, 19 BB, 22 R, .935 OPS	<b>Louis Varland, TOR</b> 0.56 ERA (1 ER/16.0 IP), 4/4 SV, 12 H, 4 BB, 26 SO, 1.00 WHIP

## OTHER 2026 NATIONAL LEAGUE PLAYERS OF THE MONTH

Month	NL Player of the Month	NL Pitcher of the Month	NL Rookie of the Month	NL Reliever of the Month
March/ April	<b>Ildemaro Vargas, AZ</b> .378 (34-for-90) 6 HR, 20 RBI, 6 2B, 2 3B, 3 BB, 19 R, 1.087 OPS	<b>Shohei Ohtani, LAD</b> 2-1, 0.60 ERA (2 ER/30.0 IP), 5 GS 17 H, 9 BB, 34 SO, 0.87 WHIP	<b>Sal Stewart, CIN</b> .281 (32-for-114) 9 HR, 29 RBI, 6 2B, 18 BB, 20 R, .943 OPS	<b>Mason Miller, SD</b> 1.17 ERA (2 ER/15.1 IP), 10/10 SV, 6 H, 3 BB, 29 SO, 0.59 WHIP

# SARAH'S FAVORITE NOTES OF THE WEEK

*I'm Sarah Langs, a researcher for MLB.com, and I'm honored to have this space to share some of my favorite notes to wrap up each week of this wonderful sport.*

**NOBODY BEATS THE MIZ:** Jacob Misorowski did it again on Friday, this time throwing a 105.5 mph pitch. That tied 9/3/24 Ben Joyce for the third-fastest pitch under tracking (2008), behind only 9/24/10 Aroldis Chapman (105.8 mph) and 7/18/16 Aroldis Chapman (105.7 mph). Misorowski's 105.5 mph pitch is the fastest by a starter under pitch tracking. He has each of the top 37.

**SCHWARBS:** Kyle Schwarber hit his MLB-leading 30<sup>th</sup> home run of the season on Sunday. Schwarber reached 30 home runs in the Phillies' 84<sup>th</sup> game, the fewest team games to 30 homers in franchise history. That's also his 217<sup>th</sup> since joining the Phillies. He has the third-most home runs by a player in his first five seasons with a team, behind only Babe Ruth (NYY: 235) and Mark McGwire (STL: 220). And there's plenty of season left.

**ONE ONE:** Bryce Harper hit his 20<sup>th</sup> home run of the season on Monday, marking the 12<sup>th</sup> 20-homer season of his career. That gives him the fourth-most seasons with at least 20 home runs among players drafted No. 1 overall in the June/July primary draft. He trails only Alex Rodriguez (16 seasons), Ken Griffey Jr. (15) and Chipper Jones (14).

**MIZE MASTERPIECE:** Casey Mize went seven scoreless innings on Monday, allowing just one hit and striking out 10 batters without issuing a walk. He became the third pitcher with at least 10 strikeouts, no walks and one or no hits allowed against the Yankees in a game. He joined Chris Sale on May 22, 2014 and Pedro Martínez on Sept. 10, 1999 (17 strikeouts). Mize and Martínez did it at Yankee Stadium.

**MAXIMUM MUNCY:** It finally happened. On Monday, the Dodgers' Max Muncy and the Athletics' Max Muncy faced each other in an MLB game. The two share a birth date — Aug. 25 — and were both drafted by the A's. In Monday's game, they both started at third base and hit seventh. They became the third duo of players with the same name to start at the same position and same spot in batting order in a game since 1900, per Elias. They joined Alex Gonzalez of the Blue Jays and Marlins on June 2 and 4 in 2000 and Bobby Jones of the Mets and Rockies on May 11, 1999. Incredibly, that means this has happened four times, and Mark Kotsay has been there for three of them, managing the A's now and playing for the Marlins in 2000.

**WHAT A STREAK:** Junior Caminero has homered in five straight games entering Wednesday. That's tied for the longest home run streak at age 22-or-younger since at least 1900, with 2018 Ronald Acuña Jr., 2006 Brian McCann and 1978 Jack Clark. Caminero has eight homers in his last seven games. That's the most home runs in a seven-game span at age 22 or younger since at least 1900.

**FLYING FISH:** The Marlins had a dominant June. They went 20-6 (.769), the best record in MLB. They had a 3.01 ERA, also the best in MLB, and their plus-53 run differential was tied for the highest with the Brewers. All of that helped the Marlins become the first team to enter a calendar month eight or more games under .500 and leave said month at least six games over .500, per Elias.

**KEEPING IT 100:** Jacob deGrom had his velocity on display on Tuesday. He topped out at 100.5 mph, twice — his fastest pitches since April 23, 2023 (101.0 mph). He had a 100.0 mph strikeout, which was his fastest strikeout pitch since the aforementioned 101.0 mph. In total, deGrom threw five pitches at 100.0 mph or faster, his most in a game since April 11, 2023 (nine).

**THAT'S A LOT OF WINS:** Dave Roberts reached 1,000 career managerial wins on Tuesday, the day after A.J. Hinch did the same. Roberts got there in his 1,606<sup>th</sup> game, making him the fastest in MLB history to 1,000 career managerial victories, surpassing Cap Anson (1,641 decisions).

**CURRENT IRONMAN:** Matt Olson has played 865 consecutive games entering Wednesday, dating to May 2, 2021. His streak is the ninth-longest in MLB history. The only other streaks of at least 700 consecutive games to begin in the divisional era (1969) are, of course, 1982-98 Cal Ripken Jr. (2,632 games), as well as 1975-83 Steve Garvey (1,207), 2000-07 Miguel Tejada (1,152), 1978-83 Pete Rose (745) and 1981-86 Dale Murphy (740).

**For more great notes and baseball tidbits, follow Sarah on Twitter ([@SlangsOnSports](#))**



# UPON FURTHER REVIEW

Through Wednesday night's games, Major League Baseball has had 800 replay reviews, which have taken an average of one minute and twenty-six seconds. The 800 replay reviews consist of 696 Manager Challenges and 104 Crew Chief Reviews.

<b>800 Replay Reviews</b>
183 Confirmed (22.9%)
219 Stands (27.4%)
394 Overturned (49.3%)
3 Rules Check (0.4%)
1 Record Keeping (0.1%)
1:26 Average Time

# LINE DRIVES

## Compiled from Club Game Notes

**ALL GAUS, NO BRAKES:** Kevin Gausman tossed 6.0 frames of one-run ball last night, working around five hits and two walks with seven strikeouts. He threw 65 strikes on 96 pitches (68% strike rate) and a first-pitch strike to 21 of the 25 batters he faced on the night, the highest first-pitch strike percentage by a Blue Jays starter this season (84%). It marked his ninth quality start of the season and the 175<sup>th</sup> of his career. He has pitched 6.0-plus innings in 11 of his 18 starts this season, tied for the fourth-most instances in the AL entering Wednesday. Among qualified AL pitchers entering play on Wednesday, Gausman ranks fourth in chase rate (34.9%), T-sixth in innings pitched (101.0), eighth in whiff rate (27.7%), 11<sup>th</sup> in strikeouts (100) and 12<sup>th</sup> in walk rate (5.7%).

**CORNER BATS:** Since May 22, Washington's corner infielders Luis García Jr. (13 HR, 32 RBI), Curtis Mead (nine HR, 20 RBI) and Jorbit Vivas (two HR, seven RBI) lead Major League Baseball with 24 home runs and 62 RBI. These stats reflect when they are in the game at one of the corner positions, not as a PH or DH. Luis García Jr.'s 13 homers rank second in Major League Baseball over this span, while Mead's 10, including one as DH, are tied for fourth in the National League. In addition, Luis García Jr. leads Major League Baseball with 35 RBI since May 22. Jorbit Vivas homered in back-to-back games from June 23-24 for the first time in his career. In his last nine starts, he is hitting .367 (11-for-30) with two homers, seven RBI, three walks and five runs scored.

**PC-YAY:** Since May 26, Pete Crow-Armstrong's 1.201 OPS, .740 SLG and 49 hits lead the major leagues, while his .378 average is second. His 11 home runs in June were tied for the second-most in the majors and the most by a Cub in a calendar month since Nick Castellanos (11) in August 2019. OPTAStats noted that Crow-Armstrong joined Babe Ruth (June 1920, July 1920, May 1930) and Lou Gehrig (June 1930) as the only three players in major league history to have a calendar month with at least a .375 average, .775 SLG, 80 total bases, 15 walks, 10 home runs and five steals. He is aiming to become the first Cub with back-to-back 20-20 seasons since Sammy Sosa did so in three straight seasons (1993-95).

**EXTRA! EXTRA!** Billy Cook doubled in the fifth inning on Tuesday at Philadelphia, extending Pittsburgh's streak of games with at least one extra-base hit to 59 straight games (since April 26 at Milwaukee). The Pirates' only longer such streaks within a single season during the 21<sup>st</sup> century were a 97-game streak from May 23-September 7, 2007; a 75-game streak from June 21-September 15 (G1), 2015; a 71-game streak from April 4-June 23, 2005; a 64-game streak from June 1-August 14, 2019; a 61-game streak last year from July 22-September 28; and a 60-game streak from May 26-August 1, 2001. The current streak is the longest by any Major League team this season. The Pirates' 253 extra-base hits this year rank ninth in Major League Baseball.

**OTTO-MATIC:** SS Otto Lopez continues to lead the Majors in hits (111) and multi-hit games (35), while his .333 AVG is first in the National League and ranks second in MLB to only TB's Yandy Díaz (.336). His 35 multi-hit games are now one shy of tying Miguel Cabrera's Marlins record of 36 multi-hit games prior to the All-Star break, set in 2006, and are tied with Luis Arraez in 2023 for the second-most by any Marlin in the first half. Lopez leads all NL shortstops with a 3.6 fWAR, which is also tied for fourth among all position players in MLB, per FanGraphs.

**QUALITY ASSURANCE:** Red Sox starters last night snapped a streak of 12 consecutive quality starts, their second-longest streak in the Live-Ball Era (since 1920) behind only a franchise-record 14 games from April 8-25, 1988, according to Elias. During the streak, Sox starters went 7-1 with a 1.75 ERA (15 ER/77.1 IP), .172 opponent AVG and 83 SO. The Sox's 37 quality starts are fourth-most in the Majors behind LAD (48), SEA (39) and KC (38).

**20/20/20 VISION:** Miguel Vargas (19) needs one home run to join Colson Montgomery (21) and Munetaka Murakami (20) as the second trio of teammates in White Sox history to hit 20-plus homers before the All-Star break. They would join Jim Thome (30), Jermaine Dye (25) and Paul Konerko (21) in 2006. Montgomery is the third player in Sox history to hit 20-plus home runs in each of his first two career seasons, joining José Abreu (2014-15) and Zeke Bonura (1934-35).

**LOOK AT GEN-Z GO:** The Guardians have seen contributions from a myriad of rookies this season. Following Cooper Ingle's debut on Friday night, the club has had nine Major League debuts this season, the second-most in club history before the All-Star break, trailing only the 2022 club that saw 10 rookies make their debut prior to the Midsummer Classic, according to Elias. Chase DeLauter has hit safely in nine straight games since June 6, batting .371 (13-for-35) with three doubles, five RBI and an .863 OPS. After going 0-for-12 in his first four games, Kahlil Watson has hit safely in seven of his last eight games, driving in a run in five of those contests. During that stretch, he has posted a .385 (10-for-26) average with two doubles, one home run, eight RBI, a .984 OPS and three multi-hit games. Since May 2, Travis Bazzana has led the Guardians in hits (50) and RBI (25).

**DREAM WEAVER:** Luke Weaver has not allowed a run over his last 24.0 innings (22 G). Since May 1, he is the only relief pitcher in the majors with 21.0 innings pitched and zero runs allowed. During the same stretch, he has held opposing batters to a .122 (10-for-82) average and has pitched to a 0.63 WHIP. Among relievers since May 1, he ranks third in WHIP and fourth in opponents' batting average (min. 50 batters faced).

**PEN PALS:** Yankees relievers have posted a 1.13 ERA (five ER/40.0 IP) over their last 10 games (since June 21). They have recorded a 2.12 ERA (22 ER/93.1 IP) over their last 25 games (since June 3). They rank second in the Majors this season in ERA (3.19, first in AL); fourth in opponents' OBP (.302, first in AL), opponents' SLG (.345, first in AL), opponents' OPS (.647, first in AL) and WHIP (1.20, first in AL); fifth in opponents' BA (.228, first in AL); and sixth in BB/9.0 IP (3.16, third in AL), walk rate (8.4%, third in AL), K/BB (2.67, third in AL) and inherited runners scored percentage (26.0%, fourth in AL).

**THE RACE TO 400:** With another homer last night, Bryce Harper is up to 383 home runs for his career and needs only 17 more to reach No. 400. Harper has 20 home runs this season, and his career high is 42, set in 2015 with WSH. Teammate Kyle Schwarber sits 13 homers behind Harper at 370 for his career and is only 30 home runs away from reaching No. 400. For him to reach No. 400 this year, it would be his 60<sup>th</sup> home run of the season. In MLB history, only two pairs of teammates have reached 400, 500 or 600 together in the same season. In 2016, NYY's Carlos Beltrán and Mark Teixeira both reached No. 400, and in 2012, CWS' Adam Dunn and Paul Konerko both reached No. 400.



# MLB ON-AIR THIS WEEK

(All Times ET)

<b>Friday, July 3<sup>rd</sup>:</b>	Tampa Bay Rays @ Houston Astros Milwaukee Brewers @ Arizona D-backs	8:15 p.m. 9:45 p.m.	Apple TV Apple TV	
<b>Saturday, July 4<sup>th</sup>:</b>	St. Louis Cardinals @ Chicago Cubs New York Mets @ Atlanta Braves	8:08 p.m. 8:08 p.m.	FOX FOX	
<b>Sunday, July 5<sup>th</sup>:</b>	New York Mets @ Atlanta Braves Pittsburgh Pirates @ Washington Nationals Baltimore Orioles @ Cincinnati Reds Minnesota Twins @ New York Yankees Chicago White Sox @ Cleveland Guardians St. Louis Cardinals @ Chicago Cubs Philadelphia Phillies @ Kansas City Royals Tampa Bay Rays @ Houston Astros Detroit Tigers @ Texas Rangers San Francisco Giants @ Colorado Rockies Milwaukee Brewers @ Arizona D-backs Miami Marlins @ Athletics Toronto Blue Jays @ Seattle Mariners San Diego Padres @ Los Angeles Dodgers Boston Red Sox @ Los Angeles Angels	12:30 p.m. 1:00 p.m. 1:05 p.m. 1:35 p.m. 2:00 p.m. 2:30 p.m. 3:00 p.m. 3:30 p.m. 3:30 p.m. 4:00 p.m. 4:00 p.m. 4:30 p.m. 5:00 p.m. 7:20 p.m. 9:30 p.m.	NBC/Peacock Peacock/NBCSN NBCSN Extra Peacock/NBCSN NBCSN Extra Peacock/NBCSN Peacock Peacock/NBCSN Peacock/NBCSN Peacock Peacock/NBCSN Peacock/NBCSN Peacock NBC/Peacock Peacock	
<b>Monday, July 6<sup>th</sup>:</b>	Arizona D-backs @ San Francisco Giants	9:40 p.m.	FS1	
<b>Tuesday, July 7<sup>th</sup>:</b>	New York Yankees @ Tampa Bay Rays	6:40 p.m.	TBS	
<b>Wednesday, July 8<sup>th</sup>:</b>	Philadelphia Phillies @ Cincinnati Reds Arizona D-backs @ San Diego Padres	7:10 p.m. 10:10 p.m.	ESPN ESPN	
<b>DOUBLEHEADER ON FOX, NBC'S STAR-SPANGLED SUNDAY HIGHLIGHT FOURTH OF JULY WEEKEND</b>				
<i>Please note: Games on FS1 and TBS are available locally on Regional Sports Networks and/or via Club DTC products for fans watching in the Clubs' market</i>				

<b>Thursday, July 2<sup>nd</sup>:</b>	Pittsburgh Pirates @ Philadelphia Phillies San Diego Padres @ Los Angeles Dodgers	12:35 p.m. 10:10 p.m.		
<b>Friday, July 3<sup>rd</sup>:</b>	St. Louis Cardinals @ Chicago Cubs Chicago White Sox @ Cleveland Guardians Toronto Blue Jays @ Seattle Mariners	4:05 p.m. 7:10 p.m. 10:10 p.m.		
<b>Saturday, July 4<sup>th</sup>:</b>	Pittsburgh Pirates @ Washington Nationals Toronto Blue Jays @ Seattle Mariners Milwaukee Brewers @ Arizona Diamondbacks	11:05 am. 4:10 p.m. 9:40 p.m.		
<b>Monday, July 6<sup>th</sup>:</b>	Houston Astros @ Washington Nationals	6:45 p.m.		
<b>Tuesday, July 7<sup>th</sup>:</b>	Colorado Rockies @ Los Angeles Dodgers	10:10 p.m.		
<b>Thursday, July 9<sup>th</sup>:</b>	New York Yankees @ Tampa Bay Rays Philadelphia Phillies @ Cincinnati Reds	1:10 p.m. 7:10 p.m.		
<i>Please note: Most games are available locally on Regional Sports Networks and/or via Club DTC products for fans watching in the Clubs' market</i>				

## SiriusXM

### American League SiriusXM Channels

Athletics	Channel 841
Baltimore Orioles	Channel 843
Boston Red Sox	Channel 844
Chicago White Sox	Channel 846
Cleveland Guardians	Channel 848
Detroit Tigers	Channel 850
Houston Astros	Channel 851
Kansas City Royals	Channel 852
Los Angeles Angels	Channel 853
Minnesota Twins	Channel 857
New York Yankees	Channel 859
Seattle Mariners	Channel 864
Tampa Bay Rays	Channel 866
Texas Rangers	Channel 867
Toronto Blue Jays	Channel 868

### National League SiriusXM Channels

Arizona Diamondbacks	Channel 840
Atlanta Braves	Channel 842
Chicago Cubs	Channel 845
Cincinnati Reds	Channel 847
Colorado Rockies	Channel 849
Los Angeles Dodgers	Channel 854
Miami Marlins	Channel 855
Milwaukee Brewers	Channel 856
New York Mets	Channel 858
Philadelphia Phillies	Channel 860
Pittsburgh Pirates	Channel 861
San Diego Padres	Channel 862
San Francisco Giants	Channel 863
St. Louis Cardinals	Channel 865
Washington Nationals	Channel 869



Channel 89

Visit <https://www.mlb.com/watch> for details on where to watch!