



# MAJOR LEAGUE BASEBALL WEEKLY NOTES

May 14, 2026





# RIVALRY WEEKEND

Presented by

**Booking.com**

## RIVALRY WEEKEND

This weekend marks the second installment of Rivalry Weekend presented by Booking.com, featuring 11 series between prime Interleague rivals and four other regional matchups which include Pittsburgh vs. Philadelphia; Colorado vs. Arizona; Detroit vs. Toronto; and Houston vs. Texas.

Yesterday, MLB launched a [new multimedia spot](#) for its Rivalry Weekend campaign, “This One’s Personal,” which will air across broadcast, cable, streaming, digital and social media platforms. The spot, which features DMX’s “X Gon’ Give It To Ya,” showcases the passion, intensity and emotion that rivalry matchups bring out of baseball fans, alongside some of the league’s top stars, including Aaron Judge, Shohei Ohtani, Paul Skenes, Juan Soto, Fernando Tatis Jr. and Mike Trout. As presenting sponsor of Rivalry Weekend for the second year in a row, Booking.com is providing free access for fans to MLB.TV all weekend long and running a sweepstakes on MLB.com where fans have the chance to win regular season game tickets and MLB.TV subscriptions.

Rivalry Weekend will also include a series of club activations across the league throughout the weekend. Apple TV will bring Friday Night’s “Subway Series” matchup between the Mets and Yankees to Times Square with a public screening on an ultra-high-definition display spanning an entire city block. In addition, the first 15,000 fans to Saturday and Sunday’s contests will receive a Subway Series t-shirt giveaway. For Chicago’s “Crosstown Classic,” the City of Chicago Pipe Band will play in the parking lots at Rate Field. During “The Ohio Cup” series between the Cleveland Guardians and Cincinnati Reds, the Guardians will commemorate the 10-year anniversary of their 2016 American League Championship squad with a celebration on Friday and a Rajai Davis bobblehead giveaway on Saturday. The Mariners and Padres will once again play for the “Vedder Cup” trophy for a second consecutive year. The guitar-themed trophy is designed with input from Eddie Vedder, celebrating his ties to both cities.

Pitching matchups for Rivalry Weekend can be found at: <https://www.mlb.com/probable-pitchers>. The full list of matchups for 2026 Rivalry Weekend is below.

2026 RIVALRY WEEKEND	
MATCHUP	LOCATION
Cubs @ White Sox	Rate Field
Reds @ Guardians	Progressive Field
Phillies @ Pirates	PNC Park
Orioles @ Nationals	Nationals Park
Yankees @ Mets	Citi Field
Blue Jays @ Tigers	Comerica Park
Red Sox @ Braves	Truist Park
Marlins @ Rays	Tropicana Field
Royals @ Cardinals	Busch Stadium
Rangers @ Astros	Daikin Park
Brewers @ Twins	Target Field
Diamondbacks @ Rockies	Coors Field
Padres @ Mariners	T-Mobile Park
Dodgers @ Angels	Angel Stadium
Giants @ Athletics	Sutter Health Park

# CHICAGO CUBS @ CHICAGO WHITE SOX



- The Cubs and White Sox first met in the regular season on June 16, 1997 with the Cubs claiming an 8-3 win over their crosstown rivals. The Cubs lead the head-to-head series, 74-72, entering Rivalry Weekend. The Chicago rivals met for the first time ever in the 1906 World Series with the White Sox defeating their north-side opponents four games to two (4-2).

- Over the years, the contest has been known by multiple names including the “Crosstown Classic”, the “Crosstown Series”; and the “Windy City Showdown”. The season series will wrap up with a three-game set at Wrigley Field from August 17<sup>th</sup>-19<sup>th</sup>.



- The Cubs won eight consecutive games from August 16, 2023-May 18, 2025, marking the longest winning streak in the head-to-head matchup. The White Sox longest winning streak against the Cubs is five games, stretching from June 27, 2009-June 12, 2010. The Cubs have also won 13 of the last 16 matchups since May 28, 2022.

- A total of 215 players have played for both franchises, including current Cubs infielder Nicky Lopez. Click [here](#) for a full list of players to appear for both teams.

## **CHC All-Time Offensive Leaders vs. CWS**

**Games:** Sammy Sosa, 42  
**Hits:** Sammy Sosa, 45  
**Runs:** Sammy Sosa, 25  
**Doubles:** Sammy Sosa, 12  
**Triples:** Pete Crow-Armstrong, 3  
**Home Runs:** Aramis Ramirez, 13  
**RBI:** Sammy Sosa, 39  
**Stolen Bases:** Ian Happ/Nico Hoerner, 7

## **CHC All-Time Pitching Leaders vs. CWS**

**Games:** Carlos Marmol, 17  
**Games Started:** Kyle Hendriks/Carlos Zambrano, 13  
**Wins:** Carlos Zambrano, 6  
**Saves:** Carlos Marmol, 4  
**Innings Pitched:** Carlos Zambrano, 84.0  
**Strikeouts:** Carlos Zambrano, 71



## **CWS All-Time Offensive Leaders vs. CHC**

**Games:** Paul Konerko, 73  
**Hits:** Paul Konerko, 75  
**Runs:** Paul Konerko, 37  
**Doubles:** Paul Konerko, 16  
**Triples:** Ray Durham/Magglio Ordoñez/Yolmer Sánchez, 2  
**Home Runs:** Paul Konerko, 20  
**RBI:** Paul Konerko, 58  
**Stolen Bases:** Scott Podsednik, 9

## **CWS All-Time Pitching Leaders vs. CHC**

**Games:** Keith Foulke/Matt Thornton, 17  
**Games Started:** Mark Buehrle, 13  
**Wins:** Mark Buehrle, 5  
**Saves:** Bobby Jenks, 4  
**Innings Pitched:** Mark Buehrle, 84.2  
**Strikeouts:** Mark Buehrle, 60



# CINCINNATI REDS @ CLEVELAND GUARDIANS



- The Guardians and Reds first met in the regular season on June 16, 1997 with Cincinnati topping Cleveland, 4-1, at Jacobs Field. The Guardians lead the head-to-head series 77-64 entering Rivalry Weekend and the two sides will meet again for a three-game series at Great American Ball Park in Cincinnati from July 27<sup>th</sup>-29<sup>th</sup>. The Ohio rivals have never met in the Postseason.

- The annual series is referred to as the “Ohio Cup”, with Cincinnati winning five of the last six games, winning the season series in 2025 for the first time since 2014. Prior to last year, the Guardians had won or tied the season series in every season since 2015.



- Cleveland holds the longest winning streak in the series, claiming six consecutive wins on two occasions: June 27, 2010-July 2, 2011 and July 18, 2015-May 19, 2016. The Reds won five consecutive games against the Guardians from May 16-June 10, 2025.

- A total of 223 players have played for both franchises, including current Reds outfielder Will Benson. Click [here](#) for a full list of players to appear for both teams.

## **CLE All-Time Offensive Leaders vs. CIN**

**Games:** José Ramírez, 52  
**Hits:** José Ramírez, 60  
**Runs:** José Ramírez, 37  
**Doubles:** Michael Brantley/José Ramírez/Carlos Santana, 12  
**Triples:** José Ramírez, 4  
**Home Runs:** José Ramírez, 13  
**RBI:** José Ramírez, 44  
**Stolen Bases:** Grady Sizemore, 6

## **CLE All-Time Pitching Leaders vs. CIN**

**Games:** Rafael Perez, 14  
**Games Started:** CC Sabathia, 8  
**Wins:** 4 players tied, 4  
**Saves:** Emmanuel Clase, 5  
**Innings Pitched:** CC Sabathia, 51.2  
**Strikeouts:** CC Sabathia, 55



## **CIN All-Time Offensive Leaders vs. CLE**

**Games:** Joey Votto, 69  
**Hits:** Joey Votto, 73  
**Runs:** Brandon Phillips, 42  
**Doubles:** Joey Votto, 23  
**Triples:** Zack Cozart/Billy Hamilton, 2  
**Home Runs:** Joey Votto, 17  
**RBI:** Joey Votto, 46  
**Stolen Bases:** Brandon Phillips, 7

## **CIN All-Time Pitching Leaders vs. CLE**

**Games:** David Weathers, 18  
**Games Started:** Homer Bailey/Aaron Harang, 9  
**Wins:** Johnny Cueto, 4  
**Saves:** Francisco Cordero, 6  
**Innings Pitched:** Aaron Harang, 59.0  
**Strikeouts:** Aaron Harang, 46



# BALTIMORE ORIOLES @ WASHINGTON NATIONALS



- The Nationals and Orioles met for the first time on May 19, 2006 with Baltimore defeating Washington, 5-1, at RFK Stadium. The Orioles lead the head-to-head matchup entering Rivalry Weekend, 58-46 and the clubs will face off again in a three-game series at Camden Yards from June 26<sup>th</sup>-28<sup>th</sup>.

- The annual series is known as the “Beltway Series” or “Battle of the Beltways”, with Washington winning the season series 5-1 in 2025, marking their first outright win in the matchup since 2018. Prior to the franchise’s sale and relocation in 2005, the Expos played the Orioles 15 times in Interleague play, going 9-6 in the contests. The two sides have never met in the Postseason.



- Baltimore holds the longest winning streak in the series, claiming seven consecutive games from June 22, 2022-September 27, 2023, while Washington won six games in-a-row from May 10, 2017-June 19, 2018.

- A total of 112 players have played for both franchises (including 43 since the Nationals began play in Washington), including current Orioles pitcher Rico Garcia. Click [here](#) for a full list of players to appear for both franchises.

### WSH All-Time Offensive Leaders vs. BAL

**Games:** Ryan Zimmerman, 57  
**Hits:** Ryan Zimmerman, 63  
**Runs:** Ryan Zimmerman, 35  
**Doubles:** Anthony Rendon/Ryan Zimmerman, 12  
**Triples:** Roger Bernadina, 2  
**Home Runs:** Ryan Zimmerman, 11  
**RBI:** Ryan Zimmerman, 29  
**Stolen Bases:** Ian Desmond/Trea Turner, 7

### WSH All-Time Pitching Leaders vs. BAL

**Games:** Tyler Clippard, 13  
**Games Started:** Max Scherzer, 8  
**Wins:** Max Scherzer, 4  
**Saves:** Chad Cordero/Sean Doolittle, 4  
**Innings Pitched:** Max Scherzer, 57.2  
**Strikeouts:** Max Scherzer, 79



### BAL All-Time Offensive Leaders vs. WSH

**Games:** Adam Jones, 54  
**Hits:** Adam Jones, 72  
**Runs:** Adam Jones, 32  
**Doubles:** Adam Jones, 12  
**Triples:** Brian Roberts, 2  
**Home Runs:** Adam Jones, 11  
**RBI:** Adam Jones, 31  
**Stolen Bases:** Corey Patterson, 7

### BAL All-Time Pitching Leaders vs. WSH

**Games:** Jim Johnson, 14  
**Games Started:** Jeremy Guthrie, 7  
**Wins:** Kevin Gausman/Jason Hammel/Dean Kremer, 3  
**Saves:** Jim Johnson/George Sherrill, 5  
**Innings Pitched:** Jeremy Guthrie, 46.0  
**Strikeouts:** Jeremy Guthrie, 29



# NEW YORK YANKEES @ NEW YORK METS



- The Mets and Yankees first met on June 16, 1997, with the Mets earning a 6-0 win behind a nine-hit shutout by Dave Mlicki at Yankee Stadium. The Yankees lead the regular season head-to-head series 83-69 heading into Rivalry Weekend.

- In 2000, the clubs faced off in the World Series, with the Yankees defeating the Mets four games to one (4-1), clinching the Fall Classic at Shea Stadium. The Yankees and Mets will square off at Yankee Stadium from September 11<sup>th</sup>-13<sup>th</sup>, marking the second time that the New York squads will play each other on September 11<sup>th</sup> as MLB observes its 25<sup>th</sup> anniversary. The teams previously met at Citi Field in 2021 in commemoration of the 20<sup>th</sup> anniversary.

- The annual series is known as the “Subway Series” as a nod to the World Series matchups in New York which have allowed fans to travel between stadiums using the subway. In recent history, the Mets have made up ground in the head-to-head series, winning nine of the last 13 games and 16 of the last 25 contests. Last year the Subway Series resulted in a split.



- The Yankees hold the longest winning streak in the series, winning seven consecutive games from June 20, 2002-June 29, 2003. The Mets’ longest winning streak is six games from May 27, 2013-May 13, 2014.

- A total of 175 players have played for both teams, including current Mets Clay Holmes, Juan Soto, Luke Weaver and Devin Williams; and current Yankees Paul Blackburn and Amed Rosario. Click [here](#) for a full list of players to appear for both teams.

### NYM All-Time Offensive Leaders vs. NYY

**Games:** David Wright, 52  
**Hits:** David Wright, 62  
**Runs:** David Wright, 33  
**Doubles:** David Wright, 13  
**Triples:** Jose Reyes, 2  
**Home Runs:** Pete Alonso/David Wright, 9  
**RBI:** David Wright, 35  
**Stolen Bases:** Jose Reyes, 14

### NYM All-Time Pitching Leaders vs. NYY

**Games:** Pedro Feliciano, 16  
**Games Started:** Al Leiter, 10  
**Wins:** Al Leiter, 5  
**Saves:** Armando Benitez/Billy Wagner, 5  
**Innings Pitched:** Al Leiter, 66.2  
**Strikeouts:** Al Leiter, 44



### NYN All-Time Offensive Leaders vs. NYM

**Games:** Derek Jeter, 88  
**Hits:** Derek Jeter, 131  
**Runs:** Derek Jeter, 67  
**Doubles:** Derek Jeter, 19  
**Triples:** Brett Gardner, 6  
**Home Runs:** Derek Jeter/Alex Rodriguez, 13  
**RBI:** Derek Jeter, 44  
**Stolen Bases:** Derek Jeter, 19

### NYN All-Time Pitching Leaders vs. NYM

**Games:** Mariano Rivera, 34  
**Games Started:** Andy Pettitte, 16  
**Wins:** Andy Pettitte, 6  
**Saves:** Mariano Rivera, 20  
**Innings Pitched:** Andy Pettitte, 98.0  
**Strikeouts:** Andy Pettitte, 86

# BOSTON RED SOX @ ATLANTA BRAVES



- The Braves and Red Sox first met in the regular season on August 29, 1997, with Atlanta winning 9-1 at Fenway Park. Boston holds a 53-47 advantage in the head-to-head standings, and the two sides are scheduled to meet again later this year in a three-game series at Fenway Park from May 26<sup>th</sup>-28<sup>th</sup>. The rivals have never met in the Postseason.
- The Braves have won six of the last 10 contests and 10 of the last 17 matchups. Prior to last year's split of the series, the season series had alternated winners in each meeting since 2018, with no contests between the clubs in 2019.
- Boston holds the longest winning streak in the history of the series, taking six straight games from June 23, 2012-May 29, 2014. Atlanta's longest winning streak in the series is four games, stretching from May 11, 2022-May 9, 2023.
- A total of 187 players have played for both teams, including current Braves Martín Pérez, Chris Sale and Dominic Smith. Click [here](#) for a full list of players to appear for both teams.



## ATL All-Time Offensive Leaders vs. BOS

**Games:** Chipper Jones, 50  
**Hits:** Chipper Jones, 49  
**Runs:** Chipper Jones, 32  
**Doubles:** 4 players tied, 8  
**Triples:** Ozzie Albies/Austin Riley, 2  
**Home Runs:** Marcell Ozuna, 11  
**RBI:** Marcell Ozuna, 29  
**Stolen Bases:** Ronald Acuña Jr./Andruw Jones, 6

## ATL All-Time Pitching Leaders vs. BOS

**Games:** A.J. Minter/Mike Remlinger, 11  
**Games Started:** Tom Glavine, 8  
**Wins:** Greg Maddux, 4  
**Saves:** John Smoltz, 4  
**Innings Pitched:** Tom Glavine, 56.2  
**Strikeouts:** John Smoltz, 34



## BOS All-Time Offensive Leaders vs. ATL

**Games:** Jason Varitek, 36  
**Hits:** Rafael Devers, 36  
**Runs:** Xander Bogaerts, 27  
**Doubles:** Xander Bogaerts, 11  
**Triples:** Jarren Duran, 3  
**Home Runs:** Rafael Devers/David Ortiz, 8  
**RBI:** Rafael Devers, 33  
**Stolen Bases:** Jarren Duran, 5

## BOS All-Time Pitching Leaders vs. ATL

**Games:** Tim Wakefield, 12  
**Games Started:** Nick Pivetta, 6  
**Wins:** Josh Beckett/Nick Pivetta, 4  
**Saves:** Jonathan Papelbon, 4  
**Innings Pitched:** Tim Wakefield, 39.0  
**Strikeouts:** Nick Pivetta, 36



# MIAMI MARLINS @ TAMPA BAY RAYS



- The Rays and Marlins first faced off on June 22, 1998 with Miami claiming a 3-2 win at Tropicana Field. Tampa Bay holds an 84-63 lead in head-to-head matchups and the clubs will finish up their season series with a three-game set at Miami from June 5<sup>th</sup>-7<sup>th</sup>. The Florida rivals have never met in the Postseason.
- The annual series is referred to as the "Citrus Series" with the Rays winning eight of the last 12 meetings, 16 of the last 21 and 28 of the last 35 contests. Prior to last year's split of the season series, Tampa Bay had won the Citrus Series in six consecutive seasons since 2019, with Miami last taking a 4-2 win in 2018.
- The Rays hold the longest winning streak in the series, winning nine straight games from July 22, 2018-September 4, 2020. Miami's longest winning streak against Tampa Bay is seven games, spanning from July 4, 2004-June 26, 2005.
- A total of 84 players have played for both teams, including current Rays Nick Fortes and Cole Sulser; and current Marlins Pete Fairbanks, Calvin Faucher and Christopher Morel. Click [here](#) for a full list of players to appear for both franchises.



## TB All-Time Offensive Leaders vs. MIA

**Games:** Evan Longoria, 44  
**Hits:** Carl Crawford, 45  
**Runs:** Carl Crawford, 33  
**Doubles:** Evan Longoria, 14  
**Triples:** Matt Joyce, 3  
**Home Runs:** Carlos Pena/Ben Zobrist, 7  
**RBI:** Ben Zobrist, 23  
**Stolen Bases:** Carl Crawford, 19

## TB All-Time Pitching Leaders vs. MIA

**Games:** Pete Fairbanks, 15  
**Games Started:** James Shields, 11  
**Wins:** James Shields, 6  
**Saves:** Pete Fairbanks, 5  
**Innings Pitched:** James Shields, 75.2  
**Strikeouts:** James Shields, 78



## MIA All-Time Offensive Leaders vs. TB

**Games:** Mike Lowell/Hanley Ramírez, 38  
**Hits:** Luis Castillo, 43  
**Runs:** Luis Castillo, 28  
**Doubles:** Mike Lowell, 13  
**Triples:** Juan Pierre, 3  
**Home Runs:** Hanley Ramírez, 6  
**RBI:** Mike Lowell, 25  
**Stolen Bases:** Hanley Ramírez, 9

## MIA All-Time Pitching Leaders vs. TB

**Games:** Braden Looper, 12  
**Games Started:** A.J. Burnett, 8  
**Wins:** A.J. Burnett, 4  
**Saves:** Antonio Alfonseca, 5  
**Innings Pitched:** A.J. Burnett, 63.1  
**Strikeouts:** A.J. Burnett, 59



# KANSAS CITY ROYALS @ ST. LOUIS CARDINALS



- The Cardinals and Royals first faced off on August 29, 1997, with St. Louis earning a 9-7 win at Kauffman Stadium. The Cardinals lead the head-to-head series all-time, 79-55, entering Rivalry Weekend. The two clubs will meet for another three-game set on June 18<sup>th</sup>-21<sup>st</sup> at Kansas City to conclude this year's series.
- The annual series is known as the "I-70 Series" as a nod to the 248-mile stretch of highway which separates the two cities in Missouri. The Cardinals have earned a win or series split in seven of the last eight seasons, with Kansas City winning the series outright last year for the first time since 2016, taking a three games to one (3-1) victory.
- The Cardinals own the longest winning streak in the series, winning seven consecutive games from June 28, 2003-May 21, 2005. The Royals' longest winning streak in the series is four games, stretching from June 17-June 27, 2008.
- A total of 112 players have played for both teams, including current Royals Lane Thomas and Michael Wacha. Click [here](#) for a full list of players to appear for both franchises.

## STL All-Time Offensive Leaders vs. KC

**Games:** Yadier Molina, 66  
**Hits:** Albert Pujols, 78  
**Runs:** Albert Pujols, 45  
**Doubles:** Albert Pujols, 16  
**Triples:** 18 players tied, 1  
**Home Runs:** Albert Pujols, 27  
**RBI:** Albert Pujols, 54  
**Stolen Bases:** Edgar Renteria, 11

## STL All-Time Pitching Leaders vs. KC

**Games:** Adam Wainwright, 18  
**Games Started:** Adam Wainwright, 15  
**Wins:** Adam Wainwright, 7  
**Saves:** Jason Isringhausen, 5  
**Innings Pitched:** Adam Wainwright, 98.1  
**Strikeouts:** Adam Wainwright, 73



## KC All-Time Offensive Leaders vs. STL

**Games:** Alex Gordon, 58  
**Hits:** Alex Gordon, 58  
**Runs:** Alex Gordon, 30  
**Doubles:** Mike Sweeney, 10  
**Triples:** Mark Teahen, 5  
**Home Runs:** Salvador Perez, 13  
**RBI:** Salvador Perez, 38  
**Stolen Bases:** Alcides Escobar/Whit Merrifield, 5

## KC All-Time Pitching Leaders vs. STL

**Games:** Joakim Soria, 16  
**Games Started:** Zack Greinke/Brad Keller, 6  
**Wins:** Brian Bannister/Danny Duffy/Zack Greinke, 3  
**Saves:** Joakim Soria, 6  
**Innings Pitched:** Zack Greinke, 41.1  
**Strikeouts:** Zack Greinke, 34



# MILWAUKEE BREWERS @ MINNESOTA TWINS



- The Twins and Brewers first matched up on May 16, 1970, with Minnesota winning, 11-7, at County Stadium in Milwaukee. All-time, the Twins lead their head-to-head matchup with the Brewers, 245-240. Prior to the Brewers moving to Milwaukee in 1970, the franchises met 18 times in 1969 with Minnesota going 12-6 against the Seattle Pilots. Including matchups with the Pilots, the Twins hold a 257-246 record in head-to-head contests.
- Now known as the "Border Battle", the Brewers have won nine of the last 12 meetings and 13 of the last 19 contests, earning a 4-2 win in the season series last year. The rivals will meet again for a three-game series at Milwaukee from August 7<sup>th</sup>-9<sup>th</sup> and have never matched up in the Postseason.
- The Twins hold the longest winning streak in the series, winning 10 consecutive games from August 21, 1986-June 16, 1987. The Brewers' longest winning streak in the series is nine games, from July 8, 1988-June 16, 1989.
- A total of 81 players have played for both franchises (including 77 since the Brewers began play in Milwaukee), including current Brewers Trevor Megill and Gary Sánchez; and current Twins Victor Caratini, Taylor Rogers and Justin Topa. Click [here](#) for a full list of players to appear for both franchises.

## MIN All-Time Offensive Leaders vs. MIL

**Games:** Kirby Puckett, 142  
**Hits:** Kirby Puckett, 202  
**Runs:** Kirby Puckett, 93  
**Doubles:** Kirby Puckett, 43  
**Triples:** Kirby Puckett, 6  
**Home Runs:** Kent Hrbek, 23  
**RBI:** Kirby Puckett, 94  
**Stolen Bases:** Chuck Knoblauch, 19

## MIN All-Time Pitching Leaders vs. MIL

**Games:** Bert Blyleven, 31  
**Games Started:** Bert Blyleven, 30  
**Wins:** Bert Blyleven, 16  
**Saves:** Rick Aguilera, 16  
**Innings Pitched:** Bert Blyleven, 241.0  
**Strikeouts:** Bert Blyleven, 207



## MIL All-Time Offensive Leaders vs. MIN

**Games:** Robin Yount, 208  
**Hits:** Robin Yount, 211  
**Runs:** Robin Yount, 109  
**Doubles:** Robin Yount, 39  
**Triples:** Paul Molitor, 13  
**Home Runs:** Cecil Cooper/Ben Oglivie, 19  
**RBI:** Robin Yount, 93  
**Stolen Bases:** Paul Molitor, 41

## MIL All-Time Pitching Leaders vs. MIN

**Games:** Mike Fetters, 30  
**Games Started:** Bill Wegman, 21  
**Wins:** Mike Caldwell/Jim Slaton, 10  
**Saves:** Rollie Fingers, 15  
**Innings Pitched:** Mike Caldwell, 153.0  
**Strikeouts:** Bill Wegman, 71



# SAN DIEGO PADRES @ SEATTLE MARINERS



- The Mariners and Padres first met on July 2, 1997, with San Diego claiming an 8-5 win at Qualcomm Stadium in San Diego. The Mariners lead the head-to-head series, 73-67, heading into Rivalry Weekend, with San Diego sweeping a three-game series at Petco Park from April 14<sup>th</sup>-16<sup>th</sup>.
- The series is known as the “Vedder Cup” as a nod to Rock and Roll Hall of Famer Eddie Vedder. The rock legend provided a guitar to be included as part of the Vedder Cup trophy which was unveiled last year. Seattle has won 10 of the last 15 meetings and 14 of the last 21, claiming the Vedder Cup in four consecutive years since 2022. The two sides have never met in the Postseason.
- The Padres won the series in four consecutive years from 2018-2021, winning seven consecutive games from August 28, 2018-August 6, 2019. The Mariners longest winning streak in the series is also seven games, stretching from May 17, 2008-June 17, 2009.
- A total of 136 players have played for both teams, including current Padres infielder Ty France and current Mariners Connor Joe, Andrés Muñoz and Josh Naylor. Click [here](#) for a full list of players to appear for both franchises.

## **SEA All-Time Offensive Leaders vs. SD**

**Games:** Ichiro Suzuki, 66  
**Hits:** Ichiro Suzuki, 99  
**Runs:** Ichiro Suzuki, 45  
**Doubles:** Ichiro Suzuki, 13  
**Triples:** Jeremy Reed/Ichiro Suzuki, 2  
**Home Runs:** John Olerud, 7  
**RBI:** Kyle Seager, 28  
**Stolen Bases:** Ichiro Suzuki, 24

## **SEA All-Time Pitching Leaders vs. SD**

**Games:** Félix Hernández, 14  
**Games Started:** Félix Hernández, 14  
**Wins:** Félix Hernández, 6  
**Saves:** J.J. Putz, 8  
**Innings Pitched:** Félix Hernández, 97.2  
**Strikeouts:** Félix Hernández, 104



## **SD All-Time Offensive Leaders vs. SEA**

**Games:** Chase Headley, 35  
**Hits:** Adrián González, 32  
**Runs:** Fernando Tatis Jr., 20  
**Doubles:** Khalil Greene/Wil Myers, 9  
**Triples:** Eric Owens/Tommy Pham, 2  
**Home Runs:** Fernando Tatis Jr., 10  
**RBI:** Fernando Tatis Jr., 29  
**Stolen Bases:** Everth Cabrera, 8

## **SD All-Time Pitching Leaders vs. SEA**

**Games:** Trevor Hoffman, 23  
**Games Started:** Jake Peavy/Clayton Richard, 6  
**Wins:** Jake Peavy, 4  
**Saves:** Trevor Hoffman, 16  
**Innings Pitched:** Jake Peavy, 40.2  
**Strikeouts:** Dinelson Lamet/Jake Peavy, 33



# LOS ANGELES DODGERS @ LOS ANGELES ANGELS



- The Angels and Dodgers first met on June 17, 1997, with the Dodgers winning 4-3 on a walk-off home run from Todd Zeile. The Angels hold a 81-73 advantage in the head-to-head matchup, with the California rivals slated to play a three-game series in Los Angeles from June 5<sup>th</sup>-7<sup>th</sup>.
- The series is referred to as the “Freeway Series” as a nod to the 30 mile stretch of highway that separates the two ballparks. The Dodgers have won 19 of the last 30 matchups, but the Angels have won seven consecutive games since September 4, 2024. The Angels swept the season series in 2025, marking their first series win since 2019.
- The Dodgers hold the longest winning streak in the series, winning 10 straight games from August 7, 2021-July 8, 2023. The rivals commonly meet near the end of Spring Training in their Major League parks, but have never faced off in the Postseason.
- A total of 134 players have played for both teams, including Angels catcher Travis d’Arnaud and current Dodgers two-way star Shohei Ohtani. Click [here](#) for a full list of players to appear for both franchises.

## **LAA All-Time Offensive Leaders vs. LAD**

**Games:** Garret Anderson, 58  
**Hits:** Garret Anderson, 72  
**Runs:** Garret Anderson, 36  
**Doubles:** Garret Anderson, 16  
**Triples:** 4 players tied, 3  
**Home Runs:** Mike Trout, 10  
**RBI:** Garret Anderson, 34  
**Stolen Bases:** Darian Erstad, 10

## **LAA All-Time Pitching Leaders vs. LAD**

**Games:** Scot Shields, 19  
**Games Started:** Jered Weaver, 11  
**Wins:** Jered Weaver, 6  
**Saves:** Troy Percival, 9  
**Innings Pitched:** Jered Weaver, 67.2  
**Strikeouts:** Jered Weaver, 57

## **LAD All-Time Offensive Leaders vs. LAA**

**Games:** Andre Ethier, 54  
**Hits:** Andre Ethier, 55  
**Runs:** Andre Ethier, 23  
**Doubles:** Andre Ethier, 15  
**Triples:** Shohei Ohtani, 3  
**Home Runs:** Gary Sheffield, 11  
**RBI:** Andre Ethier, 28  
**Stolen Bases:** Dee Strange-Gordon, 10

## **LAD All-Time Pitching Leaders vs. LAA**

**Games:** Kenley Jansen, 28  
**Games Started:** Clayton Kershaw, 17  
**Wins:** Clayton Kershaw, 10  
**Saves:** Kenley Jansen, 13  
**Innings Pitched:** Clayton Kershaw, 112.1  
**Strikeouts:** Clayton Kershaw, 115

# SAN FRANCISCO GIANTS @ ATHLETICS



- The Athletics and Giants first met in the regular season on July 2, 1997, with the A's winning 8-1 at Candlestick Park in San Francisco. The head-to-head matchup is tied at 77 games apiece, with the rivals slated to play a three-game series in San Francisco June 23<sup>rd</sup>-25<sup>th</sup>.
- Despite never meeting in the regular season until 1997, the two franchises have a storied history, matching up in four World Series including 1905, 1911, 1913 and 1989. The Giants won the 1905 Fall Classic 4-1, but the A's have won each of the three World Series matchups since, winning 4-2 in 1911, 4-1 in 1913 and earning a 4-0 sweep in 1989.
- The Giants have won six of the last seven games, 11 of the last 16 contests and 14 of the last 20, earning a series win in 2025, marking the first outright series win by either club since 2022.
- A total of 170 players have played for both franchises (including 118 that played for the Giants following the move to San Francisco in 1958 and the A's following the move to Oakland in 1968), including current Giants infielder Matt Chapman. Click [here](#) for a full list of players to appear for both franchises.

## **ATH All-Time Offensive Leaders vs. SF**

**Games:** Eric Chavez, 48  
**Hits:** Eric Chavez, 42  
**Runs:** Eric Chavez, 25  
**Doubles:** Eric Chavez, 10  
**Triples:** 5 players tied, 1  
**Home Runs:** Jason Giambi, 7  
**RBI:** Eric Chavez, 22  
**Stolen Bases:** Rajai Davis, 8



## **ATH All-Time Pitching Leaders vs. SF**

**Games:** Lou Trivino, 13  
**Games Started:** Sean Manaea, Mark Mulder, 7  
**Wins:** Mark Mulder, 5  
**Saves:** Andrew Bailey/Huston Street/Billy Taylor, 4  
**Innings Pitched:** Mark Mulder, 47.1  
**Strikeouts:** Tim Hudson, 29

## **SF All-Time Offensive Leaders vs. ATH**

**Games:** Brandon Crawford, 57  
**Hits:** Barry Bonds/Brandon Crawford, 51  
**Runs:** Barry Bonds, 38  
**Doubles:** Ray Durham, 11  
**Triples:** Ray Durham, 2  
**Home Runs:** Barry Bonds, 18  
**RBI:** Barry Bonds, 33  
**Stolen Bases:** Barry Bonds, 7

## **SF All-Time Pitching Leaders vs. ATH**

**Games:** Felix Rodriguez, 20  
**Games Started:** Kirk Rueter, 13  
**Wins:** Kirk Rueter, 6  
**Saves:** Santiago Casilla/Robb Nenn, 8  
**Innings Pitched:** Matt Cain, 85.2  
**Strikeouts:** Matt Cain, 72



# PHILADELPHIA PHILLIES @ PITTSBURGH PIRATES



- The Pirates and Phillies first met in a doubleheader on May 30, 1887, with Philadelphia winning the first game, 2-1, and Pittsburgh winning the second game, 6-4. Pittsburgh leads the head-to-head series 1,233-1,088 entering Rivalry Weekend.
- The Pirates hold the longest winning streak in the series, winning 14 consecutive games on two occasions, including September 27, 1921-August 10, 1922 and August 6, 1990-August 14, 1991. Philadelphia's longest winning streak is 12 games, stretching from September 23, 1887-July 17, 1888. In modern times, the Phillies longest winning streak against the Pirates is 10 games from August 15, 1954-April 23, 1955.
- Philadelphia has won 19 of the last 31 contests dating back to August 1, 2021. Despite both franchise's storied history in the National League, the Keystone state clubs have never met in the Postseason. The two sides will close their season series with a three-game set at Philadelphia, June 29<sup>th</sup>-July 2<sup>nd</sup>.
- A total of 284 players have played for both franchises, including current Phillies Tim Mayza and Chase Shugart; and current Pirates Chris Devenski and Gregory Soto. Click [here](#) for a full list of players to appear for both franchises.

## **PIT All-Time Offensive Leaders vs. PHI**

**Games:** Honus Wagner, 330  
**Hits:** Paul Waner, 431  
**Runs:** Paul Waner, 270  
**Doubles:** Paul Waner, 92  
**Triples:** Honus Wagner, 29  
**Home Runs:** Ralph Kiner, 46  
**RBI:** Pie Traynor, 235  
**Stolen Bases:** Max Carey, 106



## **PIT All-Time Pitching Leaders vs. PHI**

**Games:** Roy Face, 94  
**Games Started:** Bob Friend, 67  
**Wins:** Wilbur Cooper, 28  
**Saves:** Roy Face/Kent Tekulve, 20  
**Innings Pitched:** Bob Friend, 462.2  
**Strikeouts:** Bob Friend, 230

## **PHI All-Time Offensive Leaders vs. PIT**

**Games:** Mike Schmidt, 264  
**Hits:** Richie Ashburn, 333  
**Runs:** Richie Ashburn, 182  
**Doubles:** Chuck Klein, 54  
**Triples:** Sherry Magee, 18  
**Home Runs:** Mike Schmidt, 62  
**RBI:** Del Ennis, 204  
**Stolen Bases:** Sherry Magee, 58

## **PHI All-Time Pitching Leaders vs. PIT**

**Games:** Robin Roberts, 72  
**Games Started:** Robin Roberts, 61  
**Wins:** Robin Roberts, 38  
**Saves:** Steve Bedrosian, 12  
**Innings Pitched:** Robin Roberts, 498.1  
**Strikeouts:** Steve Carlton, 318



# TORONTO BLUE JAYS @ DETROIT TIGERS



- The Tigers and Blue Jays first met on April 11, 1977 with Toronto taking a 5-3 win at Exhibition Stadium. Toronto leads the all-time series, 251-215 with a three-game set scheduled for September 14<sup>th</sup>-16<sup>th</sup> in Toronto. The rivals have never met in the Postseason.
- The Tigers have won eight of the last 13 contests and 10 of the last 18 meetings between the two clubs. Last year, the Blue Jays earned a four games to three (4-3) win in the season series, and they have now won or earned a split of the season series in five of the last six seasons.
- Toronto holds the longest winning streak in the history of the series, winning nine consecutive games from June 11, 1989-September 25, 1989. The Tigers longest winning streak in the series is six games, spanning from September 24, 1980-April 11, 1981.
- A total of 82 players have played for both franchises, including current Blue Jays Joe Mantiplay and Max Scherzer. Click [here](#) for a full list of players to appear for both franchises.

## **DET All-Time Offensive Leaders vs. TOR**

**Games:** Lou Whitaker, 204  
**Hits:** Lou Whitaker, 216  
**Runs:** Lou Whitaker, 115  
**Doubles:** Alan Trammell, 44  
**Triples:** Lou Whitaker, 9  
**Home Runs:** Cecil Fielder, 25  
**RBI:** Lou Whitaker, 99  
**Stolen Bases:** Kirk Gibson, 16

## **DET All-Time Pitching Leaders vs. TOR**

**Games:** Mike Henneman, 40  
**Games Started:** Jack Morris, 29  
**Wins:** Jack Morris, 12  
**Saves:** Mike Henneman, 12  
**Innings Pitched:** Jack Morris, 217.0  
**Strikeouts:** Jack Morris, 112



## **TOR All-Time Offensive Leaders vs. DET**

**Games:** Lloyd Moseby, 118  
**Hits:** Tony Fernandez, 103  
**Runs:** Carlos Delgado, 62  
**Doubles:** Rance Mulliniks, 27  
**Triples:** Tony Fernandez, 5  
**Home Runs:** Carlos Delgado, 25  
**RBI:** Carlos Delgado, 75  
**Stolen Bases:** Lloyd Moseby, 20

## **TOR All-Time Pitching Leaders vs. DET**

**Games:** Tom Henke, 41  
**Games Started:** Jim Clancy/Dave Stieb, 30  
**Wins:** Roy Halladay/Dave Stieb, 12  
**Saves:** Tom Henke, 22  
**Innings Pitched:** Dave Stieb, 191.2  
**Strikeouts:** Dave Stieb, 120



# TEXAS RANGERS @ HOUSTON ASTROS



- The Astros and Rangers first met on June 8, 2001 with Houston claiming a 5-4 win at the Ballpark in Arlington. All-time the head-to-head series is tied, 146-146, and since the Astros joined the AL West in 2013, they lead head-to-head matchups, 116-104.
- The annual series is known as the “Silver Boot Series”, with the winning club each year gaining possession of the Silver Boot Trophy. The Astros have earned a win or split of the season series each year since 2017 and the Rangers are seeking their first outright win since 2016 when they took the season series, 15-4.
- The clubs met in the Postseason for the first time en route to the Rangers’ 2023 World Series Championship, with Texas defeating Houston four games to three (4-3) in the ALCS.
- Texas owns the longest winning streak in the series, winning 12 consecutive games from July 7, 2013-April 11, 2014. Houston’s longest winning streak in the series is eight games, stretching from May 12-July 4, 2018. The rivals will meet 10 more times this season including a four-game series (May 25<sup>th</sup>-28<sup>th</sup>) and a three-game set (July 10<sup>th</sup>-12<sup>th</sup>) at Globe Life Field in Arlington, and a three-game series from July 31<sup>st</sup>-August 2<sup>nd</sup> in Houston.
- A total of 89 players have played for both franchises. Currently, there are no active players on either club that have appeared for both teams. Click [here](#) for a full list of players to appear for both franchises.

## **HOU All-Time Offensive Leaders vs. TEX**

**Games:** Jose Altuve, 205  
**Hits:** Jose Altuve, 241  
**Runs:** Jose Altuve, 143  
**Doubles:** Jose Altuve, 52  
**Triples:** Alex Bregman, 3  
**Home Runs:** Jose Altuve, 37  
**RBI:** Jose Altuve, 100  
**Stolen Bases:** Jose Altuve, 28

## **HOU All-Time Pitching Leaders vs. TEX**

**Games:** Will Harris, 41  
**Games Started:** Dallas Keuchel, 27  
**Wins:** Justin Verlander, 11  
**Saves:** Ryan Pressly, 14  
**Innings Pitched:** Dallas Keuchel, 175.0  
**Strikeouts:** Dallas Keuchel, 160



## **TEX All-Time Offensive Leaders vs. HOU**

**Games:** Elvis Andrus, 144  
**Hits:** Elvis Andrus, 160  
**Runs:** Elvis Andrus, 81  
**Doubles:** Adrian Beltré, 34  
**Triples:** Elvis Andrus/Rougned Odor, 6  
**Home Runs:** Rougned Odor, 20  
**RBI:** Adrian Beltré, 67  
**Stolen Bases:** Elvis Andrus, 31

## **TEX All-Time Pitching Leaders vs. HOU**

**Games:** José Leclerc, 40  
**Games Started:** Martín Pérez, 18  
**Wins:** Colby Lewis, 10  
**Saves:** Joe Nathan, 8  
**Innings Pitched:** Martín Pérez, 113.0  
**Strikeouts:** Yu Darvish, 118



# ARIZONA DIAMONDBACKS @ COLORADO ROCKIES



- The Rockies and Diamondbacks first faced off on March 31, 1998, with Colorado earning a 9-2 win at Arizona on Opening Day, which was also the first game in D-backs' history. All-time, Arizona holds a 269-210 lead in head-to-head matchups.
- The rivals are set to meet 10 more times this year, including a four-game series May 21<sup>st</sup>-24<sup>th</sup>, and a three-game series August 10<sup>th</sup>-12<sup>th</sup> in Arizona; and a three-game series September 22<sup>nd</sup>-24<sup>th</sup> at Colorado. Since 2011, the clubs have shared Salt River Fields at Talking Stick in Scottsdale, Arizona as their home park during Spring Training.
- The series is known as the "Rocky Mountain Showdown" with Arizona winning six of the last eight series since 2024, including 14 of the last 21 games and 25 of the last 36 contests. The clubs have met twice in the Postseason with Colorado sweeping Arizona, 4-0, in the 2007 NLCS and Arizona winning the 2017 NL Wild Card game, 11-8.
- Colorado has the longest winning streak in the history of the series, winning eight consecutive games from May 5-June 20, 2019. Arizona's longest winning streak against the Rockies is seven games, spanning October 2, 2001-April 14, 2002.
- A total of 71 players have played for both franchises, including current D-backs infielder Nolan Arenado and current Rockies outfielder Jake McCarthy. Click [here](#) for a full list of players to appear for both franchises.

## **COL All-Time Offensive Leaders vs. AZ**

**Games:** Todd Helton, 229  
**Hits:** Todd Helton, 246  
**Runs:** Todd Helton, 150  
**Doubles:** Todd Helton, 73  
**Triples:** Charlie Blackmon, 9  
**Home Runs:** Todd Helton, 35  
**RBI:** Todd Helton, 138  
**Stolen Bases:** Juan Pierre/Trevor Story, 15

## **COL All-Time Pitching Leaders vs. AZ**

**Games:** Brian Fuentes, 55  
**Games Started:** Jorge De La Rosa, 25  
**Wins:** Jorge De La Rosa, 10  
**Saves:** Brian Fuentes, 12  
**Innings Pitched:** Jorge De La Rosa, 141.0  
**Strikeouts:** German Márquez, 130



## **AZ All-Time Offensive Leaders vs. COL**

**Games:** Luis Gonzalez, 124  
**Hits:** Paul Goldschmidt, 145  
**Runs:** Paul Goldschmidt, 99  
**Doubles:** Luis Gonzalez, 39  
**Triples:** David Peralta, 9  
**Home Runs:** Luis Gonzalez/Christian Walker, 25  
**RBI:** Luis Gonzalez, 101  
**Stolen Bases:** Tony Womack, 20

## **AZ All-Time Pitching Leaders vs. COL**

**Games:** Andrew Chafin, 49  
**Games Started:** Brandon Webb, 26  
**Wins:** Randy Johnson, 17  
**Saves:** J.J. Putz, 14  
**Innings Pitched:** Randy Johnson, 182.2  
**Strikeouts:** Randy Johnson, 218



# INTERLEAGUE LEADERS

The first Interleague matchups took place on June 12, 1997 with contests between the San Diego Padres and Anaheim Angels; the Milwaukee Brewers and Cleveland Indians; the Los Angeles Dodgers and Oakland Athletics; the Colorado Rockies and Seattle Mariners; and the San Francisco Giants and Texas Rangers. On April 1, 2013 an Interleague game was played on Opening Day for the first time with the Angels visiting the Cincinnati Reds. Additionally, 2013 marked the first time an Interleague game was played on the final day of the season, with the Miami Marlins hosting the Detroit Tigers.

Major League Baseball took a step forward in 2023, introducing a balanced schedule in which all 30 clubs played each other for at least one series each season for the first time, increasing Interleague games from 20 per team to 46 games per team. With the changes, every Major League club now visits each Interleague city at least once every other year, giving fans in every market the opportunity to see their favorite teams and players. As a result, MLB had a record 720 Interleague games in 2025, surpassing the record mark of 690 set in 2023 and matched in 2024.

There have been 16 players to appear in at least 300 career Interleague games, including Carlos Santana, Miguel Cabrera, Andrew McCutchen, Freddie Freeman, Paul Goldschmidt, Manny Machado, Nolan Arenado, Adrian Beltré, Albert Pujols, Eugenio Suárez, Jose Altuve, Nick Castellanos, Bryce Harper, Ichiro Suzuki, Xander Bogaerts and Christian Yelich. A number of other players are within 10 games of crossing the 300 games threshold in Interleague play, including José Ramírez (298), Francisco Lindor (295), Salvador Perez (294), Marcus Semien (294) and Marcell Ozuna (292).

Aaron Judge of the New York Yankees enters the Subway Series as the all-time home run leader in Interleague play with 86 longballs. Cal Raleigh of the Mariners set the Major League single-season record with 23 home runs in Interleague play last season, surpassing Judge's record of 20 set in 2024. Shohei Ohtani set the record for a National League player, hammering 22 Interleague home runs last season to surpass his previous record of 19 in 2024. Kyle Schwarber (2025) is the only other player to hit 20 Interleague home runs in a single season. Prior to the introduction of the balanced schedule in 2023, Pete Alonso and Hall of Famer Jim Thome held the single-season record, as Thome set the record with 11 homers in 18 games in 2004 with the Philadelphia Phillies and Alonso matched with 11 longballs in 20 games with the New York Mets in 2021.

Among qualified active hitters in Interleague play, Luis Arraez of the Giants leads the Majors with a .317 (246-for-777) career average. Other qualified hitters with at least a .300 average in Interleague play include Xavier Edwards (.316) of the Marlins; Bobby Witt Jr. (.308) and Starling Marte (.306) of the Kansas City Royals; Colt Keith (.307) of the Tigers; Judge (.307); Altuve (.303) of the Houston Astros; Yandy Diaz (.303) of the Tampa Bay Rays; Trea Turner (.301) of the Phillies; and Freeman (.300) of the Dodgers.

Among pitchers, Aroldis Chapman and Kenley Jansen have appeared in the most Interleague games, topping the list with 157 career Interleague appearances each. Last season, Framber Valdez threw 79.0 innings in Interleague play with the Astros, setting a new single-season record. Louis Varland's 28 Interleague appearances last season with the Minnesota Twins and Toronto Blue Jays are the most ever for a single season. Justin Verlander of the Tigers leads starting pitchers with 83 career Interleague starts. Verlander also has the most career strikeouts in Interleague games, racking up 530 punchouts in his 83 starts. Additionally, his 45 wins (45-21) are the most all-time in Interleague play. Among qualified pitchers, Clayton Kershaw leads all pitchers with a 2.30 career ERA in Interleague games, while Max Fried of the Yankees leads active Major Leaguers with a 2.68 career ERA in Interleague play.

# ALL-TIME INTERLEAGUE LEADERS

GAMES (POSITION PLAYERS)	
PLAYER	G
Carlos Santana	372
Miguel Cabrera	361
Andrew McCutchen	359
Freddie Freeman	354
Paul Goldschmidt	338
Manny Machado	337
Nolan Arenado	329
Adrian Beltré	325
Albert Pujols	317
Eugenio Suárez	315

HITS	
PLAYER	H
Miguel Cabrera	418
Freddie Freeman	399
Jose Altuve	379
Nolan Arenado	369
Ichiro Suzuki	367
Adrian Beltré	366
Derek Jeter	364
Manny Machado	362
Andrew McCutchen	351
Albert Pujols	345

RUNS	
PLAYER	R
Freddie Freeman	216
Jose Altuve	202
Miguel Cabrera	202
Derek Jeter	200
Mookie Betts	196
Bryce Harper	194
Alex Rodriguez	192
Adrian Beltré	191
José Ramírez	191
P. Goldschmidt/ F. Lindor	190

HOME RUNS	
PLAYER	HR
Aaron Judge	86
Kyle Schwarber	83
Pete Alonso	70
Albert Pujols	70
Salvador Perez	68
Nolan Arenado	65
Manny Machado	64
Jim Thome	64
Bryce Harper	63
Freddie Freeman	62

RBI	
PLAYER	RBI
Albert Pujols	238
Nolan Arenado	232
Miguel Cabrera	228
Freddie Freeman	224
Alex Rodriguez	216
Manny Machado	205
Salvador Perez	201
Carlos Santana	198
Kyle Schwarber	197
Torii Hunter	188

STOLEN BASES	
PLAYER	SB
Ichiro Suzuki	75
José Ramírez	66
Starling Marte	61
Carl Crawford	58
Bobby Abreu	53
Juan Pierre	53
Elvis Andrus	52
José Reyes	50
Trea Turner	49
J. Altuve/C. Yelich	48

GAMES (PITCHERS)	
PLAYER	G
Aroldis Chapman	157
Kenley Jansen	157
Craig Kimbrel	135
Adam Ottavino	135
Raisel Iglesias	127
David Robertson	126
Ryan Pressly	123
Hector Neris	116
Luis Garcia	114
Phil Maton	114

GAMES STARTED	
PLAYER	GS
Justin Verlander	83
Zack Greinke	78
Jon Lester	68
Bartolo Colon	66
Charlie Morton	66
Max Scherzer	66
Clayton Kershaw	65
CC Sabathia	64
Patrick Corbin	61
Zack Wheeler	61

WINS	
PLAYER	W
Justin Verlander	45
Clayton Kershaw	33
Jon Lester	33
Bartolo Colon	32
Mark Buehrle	30
Zack Greinke	30
Sonny Gray	28
CC Sabathia	28
Max Scherzer	27
A. Burnett/F. Garcia	25

SAVES	
PLAYER	SV
Kenley Jansen	79
Mariano Rivera	75
Aroldis Chapman	57
Craig Kimbrel	56
Josh Hader	54
Francisco Rodríguez	51
Raisel Iglesias	48
Edwin Díaz	43
Joe Nathan	42
M. Melancon/J. Papelbon	41

INNINGS PITCHED	
PLAYER	IP
Justin Verlander	506.1
Zack Greinke	483.2
Clayton Kershaw	411.2
Max Scherzer	411.2
Jon Lester	407.2
CC Sabathia	400.2
Bartolo Colon	400.1
Charlie Morton	373.0
Mark Buehrle	365.1
Zack Wheeler	363.2

STRIKEOUTS	
PLAYER	SO
Justin Verlander	530
Max Scherzer	501
Clayton Kershaw	441
Zack Greinke	436
Chris Sale	390
Charlie Morton	388
Zack Wheeler	382
Gerrit Cole	356
Sonny Gray	353
Kevin Gausman	351



# STINGY ON THE MOUND

Entering play on Thursday, eight qualified pitchers have an ERA under 2.00, including Shohei Ohtani (0.82) of the Los Angeles Dodgers; Cam Schlichter (1.35) of the New York Yankees; Davis Martin of the Chicago White Sox (1.62); José Soriano (1.66) of the Los Angeles Angels; Nick Martinez (1.70) of the Tampa Bay Rays; Bryce Elder (1.81) of the Atlanta Braves; Clay Holmes (1.86) of the New York Mets; Chase Burns (1.87) of the Cincinnati Reds; and Paul Skenes (1.98) of the Pittsburgh Pirates.

Since earned runs became official in the National League in 1912 and in the American League in 1913, there have been 36 seasons in which multiple pitchers qualified for the ERA title with an ERA of 2.00-or-lower. Since 1985, it has only happened four times, including 1985 (Dwight Gooden/John Tudor); 2015 (Jake Arrieta/Zack Greinke); 2018 (Jacob deGrom/Blake Snell); and 2020 (Shane Bieber/Trevor Bauer/Dallas Keuchel). If all eight pitchers remain on pace, it would be the fourth-most in a single season behind only the 10 pitchers to accomplish the feat in 1916 and 1917; and the nine qualified pitchers to maintain an ERA under 2.00 in 1914.

Ohtani's ERA is the second-lowest by a Dodgers pitcher through their first seven starts of the season since earned runs became official in the National League in 1912, trailing only Fernando Valenzuela, who had a 0.29 ERA across his first seven starts in 1981.

After allowing five runs in just 0.2 innings in his first start of the season, Paul Skenes bounced back and won four of his six starts in April, and is now off to an incredible start in May, dealing 8.0 scoreless innings in each of his last two starts. The 23-year-old is the first pitcher since Logan Gilbert in June 2024 to throw 8.0 scoreless frames in back-to-back starts and the first Pirates pitcher to achieve the feat since Danny Darwin in June 1996.



## 2026 INTERLEAGUE TRACKER

League	2026 Record	Batting Average	ERA
American League	87-113	.234 (1,549-for-6,625)	4.21
National League	113-87	.244 (1,630-for-6,673)	3.97

In 2025, American League teams defeated National League teams 367 times in an MLB-record 720 Interleague games (previous record: 690 G in 2023 and 2024). It was the third year of MLB's balanced schedule.



# DEVELOPS

## DEVELOPS ON THE DIAMOND

**MAY I HAVE THIS DANCE:** New York Mets relief pitcher and 2011-12 Breakthrough Series alumni Devin Williams has been putting together a flawless month of May. In his 4.2 innings through five appearances, the St. Louis, Missouri native has not allowed a hit and conceded just one walk to go along with his seven strikeouts. Wednesday night's scoreless appearance marked the seventh straight for the two-time Hoffman Reliever of the Year Award winner, dating back to his appearance against the Rockies on April 26<sup>th</sup>. Among all relief pitchers this season, Williams is one of just four to put together a streak of five games in which he allowed no hits, recorded seven-or-more strikeouts and conceded one walk-or-less. Including his final two scoreless outings in April, Williams also became one of seven pitchers this season to have seven consecutive appearances in which they did not allow a run, conceded one hit-or-less and struck out at least nine. The 31-year-old has kept opponents off the board in 12 of his 16 appearances in his first season with the Mets, and he has held opponents hitless in eight of the 16 appearances, recording at least one strikeout in all but two.



**CATCH ME IF YOU CAN:** Washington Nationals shortstop and Breakthrough Series and Hank Aaron Invitational alumni Nasim Nuñez has been a force on the basepaths to begin the 2026 season. Through 40 games played this season, the Bronx, New York native leads the National League and is tied with Cleveland's José Ramírez for the Major League lead in stolen bases (18). In just 40 games, Nuñez has already surpassed his career total in the statistical category, having recorded eight stolen bases across 51 contests in 2024 and nine stolen bases through 39 contests last season. Despite his incredible start to the season on the basepaths, Nuñez is not the only MLB Develops alumni making noise with his legs. Fellow Develops alumni, rookie Travis Bazzana has been making opponents pay for putting him on base. Through the Australia native's first 14 career games in the Majors, he has tallied seven stolen bases. All seven of his stolen bases came within a seven-game span from May 2<sup>nd</sup> through May 9<sup>th</sup>, making the International College Showcase alumni one of just three players in the Majors this season to swipe seven bags in a seven-game span.



**BACK IN THE BRONX:** Following a stint on the injured list that left Breakthrough Series alumni Carlos Rodón out to start the season, the New York Yankees' southpaw made his first start since September 25<sup>th</sup> of last season on Sunday against the Milwaukee Brewers. Now in his fourth season with the Yankees after spending time with the Chicago White Sox and San Francisco Giants, Rodón rejoined a rotation he has already made his mark on. In his season debut, the Miami, Florida native tossed 4.1 innings, allowing three runs on two hits with five walks and four strikeouts. In each of his last two seasons with New York, the three-time All-Star has lowered his ERA and has seen an increase in both innings pitched and strikeouts, becoming one of 11 to reach the 200-strikeout mark last season.



**NO K IN J.P.:** Compton Youth Academy and Compton Nike RBI alumni J.P. Crawford has put himself in elite company this season, both in the Majors and in Seattle. In his 36 games this season, the Long Beach, California native has tallied 28 walks and has been sent down on strikes only 23 times. Per [MarinersPR](#), Crawford is one of just 15 players in the Major Leagues this season to have more walks than strikeouts. The shortstop's 28 walks on the season are tied for eighth-most in the American League. In yesterday's contest against the Astros, Crawford led the game off with a homer, his fifth on the season and his 15<sup>th</sup> career leadoff blast. His 15 leadoff homers rank second in Mariners history, trailing only Hall of Famer Ichiro Suzuki's 37, which he tallied across 14 years with the Club.





# WELCOME TO THE SHOW

**Since May 7<sup>th</sup>, 12 players have made their Major League debut, including six pitchers and six position players.**

There have now been 83 players to make their Major League debut this season, including 51 pitchers and 32 position players.

- 21-year-old A.J. Ewing, the New York Mets top prospect and 34<sup>th</sup> overall prospect in MLB, per *MLB Pipeline* made his debut on Tuesday against the Detroit Tigers at Citi Field. The Kettering, Ohio native tallied a triple, two RBI, two runs scored, a stolen base and three walks in his debut game. Along with being the first ever Mets player to triple in a debut game, Ewing became just the second Mets player to reach base safely at least four times in his Major League debut, joining Kazuo Matsui, who reached base five times in his debut on April 6, 2004. He is just the third player in Major League history to reach base safely four times while recording at least two RBI, two runs scored and a stolen base, joining Jay Bruce (5/27/2008) and Bert Campaneris (7/23/1964).
- 22-year-old Henry Bolte, the Athletics fifth-best prospect, per *MLB Pipeline* made his Major League debut on Wednesday against the St. Louis Cardinals at Sutter Health Park. The San Francisco native reached in three of his four plate appearances, becoming the 10<sup>th</sup> player in Athletics history to record two hits, an RBI and a walk in their debut game.

Overall, the Chicago White Sox pace the Majors with eight players making their debut followed by the Boston Red Sox with seven and the Miami Marlins with six. The Cleveland Guardians have had five players make their debut and the Milwaukee Brewers, Minnesota Twins and Toronto Blue Jays have had four players make their debut. The teams with three players making their debut include the Baltimore Orioles, Los Angeles Angels, New York Yankees, Philadelphia Phillies, Pittsburgh Pirates, Seattle Mariners and Texas Rangers. The teams with two players making their debut include the Arizona Diamondbacks, Atlanta Braves, Tigers, Houston Astros, Mets, San Diego Padres, San Francisco Giants and Cardinals. The teams with one player making their debut this season include the Athletics, Chicago Cubs, Cincinnati Reds, Colorado Rockies, Kansas City Royals, Los Angeles Dodgers, Tampa Bay Rays and Washington Nationals.

**MLB Debuts, May 7<sup>th</sup>-May 13<sup>th</sup>**

PLAYER	CLUB	POSITION	DEBUT DATE
Brendan Beck	New York Yankees	RHP	May 7 <sup>th</sup>
Rodolfo Duran	San Diego Padres	C	May 7 <sup>th</sup>
Spencer Jones	New York Yankees	CF	May 8 <sup>th</sup>
Omar Martinez	Los Angeles Angels	C	May 8 <sup>th</sup>
Robby Snelling	Miami Marlins	LHP	May 8 <sup>th</sup>
Ryan Waldschmidt	Arizona Diamondbacks	CF	May 8 <sup>th</sup>
Franco Aleman	Cleveland Guardians	RHP	May 10 <sup>th</sup>
A.J. Ewing	New York Mets	LF	May 12 <sup>th</sup>
Domingo Gonzalez	Seattle Mariners	RHP	May 12 <sup>th</sup>
Brandan Bidois	Pittsburgh Pirates	RHP	May 13 <sup>th</sup>
Henry Bolte	Athletics	RF	May 13 <sup>th</sup>



# ABS OVERVIEW

## OVERVIEW

MLB introduced the Automated Ball-Strike (ABS) Challenge System powered by T-Mobile beginning with the 2026 season. The system will rely on the same Hawk-Eye tracking technology that fuels MLB's Statcast data. *What to know about the challenge system:*

- Only batters and pitchers/catchers may initiate a challenge. Managers, coaches and other players may not be involved.
- Each team starts the game with two challenges. Teams will lose the ability to challenge after they do so incorrectly twice. Teams will start each extra inning with a challenge regardless of whether they have already exhausted their challenges in the first nine innings.
- The ABS zone is set as follows: The width is 17 inches, identical to home plate. The top of the zone is set at 53.5% of a player's measured height without cleats. The bottom is set at 27% of the player's measured height. The strike zone is captured as the ball passes through the middle of the plate, not the front.
- In MLB, challenges will not be permitted when a position player is pitching.

## SEASON DATA

OVERALL  
**53%**  
OVERTURNS

2,634 CHALLENGES  
1,406 OVERTURNED  
1,228 CONFIRMED

BATTERS  
**46%**  
OVERTURNS

1,212 CHALLENGES  
563 OVERTURNED  
649 CONFIRMED

FIELDERS  
**59%**  
OVERTURNS

1,422 CHALLENGES  
843 OVERTURNED  
579 CONFIRMED

### 2026 ABS CHALLENGE TOTALS

CLUB	CHALLENGES (BATTER)		CHALLENGES (FIELDER)		CHALLENGES (TOTAL)	
	Challenges	W-L	Challenges	W-L	Total Results (Batting & Fielding)	Win %
Detroit Tigers	46	22-24	32	26-6	78 (48 overturned, 30 confirmed)	61.5%
Los Angeles Dodgers	34	17-17	46	31-15	80 (48 overturned, 32 confirmed)	60.0%
Cincinnati Reds	40	20-20	37	26-11	77 (46 overturned, 31 confirmed)	59.7%
Arizona Diamondbacks	31	14-17	40	28-12	71 (42 overturned, 29 confirmed)	59.2%
Texas Rangers	38	23-15	30	17-13	68 (40 overturned, 28 confirmed)	58.8%
Chicago Cubs	40	18-22	47	33-14	87 (51 overturned, 36 confirmed)	58.6%
St. Louis Cardinals	35	16-19	47	32-15	82 (48 overturned, 34 confirmed)	58.5%
Kansas City Royals	37	22-15	57	33-24	94 (55 overturned, 39 confirmed)	58.5%
San Diego Padres	26	13-13	53	33-20	79 (46 overturned, 33 confirmed)	58.2%
Athletics	40	24-16	58	33-25	98 (57 overturned, 41 confirmed)	58.2%
Minnesota Twins	58	25-33	56	39-17	114 (64 overturned, 50 confirmed)	56.1%
New York Yankees	48	23-25	56	35-21	104 (58 overturned, 46 confirmed)	55.8%
Seattle Mariners	48	22-26	46	29-17	94 (51 overturned, 43 confirmed)	54.3%
Philadelphia Phillies	38	19-19	40	23-17	78 (42 overturned, 36 confirmed)	53.8%
Toronto Blue Jays	49	26-23	39	21-18	88 (47 overturned, 41 confirmed)	53.4%
Miami Marlins	29	12-17	80	46-34	109 (58 overturned, 51 confirmed)	53.2%
New York Mets	40	19-21	47	27-20	87 (46 overturned, 41 confirmed)	52.9%
Atlanta Braves	41	16-25	56	35-21	97 (51 overturned, 46 confirmed)	52.6%
Los Angeles Angels	52	22-30	49	31-18	101 (53 overturned, 48 confirmed)	52.5%
Houston Astros	44	24-20	46	23-23	90 (47 overturned, 43 confirmed)	52.2%
Colorado Rockies	48	18-30	62	39-23	110 (57 overturned, 53 confirmed)	51.8%
Baltimore Orioles	49	24-25	29	16-13	78 (40 overturned, 38 confirmed)	51.3%
Milwaukee Brewers	33	11-22	61	37-24	94 (48 overturned, 46 confirmed)	51.1%
Tampa Bay Rays	33	14-19	58	31-27	91 (45 overturned, 46 confirmed)	49.5%
Pittsburgh Pirates	48	22-26	38	20-18	86 (42 overturned, 44 confirmed)	48.8%
Boston Red Sox	29	13-16	25	13-12	54 (26 overturned, 28 confirmed)	48.1%
San Francisco Giants	39	18-21	44	21-23	83 (39 overturned, 44 confirmed)	47.0%
Cleveland Guardians	50	18-32	39	20-19	89 (38 overturned, 51 confirmed)	42.7%
Chicago White Sox	35	16-19	62	25-37	97 (41 overturned, 56 confirmed)	42.3%
Washington Nationals	34	12-22	42	20-22	76 (32 overturned, 44 confirmed)	42.1%




**AUTOMATED BALLS & STRIKES** Powered by **T-Mobile**



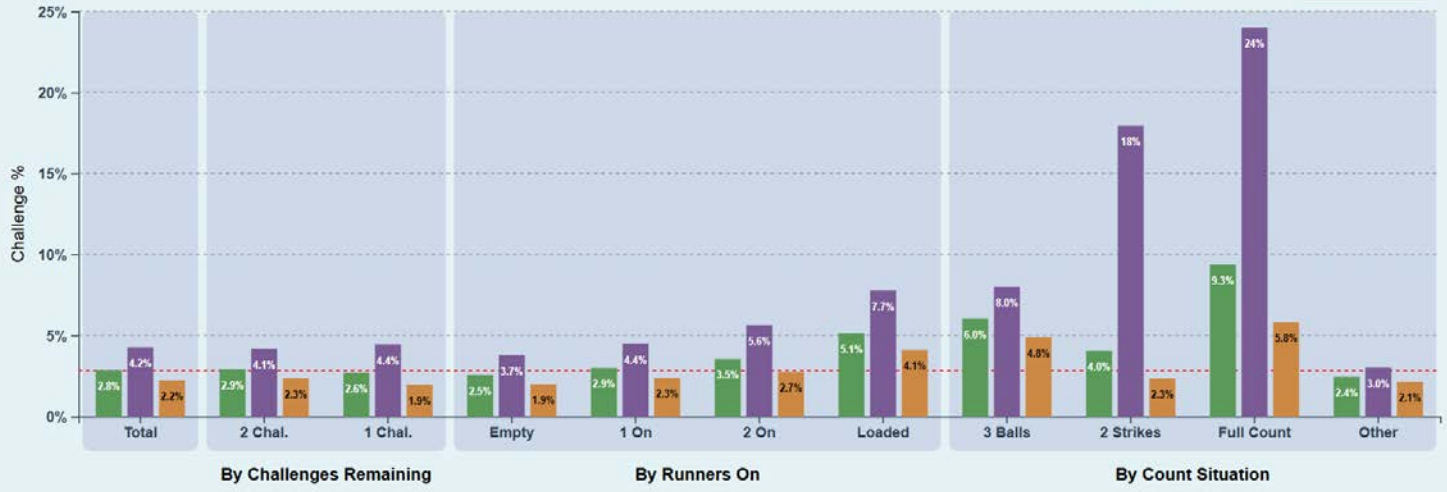

### ABS Overturn% Breakdown 2026 – MLB, Regular Season

OVERTURNS  CHALLENGES  
SITUATION  INNINGS



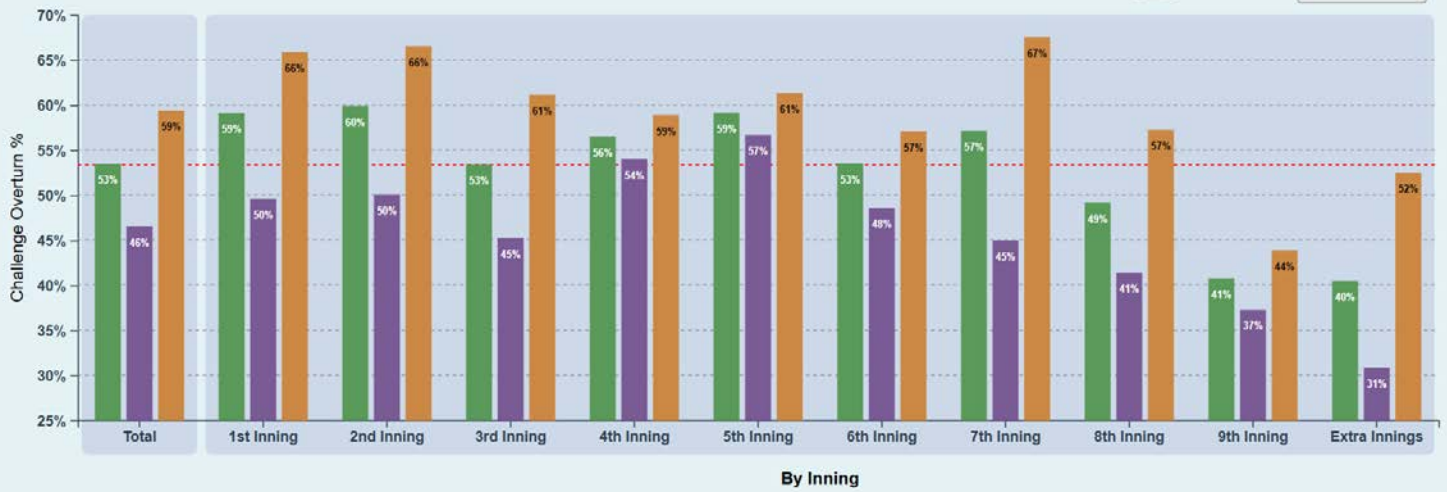
### ABS Challenge% Breakdown 2026 – MLB, Regular Season

OVERTURNS  CHALLENGES  
SITUATION  INNINGS



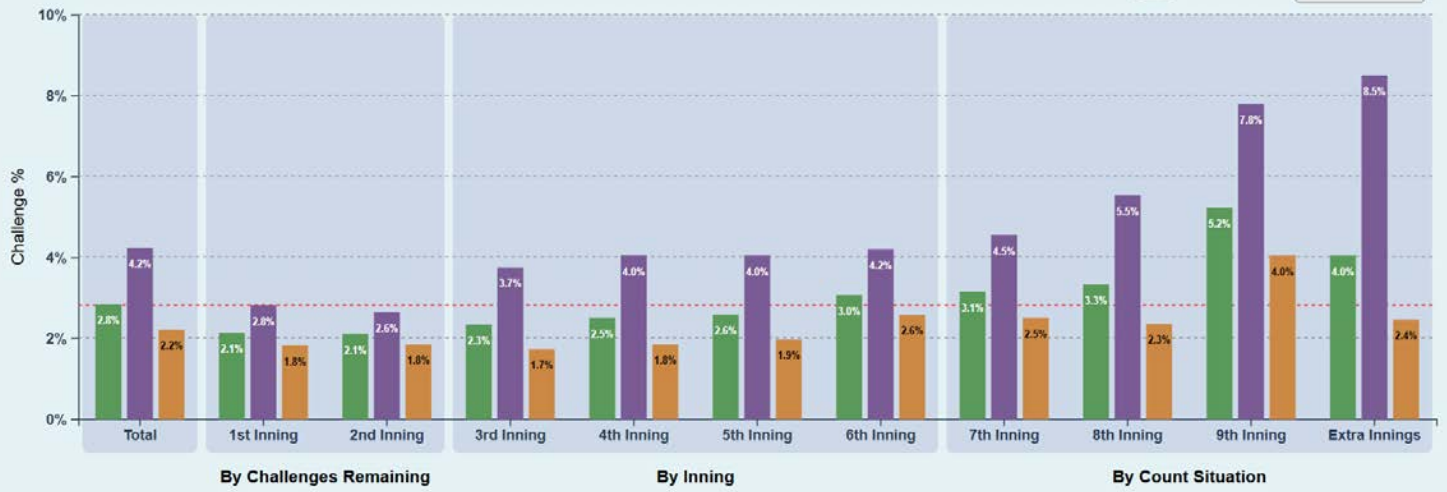
### ABS Overturn% Breakdown 2026 – MLB, Regular Season

OVERTURNS  CHALLENGES  
SITUATION  INNINGS




### ABS Challenge% Breakdown 2026 – MLB, Regular Season

OVERTURNS  CHALLENGES  
SITUATION  INNINGS



Visit <https://baseballsavant.mlb.com/abs> for more insights!

# AMERICA'S NATIONAL GAME



**By John Thorn | Official Historian of Major League Baseball**

This week's header references 1908 because it is distant, and because Fred Merkle's blunder is somehow still famous. But the year could be 1889, or 1912, or 1941, or 1986 ... or last year. Reflect upon how close Toronto came to victory, in the bottom of the ninth inning of Game 7 in the World Series, with the bases loaded, one out, and a force play at home plate.

The subject is eternal because it is so regrettably human. We grow up wanting to be the heroes of our own lives, but too often we fail and risk becoming villains, or worse: scapegoats for a broad-based feeling of betrayed expectations. In the seamless web of baseball's history, Fred Snodgrass commiserates with Lonnie Johnson, Mickey Owen feels for umpire Bill Joyce, and Fred Merkle wraps a consoling arm around Bill Buckner.

Baseball binds America. Its rhythms and rituals resonate across the great divides of generation, politics, religion, and economics to connect our people as nothing else can. Finally, the verdict comes: we are fans because we never really stopped thinking of ourselves as players in this great national drama. In the words of Bruce Catton, baseball "celebrates the vicarious triumph. The spectator can identify himself completely with the player, and the epochal feat becomes, somehow, an achievement of his own." Likewise, the epochal blunder.


Let's first consider Merkle, the teenaged substitute for Fred Tenney at first base on September 23, 1908, whose baserunning mishap transformed a Giants' win over Chicago into a draw. On the morning of the 23rd, Tenney had reported himself lame. The teenaged Merkle, still shy of 100 at bats after two seasons as a reserve, was thrust into action. The Giants and Cubs were in a virtual tie for first. The game at the Polo Grounds was tied 1-1 in the last of the ninth, as Jack Pfiester dueled Christy Mathewson. With the Giants' Moose McCormick on first and one out, Merkle shot a single to right that moved the runner to third. After another out, shortstop Al Bridwell singled to center; the winning run crossed the plate, and the Giants extended their slim seasonal lead.



Fred Merkle, age 19

Or had they? Merkle, in accordance with baseball custom and practice, if not in strict accordance with the rules, never bothered to touch second, instead running toward the clubhouse to avoid the rush of fans storming onto the field in celebration. Somehow Cubs second baseman Johnny Evers got the ball and stepped on second, holding the ball aloft to show the two umpires that he had forced Merkle out and the run didn't count. Three weeks earlier, on September 4, the Cubs had tried to win a ruling on a similar force-out against the Pirates but were shut down.

*Given those precedents, who could blame Merkle? Everyone, it turned out.*



Al Bridwell in 1911, when after a fire the Polo Grounds were reconstructed

Reporting from the Polo Grounds that day, Charles Dryden of the *Chicago Tribune* wrote:

*Minor league brains lost the Giants' game today after they had it cleanly and fairly won by a score of 2 to 1. In the ninth round, Fred Merkle did a bonehead base-running stunt identical with the recent exhibition which Mr. [Warren] Gill, also a minor leaguer, gave at Pittsburgh three weeks ago. But this time [umpire Hank] O'Day had his eagle eye peeled, and the winning run which the Giants compiled in the ninth inning was tossed into the discard.*

It certainly was the fans' impression that once McCormick crossed home plate, the game was over; New York had won, and an early newspaper account reflected that belief. But the umpires declared the game a draw, and the National League's president called for it to be replayed only if the pennant was at stake. At season's end, the teams were indeed tied for first place. Despite going 11-5 thereafter, the Giants lost three times in five days to Phillies lefthander Harry Coveleski, a late-September callup from a class-B minor league.

The play was called the Merkle Boner—meaning, at that time, not a male in a state of arousal but instead a dumb play. Westbrook Pegler, writing in 1947, stated: "One old baseball term that qualified as good Americanese is 'boner.' This is an abbreviation of 'bonehead play.' The first man to use this form was T. A. Dorgan, or Tad, the sport-page cartoonist of the Hearst papers who had a baseball character called Bonehead Barry, the bush league bear. We owe 'bonehead' and 'boner' to him."

Only four years after Fred's infamous play, another Giant became a scapegoat for life, dropping a fly ball in center field in the final inning of the final game of the 1912 World Series. The "Snodgrass Muff" did not cost the Giants the game, but it attached itself to his life forever.

Let's retreat to the top of the tenth, when the Giants and Red Sox were tied at 1-1, eerily the same score as in the game when Merkle committed his blunder—and again with Christy Mathewson the unfortunate pitcher. After one out, New York's Red Murray doubled and Merkle, the goat of 1908, drove him home with a single. The "bonehead" advanced to second as Tris Speaker bobbled the ball in center, but Joe Wood, who had come on in relief of starting pitcher Hugh Bedient, fanned Buck Herzog and got Chief Meyers on a comebacker.

Matty returned to the hill, intent on wrapping up the championship. As Snodgrass told Larry Ritter half a century later:

*The first man up for Boston in the bottom of the 10th was Clyde Engle, who was pinch-hitting for Smoky Joe Wood. He hit a great big, lazy, high fly ball halfway between Red Murray in left field and me.... I yelled that I'd take it and waved Murray off, and—well—I dropped the darn thing. But instead of bunting [Engle to third for the tying run, Harry] Hooper cracked a drive way over my head. I made one of the greatest plays of my life on it, catching the ball over my shoulder while on the dead run in deep left center.*

No one else recalled that catch, which had nearly doubled off Engle, already at third base. Sixty-two years later, after a long, successful career in business, his *New York Times* obituary was headlined "Fred Snodgrass, 86, Dead; Ball Player Muffed 1912 Fly."

The Red Sox went on to win that World Series in 1912, their second of five straight through 1918. Then they sold Babe Ruth to the Yankees and did not win again until 2004. They lost in seven games in 1967 and, in a scapegoating echo, 1986. Tied at the end of nine with Boston leading the Mets three games to two, the Red Sox scored two in the top of the tenth. The Mets mounted a rally with two out and none on, staving off defeat with several two-strike hits. Mookie Wilson's roller then eluded first baseman Bill Buckner and the Mets won, going on to defeat Boston in Game 7.

Closers blow saves; infielders make errors on routine plays at awful times; cleanup hitters strike out with men on base; umpires miss calls, egregiously. Yes, playing the scapegoat is part of the tribal role for which baseball men sign on. Yes, this is the game you played when you were young ... and from a safe distance it still looks easy. But No, you would not have done better in their place.



An early edition of *The World* proclaimed the Giants' victory




Bonehead Barry, by Tad, May 13, 1909

**Fred Snodgrass, 86, Dead; Ball Player Muffed 1912 Fly**

VENTURA, Calif., April 5 (UPI)—Fred Carlisle Snodgrass, who muffed an easy fly that helped to cost the New York Giants the 1912 World Series, died today at the age of 86.

Mr. Snodgrass played nine years in major league baseball with the Giants and the Boston Braves before moving to California, where he became the Mayor of Oxnard, a banker and rancher. He described himself once as a "quick tempered 20-year-old kid," when he joined the Giants in 1908 for \$150 a month.

Mr. Snodgrass made a two-base muff of pinch-hitter Clyde Engle's easy pop fly to set up the tying run. One man walked and another singled, driving in Mr. Engle to tie the game, and put the winning run on third. A long outfield fly scored the winning run.



In this "Tale of Two Freds," Snodgrass



The climactic play, Game Six, 1986 World Series

# WEEKLY AWARDS

Shortstop Bobby Witt Jr. of the Kansas City Royals was selected the American League Player of the Week, and starting pitcher Cristopher Sánchez of the Philadelphia Phillies was named the National League Player of the Week.

Witt won his third career award after previously winning a pair of awards in 2024, earning honors on May 28<sup>th</sup> and July 22<sup>nd</sup>. It is the first honor for Kansas City since Witt's teammate, Vinnie Pasquantino, won twice last season on June 9<sup>th</sup> and August 25<sup>th</sup>. Along with his father, pitcher Bobby Sr., who won on July 3, 1994, the Witts were already one of 14 father-son combos ever to each win at least one Player of the Week Award. Sánchez earned his first career award, marking the first honor for a Phillies player since Kyle Schwarber won on September 2<sup>nd</sup> of last season, and the first award for a Phillies pitcher since Ranger Suarez was honored one week prior to Schwarber on August 25<sup>th</sup>.



## PLAYER OF THE WEEK



**Bobby Witt Jr.**  
Kansas City Royals



**Cristopher Sánchez**  
Philadelphia Phillies



## PLAY OF THE WEEK



**Jim Jarvis, Atlanta Braves**

Atlanta Braves rookie shortstop Jim Jarvis earned his first career Play of the Week Award, marking the 12<sup>th</sup> honor for Atlanta since the award's inception in 2019 and its first since Jurickson Profar won on August 11, 2025. The Braves' 12 awards are tied with the Milwaukee Brewers for the most by a National League club and rank second in the Majors behind only the Baltimore Orioles' 14 awards. Additional awards by the Braves include Charlie Culberson (7/8/2019); Nick Markakis (7/15/2019); Ronald Acuña Jr. (2x: 8/19/2019 & July 21, 2025); Adam Duvall (9/8/2020); Tyler Matzek (5/10/2021); a joint award to Ozzie Albies/Orlando Arcia (7/3/2023); Austin Riley (8/19/2024); and Michael Harris II (9/3/2024). With the game tied at 1-1 in the bottom of the fourth inning, Kyle Tucker hit a blooper into no-man's land behind shortstop as Jarvis, who was playing in just his second career game, ranged back and made an incredible diving catch to end the inning.

### 2026 WEEKLY AWARDS

DATE	AL PLAYER OF THE WEEK	NL PLAYER OF THE WEEK	PLAY OF THE WEEK
March 30 <sup>th</sup>	<b>Chase DeLauter, CLE</b> .353 (6-for-17), 4 HR, 5 RBI, 5 R, .353 OBP, 1.059 SLG	<b>Sal Stewart, CIN</b> .700 (7-for-10), 1 HR, 2 RBI, 3 2B, 3 BB, 2 R, .769 OBP, 1.300 SLG	Nasim Nuñez's <a href="#">Acrobatic Diving Stop</a>
April 6 <sup>th</sup>	<b>Yordan Alvarez, HOU</b> .471 (8-for-17), 3 HR, 8 RBI, 7 BB, 7 R, .615 OBP, 1.118 SLG	<b>Andy Pages, LAD</b> .583 (14-for-24), 2 HR, 7 RBI, 2 2B, 2 BB, 5 R, 1 SB, .615 OBP, .917 SLG	Jo Adell's <a href="#">Game-Saving Home Run Robbery</a>
April 13 <sup>th</sup>	<b>José Soriano, LAA</b> 2-0, 0.60 ERA(1 ER/15.0 IP), 5 H, 3 BB, 20 K, 0.53 WHIP, .102 OPP AVG	<b>James Wood, WSH</b> .545 (12-for-22), 3 HR, 8 RBI, 6 BB, 8 R, 2 SB, .655 OBP, 1.091 SLG	Jordan Beck's <a href="#">Home Run Robbery</a>
April 20 <sup>th</sup>	<b>José Ramírez, CLE</b> .364 (8-for-22), 4 HR, 5 RBI, 12B 8 BB, 8 R, 5 SB, .533 OBP, .955 SLG	<b>Nico Hoerner, CHC</b> .346 (9-for-26), 2 HR, 11 RBI, 1 BB, 4 R, 2 SB, .357 OBP, .577 SLG	Jackson Merrill's <a href="#">Home Run Robbery</a>
April 27 <sup>th</sup>	<b>Carlos Cortez, ATH</b> .542 (13-for-24), 3 HR, 7 RBI, 2 2B, 13B, 4 R, .542 OBP, 1.083 SLG	<b>Ildemaro Vargas, AZ</b> .364 (8-for-22), 4 HR, 12 RBI, 12B, 13B, 7 R, 5 SB, .364 OBP, 1.045 SLG	Nico Hoerner's <a href="#">Heads-Up Barehanded Snag</a>
May 4 <sup>th</sup>	<b>Byron Buxton, MIN</b> .345 (10-for-29), 5 HR, 7 RBI, 12B, 3 BB, 9 R, 2 SB, .406 OBP, .897 SLG	<b>Alec Burleson, STL</b> .407 (11-for-27), 2 HR, 11 RBI, 3 2B, 4 BB, 8 R, .484 OBP, .741 SLG	Nathan Church's <a href="#">Game-Saving Leaping Catch</a>
May 11 <sup>th</sup>	<b>Bobby Witt Jr., KC</b> .407 (11-for-27), 3 HR, 4 RBI, 2 2B, 2 BB, 7 R, 2 SB, .448 OBP, .815 SLG	<b>Cristopher Sánchez, PHI</b> 2-0, 0.00 ERA (0 ER/15.0 IP), 9 H, 1 BB, 17 K, 0.67 WHIP, .170 OPP. AVG	Jim Jarvis' <a href="#">Full-Extension Diving Catch</a>

# MONTHLY AWARDS

## PLAYERS OF THE MONTH

### MARCH/APRIL

**AL – Yordan Alvarez, Houston Astros**

*.356 (42-for-118), 12 HR, 27 RBI, 9 2B,  
21 BB, 25 R, 1 SB, .462 OBP, .737 SLG, 1.199 OPS*

**NL – Ildemaro Vargas, Arizona Diamondbacks**

*.378 (34-for-90) 6 HR, 20 RBI, 6 2B, 2 3B,  
3 BB, 19 R, .398 OBP, .689 SLG, 1.087 OPS*



## PITCHERS OF THE MONTH

### MARCH/APRIL

**AL – José Soriano, Los Angeles Angels**

*5-1, 0.84 ERA (4 ER/42.2 IP), 7 GS  
24 H, 16 BB, 49 SO, 0.94 WHIP, .164 OPP. AVG*

**NL – Shohei Ohtani, Los Angeles Dodgers**

*2-1, 0.60 ERA (2 ER/30.0 IP), 5 GS  
17 H, 9 BB, 34 SO, 0.87 WHIP, .160 OPP. AVG*



## ROOKIES OF THE MONTH

### MARCH/APRIL

**AL – Kevin McGonigle, Detroit Tigers**

*.328 (38-for-116) 2 HR, 13 RBI, 11 2B, 2 3B,  
19 BB, 22 R, 2 SB, .426 OBP, .509 SLG, .935 OPS*

**NL – Sal Stewart, Cincinnati Reds**

*.281 (32-for-114) 9 HR, 29 RBI, 6 2B,  
18 BB, 20 R, 7 SB, .373 OBP, .570 SLG, .943 OPS*



## RELIEVERS OF THE MONTH

### MARCH/APRIL

**AL – Louis Varland, Toronto Blue Jays**

*0.56 ERA (1 ER/16.0 IP), 4-for-4 SV,  
12 H, 4 BB, 26 SO, 1.00 WHIP, .214 OPP. AVG*

**NL – Mason Miller, San Diego Padres**

*1.17 ERA (2 ER/15.1 IP), 10-for-10 SV,  
6 H, 3 BB, 29 SO, 0.59 WHIP, .118 OPP. AVG*



# SARAH'S FAVORITE NOTES OF THE WEEK

*I'm Sarah Langs, a researcher for MLB.com, and I'm honored to have this space to share some of my favorite notes to wrap up each week of this wonderful sport.*

**POWER AND SPEED:** Oneil Cruz hit his 10<sup>th</sup> homer of the season on Sunday and stole his 15<sup>th</sup> base, in just his 39<sup>th</sup> game played this year. He became the third player to reach at least 10 home runs and 15 stolen bases before playing his 40<sup>th</sup> game of a season, joining 1987 Eric Davis and 1967 Lou Brock.

**NOT WASTING ANY PITCHES:** Bailey Ober threw a Maddux on Tuesday – that's a shutout in a game of at least nine innings on fewer than 100 pitches. It was his first career shutout, but not his first complete game in efficient fashion. It was the Twins' sixth complete game on fewer than 90 pitches since pitch counts began being tracked in 1988. Ober is the only pitcher on that franchise list twice, also doing so on June 22, 2024. The others: May 20, 2005 Carlos Silva (74 pitches), Oct. 2, 1992 John Smiley (80), April 17, 1992 Bill Krueger (85) and Sept. 26, 1989 Rick Aguilera (88). Only Ober on Tuesday and Krueger were shutouts.

**SHUTOUT SEASON AT LAST:** The Orioles shut out the Yankees on Wednesday, marking the first shutout Baltimore has been involved in on either side this season – in game 44. The last MLB team to go that long into a season without being part of one on either side was the 2017 Nationals, who pitched a shutout in their 48<sup>th</sup> game. The only other time in Orioles/Browns franchise history that they went this long into a season without being involved in a shutout was 1996, when they got shut out in their 67<sup>th</sup> game.

**HE IS SPEED:** Josh Bell had his first stolen base since Sept. 27, 2018 on Wednesday. It was the fifth of his career, but the gap is quite notable. Bell went 978 games in between, the longest streak by a batter in between two stolen bases since at least 1900, according to the Elias Sports Bureau.

**NOBODY BEATS THE MIZ:** Jacob Misiorowski was back at it on Wednesday with his high velocity. He threw 30 pitches at 101 mph or faster, the second-most by a pitcher in a game under pitch tracking (2008, including playoffs), behind 33 from Hunter Greene on Sept. 17, 2022. Misiorowski now has 55 career pitches of at least 102 mph including playoffs, 43 more than any other starter under tracking. Misiorowski now has nine career strikeouts at 102.0+ mph, including each of the four fastest by starters. All other starters combined under pitch tracking have four – Greene (two), Tarik Skubal (one) and Yordano Ventura (one).

**GRAND FINALE:** Daulton Varsho crushed a walk-off grand slam for the Blue Jays on Wednesday. It was the fifth walk-off grand slam in franchise history. Varsho joined Steve Pearce on July 27 and 30 in 2017, Gregg Zaun on Sept. 6, 2008 and George Bell on Sept. 4, 1988.

**CHURN IT UP:** Nick Kurtz extended his on-base streak to 36 games on Wednesday in grand fashion, crushing a grand slam. Entering Thursday, that's tied with 2006 Nick Swisher for the A's fourth-longest single-season on-base streak in the last 40 years. He trails 1996 Mark McGwire (48 games), 1998 Jason Giambi (39) and 1997 Giambi (39).

**SHOTIME:** Shohei Ohtani made his seventh pitching start of the season on Wednesday and lowered his ERA to 0.82. That's the second-lowest by a Dodgers pitcher in his first seven starts of a season since earned runs became official in the NL (1912), behind only 1981 Fernando Valenzuela's 0.29, which is the lowest MLB-wide in the first seven starts of a season (excluding openers).

**EWING FOR THREE – AND MORE:** A.J. Ewing had an electrifying debut on Tuesday, hitting a triple, drawing three walks and stealing a base. Ewing became the 17<sup>th</sup> player since at least 1900 with at least three walks in his MLB debut. Of the previous 16, none had triple, stolen base OR multiple RBI. Ewing did all three of those things, on top of his three walks. Then on Thursday, he hit his first career home run, marking his second career hit. He's the first player in Mets history with a triple and a homer, in either order, for his first two career hits, per Elias.

**CURRENT IRONMAN:** Matt Olson has played 825 consecutive games entering Thursday, dating to May 2, 2021. His streak is the 10th-longest in MLB history. The only other streaks of at least 700 consecutive games to begin in the divisional era (1969) are, of course, 1982-98 Cal Ripken Jr. (2,632 games), as well as 1975-83 Steve Garvey (1,207), 2000-07 Miguel Tejada (1,152), 1978-83 Pete Rose (745) and 1981-86 Dale Murphy (740).

**For more great notes and baseball tidbits, follow Sarah on Twitter ([@SlangOnSports](#))**



# UPON FURTHER REVIEW

Through Wednesday night's games, Major League Baseball has had 402 replay reviews, which have taken an average of one minute and twenty-five seconds. The 402 replay reviews consist of 345 Manager Challenges and 57 Crew Chief Reviews.

<b>402 Replay Reviews</b>
88 Confirmed (21.9%)
115 Stands (28.6%)
198 Overturned (49.3%)
1 Rules Check (0.2%)
0 Record Keeping (0.0%)
1:25 Average Time

# LINE DRIVES

## Compiled from Club Game Notes

**BIG AMISH:** Nick Kurtz hit his third career grand slam last night (all in interleague play) to extend his reaching base streak to 36 games. That is the longest in the Majors this year and the longest by an Athletic since Jack Cust had a 40-game streak from Aug. 28, 2008 to April 18, 2009. The franchise record is 62 set by Mark McGwire from Sept. 16, 1995-June 18, 1996. He is batting .293 (39-for-133) with 35 walks (.440 onbase percentage) during the streak. Overall, he is tied for second in the Majors in walks (39) and ranks third in on-base percentage (.418).

**THAT WAS 2 LEGIT 2 QUIT:** Per OptaStats, Gavin Sheets (2-for-4, HR, three RBI, R) became the first player in MLB history to hit a go-ahead 3+ run home run in the 9th inning three times in the same season (other: April 10 vs.COL, April 23 at COL). He is one of six NL players to record three-or-more home runs in high-leverage situations this season. It marked his 25<sup>th</sup> home run with the Padres, 10 of which have come in the seventh inning-or-later. Of the 25 home runs, 16 have been with the team behind or tied in the game and his round-tripper either tied the game up or put the Padres into the lead. 12 of his 16 RBI this season have come against relievers with 11 of them coming in high-leverage situations in the 7th or later. The Padres have the second-highest average in the league with runners in scoring position in the seventh inning-or-later at .331 (43-for-120) and are the only team with a 1.000+ OPS in such situations (1.019).

**15-POINT BUCK:** Byron Buxton has homered 15 times in his last 26 games (123 PA), since April 13. since that date, he leads baseball in home runs, two ahead of second-place Kyle Schwarber (13). Despite the early season homer drought, Buck's 15 home runs still rank tied for second in the AL on the entire season (tied for third in MLB). Since April 21, he has not gone more than three games without hitting a home run. Over the last full calendar year – since May 14, 2025 – Buck has hit 41 home runs in 128 games. Over his last 162 games (since April 1, 2025), he has hit 50 home runs. Buck is on pace to finish the season with 56 homers, his single-season career-high is 35 (2025).

**ELLYTRICITY:** In Wednesday's 10-inning, 8-7 loss against Washington, Elly De La Cruz went 2-for-5 with a double and a run scored, it was his career-high fifth consecutive multi-hit game. This is the longest such streak by a Red since Noelvi Marte had multiple hits in five straight games from 8/16-8/20, 2025. Entering play on Thursday, Elly has 12 hits over his last 24 at-bats to lift his batting average to a season-high .295. Among all Major League shortstops this season, ranks with the leaders in total bases (90, first), runs (31, 1st), avg exit velocity (94.3, first), extra base hits (19, tied for first), homers (10, second), SLG (.520, second), RBI (29, tied for second), games (43, tied for second), OPS (.876, third), hits (51, third), and stolen bases (9, tied for third).

**HICKS KEEPS CLICKING:** Liam Hicks recorded three RBI on Tuesday night at Minnesota to become one of four players in Marlins history to record at least 38 RBI in 40 games to start a season, joining Giancarlo Stanton (2015), Preston Wilson (2000), and Moisés Alou (1997). His 12 multi-RBI games are good for the most in MLB, while he also leads the Majors with eight games of three-or-more RBI. These eight such games are the most for a Marlin in the team's first 43 games to begin a season in Club history. With 38 RBI and 12 strikeouts entering today's game, Hicks remains the only player in the Majors this season with 35+ RBI and 15-or-fewer strikeouts; there is one other player with 25+ RBI and 15-or-fewer strikeouts: CHC's N. Hoerner (28 RBI and 15 K).

**AIR YORDAN:** Yordan Alvarez is batting .309 (50-for-162) with 10 doubles, 13 HR, 29 RBI and a 1.029 OPS (.418 OBP/.611 SLG). In the AL, he ranks first in total bases (99), tied for first in extra-base hits (23), second in OPS, tied for third in hits, tied for third in RBI, fourth in SLG, fourth in batting average, fourth in OBP and tied for fourth in homers. Alvarez has 355 career extra-base hits, which ties him with 3B Doug Rader for 10<sup>th</sup> in extra-base hits in Astros franchise history. The two immediately trail Bob Watson (410) for ninth on that all-time list.

**RECORD BOOKS:** Through 16 career starts, Nolan McLean is 6-3 with a 2.41 ERA (25 ER/93.1 IP) and 114 strikeouts. His ERA is the sixth best in franchise history through a player's first 16 career starts. His 114 strikeouts are the fourth-most in franchise history through a pitcher's first 16 career starts, only trailing Dwight Gooden's 125, Matt Harvey's 116 and Nolan Ryan's 115. He is one of three pitchers in Major League history to strike out 114+ batters and allow 25 or fewer earned runs through their first 16 starts (also: Matt Harvey 116 K and 25 ER, and Paul Skenes 121 K and 25 ER).

**THIS IS RANDY'S WORLD:** Last night, Randy Arozarena went two-for-five for his third-consecutive multi-hit game. Randy has hit safely in the last seven-consecutive games, during which he is batting .500 (14-for-28) with seven runs, two doubles, one home run, four RBI, three stolen bases and three HBP, reaching base at a .548 clip and slugging .679 for a 1.227 OPS. On Tuesday, Randy went four-for-four with four runs, two doubles, one home run, three RBI, one HBP and one SB, his eighth career four-hit game and first with the Mariners. It also marked his fourth career game reaching base safely five times. His 11 stolen bases rank eighth in the Majors and his .306 batting average ranks T-fifth in the AL.

**THE BLUEGRASS BOMBER:** Entering play on Thursday, Daylen Lile has hits in six straight games going 10-for-23 (.435) with two doubles, three home runs, eight RBI, a hit by pitch and three runs scored. He has also recorded multi-hit efforts in three straight. Playing in front of friends and family in the Major League stadium closest to where he grew up in Louisville, KY, Lile has homered three times in two games in Cincinnati. Lile recorded his first career multi-home run game (two home runs) against the Reds on Tuesday. He followed it with his second career go-ahead home run in extra innings on Wednesday night to cement the Nationals victory.

**THE KIDS ARE ALRIGHT:** Konnor Griffin doubled and scored a run on Wednesday vs. Colorado. He is batting .313 (21-for-67) with four doubles, one triple, three home runs, 11 RBI, seven walks, five stolen bases, 10 runs scored and a .910 OPS over his last 18 contests, dating back to April 24 at Milwaukee (his 20<sup>th</sup> birthday). Griffin ranks tied for fifth in the National League in hits and total bases (36), as well as ninth in OPS, during that time.

**SCHWARBOMBS AWAY:** On Tuesday night, Kyle Schwarber homered in his fifth consecutive game, tying a franchise record – Schwarber joins a list of seven other Phillies who have homered in five straight games. Schwarber has also hit six homers in his last five games – he's only the eighth Phillies player with six+ HR in a five-game span: Trea Turner in 2023 (six in five), Domonic Brown in 2013 (six in five), Chase Utley in 2008 (six in five), HOF Mike Schmidt (multiple times, most: seven in five in 1979 and 1976), Deron Johnson in 1971 (six in five), Dolph Camilli in 1936 (six in five) and HOF Chuck Klein (multiple times with six in five from 1929 to 1930).



# MLB ON-AIR THIS WEEK

(All Times ET)

	<b>SUNDAY NIGHT BASEBALL</b>		<b>TUESDAY</b>	
<b>Friday, May 15<sup>th</sup>:</b>	Toronto Blue Jays @ Detroit Tigers New York Yankees @ New York Mets	6:45 p.m. 7:15 p.m.		Apple TV Apple TV
<b>Saturday, May 16<sup>th</sup>:</b>	Baltimore Orioles @ Washington Nationals San Diego Padres @ Seattle Mariners New York Yankees @ New York Mets	4:05 p.m. 7:15 p.m. 7:15 p.m.		FS1 FOX FOX
<b>Sunday, May 17<sup>th</sup>:</b>	Miami Marlins @ Tampa Bay Rays San Diego Padres @ Seattle Mariners	12:15 p.m. 7:20 p.m.		Peacock/NBCSN Peacock/NBCSN
<b>Monday, May 18<sup>th</sup>:</b>	Cleveland Guardians @ Detroit Tigers	6:40 p.m.		FS1
<b>Tuesday, May 19<sup>th</sup>:</b>	Toronto Blue Jays @ New York Yankees	7:05 p.m.		TBS

**Rivalry Weekend Takes National Spotlight on Apple TV, FOX and Peacock**

*Please note: Games on FS1 and TBS are available locally on Regional Sports Networks and/or via Club DTC products for fans watching in the Clubs' market*

<b>Thursday, May 14<sup>th</sup>:</b>	Colorado Rockies @ Pittsburgh Pirates San Francisco Giants @ Los Angeles Dodgers	12:35 p.m. 10:10 p.m.	
<b>Friday, May 15<sup>th</sup>:</b>	Boston Red Sox @ Atlanta Braves	7:15 p.m.	
<b>Saturday, May 16<sup>th</sup>:</b>	Los Angeles Dodgers @ Los Angeles Angels	9:38 p.m.	
<b>Sunday, May 17<sup>th</sup>:</b>	San Francisco Giants @ Athletics	4:05 p.m.	
<b>Monday, May 18<sup>th</sup>:</b>	Los Angeles Dodgers @ San Diego Padres	9:40 p.m.	
<b>Tuesday, May 19<sup>th</sup>:</b>	Los Angeles Dodgers @ San Diego Padres	9:40 p.m.	
<b>Wednesday, May 20<sup>th</sup>:</b>	Cincinnati Reds @ Philadelphia Phillies Toronto Blue Jays @ New York Yankees	1:05 p.m. 7:05 p.m.	
<b>Thursday, May 21<sup>st</sup>:</b>	Cleveland Guardians @ Detroit Tigers Toronto Blue Jays @ New York Yankees	1:10 p.m. 7:05 p.m.	

*Please note: Most games are available locally on Regional Sports Networks and/or via Club DTC products for fans watching in the Clubs' market*

## SiriusXM

<u>American League SiriusXM Channels</u>		<u>National League SiriusXM Channels</u>	
Athletics	Channel 841	Arizona Diamondbacks	Channel 840
Baltimore Orioles	Channel 843	Atlanta Braves	Channel 842
Boston Red Sox	Channel 844	Chicago Cubs	Channel 845
Chicago White Sox	Channel 846	Cincinnati Reds	Channel 847
Cleveland Guardians	Channel 848	Colorado Rockies	Channel 849
Detroit Tigers	Channel 850	Los Angeles Dodgers	Channel 854
Houston Astros	Channel 851	Miami Marlins	Channel 855
Kansas City Royals	Channel 852	Milwaukee Brewers	Channel 856
Los Angeles Angels	Channel 853	New York Mets	Channel 858
Minnesota Twins	Channel 857	Philadelphia Phillies	Channel 860
New York Yankees	Channel 859	Pittsburgh Pirates	Channel 861
Seattle Mariners	Channel 864	San Diego Padres	Channel 862
Tampa Bay Rays	Channel 866	San Francisco Giants	Channel 863
Texas Rangers	Channel 867	St. Louis Cardinals	Channel 865
Toronto Blue Jays	Channel 868	Washington Nationals	Channel 869

Channel 89

Visit <https://www.mlb.com/watch> for details on where to watch!