







# TWINS MINOR LEAGUE REPORT



Twins



Saturday, September 6, 2025

	TEAM	LEVEL	RECORD	YESTERDAY'S SCORE
	St. Paul Saints	TRIPLE-A	58-76; 18.5 GB	L, 4-5 (10) at Louisville
	Wichita Wind Surge	DOUBLE-A	71-59; 12.0 GB	L, 1-6 (7) vs. Tulsa
	Cedar Rapids Kernels	HIGH-A	72-58; T-1st in Midwest League West (Clinched Division, 1st Half)	W, 7-5 at Quad Cities
	Fort Myers Mighty Mussels	LOW-A	52-72; 20.0 GB	W, 4-1 (7) vs. St. Lucie
	FCL Twins	ROOKIE	39-20; Clinched South Division...1-2 in Playoffs; Lost FCL Championship Series 0-2	Offseason
	DSL Twins	DSL	24-32; 18.0 GB...Finished 6th in DSL East Division	Offseason

**Louisville Bats (64-72) 5, St. Paul Saints (58-76) 4**  
**Sep 5th, 2025**

	1	2	3	4	5	6	7	8	9	10	R	H	E
<b>St. Paul</b>	1	0	1	0	2	0	0	0	0	0	4	12	0
<b>Louisville</b>	1	0	0	0	0	1	1	0	1	1	5	13	0

None out when winning run scored.

<b>St. Paul</b>														<b>Louisville</b>													
AVG	AB	R	H	2B	3B	HR	RBI	BB	SO	PO	A	AVG	AB	R	H	2B	3B	HR	RBI	BB	SO	PO	A				
Eeles, 2B	.269	4	1	1	0	0	0	0	1	2	3	Dunn, LF	.292	4	2	2	0	1	0	2	1	1	2	0			
Fedko, K, LF	.298	4	1	1	0	0	0	0	1	1	1	Rodríguez, H, RF	.299	4	0	1	0	0	0	0	0	0	1	0			
Jenkins, CF	.243	4	1	2	0	0	0	0	1	0	3	Urbaz, DH	.320	4	1	1	0	0	1	0	0	0	0	0			
Gonzalez, G, RF	.309	5	0	2	1	0	0	1	0	1	3	Rios, 1B	.244	5	0	3	0	0	2	0	1	9	0				
Sabato, 1B	.263	4	1	1	0	0	0	1	1	1	10	Hinds, CF	.300	4	0	2	0	0	0	0	0	0	4	0			
McCusker, DH	.244	5	0	1	0	0	0	0	0	2	0	Vilade, 2B	.285	4	0	1	0	0	0	0	0	1	1				
Winkel, C	.239	4	0	1	0	0	0	0	1	0	4	Encarnacion-Strand, 3B	.250	4	1	2	0	0	0	0	1	2	3				
1-Cardenas, PR-C	.216	0	0	0	0	0	0	0	0	0	0	1-Faltine, PR	.189	0	1	0	0	0	0	0	0	0	0				
Schobel, 3B	.211	5	0	2	0	0	0	1	0	1	2	Jordan, 3B	.235	0	0	0	0	0	0	0	0	0	0				
Holland, SS	.198	5	0	1	0	0	0	0	0	1	2	Wendzel, SS	.252	4	0	1	0	0	0	0	0	1	1	4			
Abel, P	.000	0	0	0	0	0	0	0	0	0	0	Higgins, P, C	.238	2	0	0	0	0	0	0	1	6	0				
Rozek, P	.000	0	0	0	0	0	0	0	0	0	0	a-Joe, PH	.197	1	0	0	0	0	0	0	0	0	0				
Ramírez, E, P	.000	0	0	0	0	0	0	0	0	0	1	Yang, C	.240	0	0	0	0	0	0	0	0	0	2	0			
McCaughan, P	.000	0	0	0	0	0	0	0	0	0	0	Franco, J, P	.000	0	0	0	0	0	0	0	0	0	1	0			
<b>Totals</b>	<b>.247</b>	<b>40</b>	<b>4</b>	<b>12</b>	<b>1</b>	<b>0</b>	<b>0</b>	<b>3</b>	<b>4</b>	<b>8</b>	<b>27</b>	<b>12</b>	Komar, P	.000	0	0	0	0	0	0	0	0	0	1			
													Moll, P	.000	0	0	0	0	0	0	0	0	0	0			
													Valdez, Jo, P	.000	0	0	0	0	0	0	0	0	0	0			
													Farmer, B, P	.000	0	0	0	0	0	0	0	0	1	1			
													Mey, P	.000	0	0	0	0	0	0	0	0	0	0			
													<b>Totals</b>	<b>.258</b>	<b>36</b>	<b>5</b>	<b>13</b>	<b>0</b>	<b>1</b>	<b>0</b>	<b>5</b>	<b>1</b>	<b>5</b>	<b>30</b>	<b>10</b>		

1-Ran for Winkel in the 10th.

**BATTING**

**2B:** Gonzalez, G (4, Valdez, Jo).

**TB:** Eeles; Fedko, K; Gonzalez, G 3; Holland; Jenkins 2; McCusker; Sabato; Schobel 2; Winkel.

**RBI:** Gonzalez, G (18); Sabato (38); Schobel (6).

**Runners left in scoring position, 2 out:** Sabato; Eeles; Jenkins; McCusker 2; Fedko, K; Holland 2; Winkel 2.

**GIDP:** Fedko, K; Gonzalez, G.

**Team RISP:** 2-for-19.

**Team LOB:** 13.

**FIELDING**

**Outfield assists:** Gonzalez, G (Rodríguez, H at 2nd base).

a-Popped out for Higgins, P in the 9th. 1-Ran for Encarnacion-Strand in the 9th.

**BATTING**

**3B:** Dunn (2, McCaughan).

**TB:** Dunn 4; Encarnacion-Strand 2; Hinds 2; Rios 3; Rodríguez, H; Urbaz; Vilade; Wendzel.

**RBI:** Dunn 2 (36); Rios 2 (88); Urbaz (45).

**2-out RBI:** Dunn.

**Runners left in scoring position, 2 out:** Vilade; Rodríguez, H; Urbaz 2.

**SAC:** Higgins, P.

**SF:** Urbaz.

**Team RISP:** 3-for-8.

**Team LOB:** 9.

**FIELDING**

**DP:** 2 (Encarnacion-Strand-Rios; Wendzel-Rios).

<b>St. Paul</b>												<b>Louisville</b>											
ERA	IP	H	R	ER	BB	SO	HR	BF	ERA	IP	H	R	ER	BB	SO	HR	BF						
Abel	2.19	5.0	3	1	1	1	4	0	18	Franco, J	3.79	3.0	4	2	2	2	4	0	15				
Rozek (H, 1)	6.65	1.0	4	1	1	0	0	6	Komar	4.50	2.0	5	2	2	1	1	0	12					
Ramírez, E (H, 2)	5.79	2.0	3	1	1	0	1	9	Moll	6.98	1.0	0	0	0	0	0	0	3					
McCaughan (L, 5-6)(BS, 2)	4.89	1.0	3	2	1	0	0	7	Valdez, Jo	7.11	1.1	3	0	0	0	0	0	7					
<b>Totals</b>	<b>5.37</b>	<b>9.0</b>	<b>13</b>	<b>5</b>	<b>4</b>	<b>1</b>	<b>5</b>	<b>0</b>	<b>40</b>	Farmer, B	3.00	1.2	0	0	0	1	1	0	6				
										Mey (W, 4-3)	2.65	1.0	0	0	0	0	2	0	3				
										<b>Totals</b>	<b>4.75</b>	<b>10.0</b>	<b>12</b>	<b>4</b>	<b>4</b>	<b>4</b>	<b>8</b>	<b>0</b>	<b>46</b>				

McCaughan pitched to 1 batter in the 10th.

**HBP:** Eeles 2 (by Franco, J, by Moll); Rodríguez, H (by McCaughan).

**Pitches-strikes:** Abel 70-44; Rozek 22-15; Ramírez, E 35-24; McCaughan 20-13; Franco, J 65-38; Komar 34-21; Moll 9-4; Valdez, Jo 27-18; Farmer, B 24-12; Mey 18-12.

**Groundouts-flyouts:** Abel 4-3; Rozek 0-0; Ramírez, E 5-0; McCaughan 1-1; Franco, J 2-1; Komar 3-1; Moll 1-1; Valdez, Jo 4-0; Farmer, B 2-1; Mey 0-1.

**Batters faced:** Abel 18; Rozek 6; Ramírez, E 9; McCaughan 7; Franco, J 15; Komar 12; Moll 3; Valdez, Jo 7; Farmer, B 6; Mey 3.

**Inherited runners-scored:** Farmer, B 2-0.

**Umpires:** HP: Dane Poncsak. 1B: Jonathan Parra. 3B: Joe McCarthy.

**Official Scorer:** Nick Evans.

**Weather:** 78 degrees, Cloudy.

**Wind:** 7 mph, L To R.

**First pitch:** 7:16 PM.

**T:** 2:53.

**Att:** 3,464.

**Venue:** Louisville Slugger Field.

**September 5, 2025**

St. Paul Saints Hitting - 2025 - Regular Season - All Players																											
#	Player	Team	B	AVG	G	AB	R	H	TB	2B	3B	HR	RBI	BB	IBB	SO	SB	CS	OBP	SLG	OPS	PA	SAC	SF	HBP	GIDP	E
4	Alvarez, A	STP	R	.226	38	137	19	31	50	7	0	4	22	14	0	44	0	0	.307	.365	.672	153	0	0	2	1	4
30	Bischoff, K	STP	R	.000	28	1	0	0	0	0	0	0	0	0	0	1	0	0	.000	.000	.000	1	0	0	0	0	1
46	Bosiokovic, J	STP	R	.000	19	1	0	0	0	0	0	0	0	0	0	1	0	0	.000	.000	.000	1	0	0	0	0	1
26	Bride, J	STP	R	.245	32	106	22	26	42	7	0	3	16	21	0	26	1	0	.380	.396	.776	129	0	0	2	2	2
19	Camargo, J	STP	R	.212	31	113	11	24	36	6	0	2	13	7	0	46	1	0	.258	.319	.577	120	0	0	0	4	2
18	Cardenas, N	STP	R	.216	30	88	12	19	42	2	0	7	13	11	0	24	0	0	.317	.477	.794	101	0	0	2	0	3
57	Cartaya, D	STP	R	.085	20	59	4	5	8	0	0	1	1	9	0	40	0	0	.217	.136	.353	69	0	0	1	3	3
11	Eeles, P	STP	L	.269	75	275	45	74	95	7	1	4	31	39	0	55	20	7	.384	.345	.729	334	1	4	15	5	11
62	Fedko, K	STP	R	.298	28	114	22	34	59	7	0	6	18	13	0	29	7	2	.372	.518	.890	129	0	1	1	2	2
1	Fitzgerald, R	STP	L	.277	59	213	30	59	100	16	2	7	31	28	0	58	5	4	.367	.469	.836	245	0	1	3	4	4
45	Ford, M	STP	L	.239	49	163	24	39	71	8	0	8	27	27	0	47	0	2	.351	.436	.787	191	0	0	1	3	3
16	Gasper, M	STP	S	.285	47	179	32	51	95	14	0	10	26	25	1	38	2	0	.385	.531	.916	208	0	0	4	1	1
32	Gonzalez, G	STP	R	.309	25	97	9	30	46	4	0	4	18	6	0	17	2	1	.352	.474	.826	108	0	3	2	6	2
8	Holland, W	STP	R	.198	66	197	33	39	67	7	0	7	28	20	0	66	10	3	.289	.340	.629	229	1	4	7	1	4
54	Houghton, M	STP	R	.200	3	5	2	1	4	0	0	1	1	0	0	3	0	0	.200	.800	1.000	5	0	0	0	0	0
23	Jenkins, W	STP	L	.243	10	37	4	9	14	3	1	0	1	6	0	9	1	0	.364	.378	.742	44	0	0	1	0	0
26	Jensen, R	STP	R	.000	21	0	0	0	0	0	0	0	0	0	0	0	0	0	.000	.000	.000	0	0	0	0	0	1
63	Julien, E	STP	L	.276	70	239	33	66	111	8	2	11	34	53	2	82	5	1	.415	.464	.879	299	0	2	5	4	4
4	Keaschall, L	STP	R	.263	28	95	16	25	32	2	1	1	9	17	0	17	11	2	.373	.337	.710	118	0	4	2	2	0
65	Keirseay Jr., D	STP	L	.257	29	113	21	29	52	8	3	3	20	12	0	30	4	0	.336	.460	.796	128	0	1	2	3	0
20	Lee, B	STP	S	.300	3	10	0	3	3	0	0	0	0	1	0	2	0	0	.364	.300	.664	11	0	0	0	0	0
26	Lewis, R	STP	R	.129	9	31	3	4	5	1	0	0	1	1	0	8	0	0	.152	.161	.313	33	0	1	0	0	0
51	Lovelady, R	STP	L	.000	19	0	0	0	0	0	0	0	0	0	0	0	0	0	.000	.000	.000	0	0	0	0	0	0
43	MacLeod, C	STP	L	.000	8	1	0	0	0	0	0	0	0	0	0	1	0	0	.000	.000	.000	1	0	0	0	0	1
47	Martin, A	STP	R	.319	32	113	13	36	45	6	0	1	14	21	0	17	2	2	.431	.398	.829	137	0	1	2	1	0
9	McCusker, C	STP	R	.244	105	389	57	95	186	25	0	22	70	36	0	148	5	2	.314	.478	.792	437	0	3	5	9	1
64	Miranda, J	STP	R	.195	81	303	30	59	93	13	0	7	26	28	0	50	1	0	.274	.307	.581	336	0	0	5	11	5
62	Morales, J	STP	R	.249	74	229	37	57	92	11	3	6	26	29	0	49	4	1	.349	.402	.751	269	0	3	8	2	1
67	Outman, J	OKC	L	.289	70	284	61	82	168	20	3	20	74	39	1	101	14	3	.378	.592	.970	333	0	5	5	0	0
67	Outman, J	STP	L	.235	12	51	9	12	25	2	1	3	10	6	1	19	3	0	.316	.490	.806	57	0	0	0	0	0
67	Outman, J	2 Teams	L	.281	82	335	70	94	193	22	4	23	84	45	2	120	17	3	.369	.576	.945	390	0	5	5	0	0
57	Pereda, J	LV	R	.319	27	91	15	29	40	5	0	2	15	13	0	23	0	0	.400	.440	.840	105	0	1	0	4	1
57	Pereda, J	STP	R	.294	20	68	13	20	34	6	1	2	10	18	0	17	0	0	.448	.500	.948	87	0	0	1	0	1
57	Pereda, J	2 Teams	R	.308	47	159	28	49	74	11	1	4	25	31	0	40	0	0	.422	.465	.887	192	0	1	1	4	2
49	Prato, A	IND	R	.125	3	8	0	1	1	0	0	0	1	3	0	3	0	0	.364	.125	.489	11	0	0	0	0	0
49	Prato, A	STP	R	.259	82	228	38	59	82	9	1	4	20	37	0	48	16	3	.396	.360	.756	284	1	2	16	5	4
49	Prato, A	2 Teams	R	.254	85	236	38	60	83	9	1	4	21	40	0	51	16	3	.395	.352	.747	295	1	2	16	5	4
2	Rodriguez, E	STP	L	.254	43	138	27	35	59	7	1	5	23	34	0	58	7	3	.411	.428	.839	175	0	0	3	1	2
40	Sabato, A	STP	R	.263	55	205	25	54	99	7	1	12	38	13	0	73	0	0	.306	.483	.789	222	0	3	1	4	2
4	Schobel, T	STP	R	.211	19	57	4	12	19	4	0	1	6	6	0	20	0	1	.308	.333	.641	65	0	0	2	2	2
12	Severino, Y	STP	S	.196	33	102	14	20	33	7	0	2	10	23	0	44	1	0	.344	.324	.668	125	0	0	0	5	4
63	Shuffield, D	STP	R	.150	11	20	1	3	3	0	0	0	0	1	0	7	0	0	.190	.150	.340	21	0	0	0	0	1
40	Speas, A	STP	R	.000	15	0	0	0	0	0	0	0	0	0	0	0	0	0	.000	.000	.000	0	0	0	0	0	0
60	Wallner, M	STP	L	.320	6	25	8	8	24	1	0	5	13	2	0	6	0	0	.370	.960	1.330	27	0	0	0	0	0
61	Whorff, J	STP	R	.000	24	1	0	0	0	0	0	0	0	0	0	0	0	0	.000	.000	.000	1	0	0	0	0	1
38	Winkel, P	STP	L	.239	40	142	14	34	62	7	0	7	22	11	0	53	0	0	.299	.437	.736	154	0	0	1	6	1
<b>STP</b>				<b>.247</b>	<b>134</b>	<b>4345</b>	<b>632</b>	<b>1072</b>	<b>1788</b>	<b>212</b>	<b>18</b>	<b>156</b>	<b>598</b>	<b>575</b>	<b>4</b>	<b>1253</b>	<b>108</b>	<b>34</b>	<b>.345</b>	<b>.412</b>	<b>.757</b>	<b>5054</b>	<b>3</b>	<b>33</b>	<b>94</b>	<b>87</b>	<b>83</b>
<b>OPP</b>				<b>.269</b>	<b>134</b>	<b>4425</b>	<b>741</b>	<b>1190</b>	<b>1976</b>	<b>250</b>	<b>22</b>	<b>164</b>	<b>701</b>	<b>570</b>	<b>2</b>	<b>1204</b>	<b>154</b>	<b>42</b>	<b>.358</b>	<b>.447</b>	<b>.805</b>	<b>5123</b>	<b>20</b>	<b>38</b>	<b>69</b>	<b>84</b>	

St. Paul Saints Pitching - 2025 - Regular Season - All Players																												
#	Player	Team	T	W	L	ERA	G	GS	CG	SHO	GF	HLD	SV	SVO	IP	H	R	ER	HR	HB	BB	IBB	SO	AVG	WP	BK	GDP	TBF
45	Abel, M	LHV	R	7	2	2.31	13	13	0	0	0	0	0	0	74.0	54	21	19	5	2	32	0	81	.200	4	1	3	305
45	Abel, M	STP	R	0	0	1.77	4	4	0	0	0	0	0	0	20.1	10	4	4	1	0	7	0	27	.152	1	0	3	74
45	Abel, M	2 Teams	R	7	2	2.19	17	17	0	0	0	0	0	0	94.1	64	25	23	6	2	39	0	108	.190	5	1	6	379
39	Adams, T	STP	R	4	4	3.93	23	5	0	0	9	2	3	4	68.2	64	32	30	5	3	23	0	64	.245	5	1	6	291
47	Baker, T	STP	R	2	3	5.22	19	4	0	0	7	1	2	5	39.2	46	26	23	9	1	19	0	44	.284	3	0	0	184
54	Beede, T	STP	R	1	0	8.00	7	1	0	0	3	0	1	1	9.0	12	8	8	3	0	9	0	7	.324	1	0	1	46
30	Bischoff, K	STP	R	4	2	6.03	28	0	0	0	9	3	1	3	34.1	30	28	23	1	5	28	0	37	.231	7	0	2	164
32	Blewett, S	NOR	R	0	1	18.00	1	1	0	0	0	0	0	0	1.0	3	2	2	0	0	0	0	0	.600	0	0	0	6
32	Blewett, S	STP	R	0	1	11.57	2	0	0	0	1	0	0	1	2.1	3	3	3	0	0	2	0	3	.300	0	0	0	12
32	Blewett, S	2 Teams	R	0	2	13.50	3	1	0	0	1	0	0	1	3.1	6	5	5	0	0	2	0	3	.400	0	0	0	18
46	Bosiokovic, J	STP	R	0	3	7.66	19	0	0	0	8	2	0	1	22.1	20	19	19	5	4	19	0	26	.235	3	0	1	109
24	Bradley, T	DUR	R	1	0	0.00	1	1	0	0	0	0	0	0	7.0	0	0	0	0	0	2	0	3	.000	0	0	0	24
24	Bradley, T	STP	R	0	0	7.53	3	3	0	0	0	0	0	0	14.1	21	12	12	4	1	2	0	18	.339	0	0	2	65
24	Bradley, T	2 Teams	R	1	0	5.06	4	4	0	0	0	0	0	0	21.1	21	12	12	4	1	4	0	21	.250	0	0	2	89
52	Cabrera, G	STP	L	0	0	9.00	1	0	0	0	1	0	0	0	1.0	2	1	1	1	0	0	0	1	.400	0	1	0	5
52	Cabrera, G	SYR	L	1	0	7.88	7	0	0	0	3	1	2	2	8.0	4	7	7	1	1	5	0	12	.143	1	1	0	34
52	Cabrera, G	2 Teams	L	1	0	8.00	8	0	0	0	4	1	2	2	9.0	6	8	8	2	1	5	0	13	.182	1	2	0	39
	Coulombe, D	STP	L	0	0	0.00	1	0	0	0	0	0	0	0	1.0	0	0	0	0	0	0	0	0	.000	0	0	0	3
	Davis, N	OKC	R	3	0	3.94	21	2	0	0	2	3	1	2	32.0	24	16	14	2	4	15	0	38	.207	2	1	2	138
	Davis, N	STP	R	1	0	3.97	10	0	0	0	5	0	2	2	11.1	8	5	5	2	2	7	0	11	.195	1	0	1	50
	Davis, N	2 Teams	R	4	0	3.95	31	2	0	0	7	3	3	4	43.1	32	21	19	4	6	22	0	49	.204	3	1	3	188
23	Dobnak, R	STP	R	1	7	7.12	17	10	0	0	1	0	0	2	60.2	69	51	48	11	6	35	0	42	.291	1	0	7	285
23	Dobnak, R	TOL	R	1	0	3.45	6	6	0	0	0	0	0	0	28.2	27	12	11	2	2	12	0	29	.250	0	0	2	123
23	Dobnak, R	2 Teams	R	2	7	5.94	23	16	0	0	1	0	0	2	89.1	96	63	59	13	8	47	0	71	.278	1	0	9	408
41	Feigl, B	STP	L	2	1	5.93	12	0	0	0	3	1	2	4	13.2	15	11	9	2	0	5	0	16	.263	3	0	1	62
58	Festa, D	STP	R	2	1	2.59	7	7	0	0	0	0	0	0	31.1	24	10	9	2	0	7	0	39	.211	1	0	0	122
53	Funderburk, K	STP	L	3	0	1.78	19	0	0	0	8	0	2	3	25.1	18	6	5	2	3	9	0	25	.200	3	0	1	104
51	Gillispie, C	JAX	R	3	0	4.28	8	7	0	0	0	0	0	0	33.2	22	19	16	7	2	16	0	22	.186	0	0	1	140
51	Gillispie, C	STP	R	1	1	14.49	4	3	0	0	0	0	0	0	13.2	22	22	22	6	2	9	0	6	.379	1	0	1	70
51	Gillispie, C	2 Teams	R	4	1	7.23	12	10	0	0	0	0	0	0	47.1	44	41	38	13	4	25	0	28	.250	1	0	2	210
26	Jensen, R	STP	R	2	4	6.59	21	1	0	0	6	3	0	0	28.2	27	24	21	4	1	26	0	39	.257	2	0	2	138
60	Klein, J	STP	R	0	3	5.60	5	2	0	0	0	0	0	0	17.2	17	12	11	0	2	7	0	26	.246	2	0	0	78
20	Laweryson, C	STP	R	2	1	2.74	15	0	0	0	7	1	0	1	23.0	20	8	7	2	1	8	0	24	.230	0	0	2	96
31	Lewis, C	STP	R	3	6	7.32	21	11	0	0	1	0	0	3	67.2	77	56	55	12	2	63	0	81	.284	7	0	2	339
52	López, P	STP	R	0	2	2.81	4	4	0	0	0	0	0	0	16.0	17	5	5	2	1	2	0	18	.279	0	0	3	65
51	Lovelady, R	STP	L	0	1	1.31	19	0	0	0	8	4	6	6	20.2	15	6	3	2	0	7	0	22	.200	1	0	1	83
51	Lovelady, R	SYR	L	0	0	1.46	11	1	0	0	4	1	1	1	12.1	9	2	2	1	3	5	0	14	.205	0	0	1	52
51	Lovelady, R	2 Teams	L	0	1	1.36	30	1	0	0	12	5	7	7	33.0	24	8	5	3	3	12	0	36	.202	1	0	2	135
43	MacLeod, C	STP	L	2	1	7.20	8	2	0	0	1	1	0	1	25.0	30	21	20	5	0	22	0	33	.297	2	0	3	125
52	Matthews, Z	STP	R	2	1	1.72	8	8	0	0	0	0	0	0	36.2	31	9	7	1	0	9	0	47	.225	2	0	3	148
25	McCaughan, D	STP	R	5	6	4.89	24	10	0	0	2	1	0	2	88.1	105	54	48	19	8	31	0	83	.294	2	0	3	399
66	Misiewicz, A	STP	L	2	2	4.02	26	0	0	0	18	1	8	10	31.1	23	17	14	5	0	10	2	29	.213	3	0	3	120
37	Morris, A	STP	R	4	4	4.08	18	16	0	0	0	0	0	1	79.1	87	40	36	9	3	25	0	81	.285	4	1	6	338
45	Nowlin, J	STP	L	0	0	10.80	2	0	0	0	1	0	0	0	1.2	4	2	2	2	0	2	0	3	.400	0	0	0	12
	Ober, B	STP	R	0	0	1.00	2	2	0	0	0	0	0	0	9.0	6	1	1	1	0	1	0	9	.188	0	0	0	33
13	Ohl, P	STP	R	0	2	3.29	9	4	0	0	3	0	1	2	27.1	25	11	10	3	1	6	0	30	.231	0	0	0	115
46	Percival, C	STP	R	0	1	24.00	3	0	0	0	2	0	0	1	3.0	8	8	8	0	1	5	0	2	.500	2	0	1	22
49	Prato, A	STP	R	0	0	31.50	3	0	0	0	2	0	0	0	2.0	8	7	7	3	0	1	0	0	.571	0	0	0	15
46	Prielipp, C	STP	L	0	1	6.00	2	1	0	0	1	0	0	0	6.0	9	4	4	1	0	5	0	10	.346	0	0	1	31
50	Ramírez, E	STP	R	1	1	5.79	9	0	0	0	5	2	0	0	14.0	17	10	9	1	0	4	0	13	.288	0	0	0	64
48	Raya, M	STP	R	2	8	5.90	25	20	0	0	1	1	0	0	90.0	94	65	59	13	6	54	0	97	.269	11	1	13	413
54	Rojas, K	BUF	L	0	1	10.80	1	1	0	0	0	0	0	0	5.0	10	6	6	2	0	2	0	6	.435	1	0	1	25
54	Rojas, K	STP	L	1	1	7.41	5	5	0	0	0	0	0	0	17.0	23	19	14	3	1	12	0	19	.311	2	0	1	88
54	Rojas, K	2 Teams	L	1	2	8.18	6	6	0	0	0	0	0	0	22.0	33	25	20	5	1	14	0	25	.340	3	0	2	113
12	Rozek, A	STP	L	1	0	6.65	10	2	0	0	2	1	0	0	23.0	34	17	17	3	2	12	0	14	.358	0	0	5	110
40	Speas, A	STP	R	2	2	11.12	15	0	0	0	3	1	1	2	17.0	27	22	21	1	1	20	0	20	.365	3	0	1	98
55	Stankiewicz, J	STP	R	1	1	2.35	5	1	0	0	0	1	0	0	7.2	4	2	2	0	0	5	0	12	.160	0	0	1	30
60	Tonkin, M	STP	R	2	0	4.82	18	0	0	0	4	2	0	2	28.0	27	16	15	7	5	7	0	34	.252	0	0	1	121
54	Ureña, J	STP	R	0	1	4.05	6	4	0	0	0	1	0	0	13.1	13	6	6	1	2	10	0	13	.271	0	0	3	60
54	Ureña, J	SYR	R	0	1	2.89	3	3	0	0	0	0	0	0	9.1	9	3	3	0	1	4	0	8	.250	0	1	1	41
54	Ureña, J	2 Teams	R	0	2	3.57	9	7	0	0	0	1	0	0	22.2	22	9	9	1	3	14	0	21	.262	0	1	4	101
61	Whorff, J	STP	R	3	3	7.46	24	0	0	0	10	0	1	3	41.0	51	37	34	6	3	18	0	43	.300	2	0	2	194
50	Woods Richardson, S	STP	R	2	0	4.43	5	4</																				

**International League Standings - 2025 - Regular Season**

<b>INT East</b>	<b>W</b>	<b>L</b>	<b>PCT</b>	<b>GB</b>	<b>L10</b>	<b>STRK</b>	<b>HOME</b>	<b>ROAD</b>	<b>RS</b>	<b>RA</b>	<b>DIFF</b>
Scranton/WB	80	53	.602	-	6-4	L1	42-25	38-28	748	613	135
Lehigh Valley	80	54	.597	0.5	8-2	W1	42-24	38-30	779	698	81
^ - Jacksonville	80	56	.588	1.5	5-5	L1	40-28	40-28	617	547	70
Durham	76	58	.567	4.5	6-4	W1	39-29	37-29	628	533	95
Syracuse	69	67	.507	12.5	5-5	W1	34-35	35-32	670	674	-4
Worcester	68	67	.504	13.0	4-6	W1	35-31	33-36	692	664	28
Charlotte	61	75	.449	20.5	3-7	W1	31-37	30-38	711	774	-63
Norfolk	58	74	.439	21.5	3-7	W2	27-38	31-36	649	696	-47
Buffalo	55	77	.417	24.5	6-4	L1	32-35	23-42	589	697	-108
Rochester	54	79	.406	26.0	6-4	W1	25-44	29-35	669	820	-151
<b>INT West</b>	<b>W</b>	<b>L</b>	<b>PCT</b>	<b>GB</b>	<b>L10</b>	<b>STRK</b>	<b>HOME</b>	<b>ROAD</b>	<b>RS</b>	<b>RA</b>	<b>DIFF</b>
Indianapolis	77	58	.570	-	4-6	W1	46-23	31-35	639	614	25
Nashville	74	60	.552	2.5	6-4	L2	40-28	34-32	656	574	82
Toledo	75	61	.551	2.5	4-6	L1	39-30	36-31	709	629	80
Memphis	72	62	.537	4.5	6-4	L1	31-34	41-28	735	654	81
Iowa	69	66	.511	8.0	8-2	W7	35-32	34-34	746	675	71
Louisville	64	72	.471	13.5	9-1	W7	37-29	27-43	702	679	23
Gwinnett	60	76	.441	17.5	6-4	L1	34-33	26-43	469	579	-110
St. Paul	58	76	.433	18.5	3-7	L7	34-34	24-42	632	741	-109
Columbus	55	76	.420	20.0	3-7	L1	29-34	26-42	583	656	-73
Omaha	55	79	.410	21.5	2-8	L8	26-42	29-37	692	799	-107

^ - Clinched AAA League (1st Half)

**Cancelled Games**

<b>Date</b>	<b>Time (CT)</b>	<b>Time (Local)</b>	<b>Visitor</b>	<b>Home</b>	<b>Venue</b>	<b>Status</b>
4/5/25	CNCL	CNCL	Iowa	Indianapolis	Victory Field	Cancelled - Rain
4/6/25	CNCL	CNCL	Buffalo	Memphis	AutoZone Park	Cancelled - Inclement Weather
4/6/25	CNCL	CNCL	Buffalo	Memphis	AutoZone Park	Cancelled - Inclement Weather
4/12/25	CNCL	CNCL	Columbus	Worcester	Polar Park	Cancelled - Snow
4/20/25	CNCL	CNCL	Norfolk	Omaha	Werner Park	Cancelled - Rain
5/3/25	CNCL	CNCL	St. Paul	Columbus	Huntington Park	Cancelled - Rain
5/3/25	CNCL	CNCL	St. Paul	Columbus	Huntington Park	Cancelled - Rain
5/8/25	CNCL	CNCL	Rochester	Scranton/WB	PNC Field	Cancelled - Rain
5/9/25	CNCL	CNCL	Rochester	Scranton/WB	PNC Field	Cancelled - Rain
5/25/25	CNCL	CNCL	Scranton/WB	Nashville	First Horizon Park	Cancelled - Rain
6/14/25	CNCL	CNCL	Nashville	Norfolk	Harbor Park	Cancelled - Rain
6/22/25	CNCL	CNCL	Rochester	Lehigh Valley	Coca-Cola Park	Cancelled - Rain
7/2/25	CNCL	CNCL	Durham	Norfolk	Durham Bulls Athletic Park	Cancelled - Rain
7/26/25	CNCL	CNCL	Buffalo	Columbus	Huntington Park	Cancelled - Rain
7/27/25	CNCL	CNCL	Buffalo	Columbus	Huntington Park	Cancelled - Rain
8/31/25	CNCL	CNCL	Lehigh Valley	Omaha	Werner Park	Cancelled - Rain

Tulsa Drillers (62-68) 6,Wichita Wind Surge (71-59) 1  
 Sep 5th, 2025

	1	2	3	4	5	6	7	R	H	E
<b>Tulsa</b>	3	0	0	0	0	2	1	6	6	1
<b>Wichita</b>	1	0	0	0	0	0	0	1	2	3

Tulsa	AVG	AB	R	H	2B	3B	HR	RBI	BB	SO	PO	A	Wichita	AVG	AB	R	H	2B	3B	HR	RBI	BB	SO	PO	A
Ehrhard, Z, CF	.283	3	1	0	0	0	0	0	1	1	2	0	Culpepper, SS	.296	4	0	0	0	0	0	0	0	1	1	1
Myers, LF	.275	3	1	1	0	0	0	0	1	0	1	0	Rosario, RF	.259	2	1	0	0	0	0	0	1	0	3	0
Nevin, 1B	.271	2	1	1	0	0	0	1	0	0	3	0	Mendez, LF	.310	2	0	1	0	0	0	0	1	0	2	0
a-Rhodes, PH-1B	.197	2	0	0	0	0	0	0	0	2	4	0	Olivar, C	.263	3	0	0	0	0	0	0	0	1	5	1
Newell, RF	.241	3	0	0	0	0	1	0	1	1	3	0	Salas, 1B	.221	0	0	0	0	0	0	0	0	0	0	0
Lockwood-Powell, C	.237	3	1	0	0	0	0	1	0	5	1	0	Cossetti, DH	.224	2	0	0	0	0	0	0	1	1	0	0
Fernandez, Y, 3B	.244	4	1	2	0	0	0	0	0	0	0	2	Baez, N, 1B-C	.237	1	0	0	0	0	0	0	1	0	7	0
Quiroz, DH	.329	2	1	1	0	0	0	0	2	0	0	0	Ross, 3B	.217	3	0	0	0	0	0	0	0	2	1	4
Young, 2B	.225	3	0	0	0	0	0	0	1	0	2	0	Rucker, 2B	.232	3	0	0	0	0	0	0	0	0	0	2
McLain, S, SS	.205	3	0	1	0	0	0	2	1	2	1	3	Houghton, CF	.333	3	0	1	0	0	0	0	0	1	2	0
Fox, P	.000	0	0	0	0	0	0	0	0	0	0	1	Hidalgo, P	.000	0	0	0	0	0	0	0	0	0	0	0
Cabrera, P	.000	0	0	0	0	0	0	0	0	0	0	0	Yanez, P	.000	0	0	0	0	0	0	0	0	0	0	0
Suarez, P	.000	0	0	0	0	0	0	0	0	0	0	0	Hoopes, P	.000	0	0	0	0	0	0	0	0	0	0	0
<b>Totals</b>	<b>.234</b>	<b>28</b>	<b>6</b>	<b>6</b>	<b>0</b>	<b>0</b>	<b>0</b>	<b>4</b>	<b>7</b>	<b>6</b>	<b>21</b>	<b>7</b>	Whitaker, P	.000	0	0	0	0	0	0	0	0	0	0	0
													<b>Totals</b>	<b>.258</b>	<b>23</b>	<b>1</b>	<b>2</b>	<b>0</b>	<b>0</b>	<b>0</b>	<b>0</b>	<b>4</b>	<b>6</b>	<b>21</b>	<b>8</b>

a-Struck out for Nevin in the 5th.

**BATTING**

**TB:** Fernandez, Y 2; McLain, S; Myers; Nevin; Quiroz.

**RBI:** McLain, S 2 (33); Nevin (31); Newell (73).

**Runners left in scoring position, 2 out:** Nevin; Rhodes 2; McLain, S.

**SF:** Newell.

**Team RISP:** 3-for-11.

**Team LOB:** 9.

**BASERUNNING**

**SB:** Myers (22, 2nd base off Hidalgo/Olivar); Nevin (9, 2nd base off Hidalgo/Olivar);

Young (39, 2nd base off Hidalgo/Olivar).

**FIELDING**

**E:** Nevin (7, throw).

**BATTING**

**TB:** Houghton; Mendez.

**Runners left in scoring position, 2 out:** Cossetti; Culpepper; Houghton.

**Team RISP:** 0-for-6.

**Team LOB:** 6.

**FIELDING**

**E:** Hidalgo (1, throw); Rucker (11, fielding); Salas (6, missed catch).

**PB:** Olivar (3).

Tulsa	ERA	IP	H	R	ER	BB	SO	HR	BF	Wichita	ERA	IP	H	R	ER	BB	SO	HR	BF
Fox	2.48	4.2	2	1	0	4	3	0	21	Hidalgo (L, 0-4)	11.72	2.0	3	3	3	3	1	0	12
Cabrera (W, 4-1)	3.24	1.1	0	0	0	0	2	0	4	Yanez	2.19	2.0	0	0	0	1	1	0	7
Suarez	2.97	1.0	0	0	0	0	1	0	3	Hoopes	4.05	1.2	2	2	2	1	1	0	9
<b>Totals</b>	<b>4.45</b>	<b>7.0</b>	<b>2</b>	<b>1</b>	<b>0</b>	<b>4</b>	<b>6</b>	<b>0</b>	<b>28</b>	Whitaker	2.19	1.1	1	1	0	2	3	0	8
										<b>Totals</b>	<b>3.90</b>	<b>7.0</b>	<b>6</b>	<b>6</b>	<b>5</b>	<b>7</b>	<b>6</b>	<b>0</b>	<b>36</b>

**WP:** Hidalgo.

**HBP:** Baez, N (by Fox).

**Pitch timer violations:** Hidalgo (pitcher).

**Pitches-strikes:** Fox 90-50; Cabrera 17-10; Suarez 9-7; Hidalgo 52-31; Yanez 25-14; Hoopes 33-18; Whitaker 40-27.

**Groundouts-flyouts:** Fox 4-4; Cabrera 1-1; Suarez 1-1; Hidalgo 1-2; Yanez 3-1; Hoopes 4-1; Whitaker 1-1.

**Batters faced:** Fox 21; Cabrera 4; Suarez 3; Hidalgo 12; Yanez 7; Hoopes 9; Whitaker 8.

**Inherited runners-scored:** Cabrera 1-0; Whitaker 2-0.

**Umpires:** HP: Garret Griffin. 1B: Tre Jester. 3B: Jon Forster.

**Official Scorer:** Wyatt Ebersole.

**Weather:** 58 degrees, Drizzle.

**Wind:** 4 mph, In From CF.

**First pitch:** 9:19 PM.

**T:** 2:36 (2:15 delay).

**Att:** 3,845.

**Venue:** Equity Bank Park.

**September 5, 2025**

Wichita Wind Surge Hitting - 2025 - Regular Season - All Players

#	Player	Team	B	AVG	G	AB	R	H	TB	2B	3B	HR	RBI	BB	IBB	SO	SB	CS	OBP	SLG	OPS	PA	SAC	SF	HBP	GIDP	E
13	Baez, N	WCH	R	.237	51	190	22	45	76	8	4	5	31	13	0	35	2	0	.297	.400	.697	212	0	4	5	2	5
9	Cardenas, N	WCH	R	.257	30	101	21	26	42	7	0	3	17	22	0	25	0	1	.409	.416	.825	127	0	0	4	3	2
24	Cerda, A	WCH	R	.125	10	32	3	4	10	1	1	1	5	3	0	15	0	0	.200	.313	.513	35	0	0	0	0	1
20	Cespedes, R	WCH	L	.244	93	360	41	88	142	21	3	9	53	35	0	67	1	1	.314	.394	.708	398	0	1	2	9	15
31	Cossetti, A	WCH	R	.224	76	255	42	57	106	14	1	11	43	49	0	85	3	1	.371	.416	.787	315	0	0	11	4	10
24	Culpepper, K	WCH	R	.296	55	226	38	67	109	7	1	11	30	22	0	48	9	2	.374	.482	.856	254	0	0	6	3	7
15	Dearden, T	WCH	L	.277	36	119	10	33	45	4	1	2	16	12	0	24	2	0	.351	.378	.729	134	0	1	2	4	1
17	Fedko, K	WCH	R	.253	88	312	62	79	154	15	0	20	58	58	0	79	26	6	.375	.494	.869	379	0	4	5	7	5
1	Genth, H	WCH	R	.133	5	15	4	2	5	0	0	1	4	3	0	5	3	0	.278	.333	.611	18	0	0	0	0	0
4	Gonzalez, G	WCH	R	.344	55	212	39	73	108	19	2	4	15	26	0	30	5	1	.429	.509	.938	246	0	1	6	5	1
9	Hess, K	WCH	L	.083	4	12	1	1	2	1	0	0	0	0	0	5	0	0	.083	.167	.250	12	0	0	0	0	1
47	Houghton, M	WCH	R	.333	13	45	9	15	23	5	0	1	4	4	0	12	2	0	.388	.511	.899	49	0	0	0	0	0
32	Jenkins, W	WCH	L	.309	52	191	38	59	93	11	1	7	24	34	0	44	11	3	.426	.487	.913	235	0	3	7	1	1
4	Mendez, H	REA	L	.290	85	297	44	86	129	13	3	8	46	40	0	44	6	1	.374	.434	.808	349	1	7	4	4	3
4	Mendez, H	WCH	L	.310	25	84	17	26	34	2	0	2	13	17	0	15	2	2	.427	.405	.832	104	1	1	1	2	0
4	Mendez, H	2 Teams	L	.294	110	381	61	112	163	15	3	10	59	57	0	59	8	3	.386	.428	.814	453	2	8	5	6	3
11	Olivar, R	WCH	R	.263	86	327	51	86	138	13	0	13	54	42	0	66	10	2	.348	.422	.770	374	0	3	2	10	4
18	Ortega, J	WCH	R	.218	74	229	30	50	81	7	0	8	28	30	0	67	9	1	.313	.354	.667	263	1	1	2	2	5
26	Rosario, K	WCH	R	.259	122	464	87	120	232	27	5	25	83	70	0	149	26	6	.360	.500	.860	541	0	2	5	6	3
2	Ross, B	WCH	R	.217	112	391	52	85	136	16	1	11	53	52	0	102	14	4	.308	.348	.656	454	0	8	3	6	11
5	Rucker, J	WCH	R	.232	77	254	36	59	91	9	1	7	32	29	0	38	7	3	.315	.358	.673	289	0	3	3	6	11
19	Sabato, A	WCH	R	.305	39	141	21	43	81	11	0	9	26	20	0	42	1	0	.399	.574	.973	163	0	0	2	4	1
8	Salas, J	WCH	S	.221	41	136	19	30	49	7	0	4	19	12	0	37	10	1	.291	.360	.651	152	1	1	2	2	6
8	Schobel, T	WCH	R	.292	49	202	39	59	94	12	1	7	29	25	0	33	7	1	.372	.465	.837	234	0	4	3	6	6
0	Shuffield, D	WCH	R	.429	2	7	2	3	5	2	0	0	0	1	0	2	0	0	.500	.714	1.214	8	0	0	0	0	0
	<b>WCH</b>			<b>.258</b>	<b>130</b>	<b>4305</b>	<b>684</b>	<b>1110</b>	<b>1856</b>	<b>219</b>	<b>22</b>	<b>161</b>	<b>637</b>	<b>579</b>	<b>0</b>	<b>1025</b>	<b>150</b>	<b>35</b>	<b>.353</b>	<b>.431</b>	<b>.784</b>	<b>4996</b>	<b>3</b>	<b>37</b>	<b>71</b>	<b>82</b>	<b>110</b>
	<b>OPP</b>			<b>.248</b>	<b>130</b>	<b>4298</b>	<b>568</b>	<b>1065</b>	<b>1585</b>	<b>167</b>	<b>16</b>	<b>107</b>	<b>510</b>	<b>403</b>	<b>5</b>	<b>1057</b>	<b>191</b>	<b>50</b>	<b>.318</b>	<b>.369</b>	<b>.687</b>	<b>4820</b>	<b>13</b>	<b>42</b>	<b>61</b>	<b>77</b>	

Wichita Wind Surge Pitching - 2025 - Regular Season - All Players

#	Player	Team	T	W	L	ERA	G	GS	CG	SHO	GF	HLD	SV	SVO	IP	H	R	ER	HR	HB	BB	IBB	SO	AVG	WP	BK	GIDP	TBF
33	Andrews, T	WCH	R	1	3	3.78	14	0	0	0	9	3	2	3	16.2	21	8	7	0	1	3	0	18	.300	1	0	0	75
44	Armstrong, S	KNX	R	2	7	4.62	19	18	0	0	1	0	0	0	89.2	82	49	46	10	7	31	0	72	.250	3	0	9	373
44	Armstrong, S	WCH	R	2	1	4.55	6	6	0	0	0	0	0	0	31.2	29	16	16	3	4	6	0	23	.240	0	0	2	132
44	Armstrong, S	2 Teams	R	4	8	4.60	25	24	0	0	1	0	0	0	121.1	111	65	62	13	11	37	0	95	.247	3	0	11	505
37	Baker, T	WCH	R	2	2	2.86	11	11	0	0	0	0	0	0	50.1	40	19	16	2	3	12	0	51	.211	1	4	3	205
30	Bischoff, K	WCH	R	0	0	4.50	2	0	0	0	1	0	0	0	2.0	2	1	1	0	0	1	0	1	.250	0	0	0	9
0	Bowen, D	WCH	R	3	7	5.27	25	16	0	0	3	1	0	1	80.1	80	52	47	16	7	36	0	56	.258	7	2	5	357
38	Bragg, K	WCH	L	2	0	2.87	12	0	0	0	6	2	3	5	15.2	10	5	5	3	0	7	0	16	.185	0	0	2	61
41	Castro, R	WCH	R	3	3	5.00	26	13	0	0	2	1	2	2	90.0	93	52	50	12	1	27	0	84	.262	11	0	3	387
1	Cesar, J	WCH	R	3	4	7.15	26	0	0	0	16	0	3	7	34.0	39	30	27	4	2	13	1	25	.281	7	0	2	157
47	Chaney, C	WCH	R	0	0	4.63	3	2	0	0	0	0	0	0	11.2	16	7	6	1	0	3	0	5	.333	0	0	2	53
45	Culpepper, C	WCH	R	2	2	2.92	14	14	0	0	0	0	0	0	49.1	43	20	16	4	2	26	0	43	.238	0	0	8	210
17	Gallagher, R	KNX	R	0	0	1.59	2	2	0	0	0	0	0	0	11.1	5	2	2	1	1	4	0	11	.132	2	0	1	43
17	Gallagher, R	WCH	R	4	1	5.40	6	6	0	0	0	0	0	0	30.0	38	22	18	5	1	7	0	27	.306	1	1	1	133
17	Gallagher, R	2 Teams	R	4	1	4.35	8	8	0	0	0	0	0	0	41.1	43	24	20	6	2	11	0	38	.265	3	1	2	176
49	Hidalgo, A	WCH	R	0	4	11.72	6	6	0	0	0	0	0	0	17.2	27	24	23	6	1	11	0	14	.351	2	0	1	90
15	Hoopes, H	WCH	R	0	1	4.05	11	0	0	0	7	2	1	2	13.1	7	6	6	1	1	6	0	12	.149	0	0	0	54
46	Klein, J	WCH	R	7	5	3.12	24	11	0	0	0	1	0	1	80.2	70	42	28	6	8	24	0	95	.225	4	0	2	347
40	Laweryson, C	WCH	R	0	3	2.89	17	0	0	0	14	1	6	6	18.2	20	9	6	0	1	4	0	20	.282	1	0	2	76
44	MacLeod, C	WCH	L	0	3	2.63	13	13	0	0	0	0	0	0	48.0	42	17	14	0	2	19	0	45	.236	4	0	1	203
35	Macuare, A	WCH	R	2	0	5.82	13	0	0	0	3	1	0	0	21.2	24	15	14	4	2	8	0	17	.286	0	0	2	96
16	Martinez, M	WCH	R	3	2	2.57	27	0	0	0	6	3	0	0	35.0	20	12	10	1	4	24	0	34	.164	2	0	1	152
23	Nowlin, J	WCH	L	4	0	5.04	37	0	0	0	8	6	1	3	50.0	40	29	28	5	4	38	0	55	.221	18	0	7	225
13	Ohl, P	WCH	R	4	1	2.08	13	2	0	0	3	1	1	1	39.0	31	10	9	2	0	4	0	46	.209	1	1	0	152
22	Paredes, M	WCH	R	11	0	2.53	35	2	0	0	12	2	6	8	99.2	79	32	28	8	5	27	0	84	.214	6	0	4	406
40	Percival, C	SOM	R	0	1	12.60	5	0	0	0	1	1	0	0	5.0	9	7	7	1	0	5	0	7	.391	1	0	0	29
40	Percival, C	WCH	R	2	2	3.00	14	0	0	0	9	0	3	3	18.0	15	8	6	1	0	5	0	19	.224	0	1	2	74
40	Percival, C	2 Teams	R	2	3	5.09	19	0	0	0	10	1	3	3	23.0	24	15	13	2	0	10	0	26	.267	1	1	2	103
43	Prielipp, C	WCH	L	0	6	3.65	19	19	0	0	0	0	0	0	61.2	74	36	25	5	6	18	0	73	.307	2	0	8	270
30	Rozek, A	WCH	L	3	1	3.53	19	9	0	0	3	1	1	1	79.0	80	35	31	9	4	19	0	79	.267	3	0	9	328
39	Stankiewicz, J	WCH	R	3	5	4.53	36	0	0	0	13	7	4	7	45.2	41	26	23	4	0	23	2	38	.243	3	0	4	197
37	Stull, E	WCH	R	0	0	0.00	1	0	0	0	0	1	0	0	1.1	2	0	0	0	0	1	0	2	.333	0	0	0	7
19	Whitaker, L	WCH	R	0	0	2.19	9	0	0	0	1	2	0	1	12.1	14	4	3	0	0	5	0	11	.286	1	0	1	54
33	Whorff, J	WCH	R	3	2	2.28	15	0	0	0	5	1	0	3	27.2	20	9	7	3	0	6	2	33	.200	2	0	1	109
48	Wosinski, J	WCH	R	6	1	4.67	25	0	0	0	7	4	2	2	34.2	34	19	18	2	2	19	0	23	.262	3	1	3	152
35	Yanez, G	WCH	L	1	0	2.19	7	0	0	0	2	0	0	0	12.1	14	3	3	0	0	1	0	8	.298	0	0	1	49
<b>WCH</b>			<b>71</b>	<b>59</b>	<b>3.90</b>	<b>130</b>	<b>130</b>	<b>0</b>	<b>12</b>	<b>130</b>	<b>40</b>	<b>35</b>	<b>56</b>	<b>1128.0</b>	<b>1065</b>	<b>568</b>	<b>489</b>	<b>107</b>	<b>61</b>	<b>403</b>	<b>5</b>	<b>1057</b>	<b>.248</b>	<b>80</b>	<b>10</b>	<b>77</b>	<b>4820</b>	
<b>OPP</b>			<b>59</b>	<b>71</b>	<b>5.12</b>	<b>130</b>	<b>130</b>	<b>1</b>	<b>4</b>	<b>129</b>	<b>32</b>	<b>22</b>	<b>50</b>	<b>1116.2</b>	<b>1110</b>	<b>684</b>	<b>635</b>	<b>161</b>	<b>71</b>	<b>579</b>	<b>0</b>	<b>1025</b>	<b>.258</b>	<b>74</b>	<b>13</b>	<b>82</b>	<b>4996</b>	

**Texas League Standings - 2025 - Regular Season**

<b>TEX North</b>	<b>W</b>	<b>L</b>	<b>PCT</b>	<b>GB</b>	<b>L10</b>	<b>STRK</b>	<b>HOME</b>	<b>ROAD</b>	<b>RS</b>	<b>RA</b>	<b>DIFF</b>
*-Springfield	83	47	.638	-	10-0	W10	41-22	42-25	645	510	135
Wichita	71	59	.546	12.0	8-2	L2	43-24	28-35	684	568	116
Arkansas	66	64	.508	17.0	4-6	W4	39-28	27-36	585	570	15
NW Arkansas	64	66	.492	19.0	4-6	L4	32-35	32-31	629	658	-29
Tulsa	62	68	.477	21.0	7-3	W2	34-29	28-39	573	637	-64
<b>TEX South</b>	<b>W</b>	<b>L</b>	<b>PCT</b>	<b>GB</b>	<b>L10</b>	<b>STRK</b>	<b>HOME</b>	<b>ROAD</b>	<b>RS</b>	<b>RA</b>	<b>DIFF</b>
Frisco	67	61	.523	-	5-5	L2	31-30	36-31	576	577	-1
Amarillo	66	64	.508	2.0	2-8	L7	30-33	36-31	662	687	-25
San Antonio	62	67	.481	5.5	4-6	W2	31-36	31-31	498	583	-85
*-Midland	62	68	.477	6.0	2-8	W2	35-32	27-36	579	528	51
Corpus Christi	45	84	.349	22.5	3-7	L2	23-40	22-44	517	630	-113

\* - Clinched Division (1st Half)

**Cancelled Games**

<b>Date</b>	<b>Time (CT)</b>	<b>Time (Local)</b>	<b>Visitor</b>	<b>Home</b>	<b>Venue</b>	<b>Status</b>
5/18/25	CNCL	CNCL	Corpus Christi	Frisco	Riders Field	Cancelled - Lightning
8/31/25	CNCL	CNCL	San Antonio	Frisco	Riders Field	Cancelled - Rain

Cedar Rapids Kernels (72-58) 7,Quad Cities River Bandits (72-58) 5  
 Sep 5th, 2025

	1	2	3	4	5	6	7	8	9	R	H	E
<b>Cedar Rapids</b>	2	0	0	1	0	1	1	0	2	7	9	1
<b>Quad Cities</b>	0	0	3	0	0	1	0	1	0	5	5	0

Cedar Rapids	AVG	AB	R	H	2B	3B	HR	RBI	BB	SO	PO	A	Quad Cities	AVG	AB	R	H	2B	3B	HR	RBI	BB	SO	PO	A
DeBarge, SS-CF	.239	4	1	0	0	0	0	0	0	1	2	2	Sailors, CF	.283	3	2	1	0	0	0	0	1	0	2	0
Amick, 1B	.316	5	3	4	3	0	0	0	0	0	11	0	Kulasingam, 2B	.289	2	1	2	1	0	1	2	2	0	1	3
Tait, DH	.256	5	1	2	2	0	0	2	0	0	0	0	Mitchell, C	.205	2	0	0	0	0	0	0	1	1	7	0
2-Hernandez, PR-DH	.286	0	0	0	0	0	0	0	0	0	0	0	Vazquez, SS	.261	3	0	0	0	0	0	1	0	0	1	1
Winokur, CF	.226	1	1	1	0	0	1	2	1	0	0	0	Werner, RF	.200	4	0	0	0	0	0	0	0	2	3	0
1-Carr, PR-3B	.000	2	0	0	0	0	0	0	0	1	0	1	Figueroa, De, 1B	.200	4	0	0	0	0	0	0	0	3	10	1
De Andrade, 2B-SS	.230	4	0	0	0	0	0	0	1	2	0	3	Charles, 3B	.199	3	1	1	1	0	0	0	1	2	0	3
Ruiz, C	.225	5	0	0	0	0	0	0	0	0	10	0	Brown, DH	.225	4	1	1	0	0	0	0	0	0	0	0
Urbina, LF	.244	3	0	1	0	0	0	1	1	1	0	0	Ensley, LF	.154	4	0	0	0	0	0	1	0	2	3	0
Ferrer, RF	.215	3	1	1	0	0	1	1	1	1	3	0	Beam, P	.000	0	0	0	0	0	0	0	0	0	0	0
Doncon, 3B-2B	.144	4	0	0	0	0	0	0	0	1	1	3	Morones, P	.000	0	0	0	0	0	0	0	0	0	0	0
Chaney, P	.000	0	0	0	0	0	0	0	0	0	0	2	Langevin, P	.000	0	0	0	0	0	0	0	0	0	0	0
Mikulski, P	.000	0	0	0	0	0	0	0	0	0	0	1	Widener, P	.000	0	0	0	0	0	0	0	0	0	0	0
Romero, P	.000	0	0	0	0	0	0	0	0	0	0	0	<b>Totals</b>	<b>.236</b>	<b>29</b>	<b>5</b>	<b>5</b>	<b>2</b>	<b>0</b>	<b>1</b>	<b>4</b>	<b>5</b>	<b>10</b>	<b>27</b>	<b>8</b>
Stull, P	.000	0	0	0	0	0	0	0	0	0	0	0													
<b>Totals</b>	<b>.246</b>	<b>36</b>	<b>7</b>	<b>9</b>	<b>5</b>	<b>0</b>	<b>2</b>	<b>6</b>	<b>4</b>	<b>7</b>	<b>27</b>	<b>12</b>													

1-Ran for Winokur in the 5th. 2-Ran for Tait in the 9th.

**BATTING**

**2B:** Amick 3 (15, Beam, Beam, Morones); Tait 2 (10, Beam, Widener).  
**HR:** Winokur (17, 1st inning off Beam, 1 on, 2 out); Ferrer (5, 6th inning off Beam, 0 on, 2 out).  
**TB:** Amick 7; Ferrer 4; Tait 4; Urbina; Winokur 4.  
**RBI:** Ferrer (34); Tait 2 (14); Urbina (34); Winokur 2 (68).  
**2-out RBI:** Urbina; Ferrer; Winokur 2.  
**Runners left in scoring position, 2 out:** Ruiz; De Andrade; Doncon 3.  
**Team RISP:** 3-for-15.  
**Team LOB:** 8.

**BASERUNNING**

**SB:** DeBarge (65, 3rd base off Widener/Mitchell); Amick (1, 2nd base off Widener/Mitchell).

**FIELDING**

**E:** Doncon (4, interference).  
**DP:** (De Andrade-DeBarge-Amick).

**BATTING**

**2B:** Charles (9, Chaney); Kulasingam (26, Romero).  
**HR:** Kulasingam (2, 3rd inning off Chaney, 1 on, 2 out).  
**TB:** Brown; Charles 2; Kulasingam 6; Sailors.  
**RBI:** Ensley (8); Kulasingam 2 (53); Vazquez (41).  
**2-out RBI:** Kulasingam 2.  
**Runners left in scoring position, 2 out:** Figueroa, De 2; Ensley; Werner.  
**SAC:** Mitchell.  
**SF:** Vazquez.  
**GIDP:** Mitchell.  
**Team RISP:** 2-for-9.  
**Team LOB:** 4.

**BASERUNNING**

**SB:** Mitchell (8, 2nd base off Stull/Ruiz).

Cedar Rapids	ERA	IP	H	R	ER	BB	SO	HR	BF	Quad Cities	ERA	IP	H	R	ER	BB	SO	HR	BF
Chaney	3.68	4.0	3	3	3	1	3	1	15	Beam	3.90	6.0	6	4	4	2	4	2	27
Mikulski	8.44	2.0	0	1	1	2	2	0	8	Morones	4.76	1.0	1	1	1	0	1	0	4
Romero (H, 1)	7.45	1.0	2	1	1	2	1	0	7	Langevin	7.07	1.0	0	0	0	2	1	0	5
Stull (W, 1-3)(BS, 2)	3.04	2.0	0	0	0	0	4	0	6	Widener (L, 1-3)	8.44	1.0	2	2	2	0	1	0	6
<b>Totals</b>	<b>4.28</b>	<b>9.0</b>	<b>5</b>	<b>5</b>	<b>5</b>	<b>5</b>	<b>10</b>	<b>1</b>	<b>36</b>	<b>Totals</b>	<b>3.31</b>	<b>9.0</b>	<b>9</b>	<b>7</b>	<b>7</b>	<b>4</b>	<b>7</b>	<b>2</b>	<b>42</b>

Romero pitched to 3 batters in the 8th.

**WP:** Mikulski; Morones.

**HBP:** Winokur (by Beam); DeBarge (by Widener).

**Pitch timer violations:** Mikulski (pitcher).

**Pitches-strikes:** Chaney 59-36; Mikulski 30-16; Romero 30-14; Stull 29-23; Beam 91-63; Morones 10-8; Langevin 19-9; Widener 19-12.

**Groundouts-flyouts:** Chaney 7-0; Mikulski 2-1; Romero 2-0; Stull 0-2; Beam 5-5; Morones 1-1; Langevin 1-1; Widener 1-1.

**Batters faced:** Chaney 15; Mikulski 8; Romero 7; Stull 6; Beam 27; Morones 4; Langevin 5; Widener 6.

**Inherited runners-scored:** Stull 3-1.

**Umpires:** HP: Tyler Vandewater. 1B: Zach Hovick.

**Official Scorer:** Colin Ewell.

**Weather:** 64 degrees, Partly Cloudy.

**Wind:** 14 mph, Out To CF.

**First pitch:** 6:32 PM.

**T:** 2:36.

**Att:** 3,060.

**Venue:** Modern Woodmen Park.

**September 5, 2025**

Cedar Rapids Kernels Hitting - 2025 - Regular Season - All Players

#	Player	Team	B	AVG	G	AB	R	H	TB	2B	3B	HR	RBI	BB	IBB	SO	SB	CS	OBP	SLG	OPS	PA	SAC	SF	HBP	GIDP	E
11	Amick, W	CR	R	.316	53	196	37	62	91	15	1	4	31	29	0	61	1	2	.423	.464	.887	239	0	4	10	3	7
13	Baez, N	CR	R	.331	45	148	34	49	67	9	0	3	23	32	0	30	1	0	.457	.453	.910	184	0	1	3	5	2
21	Carr, P	CR	R	.000	1	2	0	0	0	0	0	0	0	0	0	1	0	0	.000	.000	.000	2	0	0	0	0	0
24	Connell, J	CR	R	.231	24	65	10	15	28	5	1	2	10	12	0	12	4	0	.375	.431	.806	80	0	0	3	2	1
5	Culpepper, K	CR	R	.293	54	215	38	63	103	9	2	9	34	26	0	40	15	2	.385	.479	.864	247	0	0	6	6	6
8	De Andrade, D	CR	R	.230	119	430	53	99	166	26	7	9	58	42	0	113	15	6	.318	.386	.704	487	0	1	14	11	11
27	DeBarge, K	CR	R	.239	119	452	76	108	162	23	5	7	64	69	0	115	65	8	.347	.358	.705	534	0	4	8	10	6
	Diaw, K	CR	R	.294	39	119	24	35	50	4	1	3	20	19	1	27	4	1	.446	.420	.866	157	0	3	16	0	5
48	Doncon, R	CR	R	.144	27	90	7	13	25	1	1	3	9	12	0	31	0	0	.243	.278	.521	103	0	1	0	2	4
15	Eeles, P	CR	L	.364	3	11	5	4	5	1	0	0	1	2	0	3	4	0	.462	.455	.917	13	0	0	0	1	0
12	Ferrer, J	CR	R	.215	99	311	34	67	106	20	2	5	34	23	1	82	1	1	.297	.341	.638	365	1	7	16	18	13
9	Gonzalez, G	CR	R	.319	34	138	22	44	73	12	1	5	28	13	0	22	1	0	.378	.529	.907	156	0	3	2	9	2
35	Hernandez, L	CR	R	.286	4	7	1	2	2	0	0	0	0	0	0	3	0	0	.286	.286	.572	7	0	0	0	0	1
21	Hess, K	CR	L	.231	69	182	30	42	66	9	3	3	22	36	0	59	4	3	.373	.363	.736	226	0	1	6	1	2
48	Houghton, M	CR	R	.265	34	98	17	26	42	3	2	3	16	12	0	31	8	1	.351	.429	.780	111	0	0	1	0	0
32	Houston, M	CR	R	.152	12	46	4	7	11	1	0	1	2	3	0	8	1	2	.220	.239	.459	51	1	0	1	1	2
1	Kendle, C	CR	R	.236	97	322	52	76	123	19	2	8	39	33	0	69	14	4	.323	.382	.705	371	0	5	11	6	4
18	Lugo, A	CR	R	.309	28	97	18	30	50	7	2	3	11	10	0	19	6	0	.374	.515	.889	109	0	0	0	0	4
18	Lugo, A	GVL	R	.265	44	151	16	40	65	11	1	4	20	14	0	40	4	1	.327	.430	.757	171	0	4	2	2	4
18	Lugo, A	2 Teams	R	.282	72	248	34	70	115	18	3	7	31	24	0	59	10	1	.345	.464	.809	280	0	4	2	2	8
24	Maitan, K	CR	R	.208	23	77	10	16	24	6	1	0	8	6	0	30	0	0	.279	.312	.591	86	0	1	2	6	1
13	Napleton, L	CR	R	.111	14	36	5	4	7	0	0	1	5	6	0	19	0	0	.250	.194	.444	44	0	1	1	0	3
50	Reyes, W	CR	L	.000	25	0	0	0	0	0	0	0	0	0	0	0	0	0	.000	.000	.000	0	0	0	0	0	0
9	Ruiz, P	CR	R	.225	55	169	28	38	53	12	0	1	18	28	0	39	0	1	.342	.314	.656	202	0	2	3	4	9
41	Salas, J	CR	S	.244	16	45	10	11	24	2	1	3	11	5	0	14	4	1	.358	.533	.891	55	2	0	3	0	3
13	Tait, E	CR	L	.256	29	117	11	30	49	10	0	3	14	6	0	32	0	0	.293	.419	.712	123	0	0	0	2	3
13	Tait, E	JS	L	.296	7	27	2	8	11	3	0	0	6	0	0	1	0	0	.286	.407	.693	28	0	1	0	0	0
13	Tait, E	2 Teams	L	.264	36	144	13	38	60	13	0	3	20	6	0	33	0	0	.291	.417	.708	151	0	1	0	2	3
41	Thomason, J	CR	L	.167	20	60	7	10	20	2	1	2	9	5	0	22	3	0	.235	.333	.568	68	0	2	1	0	1
17	Urbina, M	CR	R	.244	73	217	31	53	87	14	4	4	34	35	0	45	2	2	.353	.401	.754	260	2	3	3	3	0
43	Valladares, J	CR	R	.293	20	58	6	17	27	4	0	2	4	6	0	16	0	0	.388	.466	.854	67	0	0	3	3	2
20	Winokur, B	CR	R	.226	122	474	65	107	184	20	3	17	68	44	1	131	26	4	.304	.388	.692	529	0	1	10	3	17
	<b>CR</b>			<b>.246</b>	<b>130</b>	<b>4182</b>	<b>635</b>	<b>1028</b>	<b>1645</b>	<b>234</b>	<b>40</b>	<b>101</b>	<b>573</b>	<b>514</b>	<b>3</b>	<b>1074</b>	<b>179</b>	<b>38</b>	<b>.343</b>	<b>.393</b>	<b>.736</b>	<b>4876</b>	<b>6</b>	<b>40</b>	<b>123</b>	<b>96</b>	<b>123</b>
	<b>OPP</b>			<b>.242</b>	<b>130</b>	<b>4192</b>	<b>598</b>	<b>1013</b>	<b>1466</b>	<b>188</b>	<b>29</b>	<b>69</b>	<b>533</b>	<b>491</b>	<b>3</b>	<b>1056</b>	<b>291</b>	<b>51</b>	<b>.328</b>	<b>.350</b>	<b>.678</b>	<b>4824</b>	<b>13</b>	<b>51</b>	<b>75</b>	<b>75</b>	

**Cedar Rapids Kernels Pitching - 2025 - Regular Season - All Players**

#	Player	Team	T	W	L	ERA	G	GS	CG	SHO	GF	HLD	SV	SVO	IP	H	R	ER	HR	HB	BB	IBB	SO	AVG	WP	BK	GIDP	TBF
40	Bengard, S	CR	R	5	2	4.05	16	0	0	0	2	1	1	3	46.2	35	25	21	4	3	17	0	49	.202	1	0	4	194
25	Bohorquez, A	CR	R	1	1	3.52	5	4	0	0	1	0	0	0	23.0	19	10	9	1	5	6	0	28	.224	0	0	1	98
50	Bonilla, J	CR	R	0	0	6.75	4	0	0	0	0	2	0	0	4.0	2	3	3	0	0	5	0	5	.154	2	0	0	18
38	Bragg, K	CR	L	4	1	2.73	18	0	0	0	4	3	1	2	33.0	19	12	10	2	2	18	0	43	.170	3	0	1	135
31	Chaney, C	CR	R	7	4	3.68	23	19	1	1	2	0	1	1	107.2	111	48	44	9	6	27	0	86	.268	4	2	14	451
	Dunn, T	CR	L	0	1	5.40	1	1	0	0	0	0	0	0	3.1	3	2	2	0	0	2	0	1	.250	0	0	0	14
47	Gabbert, M	CR	R	1	1	3.90	8	1	0	0	2	0	1	1	27.2	23	14	12	3	0	2	0	22	.217	1	0	0	109
45	Gomez, R	CR	R	1	2	0.00	11	0	0	0	9	1	5	5	16.1	8	2	0	0	1	3	1	22	.151	1	0	2	57
23	Hall, T	CR	R	3	4	5.53	18	16	0	0	0	0	0	0	71.2	79	48	44	6	15	45	0	46	.276	6	0	6	351
24	Hamilton, A	CR	R	0	0	4.26	3	0	0	0	1	0	0	0	6.1	6	3	3	0	0	2	0	4	.286	1	0	1	24
21	Hess, K	CR	R	0	0	0.00	1	0	0	0	1	0	0	0	1.0	2	0	0	0	0	0	0	0	.400	0	0	0	5
43	Hidalgo, A	CR	R	0	3	5.43	17	17	0	0	0	0	0	0	63.0	57	42	38	9	3	33	0	78	.238	7	0	1	280
19	Hill, D	CR	L	0	2	5.40	3	3	0	0	0	0	0	0	10.0	9	6	6	0	0	7	0	15	.243	0	0	1	45
45	Hoopes, H	CR	R	4	1	1.56	14	0	0	0	7	2	1	1	17.1	6	3	3	2	2	5	0	20	.103	1	0	1	65
38	Horn, G	CR	L	0	2	3.78	5	5	0	0	0	0	0	0	16.2	13	9	7	0	0	14	0	21	.232	0	2	2	73
46	Kisting, J	CR	R	2	4	3.63	16	5	0	0	2	0	0	2	39.2	25	16	16	2	0	15	0	36	.180	2	2	2	155
37	Langenberg, T	CR	R	5	5	4.13	21	20	1	1	1	0	0	0	102.1	96	52	47	4	6	45	0	95	.248	1	0	8	443
44	Lee, J	CR	R	4	4	7.88	19	6	0	0	2	2	0	0	45.2	62	48	40	5	3	23	0	33	.321	7	0	3	226
51	Mendez, J	CR	R	0	0	15.43	6	0	0	0	2	0	1	1	7.0	10	12	12	0	3	7	0	4	.345	1	1	1	40
15	Mercedes, J	CR	R	0	0	9.26	9	0	0	0	4	0	0	0	11.2	16	13	12	1	0	12	0	9	.333	0	2	0	62
39	Mikulski, M	ASH	L	0	0	5.68	9	0	0	0	2	0	0	0	12.2	13	10	8	0	2	10	0	17	.260	0	2	1	62
39	Mikulski, M	2 Teams	L	0	1	6.50	15	0	0	0	4	0	0	0	18.0	15	16	13	0	4	23	0	24	.227	1	2	1	95
45	Noble, J	CR	R	0	1	3.86	6	0	0	0	0	1	0	0	7.0	7	4	3	1	1	1	0	5	.259	1	0	0	29
22	Olivares, J	CR	R	6	6	4.38	22	21	0	0	1	0	0	0	90.1	66	47	44	4	2	57	0	107	.202	8	2	3	388
44	Oxford, B	CR	L	2	1	9.39	8	0	0	0	2	0	1	1	7.2	10	8	8	0	0	8	0	8	.313	2	1	0	41
33	Pasqualotto, P	CR	R	4	0	3.51	36	0	0	0	26	1	10	13	51.1	53	22	20	2	1	18	1	39	.275	2	2	7	216
46	Percival, C	CR	R	1	0	2.70	9	0	0	0	4	2	0	0	13.1	13	4	4	0	2	6	0	16	.250	0	0	1	60
17	Perez, S	CR	L	4	0	2.05	28	0	0	0	12	4	3	3	44.0	38	14	10	0	0	18	0	35	.232	0	0	4	183
30	Peschl, C	CR	R	4	1	3.40	9	9	0	0	0	0	0	0	42.1	43	19	16	3	3	10	0	30	.254	0	2	2	182
50	Reyes, W	CR	L	2	2	5.66	25	0	0	0	5	2	0	0	41.1	41	30	26	4	3	23	0	44	.247	3	0	0	193
15	Romero, I	CR	R	1	0	7.45	8	0	0	0	2	1	0	1	9.2	9	9	8	1	0	7	0	9	.250	1	0	1	46
32	Soto, C	CR	R	0	1	1.38	3	3	0	0	0	0	0	0	13.0	9	2	2	0	2	4	0	15	.196	1	0	1	53
51	Stull, E	CR	R	1	3	3.04	18	0	0	0	6	2	1	3	26.2	22	12	9	1	2	9	0	23	.229	2	2	0	110
5	Trabacchi, N	CR	R	1	1	4.10	19	0	0	0	8	3	1	2	26.1	24	12	12	1	6	11	0	25	.253	6	0	1	115
39	Whitaker, L	CR	R	3	0	2.45	14	0	0	0	1	2	0	1	22.0	20	7	6	1	1	2	0	17	.244	1	1	1	85
48	Wosinski, J	CR	R	2	2	3.20	17	0	0	0	13	0	6	6	25.1	20	10	9	1	1	3	0	25	.220	1	0	2	97
25	Yanez, G	CR	L	4	2	5.35	25	0	0	0	6	4	2	3	35.1	35	24	21	2	0	13	1	34	.261	0	0	4	148

<b>CR</b>	<b>72</b>	<b>58</b>	<b>4.28</b>	<b>130</b>	<b>130</b>	<b>2</b>	<b>10</b>	<b>128</b>	<b>33</b>	<b>35</b>	<b>49</b>	<b>1115.0</b>	<b>1013</b>	<b>598</b>	<b>530</b>	<b>69</b>	<b>75</b>	<b>491</b>	<b>3</b>	<b>1056</b>	<b>.242</b>	<b>67</b>	<b>19</b>	<b>75</b>	<b>4824</b>
<b>OPP</b>	<b>58</b>	<b>72</b>	<b>4.59</b>	<b>130</b>	<b>130</b>	<b>0</b>	<b>6</b>	<b>130</b>	<b>42</b>	<b>24</b>	<b>44</b>	<b>1108.2</b>	<b>1028</b>	<b>635</b>	<b>566</b>	<b>101</b>	<b>123</b>	<b>514</b>	<b>3</b>	<b>1074</b>	<b>.246</b>	<b>90</b>	<b>13</b>	<b>96</b>	<b>4876</b>

**Midwest League Standings - 2025 - Regular Season**

<b>MID East</b>	<b>W</b>	<b>L</b>	<b>PCT</b>	<b>GB</b>	<b>L10</b>	<b>STRK</b>	<b>HOME</b>	<b>ROAD</b>	<b>RS</b>	<b>RA</b>	<b>DIFF</b>
*-West Michigan	90	39	.698	-	6-4	L1	46-17	44-22	749	465	284
@-Lake County	74	56	.569	16.5	6-4	W2	38-26	36-30	618	548	70
Great Lakes	70	58	.547	19.5	4-6	L2	37-28	33-30	643	585	58
Lansing	62	68	.477	28.5	4-6	L1	35-31	27-37	551	636	-85
Fort Wayne	56	73	.434	34.0	1-9	W1	28-38	28-35	524	628	-104
Dayton	50	76	.397	38.5	9-1	W1	24-37	26-39	532	652	-120
<b>MID West</b>	<b>W</b>	<b>L</b>	<b>PCT</b>	<b>GB</b>	<b>L10</b>	<b>STRK</b>	<b>HOME</b>	<b>ROAD</b>	<b>RS</b>	<b>RA</b>	<b>DIFF</b>
*-Cedar Rapids	72	58	.554	-	6-4	W2	40-27	32-31	635	598	37
Quad Cities	72	58	.554	-	6-4	L2	35-29	37-29	560	510	50
@-Beloit	66	63	.512	5.5	6-4	W2	33-30	33-33	535	522	13
Wisconsin	55	73	.430	16.0	3-7	W1	26-40	29-33	506	607	-101
South Bend	55	74	.426	16.5	2-8	L1	30-34	25-40	549	602	-53
Peoria	51	77	.398	20.0	7-3	L2	31-33	20-44	610	659	-49

\* - Clinched Division (1st Half)

@ - Clinched Playoff Berth

**Cancelled Games**

<b>Date</b>	<b>Time (CT)</b>	<b>Time (Local)</b>	<b>Visitor</b>	<b>Home</b>	<b>Venue</b>	<b>Status</b>
6/18/25	CNCL	CNCL	Wisconsin	West Michigan	LMCU Ballpark	Cancelled - Inclement Weather
6/18/25	CNCL	CNCL	Fort Wayne	Dayton	Day Air Ballpark	Cancelled - Rain
6/18/25	CNCL	CNCL	Peoria	Great Lakes	Dow Diamond	Cancelled - Inclement Weather
7/11/25	CNCL	CNCL	Dayton	Beloit	ABC Supply Stadium	Cancelled - Rain
7/20/25	CNCL	CNCL	Great Lakes	Dayton	Day Air Ballpark	Cancelled - Rain
7/27/25	CNCL	CNCL	South Bend	Dayton	Day Air Ballpark	Cancelled - Inclement Weather
8/10/25	CNCL	CNCL	Wisconsin	Peoria	Dozer Park	Cancelled - Wet Grounds

**Fort Myers Mighty Mussels (52-72) 4, St. Lucie Mets (76-53) 1**  
**Sep 5th, 2025**

	<b>1</b>	<b>2</b>	<b>3</b>	<b>4</b>	<b>5</b>	<b>6</b>	<b>7</b>	<b>R</b>	<b>H</b>	<b>E</b>
<b>St. Lucie</b>	0	1	0	0	0	0	0	1	4	1
<b>Fort Myers</b>	0	0	0	3	1	0	x	4	4	1

<b>St. Lucie</b>	<b>AVG</b>	<b>AB</b>	<b>R</b>	<b>H</b>	<b>2B</b>	<b>3B</b>	<b>HR</b>	<b>RBI</b>	<b>BB</b>	<b>SO</b>	<b>PO</b>	<b>A</b>	<b>Fort Myers</b>	<b>AVG</b>	<b>AB</b>	<b>R</b>	<b>H</b>	<b>2B</b>	<b>3B</b>	<b>HR</b>	<b>RBI</b>	<b>BB</b>	<b>SO</b>	<b>PO</b>	<b>A</b>
Voit, 2B	.235	3	0	1	0	0	0	0	0	1	1	2	Agbayani, SS	.214	3	1	1	0	0	0	0	1	1	0	0
Snyder, DH	.218	3	0	1	0	0	0	0	0	0	0	0	Young, 3B	.077	3	0	0	0	0	0	0	0	2	0	2
Jimenez, A, SS	.263	2	0	1	0	0	0	0	1	0	0	3	McCombs, CF	.240	2	0	0	0	0	0	0	0	1	2	0
Guzman, R, RF	.330	3	0	0	0	0	0	0	0	2	2	0	Jimenez, C	.284	0	1	0	0	0	0	1	2	0	6	3
Salgado, 1B	.254	3	1	1	0	0	0	0	0	0	6	0	Beltre, RF	.146	2	1	1	1	0	0	0	1	0	5	1
Gutierrez, C	.242	3	0	0	0	0	0	0	0	0	7	1	Sprock, LF	.250	3	0	1	0	0	0	0	0	1	1	0
Biller, CF	.250	3	0	0	0	0	0	0	0	2	1	0	Smith II, 1B	.237	3	0	0	0	0	0	0	0	0	7	0
Villavicencio, LF	.216	2	0	0	0	0	0	0	0	1	0	0	Acuna, 2B	.230	2	1	0	0	0	0	0	1	1	0	1
Robertson, 3B	.172	2	0	0	0	0	0	0	0	2	1	1	Daugherty, DH	.222	2	0	1	0	0	0	2	1	0	0	0
Pauley, P	.000	0	0	0	0	0	0	0	0	0	0	0	Carpenter, P	.000	0	0	0	0	0	0	0	0	0	0	0
Lopez, P	.000	0	0	0	0	0	0	0	0	0	0	0	Jones, P	.000	0	0	0	0	0	0	0	0	0	0	1
Lara, P	.000	0	0	0	0	0	0	0	0	0	0	0	<b>Totals</b>	<b>.218</b>	<b>20</b>	<b>4</b>	<b>4</b>	<b>1</b>	<b>0</b>	<b>0</b>	<b>3</b>	<b>6</b>	<b>6</b>	<b>21</b>	<b>8</b>
<b>Totals</b>	<b>.244</b>	<b>24</b>	<b>1</b>	<b>4</b>	<b>0</b>	<b>0</b>	<b>0</b>	<b>0</b>	<b>1</b>	<b>8</b>	<b>18</b>	<b>7</b>													

**BATTING**

**TB:** Jimenez, A; Salgado; Snyder; Voit.

**Runners left in scoring position, 2 out:** Guzman, R.

**Team RISP:** 0-for-3.

**Team LOB:** 3.

**BASERUNNING**

**SB:** Snyder (39, 2nd base off Carpenter/Jimenez).

**FIELDING**

**E:** Lara (1, throw).

**DP:** (Voit-Salgado).

**BATTING**

**2B:** Beltre (2, Lara).

**TB:** Agbayani; Beltre 2; Daugherty; Sprock.

**RBI:** Daugherty 2 (7); Jimenez (17).

**2-out RBI:** Daugherty 2.

**Runners left in scoring position, 2 out:** Smith II 3; McCombs.

**SF:** Jimenez.

**GIDP:** Sprock.

**Team RISP:** 2-for-11.

**Team LOB:** 6.

**BASERUNNING**

**SB:** Agbayani (3, 2nd base off Lara/Gutierrez); McCombs (5, 2nd base off Lara/Gutierrez).

**FIELDING**

**E:** Smith II (4, throw).

**Outfield assists:** Beltre (Voit at home).

**DP:** (Beltre-Jimenez).

<b>St. Lucie</b>	<b>ERA</b>	<b>IP</b>	<b>H</b>	<b>R</b>	<b>ER</b>	<b>BB</b>	<b>SO</b>	<b>HR</b>	<b>BF</b>	<b>Fort Myers</b>	<b>ERA</b>	<b>IP</b>	<b>H</b>	<b>R</b>	<b>ER</b>	<b>BB</b>	<b>SO</b>	<b>HR</b>	<b>BF</b>
Pauley	2.08	2.0	0	0	0	2	1	0	7	Carpenter (W,1-6)	4.70	5.0	3	1	0	1	7	0	18
Lopez	7.45	1.0	0	0	0	2	2	0	5	Jones (S,1)	0.00	2.0	1	0	0	0	1	0	7
Lara (L, 3-1)(BS, 2)	3.45	3.0	4	4	3	2	3	0	16	<b>Totals</b>	<b>4.40</b>	<b>7.0</b>	<b>4</b>	<b>1</b>	<b>0</b>	<b>1</b>	<b>8</b>	<b>0</b>	<b>25</b>
<b>Totals</b>	<b>3.59</b>	<b>6.0</b>	<b>4</b>	<b>4</b>	<b>3</b>	<b>6</b>	<b>6</b>	<b>0</b>	<b>28</b>										

**WP:** Lara; Carpenter.

**HBP:** McCombs (by Lara).

**Pitch timer violations:** Agbayani 2 (batter timer 2).

**Pitches-strikes:** Pauley 24-11; Lopez 20-11; Lara 65-38; Carpenter 73-51; Jones 29-19.

**Groundouts-flyouts:** Pauley 3-1; Lopez 1-0; Lara 3-1; Carpenter 3-3; Jones 1-4.

**Batters faced:** Pauley 7; Lopez 5; Lara 16; Carpenter 18; Jones 7.

**Umpires:** HP: Kameron Jones. 1B: Jarvis Warner.

**Official Scorer:** Benn Norton.

**Weather:** 85 degrees, Overcast.

**Wind:** 6 mph, L To R.

**First pitch:** 9:03 PM.

**T:** 1:59 (1:58 delay).

**Att:** 3,069.

**Venue:** Lee Health Sports Complex.

**September 5, 2025**

Fort Myers Mighty Mussels Hitting - 2025 - Regular Season - All Players

#	Player	Team	B	AVG	G	AB	R	H	TB	2B	3B	HR	RBI	BB	IBB	SO	SB	CS	OBP	SLG	OPS	PA	SAC	SF	HBP	GIDP	E
11	Acuna, B	FTM	R	.230	56	187	19	43	45	2	0	0	17	29	0	65	10	5	.338	.241	.579	219	0	1	2	6	8
9	Agbayani, B	FTM	L	.214	4	14	3	3	3	0	0	0	0	5	0	2	3	0	.421	.214	.635	19	0	0	0	0	0
22	Amick, W	FTM	R	.267	4	15	2	4	6	2	0	0	0	1	0	6	0	0	.313	.400	.713	16	0	0	0	0	0
20	Bass, J	FTM	S	.125	8	24	2	3	3	0	0	0	0	0	0	9	1	0	.125	.125	.250	24	0	0	0	0	1
24	Beltre, E	FTM	R	.146	25	89	9	13	21	2	0	2	7	14	0	27	6	2	.269	.236	.505	104	0	0	1	1	5
	Briceno, M	FTM	R	.208	59	168	11	35	48	7	0	2	21	18	0	33	10	2	.281	.286	.567	192	0	5	1	4	15
21	Carr, P	FTM	R	.226	84	261	35	59	84	9	2	4	28	35	0	63	1	1	.332	.322	.654	304	0	1	7	4	6
9	Chourio, B	FTM	S	.193	57	197	28	38	46	3	1	1	8	41	0	50	11	5	.340	.234	.574	241	0	0	3	2	1
	Daniels, R	FTM	L	.000	2	9	0	0	0	0	0	0	0	0	0	4	0	0	.000	.000	.000	9	0	0	0	1	0
31	Daugherty, I	FTM	R	.222	9	27	7	6	13	1	0	2	7	5	0	8	0	0	.364	.481	.845	33	0	0	1	0	3
8	Del Rosario, A	FTM	R	.234	69	188	32	44	61	3	4	2	20	17	0	51	32	8	.311	.324	.635	214	4	0	4	2	15
30	Diaw, K	FTM	R	.333	3	9	1	3	7	1	0	1	4	1	0	3	0	0	.500	.778	1.278	12	0	0	2	0	0
22	Doncon, R	FTM	R	.254	15	59	8	15	21	3	0	1	5	7	0	11	2	0	.333	.356	.689	66	0	0	0	2	1
11	Eeles, P	FTM	L	.303	10	33	5	10	13	1	1	0	1	4	0	5	2	1	.378	.394	.772	37	0	0	0	1	1
2	Genth, H	FTM	R	.053	7	19	1	1	1	0	0	0	1	3	0	11	1	1	.217	.053	.270	23	0	0	1	0	2
51	Hernandez, L	FTM	R	.444	4	9	0	4	4	0	0	0	1	3	0	3	0	1	.615	.444	1.059	13	0	0	1	0	0
4	Herrera, Y	FTM	S	.231	10	26	5	6	11	2	0	1	3	8	0	10	3	0	.412	.423	.835	34	0	0	0	1	3
1	Holland, W	FTM	R	.500	1	4	1	2	3	1	0	0	1	0	0	0	0	0	.500	.750	1.250	4	0	0	0	0	0
19	Houghton, M	FTM	R	.269	39	119	32	32	56	4	1	6	20	16	0	38	12	1	.376	.471	.847	141	0	1	5	0	0
22	Houston, M	FTM	R	.370	12	54	10	20	24	4	0	0	9	5	0	13	6	0	.424	.444	.868	59	0	0	0	0	2
22	Jenkins, W	FTM	L	.280	8	25	4	7	10	0	0	1	2	5	0	6	2	0	.419	.400	.819	31	0	0	1	0	1
46	Jimenez, E	FTM	S	.284	22	74	15	21	43	2	1	6	17	23	0	24	1	0	.449	.581	1.030	98	0	1	0	0	3
4	Lee, B	FTM	S	.000	1	3	0	0	0	0	0	0	0	0	0	2	0	0	.000	.000	.000	3	0	0	0	0	0
35	Maitan, K	FTM	R	.300	3	10	0	3	3	0	0	0	0	2	0	3	0	0	.417	.300	.717	12	0	0	0	0	1
4	Martinez, Y	FTM	R	.196	63	194	20	38	53	7	1	2	23	30	0	48	3	4	.319	.273	.592	233	1	2	6	3	13
19	McCombs, J	FTM	L	.240	7	25	2	6	6	0	0	0	2	0	0	4	5	0	.296	.240	.536	27	0	0	2	1	0
20	McNeely, C	FTM	R	.197	43	147	21	29	44	3	0	4	21	26	0	43	14	1	.316	.299	.615	177	0	3	1	4	6
13	Mercedes, Y	FTM	R	.186	94	355	48	66	109	13	0	10	42	55	0	105	34	1	.296	.307	.603	419	0	6	3	4	10
46	Napleton, L	FTM	R	.250	12	40	3	10	13	0	0	1	8	6	0	11	1	0	.340	.325	.665	50	0	3	1	1	0
1	O'Saben, B	FTM	R	.225	43	142	16	32	42	7	0	1	14	14	0	24	16	2	.323	.296	.619	164	0	1	7	6	0
50	Pena, D	FTM	R	.240	95	366	50	88	116	10	0	6	43	35	0	37	28	5	.317	.317	.634	413	0	4	8	7	15
51	Pena, D	FTM	R	.201	54	179	24	36	48	6	0	2	21	23	0	28	0	0	.305	.268	.573	210	0	3	5	8	6
24	Pena, I	FTM	S	.118	5	17	4	2	2	0	0	0	0	3	0	8	0	1	.250	.118	.368	20	0	0	0	0	0
	Pena, R	FTM	R	.150	12	40	3	6	8	2	0	0	1	0	0	17	0	0	.146	.200	.346	41	0	1	0	1	4
	Robinson, S	FTM	R	.077	4	13	1	1	1	0	0	0	0	4	0	6	0	0	.294	.077	.371	17	0	0	0	0	0
20	Rodriguez, E	FTM	L	.348	7	23	3	8	9	1	0	0	3	8	0	10	1	0	.516	.391	.907	31	0	0	0	0	0
43	Rodriguez, J	FTM	R	.149	60	215	24	32	69	9	2	8	29	32	0	80	1	0	.264	.321	.585	250	0	1	2	3	0
51	Roman, J	FTM	R	.045	7	22	2	1	1	0	0	0	3	7	0	12	0	0	.276	.045	.321	29	0	0	0	1	0
51	Ruiz, P	FTM	R	.296	31	108	13	32	42	10	0	0	9	24	0	27	1	0	.424	.389	.813	132	0	0	0	1	4
31	Sabato, A	FTM	R	.118	5	17	0	2	2	0	0	0	1	3	0	4	0	0	.273	.118	.391	22	0	1	1	0	0
11	Salas, J	FTM	S	.444	7	18	5	8	14	3	0	1	7	2	0	5	3	0	.476	.778	1.254	22	1	1	0	1	0
8	Schobel, T	FTM	R	.111	3	9	2	1	2	1	0	0	1	6	0	4	0	0	.467	.222	.689	15	0	0	0	0	0
35	Smith II, J	FTM	R	.237	24	93	10	22	32	2	1	2	14	7	0	25	1	0	.297	.344	.641	101	0	0	1	3	4
33	Sprock, R	FTM	R	.250	22	68	13	17	26	1	1	2	11	14	0	18	2	0	.393	.382	.775	84	0	0	2	3	5
2	Thomason, J	FTM	L	.298	39	121	28	36	70	8	1	8	18	34	0	38	19	1	.466	.579	1.045	161	0	1	5	0	5
30	Valladares, J	FTM	R	.173	53	168	16	29	53	9	0	5	26	11	0	49	4	1	.255	.315	.570	192	0	4	9	6	8
23	Young, Q	FTM	R	.077	4	13	2	1	1	0	0	0	3	2	0	8	0	0	.222	.077	.299	18	0	2	1	0	2
	<b>FTM</b>			<b>.218</b>	<b>124</b>	<b>4016</b>	<b>540</b>	<b>875</b>	<b>1289</b>	<b>139</b>	<b>16</b>	<b>81</b>	<b>472</b>	<b>588</b>	<b>0</b>	<b>1058</b>	<b>236</b>	<b>43</b>	<b>.327</b>	<b>.321</b>	<b>.648</b>	<b>4736</b>	<b>6</b>	<b>42</b>	<b>83</b>	<b>77</b>	<b>161</b>
	<b>OPP</b>			<b>.245</b>	<b>124</b>	<b>4140</b>	<b>641</b>	<b>1014</b>	<b>1511</b>	<b>188</b>	<b>33</b>	<b>81</b>	<b>562</b>	<b>477</b>	<b>0</b>	<b>1135</b>	<b>342</b>	<b>60</b>	<b>.334</b>	<b>.365</b>	<b>.699</b>	<b>4769</b>	<b>14</b>	<b>38</b>	<b>94</b>	<b>50</b>	

Fort Myers Mighty Mussels Pitching - 2025 - Regular Season - All Players																												
#	Player	Team	T	W	L	ERA	G	GS	CG	SHO	GF	HLD	SV	SVO	IP	H	R	ER	HR	HB	BB	IBB	SO	AVG	WP	BK	GIDP	TBF
44	Armbruester, W	FTM	R	1	1	2.45	7	0	0	0	3	0	0	0	11.0	6	5	3	0	0	4	0	9	.154	2	0	0	45
20	Bass, J	FTM	R	0	0	0.00	1	0	0	0	1	0	0	0	1.0	0	0	0	0	0	0	0	1	.000	0	0	0	3
15	Becerra, C	FTM	R	3	2	2.90	13	8	0	0	0	1	0	0	49.2	40	18	16	1	1	16	0	30	.222	2	3	1	202
19	Bengard, S	FTM	R	0	0	4.50	1	1	0	0	0	0	0	0	2.0	1	1	1	0	0	0	0	4	.143	2	0	0	7
31	Bohorquez, A	FTM	R	2	3	4.66	14	10	0	0	0	1	0	0	48.1	34	28	25	6	10	25	0	57	.192	5	2	2	214
19	Bonilla, J	FTM	R	1	0	3.60	8	0	0	0	3	1	1	2	10.0	10	4	4	1	0	4	0	12	.250	0	0	0	44
44	Bortka, J	FTM	R	1	2	14.59	12	0	0	0	2	0	0	0	12.1	18	23	20	1	4	18	0	17	.327	5	2	0	78
15	Bragg, K	FTM	L	0	1	3.00	9	0	0	0	1	2	1	2	12.0	12	5	4	1	2	4	0	18	.279	0	0	2	50
	Briceno, M	FTM	R	0	0	18.00	1	0	0	0	1	0	0	0	1.0	3	2	2	0	0	1	0	1	.500	0	0	0	7
27	Carpenter, M	FTM	L	1	6	4.70	18	17	0	0	0	0	0	0	53.2	61	34	28	4	0	23	0	58	.279	8	1	2	244
21	Carr, P	FTM	R	0	0	7.71	3	0	0	0	3	0	0	0	2.1	6	2	2	0	0	0	0	1	.545	0	0	0	12
35	Culpepper, C	FTM	R	0	0	0.00	1	1	0	0	0	0	0	0	3.0	1	0	0	0	0	1	0	4	.100	0	0	0	11
45	Doktorczyk, J	FTM	R	3	6	5.00	21	12	0	0	3	0	0	0	86.1	88	59	48	11	14	29	0	88	.257	8	0	2	391
46	Feigl, B	FTM	L	0	0	4.50	2	0	0	0	0	0	0	0	2.0	1	1	1	1	0	1	0	1	.143	0	0	0	8
43	Francisco, B	FTM	R	1	0	0.71	7	0	0	0	1	1	0	1	12.2	10	2	1	0	1	2	0	19	.204	0	1	0	52
41	Gabbert, M	FTM	R	0	1	2.21	10	1	0	0	2	1	0	0	20.1	16	5	5	1	0	1	0	16	.216	2	1	4	76
1	Garcia, J	FTM	R	0	3	17.28	3	3	0	0	0	0	0	0	8.1	19	16	16	3	3	6	0	6	.442	1	1	1	52
38	Gomez, R	FTM	R	0	1	3.15	14	0	0	0	12	0	6	6	20.0	18	8	7	2	1	5	0	23	.240	0	0	3	81
40	Hall, J	FTM	R	3	1	6.96	27	3	0	0	8	0	0	1	53.0	62	44	41	5	5	21	0	43	.288	6	1	1	243
8	Hilker, M	FTM	R	1	0	0.00	1	0	0	0	0	0	0	0	2.0	0	0	0	0	0	0	0	3	.000	0	0	0	6
23	Hill, D	FTM	L	0	2	2.77	16	16	0	0	0	0	0	0	52.0	35	20	16	2	3	33	0	68	.190	6	1	1	222
22	Hoopes, H	FTM	R	2	3	2.14	16	0	0	0	10	0	0	2	21.0	11	8	5	1	4	9	0	32	.155	4	0	1	85
19	Houghton, M	FTM	R	0	0	10.13	2	0	0	0	2	0	0	0	2.2	3	3	3	1	1	1	0	0	.273	0	0	0	13
25	Jones, E	FTM	R	2	10	5.13	23	18	0	0	1	0	0	0	100.0	102	65	57	2	10	40	0	84	.261	13	1	7	447
99	Jones, K	FTM	R	0	0	0.00	2	0	0	0	0	0	0	0	1.2	2	3	0	0	0	3	0	2	.200	0	0	0	13
37	Jones, M	FTM	R	0	0	0.00	1	0	0	0	1	0	1	1	2.0	1	0	0	0	0	0	0	1	.143	0	0	0	7
38	Kirby, D	DEL	R	0	0	3.18	4	0	0	0	1	1	0	0	5.2	5	3	2	0	1	6	0	2	.278	0	0	2	25
38	Kirby, D	FTM	R	2	1	6.45	15	0	0	0	9	0	1	3	22.1	24	19	16	2	7	16	0	26	.286	6	0	2	108
38	Kirby, D	2 Teams	R	2	1	5.79	19	0	0	0	10	1	1	3	28.0	29	22	18	2	8	22	0	28	.284	6	0	4	133
41	Kisting, J	FTM	R	3	1	3.97	14	0	0	0	4	0	2	4	34.0	32	17	15	1	2	8	0	41	.237	6	0	0	145
30	Kolhosser, X	FTM	R	0	1	7.88	4	1	0	0	2	0	0	0	8.0	9	7	7	2	0	4	0	13	.281	1	0	0	36
98	MacLeod, C	FTM	L	0	0	0.00	2	2	0	0	0	0	0	0	4.0	0	0	0	0	0	2	0	8	.000	1	0	0	14
41	Narvaez, A	FTM	R	1	2	4.00	6	0	0	0	2	0	1	1	9.0	6	5	4	1	1	6	0	6	.207	2	0	1	37
99	Ohl, P	FTM	R	1	0	0.00	2	0	0	0	0	0	0	0	5.0	2	0	0	0	0	1	0	10	.125	0	0	0	17
24	Oxford, B	FTM	L	3	1	2.63	19	0	0	0	8	3	1	1	27.1	21	12	8	2	2	12	0	33	.214	3	1	0	114
35	Peschl, C	FTM	R	1	1	1.03	6	2	0	0	2	0	1	1	26.1	22	5	3	0	1	9	0	37	.218	3	0	0	111
17	Questad, D	FTM	R	4	7	6.29	24	11	0	0	3	2	1	2	73.0	62	59	51	9	5	57	0	80	.229	8	1	4	338
44	Rocha, L	FTM	R	1	1	11.37	7	0	0	0	1	0	0	2	6.1	8	9	8	1	1	10	0	8	.286	5	0	0	39
38	Rochard, S	FTM	R	0	2	4.05	6	1	0	0	4	0	2	4	13.1	16	12	6	1	0	7	0	19	.286	1	1	1	63
37	Romero, I	FTM	R	4	1	2.60	28	0	0	0	9	3	4	7	45.0	37	23	13	2	6	16	0	50	.220	5	4	2	194
32	Ross, M	FTM	R	4	6	3.18	20	16	0	0	1	0	0	0	82.0	72	34	29	8	4	29	0	76	.233	2	2	3	346
18	Sechrist, Z	FTM	L	4	5	3.00	36	0	0	0	13	3	2	5	69.0	62	28	23	2	4	20	0	58	.236	4	1	2	291
48	Stasiowski, T	FTM	R	2	1	6.50	34	0	0	0	11	1	1	2	45.2	59	38	33	5	2	21	0	44	.314	8	1	6	215
22	Stevens, J	FTM	R	1	0	6.92	6	1	0	0	0	0	0	1	13.0	17	14	10	2	0	12	0	20	.315	0	0	2	67
31	Stewart, B	FTM	R	0	0	0.00	2	0	0	0	0	0	0	0	1.2	0	0	0	0	0	0	0	5	.000	0	0	0	6
31	Tonkin, M	FTM	R	0	0	0.00	1	0	0	0	0	0	0	0	2.0	2	1	0	0	0	0	0	3	.250	1	0	0	8
30	Valladares, J	FTM	R	0	0	0.00	1	0	0	0	1	0	0	0	1.0	3	2	0	0	0	0	0	0	.500	0	0	0	7
		FTM		52	72	4.40	124	124	0	5	124	19	25	48	1078.1	1014	641	527	81	94	477	0	1135	.245	120	25	50	4769
		OPP		72	52	3.58	124	124	0	8	124	48	35	57	1090.0	875	540	434	81	83	588	0	1058	.218	101	11	77	4736

**Florida State League Standings - 2025 - Regular Season**

<b>FSL East</b>	<b>W</b>	<b>L</b>	<b>PCT</b>	<b>GB</b>	<b>L10</b>	<b>STRK</b>	<b>HOME</b>	<b>ROAD</b>	<b>RS</b>	<b>RA</b>	<b>DIFF</b>
*-St. Lucie	76	53	.589	-	5-5	L3	35-31	41-22	678	553	125
@-Daytona	65	64	.504	11.0	8-2	L1	39-27	26-37	701	702	-1
Palm Beach	61	67	.477	14.5	4-6	W1	32-31	29-36	616	639	-23
Jupiter	59	70	.457	17.0	5-5	L1	27-39	32-31	620	711	-91
<b>FSL West</b>	<b>W</b>	<b>L</b>	<b>PCT</b>	<b>GB</b>	<b>L10</b>	<b>STRK</b>	<b>HOME</b>	<b>ROAD</b>	<b>RS</b>	<b>RA</b>	<b>DIFF</b>
*-Lakeland	73	53	.579	-	4-6	W1	40-21	33-32	604	544	60
@-Clearwater	68	59	.535	5.5	3-7	W1	36-29	32-30	576	597	-21
Tampa	62	63	.496	10.5	7-3	L1	30-32	32-31	661	622	39
Dunedin	60	65	.480	12.5	4-6	W1	30-32	30-33	603	563	40
Bradenton	59	69	.461	15.0	3-7	L1	29-35	30-34	579	606	-27
Fort Myers	52	72	.419	20.0	6-4	W3	27-33	25-39	540	641	-101

\* - Clinched Division (1st Half)

@ - Clinched Playoff Berth

**Cancelled Games**

<b>Date</b>	<b>Time (CT)</b>	<b>Time (Local)</b>	<b>Visitor</b>	<b>Home</b>	<b>Venue</b>	<b>Status</b>
5/28/25	CNCL	CNCL	Tampa	Lakeland	Publix Field at Joker Marchant Stadium	Cancelled - Inclement Weather
6/15/25	CNCL	CNCL	Fort Myers	Dunedin	TD Ballpark	Cancelled - Rain
6/17/25	CNCL	CNCL	St. Lucie	Palm Beach	Clover Park	Cancelled
6/19/25	CNCL	CNCL	Lakeland	Fort Myers	Lee Health Sports Complex	Cancelled - Rain
8/9/25	CNCL	CNCL	Palm Beach	Dunedin	TD Ballpark	Cancelled - Inclement Weather
8/10/25	CNCL	CNCL	Clearwater	Fort Myers	Lee Health Sports Complex	Cancelled - Rain
8/24/25	CNCL	CNCL	Daytona	Bradenton	LECOM Park	Cancelled - Rain
8/24/25	CNCL	CNCL	Jupiter	Clearwater	BayCare Ballpark	Cancelled - Rain
8/24/25	CNCL	CNCL	Tampa	Fort Myers	Lee Health Sports Complex	Cancelled - Wet Grounds
8/24/25	CNCL	CNCL	Dunedin	Lakeland	Publix Field at Joker Marchant Stadium	Cancelled - Wet Grounds
8/24/25	CNCL	CNCL	Tampa	Fort Myers	Lee Health Sports Complex	Cancelled - Wet Grounds
8/31/25	CNCL	CNCL	Fort Myers	Dunedin	TD Ballpark	Cancelled - Rain
9/5/25	CNCL	CNCL	Tampa	Clearwater	BayCare Ballpark	Cancelled - Rain