




TWINS MINOR LEAGUE REPORT



Twins



Friday, June 13, 2025

	TEAM	LEVEL	RECORD	YESTERDAY'S SCORE
	St. Paul Saints	TRIPLE-A	31-33; 6.5 GB	Doubleheader at Indianapolis Game 1: L, 2-6 (7) Game 2: L, 0-5 (7)
	Wichita Wind Surge	DOUBLE-A	31-29; 4.0 GB	W, 5-1 vs. Corpus Christi
	Cedar Rapids Kernels	HIGH-A	34-25; T-1st in Midwest West League	Doubleheader vs. Peoria Game 1: W, 3-0 (7) Game 2: L, 3-4 (7)
	Fort Myers Mighty Mussels	LOW-A	27-31; 5.5 GB	Doubleheader at Dunedin Game 1: SUSP Game 2: PPD
	FCL Twins	ROOKIE	17-11; 1st in Florida Complex League South	W, 4-3 (6) vs. FCL Pirates
	DSL Twins	DSL	1-7; 5.5 GB	L, 5-7 at DSL Colorado

Indianapolis Indians (36-28) 6, St. Paul Saints (31-32) 2
 Jun 12th, 2025

	1	2	3	4	5	6	7	R	H	E
St. Paul	0	0	0	0	1	1	0	2	6	0
Indianapolis	3	0	0	0	1	2	x	6	5	1

St. Paul	AB	R	H	RBI	BB	SO	LOB	AVG	Indianapolis	AB	R	H	RBI	BB	SO	LOB	AVG
Eeles, SS	2	0	0	0	0	1	1	.250	Simon, LF	2	1	1	1	1	0	1	.324
Miranda, 1B	4	0	0	0	0	0	3	.211	Bart, C	2	0	1	2	2	1	0	.500
Julien, 2B	3	0	2	0	0	1	0	.252	Solak, 2B	4	1	1	0	0	1	5	.365
McCusker, DH	3	0	0	0	0	1	2	.300	Suwinski, DH	3	1	1	3	0	1	2	.248
Keirsey Jr., CF	3	1	1	0	0	0	1	.258	Cook, B, CF	3	0	0	0	0	2	0	.261
Prato, RF	1	1	1	0	2	0	0	.301	Fraizer, RF	3	0	0	0	0	0	0	.254
Morales, LF	3	0	0	0	0	0	3	.244	Williams, 3B	3	1	1	0	0	2	0	.214
Schobel, 3B	3	0	2	1	0	1	2	.259	Hall, D, 1B	1	1	0	0	2	1	0	.186
Cardenas, C	3	0	0	0	0	2	2	.167	Cheng, T, SS	1	1	0	0	2	0	1	.218
Morris, P	0	0	0	0	0	0	0	.000	Barco, P	0	0	0	0	0	0	0	.000
Bosiokovic, P	0	0	0	0	0	0	0	.000	Ramírez, Y, P	0	0	0	0	0	0	0	.000
Totals	25	2	6	1	2	6	14	.257	Totals	22	6	5	6	7	8	9	.247

BATTING
2B: Julien (4, Barco); Schobel (4, Barco).
TB: Julien 3; Keirsey Jr.; Prato; Schobel 3.
RBI: Schobel (5).
Runners left in scoring position, 2 out: Miranda; Keirsey Jr.; Schobel.
GIDP: Eeles; Miranda.
Team RISP: 1-for-7.
Team LOB: 6.

BATTING
2B: Simon (2, Morris).
HR: Suwinski (8, 1st inning off Morris, 2 on, 1 out).
TB: Bart; Simon 2; Solak; Suwinski 4; Williams.
RBI: Bart 2 (2); Simon (12); Suwinski 3 (32).
2-out RBI: Simon; Bart 2.
Runners left in scoring position, 2 out: Solak 2; Suwinski.
SAC: Simon.
Team RISP: 2-for-5.
Team LOB: 6.

BASERUNNING
SB: Cheng, T (10, 2nd base off Morris/Cardenas).

FIELDING
E: Cheng, T (6, fielding).
Outfield assists: Cook, B (Julien at home).
DP: 2 (Cheng, T-Hall, D; Solak-Hall, D).

St. Paul	IP	H	R	ER	BB	SO	HR	ERA	Indianapolis	IP	H	R	ER	BB	SO	HR	ERA
Morris (L, 2-4)	5.2	5	6	6	4	7	1	4.40	Barco (W, 1-1)	5.0	3	1	1	2	3	0	4.32
Bosiokovic	0.1	0	0	0	3	1	0	7.66	Ramírez, Y (S, 4)	2.0	3	1	0	0	3	0	4.37
Totals	6.0	5	6	6	7	8	1	5.26	Totals	7.0	6	2	1	2	6	0	4.47

HBP: Eeles 2 (by Barco, by Ramírez, Y).
Pitches-strikes: Morris 97-62; Bosiokovic 18-5; Barco 76-46; Ramírez, Y 36-26.
Groundouts-flyouts: Morris 6-3; Bosiokovic 0-0; Barco 4-5; Ramírez, Y 2-0.
Batters faced: Morris 26; Bosiokovic 4; Barco 20; Ramírez, Y 9.
Inherited runners-scored: Bosiokovic 2-2.
Umpires: HP: Dillon Wilson. 1B: John Bacon. 3B: Ben Phillips.
Weather: 87 degrees, Overcast.
Wind: 2 mph, Calm.
First pitch: 6:06 PM.
T: 1:57.
Att: 6,804.
Venue: Victory Field.
June 12, 2025

	1	2	3	4	5	6	7	R	H	E
Indianapolis	3	1	0	0	0	1	0	5	7	0
St. Paul	0	0	0	0	0	0	0	0	3	2

Indianapolis	AB	R	H	RBI	BB	SO	LOB	AVG	St. Paul	AB	R	H	RBI	BB	SO	LOB	AVG
Simon, LF	3	1	1	0	1	1	1	.324	Eeles, DH	3	0	1	0	0	2	0	.257
Bart, DH	3	0	0	0	0	2	2	.286	Miranda, 1B	1	0	0	0	2	0	0	.209
Yorke, 2B	2	1	1	0	1	1	1	.270	Julien, 2B	3	0	0	0	0	1	3	.245
Cook, B, 1B	3	1	2	2	0	0	1	.267	McCusker, RF	3	0	0	0	0	2	2	.295
Peguero, CF	3	1	1	2	0	1	1	.238	Keirsey Jr., LF	3	0	1	0	0	1	0	.265
Stewart, D, RF	3	0	0	0	0	2	0	.134	Prato, 3B	3	0	0	0	0	0	1	.293
Williams, SS	3	1	1	0	0	0	0	.217	Schobel, SS	3	0	1	0	0	1	1	.267
Wilson, C	3	0	1	0	0	0	1	.300	Cartaya, C	2	0	0	0	1	2	1	.082
Cheng, T, 3B	3	0	0	0	0	1	2	.214	Houghton, CF	2	0	0	0	0	1	2	.200
Fellows, P	0	0	0	0	0	0	0	.000	Dobnak, P	0	0	0	0	0	0	0	.000
Moreta, P	0	0	0	0	0	0	0	.000	Whorff, P	0	0	0	0	0	0	0	.000
Yean, P	0	0	0	0	0	0	0	.000	Jensen, P	0	0	0	0	0	0	0	.000
Totals	26	5	7	4	2	8	9	.247	Totals	23	0	3	0	3	10	10	.256

BATTING

HR: Peguero (3, 1st inning off Dobnak, 1 on, 2 out).

TB: Cook, B 2; Peguero 4; Simon; Williams; Wilson; Yorke.

RBI: Cook, B 2 (19); Peguero 2 (25).

2-out RBI: Cook, B; Peguero 2.

Runners left in scoring position, 2 out: Bart.

GIDP: Cook, B; Peguero.

Team RISP: 2-for-4.

Team LOB: 2.

BASERUNNING

SB: Simon 2 (7, 2nd base off Dobnak/Cartaya, 2nd base off Dobnak/Cartaya).

FIELDING

DP: (Yorke-Williams-Cook, B).

BATTING

2B: Keirsey Jr. (4, Moreta).

TB: Eeles; Keirsey Jr. 2; Schobel.

Runners left in scoring position, 2 out: McCusker; Houghton.

GIDP: Julien.

Team RISP: 0-for-5.

Team LOB: 5.

FIELDING

E: Cartaya (2, throw); Whorff (1, pickoff).

DP: 2 (Schobel-Julien-Miranda; Julien-Schobel-Miranda).

Indianapolis	IP	H	R	ER	BB	SO	HR	ERA	St. Paul	IP	H	R	ER	BB	SO	HR	ERA
Fellows	4.0	0	0	0	1	6	0	4.34	Dobnak (L, 0-3)	3.0	4	4	3	2	4	1	6.15
Moreta (W, 1-0)	1.0	1	0	0	1	2	0	3.55	Whorff	3.0	2	1	0	0	2	0	5.40
Yean	2.0	2	0	0	1	2	0	3.04	Jensen	1.0	1	0	0	0	2	0	5.33
Totals	7.0	3	0	0	3	10	0	4.41	Totals	7.0	7	5	3	2	8	1	5.24

Pitches-strikes: Fellows 50-34; Moreta 19-10; Yean 27-19; Dobnak 63-33; Whorff 36-24; Jensen 17-12.

Groundouts-flyouts: Fellows 3-1; Moreta 0-1; Yean 2-0; Dobnak 3-1; Whorff 3-2; Jensen 1-0.

Batters faced: Fellows 13; Moreta 5; Yean 8; Dobnak 14; Whorff 10; Jensen 4.

Umpires: HP: John Bacon. 1B: Ben Phillips. 3B: Dillon Wilson.

Weather: 83 degrees, Overcast.

Wind: 3 mph, Calm.

First pitch: 8:40 PM.

T: 1:51.

Venue: Victory Field.

June 12, 2025

St. Paul Saints Hitting - 2025 - Regular Season - All Players

#	Player	Team	B	AVG	G	AB	R	H	TB	2B	3B	HR	RBI	BB	IBB	SO	SB	CS	OBP	SLG	OPS	PA	SAC	SF	HBP	GIDP	E
4	Alvarez, A	STP	R	.226	38	137	19	31	50	7	0	4	22	14	0	44	0	0	.307	.365	.672	153	0	0	2	1	4
30	Bischoff, K	STP	R	.000	17	1	0	0	0	0	0	0	0	0	0	1	0	0	.000	.000	.000	1	0	0	0	0	1
46	Bosiokovic, J	STP	R	.000	19	1	0	0	0	0	0	0	0	0	0	1	0	0	.000	.000	.000	1	0	0	0	0	1
19	Camargo, J	STP	R	.212	31	113	11	24	36	6	0	2	13	7	0	46	1	0	.258	.319	.577	120	0	0	0	4	2
18	Cardenas, N	STP	R	.167	2	6	0	1	1	0	0	0	0	1	0	2	0	0	.286	.167	.453	7	0	0	0	0	0
57	Cartaya, D	STP	R	.082	16	49	4	4	7	0	0	1	1	9	0	34	0	0	.237	.143	.380	59	0	0	1	3	2
11	Eeles, P	STP	L	.257	9	35	4	9	9	0	0	0	2	1	0	5	3	1	.325	.257	.582	40	0	1	3	1	3
1	Fitzgerald, R	STP	L	.284	47	169	23	48	79	12	2	5	25	23	0	47	3	4	.378	.467	.845	196	0	1	3	3	3
45	Ford, M	STP	L	.239	49	163	24	39	71	8	0	8	27	27	0	47	0	2	.351	.436	.787	191	0	0	1	3	3
16	Gasper, M	STP	S	.347	32	118	25	41	79	11	0	9	21	21	1	23	2	0	.454	.669	1.123	141	0	0	2	0	0
8	Holland, W	STP	R	.296	17	54	14	16	28	3	0	3	13	6	0	18	3	1	.355	.519	.874	62	0	2	0	0	0
54	Houghton, M	STP	R	.200	3	5	2	1	4	0	0	1	1	0	0	3	0	0	.200	.800	1.000	5	0	0	0	0	0
26	Jensen, R	STP	R	.000	19	0	0	0	0	0	0	0	0	0	0	0	0	0	.000	.000	.000	0	0	0	0	0	1
63	Julien, E	STP	L	.245	33	106	13	26	36	4	0	2	11	29	0	38	2	1	.410	.340	.750	139	0	2	2	1	3
8	Keaschall, L	STP	R	.261	14	46	8	12	16	1	0	1	5	9	0	11	4	1	.379	.348	.727	58	0	2	1	1	0
65	Keirsey Jr., D	STP	L	.265	9	34	4	9	13	4	0	0	4	1	0	7	1	0	.306	.382	.688	36	0	0	1	1	0
20	Lee, B	STP	S	.300	3	10	0	3	3	0	0	0	0	1	0	2	0	0	.364	.300	.664	11	0	0	0	0	0
18	Lewis, R	STP	R	.174	6	23	3	4	5	1	0	0	1	0	0	6	0	0	.167	.217	.384	24	0	1	0	0	0
51	Lovelady, R	STP	L	.000	18	0	0	0	0	0	0	0	0	0	0	0	0	0	.000	.000	.000	0	0	0	0	0	0
67	Martin, A	STP	R	.438	9	32	5	14	15	1	0	0	2	7	0	2	2	0	.538	.469	1.007	39	0	0	0	1	0
9	McCusker, C	STP	R	.295	49	173	28	51	98	11	0	12	39	20	0	62	2	2	.376	.566	.942	199	0	1	3	5	1
64	Miranda, J	STP	R	.209	29	110	11	23	36	7	0	2	10	11	0	14	0	0	.293	.327	.620	123	0	0	2	6	1
62	Morales, J	STP	R	.244	59	180	32	44	74	8	2	6	23	26	0	41	3	1	.353	.411	.764	215	0	3	6	1	1
49	Prato, A	STP	R	.293	45	116	16	34	47	4	0	3	13	17	0	20	10	2	.420	.405	.825	144	1	1	9	4	2
2	Rodriguez, E	STP	L	.232	39	125	20	29	49	6	1	4	16	32	0	56	6	3	.400	.392	.792	160	0	0	3	0	2
4	Schobel, T	STP	R	.267	9	30	2	8	15	4	0	1	5	3	0	12	0	0	.333	.500	.833	33	0	0	0	1	1
12	Severino, Y	STP	S	.219	20	64	8	14	18	4	0	0	5	12	0	27	0	0	.342	.281	.623	76	0	0	0	3	4
63	Shuffield, D	STP	R	.150	11	20	1	3	3	0	0	0	0	1	0	7	0	0	.190	.150	.340	21	0	0	0	0	1
40	Speas, A	STP	R	.000	15	0	0	0	0	0	0	0	0	0	0	0	0	0	.000	.000	.000	0	0	0	0	0	0
60	Wallner, M	STP	L	.320	6	25	8	8	24	1	0	5	13	2	0	6	0	0	.370	.960	1.330	27	0	0	0	0	0
38	Winkel, P	STP	L	.279	19	68	10	19	38	4	0	5	10	3	0	27	0	0	.319	.559	.878	72	0	0	1	2	0
	STP			.256	64	2013	295	515	854	107	5	74	282	283	1	609	42	18	.357	.424	.781	2353	1	14	40	41	40
	OPP			.272	64	2062	342	560	906	115	9	71	317	265	0	556	86	23	.360	.439	.799	2385	13	16	28	37	

St. Paul Saints Pitching - 2025 - Regular Season - All Players

#	Player	Team	T	W	L	ERA	G	GS	CG	SHO	GF	HLD	SV	SVO	IP	H	R	ER	HR	HB	BB	IBB	SO	AVG	WP	BK	GIDP	TBF
39	Adams, T	STP	R	3	1	3.33	14	3	0	0	5	2	3	4	46.0	43	18	17	2	2	10	0	41	.244	4	0	3	191
54	Beede, T	STP	R	1	0	8.00	7	1	0	0	3	0	1	1	9.0	12	8	8	3	0	9	0	7	.324	1	0	1	46
30	Bischoff, K	STP	R	4	1	4.95	17	0	0	0	6	2	1	3	20.0	18	15	11	1	2	13	0	26	.234	2	0	1	93
32	Blewett, S	STP	R	0	1	11.57	2	0	0	0	1	0	0	1	2.1	3	3	3	0	0	2	0	3	.300	0	0	0	12
46	Bosiokovic, J	STP	R	0	3	7.66	19	0	0	0	8	2	0	1	22.1	20	19	19	5	4	19	0	26	.235	3	0	1	109
	Coulombe, D	STP	L	0	0	0.00	1	0	0	0	0	0	0	0	1.0	0	0	0	0	0	0	0	0	.000	0	0	0	3
23	Dobnak, R	STP	R	0	3	6.15	10	6	0	0	1	0	0	2	33.2	34	25	23	4	2	19	0	27	.268	0	0	4	152
41	Feigl, B	STP	L	2	1	6.94	11	0	0	0	3	1	2	3	11.2	12	10	9	2	0	4	0	13	.255	3	0	1	51
58	Festa, D	STP	R	2	1	2.83	6	6	0	0	0	0	0	0	28.2	24	10	9	2	0	4	0	34	.226	1	0	0	111
53	Funderburk, K	STP	L	2	0	1.88	11	0	0	0	3	0	1	2	14.1	8	4	3	2	1	5	0	16	.167	2	0	1	54
26	Jensen, R	STP	R	2	3	5.33	19	1	0	0	6	3	0	0	25.1	21	18	15	2	1	24	0	34	.233	2	0	2	120
20	Laweryson, C	STP	R	1	0	0.00	3	0	0	0	1	0	0	0	5.0	2	0	0	0	0	4	0	5	.125	0	0	1	20
31	Lewis, C	STP	R	1	4	9.42	9	6	0	0	0	0	0	1	28.2	44	31	30	7	1	21	0	29	.346	2	0	1	149
18	López, P	STP	R	0	1	1.93	1	1	0	0	0	0	0	0	4.2	3	1	1	1	1	0	0	4	.200	0	0	1	17
51	Lovelady, R	STP	L	0	1	1.37	18	0	0	0	8	4	6	6	19.2	14	6	3	2	0	7	0	21	.197	1	0	1	79
61	MacLeod, C	STP	L	0	0	0.00	1	1	0	0	0	0	0	0	3.2	1	1	0	0	0	4	0	5	.083	0	0	1	16
52	Matthews, Z	STP	R	2	1	1.93	7	7	0	0	0	0	0	0	32.2	30	9	7	1	0	9	0	38	.240	2	0	3	135
25	McCaughan, D	STP	R	4	1	4.06	9	5	0	0	1	0	0	0	37.2	47	19	17	8	4	16	0	37	.309	2	0	1	173
66	Misiewicz, A	STP	L	1	0	3.38	19	0	0	0	12	1	6	8	24.0	18	10	9	4	0	5	0	25	.212	3	0	2	90
37	Morris, A	STP	R	2	4	4.40	12	12	0	0	0	0	0	0	59.1	75	33	29	7	2	20	0	52	.318	1	1	6	262
61	Nowlin, J	STP	L	0	0	10.80	1	0	0	0	0	0	0	0	1.2	4	2	2	2	0	1	0	3	.444	0	0	0	10
49	Prato, A	STP	R	0	0	37.80	2	0	0	0	2	0	0	0	1.2	8	7	7	3	0	1	0	0	.615	0	0	0	14
48	Raya, M	STP	R	0	3	8.81	11	11	0	0	0	0	0	0	31.2	41	32	31	3	4	23	0	41	.315	5	1	3	160
13	Rozek, A	STP	L	0	0	6.75	1	1	0	0	0	0	0	0	4.0	6	3	3	0	0	4	0	3	.353	0	0	0	21
40	Speas, A	STP	R	2	2	11.12	15	0	0	0	3	1	1	2	17.0	27	22	21	1	1	20	0	20	.365	3	0	1	98
60	Tonkin, M	STP	R	0	0	7.45	7	0	0	0	0	1	0	1	9.2	14	8	8	4	1	5	0	12	.326	0	0	0	49
61	Whorff, J	STP	R	0	1	5.40	4	0	0	0	0	0	0	0	10.0	11	8	6	2	0	1	0	11	.275	0	0	1	42
43	Woods Richardson, S	STP	R	2	0	4.24	3	3	0	0	0	0	0	0	17.0	15	8	8	3	1	4	0	19	.227	1	0	0	71
25	Yanez, G	STP	L	0	0	18.00	1	0	0	0	0	0	0	0	2.0	1	4	4	0	0	4	0	3	.143	0	1	0	11
47	Ynoa, H	STP	R	0	1	10.38	5	0	0	0	1	1	0	1	4.1	4	8	5	0	1	7	0	1	.222	0	0	1	26
		STP		31	33	5.24	64	64	0	3	64	18	21	36	528.2	560	342	308	71	28	265	0	556	.272	38	3	37	2385
		OPP		33	31	4.62	64	64	0	5	64	26	15	26	528.1	515	295	271	74	40	283	1	609	.256	26	0	41	2353

International League Standings - 2025 - Regular Season

INT East	W	L	PCT	GB	L10	STRK	HOME	ROAD	RS	RA	DIFF
Lehigh Valley	44	22	.667	-	4-6	W1	21-9	23-13	409	313	96
Jacksonville	40	26	.606	4.0	6-4	W3	24-12	16-14	288	266	22
Durham	37	29	.561	7.0	6-4	W2	20-13	17-16	321	256	65
Worcester	36	29	.554	7.5	9-1	L1	19-13	17-16	350	307	43
Scranton/WB	32	31	.508	10.5	7-3	W4	16-15	16-16	340	297	43
Charlotte	32	34	.485	12.0	6-4	L2	21-18	11-16	369	382	-13
Syracuse	29	37	.439	15.0	3-7	L5	15-21	14-16	323	353	-30
Buffalo	27	37	.422	16.0	5-5	L1	17-13	10-24	290	346	-56
Norfolk	27	38	.415	16.5	7-3	W4	10-20	17-18	342	357	-15
Rochester	22	42	.344	21.0	1-9	L9	12-21	10-21	281	424	-143
INT West	W	L	PCT	GB	L10	STRK	HOME	ROAD	RS	RA	DIFF
Nashville	38	27	.585	-	6-4	L3	21-11	17-16	315	247	68
Indianapolis	37	28	.569	1.0	6-4	W2	24-9	13-19	276	287	-11
Memphis	35	28	.556	2.0	5-5	L1	16-12	19-16	358	330	28
Iowa	36	29	.554	2.0	7-3	W3	15-14	21-15	348	280	68
Toledo	35	31	.530	3.5	3-7	L3	23-13	12-18	315	301	14
St. Paul	31	33	.484	6.5	3-7	L2	18-14	13-19	295	342	-47
Columbus	28	35	.444	9.0	6-4	W1	15-13	13-22	300	306	-6
Omaha	28	37	.431	10.0	5-5	W3	17-19	11-18	341	362	-21
Louisville	27	39	.409	11.5	3-7	L3	18-15	9-24	316	357	-41
Gwinnett	25	40	.385	13.0	4-6	W1	15-17	10-23	227	297	-70

Cancelled Games

Date	Time (CT)	Time (Local)	Visitor	Home	Venue	Status
4/5/25	CNCL	CNCL	Iowa	Indianapolis	Victory Field	Cancelled - Rain
4/6/25	CNCL	CNCL	Buffalo	Memphis	AutoZone Park	Cancelled - Inclement Weather
4/6/25	CNCL	CNCL	Buffalo	Memphis	AutoZone Park	Cancelled - Inclement Weather
4/12/25	CNCL	CNCL	Columbus	Worcester	Polar Park	Cancelled - Snow
4/20/25	CNCL	CNCL	Norfolk	Omaha	Werner Park	Cancelled - Rain
5/3/25	CNCL	CNCL	St. Paul	Columbus	Huntington Park	Cancelled - Rain
5/3/25	CNCL	CNCL	St. Paul	Columbus	Huntington Park	Cancelled - Rain
5/8/25	CNCL	CNCL	Rochester	Scranton/WB	PNC Field	Cancelled - Rain
5/9/25	CNCL	CNCL	Rochester	Scranton/WB	PNC Field	Cancelled - Rain
5/25/25	CNCL	CNCL	Scranton/WB	Nashville	First Horizon Park	Cancelled - Rain

Wichita Wind Surge (31-29) 5, Corpus Christi Hooks (21-38) 1
Jun 12th, 2025

	1	2	3	4	5	6	7	8	9	R	H	E
Corpus Christi	0	0	1	0	0	0	0	0	0	1	4	1
Wichita	0	0	0	4	1	0	0	0	x	5	5	0

Corpus Christi	AB	R	H	RBI	BB	SO	LOB	AVG	Wichita	AB	R	H	RBI	BB	SO	LOB	AVG
Sacco Jr., SS	5	0	0	1	0	1	5	.286	Fedko, K, CF	4	0	0	0	0	2	1	.239
Baez, RF	3	0	0	0	1	2	2	.065	Gonzalez, G, DH	4	0	0	0	0	1	0	.284
Díaz, Edwin, 3B	3	0	0	0	0	1	3	.250	Rosario, RF	2	1	0	0	2	2	0	.238
Lavastida, DH	4	0	0	0	0	1	2	.253	Cespedes, 3B	2	2	1	0	2	0	1	.266
García, J, C	3	0	0	0	0	0	1	.220	Olivar, C	3	1	1	0	1	0	1	.275
Ferreras, 2B	4	0	1	0	0	2	2	.233	Cossetti, 1B	2	1	0	1	1	1	1	.239
Austin, LF	4	1	1	0	0	1	1	.222	Dearden, LF	3	0	2	2	0	1	0	.296
Wroblewski, 1B	2	0	1	0	2	1	0	.227	Ross, SS	3	0	1	0	0	0	2	.201
Perez, R, CF	3	0	1	0	1	1	1	.240	Rucker, 2B	3	0	0	0	0	0	2	.220
Urias, P	0	0	0	0	0	0	0	.000	Klein, P	0	0	0	0	0	0	0	.000
Santa, P	0	0	0	0	0	0	0	.000	Nowlin, P	0	0	0	0	0	0	0	.000
Chirinos, P	0	0	0	0	0	0	0	.000	Martinez, Mi, P	0	0	0	0	0	0	0	.000
Totals	31	1	4	1	4	10	17	.212	Stankiewicz, P	0	0	0	0	0	0	0	.000
									Percival, P	0	0	0	0	0	0	0	.000
									Totals	26	5	5	3	6	7	8	.254

BATTING
2B: Ferreras (6, Klein).
TB: Austin; Ferreras 2; Perez, R; Wroblewski.
RBI: Sacco Jr. (1).
Runners left in scoring position, 2 out: Sacco Jr. 2; Austin; Ferreras; Díaz, Edwin 2.
Team RISP: 1-for-8.
Team LOB: 9.

BASERUNNING
SB: Wroblewski 2 (7, 2nd base off Martinez, Mi/Olivar, 3rd base off Martinez, Mi/Olivar).

FIELDING
E: Urias (2, throw).
DP: 3 (Sacco Jr.-Ferreras; 2 Sacco Jr.-Ferreras-Wroblewski).

BATTING
TB: Cespedes; Dearden 2; Olivar; Ross.
RBI: Cossetti (21); Dearden 2 (15).
Runners left in scoring position, 2 out: Cossetti; Fedko, K.
GIDP: Olivar; Rucker.
Team RISP: 3-for-7.
Team LOB: 4.

BASERUNNING
SB: Rosario (12, 2nd base off Urias/Garcia, J).

Corpus Christi	IP	H	R	ER	BB	SO	HR	ERA	Wichita	IP	H	R	ER	BB	SO	HR	ERA
Urias (L, 2-3)	5.0	5	5	4	5	2	0	5.02	Klein	4.0	3	1	1	1	4	0	3.56
Santa	2.0	0	0	0	0	4	0	0.86	Nowlin (W, 2-0)	2.0	0	0	0	1	4	0	5.91
Chirinos	1.0	0	0	0	1	1	0	0.00	Martinez, Mi	2.0	0	0	0	1	1	0	3.72
Totals	8.0	5	5	4	6	7	0	4.32	Stankiewicz	0.2	1	0	0	0	1	0	4.44
									Percival	0.1	0	0	0	1	0	0	0.00
									Totals	9.0	4	1	1	4	10	0	3.64

HBP: Garcia, J (by Nowlin); Díaz, Edwin (by Martinez, Mi); Cossetti (by Urias).
Pitches-strikes: Urias 85-52; Santa 26-17; Chirinos 17-9; Klein 66-43; Nowlin 33-20; Martinez, Mi 30-16; Stankiewicz 15-8; Percival 7-3.
Groundouts-flyouts: Urias 4-4; Santa 0-1; Chirinos 1-0; Klein 4-3; Nowlin 0-0; Martinez, Mi 1-2; Stankiewicz 0-1; Percival 1-0.
Batters faced: Urias 24; Santa 6; Chirinos 3; Klein 16; Nowlin 8; Martinez, Mi 8; Stankiewicz 3; Percival 2.
Inherited runners-scored: Percival 1-0.
Umpires: HP: Connor Crowell. 1B: Brandon Tipton. 3B: Isabella Robb.
Weather: 77 degrees, Partly Cloudy.
Wind: 10 mph, R To L.
First pitch: 7:06 PM.
T: 2:35.
Att: 3,762.
Venue: Equity Bank Park.
June 12, 2025

Wichita Wind Surge Hitting - 2025 - Regular Season - All Players

#	Player	Team	B	AVG	G	AB	R	H	TB	2B	3B	HR	RBI	BB	IBB	SO	SB	CS	OBP	SLG	OPS	PA	SAC	SF	HBP	GIDP	E
9	Baez, N	WCH	R	.000	1	3	0	0	0	0	0	0	0	1	0	0	0	0	.250	.000	.250	4	0	0	0	0	0
9	Cardenas, N	WCH	R	.257	30	101	21	26	42	7	0	3	17	22	0	25	0	1	.409	.416	.825	127	0	0	4	3	2
24	Cerda, A	WCH	R	.125	10	32	3	4	10	1	1	1	5	3	0	15	0	0	.200	.313	.513	35	0	0	0	0	1
20	Cespedes, R	WCH	L	.266	48	192	21	51	80	11	3	4	32	19	0	27	1	1	.333	.417	.750	213	0	1	1	9	9
31	Cossetti, A	WCH	R	.239	33	113	19	27	57	7	1	7	21	17	0	37	0	0	.363	.504	.867	135	0	0	5	2	5
15	Dearden, T	WCH	L	.296	33	108	10	32	44	4	1	2	15	12	0	19	2	0	.374	.407	.781	123	0	1	2	4	1
17	Fedko, K	WCH	R	.239	52	184	34	44	85	8	0	11	32	37	0	47	12	4	.374	.462	.836	227	0	2	4	3	2
4	Gonzalez, G	WCH	R	.284	19	74	11	21	29	4	2	0	2	9	0	10	2	0	.376	.392	.768	85	0	0	2	2	1
32	Jenkins, W	WCH	L	.125	2	8	0	1	1	0	0	0	0	0	0	2	0	0	.125	.125	.250	8	0	0	0	0	0
11	Olivar, R	WCH	R	.275	45	182	28	50	79	8	0	7	27	22	0	32	4	1	.354	.434	.788	206	0	1	1	6	2
18	Ortega, J	WCH	R	.239	40	117	18	28	50	4	0	6	19	21	0	29	5	0	.355	.427	.782	139	1	0	0	2	3
26	Rosario, K	WCH	R	.238	56	210	32	50	80	11	2	5	26	34	0	74	12	2	.344	.381	.725	247	0	2	1	1	2
2	Ross, B	WCH	R	.201	56	199	22	40	62	8	1	4	17	26	0	55	6	3	.297	.312	.609	229	0	2	2	3	5
5	Rucker, J	WCH	R	.220	35	118	15	26	31	3	1	0	11	16	0	20	3	1	.314	.263	.577	137	0	2	1	5	1
19	Sabato, A	WCH	R	.305	39	141	21	43	81	11	0	9	26	20	0	42	1	0	.399	.574	.973	163	0	0	2	4	1
8	Salas, J	WCH	S	.250	3	8	1	2	3	1	0	0	1	3	0	4	1	0	.455	.375	.830	12	1	0	0	0	0
8	Schobel, T	WCH	R	.292	49	202	39	59	94	12	1	7	29	25	0	33	7	1	.372	.465	.837	234	0	4	3	6	6
0	Shuffield, D	WCH	R	.429	2	7	2	3	5	2	0	0	0	1	0	2	0	0	.500	.714	1.214	8	0	0	0	0	0
	WCH			.254	60	1999	297	507	833	102	13	66	280	288	0	473	56	14	.353	.417	.770	2332	2	15	28	50	48
	OPP			.241	60	1983	243	477	714	75	9	48	218	170	5	517	84	24	.307	.360	.667	2205	4	17	29	36	

Wichita Wind Surge Pitching - 2025 - Regular Season - All Players

#	Player	Team	T	W	L	ERA	G	GS	CG	SHO	GF	HLD	SV	SVO	IP	H	R	ER	HR	HB	BB	IBB	SO	AVG	WP	BK	GIDP	TBF
37	Baker, T	WCH	R	2	2	2.86	11	11	0	0	0	0	0	0	50.1	40	19	16	2	3	12	0	51	.211	1	4	3	205
0	Bowen, D	WCH	R	2	2	3.96	10	9	0	0	1	0	0	0	38.2	26	17	17	7	4	15	0	29	.186	1	1	2	159
41	Castro, R	WCH	R	0	3	6.31	10	8	0	0	0	1	0	0	35.2	44	25	25	5	1	9	0	34	.301	4	0	1	159
1	Cesar, J	WCH	R	1	3	5.12	17	0	0	0	13	0	3	6	19.1	20	12	11	2	1	8	1	14	.263	1	0	1	86
47	Chaney, C	WCH	R	0	0	4.63	3	2	0	0	0	0	0	0	11.2	16	7	6	1	0	3	0	5	.333	0	0	2	53
46	Klein, J	WCH	R	3	4	3.56	16	3	0	0	0	1	0	1	48.0	46	30	19	5	2	16	0	59	.240	3	0	0	212
40	Laweryson, C	WCH	R	0	3	2.89	17	0	0	0	14	1	6	6	18.2	20	9	6	0	1	4	0	20	.282	1	0	2	76
44	MacLeod, C	WCH	L	0	1	1.31	6	6	0	0	0	0	0	0	20.2	17	3	3	0	0	8	0	21	.227	2	0	1	83
35	Macuare, A	WCH	R	2	0	5.82	13	0	0	0	3	1	0	0	21.2	24	15	14	4	2	8	0	17	.286	0	0	2	96
16	Martinez, M	WCH	R	1	2	3.72	15	0	0	0	5	1	0	0	19.1	15	9	8	1	2	13	0	17	.214	1	0	1	86
23	Nowlin, J	WCH	L	2	0	5.91	17	0	0	0	6	4	1	3	21.1	19	15	14	2	4	16	0	30	.229	7	0	2	103
13	Ohl, P	WCH	R	3	1	2.56	11	2	0	0	2	1	1	1	31.2	29	9	9	2	0	4	0	34	.236	1	1	0	127
22	Paredes, M	WCH	R	7	0	2.66	16	1	0	0	2	1	0	1	47.1	36	16	14	2	3	18	0	39	.209	1	0	2	195
40	Percival, C	SOM	R	0	1	12.60	5	0	0	0	1	1	0	0	5.0	9	7	7	1	0	5	0	7	.391	1	0	0	29
40	Percival, C	WCH	R	1	0	0.00	2	0	0	0	1	0	0	0	2.1	1	0	0	0	0	1	0	2	.143	0	0	0	8
40	Percival, C	2 Teams	R	1	1	8.59	7	0	0	0	2	1	0	0	7.1	10	7	7	1	0	6	0	9	.333	1	0	0	37
43	Prielipp, C	WCH	L	0	2	3.13	10	10	0	0	0	0	0	0	31.2	32	13	11	3	3	6	0	40	.269	0	0	6	128
30	Rozek, A	WCH	L	3	1	2.68	10	8	0	0	0	0	0	0	50.1	46	15	15	5	3	9	0	46	.249	2	0	7	200
39	Stankiewicz, J	WCH	R	1	2	4.44	20	0	0	0	8	5	3	6	24.1	22	15	12	3	0	11	2	22	.247	3	0	3	104
33	Whorff, J	WCH	R	3	2	2.28	15	0	0	0	5	1	0	3	27.2	20	9	7	3	0	6	2	33	.200	2	0	1	109
48	Wosinski, J	WCH	R	0	1	15.00	2	0	0	0	0	1	0	0	3.0	4	5	5	1	0	3	0	4	.308	0	0	0	16
	WCH			31	29	3.64	60	60	0	5	60	18	14	27	523.2	477	243	212	48	29	170	5	517	.241	30	6	36	2205
	OPP			29	31	4.81	60	60	0	3	60	16	13	21	524.0	507	297	280	66	28	288	0	473	.254	34	8	50	2332

Texas League Standings - 2025 - Regular Season

TEX North	W	L	PCT	GB	L10	STRK	HOME	ROAD	RS	RA	DIFF
Springfield	35	25	.583	-	9-1	W4	15-15	20-10	309	257	52
NW Arkansas	31	29	.517	4.0	5-5	L1	14-16	17-13	306	306	0
Wichita	31	29	.517	4.0	6-4	W1	17-10	14-19	297	243	54
Arkansas	30	30	.500	5.0	4-6	W1	14-13	16-17	277	276	1
Tulsa	24	36	.400	11.0	2-8	L6	16-17	8-19	257	335	-78
TEX South	W	L	PCT	GB	L10	STRK	HOME	ROAD	RS	RA	DIFF
Midland	35	25	.583	-	6-4	W1	20-10	15-15	291	215	76
Frisco	33	26	.559	1.5	3-7	L1	16-16	17-10	282	281	1
San Antonio	33	27	.550	2.0	6-4	W2	19-14	14-13	250	263	-13
Amarillo	26	34	.433	9.0	5-5	L2	11-16	15-18	283	313	-30
Corpus Christi	21	38	.356	13.5	4-6	L1	11-19	10-19	216	279	-63

Cancelled Games

Date	Time (CT)	Time (Local)	Visitor	Home	Venue	Status
5/18/25	CNCL	CNCL	Corpus Christi	Frisco	Riders Field	Cancelled - Lightning

Cedar Rapids Kernels (35-24) 3, Peoria Chiefs (24-35) 0
 Jun 12th, 2025

	1	2	3	4	5	6	7	R	H	E
Peoria	0	0	0	0	0	0	0	0	3	1
Cedar Rapids	0	1	0	2	0	0	x	3	7	0

Peoria	AB	R	H	RBI	BB	SO	LOB	AVG	Cedar Rapids	AB	R	H	RBI	BB	SO	LOB	AVG
Richardson, 2B	3	0	0	0	0	2	2	.274	Culpepper, SS	3	0	2	0	0	0	0	.305
Gazdar, 3B	3	0	2	0	0	0	0	.294	DeBarge, 2B	3	0	0	0	0	0	2	.260
Petrutz, LF	3	0	0	0	0	0	3	.290	Winokur, DH	3	1	1	1	0	1	1	.220
Adkison, DH	2	0	0	0	1	0	2	.211	De Andrade, 3B	3	0	1	0	0	0	1	.250
Jobert, RF	3	0	0	0	0	0	1	.226	Thomason, LF	3	2	2	0	0	0	1	.200
Villarroel, SS	3	0	0	0	0	0	0	.242	Urbina, LF	0	0	0	0	0	0	0	.231
Levenson, CF	3	0	0	0	0	2	0	.192	Ferrer, 1B	1	0	1	2	0	0	0	.215
Tarlow, C	1	0	0	0	1	0	0	.281	Connell, CF	3	0	0	0	0	1	2	.133
Curialle, 1B	2	0	1	0	0	1	1	.250	Ruiz, C	2	0	0	0	0	2	0	.227
Winquest, P	0	0	0	0	0	0	0	.000	Kendle, RF	2	0	0	0	0	1	0	.226
Hayes, P	0	0	0	0	0	0	0	.000	Chaney, P	0	0	0	0	0	0	0	.000
Totals	23	0	3	0	2	5	9	.247	Totals	23	3	7	3	0	5	7	.260

BATTING

TB: Curialle; Gazdar 2.
Runners left in scoring position, 2 out: Richardson; Adkison.
GIDP: Petrutz.
Team RISP: 0-for-3.
Team LOB: 4.

FIELDING

E: Tarlow (6, catcher interference).
Outfield assists: Jobert (Ferrer at 2nd base).

BATTING

2B: Thomason (2, Winquest).
HR: Winokur (7, 4th inning off Winquest, 0 on, 0 out).
TB: Culpepper 2; De Andrade; Ferrer; Thomason 3; Winokur 4.
RBI: Ferrer 2 (12); Winokur (37).
Runners left in scoring position, 2 out: Connell; De Andrade.
SF: Ferrer.
Team RISP: 1-for-3.
Team LOB: 4.

BASERUNNING

SB: Thomason 2 (3, 2nd base off Winquest/Tarlow, 3rd base off Winquest/Tarlow).

FIELDING

DP: (Ferrer-Culpepper-Ferrer).

Peoria	IP	H	R	ER	BB	SO	HR	ERA
Winquest (L, 1-4)	3.2	5	3	3	0	3	1	4.10
Hayes	2.1	2	0	0	0	2	0	5.34
Totals	6.0	7	3	3	0	5	1	5.02

Cedar Rapids	IP	H	R	ER	BB	SO	HR	ERA
Chaney (W, 4-1)	7.0	3	0	0	2	5	0	3.19
Totals	7.0	3	0	0	2	5	0	4.50

WP: Chaney.
Pitches-strikes: Winquest 69-45; Hayes 40-29; Chaney 90-58.
Groundouts-flyouts: Winquest 3-3; Hayes 3-2; Chaney 8-4.
Batters faced: Winquest 15; Hayes 10; Chaney 25.
Ejections: Chiefs manager Roberto Espinoza ejected by HP umpire John Miller (4th).
Umpires: HP: John Miller. 1B: Trey Ward.
Weather: 75 degrees, Sunny.
Wind: 5 mph, Calm.
First pitch: 12:05 PM.
T: 1:49.
Att: 2,368.
Venue: Veterans Memorial Stadium.
June 12, 2025

Peoria Chiefs (25-35) 4, Cedar Rapids Kernels (35-25) 3
 Jun 12th, 2025

	1	2	3	4	5	6	7	R	H	E
Cedar Rapids	0	0	0	1	1	1	0	3	4	1
Peoria	0	2	2	0	0	0	x	4	3	0

Cedar Rapids	AVG	AB	R	H	2B	3B	HR	RBI	BB	SO	PO	A	Peoria	AVG	AB	R	H	2B	3B	HR	RBI	BB	SO	PO	A
Culpepper, DH	.299	4	0	0	0	0	0	0	0	1	0	0	Richardson, 2B	.268	3	0	0	0	0	0	0	0	0	1	3
DeBarge, 2B	.256	3	0	0	0	0	0	0	1	2	1	2	Kross, 1B	.192	3	0	0	0	0	0	0	0	2	9	0
Winokur, SS	.217	3	0	0	0	0	0	0	0	1	0	3	Jobert, LF	.224	1	0	0	0	0	0	0	2	0	1	0
De Andrade, 3B	.247	2	1	0	0	0	0	0	0	1	1	3	Campos, C	.206	3	1	1	0	0	0	0	0	1	8	0
Ferrer, 1B	.219	2	0	1	1	0	0	0	1	0	8	0	Adkison, DH	.200	2	2	0	0	0	0	0	1	0	0	0
Connell, CF	.118	2	1	0	0	0	0	0	1	1	0	0	Villarroel, SS	.249	3	1	2	0	0	1	4	0	1	0	5
Hess, RF	.288	2	0	2	0	1	0	1	0	0	1	0	Levenson, RF	.188	3	0	0	0	0	0	0	0	0	0	0
a-Kendle, PH-RF	.224	1	0	0	0	0	0	0	0	0	0	0	Curialle, 3B	.246	2	0	0	0	0	0	0	1	0	1	0
Napleton, C	.000	3	0	0	0	0	0	0	0	1	3	1	Cho, CF	.192	2	0	0	0	0	0	0	0	0	1	0
Urbina, LF	.238	2	1	1	0	0	1	1	1	1	4	0	Savacool, P	.000	0	0	0	0	0	0	0	0	0	0	0
Lee, P	.000	0	0	0	0	0	0	0	0	0	0	0	Watson, P	.000	0	0	0	0	0	0	0	0	0	0	0
Perez, S, P	.000	0	0	0	0	0	0	0	0	0	0	0	Totals	.246	22	4	3	0	0	1	4	4	4	21	8
Reyes, P	.000	0	0	0	0	0	0	0	0	0	0	0													
Totals	.259	24	3	4	1	1	1	2	4	8	18	9													

a- Grounded out for Hess in the 6th.

BATTING
2B: Ferrer (7, Savacool).
3B: Hess (1, Savacool).
HR: Urbina (3, 5th inning off Savacool, 0 on, 0 out).
TB: Ferrer 2; Hess 4; Urbina 4.
RBI: Hess (8); Urbina (12).
2-out RBI: Hess.
Runners left in scoring position, 2 out: Winokur; Napleton 2.
Team RISP: 1-for-7.
Team LOB: 5.

FIELDING
E: Ferrer (8, missed catch).

BATTING
HR: Villarroel (2, 2nd inning off Lee, 1 on, 0 out).
TB: Campos; Villarroel 5.
RBI: Villarroel 4 (18).
2-out RBI: Villarroel 2.
Runners left in scoring position, 2 out: Richardson.
Team RISP: 1-for-2.
Team LOB: 4.
BASERUNNING
SB: Curialle (3, 2nd base off Lee/Napleton).

Cedar Rapids	ERA	IP	H	R	ER	BB	SO	HR	BF	Peoria	ERA	IP	H	R	ER	BB	SO	HR	BF
Lee (L, 4-3)	6.82	2.2	3	4	2	3	1	1	15	Savacool	3.86	4.2	4	2	2	3	5	1	20
Perez, S	2.96	2.1	0	0	0	1	2	0	8	Watson (W, 2-0)	1.37	2.1	0	1	1	1	3	0	9
Reyes	5.06	1.0	0	0	0	0	1	0	3	Totals	5.00	7.0	4	3	3	4	8	1	29
Totals	4.48	6.0	3	4	2	4	4	1	26										

WP: Lee; Watson.
HBP: De Andrade (by Watson).
Pitches-strikes: Lee 57-34; Perez, S 29-18; Reyes 18-12; Savacool 85-47; Watson 38-24.
Groundouts-flyouts: Lee 3-4; Perez, S 4-0; Reyes 1-1; Savacool 6-1; Watson 1-0.
Batters faced: Lee 15; Perez, S 8; Reyes 3; Savacool 20; Watson 9.
Inherited runners-scored: Perez, S 1-0.
Umpires: HP: Trey Ward. 1B: John Miller.
Official Scorer: Steve Meyer.
Weather: 84 degrees, Partly Cloudy.
Wind: 10 mph, Out To LF.
First pitch: 2:41 PM.
T: 1:58.
Venue: Veterans Memorial Stadium.
June 12, 2025

Cedar Rapids Kernels Hitting - 2025 - Regular Season - All Players

#	Player	Team	B	AVG	G	AB	R	H	TB	2B	3B	HR	RBI	BB	IBB	SO	SB	CS	OBP	SLG	OPS	PA	SAC	SF	HBP	GIDP	E
11	Amick, W	CR	R	.342	21	76	14	26	34	6	1	0	12	15	0	26	0	1	.475	.447	.922	99	0	2	6	0	2
13	Baez, N	CR	R	.331	45	148	34	49	67	9	0	3	23	32	0	30	1	0	.457	.453	.910	184	0	1	3	5	2
24	Connell, J	CR	R	.118	7	17	2	2	5	1	1	0	0	5	0	4	0	0	.318	.294	.612	22	0	0	0	1	0
5	Culpepper, K	CR	R	.299	48	194	35	58	95	9	2	8	30	23	0	37	14	2	.385	.490	.875	221	0	0	4	6	6
8	De Andrade, D	CR	R	.247	55	194	24	48	88	15	5	5	33	18	0	52	12	3	.333	.454	.787	219	0	0	7	4	4
27	DeBarge, K	CR	R	.256	54	203	45	52	87	11	3	6	39	43	0	53	33	1	.386	.429	.815	251	0	3	2	6	5
35	Diaw, K	CR	R	.302	38	116	24	35	50	4	1	3	20	19	1	26	4	1	.455	.431	.886	154	0	3	16	0	5
22	Doncon, R	CR	R	.130	16	54	6	7	19	1	1	3	8	7	0	22	0	0	.226	.352	.578	62	0	1	0	1	2
15	Eeles, P	CR	L	.364	3	11	5	4	5	1	0	0	1	2	0	3	4	0	.462	.455	.917	13	0	0	0	1	0
12	Ferrer, J	CR	R	.219	44	137	13	30	42	7	1	1	12	14	1	29	0	1	.311	.307	.618	164	0	4	6	9	8
9	Gonzalez, G	CR	R	.319	34	138	22	44	73	12	1	5	28	13	0	22	1	0	.378	.529	.907	156	0	3	2	9	2
21	Hess, K	CR	L	.288	25	52	11	15	24	4	1	1	8	10	0	17	1	0	.431	.462	.893	65	0	0	3	1	0
1	Kendle, C	CR	R	.224	41	125	20	28	47	10	0	3	19	16	0	30	4	0	.329	.376	.705	146	0	1	4	2	2
24	Maitan, K	CR	R	.208	23	77	10	16	24	6	1	0	8	6	0	30	0	0	.279	.312	.591	86	0	1	2	6	1
13	Napleton, L	CR	R	.000	1	3	0	0	0	0	0	0	0	0	0	1	0	0	.000	.000	.000	3	0	0	0	0	0
9	Ruiz, P	CR	R	.227	9	22	6	5	7	2	0	0	3	6	0	11	0	0	.379	.318	.697	29	0	1	0	1	1
41	Salas, J	CR	S	.244	16	45	10	11	24	2	1	3	11	5	0	14	4	1	.358	.533	.891	55	2	0	3	0	3
41	Thomason, J	CR	L	.200	8	20	4	4	9	2	0	1	4	3	0	9	3	0	.292	.450	.742	24	0	1	0	0	1
2	Urbina, M	CR	R	.238	31	80	14	19	33	3	1	3	12	19	0	21	2	2	.376	.413	.789	102	1	2	0	1	0
20	Winokur, B	CR	R	.217	58	230	37	50	90	15	2	7	37	23	0	64	13	2	.307	.391	.698	261	0	1	7	2	12
CR				.259	60	1942	336	503	823	120	22	52	308	279	2	501	96	14	.367	.424	.791	2316	3	24	65	55	62
OPP				.253	60	1961	290	496	729	98	15	35	260	225	2	487	146	29	.339	.372	.711	2247	3	19	39	39	

Cedar Rapids Kernels Pitching - 2025 - Regular Season - All Players

#	Player	Team	T	W	L	ERA	G	GS	CG	SHO	GF	HLD	SV	SVO	IP	H	R	ER	HR	HB	BB	IBB	SO	AVG	WP	BK	GIDP	TBF	
40	Bengard, S	CR	R	4	2	5.14	12	0	0	0	2	1	1	3	35.0	29	22	20	4	3	13	0	34	.218	0	0	2	150	
38	Bragg, K	CR	L	2	0	3.06	10	0	0	0	2	2	0	1	17.2	13	7	6	1	1	6	0	24	.203	1	0	1	71	
31	Chaney, C	CR	R	4	1	3.19	8	8	1	1	0	0	0	0	48.0	47	17	17	5	5	10	0	34	.261	3	0	8	195	
30	Dunn, T	CR	L	0	1	5.40	1	1	0	0	0	0	0	0	3.1	3	2	2	0	0	2	0	1	.250	0	0	0	14	
23	Hall, T	CR	R	2	3	4.98	10	10	0	0	0	0	0	0	43.1	50	28	24	4	7	25	0	27	.278	5	0	3	214	
21	Hess, K	CR	R	0	0	0.00	1	0	0	0	1	0	0	0	1.0	2	0	0	0	0	0	0	0	0	.400	0	0	0	5
43	Hidalgo, A	CR	R	0	1	5.71	10	10	0	0	0	0	0	0	41.0	34	28	26	7	3	22	0	56	.225	2	0	0	179	
45	Hoopes, H	CR	R	0	1	3.86	2	0	0	0	2	0	0	0	2.1	1	1	1	0	0	1	0	2	.125	1	0	0	9	
46	Kisting, J	CR	R	0	0	0.00	1	0	0	0	0	0	0	0	0.2	0	0	0	0	0	1	0	0	.000	0	0	0	4	
37	Langenberg, T	CR	R	1	3	6.57	10	10	0	0	0	0	0	0	38.1	47	30	28	3	3	23	0	41	.303	1	0	4	182	
44	Lee, J	CR	R	4	3	6.82	11	5	0	0	1	0	0	0	31.2	43	27	24	3	2	12	0	20	.331	5	0	3	150	
51	Mendez, J	CR	R	0	0	15.43	6	0	0	0	2	0	1	1	7.0	10	12	12	0	3	7	0	4	.345	1	1	1	40	
15	Mercedes, J	CR	R	0	0	9.26	9	0	0	0	4	0	0	0	11.2	16	13	12	1	0	12	0	9	.333	0	2	0	62	
45	Noble, J	CR	R	0	1	3.86	6	0	0	0	0	1	0	0	7.0	7	4	3	1	1	1	0	5	.259	1	0	0	29	
19	Olivares, J	CR	R	1	2	5.16	9	9	0	0	0	0	0	0	29.2	20	18	17	2	1	21	0	39	.192	5	1	1	127	
33	Pasqualotto, P	CR	R	3	0	0.96	18	0	0	0	14	1	5	5	28.0	24	4	3	1	0	7	1	25	.247	0	1	6	105	
46	Percival, C	CR	R	1	0	2.70	9	0	0	0	4	2	0	0	13.1	13	4	4	0	2	6	0	16	.250	0	0	1	60	
17	Perez, S	CR	L	2	0	2.96	17	0	0	0	6	2	0	0	27.1	26	12	9	0	0	16	0	19	.248	0	0	3	121	
30	Peschl, C	CR	R	2	0	3.15	4	4	0	0	0	0	0	0	20.0	17	10	7	1	1	5	0	20	.221	0	2	0	83	
50	Reyes, W	CR	L	1	2	5.06	15	0	0	0	1	2	0	0	26.2	25	18	15	1	2	14	0	29	.236	3	0	0	122	
32	Soto, C	CR	R	0	1	1.38	3	3	0	0	0	0	0	0	13.0	9	2	2	0	2	4	0	15	.196	1	0	1	53	
51	Stull, E	CR	R	0	0	0.00	6	0	0	0	1	0	0	0	7.2	3	0	0	0	0	3	0	11	.115	1	1	0	29	
11	Trabacchi, N	CR	R	0	0	3.86	2	0	0	0	1	0	0	0	2.1	3	1	1	0	2	0	0	1	.375	0	0	0	10	
39	Whitaker, L	CR	R	3	0	4.22	7	0	0	0	1	1	0	1	10.2	14	6	5	0	0	2	0	9	.326	1	1	0	45	
48	Wosinski, J	CR	R	2	2	3.20	17	0	0	0	13	0	6	6	25.1	20	10	9	1	1	3	0	25	.220	1	0	2	97	
25	Yanez, G	CR	L	3	2	4.50	16	0	0	0	4	2	2	2	22.0	20	14	11	0	0	9	1	21	.247	0	0	3	91	
CR				35	25	4.48	60	60	1	4	59	14	15	19	514.0	496	290	256	35	39	225	2	487	.253	32	9	39	2247	
OPP				25	35	5.36	60	60	0	2	60	18	10	18	506.2	503	336	302	52	65	279	2	501	.259	44	10	55	2316	

Midwest League Standings - 2025 - Regular Season

MID East	W	L	PCT	GB	L10	STRK	HOME	ROAD	RS	RA	DIFF
West Michigan	40	20	.667	-	5-5	W1	19-8	21-12	329	201	128
Lansing	34	26	.567	6.0	7-3	L1	19-14	15-12	283	268	15
Lake County	32	28	.533	8.0	7-3	W6	17-10	15-18	266	244	22
Great Lakes	31	29	.517	9.0	5-5	L1	16-14	15-15	276	302	-26
Fort Wayne	29	31	.483	11.0	4-6	L3	14-16	15-15	264	292	-28
Dayton	18	42	.300	22.0	1-9	L6	9-21	9-21	237	346	-109
MID West	W	L	PCT	GB	L10	STRK	HOME	ROAD	RS	RA	DIFF
Cedar Rapids	35	25	.583	-	5-5	L1	22-12	13-13	336	290	46
Quad Cities	35	25	.583	-	4-6	W2	16-11	19-14	261	231	30
Wisconsin	31	29	.517	4.0	7-3	W1	16-17	15-12	255	266	-11
Beloit	30	30	.500	5.0	3-7	L2	12-15	18-15	279	267	12
Peoria	25	35	.417	10.0	6-4	W1	15-17	10-18	295	328	-33
South Bend	20	40	.333	15.0	6-4	W4	13-17	7-23	264	310	-46

Fort Myers Mighty Mussels Hitting - 2025 - Regular Season - All Players

#	Player	Team	B	AVG	G	AB	R	H	TB	2B	3B	HR	RBI	BB	IBB	SO	SB	CS	OBP	SLG	OPS	PA	SAC	SF	HBP	GIDP	E
11	Acuna, B	FTM	R	.250	1	4	0	1	1	0	0	0	1	1	0	3	1	0	.400	.250	.650	5	0	0	0	0	1
2	Briceno, M	FTM	R	.216	53	153	11	33	46	7	0	2	20	17	0	30	10	1	.290	.301	.591	176	0	5	1	4	14
21	Carr, P	FTM	R	.161	37	112	15	18	30	4	1	2	9	17	0	31	0	1	.293	.268	.561	133	0	0	4	2	1
9	Chourio, B	FTM	S	.190	30	100	15	19	25	1	1	1	2	29	0	30	6	2	.382	.250	.632	131	0	0	2	0	0
8	Del Rosario, A	FTM	R	.188	48	128	19	24	34	3	2	1	12	15	0	42	23	4	.293	.266	.559	150	2	0	4	2	11
15	Doncon, R	FTM	R	.344	8	32	6	11	15	1	0	1	3	3	0	2	2	0	.400	.469	.869	35	0	0	0	1	1
11	Eeles, P	FTM	L	.303	10	33	5	10	13	1	1	0	1	4	0	5	2	1	.378	.394	.772	37	0	0	0	1	1
1	Holland, W	FTM	R	.500	1	4	1	2	3	1	0	0	1	0	0	0	0	0	.500	.750	1.250	4	0	0	0	0	0
19	Houghton, M	FTM	R	.269	39	119	32	32	56	4	1	6	20	16	0	38	12	1	.376	.471	.847	141	0	1	5	0	0
22	Jenkins, W	FTM	L	.250	5	16	3	4	7	0	0	1	2	4	0	3	2	0	.400	.438	.838	20	0	0	0	0	1
4	Lee, B	FTM	S	.000	1	3	0	0	0	0	0	0	0	0	0	2	0	0	.000	.000	.000	3	0	0	0	0	0
35	Maitan, K	FTM	R	.300	3	10	0	3	3	0	0	0	0	2	0	3	0	0	.417	.300	.717	12	0	0	0	0	1
4	Martinez, Y	FTM	R	.200	39	125	13	25	33	3	1	1	16	18	0	33	1	3	.313	.264	.577	148	1	1	3	2	6
20	McNeely, C	FTM	R	.235	10	34	4	8	11	0	0	1	2	9	0	10	4	0	.395	.324	.719	43	0	0	0	1	1
13	Mercedes, Y	FTM	R	.151	37	146	19	22	36	5	0	3	14	21	0	51	15	0	.262	.247	.509	172	0	3	2	2	4
46	Napleton, L	FTM	R	.250	12	40	3	10	13	0	0	1	8	6	0	11	1	0	.340	.325	.665	50	0	3	1	1	0
1	O'Saben, B	FTM	R	.100	10	30	3	3	4	1	0	0	2	5	0	7	4	1	.270	.133	.403	37	0	0	2	1	0
50	Pena, D	FTM	R	.196	36	138	18	27	43	4	0	4	20	11	0	20	6	3	.271	.312	.583	155	0	2	4	6	5
33	Pena, D	FTM	R	.221	29	104	12	23	31	5	0	1	15	8	0	18	0	0	.281	.298	.579	114	0	1	1	5	2
24	Pena, I	FTM	S	.118	5	17	4	2	2	0	0	0	0	3	0	8	0	1	.250	.118	.368	20	0	0	0	0	0
51	Pena, R	FTM	R	.222	7	27	3	6	8	2	0	0	1	0	0	7	0	0	.214	.296	.510	28	0	1	0	0	1
43	Rodriguez, J	FTM	R	.136	47	176	19	24	53	7	2	6	21	21	0	67	0	0	.235	.301	.536	200	0	1	2	3	0
51	Ruiz, P	FTM	R	.296	31	108	13	32	42	10	0	0	9	24	0	27	1	0	.424	.389	.813	132	0	0	0	1	4
31	Sabato, A	FTM	R	.118	5	17	0	2	2	0	0	0	1	3	0	4	0	0	.273	.118	.391	22	0	1	1	0	0
11	Salas, J	FTM	S	.444	7	18	5	8	14	3	0	1	7	2	0	5	3	0	.476	.778	1.254	22	1	1	0	1	0
20	Thomason, J	FTM	L	.291	37	117	26	34	65	8	1	7	16	30	0	38	17	1	.451	.556	1.007	153	0	1	5	0	5
30	Valladares, J	FTM	R	.185	31	92	12	17	34	8	0	3	17	4	0	29	3	1	.267	.370	.637	105	0	2	7	2	5
FTM				.210	58	1903	261	400	624	78	10	42	220	273	0	524	113	20	.320	.328	.648	2248	4	23	44	35	70
OPP				.238	58	1973	301	469	710	83	19	40	258	219	0	603	151	30	.328	.360	.688	2264	3	16	53	22	

Fort Myers Mighty Mussels Pitching - 2025 - Regular Season - All Players

#	Player	Team	T	W	L	ERA	G	GS	CG	SHO	GF	HLD	SV	SVO	IP	H	R	ER	HR	HB	BB	IBB	SO	AVG	WP	BK	GIDP	TBF
15	Becerra, C	FTM	R	1	0	0.00	3	0	0	0	0	1	0	0	8.0	4	0	0	0	1	2	0	4	.154	0	1	1	29
31	Bohorquez, A	FTM	R	1	3	9.68	6	5	0	0	0	0	0	0	17.2	18	19	19	3	5	14	0	22	.261	2	1	0	89
44	Bortka, J	FTM	R	0	1	11.81	5	0	0	0	0	0	0	0	5.1	4	8	7	0	2	9	0	9	.211	2	1	0	31
15	Bragg, K	FTM	L	0	1	3.00	9	0	0	0	1	2	1	2	12.0	12	5	4	1	2	4	0	18	.279	0	0	2	50
2	Briceno, M	FTM	R	0	0	18.00	1	0	0	0	1	0	0	0	1.0	3	2	2	0	0	1	0	1	.500	0	0	0	7
27	Carpenter, M	FTM	L	0	3	4.79	8	7	0	0	0	0	0	0	20.2	25	13	11	2	0	10	0	24	.287	1	1	0	97
21	Carr, P	FTM	R	0	0	0.00	1	0	0	0	1	0	0	0	1.0	3	0	0	0	0	0	0	0	.600	0	0	0	5
35	Culpepper, C	FTM	R	0	0	0.00	1	1	0	0	0	0	0	0	3.0	1	0	0	0	0	1	0	4	.100	0	0	0	11
45	Doktorczyk, J	FTM	R	2	2	4.66	10	5	0	0	0	0	0	0	38.2	41	27	20	4	8	15	0	47	.259	4	0	1	181
46	Feigl, B	FTM	L	0	0	4.50	2	0	0	0	0	0	0	0	2.0	1	1	1	1	0	1	0	1	.143	0	0	0	8
38	Gomez, R	FTM	R	0	0	2.57	4	0	0	0	4	0	2	2	7.0	4	2	2	1	0	2	0	4	.174	0	0	2	25
40	Hall, J	FTM	R	2	0	5.50	12	3	0	0	2	0	0	1	36.0	40	23	22	3	3	12	0	29	.280	4	1	1	159
23	Hill, D	FTM	L	0	0	1.50	8	8	0	0	0	0	0	0	24.0	10	4	4	2	1	12	0	40	.122	3	0	0	95
22	Hoopes, H	FTM	R	2	3	2.14	16	0	0	0	10	0	0	2	21.0	11	8	5	1	4	9	0	32	.155	4	0	1	85
19	Houghton, M	FTM	R	0	0	10.13	2	0	0	0	2	0	0	0	2.2	3	3	3	1	1	1	0	0	.273	0	0	0	13
25	Jones, E	FTM	R	2	6	5.19	11	10	0	0	0	0	0	0	50.1	47	32	29	2	3	18	0	45	.244	11	1	3	216
38	Kirby, D	FTM	R	2	1	6.45	15	0	0	0	9	0	1	3	22.1	24	19	16	2	7	16	0	26	.286	6	0	2	108
41	Kisting, J	FTM	R	3	1	3.97	14	0	0	0	4	0	2	4	34.0	32	17	15	1	2	8	0	41	.237	6	0	0	145
46	Kolhossler, X	FTM	R	0	1	9.00	2	1	0	0	1	0	0	0	4.0	4	4	4	2	0	3	0	9	.267	0	0	0	18
98	MacLeod, C	FTM	L	0	0	0.00	2	2	0	0	0	0	0	0	4.0	0	0	0	0	0	2	0	8	.000	1	0	0	14
99	Ohi, P	FTM	R	1	0	0.00	2	0	0	0	0	0	0	0	5.0	2	0	0	0	0	1	0	10	.125	0	0	0	17
24	Oxford, B	FTM	L	1	0	2.38	7	0	0	0	1	0	1	1	11.1	6	7	3	0	0	5	0	15	.150	1	0	0	47
35	Peschl, C	FTM	R	1	1	1.03	6	2	0	0	2	0	1	1	26.1	22	5	3	0	1	9	0	37	.218	3	0	0	111
17	Questad, D	FTM	R	1	3	5.35	9	8	0	0	1	0	1	1	35.1	27	23	21	4	1	24	0	44	.214	0	1	3	153
44	Rocha, L	FTM	R	1	1	11.37	7	0	0	0	1	0	0	2	6.1	8	9	8	1	1	10	0	8	.286	5	0	0	39
37	Romero, I	FTM	R	2	0	3.16	17	0	0	0	6	1	3	4	25.2	24	17	9	1	5	8	0	28	.245	3	2	2	113
32	Ross, M	FTM	R	1	1	3.71	7	6	0	0	0	0	0	0	26.2	28	12	11	4	2	4	0	28	.264	1	0	0	113
18	Sechrist, Z	FTM	L	3	3	3.08	16	0	0	0	5	1	1	2	38.0	36	16	13	2	2	9	0	32	.247	2	1	2	158
48	Stasiowski, T	FTM	R	1	0	7.04	17	0	0	0	6	1	1	1	23.0	24	22	18	2	2	9	0	29	.258	5	1	2	106
31	Stewart, B	FTM	R	0	0	0.00	2	0	0	0	0	0	0	0	1.2	0	0	0	0	0	0	0	5	.000	0	0	0	6
31	Tonkin, M	FTM	R	0	0	0.00	1	0	0	0	0	0	0	0	2.0	2	1	0	0	0	0	0	3	.250	1	0	0	8
30	Valladares, J	FTM	R	0	0	0.00	1	0	0	0	1	0	0	0	1.0	3	2	0	0	0	0	0	0	.500	0	0	0	7
FTM				27	31	4.30	58	58	0	3	58	6	14	26	517.0	469	301	247	40	53	219	0	603	.238	65	11	22	2264
OPP				31	27	3.49	58	58	0	2	58	23	14	24	517.2	400	261	201	42	44	273	0	524	.210	56	6	35	2248

Florida State League Standings - 2025 - Regular Season

FSL East	W	L	PCT	GB	L10	STRK	HOME	ROAD	RS	RA	DIFF
St. Lucie	32	27	.542	-	4-6	L1	19-17	13-10	317	258	59
Palm Beach	29	30	.492	3.0	7-3	W4	17-12	12-18	278	279	-1
Jupiter	27	33	.450	5.5	3-7	W1	13-17	14-16	284	356	-72
Daytona	26	34	.433	6.5	5-5	W1	15-15	11-19	308	343	-35
FSL West	W	L	PCT	GB	L10	STRK	HOME	ROAD	RS	RA	DIFF
Tampa	32	25	.561	-	7-3	W1	12-10	20-15	316	253	63
Lakeland	33	26	.559	-	4-6	L3	18-11	15-15	263	276	-13
Clearwater	31	27	.534	1.5	4-6	L1	15-15	16-12	267	283	-16
Dunedin	29	29	.500	3.5	5-5	L2	12-19	17-10	331	271	60
Bradenton	28	32	.467	5.5	5-5	L1	12-15	16-17	293	298	-5
Fort Myers	27	31	.466	5.5	6-4	W1	13-17	14-14	261	301	-40

Cancelled Games

Date	Time (CT)	Time (Local)	Visitor	Home	Venue	Status
5/28/25	CNCL	CNCL	Tampa	Lakeland	Publix Field at Joker Marchant Stadium	Cancelled - Inclement Weather

FCL Twins (17-11) 4, FCL Pirates (13-16) 3
Jun 12th, 2025

	1	2	3	4	5	6	7	R	H	E
FCL Pirates	3	0	0	0	0	0	x	3	7	0
FCL Twins	0	0	0	0	1	3	x	4	9	1

Game called after the bottom of the 6th.

FCL Pirates	AB	R	H	RBI	BB	SO	LOB	AVG	FCL Twins	AB	R	H	RBI	BB	SO	LOB	AVG
Ojeda, 2B	3	1	1	0	0	0	0	.056	Mercedes, Y, RF	4	1	2	1	0	1	1	.444
Caro, SS	3	0	1	0	0	2	1	.227	Beltre, CF	4	1	1	2	0	1	1	.167
Herrera, K, 3B	2	1	0	0	0	1	1	.262	De Los Santos, SS	4	1	2	0	0	1	1	.194
Florentino, CF	3	1	1	2	0	1	0	.329	Nunez, C	2	0	2	0	1	0	0	.349
Ramirez, R, C	3	0	1	1	0	2	0	.270	Dominguez, 2B	2	0	1	1	1	0	2	.210
Scherrer, 1B	3	0	2	0	0	1	0	.231	Castro, LF	3	0	0	0	0	3	5	.160
Escudero, DH	3	0	1	0	0	0	3	.200	Pena, I, 3B	3	1	1	0	0	1	0	.167
Oviedo, E, LF	3	0	0	0	0	2	3	.171	Silva, DH	1	0	0	0	1	0	0	.208
Jauregui, RF	2	0	0	0	0	0	0	.234	Hernandez, Y, 1B	2	0	0	0	1	2	1	.095
Mueth, P	0	0	0	0	0	0	0	.000	Rodriguez, M, P	0	0	0	0	0	0	0	.000
Camacho, P	0	0	0	0	0	0	0	.000	Rochard, P	0	0	0	0	0	0	0	.000
Pichardo, P	0	0	0	0	0	0	0	.000	Totals	25	4	9	4	4	9	11	.206
Totals	25	3	7	3	0	9	8	.224									

BATTING

2B: Florentino (4, Rodriguez, M); Ramirez, R (11, Rodriguez, M).
TB: Caro; Escudero; Florentino 2; Ojeda; Ramirez, R 2; Scherrer 2.
RBI: Florentino 2 (19); Ramirez, R (21).
Runners left in scoring position, 2 out: Herrera, K; Oviedo, E 2.
Team RISP: 3-for-7.
Team LOB: 5.

BASERUNNING

SB: Ojeda (1, 2nd base off Rodriguez, M/Nunez); Caro (7, 2nd base off Rodriguez, M/Nunez).

BATTING

2B: Nunez (3, Camacho); De Los Santos (4, Camacho); Dominguez (7, Camacho).
HR: Beltre (2, 6th inning off Pichardo, 1 on, 2 out).
TB: Beltre 4; De Los Santos 3; Dominguez 2; Mercedes, Y 2; Nunez 3; Pena, I.
RBI: Beltre 2 (18); Dominguez (12); Mercedes, Y (2).
2-out RBI: Beltre 2; Dominguez.
Runners left in scoring position, 2 out: Castro 4; Dominguez.
SAC: Silva.
Team RISP: 3-for-7.
Team LOB: 8.

BASERUNNING

SB: Pena, I (2, 3rd base off Pichardo/Ramirez, R); Mercedes, Y (1, 2nd base off Pichardo/Ramirez, R).
CS: Mercedes, Y (2, 2nd base by Mueth/Ramirez, R).

FIELDING

E: Rodriguez, M (1, pickoff).

FCL Pirates	IP	H	R	ER	BB	SO	HR	ERA	FCL Twins	IP	H	R	ER	BB	SO	HR	ERA
Mueth	2.0	2	0	0	2	3	0	0.00	Rodriguez, M	5.0	6	3	3	0	6	0	3.68
Camacho	3.0	5	1	1	1	6	0	2.19	Rochard (W, 1-0)	1.0	1	0	0	0	3	0	0.00
Pichardo (L, 0-2)(BS, 2)	1.0	2	3	3	1	0	1	4.20	Totals	6.0	7	3	3	0	9	0	4.32
Totals	6.0	9	4	4	4	9	1	6.29									

WP: Rochard.
HBP: Herrera, K (by Rodriguez, M).
Groundouts-flyouts: Mueth 1-1; Camacho 2-0; Pichardo 3-0; Rodriguez, M 5-3; Rochard 0-0.
Batters faced: Mueth 9; Camacho 15; Pichardo 6; Rodriguez, M 22; Rochard 4.
Umpires: HP: Alexander Cardona. 1B: Anthony Artini.
Weather: 89 degrees, Partly Cloudy.
Wind: 10 mph, In From RF.
First pitch: 12:00 PM.
T: 1:59 (:30 delay).
Venue: Lee Health Sports Complex Fields.
June 12, 2025

FCL Twins Hitting - 2025 - Regular Season - All Players

#	Player	Team	B	AVG	G	AB	R	H	TB	2B	3B	HR	RBI	BB	IBB	SO	SB	CS	OBP	SLG	OPS	PA	SAC	SF	HBP	GIDP	E
13	Acuna, B	F-TWI	R	.254	21	63	19	16	23	4	0	1	8	15	0	14	2	1	.420	.365	.785	81	0	0	3	1	3
1	Bass, J	F-TWI	S	.280	10	25	5	7	9	2	0	0	5	5	0	10	4	0	.400	.360	.760	30	0	0	0	0	1
44	Beltre, E	F-TWI	R	.167	25	78	17	13	26	5	1	2	18	12	0	23	10	1	.313	.333	.646	96	0	1	5	2	1
17	Castro, A	F-TWI	L	.160	19	50	9	8	21	2	1	3	13	10	0	21	3	2	.328	.420	.748	64	0	1	3	0	1
38	Chourio, B	F-TWI	S	.222	2	9	0	2	3	1	0	0	1	0	0	0	0	1	.222	.333	.555	9	0	0	0	0	0
23	De Los Santos, D	F-TWI	R	.194	22	67	15	13	24	4	2	1	8	11	0	40	9	2	.345	.358	.703	84	0	1	5	0	10
8	Dominguez, R	F-TWI	R	.210	22	62	11	13	23	7	0	1	12	10	0	6	5	1	.347	.371	.718	75	0	0	3	0	5
50	Fragoza, L	F-TWI	R	.215	22	65	10	14	19	5	0	0	8	7	0	17	6	0	.329	.292	.621	76	0	0	4	0	2
2	Hernandez, M	F-TWI	L	.174	7	23	4	4	6	2	0	0	3	5	0	8	4	3	.367	.261	.628	30	0	0	2	0	1
55	Hernandez, Y	F-TWI	S	.095	17	42	4	4	6	2	0	0	5	7	0	15	2	0	.250	.143	.393	52	0	1	2	0	1
61	Herrera, Y	F-TWI	S	.074	15	27	7	2	5	0	0	1	3	7	0	9	5	2	.308	.185	.493	39	0	2	3	0	1
31	Huffman, A	F-TWI	R	.000	5	0	0	0	0	0	0	0	0	0	0	0	0	0	.000	.000	.000	0	0	0	0	0	0
38	Jenkins, W	F-TWI	L	.000	1	1	1	0	0	0	0	0	0	0	2	0	0	0	.667	.000	.667	3	0	0	0	0	0
59	Leal, V	F-TWI	R	.188	15	32	3	6	6	0	0	0	3	7	0	3	0	1	.357	.188	.545	42	0	1	2	1	1
12	Mercedes, Y	F-TWI	R	.444	3	9	1	4	4	0	0	0	2	0	0	3	1	2	.545	.444	.989	11	0	0	2	0	0
20	Nunez, I	F-TWI	R	.349	17	43	12	15	20	3	1	0	5	15	0	11	2	0	.525	.465	.990	59	0	0	1	0	5
5	Paez, R	F-TWI	L	.294	16	34	6	10	10	0	0	0	5	8	0	8	7	3	.457	.294	.751	47	1	1	3	0	0
16	Pena, I	F-TWI	S	.167	9	18	5	3	3	0	0	0	3	6	0	4	2	0	.400	.167	.567	25	0	0	1	1	1
71	Pena, R	F-TWI	R	.222	10	18	5	4	7	0	0	1	2	11	0	9	0	0	.548	.389	.937	31	0	0	2	0	0
27	Roman, J	F-TWI	R	.158	7	19	3	3	7	1	0	1	3	3	0	9	0	0	.273	.368	.641	22	0	0	0	0	0
9	Silva, C	F-TWI	R	.208	11	24	3	5	10	2	0	1	5	7	0	8	0	0	.412	.417	.829	35	1	1	2	0	0
	F-TWI			.206	28	709	140	146	232	40	5	12	112	148	0	218	62	20	.371	.327	.698	911	2	9	43	5	36
	OPP			.250	28	763	112	191	273	28	9	12	93	76	1	203	71	15	.331	.358	.689	868	3	7	19	14	

FCL Twins Pitching - 2025 - Regular Season - All Players

#	Player	Team	T	W	L	ERA	G	GS	CG	SHO	GF	HLD	SV	SVO	IP	H	R	ER	HR	HB	BB	IBB	SO	AVG	WP	BK	GIDP	TBF
54	Armbruester, W	F-TWI	R	1	0	2.25	7	0	0	0	4	0	1	1	16.0	17	5	4	1	0	1	0	13	.274	0	0	1	63
46	Becerra, C	F-TWI	R	0	0	2.25	2	1	0	0	0	0	0	0	4.0	5	2	1	0	0	0	0	5	.294	0	0	0	17
30	Chivilli, H	F-TWI	R	2	0	1.42	3	1	0	0	0	0	0	0	6.1	4	1	1	0	0	4	0	3	.190	0	0	2	25
26	Conrad, T	F-TWI	R	0	0	2.25	1	1	0	0	0	0	0	0	4.0	5	3	1	0	0	1	0	2	.294	0	0	0	18
68	Cordero, M	F-TWI	R	1	1	6.00	4	1	0	0	1	0	0	0	12.0	12	11	8	2	2	2	0	11	.261	2	0	1	51
62	Cota, J	F-TWI	R	1	0	2.25	3	1	0	0	0	0	0	0	8.0	4	2	2	1	0	1	0	6	.138	1	0	0	30
78	Culpepper, C	F-TWI	R	0	0	0.00	1	1	0	0	0	0	0	0	2.0	2	0	0	0	1	0	0	4	.286	0	0	0	8
79	Francisco, B	F-TWI	R	1	0	2.08	4	0	0	0	3	0	1	1	4.1	3	1	1	0	0	1	0	6	.188	1	0	0	17
15	Gabbert, M	F-TWI	R	0	1	3.86	5	4	0	0	1	0	1	1	14.0	13	6	6	0	0	2	0	12	.250	1	0	1	55
25	Garcia, J	F-TWI	R	0	3	5.89	6	6	0	0	0	0	0	0	18.1	19	12	12	1	2	8	0	27	.275	0	0	0	80
19	Gomez, R	F-TWI	R	1	0	0.96	5	0	0	0	2	0	0	0	9.1	6	1	1	0	1	2	0	12	.194	0	0	3	34
31	Huffman, A	F-TWI	R	2	0	3.38	4	0	0	0	0	0	0	0	5.1	7	3	2	2	0	2	0	6	.304	1	0	1	25
33	Kolhossler, X	F-TWI	R	1	0	2.70	3	0	0	0	0	1	0	0	3.1	2	2	1	0	1	1	0	4	.154	0	0	0	15
37	Machuca, E	F-TWI	R	1	0	6.75	3	0	0	0	0	1	0	0	4.0	4	3	3	0	0	2	0	3	.267	1	0	0	18
39	Mueller, M	F-TWI	R	1	0	1.74	4	0	0	0	2	0	1	1	10.1	10	2	2	0	2	2	0	14	.256	0	0	0	43
60	Pulido, S	F-TWI	R	0	0	4.26	4	0	0	0	1	1	1	1	6.1	7	3	3	0	1	3	0	7	.292	0	0	1	29
64	Ramos, A	F-TWI	R	1	2	8.74	6	0	0	0	2	0	2	3	11.1	12	15	11	1	3	9	1	17	.255	2	1	1	61
26	Rocha, L	F-TWI	R	0	0	0.00	5	0	0	0	2	0	1	1	5.0	1	0	0	0	0	2	0	9	.067	0	0	0	17
19	Rochard, S	F-TWI	R	1	0	0.00	1	0	0	0	1	0	0	0	1.0	1	0	0	0	0	0	0	3	.250	1	0	0	4
45	Rodriguez, M	F-TWI	R	2	1	3.68	6	4	0	0	1	0	0	0	22.0	18	9	9	1	3	8	0	15	.220	3	0	1	94
43	Rojas, S	F-TWI	R	1	0	0.00	2	0	0	0	1	0	0	0	2.0	0	0	0	0	0	1	0	1	.000	0	0	0	7
56	Rondon, L	F-TWI	R	0	2	6.06	6	3	0	0	1	0	0	0	16.1	13	13	11	2	2	15	0	15	.213	1	4	1	79
24	Roque, Y	F-TWI	R	0	1	15.43	5	5	0	0	0	0	0	0	4.2	10	9	8	1	0	5	0	4	.435	2	0	0	28
20	Ventura, A	F-TWI	R	0	0	8.10	8	0	0	0	6	0	1	1	10.0	16	9	9	0	1	4	0	4	.364	2	1	1	50
	F-TWI			17	11	4.32	28	28	0	1	28	3	9	10	200.0	191	112	96	12	19	76	1	203	.250	18	6	14	868
	OPP			11	17	4.95	28	28	0	1	28	3	4	10	198.0	146	140	109	12	43	148	0	218	.206	30	7	5	911

Florida Complex League Standings - 2025 - Regular Season

FCL East	W	L	PCT	GB	L10	STRK	HOME	ROAD	RS	RA	DIFF
FCL Nationals	17	10	.630	-	8-2	W4	7-4	10-6	168	136	32
FCL Astros	13	10	.565	2.0	4-6	L4	5-8	8-2	130	123	7
FCL Cardinals	11	13	.458	4.5	5-5	L3	5-6	6-7	121	112	9
FCL Marlins	11	13	.458	4.5	5-5	W4	4-9	7-4	125	128	-3
FCL Mets	9	15	.375	6.5	3-7	L3	3-10	6-5	86	131	-45
FCL North	W	L	PCT	GB	L10	STRK	HOME	ROAD	RS	RA	DIFF
FCL Blue Jays	17	12	.586	-	4-6	L1	8-6	9-6	143	130	13
FCL Tigers	17	12	.586	-	5-5	W1	7-7	10-5	144	125	19
FCL Yankees	15	14	.517	2.0	7-3	W1	9-7	6-7	170	141	29
FCL Phillies	9	20	.310	8.0	4-6	L1	4-10	5-10	114	175	-61
FCL South	W	L	PCT	GB	L10	STRK	HOME	ROAD	RS	RA	DIFF
FCL Twins	17	11	.607	-	7-3	W1	9-5	8-6	140	112	28
FCL Rays	16	11	.593	0.5	4-6	L1	9-4	7-7	155	104	51
FCL Orioles	15	14	.517	2.5	5-5	W1	8-5	7-9	147	134	13
FCL Pirates	13	16	.448	4.5	4-6	L1	8-7	5-9	146	176	-30
FCL Red Sox	13	16	.448	4.5	6-4	L1	7-8	6-8	142	161	-19
FCL Braves	11	17	.393	6.0	4-6	W1	7-8	4-9	125	168	-43

DSL Colorado (6-1) 7, DSL Twins (1-7) 5
Jun 12th, 2025

	1	2	3	4	5	6	7	8	9	R	H	E
DSL Twins	0	0	0	0	1	0	3	1	0	5	3	3
DSL Colorado	0	0	3	1	0	0	0	3	x	7	7	1

DSL Twins	AB	R	H	RBI	BB	SO	LOB	AVG	DSL Colorado	AB	R	H	RBI	BB	SO	LOB	AVG
Serrano, CF	4	0	0	0	0	1	0	.409	Villar, 2B	3	1	1	0	1	0	0	.269
Leon, SS	3	1	0	0	1	2	0	.190	Cancro, DH	3	0	0	1	1	1	1	.276
Castillo, H, 2B	3	1	1	0	1	2	0	.435	Suero, 3B	4	1	2	2	0	1	0	.357
Taveras, DH	3	1	0	0	1	1	0	.333	Herrera, H, 1B	3	0	0	0	0	2	2	.222
Reyes, RF	4	0	1	2	0	1	0	.435	Feliz, RF	4	0	1	0	0	2	1	.214
Almanzar, 3B	3	1	1	1	0	1	0	.154	Morejon, LF	3	2	1	0	1	1	1	.385
Bonifacio, LF	3	0	0	0	0	3	0	.071	Arache, CF	2	2	0	0	2	1	3	.050
Salazar, 1B	2	0	0	0	1	2	0	.143	Rodriguez, C	3	1	2	2	1	0	2	.250
1-Val, PR-1B	0	1	0	0	0	0	0	.154	De Paula, SS	4	0	0	0	0	1	4	.000
Cardona, C	2	0	0	1	0	2	0	.167	Arroyo, P	0	0	0	0	0	0	0	.000
Infante, P	0	0	0	0	0	0	0	.000	Fernandez, P	0	0	0	0	0	0	0	.000
Urena, P	0	0	0	0	0	0	0	.000	Barboza, P	0	0	0	0	0	0	0	.000
Carranza, P	0	0	0	0	0	0	0	.000	Castellano, P	0	0	0	0	0	0	0	.000
Mirabal, P	0	0	0	0	0	0	0	.000	Cruz, O, P	0	0	0	0	0	0	0	.000
Totals	27	5	3	4	4	15	0	.253	Totals	29	7	7	5	6	9	14	.217

1-Ran for Salazar in the 8th.

BATTING

HR: Almanzar (1, 5th inning off Arroyo, 0 on, 2 out).
TB: Almanzar 4; Castillo, H; Reyes.
RBI: Almanzar (2); Cardona (2); Reyes 2 (7).
2-out RBI: Almanzar.
SF: Cardona.
Team RISP: 1-for-1.

BASERUNNING

SB: Val (1, 2nd base off Castellano/Rodriguez).
CS: Castillo, H (1, 2nd base by Arroyo/Rodriguez).

FIELDING

E: Leon (2, fielding); Val (1, fielding); Reyes (2, fielding).
DP: 2 (Leon-Castillo, H-Salazar; Castillo, H-Leon-Salazar).

BATTING

TB: Feliz; Morejon; Rodriguez 2; Suero 2; Villar.
RBI: Cancro (9); Rodriguez 2 (5); Suero 2 (5).
2-out RBI: Rodriguez 2.
Runners left in scoring position, 2 out: De Paula 2; Rodriguez.
SAC: Herrera, H.
GIDP: Cancro; Herrera, H.
Team RISP: 4-for-11.
Team LOB: 5.

FIELDING

E: Rodriguez (2, throw).
Outfield assists: Feliz (Reyes at 3rd base).
PB: Rodriguez (1).

DSL Twins	IP	H	R	ER	BB	SO	HR	ERA	DSL Colorado	IP	H	R	ER	BB	SO	HR	ERA
Infante	2.0	1	0	0	0	2	0	6.00	Arroyo	5.0	2	1	1	0	10	1	4.00
Urena	0.1	0	3	3	4	0	0	8.10	Fernandez (H, 1)	1.0	0	2	2	2	2	0	10.80
Carranza	2.2	2	1	1	1	3	0	17.18	Barboza (BS, 1)	1.0	1	1	1	1	1	0	5.40
Mirabal (L, 0-1)	3.0	4	3	2	1	4	0	11.37	Castellano (W, 1-0)	1.0	0	1	0	1	0	0	0.00
Totals	8.0	7	7	6	6	9	0	11.05	Totals	9.0	3	5	4	4	15	1	3.71

Fernandez pitched to 2 batters in the 7th.

WP: Urena; Carranza.

Groundouts-flyouts: Infante 3-0; Urena 0-0; Carranza 3-1; Mirabal 4-1; Arroyo 0-1; Fernandez 0-1; Barboza 1-0; Castellano 0-1; Cruz, O 1-0.

Batters faced: Infante 6; Urena 5; Carranza 10; Mirabal 15; Arroyo 16; Fernandez 5; Barboza 4; Castellano 4; Cruz, O 3.

Inherited runners-scored: Carranza 3-2; Barboza 2-2.

Umpires: HP: Edwin Romero. 1B: Juan Ortiz.

Weather: 81 degrees, Sunny.

Wind: 1 mph, Calm.

First pitch: 11:00 AM.

T: 2:50.

Venue: Colorado Rockies DR Complex.

June 12, 2025

DSL Twins Hitting - 2025 - Regular Season - All Players

#	Player	Team	B	AVG	G	AB	R	H	TB	2B	3B	HR	RBI	BB	IBB	SO	SB	CS	OBP	SLG	OPS	PA	SAC	SF	HBP	GIDP	E
1	Almanzar, D	D-TWI	S	.154	5	13	4	2	5	0	0	1	2	4	0	5	0	1	.353	.385	.738	17	0	0	0	1	1
23	Barrios, J	D-TWI	S	.182	4	11	3	2	2	0	0	0	2	2	0	3	1	1	.308	.182	.490	13	0	0	0	0	0
26	Bonifacio, C	D-TWI	L	.071	5	14	1	1	2	1	0	0	2	0	0	6	0	0	.071	.143	.214	14	0	0	0	1	0
41	Cardona, G	D-TWI	R	.167	4	6	0	1	1	0	0	0	2	1	0	5	0	0	.250	.167	.417	8	0	1	0	0	0
25	Castillo, H	D-TWI	S	.435	7	23	6	10	16	1	1	1	6	6	0	8	1	1	.567	.696	1.263	30	0	0	1	0	1
58	Castillo, P	D-TWI	R	.111	3	9	1	1	1	0	0	0	2	1	0	4	0	1	.200	.111	.311	10	0	0	0	0	0
2	Diaz, D	D-TWI	R	.167	4	12	2	2	2	0	0	0	1	2	0	2	2	0	.286	.167	.453	14	0	0	0	0	2
13	Duran, Y	D-TWI	S	.167	4	12	2	2	4	0	1	0	1	1	0	6	0	0	.286	.333	.619	14	0	0	1	0	0
12	Leon, S	D-TWI	R	.190	7	21	9	4	5	1	0	0	1	7	0	5	0	0	.433	.238	.671	30	0	0	2	1	2
27	Perez, J	D-TWI	R	.000	2	4	0	0	0	0	0	0	1	1	0	0	0	0	.200	.000	.200	5	0	0	0	0	0
33	Reyes, J	D-TWI	L	.435	7	23	7	10	16	1	1	1	7	4	0	6	1	0	.519	.696	1.215	27	0	0	0	0	2
52	Salazar, A	D-TWI	R	.143	6	14	2	2	3	1	0	0	4	2	0	6	0	0	.294	.214	.508	17	0	0	1	0	0
59	Serrano, T	D-TWI	L	.409	6	22	7	9	18	1	1	2	4	3	0	4	2	1	.480	.818	1.298	25	0	0	0	1	0
20	Taveras, C	D-TWI	L	.333	7	24	6	8	12	2	1	0	5	4	0	3	0	0	.429	.500	.929	28	0	0	0	0	0
18	Val, J	D-TWI	S	.154	7	13	3	2	2	0	0	0	3	2	0	5	1	0	.267	.154	.421	15	0	0	0	0	1
	D-TWI			.253	8	221	53	56	89	8	5	5	43	40	0	68	8	5	.378	.403	.781	267	0	1	5	4	11
	OPP			.342	8	237	81	81	116	8	3	7	71	60	2	45	15	4	.469	.489	.958	308	1	7	3	6	

DSL Twins Pitching - 2025 - Regular Season - All Players

#	Player	Team	T	W	L	ERA	G	GS	CG	SHO	GF	HLD	SV	SVO	IP	H	R	ER	HR	HB	BB	IBB	SO	AVG	WP	BK	GIDP	TBF
71	Cafe, N	D-TWI	R	0	0	13.50	1	0	0	0	0	0	0	0	0.2	1	1	1	0	0	3	0	0	.333	0	0	0	6
39	Campusano, A	D-TWI	R	0	0	1.80	2	0	0	0	0	0	0	0	5.0	6	3	1	0	1	7	0	3	.316	2	0	2	27
41	Cardona, G	D-TWI	R	0	1	54.00	1	0	0	0	1	0	0	0	1.0	4	7	6	2	0	2	0	0	.571	0	0	0	9
65	Carranza, A	D-TWI	R	0	1	17.18	2	0	0	0	0	0	0	1	3.2	4	7	7	1	0	5	0	4	.286	2	0	1	19
55	Castellanos, S	D-TWI	R	0	0	0.00	1	1	0	0	0	0	0	0	2.2	2	0	0	0	0	2	0	3	.200	0	0	0	12
16	Castillo, A	D-TWI	R	0	0	54.00	1	1	0	0	0	0	0	0	0.1	0	2	2	0	0	3	0	1	.000	0	0	0	4
45	Ceballos, B	D-TWI	R	0	0	36.00	2	0	0	0	1	0	0	0	1.0	4	4	4	0	1	2	0	1	.667	2	0	0	10
48	Compres, M	D-TWI	R	0	0	54.00	1	0	0	0	0	0	0	0	0.2	1	4	4	0	1	2	0	0	.333	2	0	0	6
74	Gomez, J	D-TWI	R	0	0	7.36	3	0	0	0	0	0	0	0	3.2	5	4	3	0	0	3	1	2	.294	1	0	0	20
8	Infante, J	D-TWI	R	0	0	6.00	2	2	0	0	0	0	0	0	3.0	2	2	2	0	0	2	0	3	.222	1	0	1	12
30	Lucena, E	D-TWI	R	1	0	0.00	1	0	0	0	0	0	0	0	2.2	1	0	0	0	0	1	0	5	.111	0	0	0	10
56	Marin, R	D-TWI	R	0	0	6.00	1	0	0	0	0	1	0	0	3.0	1	2	2	0	0	3	0	3	.125	2	0	0	12
50	Mirabal, M	D-TWI	L	0	1	11.37	3	0	0	0	2	0	0	0	6.1	13	9	8	0	0	3	0	5	.419	0	0	1	35
61	Montano, O	D-TWI	R	0	1	8.53	2	2	0	0	0	0	0	0	6.1	10	8	6	0	0	4	0	4	.385	1	1	1	31
60	Pacheco, R	D-TWI	R	0	1	0.00	3	0	0	0	2	0	0	0	2.0	3	2	0	0	0	3	1	0	.333	1	0	0	12
21	Quinones, J	D-TWI	L	0	1	34.71	2	0	0	0	0	0	0	1	2.1	11	11	9	2	0	3	0	2	.611	3	0	0	22
63	Rosal, D	D-TWI	R	0	1	12.46	2	0	0	0	1	0	0	0	4.1	6	6	6	2	0	2	0	2	.333	3	0	0	20
67	Surumay, J	D-TWI	R	0	0	7.36	2	2	0	0	0	0	0	0	3.2	2	3	3	0	0	5	0	3	.167	1	0	0	18
19	Urena, E	D-TWI	R	0	0	8.10	2	0	0	0	0	0	0	0	3.1	1	3	3	0	0	5	0	3	.100	2	0	0	15
18	Val, J	D-TWI	R	0	0	20.25	1	0	0	0	1	0	0	0	1.1	4	3	3	0	0	0	0	1	.571	0	0	0	8
	D-TWI			1	7	11.05	8	8	0	0	8	1	0	2	57.0	81	81	70	7	3	60	2	45	.342	23	1	6	308
	OPP			7	1	7.17	8	8	0	0	8	1	1	3	59.0	56	53	47	5	5	40	0	68	.253	11	3	4	267

Dominican Summer League Standings - 2025 - Regular Season											
DSL Central	W	L	PCT	GB	L10	STRK	HOME	ROAD	RS	RA	DIFF
DSL CLE Goryl	5	3	.625	-	5-3	L1	2-2	3-1	58	27	31
DSL Cubs Blue	4	4	.500	1.0	4-4	L2	2-2	2-2	34	35	-1
DSL Rojos	4	4	.500	1.0	4-4	L1	2-2	2-2	36	39	-3
DSL Brewers Gold	3	5	.375	2.0	3-5	W2	1-2	2-3	29	33	-4
DSL Orioles Orange	2	6	.250	3.0	2-6	W1	0-3	2-3	36	79	-43
DSL Pirates Gold	1	7	.125	4.0	1-7	L2	1-3	0-4	18	35	-17
DSL East	W	L	PCT	GB	L10	STRK	HOME	ROAD	RS	RA	DIFF
DSL Miami	6	1	.857	-	6-1	W5	2-1	4-0	53	24	29
DSL Rangers Red	6	2	.750	0.5	6-2	W3	4-1	2-1	78	54	24
DSL Rockies	6	2	.750	0.5	6-2	L1	4-0	2-2	62	35	27
DSL NYY Yankees	3	4	.429	3.0	3-4	W3	2-0	1-4	38	42	-4
DSL Phillies White	3	5	.375	3.5	3-5	L4	2-3	1-2	36	48	-12
DSL Tigers 2	3	5	.375	3.5	3-5	L3	1-2	2-3	38	41	-3
DSL Twins	1	7	.125	5.5	1-7	L3	1-3	0-4	53	81	-28
DSL Southeast	W	L	PCT	GB	L10	STRK	HOME	ROAD	RS	RA	DIFF
DSL Colorado	6	1	.857	-	6-1	W1	3-0	3-1	46	33	13
DSL Cardinals	5	3	.625	1.5	5-3	L1	3-2	2-1	60	43	17
DSL Phillies Red	4	3	.571	2.0	4-3	L1	2-1	2-2	28	43	-15
DSL NYY Bombers	3	4	.429	3.0	3-4	W1	3-2	0-2	34	38	-4
DSL Marlins	3	5	.375	3.5	3-5	W1	3-2	0-3	60	43	17
DSL Mets Blue	1	7	.125	5.5	1-7	L1	0-4	1-3	36	56	-20
DSL Rangers Blue	0	7	.000	6.0	0-7	L7	0-2	0-5	32	67	-35
DSL Northwest	W	L	PCT	GB	L10	STRK	HOME	ROAD	RS	RA	DIFF
DSL Tampa Bay	5	3	.625	-	5-3	L2	3-1	2-2	43	43	0
DSL Brewers Blue	4	4	.500	1.0	4-4	W1	3-2	1-2	59	55	4
DSL CLE Mendoza	4	4	.500	1.0	4-4	L2	2-2	2-2	64	66	-2
DSL Padres Gold	4	4	.500	1.0	4-4	W2	2-2	2-2	45	41	4
DSL Red Sox Red	3	4	.429	1.5	3-4	L1	2-3	1-1	32	38	-6
DSL LAD Mega	1	7	.125	4.0	1-7	L7	0-4	1-3	42	69	-27
DSL West	W	L	PCT	GB	L10	STRK	HOME	ROAD	RS	RA	DIFF
DSL Athletics	6	2	.750	-	6-2	W3	3-2	3-0	50	20	30
DSL Royals Ventura	6	2	.750	-	6-2	W2	2-1	4-1	52	30	22
DSL Astros Blue	5	3	.625	1.0	5-3	W5	2-1	3-2	58	48	10
DSL Orioles Black	5	3	.625	1.0	5-3	L3	3-2	2-1	30	34	-4
DSL Padres Brown	4	3	.571	1.5	4-3	W1	1-2	3-1	24	27	-3
DSL Reds	4	4	.500	2.0	4-4	L1	2-2	2-2	60	46	14
DSL South	W	L	PCT	GB	L10	STRK	HOME	ROAD	RS	RA	DIFF
DSL Giants Black	7	1	.875	-	7-1	W7	3-0	4-1	47	24	23
DSL Angels	5	3	.625	2.0	5-3	W2	3-1	2-2	55	48	7
DSL Mets Orange	5	3	.625	2.0	5-3	W2	2-1	3-2	31	34	-3
DSL Nationals	5	3	.625	2.0	5-3	W1	2-2	3-1	44	35	9
DSL Blue Jays Red	4	4	.500	3.0	4-4	W3	3-2	1-2	41	39	2
DSL Arizona Red	3	5	.375	4.0	3-5	L2	2-2	1-3	47	57	-10
DSL Tigers 1	3	5	.375	4.0	3-5	L4	3-2	0-3	36	48	-12
DSL Southwest	W	L	PCT	GB	L10	STRK	HOME	ROAD	RS	RA	DIFF
DSL Giants Orange	7	1	.875	-	7-1	W1	4-1	3-0	63	25	38
DSL Pirates Black	5	2	.714	1.5	5-2	W2	3-1	2-1	38	36	2
DSL White Sox	5	2	.714	1.5	5-2	W5	2-1	3-1	49	57	-8
DSL Mariners	3	5	.375	4.0	3-5	L3	1-2	2-3	40	37	3
DSL Arizona Black	2	5	.286	4.5	2-5	L3	0-3	2-2	29	41	-12
DSL Blue Jays Blue	2	5	.286	4.5	2-5	L3	1-3	1-2	25	36	-11
DSL Cubs Red	2	6	.250	5.0	2-6	W1	2-2	0-4	28	54	-26
DSL North	W	L	PCT	GB	L10	STRK	HOME	ROAD	RS	RA	DIFF
DSL Rays	5	3	.625	-	5-3	L2	2-2	3-1	58	49	9
DSL Royals Fortuna	5	3	.625	-	5-3	W1	4-1	1-2	36	44	-8
DSL Braves	4	4	.500	1.0	4-4	L1	3-0	1-4	44	54	-10
DSL LAD Bautista	4	4	.500	1.0	4-4	W3	3-1	1-3	68	54	14
DSL Red Sox Blue	4	4	.500	1.0	4-4	W3	2-1	2-3	37	47	-10
DSL Astros Orange	2	6	.250	3.0	2-6	L4	2-3	0-3	40	48	-8