







TWINS MINOR LEAGUE REPORT



Twins



Saturday, April 5, 2025

	TEAM	LEVEL	RECORD	YESTERDAY'S SCORE
	St. Paul Saints	TRIPLE-A	2-3; 2.0 GB	Doubleheader @ Columbus Game 1: L, 3-2 Game 2 (6 innings): L, 11-1
	Wichita Wind Surge	DOUBLE-A	0-0; 0.5 GB	PPD: Inclement Weather
	Cedar Rapids Kernels	HIGH-A	1-0; T-1st in Midwest League West Division	W, 4-1 @ Wisconsin
	Fort Myers Mighty Mussels	LOW-A	0-1; 1.0 GB	L, 8-2 @ Palm Beach
	FCL Twins	ROOKIE	Season starts 5/3	N/A
	DSL Twins	DSL		N/A

Columbus Clippers (4-2) 3, St. Paul Saints (2-2) 2
Apr 4th, 2025

	1	2	3	4	5	6	7	R	H	E
St. Paul	2	0	0	0	0	0	0	2	8	0
Columbus	0	0	0	0	0	0	3	3	9	0

One out when winning run scored.

St. Paul	AB	R	H	RBI	BB	SO	LOB	AVG	Columbus	AB	R	H	RBI	BB	SO	LOB	AVG
Martin, CF	3	1	2	0	1	0	1	.375	Brennan, RF	3	1	1	0	1	2	1	.167
Keaschall, 2B	3	1	1	0	0	1	4	.333	Brito, 2B	4	1	1	0	0	2	2	.333
Prato, 2B	1	0	0	0	0	0	1	.000	Martínez, A, CF	4	1	3	2	0	0	1	.360
Ford, M, 1B	3	0	2	1	1	0	0	.300	Wilson, W, DH	3	0	1	1	1	1	1	.400
Alvarez, A, 3B	4	0	1	1	0	1	2	.313	Nuñez, D, C	3	0	1	0	0	1	3	.176
Severino, DH	3	0	0	0	0	1	3	.273	Halpin, LF	3	0	1	0	0	1	1	.294
McCusker, RF	3	0	1	0	0	1	3	.364	Cairo, 3B	2	0	0	0	1	0	1	.167
Morales, LF	3	0	1	0	0	0	3	.455	Tolentino, SS	3	0	1	0	0	2	2	.133
Cartaya, C	3	0	0	0	0	2	2	.000	Datres, 1B	2	0	0	0	1	2	2	.250
Fitzgerald, SS	1	0	0	0	2	0	0	.400	Nikhazy, P	0	0	0	0	0	0	0	.000
Raya, P	0	0	0	0	0	0	0	.000	Walters, P	0	0	0	0	0	0	0	.000
Funderburk, P	0	0	0	0	0	0	0	.000	Hanner, P	0	0	0	0	0	0	0	.000
Jensen, P	0	0	0	0	0	0	0	.000	Totals	27	3	9	3	4	11	14	.269
Blewett, P	0	0	0	0	0	0	0	.000									
Totals	27	2	8	2	4	6	19	.316									

BATTING

2B: McCusker (2, Nikhazy).

TB: Alvarez, A; Ford, M 2; Keaschall; Martin 2; McCusker 2; Morales.

RBI: Alvarez, A (2); Ford, M (2).

Runners left in scoring position, 2 out: Keaschall 2; Morales.

GIDP: Cartaya; Prato.

Team RISP: 3-for-9.

Team LOB: 8.

FIELDING

DP: (Ford, M-Fitzgerald-Funderburk).

BATTING

2B: Brito (4, Blewett); Wilson, W (1, Blewett).

3B: Halpin (1, Jensen).

TB: Brennan; Brito 2; Halpin 3; Martínez, A 3; Nuñez, D; Tolentino; Wilson, W 2.

RBI: Martínez, A 2 (7); Wilson, W (5).

Runners left in scoring position, 2 out: Datres; Tolentino 2.

GIDP: Nuñez, D.

Team RISP: 2-for-6.

Team LOB: 9.

BASERUNNING

SB: Martínez, A (1, 2nd base off Raya/Cartaya); Cairo (3, 2nd base off Jensen/Cartaya).

FIELDING

DP: 2 (2 Cairo-Brito-Datres).

St. Paul	IP	H	R	ER	BB	SO	HR	ERA	Columbus	IP	H	R	ER	BB	SO	HR	ERA
Raya	2.1	5	0	0	1	5	0	0.00	Nikhazy	3.2	5	2	2	1	4	0	4.15
Funderburk	2.2	0	0	0	1	3	0	0.00	Walters	1.1	1	0	0	2	2	0	0.00
Jensen (H, 1)	1.0	1	0	0	1	2	0	0.00	Hanner (W, 2-0)	2.0	2	0	0	1	0	0	3.00
Blewett (L, 0-1)(BS, 1)	0.1	3	3	3	1	1	0	11.57	Totals	7.0	8	2	2	4	6	0	3.88
Totals	6.1	9	3	3	4	11	0	1.39									

WP: Raya.

Pitch timer violations: Blewett (pitcher).

Pitches-strikes: Raya 48-29; Funderburk 28-19; Jensen 20-12; Blewett 15-9; Nikhazy 73-46; Walters 26-13; Hanner 25-14.

Groundouts-flyouts: Raya 1-0; Funderburk 1-2; Jensen 1-0; Blewett 0-0; Nikhazy 1-4; Walters 0-2; Hanner 2-2.

Batters faced: Raya 13; Funderburk 8; Jensen 5; Blewett 5; Nikhazy 17; Walters 7; Hanner 7.

Inherited runners-scored: Funderburk 3-0; Walters 1-0.

Umpires: HP: John Bacon. 1B: Dillon Wilson. 3B: Ben Phillips.

Weather: 52 degrees, Drizzle.

Wind: 3 mph, Out To RF.

First pitch: 6:40 PM.

T: 2:09 (1:35 delay).

Venue: Huntington Park.

April 4, 2025

Columbus Clippers (5-2) 11, St. Paul Saints (2-3) 1
Apr 4th, 2025

	1	2	3	4	5	6	7	R	H	E
St. Paul	0	0	0	1	0	0	x	1	4	3
Columbus	1	1	2	4	3	x	x	11	13	0

Game called after the top of the 6th.

St. Paul	AB	R	H	RBI	BB	SO	LOB	AVG	Columbus	AB	R	H	RBI	BB	SO	LOB	AVG
Keaschall, DH	3	0	2	0	0	0	0	.389	Brennan, LF	3	1	1	0	1	0	4	.185
Rodriguez, Em, CF	2	1	0	0	1	1	3	.231	Brito, 1B	2	1	1	1	1	1	0	.346
Severino, 3B	2	0	1	0	1	1	0	.308	Martínez, A, 2B	4	1	1	0	0	1	4	.345
Ford, M, 1B	2	0	0	0	1	1	2	.250	Wilson, W, 3B	3	2	1	2	1	1	1	.391
Camargo, C	3	0	1	1	0	0	3	.313	Huff, C	3	3	1	0	1	0	3	.261
McCusker, RF	3	0	0	0	0	2	4	.286	Halpin, CF	3	1	1	1	1	0	3	.300
Morales, LF	3	0	0	0	0	0	3	.357	Cairo, SS	4	1	4	4	0	0	0	.375
Fitzgerald, SS	2	0	0	0	0	0	0	.333	Tolentino, DH	4	0	2	2	0	0	2	.211
Prato, 2B	1	0	0	0	1	1	0	.000	Boyd, Jus, RF	3	1	1	0	0	1	4	.286
Festa, D, P	0	0	0	0	0	0	0	.000	Allard, P	0	0	0	0	0	0	0	.000
Ynoa, P	0	0	0	0	0	0	0	.000	Leftwich, P	0	0	0	0	0	0	0	.000
Bischoff, P	0	0	0	0	0	0	0	.000	Burns, P	0	0	0	0	0	0	0	.000
Totals	21	1	4	1	4	6	15	.299	Totals	29	11	13	10	5	4	21	.292

BATTING

2B: Camargo (3, Allard); Severino (1, Allard); Keaschall (1, Leftwich).

TB: Camargo 2; Keaschall 3; Severino 2.

RBI: Camargo (5).

Runners left in scoring position, 2 out: McCusker; Rodriguez, Em 2; Morales 2.

Team RISP: 0-for-9.

Team LOB: 6.

BASERUNNING

CS: Keaschall (1, 2nd base by Allard/Huff).

PO: Keaschall (1st base by Allard).

FIELDING

E: Ford, M (1, fielding); Severino 2 (2, fielding, fielding).

BATTING

2B: Halpin (1, Festa, D); Cairo 2 (2, Festa, D, Ynoa); Martínez, A (5, Festa, D); Tolentino (1, Ynoa).

HR: Wilson, W (2, 4th inning off Festa, D, 1 on, 1 out).

TB: Boyd, Jus; Brennan; Brito; Cairo 6; Halpin 2; Huff; Martínez, A 2; Tolentino 3; Wilson, W 4.

RBI: Brito (4); Cairo 4 (4); Halpin (2); Tolentino 2 (2); Wilson, W 2 (7).

2-out RBI: Tolentino 2; Brito.

Runners left in scoring position, 2 out: Halpin; Boyd, Jus; Martínez, A 2; Brennan 3.

SAC: Brito.

Team RISP: 6-for-16.

Team LOB: 10.

BASERUNNING

SB: Brito (2, 2nd base off Festa, D/Camargo); Tolentino (1, 2nd base off Festa, D/Camargo).

CS: Cairo (1, 2nd base by Festa, D/Camargo).

FIELDING

Pickoffs: Allard (Keaschall at 1st base).

St. Paul	IP	H	R	ER	BB	SO	HR	ERA	Columbus	IP	H	R	ER	BB	SO	HR	ERA
Festa, D (L, 1-1)	3.1	10	6	5	2	4	1	5.40	Allard	4.0	3	1	1	1	5	0	2.25
Ynoa	1.0	2	4	2	2	0	0	18.00	Leftwich (W, 1-0)	1.0	1	0	0	1	0	0	2.25
Bischoff	0.2	1	1	0	1	0	0	0.00	Burns	1.0	0	0	0	2	1	0	4.50
Totals	5.0	13	11	7	5	4	1	2.89	Totals	6.0	4	1	1	4	6	0	3.63

HBP: Boyd, Jus (by Ynoa).

Pitches-strikes: Festa, D 80-51; Ynoa 34-17; Bischoff 17-11; Allard 62-40; Leftwich 21-11; Burns 24-14.

Groundouts-flyouts: Festa, D 3-1; Ynoa 1-3; Bischoff 1-1; Allard 3-1; Leftwich 2-0; Burns 1-0.

Batters faced: Festa, D 22; Ynoa 9; Bischoff 5; Allard 15; Leftwich 5; Burns 5.

Inherited runners-scored: Bischoff 2-2.

Umpires: HP: Dillon Wilson. 1B: Ben Phillips. 3B: John Bacon.

Weather: 53 degrees, Cloudy.

Wind: 9 mph, In From CF.

First pitch: 9:25 PM.

T: 2:10 (:30 delay).

Att: 2,948.

Venue: Huntington Park.

April 4, 2025

St. Paul Saints Hitting - 2025 - Regular Season - All Players

#	Player	Team	B	AVG	G	AB	R	H	TB	2B	3B	HR	RBI	BB	IBB	SO	SB	CS	OBP	SLG	OPS	PA	SAC	SF	HBP	GIDP	E
4	Alvarez, A	STP	R	.313	4	16	3	5	5	0	0	0	2	2	0	4	0	0	.389	.313	.702	18	0	0	0	0	0
19	Camargo, J	STP	R	.313	4	16	2	5	8	3	0	0	5	1	0	5	0	0	.353	.500	.853	17	0	0	0	1	0
57	Cartaya, D	STP	R	.000	2	6	0	0	0	0	0	0	0	2	0	4	0	0	.250	.000	.250	8	0	0	0	1	0
1	Fitzgerald, R	STP	L	.333	5	12	1	4	5	1	0	0	2	6	0	1	0	0	.526	.417	.943	19	0	1	0	0	0
45	Ford, M	STP	L	.250	4	12	2	3	6	0	0	1	2	5	0	3	0	1	.471	.500	.971	17	0	0	0	0	1
8	Keaschall, L	STP	R	.389	5	18	3	7	8	1	0	0	2	2	0	3	1	1	.476	.444	.920	21	0	0	1	0	0
67	Martin, A	STP	R	.375	4	16	2	6	6	0	0	0	0	5	0	1	0	0	.524	.375	.899	21	0	0	0	1	0
9	McCusker, C	STP	R	.286	4	14	1	4	6	2	0	0	0	1	0	5	0	0	.333	.429	.762	15	0	0	0	0	0
62	Morales, J	STP	R	.357	4	14	2	5	8	1	1	0	3	1	0	2	0	0	.400	.571	.971	15	0	0	0	0	0
49	Prato, A	STP	R	.000	3	4	0	0	0	0	0	0	0	1	0	1	0	0	.200	.000	.200	5	0	0	0	1	0
2	Rodriguez, E	STP	L	.231	4	13	2	3	4	1	0	0	2	5	0	7	0	1	.444	.308	.752	18	0	0	0	0	0
12	Severino, Y	STP	S	.308	4	13	1	4	5	1	0	0	1	2	0	4	0	0	.400	.385	.785	15	0	0	0	0	2
STP				.299	5	154	19	46	61	10	1	1	19	33	0	40	1	3	.423	.396	.819	189	0	1	1	4	4
OPP				.267	5	146	16	39	55	11	1	1	15	14	0	41	7	3	.333	.377	.710	163	1	1	1	1	1

St. Paul Saints Pitching - 2025 - Regular Season - All Players

#	Player	Team	T	W	L	ERA	G	GS	CG	SHO	GF	HLD	SV	SVO	IP	H	R	ER	HR	HB	BB	IBB	SO	AVG	WP	BK	GIDP	TBF
39	Adams, T	STP	R	0	0	0.00	1	0	0	0	0	0	0	0	2.2	4	0	0	0	0	0	0	2	.364	0	0	0	11
30	Bischoff, K	STP	R	0	0	0.00	2	0	0	0	1	0	0	0	1.2	1	1	0	0	0	1	0	1	.143	0	0	0	8
32	Blewett, S	STP	R	0	1	11.57	2	0	0	0	1	0	0	1	2.1	3	3	3	0	0	2	0	3	.300	0	0	0	12
46	Bosiokovic, J	STP	R	0	1	13.50	1	0	0	0	1	0	0	0	1.1	3	2	2	0	0	0	0	0	.500	0	0	0	7
58	Festa, D	STP	R	1	1	5.40	2	2	0	0	0	0	0	0	8.1	13	6	5	1	0	2	0	8	.361	0	0	0	39
53	Funderburk, K	STP	L	0	0	0.00	2	0	0	0	1	0	0	0	3.2	1	0	0	0	0	2	0	5	.091	1	0	1	13
26	Jensen, R	STP	R	0	0	0.00	1	0	0	0	0	1	0	0	1.0	1	0	0	0	0	1	0	2	.250	0	0	0	5
31	Lewis, C	STP	R	0	0	0.00	1	0	0	0	0	0	0	0	1.2	0	0	0	0	0	2	0	4	.000	0	0	0	6
52	Matthews, Z	STP	R	1	0	0.00	1	1	0	0	0	0	0	0	5.0	1	0	0	0	0	0	0	4	.063	0	0	0	16
66	Misiewicz, A	STP	L	0	0	0.00	1	0	0	0	1	0	0	0	1.1	0	0	0	0	0	0	0	3	.000	0	0	0	4
37	Morris, A	STP	R	0	0	0.00	1	1	0	0	0	0	0	0	5.0	5	0	0	0	0	1	0	4	.263	0	0	0	20
48	Raya, M	STP	R	0	0	0.00	1	1	0	0	0	0	0	0	2.1	5	0	0	0	0	1	0	5	.417	1	0	0	13
47	Ynoa, H	STP	R	0	0	18.00	1	0	0	0	0	0	0	0	1.0	2	4	2	0	1	2	0	0	.333	0	0	0	9
STP				2	3	2.89	5	5	0	2	5	1	0	1	37.1	39	16	12	1	1	14	0	41	.267	2	0	1	163
OPP				3	2	3.92	5	5	0	1	5	0	0	0	39.0	46	19	17	1	1	33	0	40	.299	1	0	4	189

International League Standings - 2025 - Regular Season

INT East	W	L	PCT	GB	L10	STRK	HOME	ROAD	RS	RA	DIFF
Charlotte	5	2	.714	-	5-2	W1	5-2	0-0	45	29	16
Lehigh Valley	5	2	.714	-	5-2	W3	2-1	3-1	34	36	-2
Durham	4	3	.571	1.0	4-3	W1	2-2	2-1	42	24	18
Jacksonville	4	3	.571	1.0	4-3	L1	2-2	2-1	30	26	4
Scranton/WB	4	3	.571	1.0	4-3	W2	0-0	4-3	46	25	21
Worcester	3	3	.500	1.5	3-3	W1	1-1	2-2	30	20	10
Norfolk	3	4	.429	2.0	3-4	L1	1-2	2-2	31	35	-4
Rochester	2	4	.333	2.5	2-4	L3	1-3	1-1	24	30	-6
Syracuse	2	4	.333	2.5	2-4	L2	1-3	1-1	16	39	-23
Buffalo	1	5	.167	3.5	1-5	L5	1-1	0-4	21	45	-24
INT West	W	L	PCT	GB	L10	STRK	HOME	ROAD	RS	RA	DIFF
Columbus	5	2	.714	-	5-2	W3	3-1	2-1	36	25	11
Memphis	5	2	.714	-	5-2	W5	4-0	1-2	53	34	19
Omaha	4	2	.667	0.5	4-2	W3	3-1	1-1	43	31	12
Iowa	3	2	.600	1.0	3-2	W1	1-1	2-1	27	24	3
Gwinnett	3	4	.429	2.0	3-4	W1	3-1	0-3	23	38	-15
Louisville	3	4	.429	2.0	3-4	L3	2-1	1-3	40	46	-6
St. Paul	2	3	.400	2.0	2-3	L3	1-0	1-3	19	16	3
Indianapolis	1	3	.250	2.5	1-3	L1	1-2	0-1	9	25	-16
Nashville	2	5	.286	3.0	2-5	L1	1-2	1-3	19	26	-7
Toledo	2	5	.286	3.0	2-5	L1	1-2	1-3	31	44	-13

Texas League Standings - 2025 - Regular Season

TEX North											
	W	L	PCT	GB	L10	STRK	HOME	ROAD	RS	RA	DIFF
NW Arkansas	1	0	1.000	-	1-0	W1	0-0	1-0	12	11	1
Springfield	0	0	.000	0.5	0-0		0-0	0-0	0	0	0
Wichita	0	0	.000	0.5	0-0		0-0	0-0	0	0	0
Arkansas	0	1	.000	1.0	0-1	L1	0-0	0-1	5	7	-2
Tulsa	0	1	.000	1.0	0-1	L1	0-1	0-0	11	12	-1
TEX South											
	W	L	PCT	GB	L10	STRK	HOME	ROAD	RS	RA	DIFF
Corpus Christi	1	0	1.000	-	1-0	W1	0-0	1-0	7	5	2
Midland	1	0	1.000	-	1-0	W1	1-0	0-0	7	5	2
San Antonio	1	0	1.000	-	1-0	W1	1-0	0-0	5	4	1
Amarillo	0	1	.000	1.0	0-1	L1	0-0	0-1	4	5	-1
Frisco	0	1	.000	1.0	0-1	L1	0-1	0-0	5	7	-2

Cedar Rapids Kernels (1-0) 4, Wisconsin Timber Rattlers (0-1) 1
Apr 4th, 2025

	1	2	3	4	5	6	7	8	9	R	H	E
Cedar Rapids	0	0	0	1	0	1	2	0	0	4	8	1
Wisconsin	0	0	0	0	0	0	0	0	1	1	5	4

Cedar Rapids									Wisconsin								
AB	R	H	RBI	BB	SO	LOB	AVG		AB	R	H	RBI	BB	SO	LOB	AVG	
Culpepper, SS	3	0	0	0	1	2	1	.000	Rodriguez, Y, CF	4	0	1	0	0	1	2	.250
Hess, CF	1	0	0	0	0	1	0	.000	Burke, 1B	4	0	1	0	0	0	0	.250
DeBarge, 2B	4	2	1	0	1	1	3	.250	Areinamo, 2B	3	0	0	0	1	2	3	.000
Winokur, CF-SS	3	0	1	1	1	2	2	.333	Wood, C	3	1	1	0	1	1	1	.333
Amick, 1B	5	0	1	0	0	3	3	.200	Baez, J, 3B	4	0	1	0	0	1	4	.250
Doncon, 3B	4	0	0	0	0	2	3	.000	Castillo, L, LF	4	0	0	0	0	2	2	.000
Diaw, C	3	1	1	0	0	2	2	.333	Garcia, E, SS	4	0	0	0	0	2	2	.000
De Andrade, DH	4	1	1	0	0	2	1	.250	Hall, DH	3	0	1	1	1	2	0	.333
Gonzalez, G, LF	4	0	2	0	0	0	2	.500	Perez, H, RF	3	0	0	0	1	2	2	.000
Kendle, RF	4	0	1	2	0	2	1	.250	Rodriguez, M, P	0	0	0	0	0	0	0	.000
Soto, P	0	0	0	0	0	0	0	.000	Rund, P	0	0	0	0	0	0	0	.000
Bengard, P	0	0	0	0	0	0	0	.000	Fitzpatrick, P	0	0	0	0	0	0	0	.000
Wosinski, P	0	0	0	0	0	0	0	.000	Maldonado, A, P	0	0	0	0	0	0	0	.000
Totals	35	4	8	3	3	17	18	.229	Totals	32	1	5	1	4	13	16	.156

BATTING

2B: Gonzalez, G (1, Rodriguez, M); Winokur (1, Fitzpatrick); Kendle (1, Fitzpatrick).

TB: Amick; De Andrade; DeBarge; Diaw; Gonzalez, G 3; Kendle 2; Winokur 2.

RBI: Kendle 2 (2); Winokur (1).

Runners left in scoring position, 2 out: Amick 2; Culpepper; Gonzalez, G; Winokur 2; Doncon.

GIDP: DeBarge.

Team RISP: 3-for-14.

Team LOB: 9.

BASERUNNING

SB: DeBarge (1, 2nd base off Rodriguez, M/Wood).

CS: Amick (1, 2nd base by Rodriguez, M/Wood).

FIELDING

E: DeBarge (1, fielding).

PB: Diaw (1).

DP: (Diaw).

BATTING

TB: Baez, J; Burke; Hall; Rodriguez, Y; Wood.

RBI: Hall (1).

2-out RBI: Hall.

Runners left in scoring position, 2 out: Perez, H; Rodriguez, Y.

GIDP: Baez, J.

Team RISP: 1-for-7.

Team LOB: 8.

FIELDING

E: Perez, H (1, fielding); Wood (1, throw); Baez, J (1, throw); Garcia, E (1, fielding).

DP: (Areinamo-Wood-Burke).

Cedar Rapids									Wisconsin								
IP	H	R	ER	BB	SO	HR	ERA		IP	H	R	ER	BB	SO	HR	ERA	
Soto	4.0	2	0	0	3	5	0	0.00	Rodriguez, M (L, 0-1)	4.1	3	1	0	1	11	0	0.00
Bengard (W, 1-0)	4.0	0	0	0	1	6	0	0.00	Rund	0.2	0	0	0	0	0	0	0.00
Wosinski	1.0	3	1	1	0	2	0	9.00	Fitzpatrick	2.0	4	3	2	2	2	0	9.00
Totals	9.0	5	1	1	4	13	0	1.00	Totals	9.0	8	4	2	3	17	0	2.00

WP: Maldonado, A.

HBP: Diaw (by Maldonado, A); Winokur (by Maldonado, A).

Pitch timer violations: Kendle (batter timer); Wosinski (pitcher).

Pitches-strikes: Soto 62-40; Bengard 56-40; Wosinski 24-15; Rodriguez, M 70-49; Rund 9-6; Fitzpatrick 34-22; Maldonado, A 36-20.

Groundouts-flyouts: Soto 2-2; Bengard 2-2; Wosinski 0-0; Rodriguez, M 0-1; Rund 1-0; Fitzpatrick 3-0; Maldonado, A 2-1.

Batters faced: Soto 16; Bengard 14; Wosinski 6; Rodriguez, M 16; Rund 2; Fitzpatrick 12; Maldonado, A 10.

Umpires: HP: Connor Crowell. 1B: Trey Ward.

Weather: 46 degrees, Overcast.

Wind: 6 mph, R To L.

First pitch: 6:41 PM.

T: 2:29.

Att: 2,493.

Venue: Neuroscience Group Field.

April 4, 2025

Cedar Rapids Kernels Hitting - 2025 - Regular Season - All Players

#	Player	Team	B	AVG	G	AB	R	H	TB	2B	3B	HR	RBI	BB	IBB	SO	SB	CS	OBP	SLG	OPS	PA	SAC	SF	HBP	GIDP	E
11	Amick, W	CR	R	.200	1	5	0	1	1	0	0	0	0	0	0	3	0	1	.200	.200	.400	5	0	0	0	0	0
5	Culpepper, K	CR	R	.000	1	3	0	0	0	0	0	0	0	1	0	2	0	0	.250	.000	.250	4	0	0	0	0	0
8	De Andrade, D	CR	R	.250	1	4	1	1	1	0	0	0	0	0	0	2	0	0	.250	.250	.500	4	0	0	0	0	0
27	DeBarge, K	CR	R	.250	1	4	2	1	1	0	0	0	0	1	0	1	1	0	.400	.250	.650	5	0	0	0	1	1
35	Diaw, K	CR	R	.333	1	3	1	1	1	0	0	0	0	0	0	2	0	0	.500	.333	.833	4	0	0	1	0	0
22	Doncon, R	CR	R	.000	1	4	0	0	0	0	0	0	0	0	0	2	0	0	.000	.000	.000	4	0	0	0	0	0
9	Gonzalez, G	CR	R	.500	1	4	0	2	3	1	0	0	0	0	0	0	0	0	.500	.750	1.250	4	0	0	0	0	0
21	Hess, K	CR	L	.000	1	1	0	0	0	0	0	0	0	0	0	1	0	0	.000	.000	.000	1	0	0	0	0	0
1	Kendle, C	CR	R	.250	1	4	0	1	2	1	0	0	2	0	0	2	0	0	.250	.500	.750	4	0	0	0	0	0
20	Winokur, B	CR	R	.333	1	3	0	1	2	1	0	0	1	1	0	2	0	0	.600	.667	1.267	5	0	0	1	0	0
CR				.229	1	35	4	8	11	3	0	0	3	3	0	17	1	1	.325	.314	.639	40	0	0	2	1	1
OPP				.156	1	32	1	5	5	0	0	0	1	4	0	13	0	0	.250	.156	.406	36	0	0	0	1	1

Cedar Rapids Kernels Pitching - 2025 - Regular Season - All Players

#	Player	Team	T	W	L	ERA	G	GS	CG	SHO	GF	HLD	SV	SVO	IP	H	R	ER	HR	HB	BB	IBB	SO	AVG	WP	BK	GIDP	TBF
40	Bengard, S	CR	R	1	0	0.00	1	0	0	0	0	0	0	0	4.0	0	0	0	0	0	1	0	6	.000	0	0	0	14
32	Soto, C	CR	R	0	0	0.00	1	1	0	0	0	0	0	0	4.0	2	0	0	0	0	3	0	5	.154	0	0	1	16
48	Wosinski, J	CR	R	0	0	9.00	1	0	0	0	1	0	0	0	1.0	3	1	1	0	0	0	0	2	.500	0	0	0	6
CR				1	0	1.00	1	1	0	0	1	0	0	0	9.0	5	1	1	0	0	4	0	13	.156	0	0	1	36
OPP				0	1	2.00	1	1	0	0	1	0	0	0	9.0	8	4	2	0	2	3	0	17	.229	1	0	1	40

Midwest League Standings - 2025 - Regular Season

MID East	W	L	PCT	GB	L10	STRK	HOME	ROAD	RS	RA	DIFF
Fort Wayne	1	0	1.000	-	1-0	W1	1-0	0-0	5	0	5
Lake County	1	0	1.000	-	1-0	W1	0-0	1-0	8	1	7
West Michigan	1	0	1.000	-	1-0	W1	1-0	0-0	7	0	7
Dayton	0	1	.000	1.0	0-1	L1	0-0	0-1	0	7	-7
Great Lakes	0	1	.000	1.0	0-1	L1	0-1	0-0	1	8	-7
Lansing	0	1	.000	1.0	0-1	L1	0-0	0-1	0	5	-5
MID West	W	L	PCT	GB	L10	STRK	HOME	ROAD	RS	RA	DIFF
Beloit	1	0	1.000	-	1-0	W1	1-0	0-0	7	0	7
Cedar Rapids	1	0	1.000	-	1-0	W1	0-0	1-0	4	1	3
Peoria	0	0	.000	0.5	0-0		0-0	0-0	0	0	0
Quad Cities	0	0	.000	0.5	0-0		0-0	0-0	0	0	0
South Bend	0	1	.000	1.0	0-1	L1	0-0	0-1	0	7	-7
Wisconsin	0	1	.000	1.0	0-1	L1	0-1	0-0	1	4	-3

Palm Beach Cardinals (1-0) 8, Fort Myers Mighty Mussels (0-1) 2
Apr 4th, 2025

	1	2	3	4	5	6	7	8	9	R	H	E
Fort Myers	0	0	0	1	0	0	1	0	0	2	5	1
Palm Beach	0	0	2	1	1	0	1	3	x	8	13	1

Fort Myers									Palm Beach								
AB	R	H	RBI	BB	SO	LOB	AVG		AB	R	H	RBI	BB	SO	LOB	AVG	
Chourio, RF	2	0	1	0	3	0	.500		Mejia, 2B	4	2	2	1	1	0	.500	
Pena, D, 2B	4	1	0	0	0	0	.000		Cho, CF	3	1	1	1	0	1	.333	
Mercedes, Y, CF	4	0	0	0	0	0	.000		Pino, LF	2	0	2	2	0	0	1.000	
Rodriguez, J, LF	4	0	0	0	0	2	.000		Suarez, RF	5	0	2	1	0	2	.400	
Pena, D, DH	4	1	1	0	0	1	.250		Pena, LF-CF	4	0	0	0	0	1	.000	
Maitan, 1B	4	0	2	0	0	1	.500		Kross, 1B	4	0	0	0	0	2	.000	
Valladares, C	4	0	1	1	0	2	.250		McGee, 3B	4	1	2	0	0	0	.500	
Thomason, 3B	2	0	0	0	1	1	.000		Hernandez, S, C	4	0	1	0	0	0	.250	
Del Rosario, SS	3	0	0	0	0	2	.000		Martin, DH	4	1	2	1	0	0	.500	
Jones, P	0	0	0	0	0	0	.000		Encarnacion, A, SS	2	3	1	1	2	0	.500	
Bragg, P	0	0	0	0	0	0	.000		Sequera, P	0	0	0	0	0	0	.000	
Hall, P	0	0	0	0	0	0	.000		Holiday, P	0	0	0	0	0	0	.000	
Totals	31	2	5	1	4	9	.161		Worley, P	0	0	0	0	0	0	.000	
									Brodersen, P	0	0	0	0	0	0	.000	
									Watson, P	0	0	0	0	0	0	.000	
									Totals	36	8	13	7	3	4	.361	

BATTING

TB: Chourio; Maitan 2; Pena, D; Valladares.

RBI: Valladares (1).

2-out RBI: Valladares.

Runners left in scoring position, 2 out: Rodriguez, J 2; Chourio 2; Del Rosario 2; Maitan.

GIDP: Pena, D.

Team RISP: 1-for-12.

Team LOB: 10.

BASERUNNING

SB: Chourio (1, 2nd base off Holiday/Hernandez, S); Pena, D (1, 2nd base off Worley/Hernandez, S).

FIELDING

E: Mercedes, Y (1, fielding).

DP: 2 (Thomason-Maitan; Valladares-Del Rosario).

BATTING

2B: McGee (1, Jones); Martin (1, Jones).

3B: Mejia 2 (2, Jones, Hall); Martin (1, Hall).

HR: Encarnacion, A (1, 8th inning off Hall, 0 on, 2 out).

TB: Cho; Encarnacion, A 4; Hernandez, S; Martin 5; McGee 3; Mejia 6; Pino 2; Suarez 2.

RBI: Cho (1); Encarnacion, A (1); Martin (1); Mejia (1); Pino 2 (2); Suarez (1).

2-out RBI: Pino; Martin; Encarnacion, A.

Runners left in scoring position, 2 out: Kross 2; Encarnacion, A.

GIDP: Pena.

Team RISP: 6-for-12.

Team LOB: 7.

BASERUNNING

SB: Encarnacion, A 2 (2, 2nd base off Jones/Valladares, 2nd base off Hall/Valladares).

CS: Suarez (1, 2nd base by Bragg/Valladares).

FIELDING

E: Encarnacion, A (1, throw).

DP: (Mejia-Kross).

Fort Myers									Palm Beach								
IP	H	R	ER	BB	SO	HR	ERA		IP	H	R	ER	BB	SO	HR	ERA	
Jones (L, 0-1)	4.1	7	4	3	1	1	6.23		Sequera	3.2	3	1	1	1	2	2.45	
Bragg	0.2	0	0	0	0	1	0.00		Holiday (W, 1-0)	1.1	1	0	0	1	0	0.00	
Hall	3.0	6	4	4	2	2	12.00		Worley (H, 1)	1.0	1	1	1	1	0	9.00	
Totals	8.0	13	8	7	3	4	7.88		Brodersen (H, 1)	1.0	0	0	0	0	3	0.00	
									Watson (S, 1)	2.0	0	0	0	1	3	0.00	
									Totals	9.0	5	2	2	4	9	2.00	

Worley pitched to 2 batters in the 7th.

WP: Jones; Hall; Worley; Brodersen 2.

HBP: Thomason (by Holiday); Del Rosario (by Worley); Pena, D (by Worley); Mercedes, Y (by Worley).

Pitch timer violations: Rodriguez, J (batter timer); Jones (pitcher); Pino (batter timer); Hall (pitcher).

Pitches-strikes: Jones 74-49; Bragg 5-3; Hall 59-39; Sequera 61-36; Holiday 23-14; Worley 33-16; Brodersen 15-9; Watson 28-16.

Groundouts-flyouts: Jones 10-1; Bragg 0-0; Hall 2-4; Sequera 4-2; Holiday 2-0; Worley 1-0; Brodersen 0-0; Watson 1-0.

Batters faced: Jones 21; Bragg 1; Hall 17; Sequera 15; Holiday 7; Worley 8; Brodersen 3; Watson 6.

Inherited runners-scored: Bragg 1-0; Holiday 2-1; Brodersen 2-1.

Umpires: HP: Reid Hoover. 1B: Jose Sandoval.

Weather: 82 degrees, Clear.

Wind: 13 mph, R To L.

First pitch: 6:32 PM.

T: 2:39.

Att: 591.

Venue: Roger Dean Chevrolet Stadium.

April 4, 2025

Fort Myers Mighty Mussels Hitting - 2025 - Regular Season - All Players

#	Player	Team	B	AVG	G	AB	R	H	TB	2B	3B	HR	RBI	BB	IBB	SO	SB	CS	OBP	SLG	OPS	PA	SAC	SF	HBP	GIDP	E
9	Chourio, B	FTM	S	.500	1	2	0	1	1	0	0	0	0	3	0	0	1	0	.800	.500	1.300	5	0	0	0	0	0
8	Del Rosario, A	FTM	R	.000	1	3	0	0	0	0	0	0	0	0	0	2	0	0	.250	.000	.250	4	0	0	1	0	0
35	Maitan, K	FTM	S	.500	1	4	0	2	2	0	0	0	0	0	0	1	0	0	.500	.500	1.000	4	0	0	0	0	0
13	Mercedes, Y	FTM	R	.000	1	4	0	0	0	0	0	0	0	0	0	0	0	0	.200	.000	.200	5	0	0	1	0	1
50	Pena, D	FTM	R	.000	1	4	1	0	0	0	0	0	0	0	0	0	1	0	.200	.000	.200	5	0	0	1	1	0
33	Pena, D	FTM	R	.250	1	4	1	1	1	0	0	0	0	0	0	1	0	0	.250	.250	.500	4	0	0	0	0	0
43	Rodriguez, J	FTM	R	.000	1	4	0	0	0	0	0	0	0	0	0	2	0	0	.000	.000	.000	4	0	0	0	0	0
20	Thomason, J	FTM	L	.000	1	2	0	0	0	0	0	0	0	1	0	1	0	0	.500	.000	.500	4	0	0	1	0	0
30	Valladares, J	FTM	R	.250	1	4	0	1	1	0	0	0	1	0	0	2	0	0	.250	.250	.500	4	0	0	0	0	0
FTM				.161	1	31	2	5	5	0	0	0	1	4	0	9	2	0	.333	.161	.494	39	0	0	4	1	1
OPP				.361	1	36	8	13	24	2	3	1	7	3	0	4	2	1	.410	.667	1.077	39	0	0	0	1	1

Fort Myers Mighty Mussels Pitching - 2025 - Regular Season - All Players

#	Player	Team	T	W	L	ERA	G	GS	CG	SHO	GF	HLD	SV	SVO	IP	H	R	ER	HR	HB	BB	IBB	SO	AVG	WP	BK	GIDP	TBF
15	Bragg, K	FTM	L	0	0	0.00	1	0	0	0	0	0	0	0	0.2	0	0	0	0	0	0	0	1	.000	0	0	0	1
40	Hall, J	FTM	R	0	0	12.00	1	0	0	0	1	0	0	0	3.0	6	4	4	1	0	2	0	2	.400	1	0	0	17
25	Jones, E	FTM	R	0	1	6.23	1	1	0	0	0	0	0	0	4.1	7	4	3	0	0	1	0	1	.350	1	0	1	21
FTM				0	1	7.88	1	1	0	0	1	0	0	0	8.0	13	8	7	1	0	3	0	4	.361	2	0	1	39
OPP				1	0	2.00	1	1	0	0	1	2	1	1	9.0	5	2	2	0	4	4	0	9	.161	3	0	1	39

Florida State League Standings - 2025 - Regular Season

FSL East											
	W	L	PCT	GB	L10	STRK	HOME	ROAD	RS	RA	DIFF
Jupiter	1	0	1.000	-	1-0	W1	0-0	1-0	4	0	4
Palm Beach	1	0	1.000	-	1-0	W1	1-0	0-0	8	2	6
Daytona	0	1	.000	1.0	0-1	L1	0-1	0-0	2	6	-4
St. Lucie	0	1	.000	1.0	0-1	L1	0-1	0-0	0	4	-4
FSL West											
	W	L	PCT	GB	L10	STRK	HOME	ROAD	RS	RA	DIFF
Bradenton	1	0	1.000	-	1-0	W1	0-0	1-0	6	2	4
Clearwater	1	0	1.000	-	1-0	W1	0-0	1-0	8	4	4
Tampa	1	0	1.000	-	1-0	W1	1-0	0-0	2	1	1
Dunedin	0	1	.000	1.0	0-1	L1	0-1	0-0	4	8	-4
Fort Myers	0	1	.000	1.0	0-1	L1	0-0	0-1	2	8	-6
Lakeland	0	1	.000	1.0	0-1	L1	0-0	0-1	1	2	-1