





TWINS MINOR LEAGUE REPORT



Twins



Thursday, June 27, 2024

| | TEAM | LEVEL | RECORD | YESTERDAY'S SCORE |
|---|---------------------------|----------|--|-------------------------------|
|  | St. Paul Saints | TRIPLE-A | 40-36; -11.0 GB 2nd in International League West Division | W, 9-7 @ Iowa |
|  | Wichita Wind Surge | DOUBLE-A | 32-39; -6.0 GB 5th in Texas League North Division | W, 6-1 vs. NW Arkansas |
|  | Cedar Rapids Kernels | HIGH-A | 40-29; -2.0 GB 2nd in Midwest League West Division | W, 8-6 vs. Beloit |
|  | Fort Myers Mighty Mussels | LOW-A | 35-35; -9.0 GB 4th in Florida State League West Division | W, 11-9 vs. Tampa |
|  | FCL Twins | ROOKIE | 18-18; -6.0 GB 4th in Florida Complex League South Division | N/A |
|  | DSL Twins | DSL | 8-9; -5.0 GB T-5th in Dominican Summer League South | W, 7-5 (7) @ DSL Padres Brown |

St. Paul Saints (40-36) 9,Iowa Cubs (33-44) 7
Jun 26th, 2024

| | 1 | 2 | 3 | 4 | 5 | 6 | 7 | 8 | 9 | R | H | E |
|-----------------|---|---|---|---|---|---|---|---|---|----------|----|---|
| St. Paul | 0 | 0 | 2 | 0 | 2 | 4 | 0 | 0 | 1 | 9 | 11 | 2 |
| Iowa | 0 | 1 | 3 | 1 | 0 | 0 | 2 | 0 | 0 | 7 | 13 | 2 |

| St. Paul | AVG | AB | R | H | 2B | 3B | HR | RBI | BB | SO | PO | A | Iowa | AVG | AB | R | H | 2B | 3B | HR | RBI | BB | SO | PO | A |
|-----------------|-------------|-----------|----------|-----------|----------|----------|----------|----------|-----------|----------|-----------|-----------|-----------------|-------------|-----------|----------|-----------|----------|----------|----------|----------|----------|----------|-----------|----------|
| Julien, 2B | .234 | 3 | 2 | 0 | 0 | 0 | 0 | 1 | 3 | 0 | 1 | 5 | Roederer, CF | .237 | 5 | 1 | 1 | 1 | 0 | 0 | 2 | 0 | 2 | 2 | 0 |
| Lee, SS | .338 | 4 | 2 | 1 | 0 | 0 | 1 | 2 | 2 | 1 | 1 | 2 | Ballesteros, 1B | .393 | 4 | 1 | 2 | 1 | 0 | 0 | 1 | 1 | 0 | 7 | 1 |
| Wallner, DH | .245 | 6 | 1 | 2 | 1 | 0 | 0 | 1 | 0 | 2 | 0 | 0 | Canario, DH | .254 | 5 | 0 | 1 | 0 | 0 | 0 | 0 | 0 | 3 | 0 | 0 |
| Severino, 1B | .257 | 4 | 0 | 3 | 0 | 0 | 0 | 2 | 1 | 1 | 8 | 0 | Caissie, LF | .271 | 5 | 2 | 3 | 0 | 1 | 0 | 0 | 0 | 0 | 4 | 0 |
| Keirsey Jr., CF | .302 | 5 | 0 | 1 | 1 | 0 | 0 | 2 | 0 | 1 | 1 | 0 | Murray Jr., 3B | .190 | 5 | 0 | 1 | 0 | 0 | 0 | 1 | 0 | 1 | 0 | 0 |
| Isola, LF | .215 | 4 | 0 | 1 | 0 | 0 | 0 | 0 | 1 | 3 | 6 | 1 | Windham, C | .243 | 5 | 0 | 2 | 1 | 0 | 0 | 1 | 0 | 0 | 8 | 0 |
| Holland, RF | .298 | 3 | 2 | 2 | 0 | 0 | 0 | 0 | 1 | 0 | 1 | 0 | Hill, RF | .254 | 3 | 0 | 0 | 0 | 0 | 0 | 0 | 1 | 1 | 1 | 0 |
| Winkel, C | .195 | 3 | 1 | 0 | 0 | 0 | 0 | 0 | 2 | 0 | 9 | 0 | Reinheimer, SS | .333 | 3 | 1 | 1 | 0 | 0 | 0 | 0 | 1 | 0 | 4 | 4 |
| Prato, 3B | .206 | 4 | 1 | 1 | 0 | 0 | 0 | 0 | 0 | 0 | 0 | 0 | Cantrelle, 2B | .219 | 3 | 2 | 2 | 0 | 0 | 0 | 0 | 0 | 1 | 1 | 4 |
| Jensen, P | .000 | 0 | 0 | 0 | 0 | 0 | 0 | 0 | 0 | 0 | 0 | 1 | Supak, P | .000 | 0 | 0 | 0 | 0 | 0 | 0 | 0 | 0 | 0 | 0 | 0 |
| Harris, H, P | .000 | 0 | 0 | 0 | 0 | 0 | 0 | 0 | 0 | 0 | 0 | 0 | Scalzo Jr., P | .000 | 0 | 0 | 0 | 0 | 0 | 0 | 0 | 0 | 0 | 0 | 0 |
| Blewett, P | .000 | 0 | 0 | 0 | 0 | 0 | 0 | 0 | 0 | 0 | 0 | 0 | Martin, P | .000 | 0 | 0 | 0 | 0 | 0 | 0 | 0 | 0 | 0 | 0 | 0 |
| Winder, P | .000 | 0 | 0 | 0 | 0 | 0 | 0 | 0 | 0 | 0 | 0 | 1 | McWilliams, P | .000 | 0 | 0 | 0 | 0 | 0 | 0 | 0 | 0 | 0 | 0 | 0 |
| Totals | .250 | 36 | 9 | 11 | 2 | 0 | 1 | 8 | 10 | 8 | 27 | 10 | Totals | .248 | 38 | 7 | 13 | 3 | 1 | 0 | 5 | 3 | 8 | 27 | 9 |

BATTING

2B: Wallner (11, Supak); Keirsey Jr. (12, Martin).

HR: Lee (6, 5th inning off Supak, 0 on, 1 out).

TB: Holland 2; Isola; Keirsey Jr. 2; Lee 4; Prato; Severino 3; Wallner 3.

RBI: Julien (4); Keirsey Jr. 2 (47); Lee 2 (18); Severino 2 (43); Wallner (50).

2-out RBI: Keirsey Jr. 2.

Runners left in scoring position, 2 out: Lee; Wallner; Isola 2; Keirsey Jr.; Prato.

SAC: Prato.

GIDP: Keirsey Jr.; Winkel.

Team RISP: 3-for-14.

Team LOB: 12.

BASERUNNING

SB: Holland (13, 2nd base off Scalzo Jr./Windham).

FIELDING

E: Severino (6, fielding); Prato (6, throw).

Outfield assists: Isola (Windham at home).

DP: 3 (Isola-Winkel; Lee-Severino; Lee-Julien-Severino).

BATTING

2B: Windham (11, Jensen); Roederer (6, Harris, H); Ballesteros (4, Blewett).

3B: Caissie (2, Jensen).

TB: Ballesteros 3; Caissie 5; Canario; Cantrelle 2; Murray Jr.; Reinheimer; Roederer 2; Windham 3.

RBI: Ballesteros (2); Murray Jr. (26); Roederer 2 (8); Windham (14).

2-out RBI: Murray Jr.; Ballesteros.

Runners left in scoring position, 2 out: Canario; Hill 3; Ballesteros.

SAC: Cantrelle.

GIDP: Reinheimer; Windham.

Team RISP: 6-for-17.

Team LOB: 8.

BASERUNNING

SB: Windham (4, 3rd base off Jensen/Winkel); Reinheimer (1, 2nd base off Harris, H/Winkel); Cantrelle 2 (6, 2nd base off Harris, H/Winkel, 2nd base off Blewett/Winkel).

FIELDING

E: Ballesteros 2 (2, fielding, fielding).

DP: 2 (Cantrelle-Reinheimer-Ballesteros; Reinheimer-Ballesteros).

| St. Paul | ERA | IP | H | R | ER | BB | SO | HR | BF | Iowa | ERA | IP | H | R | ER | BB | SO | HR | BF |
|------------------|-------------|------------|-----------|----------|----------|----------|----------|----------|-----------|----------------------------|-------------|------------|-----------|----------|----------|-----------|----------|----------|-----------|
| Jensen | 2.16 | 2.0 | 2 | 1 | 1 | 0 | 2 | 0 | 7 | Supak | 2.45 | 5.0 | 6 | 4 | 3 | 3 | 3 | 1 | 24 |
| Harris, H | 7.42 | 1.0 | 5 | 3 | 3 | 1 | 1 | 0 | 9 | Scalzo Jr. (L, 0-1)(BS, 1) | 5.40 | 0.1 | 1 | 4 | 1 | 2 | 0 | 0 | 5 |
| Blewett (W, 4-2) | 2.45 | 3.2 | 5 | 3 | 1 | 1 | 4 | 0 | 15 | Martin | 3.57 | 1.2 | 2 | 0 | 0 | 2 | 3 | 0 | 9 |
| Winder (S, 3) | 4.44 | 2.1 | 1 | 0 | 0 | 1 | 1 | 0 | 11 | McWilliams | 6.95 | 2.0 | 2 | 1 | 1 | 3 | 2 | 0 | 10 |
| Totals | 4.75 | 9.0 | 13 | 7 | 5 | 3 | 8 | 0 | 42 | Totals | 4.98 | 9.0 | 11 | 9 | 5 | 10 | 8 | 1 | 48 |

WP: McWilliams.

IBB: Severino (by Martin).

HBP: Holland (by Supak).

Pitches-strikes: Jensen 38-24; Harris, H 29-18; Blewett 46-28; Winder 28-20; Supak 99-59; Scalzo Jr. 17-7; Martin 39-22; McWilliams 39-23.

Groundouts-flyouts: Jensen 2-1; Harris, H 1-1; Blewett 2-1; Winder 5-3; Supak 5-3; Scalzo Jr. 2-0; Martin 0-1; McWilliams 2-0.

Batters faced: Jensen 7; Harris, H 9; Blewett 15; Winder 11; Supak 24; Scalzo Jr. 5; Martin 9; McWilliams 10.

Inherited runners-scored: Winder 2-2; Martin 2-2.

Umpires: HP: Dexter Kelley. 1B: Ty Krauss. 3B: David Arrieta.

Official Scorer: Steve Mohr

Weather: 82 degrees, Sunny

Wind: 13 mph, In From CF

First pitch: 12:11 PM

T: 2:50

Att: 7,876

Venue: Principal Park

June 26, 2024

St. Paul Saints Hitting - 2024 - Regular Season - All Players

| # | Player | Team | B | AVG | G | AB | R | H | TB | 2B | 3B | HR | RBI | BB | IBB | SO | SB | CS | OBP | SLG | OPS | PA | SAC | SF | HBP | GIDP | E |
|----|-----------------|---------|---|-------------|-----------|-------------|------------|------------|-------------|------------|-----------|------------|------------|------------|----------|------------|-----------|-----------|-------------|-------------|-------------|-------------|----------|-----------|-----------|-----------|-----------|
| 9 | Buxton, B | STP | R | .000 | 2 | 6 | 0 | 0 | 0 | 0 | 0 | 0 | 1 | 0 | 0 | 3 | 0 | 0 | .000 | .000 | .000 | 6 | 0 | 0 | 0 | 0 | 0 |
| 19 | Camargo, J | STP | R | .240 | 26 | 104 | 14 | 25 | 49 | 7 | 1 | 5 | 26 | 8 | 2 | 33 | 1 | 0 | .307 | .471 | .778 | 114 | 0 | 0 | 2 | 2 | 1 |
| 1 | Castillo, D | NOR | R | .308 | 3 | 13 | 2 | 4 | 5 | 1 | 0 | 0 | 0 | 3 | 0 | 4 | 0 | 0 | .438 | .385 | .823 | 16 | 0 | 0 | 0 | 0 | 1 |
| 1 | Castillo, D | STP | R | .293 | 58 | 191 | 31 | 56 | 85 | 10 | 2 | 5 | 29 | 34 | 0 | 28 | 6 | 3 | .402 | .445 | .847 | 229 | 0 | 2 | 2 | 9 | 7 |
| 1 | Castillo, D | 2 Teams | R | .294 | 61 | 204 | 33 | 60 | 90 | 11 | 2 | 5 | 29 | 37 | 0 | 32 | 6 | 3 | .404 | .441 | .845 | 245 | 0 | 2 | 2 | 9 | 8 |
| 11 | Fajardo, Y | STP | L | .229 | 33 | 105 | 16 | 24 | 38 | 2 | 0 | 4 | 17 | 6 | 0 | 34 | 3 | 3 | .274 | .362 | .636 | 114 | 0 | 1 | 1 | 3 | 1 |
| 8 | Helman, M | STP | R | .287 | 50 | 188 | 37 | 54 | 102 | 12 | 0 | 12 | 36 | 23 | 0 | 55 | 9 | 1 | .381 | .543 | .924 | 218 | 0 | 1 | 6 | 2 | 4 |
| 62 | Holland, W | STP | R | .298 | 40 | 114 | 31 | 34 | 63 | 9 | 1 | 6 | 20 | 17 | 0 | 31 | 13 | 2 | .430 | .553 | .983 | 142 | 0 | 1 | 10 | 2 | 4 |
| 2 | Isola, A | STP | R | .215 | 46 | 158 | 18 | 34 | 56 | 7 | 0 | 5 | 20 | 23 | 1 | 33 | 3 | 1 | .314 | .354 | .668 | 185 | 0 | 3 | 1 | 3 | 1 |
| 64 | Julien, E | STP | L | .234 | 20 | 77 | 14 | 18 | 27 | 1 | 1 | 2 | 4 | 19 | 0 | 27 | 3 | 0 | .392 | .351 | .743 | 97 | 0 | 0 | 1 | 1 | 3 |
| 65 | Keirseay Jr., D | STP | L | .302 | 50 | 202 | 35 | 61 | 108 | 12 | 4 | 9 | 47 | 27 | 0 | 54 | 16 | 3 | .382 | .535 | .917 | 233 | 0 | 3 | 1 | 6 | 2 |
| 4 | Kemp, T | STP | L | .286 | 43 | 154 | 24 | 44 | 70 | 6 | 1 | 6 | 23 | 16 | 0 | 24 | 4 | 0 | .362 | .455 | .817 | 174 | 0 | 1 | 3 | 1 | 1 |
| 13 | Kepler, M | STP | L | .400 | 3 | 10 | 3 | 4 | 4 | 0 | 0 | 0 | 0 | 3 | 0 | 2 | 0 | 0 | .538 | .400 | .938 | 13 | 0 | 0 | 0 | 0 | 0 |
| 20 | Lee, B | STP | S | .338 | 16 | 68 | 16 | 23 | 45 | 4 | 0 | 6 | 18 | 8 | 0 | 10 | 1 | 0 | .408 | .662 | 1.070 | 76 | 0 | 0 | 0 | 3 | 2 |
| 37 | Lewis, R | STP | R | .174 | 6 | 23 | 3 | 4 | 5 | 1 | 0 | 0 | 0 | 1 | 0 | 8 | 1 | 0 | .208 | .217 | .425 | 24 | 0 | 0 | 0 | 1 | 0 |
| 67 | Martin, A | STP | R | .290 | 19 | 62 | 16 | 18 | 24 | 3 | 0 | 1 | 9 | 21 | 0 | 7 | 4 | 0 | .466 | .387 | .853 | 88 | 0 | 3 | 2 | 1 | 1 |
| 64 | Miranda, J | STP | R | .250 | 7 | 28 | 4 | 7 | 12 | 2 | 0 | 1 | 3 | 3 | 0 | 5 | 0 | 0 | .313 | .429 | .742 | 32 | 0 | 1 | 0 | 1 | 0 |
| 37 | Morris, T | BUF | L | .500 | 1 | 2 | 1 | 1 | 1 | 0 | 0 | 0 | 0 | 2 | 0 | 1 | 1 | 0 | .750 | .500 | 1.250 | 4 | 0 | 0 | 0 | 0 | 0 |
| 37 | Morris, T | STP | L | .133 | 14 | 45 | 6 | 6 | 9 | 3 | 0 | 0 | 2 | 7 | 0 | 13 | 0 | 0 | .245 | .200 | .445 | 53 | 0 | 1 | 0 | 2 | 4 |
| 37 | Morris, T | 2 Teams | L | .149 | 15 | 47 | 7 | 7 | 10 | 3 | 0 | 0 | 2 | 9 | 0 | 14 | 1 | 0 | .281 | .213 | .494 | 57 | 0 | 1 | 0 | 2 | 4 |
| 49 | Prato, A | STP | R | .206 | 59 | 194 | 36 | 40 | 57 | 12 | 1 | 1 | 7 | 43 | 0 | 53 | 6 | 1 | .367 | .294 | .661 | 246 | 1 | 1 | 7 | 8 | 6 |
| 12 | Severino, Y | STP | S | .257 | 66 | 241 | 36 | 62 | 112 | 6 | 1 | 14 | 43 | 44 | 1 | 85 | 1 | 0 | .375 | .465 | .840 | 288 | 0 | 1 | 2 | 3 | 6 |
| 37 | Shuffield, D | STP | R | .148 | 10 | 27 | 2 | 4 | 7 | 3 | 0 | 0 | 4 | 0 | 0 | 9 | 1 | 0 | .179 | .259 | .438 | 28 | 0 | 0 | 1 | 1 | 1 |
| 52 | Wallner, M | STP | L | .245 | 60 | 233 | 40 | 57 | 124 | 11 | 1 | 18 | 50 | 28 | 0 | 88 | 3 | 0 | .327 | .532 | .859 | 266 | 0 | 3 | 2 | 3 | 2 |
| 66 | Williams, C | STP | R | .164 | 38 | 122 | 18 | 20 | 36 | 7 | 0 | 3 | 11 | 22 | 0 | 43 | 2 | 0 | .297 | .295 | .592 | 145 | 0 | 0 | 1 | 1 | 4 |
| 43 | Winkel, P | STP | L | .195 | 42 | 149 | 10 | 29 | 45 | 10 | 0 | 2 | 19 | 14 | 0 | 52 | 0 | 0 | .262 | .302 | .564 | 164 | 0 | 1 | 0 | 7 | 5 |
| | STP | | | .250 | 76 | 2501 | 410 | 624 | 1078 | 128 | 13 | 100 | 389 | 367 | 4 | 697 | 77 | 14 | .352 | .431 | .783 | 2935 | 1 | 23 | 42 | 60 | 60 |
| | OPP | | | .263 | 76 | 2539 | 383 | 669 | 1087 | 149 | 13 | 81 | 362 | 252 | 1 | 711 | 82 | 20 | .334 | .428 | .762 | 2849 | 8 | 18 | 26 | 58 | |

St. Paul Saints Pitching - 2024 - Regular Season - All Players

| # | Player | Team | T | W | L | ERA | G | GS | CG | SHO | GF | HLD | SV | SVO | IP | H | R | ER | HR | HB | BB | IBB | SO | AVG | WP | BK | GIDP | TBF |
|----|---------------------|------------|---|-----------|-----------|-------------|-----------|-----------|----------|----------|-----------|-----------|-----------|-----------|--------------|------------|------------|------------|------------|-----------|------------|----------|------------|-------------|-----------|----------|-----------|-------------|
| 18 | Alcala, J | STP | R | 0 | 0 | 2.08 | 7 | 0 | 0 | 0 | 3 | 1 | 2 | 2 | 8.2 | 5 | 2 | 2 | 1 | 0 | 7 | 0 | 12 | .179 | 0 | 0 | 1 | 35 |
| 16 | Balazovic, J | STP | R | 5 | 4 | 5.77 | 23 | 1 | 0 | 0 | 2 | 3 | 0 | 0 | 34.1 | 38 | 25 | 22 | 3 | 0 | 14 | 0 | 47 | .271 | 1 | 0 | 2 | 158 |
| 31 | Baragar, C | STP | L | 0 | 1 | 6.75 | 2 | 2 | 0 | 0 | 0 | 0 | 0 | 0 | 6.2 | 11 | 7 | 5 | 1 | 0 | 3 | 0 | 8 | .355 | 1 | 0 | 0 | 35 |
| 32 | Blewett, S | STP | R | 4 | 2 | 2.45 | 26 | 2 | 0 | 0 | 6 | 4 | 0 | 0 | 40.1 | 36 | 15 | 11 | 1 | 0 | 11 | 1 | 43 | .232 | 2 | 0 | 2 | 167 |
| 30 | Boushley, C | STP | R | 8 | 1 | 3.52 | 13 | 13 | 0 | 0 | 0 | 0 | 0 | 0 | 71.2 | 65 | 29 | 28 | 8 | 0 | 9 | 0 | 62 | .240 | 1 | 0 | 8 | 281 |
| 67 | Bowman, M | STP | R | 0 | 0 | 0.00 | 5 | 0 | 0 | 0 | 1 | 0 | 0 | 0 | 6.0 | 3 | 1 | 0 | 0 | 0 | 2 | 0 | 7 | .150 | 0 | 0 | 0 | 23 |
| 67 | Bowman, M | TAC | R | 2 | 0 | 3.00 | 7 | 0 | 0 | 0 | 0 | 0 | 0 | 0 | 9.0 | 8 | 3 | 3 | 2 | 0 | 0 | 0 | 9 | .229 | 0 | 0 | 0 | 35 |
| 67 | Bowman, M | 2 Teams | R | 2 | 0 | 1.80 | 12 | 0 | 0 | 0 | 1 | 0 | 0 | 0 | 15.0 | 11 | 4 | 3 | 2 | 0 | 2 | 0 | 16 | .200 | 0 | 0 | 0 | 58 |
| 60 | Boyle, M | STP | L | 0 | 0 | 7.71 | 10 | 0 | 0 | 0 | 2 | 1 | 1 | 1 | 9.1 | 15 | 11 | 8 | 2 | 0 | 7 | 0 | 4 | .357 | 4 | 0 | 1 | 50 |
| 37 | Brice, A | LHV | R | 0 | 1 | 7.71 | 2 | 0 | 0 | 0 | 1 | 0 | 0 | 0 | 2.1 | 3 | 3 | 2 | 0 | 0 | 3 | 0 | 2 | .375 | 1 | 0 | 0 | 11 |
| 37 | Brice, A | STP | R | 0 | 0 | 30.86 | 3 | 0 | 0 | 0 | 0 | 0 | 0 | 0 | 2.1 | 5 | 8 | 8 | 0 | 1 | 4 | 0 | 3 | .417 | 1 | 1 | 0 | 17 |
| 37 | Brice, A | 2 Teams | R | 0 | 1 | 19.29 | 5 | 0 | 0 | 0 | 1 | 0 | 0 | 0 | 4.2 | 8 | 11 | 10 | 0 | 1 | 7 | 0 | 5 | .400 | 2 | 1 | 0 | 28 |
| 40 | Brigham, J | STP | R | 0 | 0 | 3.95 | 10 | 0 | 0 | 0 | 1 | 0 | 0 | 2 | 13.2 | 12 | 6 | 6 | 2 | 1 | 9 | 0 | 14 | .267 | 1 | 0 | 2 | 57 |
| 38 | Castillo, D | STP | R | 0 | 0 | 2.50 | 18 | 0 | 0 | 0 | 10 | 2 | 5 | 6 | 18.0 | 13 | 6 | 5 | 1 | 1 | 6 | 0 | 22 | .194 | 3 | 0 | 0 | 74 |
| 23 | Dobnak, R | STP | R | 6 | 5 | 4.35 | 15 | 13 | 0 | 0 | 0 | 0 | 0 | 0 | 68.1 | 66 | 39 | 33 | 7 | 6 | 33 | 0 | 74 | .253 | 3 | 0 | 5 | 305 |
| 59 | Duran, J | STP | R | 0 | 0 | 9.00 | 2 | 0 | 0 | 0 | 0 | 0 | 0 | 0 | 2.0 | 4 | 2 | 2 | 0 | 0 | 0 | 0 | 5 | .400 | 0 | 0 | 0 | 10 |
| 48 | Festa, D | STP | R | 3 | 2 | 3.77 | 14 | 14 | 0 | 0 | 0 | 0 | 0 | 0 | 59.2 | 53 | 25 | 25 | 9 | 3 | 24 | 0 | 87 | .241 | 5 | 0 | 4 | 248 |
| 55 | Funderburk, K | STP | L | 0 | 0 | 1.13 | 7 | 0 | 0 | 0 | 7 | 0 | 3 | 3 | 8.0 | 3 | 1 | 1 | 0 | 1 | 4 | 0 | 14 | .111 | 0 | 0 | 0 | 32 |
| 45 | Gunkel, J | STP | R | 0 | 5 | 10.54 | 9 | 7 | 0 | 0 | 0 | 0 | 0 | 0 | 27.1 | 52 | 33 | 32 | 7 | 0 | 6 | 0 | 11 | .406 | 0 | 0 | 4 | 136 |
| 25 | Harris, H | STP | R | 1 | 3 | 7.42 | 24 | 0 | 0 | 0 | 10 | 4 | 4 | 5 | 30.1 | 35 | 27 | 25 | 8 | 0 | 19 | 0 | 34 | .282 | 0 | 0 | 2 | 145 |
| 53 | Headrick, B | STP | L | 1 | 0 | 2.08 | 2 | 2 | 0 | 0 | 0 | 0 | 0 | 0 | 8.2 | 7 | 2 | 2 | 1 | 0 | 3 | 0 | 15 | .219 | 0 | 0 | 1 | 35 |
| | Henriquez, R | STP | R | 1 | 2 | 3.52 | 22 | 1 | 0 | 0 | 8 | 2 | 3 | 3 | 38.1 | 38 | 16 | 15 | 5 | 1 | 10 | 0 | 37 | .259 | 0 | 1 | 3 | 159 |
| | Jackson, J | STP | R | 0 | 0 | 3.00 | 3 | 0 | 0 | 0 | 1 | 0 | 0 | 0 | 3.0 | 2 | 1 | 1 | 0 | 0 | 0 | 0 | 2 | .200 | 0 | 0 | 1 | 10 |
| 26 | Jensen, R | STP | R | 3 | 2 | 2.16 | 24 | 2 | 0 | 0 | 7 | 6 | 0 | 0 | 33.1 | 21 | 13 | 8 | 0 | 3 | 28 | 0 | 47 | .181 | 2 | 0 | 3 | 148 |
| 60 | Plutko, A | STP | R | 2 | 1 | 5.68 | 6 | 6 | 1 | 0 | 0 | 0 | 0 | 0 | 25.1 | 26 | 16 | 16 | 7 | 0 | 7 | 0 | 19 | .260 | 0 | 0 | 1 | 107 |
| 13 | Rozek, A | STP | L | 0 | 0 | 18.69 | 2 | 1 | 0 | 0 | 0 | 0 | 0 | 0 | 4.1 | 11 | 9 | 9 | 1 | 3 | 3 | 0 | 3 | .524 | 0 | 0 | 1 | 28 |
| 61 | Schulfer, A | STP | R | 0 | 0 | 5.09 | 11 | 0 | 0 | 0 | 2 | 1 | 0 | 0 | 17.2 | 18 | 11 | 10 | 2 | 1 | 10 | 0 | 14 | .269 | 0 | 0 | 4 | 78 |
| 21 | Staumont, J | STP | R | 0 | 1 | 4.22 | 8 | 0 | 0 | 0 | 3 | 0 | 0 | 0 | 10.2 | 9 | 5 | 5 | 1 | 0 | 3 | 0 | 16 | .231 | 0 | 0 | 0 | 43 |
| 56 | Thielbar, C | STP | L | 1 | 0 | 3.00 | 2 | 0 | 0 | 0 | 0 | 0 | 0 | 0 | 3.0 | 2 | 1 | 1 | 1 | 0 | 1 | 0 | 5 | .200 | 0 | 0 | 1 | 11 |
| 27 | Topa, J | STP | R | 0 | 0 | 4.50 | 4 | 0 | 0 | 0 | 0 | 1 | 0 | 1 | 4.0 | 4 | 3 | 2 | 0 | 1 | 1 | 0 | 6 | .267 | 0 | 0 | 1 | 17 |
| 39 | Varland, L | STP | R | 2 | 6 | 7.33 | 9 | 9 | 0 | 0 | 0 | 0 | 0 | 0 | 43.0 | 56 | 40 | 35 | 9 | 0 | 14 | 0 | 49 | .306 | 3 | 0 | 4 | 201 |
| 41 | Winder, J | STP | R | 2 | 0 | 4.44 | 14 | 0 | 0 | 0 | 6 | 2 | 3 | 3 | 24.1 | 28 | 13 | 12 | 2 | 2 | 7 | 0 | 24 | .292 | 0 | 0 | 4 | 108 |
| 54 | Wittgren, N | STP | R | 1 | 0 | 3.50 | 14 | 0 | 0 | 0 | 6 | 1 | 1 | 1 | 18.0 | 15 | 7 | 7 | 2 | 1 | 2 | 0 | 15 | .217 | 0 | 0 | 1 | 72 |
| 44 | Woods Richardson, S | STP | R | 0 | 1 | 6.08 | 3 | 3 | 0 | 0 | 0 | 0 | 0 | 0 | 13.1 | 16 | 9 | 9 | 0 | 1 | 5 | 0 | 12 | .302 | 0 | 0 | 2 | 59 |
| | | STP | | 40 | 36 | 4.75 | 76 | 76 | 1 | 5 | 75 | 28 | 22 | 27 | 653.2 | 669 | 383 | 345 | 81 | 26 | 252 | 1 | 711 | .263 | 27 | 2 | 58 | 2849 |
| | | OPP | | 36 | 40 | 4.99 | 76 | 76 | 0 | 5 | 76 | 28 | 12 | 20 | 652.1 | 624 | 410 | 362 | 100 | 42 | 367 | 4 | 697 | .250 | 33 | 4 | 60 | 2935 |

International League Standings - 2024 - Regular Season

| INT East | W | L | PCT | GB | L10 | STRK | HOME | ROAD | RS | RA | DIFF |
|---------------|----|----|------|------|-----|------|-------|-------|-----|-----|------|
| Syracuse | 48 | 28 | .632 | - | 7-3 | W2 | 25-14 | 23-14 | 442 | 346 | 96 |
| Scranton/WB | 43 | 32 | .573 | 4.5 | 3-7 | L1 | 19-17 | 24-15 | 426 | 396 | 30 |
| Rochester | 39 | 35 | .527 | 8.0 | 6-4 | W3 | 20-15 | 19-20 | 379 | 403 | -24 |
| Buffalo | 37 | 39 | .487 | 11.0 | 3-7 | L3 | 18-17 | 19-22 | 434 | 434 | 0 |
| Durham | 37 | 40 | .481 | 11.5 | 4-6 | W1 | 18-20 | 19-20 | 411 | 415 | -4 |
| Worcester | 36 | 40 | .474 | 12.0 | 6-4 | W1 | 22-20 | 14-20 | 429 | 394 | 35 |
| Jacksonville | 36 | 41 | .468 | 12.5 | 6-4 | L1 | 15-26 | 21-15 | 349 | 365 | -16 |
| Norfolk | 36 | 41 | .468 | 12.5 | 2-8 | L3 | 13-22 | 23-19 | 444 | 438 | 6 |
| Lehigh Valley | 35 | 40 | .467 | 12.5 | 7-3 | L1 | 19-21 | 16-19 | 385 | 447 | -62 |
| Charlotte | 35 | 41 | .461 | 13.0 | 9-1 | W3 | 19-22 | 16-19 | 356 | 410 | -54 |
| INT West | W | L | PCT | GB | L10 | STRK | HOME | ROAD | RS | RA | DIFF |
| ^Omaha | 50 | 24 | .676 | - | 6-4 | W1 | 24-12 | 26-12 | 419 | 327 | 92 |
| St. Paul | 40 | 36 | .526 | 11.0 | 9-1 | W2 | 18-19 | 22-17 | 410 | 383 | 27 |
| Louisville | 38 | 37 | .507 | 12.5 | 4-6 | L1 | 21-17 | 17-20 | 352 | 404 | -52 |
| Memphis | 39 | 38 | .506 | 12.5 | 4-6 | W1 | 19-21 | 20-17 | 340 | 342 | -2 |
| Nashville | 39 | 38 | .506 | 12.5 | 4-6 | W1 | 21-15 | 18-23 | 408 | 381 | 27 |
| Toledo | 36 | 39 | .480 | 14.5 | 2-8 | W2 | 20-14 | 16-25 | 400 | 393 | 7 |
| Gwinnett | 36 | 41 | .468 | 15.5 | 4-6 | L1 | 21-16 | 15-25 | 350 | 371 | -21 |
| Indianapolis | 33 | 41 | .446 | 17.0 | 6-4 | L1 | 23-20 | 10-21 | 350 | 409 | -59 |
| Iowa | 33 | 44 | .429 | 18.5 | 4-6 | L3 | 18-20 | 15-24 | 389 | 408 | -19 |
| Columbus | 32 | 43 | .427 | 18.5 | 4-6 | L1 | 16-21 | 16-22 | 423 | 430 | -7 |

^ - Clinched AAA League (1st Half)

Cancelled Games

| Date | Time (CT) | Time (Local) | Visitor | Home | Venue | Status |
|---------|-----------|--------------|---------------|-------------|--------------------------|-------------------------|
| 3/29/24 | CNCL | CNCL | Columbus | St. Paul | CHS Field | Cancelled - Wet Grounds |
| 4/3/24 | CNCL | CNCL | Lehigh Valley | Rochester | Innovative Field | Cancelled - Rain |
| 4/5/24 | CNCL | CNCL | Lehigh Valley | Rochester | Innovative Field | Cancelled - Rain |
| 4/21/24 | CNCL | CNCL | Syracuse | Charlotte | Truist Field | Cancelled - Rain |
| 4/27/24 | CNCL | CNCL | Indianapolis | Omaha | Werner Park | Cancelled - Wet Grounds |
| 4/28/24 | CNCL | CNCL | Indianapolis | Omaha | Werner Park | Cancelled - Rain |
| 5/26/24 | CNCL | CNCL | Toledo | Louisville | Louisville Slugger Field | Cancelled - Rain |
| 6/22/24 | CNCL | CNCL | Buffalo | Scranton/WB | PNC Field | Cancelled - Wet Grounds |

Wichita Wind Surge (32-39) 6, Northwest Arkansas Naturals (36-35) 1
Jun 26th, 2024

| | | | | | | | | | | | | |
|--------------------|----------|----------|----------|----------|----------|----------|----------|----------|----------|----------|----------|----------|
| | 1 | 2 | 3 | 4 | 5 | 6 | 7 | 8 | 9 | R | H | E |
| NW Arkansas | 0 | 0 | 0 | 0 | 0 | 0 | 0 | 0 | 1 | 1 | 7 | 0 |
| Wichita | 0 | 0 | 4 | 0 | 1 | 0 | 1 | 0 | x | 6 | 10 | 0 |

| NW Arkansas | AVG | AB | R | H | 2B | 3B | HR | RBI | BB | SO | PO | A | Wichita | AVG | AB | R | H | 2B | 3B | HR | RBI | BB | SO | PO | A |
|--------------------|-------------|-----------|----------|----------|-----------|-----------|-----------|------------|-----------|-----------|-----------|----------|----------------|-------------|-----------|----------|-----------|-----------|-----------|-----------|------------|-----------|-----------|-----------|----------|
| Vaz, 2B | .261 | 4 | 0 | 1 | 1 | 0 | 0 | 0 | 0 | 2 | 2 | 0 | Keaschall, 2B | .308 | 4 | 2 | 2 | 0 | 0 | 1 | 1 | 0 | 1 | 1 | 3 |
| Tolbert, SS | .216 | 3 | 1 | 1 | 0 | 0 | 0 | 0 | 0 | 0 | 1 | 2 | Rucker, 1B | .291 | 4 | 0 | 3 | 0 | 0 | 0 | 0 | 0 | 0 | 7 | 0 |
| Cross, RF | .290 | 4 | 0 | 2 | 0 | 0 | 0 | 0 | 0 | 0 | 1 | 0 | Morales, LF | .327 | 4 | 0 | 2 | 0 | 0 | 0 | 2 | 0 | 0 | 0 | 0 |
| Tresh, C | .281 | 4 | 0 | 1 | 0 | 0 | 0 | 0 | 0 | 1 | 8 | 1 | Sabato, DH | .261 | 4 | 0 | 0 | 0 | 0 | 0 | 0 | 0 | 1 | 0 | 0 |
| Lester, 1B | .286 | 4 | 0 | 1 | 0 | 0 | 0 | 1 | 0 | 2 | 9 | 0 | Schobel, 3B | .223 | 4 | 0 | 0 | 0 | 0 | 0 | 0 | 0 | 2 | 2 | 1 |
| Wilson, LF | .219 | 4 | 0 | 0 | 0 | 0 | 0 | 0 | 0 | 2 | 1 | 0 | Cossetti, C | .193 | 4 | 0 | 0 | 0 | 0 | 0 | 0 | 0 | 0 | 12 | 0 |
| Hernandez, D, CF | .247 | 3 | 0 | 1 | 0 | 0 | 0 | 0 | 1 | 1 | 2 | 0 | Fedko, K, RF | .275 | 3 | 1 | 1 | 1 | 0 | 0 | 0 | 1 | 2 | 2 | 0 |
| Emshoff, DH | .310 | 4 | 0 | 0 | 0 | 0 | 0 | 0 | 0 | 3 | 0 | 0 | Shuffield, CF | .276 | 4 | 1 | 1 | 0 | 0 | 0 | 0 | 0 | 1 | 1 | 1 |
| Newton, 3B | .162 | 3 | 0 | 0 | 0 | 0 | 0 | 0 | 0 | 1 | 0 | 3 | Ortega, J, SS | .190 | 2 | 2 | 1 | 0 | 0 | 1 | 3 | 1 | 1 | 2 | 1 |
| Guerrero, P | .000 | 0 | 0 | 0 | 0 | 0 | 0 | 0 | 0 | 0 | 0 | 1 | Morris, P | .000 | 0 | 0 | 0 | 0 | 0 | 0 | 0 | 0 | 0 | 0 | 0 |
| Brady, P | .000 | 0 | 0 | 0 | 0 | 0 | 0 | 0 | 0 | 0 | 0 | 1 | Grace, P | .000 | 0 | 0 | 0 | 0 | 0 | 0 | 0 | 0 | 0 | 0 | 0 |
| Wallace, P | .000 | 0 | 0 | 0 | 0 | 0 | 0 | 0 | 0 | 0 | 0 | 0 | Floyd, P | .000 | 0 | 0 | 0 | 0 | 0 | 0 | 0 | 0 | 0 | 0 | 0 |
| Totals | .247 | 33 | 1 | 7 | 1 | 0 | 0 | 1 | 1 | 12 | 24 | 8 | Totals | .240 | 33 | 6 | 10 | 1 | 0 | 2 | 6 | 2 | 8 | 27 | 6 |

BATTING

2B: Vaz (11, Morris).
TB: Cross 2; Hernandez, D; Lester; Tolbert; Tresh; Vaz 2.
RBI: Lester (31).
Runners left in scoring position, 2 out: Tolbert; Vaz; Emshoff 2.
Team RISP: 2-for-8.
Team LOB: 7.

BATTING

2B: Fedko, K (9, Wallace).
HR: Ortega, J (4, 3rd inning off Guerrero, 2 on, 0 out); Keaschall (2, 3rd inning off Guerrero, 0 on, 0 out).
TB: Fedko, K 2; Keaschall 5; Morales 2; Ortega, J 4; Rucker 3; Shuffield.
RBI: Keaschall (12); Morales 2 (32); Ortega, J 3 (21).
Runners left in scoring position, 2 out: Shuffield; Schobel 3.
Team RISP: 2-for-8.
Team LOB: 5.

BASERUNNING

CS: Morales (3, 2nd base by Guerrero/Tresh).

FIELDING

Outfield assists: Shuffield (Cross at 2nd base).
PB: Cossetti 2 (11).

| NW Arkansas | ERA | IP | H | R | ER | BB | SO | HR | BF | Wichita | ERA | IP | H | R | ER | BB | SO | HR | BF |
|--------------------|-------------|------------|-----------|----------|-----------|-----------|-----------|-----------|-----------|-----------------|-------------|------------|----------|----------|-----------|-----------|-----------|-----------|-----------|
| Guerrero (L, 1-4) | 5.64 | 5.0 | 7 | 5 | 5 | 2 | 4 | 2 | 23 | Morris (W, 3-1) | 1.41 | 5.2 | 4 | 0 | 0 | 0 | 9 | 0 | 20 |
| Brady | 3.00 | 2.0 | 2 | 1 | 1 | 0 | 2 | 0 | 8 | Grace | 1.69 | 2.1 | 0 | 0 | 0 | 1 | 1 | 0 | 8 |
| Wallace | 5.93 | 1.0 | 1 | 0 | 0 | 0 | 2 | 0 | 4 | Floyd | 4.50 | 1.0 | 3 | 1 | 1 | 0 | 2 | 0 | 7 |
| Totals | 4.36 | 8.0 | 10 | 6 | 6 | 2 | 8 | 2 | 35 | Totals | 4.06 | 9.0 | 7 | 1 | 1 | 1 | 12 | 0 | 35 |

HBP: Tolbert (by Floyd).
Pitches-strikes: Guerrero 77-52; Brady 29-22; Wallace 16-11; Morris 90-58; Grace 28-17; Floyd 17-14.
Groundouts-flyouts: Guerrero 3-3; Brady 4-0; Wallace 0-0; Morris 2-2; Grace 4-0; Floyd 1-0.
Batters faced: Guerrero 23; Brady 8; Wallace 4; Morris 20; Grace 8; Floyd 7.
Inherited runners-scored: Grace 1-0.
Umpires: HP: Nathan Diederich. 1B: Trevor Mathews. 3B: Sean Sparling.
Official Scorer: Jeff Lutz
Weather: 83 degrees, Sunny
Wind: 5 mph, Calm
First pitch: 12:06 PM
T: 2:17
Att: 3,666
Venue: Riverfront Stadium
June 26, 2024

Texas League Standings - 2024 - Regular Season

| | W | L | PCT | GB | L10 | STRK | HOME | ROAD | RS | RA | DIFF |
|------------------|----|----|------|------|-----|------|-------|-------|-----|-----|------|
| TEX North | | | | | | | | | | | |
| *-Springfield | 38 | 33 | .535 | - | 5-5 | W1 | 14-19 | 24-14 | 347 | 362 | -15 |
| Arkansas | 37 | 33 | .529 | 0.5 | 4-6 | L1 | 19-19 | 18-14 | 304 | 300 | 4 |
| NW Arkansas | 36 | 35 | .507 | 2.0 | 7-3 | L1 | 19-20 | 17-15 | 350 | 333 | 17 |
| Tulsa | 35 | 36 | .493 | 3.0 | 4-6 | W1 | 18-19 | 17-17 | 395 | 333 | 62 |
| Wichita | 32 | 39 | .451 | 6.0 | 7-3 | W1 | 16-19 | 16-20 | 342 | 322 | 20 |
| TEX South | | | | | | | | | | | |
| *-Frisco | 45 | 26 | .634 | - | 4-6 | L1 | 22-9 | 23-17 | 336 | 262 | 74 |
| Midland | 40 | 31 | .563 | 5.0 | 5-5 | L2 | 22-14 | 18-17 | 353 | 291 | 62 |
| San Antonio | 33 | 37 | .471 | 11.5 | 5-5 | W3 | 16-17 | 17-20 | 277 | 316 | -39 |
| Amarillo | 31 | 40 | .437 | 14.0 | 5-5 | L1 | 15-18 | 16-22 | 313 | 417 | -104 |
| Corpus Christi | 27 | 44 | .380 | 18.0 | 4-6 | W1 | 15-24 | 12-20 | 258 | 339 | -81 |

* - Clinched Division (1st Half)

Cancelled Games

| Date | Time (CT) | Time (Local) | Visitor | Home | Venue | Status |
|--------|-----------|--------------|-------------|----------|----------------------|------------------|
| 5/5/24 | CNCL | CNCL | San Antonio | Arkansas | Dickey-Stephens Park | Cancelled - Rain |

Cedar Rapids Kernels (40-29) 8, Beloit Sky Carp (34-34) 6
 Jun 26th, 2024

| | | | | | | | | | | | | |
|---------------------|----------|----------|----------|----------|----------|----------|----------|----------|----------|----------|----------|----------|
| | 1 | 2 | 3 | 4 | 5 | 6 | 7 | 8 | 9 | R | H | E |
| Beloit | 0 | 0 | 0 | 3 | 0 | 1 | 1 | 0 | 1 | 6 | 13 | 4 |
| Cedar Rapids | 0 | 1 | 1 | 0 | 0 | 3 | 0 | 3 | x | 8 | 7 | 0 |

| Beloit | AVG | AB | R | H | 2B | 3B | HR | RBI | BB | SO | PO | A | Cedar Rapids | AVG | AB | R | H | 2B | 3B | HR | RBI | BB | SO | PO | A |
|-----------------|-------------|-----------|----------|-----------|-----------|-----------|-----------|------------|-----------|-----------|-----------|----------|---------------------|-------------|-----------|----------|----------|-----------|-----------|-----------|------------|-----------|-----------|-----------|----------|
| Coley II, CF | .189 | 5 | 0 | 2 | 0 | 0 | 0 | 0 | 0 | 1 | 2 | 0 | Eeles, 2B | .304 | 4 | 0 | 1 | 0 | 0 | 0 | 2 | 1 | 1 | 0 | 0 |
| Olmstead, SS | .259 | 4 | 0 | 0 | 0 | 0 | 0 | 0 | 0 | 2 | 0 | 3 | Olivar, DH | .290 | 2 | 0 | 0 | 0 | 0 | 0 | 0 | 3 | 2 | 0 | 0 |
| Zamora, 2B | .282 | 5 | 2 | 3 | 1 | 0 | 1 | 1 | 0 | 1 | 3 | 3 | Doncon, SS | .257 | 4 | 1 | 1 | 1 | 0 | 0 | 0 | 0 | 0 | 0 | 0 |
| Santiago, C, 1B | .180 | 4 | 1 | 3 | 1 | 0 | 0 | 1 | 0 | 1 | 5 | 0 | Maitan, 1B | .263 | 5 | 0 | 1 | 0 | 0 | 0 | 1 | 0 | 2 | 7 | 0 |
| Caballero, DH | .233 | 4 | 0 | 0 | 0 | 0 | 0 | 0 | 0 | 2 | 0 | 0 | Baez, N, C | .260 | 2 | 2 | 0 | 0 | 0 | 0 | 0 | 1 | 0 | 11 | 0 |
| Barstad, C, C | .213 | 4 | 1 | 1 | 1 | 0 | 0 | 1 | 0 | 2 | 10 | 0 | Harry, 3B | .218 | 3 | 2 | 1 | 0 | 0 | 0 | 0 | 1 | 0 | 1 | 4 |
| DeLeo, LF | .226 | 4 | 1 | 2 | 0 | 0 | 0 | 0 | 0 | 0 | 3 | 0 | Urbina, RF-LF | .188 | 3 | 1 | 0 | 0 | 0 | 0 | 0 | 0 | 2 | 1 | 0 |
| Bullard, 3B | .279 | 4 | 1 | 1 | 1 | 0 | 0 | 0 | 0 | 1 | 1 | 0 | Salas, CF | .231 | 4 | 1 | 2 | 2 | 0 | 0 | 2 | 0 | 1 | 5 | 0 |
| Johnson, O, RF | .207 | 3 | 0 | 1 | 0 | 0 | 0 | 2 | 0 | 0 | 0 | 0 | Hess, LF | .204 | 3 | 1 | 1 | 0 | 1 | 0 | 2 | 0 | 1 | 1 | 0 |
| Olson, P | .000 | 0 | 0 | 0 | 0 | 0 | 0 | 0 | 0 | 0 | 0 | 0 | Ruiz, A, RF | .231 | 1 | 0 | 0 | 0 | 0 | 0 | 0 | 0 | 1 | 1 | 0 |
| Crigger, P | .000 | 0 | 0 | 0 | 0 | 0 | 0 | 0 | 0 | 0 | 0 | 0 | Paredes, P | .000 | 0 | 0 | 0 | 0 | 0 | 0 | 0 | 0 | 0 | 0 | 2 |
| White, J, P | .000 | 0 | 0 | 0 | 0 | 0 | 0 | 0 | 0 | 0 | 0 | 1 | Whorff, P | .000 | 0 | 0 | 0 | 0 | 0 | 0 | 0 | 0 | 0 | 0 | 2 |
| Feliz, I, P | .000 | 0 | 0 | 0 | 0 | 0 | 0 | 0 | 0 | 0 | 0 | 0 | Labas, P | .000 | 0 | 0 | 0 | 0 | 0 | 0 | 0 | 0 | 0 | 0 | 0 |
| Totals | .231 | 37 | 6 | 13 | 4 | 0 | 1 | 5 | 0 | 10 | 24 | 7 | Wosinski, P | .000 | 0 | 0 | 0 | 0 | 0 | 0 | 0 | 0 | 0 | 0 | 0 |
| | | | | | | | | | | | | | Yanez, P | .000 | 0 | 0 | 0 | 0 | 0 | 0 | 0 | 0 | 0 | 0 | 0 |
| | | | | | | | | | | | | | Totals | .244 | 31 | 8 | 7 | 3 | 1 | 0 | 7 | 6 | 10 | 27 | 8 |

BATTING
2B: Santiago, C (5, Paredes); Zamora (12, Paredes); Barstad, C (8, Whorff); Bullard (4, Yanez).
HR: Zamora (13, 6th inning off Labas, 0 on, 0 out).
TB: Barstad, C 2; Bullard 2; Coley II 2; DeLeo 2; Johnson, O; Santiago, C 4; Zamora 7.
RBI: Barstad, C (23); Johnson, O 2 (19); Santiago, C (15); Zamora (45).
2-out RBI: Barstad, C.
Runners left in scoring position, 2 out: DeLeo; Bullard; Barstad, C; Zamora.
SF: Johnson, O.
Team RISP: 3-for-12.
Team LOB: 6.

BASERUNNING
PO: Coley II (1st base by Whorff); Olmstead (1st base by Whorff).

FIELDING
E: Barstad, C (6, fielding); Olmstead 2 (17, throw, throw); Zamora (3, throw).
DP: (Olmstead-Zamora-Santiago, C).

BATTING
2B: Salas 2 (7, Olson, White, J); Doncon (7, Olson).
3B: Hess (1, Crigger).
TB: Doncon 2; Eeles; Harry; Hess 3; Maitan; Salas 4.
RBI: Eeles 2 (3); Hess 2 (5); Maitan (16); Salas 2 (20).
2-out RBI: Eeles 2; Maitan; Salas; Hess 2.
Runners left in scoring position, 2 out: Harry 2; Maitan 2; Hess.
SAC: Urbina.
GIDP: Maitan.
Team RISP: 4-for-12.
Team LOB: 8.

BASERUNNING
SB: Eeles 2 (4, 2nd base off Olson/Barstad, C, 3rd base off Feliz, I/Barstad, C); Olivar (2, 2nd base off Feliz, I/Barstad, C).

FIELDING
Pickoffs: Whorff 2 (Coley II at 1st base, Olmstead at 1st base).
PB: Baez, N (2).

| Beloit | ERA | IP | H | R | ER | BB | SO | HR | BF | Cedar Rapids | ERA | IP | H | R | ER | BB | SO | HR | BF |
|-------------------|-------------|------------|----------|----------|-----------|-----------|-----------|-----------|-----------|---------------------|-------------|------------|-----------|----------|-----------|-----------|-----------|-----------|-----------|
| Olson | 3.24 | 5.0 | 3 | 2 | 1 | 3 | 4 | 0 | 22 | Paredes | 3.38 | 3.1 | 3 | 2 | 2 | 0 | 2 | 0 | 13 |
| Crigger (BS, 2) | 5.34 | 1.0 | 2 | 3 | 2 | 1 | 3 | 0 | 6 | Whorff | 7.11 | 1.2 | 3 | 1 | 1 | 0 | 2 | 0 | 7 |
| White, J (L, 1-1) | 3.97 | 1.2 | 2 | 3 | 3 | 2 | 2 | 0 | 10 | Labas | 4.91 | 1.2 | 2 | 2 | 1 | 0 | 2 | 1 | 7 |
| Feliz, I | 4.70 | 0.1 | 0 | 0 | 0 | 0 | 1 | 0 | 2 | Wosinski (W, 1-2) | 3.62 | 1.1 | 2 | 0 | 0 | 0 | 4 | 0 | 6 |
| Totals | 3.71 | 8.0 | 7 | 8 | 6 | 6 | 10 | 0 | 40 | Yanez (S, 5) | 1.08 | 1.0 | 3 | 1 | 1 | 0 | 0 | 0 | 6 |
| | | | | | | | | | | Totals | 4.40 | 9.0 | 13 | 6 | 5 | 0 | 10 | 1 | 39 |

WP: Whorff.
HBP: Olmstead (by Whorff); Baez, N (by White, J); Doncon (by Feliz, I).
Pitch timer violations: Paredes (pitcher); Urbina (batter timeout); Santiago, C (batter timeout).
Pitches-strikes: Olson 83-52; Crigger 28-15; White, J 32-20; Feliz, I 8-5; Paredes 46-33; Whorff 31-22; Labas 33-20; Wosinski 21-16; Yanez 15-10.
Groundouts-flyouts: Olson 6-5; Crigger 0-0; White, J 2-0; Feliz, I 0-0; Paredes 4-4; Whorff 0-1; Labas 1-2; Wosinski 0-0; Yanez 1-1.
Batters faced: Olson 22; Crigger 6; White, J 10; Feliz, I 2; Paredes 13; Whorff 7; Labas 7; Wosinski 6; Yanez 6.
Inherited runners-scored: Feliz, I 2-0; Whorff 1-1.
Umpires: HP: Cas Cousins. 1B: Brandon Schmitt.
Official Scorer: Steve Meyer
Weather: 80 degrees, Sunny
Wind: 11 mph, L To R
First pitch: 12:05 PM
T: 2:42
Att: 2,748
Venue: Rise 2 Greatness Field
June 26, 2024

Midwest League Standings - 2024 - Regular Season

| MID East | W | L | PCT | GB | L10 | STRK | HOME | ROAD | RS | RA | DIFF |
|-----------------|----------|----------|------------|-----------|------------|-------------|-------------|-------------|-----------|-----------|-------------|
| *-Lake County | 44 | 27 | .620 | - | 7-3 | W2 | 23-12 | 21-15 | 368 | 279 | 89 |
| Great Lakes | 36 | 35 | .507 | 8.0 | 3-7 | L2 | 16-17 | 20-18 | 353 | 321 | 32 |
| Dayton | 35 | 35 | .500 | 8.5 | 6-4 | W1 | 17-16 | 18-19 | 314 | 355 | -41 |
| West Michigan | 35 | 36 | .493 | 9.0 | 4-6 | L1 | 17-19 | 18-17 | 296 | 310 | -14 |
| Lansing | 33 | 37 | .471 | 10.5 | 2-8 | W1 | 19-19 | 14-18 | 375 | 387 | -12 |
| Fort Wayne | 30 | 40 | .429 | 13.5 | 4-6 | L1 | 18-19 | 12-21 | 278 | 342 | -64 |
| MID West | W | L | PCT | GB | L10 | STRK | HOME | ROAD | RS | RA | DIFF |
| *-Wisconsin | 43 | 28 | .606 | - | 5-5 | L3 | 21-14 | 22-14 | 346 | 312 | 34 |
| Cedar Rapids | 40 | 29 | .580 | 2.0 | 6-4 | W1 | 25-11 | 15-18 | 337 | 342 | -5 |
| Beloit | 34 | 34 | .500 | 7.5 | 9-1 | L1 | 24-14 | 10-20 | 307 | 295 | 12 |
| Quad Cities | 32 | 38 | .457 | 10.5 | 5-5 | W1 | 15-17 | 17-21 | 288 | 292 | -4 |
| South Bend | 31 | 40 | .437 | 12.0 | 5-5 | W3 | 17-19 | 14-21 | 352 | 381 | -29 |
| Peoria | 28 | 42 | .400 | 14.5 | 5-5 | L1 | 14-18 | 14-24 | 286 | 284 | 2 |

* - Clinched Division (1st Half)

Cancelled Games

| Date | Time (CT) | Time (Local) | Visitor | Home | Venue | Status |
|-------------|------------------|---------------------|----------------|--------------|------------------------|-------------------------|
| 4/28/24 | CNCL | CNCL | Beloit | Cedar Rapids | Rise 2 Greatness Field | Cancelled - Rain |
| 6/16/24 | CNCL | CNCL | Beloit | Quad Cities | Modern Woodmen Park | Cancelled - Rain |
| 6/20/24 | CNCL | CNCL | Lansing | Beloit | ABC Supply Stadium | Cancelled - Rain |
| 6/20/24 | CNCL | CNCL | Peoria | Cedar Rapids | Rise 2 Greatness Field | Cancelled - Wet Grounds |

Fort Myers Mighty Mussels (35-35) 11, Tampa Tarpons (26-44) 9
 Jun 26th, 2024

| | 1 | 2 | 3 | 4 | 5 | 6 | 7 | 8 | 9 | R | H | E |
|-------------------|---|---|---|---|---|---|---|---|---|----|----|---|
| Tampa | 6 | 1 | 2 | 0 | 0 | 0 | 0 | 0 | 0 | 9 | 9 | 1 |
| Fort Myers | 3 | 1 | 1 | 0 | 3 | 0 | 1 | 2 | x | 11 | 13 | 6 |

| Tampa | AVG | AB | R | H | 2B | 3B | HR | RBI | BB | SO | PO | A | Fort Myers | AVG | AB | R | H | 2B | 3B | HR | RBI | BB | SO | PO | A |
|-----------------|-------------|-----------|----------|----------|----------|----------|----------|----------|----------|-----------|-----------|----------|-----------------|-------------|-----------|-----------|-----------|----------|----------|----------|-----------|----------|----------|-----------|----------|
| Lombard Jr., SS | .235 | 4 | 1 | 2 | 1 | 0 | 0 | 1 | 1 | 0 | 3 | 4 | Jenkins, DH | .230 | 5 | 1 | 2 | 1 | 0 | 0 | 4 | 1 | 1 | 0 | 0 |
| Tejeda, DH | .305 | 5 | 1 | 1 | 0 | 0 | 0 | 0 | 0 | 0 | 0 | 0 | Chourio, CF | .203 | 4 | 1 | 1 | 0 | 0 | 0 | 0 | 1 | 1 | 3 | 0 |
| Arias, R, 2B | .216 | 4 | 1 | 1 | 0 | 1 | 0 | 1 | 1 | 1 | 2 | 2 | Winokur, SS | .262 | 3 | 1 | 1 | 0 | 0 | 0 | 0 | 1 | 0 | 0 | 1 |
| Jasso, 1B | .249 | 5 | 2 | 1 | 0 | 0 | 0 | 1 | 0 | 3 | 7 | 0 | 1-Lucky, PR-SS | .185 | 0 | 0 | 0 | 0 | 0 | 0 | 0 | 0 | 0 | 0 | 1 |
| Castillo, CF | .249 | 4 | 1 | 1 | 1 | 0 | 0 | 0 | 1 | 1 | 1 | 0 | Wingrove, 1B | .278 | 2 | 1 | 1 | 0 | 0 | 0 | 1 | 2 | 0 | 8 | 1 |
| Montero, H, 3B | .209 | 4 | 1 | 1 | 0 | 0 | 0 | 1 | 0 | 3 | 1 | 0 | Pena, D, C | .000 | 4 | 0 | 0 | 0 | 0 | 0 | 0 | 1 | 1 | 9 | 0 |
| Montero, W, RF | .249 | 4 | 0 | 0 | 0 | 0 | 0 | 0 | 0 | 2 | 1 | 0 | 2-McCarthy, PR | .204 | 0 | 0 | 0 | 0 | 0 | 0 | 0 | 0 | 0 | 0 | 0 |
| Morales, LF | .245 | 4 | 2 | 2 | 0 | 0 | 0 | 1 | 0 | 1 | 3 | 1 | Ruiz, C | .297 | 0 | 0 | 0 | 0 | 0 | 0 | 0 | 0 | 0 | 3 | 0 |
| Frick, C | .261 | 3 | 0 | 0 | 0 | 0 | 0 | 0 | 1 | 1 | 6 | 2 | Aguiar, RF | .244 | 5 | 0 | 2 | 1 | 0 | 0 | 3 | 0 | 2 | 2 | 1 |
| Warrecker, P | .000 | 0 | 0 | 0 | 0 | 0 | 0 | 0 | 0 | 0 | 0 | 0 | Pena, I, 3B | .180 | 5 | 3 | 3 | 1 | 0 | 0 | 0 | 0 | 0 | 0 | 0 |
| Luciano, P | .000 | 0 | 0 | 0 | 0 | 0 | 0 | 0 | 0 | 0 | 0 | 0 | Martinez, Y, 2B | .172 | 1 | 2 | 0 | 0 | 0 | 0 | 0 | 2 | 0 | 1 | 3 |
| Fulgencio, P | .000 | 0 | 0 | 0 | 0 | 0 | 0 | 0 | 0 | 0 | 0 | 0 | Houghton, LF | .271 | 4 | 2 | 3 | 0 | 0 | 0 | 2 | 0 | 0 | 0 | 0 |
| Semmel, P | .000 | 0 | 0 | 0 | 0 | 0 | 0 | 0 | 0 | 0 | 0 | 0 | Hall, P | .000 | 0 | 0 | 0 | 0 | 0 | 0 | 0 | 0 | 0 | 0 | 0 |
| Totals | .238 | 37 | 9 | 9 | 2 | 1 | 0 | 5 | 4 | 12 | 24 | 9 | Pasqualotto, P | .000 | 0 | 0 | 0 | 0 | 0 | 0 | 0 | 0 | 0 | 1 | 1 |
| | | | | | | | | | | | | | Bonilla, P | .000 | 0 | 0 | 0 | 0 | 0 | 0 | 0 | 0 | 0 | 0 | 0 |
| | | | | | | | | | | | | | Santos, P | .000 | 0 | 0 | 0 | 0 | 0 | 0 | 0 | 0 | 0 | 0 | 0 |
| | | | | | | | | | | | | | Totals | .240 | 33 | 11 | 13 | 3 | 0 | 0 | 10 | 8 | 5 | 27 | 9 |

BATTING
2B: Lombard Jr. (12, Hall); Castillo (11, Pasqualotto).
3B: Arias, R (7, Hall).

TB: Arias, R 3; Castillo 2; Jasso; Lombard Jr. 3; Montero, H; Morales 2; Tejeda.
RBI: Arias, R (43); Jasso (42); Lombard Jr. (26); Montero, H (13); Morales (32).

2-out RBI: Morales; Montero, H; Lombard Jr.
Runners left in scoring position, 2 out: Tejeda 2; Jasso; Montero, W; Morales; Montero, H.
Team RISP: 5-for-17.
Team LOB: 6.

BASERUNNING
SB: Tejeda (18, 2nd base off Hall/Pena, D); Morales 4 (19, 2nd base off Hall/Pena, D, 3rd base off Hall/Pena, D, 2nd base off Hall/Pena, D, 3rd base off Hall/Pena, D); Montero, H (5, home off Hall/Pena, D); Lombard Jr. (21, 2nd base off Hall/Pena, D); Castillo (10, 3rd base off Pasqualotto/Pena, D); Arias, R (19, 2nd base off Santos/Ruiz).
CS: Arias, R (9, 2nd base by Hall/Pena, D); Lombard Jr. (2, 2nd base by Pasqualotto/Pena, D).
PO: Lombard Jr. (1st base by Pasqualotto).

FIELDING
E: Lombard Jr. (16, throw).
Outfield assists: Morales (Aguiar at 2nd base).
DP: 2 (Arias, R-Lombard Jr.-Jasso; Lombard Jr.-Arias, R-Jasso).

1-Ran for Winokur in the 7th. 2-Ran for Pena, D in the 8th.

BATTING
2B: Pena, I (5, Warrecker); Aguiar (7, Warrecker); Jenkins (3, Fulgencio).
TB: Aguiar 3; Chourio; Houghton 3; Jenkins 3; Pena, I 4; Wingrove; Winokur.
RBI: Aguiar 3 (13); Houghton 2 (28); Jenkins 4 (17); Wingrove (18).
2-out RBI: Aguiar 2; Houghton.
Runners left in scoring position, 2 out: Winokur 2; Pena, D 3; Houghton.
SF: Wingrove.
GIDP: Martinez, Y; Wingrove.
Team RISP: 5-for-16.
Team LOB: 11.

BASERUNNING
SB: Winokur (13, 2nd base off Warrecker/Frick); Houghton (10, 2nd base off Warrecker/Frick); Chourio (12, 2nd base off Luciano/Frick); Pena, I 3 (6, 2nd base off Luciano/Frick, 2nd base off Semmel/Frick, 3rd base off Semmel/Frick); Martinez, Y 2 (4, 2nd base off Luciano/Frick, 2nd base off Semmel/Frick).
CS: McCarthy (2, 2nd base by Semmel/Frick).

FIELDING
E: Pena, D (1, missed catch); Pena, I 3 (19, throw, throw, fielding); Hall (4, throw); Lucky (3, fielding).
Outfield assists: Aguiar (Castillo at home).
Pickoffs: Pasqualotto (Lombard Jr. at 1st base).

| Tampa | ERA | IP | H | R | ER | BB | SO | HR | BF | Fort Myers | ERA | IP | H | R | ER | BB | SO | HR | BF |
|-------------------|-------------|------------|-----------|-----------|-----------|----------|----------|----------|-----------|-----------------|-------------|------------|----------|----------|----------|----------|-----------|----------|-----------|
| Warrecker | 9.39 | 3.0 | 7 | 5 | 5 | 1 | 1 | 0 | 18 | Hall | 5.40 | 2.1 | 7 | 9 | 4 | 4 | 1 | 0 | 20 |
| Luciano | 6.92 | 1.1 | 0 | 3 | 2 | 3 | 2 | 0 | 9 | Pasqualotto | 6.50 | 2.2 | 2 | 0 | 0 | 0 | 4 | 0 | 9 |
| Fulgencio (BS, 1) | 6.86 | 2.0 | 4 | 1 | 1 | 2 | 0 | 0 | 12 | Bonilla | 7.02 | 2.0 | 0 | 0 | 0 | 0 | 4 | 0 | 6 |
| Semmel (L, 4-4) | 6.21 | 1.2 | 2 | 2 | 2 | 2 | 2 | 0 | 7 | Santos (W, 3-2) | 2.75 | 2.0 | 0 | 0 | 0 | 0 | 3 | 0 | 7 |
| Totals | 4.74 | 8.0 | 13 | 11 | 10 | 8 | 5 | 0 | 46 | Totals | 4.11 | 9.0 | 9 | 9 | 4 | 4 | 12 | 0 | 42 |

WP: Luciano; Semmel.
Balk: Pasqualotto.
HBP: Montero, H (by Hall); Martinez, Y 2 (by Warrecker, by Warrecker); Houghton (by Luciano); Winokur (by Fulgencio).
Pitch timer violations: Hall (pitcher); Pena, D (batter timer).
Pitches-strikes: Warrecker 67-41; Luciano 42-17; Fulgencio 34-13; Semmel 35-18; Hall 65-33; Pasqualotto 44-30; Bonilla 26-17; Santos 22-17.
Groundouts-flyouts: Warrecker 1-3; Luciano 1-0; Fulgencio 2-0; Semmel 1-0; Hall 5-1; Pasqualotto 2-0; Bonilla 0-2; Santos 2-0.
Batters faced: Warrecker 18; Luciano 9; Fulgencio 12; Semmel 7; Hall 20; Pasqualotto 9; Bonilla 6; Santos 7.
Inherited runners-scored: Fulgencio 3-3; Semmel 2-0; Pasqualotto 1-0.
Umpires: HP: Tyler Green. 1B: Robert Bonet.
Official Scorer: Benn Norton
Weather: 89 degrees, Cloudy
Wind: 9 mph, L To R
First pitch: 7:06 PM
T: 3:09
Att: 792
Venue: Lee Health Sports Complex
June 26, 2024

Florida State League Standings - 2024 - Regular Season

| FSL East | W | L | PCT | GB | L10 | STRK | HOME | ROAD | RS | RA | DIFF |
|-----------------|----------|----------|------------|-----------|------------|-------------|-------------|-------------|-----------|-----------|-------------|
| *-Palm Beach | 40 | 30 | .571 | - | 7-3 | W3 | 21-14 | 19-16 | 322 | 279 | 43 |
| Jupiter | 40 | 31 | .563 | 0.5 | 6-4 | W4 | 22-14 | 18-17 | 274 | 294 | -20 |
| Daytona | 32 | 38 | .457 | 8.0 | 3-7 | L3 | 14-24 | 18-14 | 297 | 291 | 6 |
| St. Lucie | 22 | 49 | .310 | 18.5 | 2-8 | L6 | 13-20 | 9-29 | 294 | 391 | -97 |
| FSL West | W | L | PCT | GB | L10 | STRK | HOME | ROAD | RS | RA | DIFF |
| Lakeland | 44 | 26 | .629 | - | 6-4 | W1 | 21-11 | 23-15 | 377 | 310 | 67 |
| *-Clearwater | 44 | 27 | .620 | 0.5 | 6-4 | L4 | 20-12 | 24-15 | 373 | 299 | 74 |
| Dunedin | 36 | 34 | .514 | 8.0 | 5-5 | L1 | 21-17 | 15-17 | 327 | 326 | 1 |
| Fort Myers | 35 | 35 | .500 | 9.0 | 5-5 | W1 | 18-16 | 17-19 | 359 | 353 | 6 |
| Bradenton | 33 | 38 | .465 | 11.5 | 7-3 | W3 | 24-15 | 9-23 | 295 | 327 | -32 |
| Tampa | 26 | 44 | .371 | 18.0 | 3-7 | L1 | 12-23 | 14-21 | 337 | 385 | -48 |

* - Clinched Division (1st Half)

Cancelled Games

| Date | Time (CT) | Time (Local) | Visitor | Home | Venue | Status |
|-------------|------------------|---------------------|----------------|-------------|---------------------------|-------------------------------|
| 6/13/24 | CNCL | CNCL | Lakeland | Fort Myers | Lee Health Sports Complex | Cancelled - Inclement Weather |

DSL Twins (8-9) 7,DSL Padres Brown (3-13) 5
Jun 26th, 2024

| | 1 | 2 | 3 | 4 | 5 | 6 | 7 | R | H | E |
|-------------------------|---|---|---|---|---|---|---|---|---|---|
| DSL Twins | 0 | 3 | 2 | 0 | 0 | 0 | 2 | 7 | 9 | 1 |
| DSL Padres Brown | 4 | 0 | 0 | 0 | 0 | 1 | 0 | 5 | 4 | 1 |

| DSL Twins | AVG | AB | R | H | 2B | 3B | HR | RBI | BB | SO | PO | A | DSL Padres Brown | AVG | AB | R | H | 2B | 3B | HR | RBI | BB | SO | PO | A |
|-----------------------|-------------|-----------|----------|----------|-----------|-----------|-----------|------------|-----------|-----------|-----------|----------|-------------------------|-------------|-----------|----------|----------|-----------|-----------|-----------|------------|-----------|-----------|-----------|----------|
| De Los Santos, SS | .245 | 3 | 0 | 0 | 0 | 0 | 0 | 0 | 0 | 2 | 3 | 1 | Hernandez, Ja, SS | .310 | 1 | 1 | 0 | 0 | 0 | 0 | 0 | 0 | 0 | 0 | 0 |
| Paez, CF | .185 | 4 | 0 | 0 | 0 | 0 | 0 | 0 | 0 | 2 | 0 | 0 | Guerrero, SS | .118 | 1 | 0 | 0 | 0 | 0 | 0 | 0 | 0 | 0 | 1 | 0 |
| Beltre, LF | .316 | 4 | 1 | 2 | 0 | 0 | 1 | 1 | 0 | 0 | 1 | 0 | a-Valdez, Mo, PH-SS | .143 | 0 | 1 | 0 | 0 | 0 | 0 | 0 | 1 | 0 | 1 | 1 |
| 1-Hernandez, M, PR-LF | .211 | 0 | 1 | 0 | 0 | 0 | 0 | 0 | 0 | 0 | 0 | 0 | Alcantara, CF | .182 | 1 | 1 | 0 | 0 | 0 | 0 | 0 | 2 | 0 | 1 | 0 |
| Hernandez, Y, DH | .327 | 3 | 0 | 0 | 0 | 0 | 0 | 0 | 1 | 1 | 0 | 0 | Tamburini, DH | .315 | 3 | 0 | 1 | 0 | 0 | 0 | 0 | 1 | 1 | 0 | 0 |
| Dominguez, 2B | .316 | 3 | 2 | 1 | 0 | 0 | 0 | 0 | 1 | 0 | 2 | 3 | Martinez, J, 3B | .154 | 2 | 1 | 0 | 0 | 0 | 0 | 0 | 0 | 1 | 1 | 3 |
| Fragoza, RF | .361 | 3 | 1 | 2 | 1 | 0 | 0 | 1 | 0 | 0 | 1 | 0 | Arias, RF | .310 | 3 | 1 | 1 | 0 | 0 | 0 | 2 | 0 | 0 | 1 | 0 |
| Silva, C | .316 | 4 | 1 | 2 | 1 | 0 | 0 | 2 | 0 | 0 | 10 | 1 | 1-Rios, PR-RF | .200 | 0 | 0 | 0 | 0 | 0 | 0 | 0 | 0 | 0 | 0 | 0 |
| Urbina, 3B | .115 | 3 | 1 | 1 | 0 | 0 | 0 | 0 | 1 | 0 | 0 | 0 | Ponce, 1B | .118 | 3 | 0 | 0 | 0 | 0 | 0 | 0 | 1 | 2 | 7 | 0 |
| Nunez, 1B | .313 | 2 | 0 | 1 | 0 | 0 | 0 | 2 | 0 | 0 | 3 | 1 | Velazquez, LF | .250 | 3 | 0 | 1 | 0 | 0 | 0 | 2 | 1 | 1 | 2 | 0 |
| Carranza, P | .000 | 0 | 0 | 0 | 0 | 0 | 0 | 0 | 0 | 0 | 0 | 0 | Downer, C | .095 | 2 | 0 | 0 | 0 | 0 | 0 | 0 | 0 | 2 | 3 | 1 |
| Cafe, P | .000 | 0 | 0 | 0 | 0 | 0 | 0 | 0 | 0 | 0 | 0 | 0 | Giron, C | .080 | 2 | 0 | 0 | 0 | 0 | 0 | 0 | 0 | 1 | 3 | 0 |
| Roque, P | .000 | 0 | 0 | 0 | 0 | 0 | 0 | 0 | 0 | 0 | 1 | 0 | Morla, 2B | .286 | 2 | 0 | 1 | 0 | 0 | 0 | 0 | 1 | 0 | 1 | 1 |
| Pulido, P | .000 | 0 | 0 | 0 | 0 | 0 | 0 | 0 | 0 | 0 | 0 | 0 | Javier, 2B | .000 | 1 | 0 | 0 | 0 | 0 | 0 | 0 | 0 | 1 | 0 | 1 |
| Herrera, P | .000 | 0 | 0 | 0 | 0 | 0 | 0 | 0 | 0 | 0 | 0 | 0 | Mejia, P | .000 | 0 | 0 | 0 | 0 | 0 | 0 | 0 | 0 | 0 | 0 | 0 |
| Totals | .249 | 29 | 7 | 9 | 2 | 0 | 1 | 6 | 3 | 5 | 21 | 6 | Smith, P | .000 | 0 | 0 | 0 | 0 | 0 | 0 | 0 | 0 | 0 | 0 | 1 |
| | | | | | | | | | | | | | Solano, P | .000 | 0 | 0 | 0 | 0 | 0 | 0 | 0 | 0 | 0 | 0 | 1 |
| | | | | | | | | | | | | | Totals | .195 | 24 | 5 | 4 | 0 | 0 | 0 | 4 | 7 | 10 | 21 | 8 |

1-Ran for Beltre in the 7th.

BATTING

2B: Silva (3, Mejia); Fragoza (3, Mejia).
HR: Beltre (2, 3rd inning off Mejia, 0 on, 1 out).
TB: Beltre 5; Dominguez; Fragoza 3; Nunez; Silva 3; Urbina.
RBI: Beltre (5); Fragoza (7); Nunez 2 (4); Silva 2 (3).
2-out RBI: Fragoza; Nunez 2.
Runners left in scoring position, 2 out: Silva; Beltre 2; De Los Santos; Paez.
Team RISP: 3-for-10.
Team LOB: 7.

BASERUNNING

SB: Nunez (1, 2nd base off Mejia/Downer); Urbina 2 (2, home off Mejia/Downer, 2nd base off Solano/Giron); Hernandez, M (10, 2nd base off Solano/Giron).
CS: Hernandez, Y (5, 2nd base by Mejia/Downer).

FIELDING

E: De Los Santos (10, fielding).
DP: (De Los Santos-Dominguez-Nunez).

a-Batted for Guerrero in the 5th. 1-Ran for Arias in the 6th.

BATTING

TB: Arias; Morla; Tamburini; Velazquez.
RBI: Arias 2 (9); Velazquez 2 (2).
Runners left in scoring position, 2 out: Morla 2; Ponce 3; Guerrero 2.
GIDP: Martinez, J.
Team RISP: 2-for-13.
Team LOB: 10.

BASERUNNING

SB: Velazquez (4, 2nd base off Cafe/Silva); Alcantara (3, 2nd base off Roque/Silva); Rios (1, 2nd base off Pulido/Silva).
CS: Morla (3, 2nd base by Pulido/Silva).

FIELDING

E: Ponce (2, fielding).

| DSL Twins | ERA | IP | H | R | ER | BB | SO | HR | BF | DSL Padres Brown | ERA | IP | H | R | ER | BB | SO | HR | BF |
|------------------------|-------------|------------|----------|----------|-----------|-----------|-----------|-----------|-----------|-------------------------|-------------|------------|----------|----------|-----------|-----------|-----------|-----------|-----------|
| Carranza | 20.25 | 0.1 | 0 | 4 | 3 | 1 | 0 | 0 | 6 | Mejia | 9.45 | 3.0 | 6 | 5 | 5 | 2 | 3 | 1 | 16 |
| Cafe | 5.79 | 1.2 | 1 | 0 | 0 | 2 | 1 | 0 | 7 | Smith | 16.20 | 2.1 | 1 | 0 | 0 | 0 | 0 | 0 | 11 |
| Roque (H, 1) | 6.35 | 2.2 | 2 | 0 | 0 | 3 | 6 | 0 | 14 | Solano (L, 0-1) | 9.00 | 1.2 | 2 | 2 | 2 | 1 | 2 | 0 | 8 |
| Pulido (W, 1-0)(BS, 1) | 2.08 | 1.1 | 1 | 1 | 1 | 1 | 1 | 0 | 6 | Totals | 7.55 | 7.0 | 9 | 7 | 7 | 3 | 5 | 1 | 35 |
| Herrera (S, 2) | 0.00 | 1.0 | 0 | 0 | 0 | 0 | 2 | 0 | 3 | | | | | | | | | | |
| Totals | 5.42 | 7.0 | 4 | 5 | 4 | 7 | 10 | 0 | 36 | | | | | | | | | | |

WP: Roque; Solano.

Balk: Mejia.

HBP: De Los Santos (by Smith); Nunez (by Smith); Fragoza (by Solano); Hernandez, Ja (by Carranza); Alcantara (by Carranza); Martinez, J 2 (by Carranza, by Pulido); Arias (by Roque).

Groundouts-flyouts: Carranza 1-1; Cafe 2-0; Roque 1-0; Pulido 1-1; Herrera 1-0; Mejia 2-2; Smith 5-2; Solano 1-0.

Batters faced: Carranza 6; Cafe 7; Roque 14; Pulido 6; Herrera 3; Mejia 16; Smith 11; Solano 8.

Inherited runners-scored: Cafe 3-2; Pulido 1-0; Solano 2-0.

Umpires: HP: Jesus Tovar. 1B: Santiago Rosario.

Official Scorer: Juan Peguero

Weather: 81 degrees, Sunny

Wind: 1 mph, Calm

First pitch: 10:57 AM

T: 3:17

Venue: San Diego Padres DR Complex

June 26, 2024

DSL Twins Hitting - 2024 - Regular Season - All Players

| # | Player | Team | B | AVG | G | AB | R | H | TB | 2B | 3B | HR | RBI | BB | IBB | SO | SB | CS | OBP | SLG | OPS | PA | SAC | SF | HBP | GIDP | E |
|--------------|------------------|-------|---|-------------|-----------|------------|-----------|------------|------------|-----------|----------|----------|-----------|-----------|----------|------------|-----------|-----------|-------------|-------------|-------------|------------|----------|----------|-----------|-----------|-----------|
| 27 | Beltre, E | D-TWI | R | .316 | 7 | 19 | 6 | 6 | 12 | 0 | 0 | 2 | 5 | 6 | 0 | 3 | 0 | 0 | .500 | .632 | 1.132 | 26 | 0 | 0 | 1 | 0 | 1 |
| 1 | De Los Santos, D | D-TWI | R | .245 | 15 | 49 | 11 | 12 | 23 | 2 | 0 | 3 | 9 | 3 | 0 | 21 | 2 | 2 | .345 | .469 | .814 | 58 | 0 | 1 | 5 | 0 | 10 |
| 30 | Dominguez, R | D-TWI | R | .316 | 12 | 38 | 7 | 12 | 14 | 2 | 0 | 0 | 7 | 2 | 0 | 4 | 0 | 0 | .349 | .368 | .717 | 43 | 0 | 2 | 1 | 0 | 1 |
| 17 | Fragoza, L | D-TWI | R | .361 | 13 | 36 | 10 | 13 | 18 | 3 | 1 | 0 | 7 | 4 | 0 | 7 | 7 | 1 | .489 | .500 | .989 | 48 | 0 | 1 | 6 | 1 | 0 |
| 37 | Fuenmayor, D | D-TWI | R | .207 | 11 | 29 | 3 | 6 | 8 | 2 | 0 | 0 | 1 | 4 | 0 | 9 | 2 | 1 | .378 | .276 | .654 | 37 | 0 | 0 | 4 | 0 | 0 |
| 2 | Hernandez, M | D-TWI | L | .211 | 15 | 38 | 8 | 8 | 9 | 1 | 0 | 0 | 4 | 7 | 0 | 5 | 10 | 0 | .333 | .237 | .570 | 45 | 0 | 0 | 0 | 0 | 2 |
| 55 | Hernandez, Y | D-TWI | R | .327 | 16 | 52 | 9 | 17 | 24 | 2 | 1 | 1 | 10 | 3 | 0 | 12 | 7 | 5 | .390 | .462 | .852 | 59 | 0 | 1 | 3 | 1 | 0 |
| 59 | Leal, V | D-TWI | R | .189 | 13 | 37 | 4 | 7 | 7 | 0 | 0 | 0 | 2 | 10 | 0 | 5 | 1 | 1 | .362 | .189 | .551 | 47 | 0 | 0 | 0 | 0 | 2 |
| 15 | Medina, A | D-TWI | R | .227 | 10 | 22 | 6 | 5 | 6 | 1 | 0 | 0 | 3 | 7 | 0 | 10 | 2 | 0 | .433 | .273 | .706 | 30 | 0 | 0 | 1 | 0 | 0 |
| 18 | Nunez, I | D-TWI | R | .313 | 7 | 16 | 3 | 5 | 8 | 1 | 1 | 0 | 4 | 4 | 0 | 1 | 1 | 0 | .476 | .500 | .976 | 21 | 0 | 0 | 1 | 1 | 2 |
| 4 | Paez, R | D-TWI | L | .185 | 10 | 27 | 6 | 5 | 9 | 1 | 0 | 1 | 2 | 5 | 0 | 9 | 1 | 2 | .313 | .333 | .646 | 32 | 0 | 0 | 0 | 0 | 0 |
| 13 | Rodriguez, L | D-TWI | S | .154 | 11 | 26 | 4 | 4 | 5 | 1 | 0 | 0 | 0 | 6 | 0 | 6 | 2 | 0 | .313 | .192 | .505 | 32 | 0 | 0 | 0 | 0 | 1 |
| 26 | Silva, C | D-TWI | R | .316 | 7 | 19 | 5 | 6 | 9 | 3 | 0 | 0 | 3 | 3 | 0 | 4 | 0 | 1 | .409 | .474 | .883 | 22 | 0 | 0 | 0 | 0 | 0 |
| 8 | Sosa, G | D-TWI | L | .111 | 3 | 9 | 1 | 1 | 2 | 1 | 0 | 0 | 0 | 1 | 0 | 3 | 0 | 0 | .200 | .222 | .422 | 10 | 0 | 0 | 0 | 0 | 2 |
| 11 | Urbina, N | D-TWI | S | .115 | 10 | 26 | 4 | 3 | 4 | 1 | 0 | 0 | 3 | 6 | 0 | 8 | 2 | 0 | .281 | .154 | .435 | 32 | 0 | 0 | 0 | 0 | 1 |
| 34 | Velazquez, R | D-TWI | R | .300 | 5 | 10 | 2 | 3 | 5 | 2 | 0 | 0 | 3 | 1 | 0 | 1 | 1 | 0 | .308 | .500 | .808 | 13 | 0 | 2 | 0 | 0 | 0 |
| D-TWI | | | | .249 | 17 | 453 | 89 | 113 | 163 | 23 | 3 | 7 | 63 | 72 | 0 | 108 | 38 | 13 | .374 | .360 | .734 | 555 | 0 | 7 | 22 | 3 | 23 |
| OPP | | | | .230 | 17 | 435 | 89 | 100 | 145 | 16 | 7 | 5 | 70 | 80 | 0 | 128 | 45 | 11 | .371 | .333 | .704 | 546 | 1 | 8 | 22 | 10 | |

DSL Twins Pitching - 2024 - Regular Season - All Players

| # | Player | Team | T | W | L | ERA | G | GS | CG | SHO | GF | HLD | SV | SVO | IP | H | R | ER | HR | HB | BB | IBB | SO | AVG | WP | BK | GIDP | TBF |
|--------------|---------------|-------|---|----------|----------|-------------|-----------|-----------|----------|----------|-----------|----------|----------|----------|--------------|------------|-----------|-----------|----------|-----------|-----------|----------|------------|-------------|-----------|----------|-----------|------------|
| 71 | Cafe, N | D-TWI | R | 0 | 0 | 5.79 | 4 | 0 | 0 | 0 | 1 | 1 | 0 | 0 | 4.2 | 3 | 5 | 3 | 0 | 1 | 11 | 0 | 4 | .188 | 3 | 1 | 1 | 28 |
| 65 | Carranza, A | D-TWI | R | 0 | 0 | 20.25 | 2 | 2 | 0 | 0 | 0 | 0 | 0 | 0 | 1.1 | 1 | 4 | 3 | 0 | 3 | 1 | 0 | 2 | .167 | 0 | 0 | 0 | 10 |
| 68 | Chacon, A | D-TWI | R | 0 | 2 | 11.00 | 4 | 3 | 0 | 0 | 0 | 0 | 0 | 0 | 9.0 | 16 | 13 | 11 | 2 | 1 | 3 | 0 | 5 | .390 | 0 | 0 | 0 | 48 |
| 48 | Compres, M | D-TWI | R | 1 | 1 | 16.20 | 5 | 0 | 0 | 0 | 4 | 1 | 1 | 2 | 3.1 | 2 | 8 | 6 | 0 | 3 | 5 | 0 | 5 | .167 | 4 | 1 | 0 | 20 |
| 20 | Garcia, E | D-TWI | R | 0 | 0 | 4.50 | 4 | 0 | 0 | 0 | 1 | 0 | 0 | 0 | 10.0 | 7 | 9 | 5 | 0 | 3 | 12 | 0 | 5 | .212 | 3 | 0 | 4 | 49 |
| 35 | Hernandez, C | D-TWI | R | 0 | 1 | 2.92 | 3 | 2 | 0 | 0 | 0 | 0 | 0 | 1 | 12.1 | 3 | 6 | 4 | 1 | 0 | 7 | 0 | 16 | .075 | 1 | 0 | 1 | 47 |
| 72 | Herrera, F | D-TWI | R | 1 | 0 | 0.00 | 5 | 0 | 0 | 0 | 5 | 0 | 2 | 2 | 6.2 | 4 | 0 | 0 | 0 | 0 | 1 | 0 | 11 | .167 | 1 | 0 | 0 | 25 |
| 16 | Manzueta, D | D-TWI | R | 0 | 0 | 36.00 | 2 | 0 | 0 | 0 | 1 | 0 | 0 | 1 | 1.0 | 3 | 4 | 4 | 0 | 2 | 4 | 0 | 0 | .500 | 1 | 0 | 0 | 12 |
| | Pulido, S | D-TWI | R | 1 | 0 | 2.08 | 3 | 0 | 0 | 0 | 0 | 1 | 0 | 1 | 4.1 | 1 | 1 | 1 | 0 | 1 | 2 | 0 | 5 | .083 | 0 | 0 | 0 | 16 |
| 64 | Ramos, A | D-TWI | R | 2 | 0 | 3.86 | 4 | 0 | 0 | 0 | 3 | 0 | 0 | 0 | 7.0 | 6 | 4 | 3 | 0 | 0 | 4 | 0 | 4 | .240 | 0 | 0 | 1 | 30 |
| 33 | Rodriguez, M | D-TWI | R | 0 | 2 | 2.92 | 3 | 2 | 0 | 0 | 0 | 0 | 0 | 0 | 12.1 | 9 | 4 | 4 | 1 | 0 | 4 | 0 | 17 | .200 | 1 | 0 | 0 | 49 |
| 25 | Rojas, S | D-TWI | R | 0 | 1 | 4.63 | 3 | 2 | 0 | 0 | 0 | 0 | 0 | 0 | 11.2 | 8 | 7 | 6 | 1 | 3 | 7 | 0 | 14 | .195 | 3 | 0 | 0 | 51 |
| 56 | Rondon, L | D-TWI | R | 0 | 0 | 3.65 | 3 | 2 | 0 | 0 | 0 | 0 | 0 | 0 | 12.1 | 10 | 6 | 5 | 0 | 3 | 4 | 0 | 12 | .227 | 2 | 1 | 1 | 52 |
| 21 | Roque, Y | D-TWI | R | 0 | 1 | 6.35 | 4 | 2 | 0 | 0 | 0 | 1 | 0 | 0 | 11.1 | 13 | 10 | 8 | 0 | 1 | 12 | 0 | 17 | .277 | 7 | 0 | 1 | 60 |
| 45 | Vasquez, J | D-TWI | R | 2 | 0 | 3.52 | 3 | 0 | 0 | 0 | 2 | 0 | 0 | 0 | 7.2 | 7 | 3 | 3 | 0 | 1 | 3 | 0 | 9 | .233 | 2 | 0 | 1 | 34 |
| 43 | Villanueva, R | D-TWI | R | 1 | 1 | 15.00 | 3 | 2 | 0 | 0 | 0 | 0 | 0 | 0 | 3.0 | 7 | 5 | 5 | 0 | 0 | 0 | 0 | 2 | .538 | 1 | 0 | 0 | 15 |
| D-TWI | | | | 8 | 9 | 5.42 | 17 | 17 | 0 | 0 | 17 | 4 | 3 | 7 | 118.0 | 100 | 89 | 71 | 5 | 22 | 80 | 0 | 128 | .230 | 29 | 3 | 10 | 546 |
| OPP | | | | 9 | 8 | 5.03 | 17 | 17 | 0 | 1 | 17 | 0 | 2 | 3 | 120.0 | 113 | 89 | 67 | 7 | 22 | 72 | 0 | 108 | .249 | 36 | 1 | 3 | 555 |

| Dominican Summer League Standings - 2024 - Regular Season | | | | | | | | | | | | | |
|---|--------------------|--------------------|----|------|------|-----|------|------|------|------|-----|------|------|
| Division | Team | W | L | PCT | GB | L10 | STRK | HOME | ROAD | RS | RA | DIFF | |
| DSL North | DSL CLE Goryl | 12 | 5 | .706 | - | 7-3 | L1 | 7-2 | 5-3 | 111 | 85 | 26 | |
| | DSL LAD Mega | 11 | 6 | .647 | 1.0 | 8-2 | W2 | 5-4 | 6-2 | 135 | 77 | 58 | |
| | DSL Pirates Gold | 11 | 6 | .647 | 1.0 | 6-4 | L1 | 5-3 | 6-3 | 94 | 68 | 26 | |
| | DSL Brewers 2 | 9 | 7 | .563 | 2.5 | 5-5 | W2 | 4-3 | 5-4 | 90 | 93 | -3 | |
| | DSL Cubs Blue | 7 | 9 | .438 | 4.5 | 4-6 | L2 | 2-6 | 5-3 | 109 | 97 | 12 | |
| | DSL Red Sox Blue | 7 | 9 | .438 | 4.5 | 5-5 | L3 | 4-3 | 3-6 | 75 | 87 | -12 | |
| | DSL Tampa Bay | 7 | 10 | .412 | 5.0 | 3-7 | W1 | 3-5 | 4-5 | 105 | 126 | -21 | |
| | DSL Royals Fortuna | 6 | 9 | .400 | 5.0 | 4-6 | W1 | 5-3 | 1-6 | 66 | 75 | -9 | |
| | DSL Astros Orange | 5 | 12 | .294 | 7.0 | 2-8 | L2 | 4-6 | 1-6 | 79 | 126 | -47 | |
| | DSL South | Team | W | L | PCT | GB | L10 | STRK | HOME | ROAD | RS | RA | DIFF |
| DSL South | DSL Rangers Red | 13 | 4 | .765 | - | 9-1 | W7 | 7-1 | 6-3 | 147 | 82 | 65 | |
| | DSL Miami | 12 | 5 | .706 | 1.0 | 6-4 | L1 | 6-2 | 6-3 | 97 | 87 | 10 | |
| | DSL Mets Orange | 8 | 8 | .500 | 4.5 | 6-4 | W1 | 4-5 | 4-3 | 73 | 93 | -20 | |
| | DSL Rockies | 8 | 8 | .500 | 4.5 | 5-4 | W1 | 4-2 | 4-6 | 117 | 103 | 14 | |
| | DSL Tigers 2 | 8 | 9 | .471 | 5.0 | 5-5 | L1 | 4-3 | 4-6 | 92 | 78 | 14 | |
| | DSL Twins | 8 | 9 | .471 | 5.0 | 4-6 | W1 | 4-4 | 4-5 | 89 | 89 | 0 | |
| | DSL Phillies White | 7 | 10 | .412 | 6.0 | 4-6 | W2 | 3-6 | 4-4 | 70 | 95 | -25 | |
| | DSL NYY Yankees | 6 | 11 | .353 | 7.0 | 4-6 | L1 | 3-4 | 3-7 | 60 | 85 | -25 | |
| | DSL Arizona Black | 5 | 11 | .313 | 7.5 | 4-6 | L1 | 1-6 | 4-5 | 100 | 143 | -43 | |
| | DSL East | Team | W | L | PCT | GB | L10 | STRK | HOME | ROAD | RS | RA | DIFF |
| DSL East | DSL Rangers Blue | 10 | 5 | .667 | - | 5-4 | L2 | 6-1 | 4-4 | 115 | 103 | 12 | |
| | DSL Marlins | 10 | 6 | .625 | 0.5 | 6-4 | W3 | 7-2 | 3-4 | 78 | 76 | 2 | |
| | DSL NYY Bombers | 10 | 6 | .625 | 0.5 | 7-3 | L1 | 6-2 | 4-4 | 91 | 78 | 13 | |
| | DSL Colorado | 8 | 9 | .471 | 3.0 | 5-5 | W1 | 4-5 | 4-4 | 85 | 95 | -10 | |
| | DSL Giants Orange | 8 | 9 | .471 | 3.0 | 4-6 | L4 | 3-6 | 5-3 | 95 | 71 | 24 | |
| | DSL Tigers 1 | 7 | 8 | .467 | 3.0 | 4-6 | W3 | 3-4 | 4-4 | 73 | 86 | -13 | |
| | DSL Mets Blue | 5 | 11 | .313 | 5.5 | 3-7 | L1 | 2-7 | 3-4 | 78 | 92 | -14 | |
| | DSL Phillies Red | 5 | 12 | .294 | 6.0 | 2-8 | W1 | 1-7 | 4-5 | 94 | 126 | -32 | |
| | DSL Northwest | Team | W | L | PCT | GB | L10 | STRK | HOME | ROAD | RS | RA | DIFF |
| | DSL Northwest | DSL Orioles Orange | 14 | 3 | .824 | - | 8-2 | W1 | 7-0 | 7-3 | 116 | 70 | 46 |
| DSL Padres Gold | | 10 | 6 | .625 | 3.5 | 7-3 | W2 | 7-2 | 3-4 | 135 | 91 | 44 | |
| DSL Brewers 1 | | 10 | 7 | .588 | 4.0 | 5-5 | L2 | 7-2 | 3-5 | 100 | 85 | 15 | |
| DSL CLE Mendoza | | 8 | 8 | .500 | 5.5 | 5-5 | W2 | 5-3 | 3-5 | 84 | 91 | -7 | |
| DSL Cubs Red | | 8 | 9 | .471 | 6.0 | 4-6 | W2 | 3-6 | 5-3 | 94 | 113 | -19 | |
| DSL LAD Bautista | | 8 | 9 | .471 | 6.0 | 6-4 | L2 | 4-5 | 4-4 | 137 | 143 | -6 | |
| DSL Rojos | | 7 | 9 | .438 | 6.5 | 4-6 | L1 | 4-6 | 3-3 | 101 | 99 | 2 | |
| DSL Pirates Black | | 4 | 12 | .250 | 9.5 | 3-7 | L4 | 3-6 | 1-6 | 69 | 115 | -46 | |
| DSL West | | Team | W | L | PCT | GB | L10 | STRK | HOME | ROAD | RS | RA | DIFF |
| DSL West | | DSL Red Sox Red | 11 | 5 | .688 | - | 7-3 | W2 | 7-1 | 4-4 | 88 | 62 | 26 |
| | DSL Astros Blue | 10 | 7 | .588 | 1.5 | 5-5 | L1 | 5-3 | 5-4 | 88 | 92 | -4 | |
| | DSL Reds | 10 | 7 | .588 | 1.5 | 7-3 | W5 | 5-2 | 5-5 | 113 | 72 | 41 | |
| | DSL Royals Ventura | 8 | 7 | .533 | 2.5 | 6-4 | L2 | 4-3 | 4-4 | 82 | 82 | 0 | |
| | DSL Rays | 8 | 10 | .444 | 4.0 | 4-6 | L1 | 3-7 | 5-3 | 90 | 121 | -31 | |
| | DSL Athletics | 6 | 10 | .375 | 5.0 | 5-5 | W1 | 5-4 | 1-6 | 88 | 109 | -21 | |
| | DSL Braves | 4 | 11 | .267 | 6.5 | 3-7 | L6 | 3-4 | 1-7 | 68 | 107 | -39 | |
| | DSL Orioles Black | 4 | 12 | .250 | 7.0 | 2-8 | L4 | 3-5 | 1-7 | 97 | 133 | -36 | |
| | DSL Padres Brown | 3 | 13 | .188 | 8.0 | 2-8 | L2 | 2-5 | 1-8 | 60 | 117 | -57 | |
| | DSL Central | Team | W | L | PCT | GB | L10 | STRK | HOME | ROAD | RS | RA | DIFF |
| DSL Central | DSL Giants Black | 14 | 3 | .824 | - | 7-3 | W2 | 7-1 | 7-2 | 116 | 65 | 51 | |
| | DSL Blue Jays | 11 | 5 | .688 | 2.5 | 8-2 | W6 | 4-4 | 7-1 | 101 | 86 | 15 | |
| | DSL Arizona Red | 11 | 6 | .647 | 3.0 | 6-4 | W3 | 7-3 | 4-3 | 85 | 56 | 29 | |
| | DSL Angels | 10 | 7 | .588 | 4.0 | 6-4 | L3 | 6-3 | 4-4 | 104 | 71 | 33 | |
| | DSL Cardinals | 9 | 8 | .529 | 5.0 | 6-4 | L1 | 3-5 | 6-3 | 102 | 90 | 12 | |
| | DSL Nationals | 8 | 8 | .500 | 5.5 | 5-5 | W2 | 5-4 | 3-4 | 81 | 81 | 0 | |
| | DSL Mariners | 7 | 10 | .412 | 7.0 | 5-5 | W1 | 3-5 | 4-5 | 83 | 92 | -9 | |
| | DSL White Sox | 3 | 13 | .188 | 10.5 | 1-9 | L7 | 1-8 | 2-5 | 64 | 105 | -41 | |