




TWINS MINOR LEAGUE REPORT



Twins



Sunday, April 14, 2024

	TEAM	LEVEL	RECORD	YESTERDAY'S SCORE
	St. Paul Saints	TRIPLE-A	6-7; -2.5 GB T-6th in International League West Division	L, 4-3 vs. Iowa
	Wichita Wind Surge	DOUBLE-A	1-7; -7.0 GB 5th in Texas League North Division	L, 5-3 @Springfield
	Cedar Rapids KERNELS	HIGH-A	3-4; -1.5 GB T-4th in Midwest League West Division	W, 8-5 vs. Dayton
	Fort Myers Mighty Mussels	LOW-A	4-4; -2.0 GB 4th in Florida State League West Division	W, 10-0 @Clearwater
	FCL Twins	ROOKIE		N/A
	DSL Twins	DSL		N/A

Iowa Cubs (9-5) 4, St. Paul Saints (6-7) 3
Apr 13th, 2024

	1	2	3	4	5	6	7	8	9	R	H	E
Iowa	2	1	0	0	0	0	0	1	0	4	12	1
St. Paul	0	0	0	0	2	1	0	0	0	3	7	1

Iowa	AVG	AB	R	H	2B	3B	HR	RBI	BB	SO	PO	A	St. Paul	AVG	AB	R	H	2B	3B	HR	RBI	BB	SO	PO	A
Crow-Armstrong, CF	.208	5	0	1	0	0	0	0	0	3	2	0	Castillo, Diego A., 2B	.205	5	0	1	0	0	0	0	0	0	0	3
Wisdom, 3B	.368	4	1	2	1	0	0	1	1	2	0	1	Keirsey Jr., CF	.277	3	1	2	0	0	1	2	2	0	2	0
Mervis, 1B	.333	4	1	1	0	0	1	2	1	3	4	1	Severino, 1B	.095	4	0	1	0	0	0	0	1	3	6	0
Canario, RF	.250	5	0	2	0	0	0	0	0	1	2	0	Williams, DH	.261	3	1	1	1	0	0	0	1	0	0	0
Peralta, LF	.111	3	0	0	0	0	0	0	1	1	3	0	Winkel, C	.171	4	0	0	0	0	0	0	0	2	15	0
Sánchez, A, C	.308	2	0	1	0	0	0	0	1	1	8	0	Isola, LF	.120	4	0	1	1	0	0	1	0	3	1	0
1-Hill, PR	.222	0	1	0	0	0	0	0	0	0	0	0	Morris, 3B	.074	4	0	0	0	0	0	0	0	1	0	2
Casali, C	.292	0	0	0	0	0	0	0	0	0	3	0	Fajardo, RF	.225	4	0	0	0	0	0	0	0	2	0	1
Vazquez, SS	.341	5	0	1	0	0	0	0	0	2	2	1	Holland, SS	.211	3	1	1	0	0	0	0	0	0	3	1
Strumpf, DH	.233	4	0	1	0	0	0	1	0	2	0	0	Rozeck, P	.000	0	0	0	0	0	0	0	0	0	0	0
Slaughter, 2B	.353	4	1	3	1	0	0	0	0	0	2	2	Jensen, P	.000	0	0	0	0	0	0	0	0	0	0	0
Franklin, K, P	.000	0	0	0	0	0	0	0	0	0	1	0	Blewett, P	.000	0	0	0	0	0	0	0	0	0	0	0
Martin, P	.000	0	0	0	0	0	0	0	0	0	0	0	Castillo, D, P	.000	0	0	0	0	0	0	0	0	0	0	1
Lovelady, P	.000	0	0	0	0	0	0	0	0	0	0	0	Totals	.197	34	3	7	2	0	1	3	4	11	27	8
Hodge, P	.000	0	0	0	0	0	0	0	0	0	0	1	BATTING												
Brewer, P	.000	0	0	0	0	0	0	0	0	0	0	0	2B: Williams (3, Lovelady); Isola (1, Lovelady).												
Totals	.259	36	4	12	2	0	1	4	4	15	27	6	HR: Keirsey Jr. (3, 5th inning off Martin, 1 on, 2 out).												

1-Ran for Sánchez, A in the 8th.

BATTING

2B: Wisdom (2, Rozeck); Slaughter (2, Jensen).

HR: Mervis (4, 1st inning off Rozeck, 1 on, 1 out).

TB: Canario 2; Crow-Armstrong; Mervis 4; Slaughter 4; Strumpf; Sánchez, A; Vazquez; Wisdom 3.

RBI: Mervis 2 (10); Strumpf (5); Wisdom (8).

2-out RBI: Wisdom.

Runners left in scoring position, 2 out: Strumpf; Canario; Wisdom 2; Vazquez 2.

GIDP: Peralta.

Team RISP: 3-for-11.

Team LOB: 12.

BASERUNNING

CS: Peralta (1, 1st base by Castillo. D/Winkel).

FIELDING

E: Wisdom (3, fielding).

DP: (Vazquez-Slaughter).

Iowa	ERA	IP	H	R	ER	BB	SO	HR	BF	St. Paul	ERA	IP	H	R	ER	BB	SO	HR	BF
Franklin, K	0.00	2.0	2	0	0	0	1	0	8	Rozeck	9.00	3.0	7	3	3	1	3	1	17
Martin	4.35	2.2	3	2	2	1	3	1	12	Jensen	0.00	2.2	1	0	0	2	6	0	11
Lovelady (BS, 2)	7.11	1.1	2	1	1	0	3	0	6	Blewett (L, 0-2)	0.00	2.1	3	1	0	0	5	0	10
Hodge (W, 1-0)	0.00	1.0	0	0	0	3	1	0	6	Castillo, D	3.38	1.0	1	0	0	1	1	0	5
Brewer (S, 3)	1.17	2.0	0	0	0	0	3	0	7	Totals	4.00	9.0	12	4	3	4	15	1	43
Totals	3.23	9.0	7	3	3	4	11	1	39										

HBP: Peralta (by Rozeck); Sánchez, A (by Rozeck); Casali (by Castillo. D); Holland (by Martin).

Pitch timer violations: Jensen (pitcher).

Pitches-strikes: Franklin, K 41-28; Martin 49-30; Lovelady 23-17; Hodge 29-12; Brewer 21-16; Rozeck 72-40; Jensen 47-26; Blewett 37-28; Castillo, D 21-10.

Groundouts-flyouts: Franklin, K 3-1; Martin 0-1; Lovelady 0-1; Hodge 2-0; Brewer 2-2; Rozeck 2-2; Jensen 1-0; Blewett 1-0; Castillo, D 1-0.

Batters faced: Franklin, K 8; Martin 12; Lovelady 6; Hodge 6; Brewer 7; Rozeck 17; Jensen 11; Blewett 10; Castillo, D 5.

Inherited runners-scored: Blewett 1-0.

Umpires: HP: Evin Johnson. 1B: Billy Cunha. 3B: Luis Hernandez.

Official Scorer: Sarah Johnson

Weather: 73 degrees, Sunny

Wind: 16 mph, R To L

First pitch: 2:09 PM

T: 3:04

Att: 6,843

Venue: CHS Field

April 13, 2024

St. Paul Saints Hitting - 2024 - Regular Season - All Players

#	Player	Team	B	AVG	G	AB	R	H	TB	2B	3B	HR	RBI	BB	IBB	SO	SB	CS	OBP	SLG	OPS	PA	SAC	SF	HBP	GIDP	E
19	Camargo, J	STP	R	.268	11	41	7	11	19	2	0	2	7	5	1	10	0	0	.362	.463	.825	47	0	0	1	0	0
1	Castillo, D	NOR	R	.308	3	13	2	4	5	1	0	0	0	3	0	4	0	0	.438	.385	.823	16	0	0	0	0	1
1	Castillo, D	STP	R	.154	7	26	1	4	7	0	0	1	5	2	0	2	0	0	.214	.269	.483	28	0	0	0	2	0
1	Castillo, D	2 Teams	R	.205	10	39	3	8	12	1	0	1	5	5	0	6	0	0	.295	.308	.603	44	0	0	0	2	1
11	Fajardo, Y	STP	L	.225	12	40	5	9	15	0	0	2	6	1	0	13	1	0	.244	.375	.619	41	0	0	0	2	0
8	Helman, M	STP	R	.184	10	38	6	7	11	1	0	1	3	7	0	10	4	0	.311	.289	.600	45	0	0	0	1	0
62	Holland, W	STP	R	.211	8	19	4	4	7	0	0	1	1	1	0	8	2	0	.286	.368	.654	21	0	0	1	0	1
2	Isola, A	STP	R	.120	8	25	2	3	7	1	0	1	6	4	1	7	0	0	.226	.280	.506	31	0	2	0	0	1
65	Keirsey Jr., D	STP	L	.277	12	47	6	13	26	2	1	3	10	6	0	12	6	0	.358	.553	.911	53	0	0	0	2	0
64	Miranda, J	STP	R	.250	7	28	4	7	12	2	0	1	3	3	0	5	0	0	.313	.429	.742	32	0	1	0	1	0
37	Morris, T	BUF	L	.500	1	2	1	1	1	0	0	0	0	2	0	1	1	0	.750	.500	1.250	4	0	0	0	0	0
37	Morris, T	STP	L	.040	7	25	1	1	2	1	0	0	1	3	0	9	0	0	.143	.080	.223	28	0	0	0	1	1
37	Morris, T	2 Teams	L	.074	8	27	2	2	3	1	0	0	1	5	0	10	1	0	.219	.111	.330	32	0	0	0	1	1
49	Prato, A	STP	R	.241	11	29	7	7	8	1	0	0	1	12	0	7	1	0	.500	.276	.776	44	0	0	3	2	0
12	Severino, Y	STP	S	.095	12	42	3	4	8	1	0	1	2	9	0	17	0	0	.255	.190	.445	51	0	0	0	0	1
67	Shuffield, D	STP	R	.250	1	4	0	1	2	1	0	0	1	0	0	2	0	0	.250	.500	.750	4	0	0	0	0	0
66	Williams, C	STP	R	.261	7	23	3	6	9	3	0	0	1	2	0	9	0	0	.320	.391	.711	25	0	0	0	0	0
43	Winkel, P	STP	L	.171	10	35	3	6	7	1	0	0	3	4	0	20	0	0	.250	.200	.450	40	0	1	0	1	0
STP				.197	13	422	52	83	140	16	1	13	50	59	2	131	14	0	.300	.332	.632	490	0	4	5	12	7
OPP				.245	13	441	57	108	180	24	0	16	53	50	1	143	13	5	.331	.408	.739	501	2	1	7	9	

St. Paul Saints Pitching - 2024 - Regular Season - All Players

#	Player	Team	T	W	L	ERA	G	GS	CG	SHO	GF	HLD	SV	SVO	IP	H	R	ER	HR	HB	BB	IBB	SO	AVG	WP	BK	GIDP	TBF
16	Balazovic, J	STP	R	0	0	4.50	4	0	0	0	0	1	0	0	6.0	4	3	3	0	0	2	0	9	.182	0	0	0	24
32	Blewett, S	STP	R	0	2	0.00	6	0	0	0	3	1	0	0	7.1	7	2	0	0	0	1	1	12	.241	0	0	0	30
30	Boushley, C	STP	R	1	1	7.84	2	2	0	0	0	0	0	0	10.1	12	9	9	3	0	0	0	12	.279	1	0	0	43
67	Bowman, M	STP	R	0	0	0.00	5	0	0	0	1	0	0	0	6.0	3	1	0	0	0	2	0	7	.150	0	0	0	23
60	Boyle, M	STP	L	0	0	7.71	5	0	0	0	1	1	1	1	4.2	4	4	4	2	0	3	0	2	.235	3	0	1	20
40	Brigham, J	STP	R	0	0	3.38	2	0	0	0	0	0	0	1	2.2	2	1	1	0	1	1	0	4	.250	1	0	0	11
38	Castillo, D	STP	R	0	0	3.38	5	0	0	0	1	2	0	0	5.1	3	2	2	1	1	6	0	6	.167	2	0	0	25
23	Dobnak, R	STP	R	1	1	3.65	3	2	0	0	0	0	0	0	12.1	10	5	5	1	2	5	0	17	.217	0	0	0	54
48	Festa, D	STP	R	0	0	2.16	3	3	0	0	0	0	0	0	8.1	8	2	2	0	0	9	0	10	.267	1	0	0	39
45	Gunkel, J	STP	R	0	1	7.27	3	1	0	0	0	0	0	0	8.2	15	7	7	4	0	1	0	1	.385	0	0	2	40
25	Harris, H	STP	R	0	1	5.06	5	0	0	0	3	0	3	4	5.1	3	3	3	1	0	4	0	7	.158	0	0	1	23
53	Headrick, B	STP	L	1	0	2.08	2	2	0	0	0	0	0	0	8.2	7	2	2	1	0	3	0	15	.219	0	0	1	35
63	Henriquez, R	STP	R	0	0	3.24	5	0	0	0	2	1	0	0	8.1	7	3	3	1	0	2	0	9	.226	0	1	0	33
26	Jensen, R	STP	R	2	0	0.00	4	0	0	0	2	0	0	0	6.2	4	2	0	0	0	4	0	13	.167	1	0	0	28
39	Rozek, A	STP	L	0	0	9.00	1	1	0	0	0	0	0	0	3.0	7	3	3	1	2	1	0	3	.500	0	0	1	17
21	Staumont, J	STP	R	0	0	0.00	2	0	0	0	0	0	0	0	2.0	0	0	0	0	0	1	0	3	.000	0	0	0	7
56	Thielbar, C	STP	L	1	0	3.00	2	0	0	0	0	0	0	0	3.0	2	1	1	1	0	1	0	5	.200	0	0	1	11
44	Woods Richardson, S	STP	R	0	1	7.56	2	2	0	0	0	0	0	0	8.1	10	7	7	0	1	4	0	8	.303	0	0	2	38
STP				6	7	4.00	13	13	0	1	13	6	4	6	117.0	108	57	52	16	7	50	1	143	.245	9	1	9	501
OPP				7	6	3.38	13	13	0	1	13	4	3	6	117.1	83	52	44	13	5	59	2	131	.197	6	1	12	490

International League Standings - 2024 - Regular Season

INT East	W	L	PCT	GB	L10	STRK	HOME	ROAD	RS	RA	DIFF
Scranton/WB	9	4	.692	-	7-3	W6	2-3	7-1	71	52	19
Syracuse	7	5	.583	1.5	6-4	W3	4-3	3-2	46	60	-14
Jacksonville	8	6	.571	1.5	6-4	L1	4-4	4-2	51	68	-17
Lehigh Valley	6	5	.545	2.0	5-5	W2	4-4	2-1	58	74	-16
Rochester	6	5	.545	2.0	6-4	W3	1-2	5-3	66	51	15
Buffalo	7	6	.538	2.0	6-4	L3	3-5	4-1	78	75	3
Norfolk	7	7	.500	2.5	4-6	L6	2-6	5-1	112	98	14
Durham	5	9	.357	4.5	4-6	L2	2-4	3-5	102	91	11
Worcester	4	8	.333	4.5	3-7	L3	1-4	3-4	52	57	-5
Charlotte	4	10	.286	5.5	3-7	W1	1-5	3-5	80	106	-26
INT West	W	L	PCT	GB	L10	STRK	HOME	ROAD	RS	RA	DIFF
Iowa	9	5	.643	-	7-3	W2	4-2	5-3	71	53	18
Omaha	9	5	.643	-	7-3	W1	6-2	3-3	89	62	27
Toledo	8	6	.571	1.0	6-4	W3	6-2	2-4	62	68	-6
Gwinnett	7	7	.500	2.0	5-5	L1	4-2	3-5	79	79	0
Memphis	7	7	.500	2.0	4-6	W1	5-3	2-4	67	73	-6
Columbus	6	7	.462	2.5	5-5	W1	3-3	3-4	55	54	1
St. Paul	6	7	.462	2.5	4-6	L2	3-4	3-3	52	57	-5
Indianapolis	6	8	.429	3.0	5-5	L3	4-2	2-6	66	73	-7
Louisville	6	8	.429	3.0	3-7	L1	4-4	2-4	54	78	-24
Nashville	6	8	.429	3.0	4-6	L1	3-3	3-5	71	53	18

Cancelled Games

Date	Time (CT)	Time (Local)	Visitor	Home	Venue	Status
3/29/24	CNCL	CNCL	Columbus	St. Paul	CHS Field	Cancelled - Wet Grounds
4/3/24	CNCL	CNCL	Lehigh Valley	Rochester	Innovative Field	Cancelled - Rain
4/5/24	CNCL	CNCL	Lehigh Valley	Rochester	Innovative Field	Cancelled - Rain

Springfield Cardinals (8-0) 5, Wichita Wind Surge (1-7) 3

Apr 13th, 2024

	1	2	3	4	5	6	7	8	9	R	H	E
Wichita	1	0	0	0	2	0	0	0	0	3	8	0
Springfield	4	0	0	0	0	0	0	1	x	5	7	0

Wichita	AVG	AB	R	H	2B	3B	HR	RBI	BB	SO	PO	A	Springfield	AVG	AB	R	H	2B	3B	HR	RBI	BB	SO	PO	A
Rodriguez, Em, CF	.385	3	1	1	0	0	1	2	2	2	1	0	Torres, B, CF	.360	4	2	2	0	0	0	0	0	0	6	0
Ross, SS	.240	4	1	1	0	0	1	1	1	1	1	1	Church, LF	.303	4	0	0	0	0	0	0	0	0	2	0
Cossetti, C	.313	4	0	1	0	0	0	0	0	0	2	1	Yeager, DH	.346	4	1	1	0	0	1	3	0	0	0	0
Rosario, RF	.242	4	0	1	1	0	0	0	0	2	3	0	Crooks, C	.409	4	1	2	1	0	0	0	0	1	5	1
Rucker, 3B	.250	4	0	1	1	0	0	0	0	0	1	5	Lloyd, 3B	.211	3	0	0	0	0	0	0	0	0	3	2
Cardenas, DH	.263	3	0	1	0	0	0	0	1	0	0	0	Mendoza, R, 2B	.455	3	1	1	0	0	1	2	0	0	1	2
Ortega, J, 2B	.095	3	0	1	0	0	0	0	1	0	0	4	Redmond, 1B	.250	3	0	1	0	0	0	0	0	0	7	0
Fedko, K, 1B	.250	4	0	0	0	0	0	0	0	0	12	0	Rivas, J, SS	.360	3	0	0	0	0	0	0	0	0	1	3
Soularie, LF	.200	4	1	1	1	0	0	0	0	0	3	0	Rotondo, RF	.053	2	0	0	0	0	0	0	0	1	2	0
Ohl, P	.000	0	0	0	0	0	0	0	0	0	1	0	Roby, P	.000	0	0	0	0	0	0	0	0	0	0	0
Noble, P	.000	0	0	0	0	0	0	0	0	0	0	0	Svanson, P	.000	0	0	0	0	0	0	0	0	0	0	0
Totals	.253	33	3	8	3	0	2	3	5	5	24	11	Raquet, P	.000	0	0	0	0	0	0	0	0	0	0	0
													Granillo, P	.000	0	0	0	0	0	0	0	0	0	0	0

BATTING

2B: Rosario (2, Roby); Soularie (1, Roby); Rucker (1, Granillo).

HR: Ross (1, 1st inning off Roby, 0 on, 1 out); Rodriguez, Em (4, 5th inning off Roby, 1 on, 0 out).

TB: Cardenas; Cossetti; Ortega, J; Rodriguez, Em 4; Rosario 2; Ross 4; Rucker 2; Soularie 2.

RBI: Rodriguez, Em 2 (9); Ross (3).

Runners left in scoring position, 2 out: Ortega, J 2; Rodriguez, Em; Rucker.

GIDP: Rosario.

Team RISP: 2-for-7.

Team LOB: 8.

BASERUNNING

SB: Cardenas (1, 2nd base off Granillo/Crooks).

CS: Rodriguez, Em (1, 3rd base by Raquet/Crooks).

BATTING

2B: Crooks (1, Ohl).

HR: Yeager (3, 1st inning off Ohl, 1 on, 1 out); Mendoza, R (1, 1st inning off Ohl, 1 on, 2 out).

TB: Crooks 3; Mendoza, R 4; Redmond; Torres, B 2; Yeager 4.

RBI: Mendoza, R 2 (4); Yeager 3 (10).

2-out RBI: Mendoza, R 2.

Runners left in scoring position, 2 out: Lloyd; Rotondo.

Team RISP: 2-for-7.

Team LOB: 2.

BASERUNNING

SB: Torres, B 2 (5, 2nd base off Ohl/Cossetti, 2nd base off Noble/Cossetti); Redmond (3, 3rd base off Ohl/Cossetti).

CS: Rotondo (1, 2nd base by Noble/Cossetti).

FIELDING

DP: (Rivas, J-Mendoza, R-Redmond).

Wichita	ERA	IP	H	R	ER	BB	SO	HR	BF	Springfield	ERA	IP	H	R	ER	BB	SO	HR	BF
Ohl (L, 0-1)	5.40	5.0	6	4	4	0	1	2	21	Roby (W, 1-0)	6.30	5.0	6	3	3	2	4	2	22
Noble	3.00	3.0	1	1	1	0	1	0	10	Svanson (H, 2)	3.86	1.2	0	0	0	0	0	0	5
Totals	6.58	8.0	7	5	5	0	2	2	31	Raquet (H, 2)	2.08	0.1	0	0	0	2	0	0	2
										Granillo (S, 1)	1.50	2.0	2	0	0	1	1	0	9
										Totals	2.48	9.0	8	3	3	5	5	2	38

WP: Ohl 2.

HBP: Rotondo (by Noble).

Pitches-strikes: Ohl 86-64; Noble 36-21; Roby 79-45; Svanson 12-8; Raquet 17-6; Granillo 38-20.

Groundouts-flyouts: Ohl 7-3; Noble 5-2; Roby 4-3; Svanson 1-2; Raquet 0-0; Granillo 1-2.

Batters faced: Ohl 21; Noble 10; Roby 22; Svanson 5; Raquet 2; Granillo 9.

Umpires: HP: Kyle Stutz. 1B: Jack Wason. 3B: Chris Presley-Murphy.

Official Scorer: Don Louzader

Weather: 79 degrees, Clear

Wind: 23 mph, Out To CF

First pitch: 6:05 PM

T: 2:30

Att: 5,278

Venue: Hammons Field

April 13, 2024

Wichita Wind Surge Hitting - 2024 - Regular Season - All Players

#	Player	Team	B	AVG	G	AB	R	H	TB	2B	3B	HR	RBI	BB	IBB	SO	SB	CS	OBP	SLG	OPS	PA	SAC	SF	HBP	GIDP	E
9	Cardenas, N	WCH	R	.263	5	19	4	5	11	0	0	2	4	1	0	4	1	0	.300	.579	.879	20	0	0	0	0	0
31	Cossetti, A	WCH	R	.313	8	32	5	10	15	2	0	1	7	2	0	9	0	0	.353	.469	.822	34	0	0	0	3	0
35	Fedko, K	WCH	R	.250	3	12	1	3	3	0	0	0	0	1	0	1	0	0	.308	.250	.558	13	0	0	0	0	0
47	McCusker, C	WCH	R	.278	5	18	2	5	7	2	0	0	1	2	0	8	0	0	.350	.389	.739	20	0	0	0	0	1
2	Morales, J	WCH	R	.222	3	9	0	2	2	0	0	0	2	2	0	1	0	0	.364	.222	.586	11	0	0	0	0	0
41	Ortega, J	WCH	R	.095	7	21	0	2	2	0	0	0	0	5	0	4	0	0	.269	.095	.364	26	0	0	0	1	1
18	Rodriguez, E	WCH	L	.385	8	26	12	10	27	3	1	4	9	10	0	11	4	1	.556	1.038	1.594	36	0	0	0	1	1
26	Rosario, K	WCH	R	.242	8	33	3	8	18	2	1	2	7	1	0	15	0	0	.265	.545	.810	34	0	0	0	1	1
15	Ross, B	WCH	R	.240	8	25	4	6	10	1	0	1	3	3	0	7	2	0	.321	.400	.721	28	0	0	0	0	1
5	Rucker, J	WCH	R	.250	7	20	2	5	6	1	0	0	0	2	0	3	0	0	.318	.300	.618	22	0	0	0	2	0
8	Schobel, T	WCH	R	.250	7	24	3	6	7	1	0	0	3	5	0	6	0	0	.379	.292	.671	29	0	0	0	1	1
4	Shuffield, D	WCH	R	.000	1	3	0	0	0	0	0	0	0	1	0	1	0	0	.250	.000	.250	4	0	0	0	0	0
1	Soularie, A	WCH	R	.200	7	15	3	3	4	1	0	0	1	2	0	1	1	1	.278	.267	.545	19	1	1	0	0	1
WCH				.253	8	257	39	65	112	13	2	10	37	37	0	71	8	2	.346	.436	.782	296	1	1	0	9	9
OPP				.282	8	252	52	71	98	12	0	5	46	39	0	48	18	2	.378	.389	.767	300	1	5	3	4	4

Wichita Wind Surge Pitching - 2024 - Regular Season - All Players

#	Player	Team	T	W	L	ERA	G	GS	CG	SHO	GF	HLD	SV	SVO	IP	H	R	ER	HR	HB	BB	IBB	SO	AVG	WP	BK	GIDP	TBF
32	Adams, T	WCH	R	1	1	7.04	2	2	0	0	0	0	0	0	7.2	6	8	6	0	0	3	0	8	.207	1	0	0	33
38	Alexy, A	WCH	R	0	1	13.50	1	0	0	0	0	0	0	0	3.1	2	5	5	0	0	6	0	4	.182	0	0	1	17
12	Engler, S	WCH	R	0	0	0.00	3	0	0	0	3	0	0	0	3.0	2	0	0	0	0	4	0	4	.222	0	0	1	14
22	Floyd, T	WCH	R	0	0	4.15	3	0	0	0	1	0	0	0	4.1	4	2	2	0	2	3	0	3	.250	1	2	1	21
20	Grace, R	WCH	R	0	0	0.00	1	0	0	0	0	1	0	0	1.0	0	0	0	0	0	1	0	0	.000	0	0	0	4
40	Laweryson, C	WCH	R	0	0	0.00	1	0	0	0	0	0	0	0	1.2	3	0	0	0	0	0	0	1	.429	0	0	0	7
21	Marcano, R	WCH	L	0	0	67.50	1	0	0	0	0	0	0	0	0.2	2	5	5	1	0	4	0	0	.667	0	1	0	8
17	McMahon, H	WCH	R	0	0	6.00	2	0	0	0	0	1	0	0	3.0	3	2	2	1	0	0	0	0	.250	1	1	0	12
45	Noble, J	WCH	R	0	0	3.00	1	0	0	0	1	0	0	0	3.0	1	1	1	0	1	0	0	1	.111	0	0	0	10
25	Nowlin, J	WCH	L	0	1	5.40	1	1	0	0	0	0	0	0	5.0	6	3	3	0	0	2	0	3	.316	1	0	0	23
13	Ohl, P	WCH	R	0	1	5.40	2	2	0	0	0	0	0	0	10.0	11	7	6	2	0	1	0	5	.275	2	0	0	41
11	Raya, M	WCH	R	0	0	3.00	2	2	0	0	0	0	0	0	6.0	8	2	2	0	0	0	0	7	.320	0	0	0	26
16	Reed, S	WCH	R	0	0	7.94	3	0	0	0	1	0	0	0	5.2	8	6	5	0	0	6	0	6	.308	0	0	0	32
37	Rodriguez, M	WCH	R	0	2	31.50	2	0	0	0	0	0	0	1	2.0	6	7	7	0	0	6	0	4	.500	0	0	0	18
5	Rucker, J	WCH	R	0	0	0.00	1	0	0	0	1	0	0	0	0.1	0	0	0	0	0	0	0	0	.000	0	0	0	1
43	Solomon, J	WCH	R	0	1	7.71	2	0	0	0	1	0	0	1	2.1	4	3	2	0	0	0	0	1	.364	0	0	0	11
39	Stankiewicz, J	WCH	R	0	0	0.00	1	0	0	0	0	0	0	0	1.1	2	0	0	0	0	0	0	1	.333	0	0	0	6
50	Whorff, J	WCH	R	0	0	2.25	1	1	0	0	0	0	0	0	4.0	3	1	1	1	0	3	0	0	.231	0	1	1	16
WCH				1	7	6.58	8	8	0	0	8	2	0	2	64.1	71	52	47	5	3	39	0	48	.282	6	5	4	300
OPP				7	1	4.63	8	8	0	0	8	6	2	4	68.0	65	39	35	10	0	37	0	71	.253	0	0	9	296

Texas League Standings - 2024 - Regular Season

	W	L	PCT	GB	L10	STRK	HOME	ROAD	RS	RA	DIFF
TEX North											
Springfield	8	0	1.000	-	8-0	W8	5-0	3-0	51	21	30
Arkansas	4	4	.500	4.0	4-4	W3	0-3	4-1	27	42	-15
Tulsa	4	4	.500	4.0	4-4	L3	1-4	3-0	51	37	14
NW Arkansas	3	5	.375	5.0	3-5	L1	0-3	3-2	34	44	-10
Wichita	1	7	.125	7.0	1-7	L6	1-2	0-5	39	52	-13
TEX South											
Frisco	6	2	.750	-	6-2	W2	4-1	2-1	51	43	8
Midland	6	2	.750	-	6-2	W1	3-2	3-0	39	25	14
San Antonio	5	3	.625	1.0	5-3	W1	2-3	3-0	54	31	23
Amarillo	2	6	.250	4.0	2-6	L1	0-3	2-3	36	63	-27
Corpus Christi	1	7	.125	5.0	1-7	L2	0-3	1-4	21	45	-24

Cedar Rapids Kernels (3-4) 8, Dayton Dragons (4-4) 5
 Apr 13th, 2024

	1	2	3	4	5	6	7	8	9	R	H	E
Dayton	1	0	1	0	0	1	2	0	0	5	8	2
Cedar Rapids	0	0	1	0	4	1	2	0	x	8	11	1

Dayton	AVG	AB	R	H	2B	3B	HR	RBI	BB	SO	PO	A	Cedar Rapids	AVG	AB	R	H	2B	3B	HR	RBI	BB	SO	PO	A
Balcazar, SS	.200	4	1	1	0	0	0	0	1	1	4	1	Keaschall, DH	.240	2	2	0	0	0	0	0	3	0	0	0
O'Donnell, CF	.259	3	1	1	0	0	0	0	1	0	2	0	Gonzalez, G, RF	.231	5	1	2	0	0	0	1	0	0	1	0
Stewart, 3B	.323	4	2	2	0	0	1	2	0	0	2	2	Cespedes, 3B	.500	5	2	2	0	0	1	2	0	1	1	1
Rodriguez, H, RF	.414	4	0	1	0	0	0	0	0	1	2	0	Salas, SS	.261	4	1	1	1	0	0	1	0	0	1	3
Ibarra, 1B	.095	4	0	1	0	0	0	1	0	3	5	1	Urbina, CF	.250	4	1	2	1	0	0	1	0	1	3	0
Hunter, LF	.182	4	0	0	0	0	0	0	0	2	1	0	Harry, 2B	.179	4	0	2	2	0	0	0	0	1	2	2
Acosta, V, 2B	.048	4	0	0	0	0	0	0	0	2	2	2	Ruiz, A, LF	.154	4	0	0	0	0	0	1	0	0	2	0
Tanner, C	.067	2	1	0	0	0	0	0	2	1	5	0	Cavaco, 1B	.286	4	1	1	0	0	1	1	0	1	6	1
Serrano, DH	.500	4	0	2	0	0	0	0	0	0	0	0	Baez, N, C	.143	4	0	1	0	0	0	0	0	1	10	0
Lyons, P	.000	0	0	0	0	0	0	0	0	0	0	0	MacLeod, P	.000	0	0	0	0	0	0	0	0	0	0	0
Cooper, P	.000	0	0	0	0	0	0	0	0	0	0	0	Boadas, P	.000	0	0	0	0	0	0	0	0	0	0	0
Fransen, A, P	.000	0	0	0	0	0	0	0	0	0	1	0	Mendez, J, P	.000	0	0	0	0	0	0	0	0	0	0	0
Totals	.235	33	5	8	0	0	1	3	4	10	24	6	Velez, P	.000	0	0	0	0	0	0	0	0	0	1	0
													Bischoff, P	.000	0	0	0	0	0	0	0	0	0	0	0
													Totals	.242	36	8	11	4	0	2	7	3	5	27	7

BATTING

HR: Stewart (1, 7th inning off Velez, 1 on, 2 out).

TB: Balcazar; Ibarra; O'Donnell; Rodriguez, H; Serrano 2; Stewart 5.

RBI: Ibarra (3); Stewart 2 (5).

2-out RBI: Stewart 2.

Runners left in scoring position, 2 out: Tanner; O'Donnell 2; Stewart.

GIDP: Serrano; Stewart.

Team RISP: 2-for-10.

Team LOB: 5.

BASERUNNING

SB: Balcazar (1, 2nd base off MacLeod/Baez, N); Rodriguez, H (1, 3rd base off Mendez, J/Baez, N).

FIELDING

E: Stewart (1, throw); Acosta, V (1, fielding).

DP: (Stewart-Acosta, V-Ibarra).

BATTING

2B: Harry 2 (2, Lyons, Fransen, A); Salas (1, Cooper); Urbina (3, Cooper).

HR: Cavaco (1, 6th inning off Cooper, 0 on, 0 out); Cespedes (3, 7th inning off Cooper, 0 on, 0 out).

TB: Baez, N; Cavaco 4; Cespedes 5; Gonzalez, G 2; Harry 4; Salas 2; Urbina 3.

RBI: Cavaco (3); Cespedes 2 (11); Gonzalez, G (1); Ruiz, A (3); Salas (3); Urbina (1).

Runners left in scoring position, 2 out: Ruiz, A; Cavaco 2; Cespedes; Salas 2.

GIDP: Gonzalez, G.

Team RISP: 4-for-15.

Team LOB: 7.

BASERUNNING

SB: Keaschall 3 (4, 2nd base off Lyons/Tanner, 2nd base off Lyons/Tanner, 2nd base off Fransen, A/Tanner).

FIELDING

E: Baez, N (1, throw).

DP: 2 (Salas-Harry-Cavaco; Salas-Cavaco).

Dayton	ERA	IP	H	R	ER	BB	SO	HR	BF	Cedar Rapids	ERA	IP	H	R	ER	BB	SO	HR	BF
Lyons (L, 0-1)	6.14	4.1	4	4	3	2	5	0	21	MacLeod	4.50	2.0	1	2	1	3	4	0	9
Cooper	9.82	2.0	6	4	4	0	0	2	11	Boadas (W, 1-0)	0.00	3.0	2	0	0	0	1	0	11
Fransen, A	7.71	1.2	1	0	0	1	0	0	7	Mendez, J (H, 1)	4.50	1.0	3	1	1	0	3	0	6
Totals	5.48	8.0	11	8	7	3	5	2	39	Velez (H, 2)	4.91	2.0	2	2	2	0	1	1	8
										Bischoff (S, 1)	6.75	1.0	0	0	0	1	1	0	3
										Totals	3.67	9.0	8	5	4	4	10	1	37

MacLeod pitched to 2 batters in the 3rd.

WP: Boadas; Mendez, J.

Pitches-strikes: Lyons 73-47; Cooper 46-29; Fransen, A 22-12; MacLeod 43-24; Boadas 37-28; Mendez, J 26-18; Velez 20-15; Bischoff 16-8.

Groundouts-flyouts: Lyons 3-3; Cooper 3-1; Fransen, A 3-0; MacLeod 1-0; Boadas 3-3; Mendez, J 0-0; Velez 2-3; Bischoff 1-0.

Batters faced: Lyons 21; Cooper 11; Fransen, A 7; MacLeod 9; Boadas 11; Mendez, J 6; Velez 8; Bischoff 3.

Inherited runners-scored: Cooper 1-1; Fransen, A 1-1; Boadas 2-1.

Umpires: HP: David Saball. 1B: Nobuoki Yasuta.

Official Scorer: Steve Meyer

Weather: 71 degrees, Sunny

Wind: 10 mph, R To L

First pitch: 1:08 PM

T: 2:33

Att: 1,281

Venue: Rise 2 Greatness Field

April 13, 2024

Cedar Rapids Kernels Hitting - 2024 - Regular Season - All Players

#	Player	Team	B	AVG	G	AB	R	H	TB	2B	3B	HR	RBI	BB	IBB	SO	SB	CS	OBP	SLG	OPS	PA	SAC	SF	HBP	GIDP	E
13	Baez, N	CR	R	.143	4	14	0	2	2	0	0	0	0	1	0	5	0	0	.200	.143	.343	15	0	0	0	0	1
9	Cavaco, K	CR	R	.286	4	14	4	4	9	2	0	1	3	1	0	5	0	0	.333	.643	.976	15	0	0	0	0	0
22	Cespedes, R	CR	L	.500	6	22	5	11	22	2	0	3	11	4	0	4	0	0	.577	1.000	1.577	26	0	0	0	1	0
18	De Andrade, D	CR	R	.250	5	16	1	4	5	1	0	0	2	1	0	2	1	0	.368	.313	.681	19	0	0	2	1	0
23	Garry Jr., W	CR	L	.100	3	10	1	1	4	0	0	1	1	0	0	4	0	0	.100	.400	.500	11	1	0	0	0	0
16	Gonzalez, G	CR	R	.231	6	26	2	6	7	1	0	0	1	1	0	1	0	0	.259	.269	.528	27	0	0	0	3	3
8	Harry, J	CR	L	.179	7	28	3	5	10	2	0	1	1	0	0	6	0	0	.179	.357	.536	28	0	0	0	1	0
44	Keaschall, L	CR	R	.240	7	25	5	6	11	2	0	1	4	6	0	7	4	1	.406	.440	.846	32	0	0	1	0	0
11	Olivar, R	CR	R	.250	5	16	7	4	8	1	0	1	2	6	0	6	0	0	.455	.500	.955	22	0	0	0	0	0
50	Ruiz, A	CR	L	.154	4	13	1	2	3	1	0	0	3	0	0	2	0	1	.200	.231	.431	15	0	1	1	0	0
1	Salas, J	CR	S	.261	6	23	2	6	7	1	0	0	3	1	0	7	2	0	.292	.304	.596	24	0	0	0	0	0
15	Tatum, D	CR	R	.000	1	4	1	0	0	0	0	0	0	0	0	2	0	0	.000	.000	.000	4	0	0	0	0	0
2	Urbina, M	CR	R	.250	6	20	4	5	8	3	0	0	1	3	0	6	1	0	.348	.400	.748	23	0	0	0	1	0
	CR			.242	7	231	36	56	96	16	0	8	32	24	0	57	8	2	.323	.416	.739	261	1	1	4	7	5
	OPP			.223	7	233	28	52	82	8	2	6	25	19	0	84	6	0	.292	.352	.644	257	0	1	4	2	2

Cedar Rapids Kernels Pitching - 2024 - Regular Season - All Players

#	Player	Team	T	W	L	ERA	G	GS	CG	SHO	GF	HLD	SV	SVO	IP	H	R	ER	HR	HB	BB	IBB	SO	AVG	WP	BK	GIDP	TBF
35	Bischoff, K	CR	R	1	1	6.75	3	0	0	0	3	0	1	3	2.2	2	2	2	0	0	4	0	4	.222	1	0	1	13
17	Boadas, M	CR	R	1	0	0.00	3	0	0	0	1	1	0	0	5.0	3	0	0	0	0	0	0	4	.167	1	0	0	18
4	Bowen, D	CR	R	0	1	19.29	1	1	0	0	0	0	0	0	2.1	4	5	5	1	1	1	0	2	.364	0	0	0	14
27	Carr, J	CR	L	0	1	16.20	2	0	0	0	0	1	0	0	3.1	7	6	6	2	1	0	0	6	.412	0	0	0	18
40	Klein, J	CR	R	0	0	1.13	2	2	0	0	0	0	0	0	8.0	5	1	1	0	0	5	0	7	.172	0	0	0	34
25	Labas, A	CR	R	0	1	5.40	3	0	0	0	1	1	0	1	5.0	6	4	3	1	0	0	0	9	.286	0	0	0	21
51	MacLeod, C	CR	L	0	0	4.50	1	1	0	0	0	0	0	0	2.0	1	2	1	0	0	3	0	4	.167	0	0	1	9
19	Matthews, Z	CR	R	1	0	1.80	1	1	0	0	0	0	0	0	5.0	4	1	1	0	0	0	0	8	.211	0	0	0	19
46	Mendez, J	CR	R	0	0	4.50	2	0	0	0	1	1	0	0	2.0	4	1	1	0	0	0	0	4	.400	1	0	0	10
24	Mercedes, J	CR	R	0	0	5.40	1	0	0	0	0	0	0	0	1.2	1	1	1	1	0	1	0	1	.167	0	0	0	7
45	Morris, A	CR	R	0	0	0.90	2	2	0	0	0	0	0	0	10.0	6	1	1	0	0	1	0	15	.167	1	0	0	37
37	Noble, J	CR	R	0	0	0.00	1	0	0	0	0	0	0	0	1.2	0	0	0	0	0	1	0	1	.000	0	0	0	6
32	Stankiewicz, J	CR	R	0	0	0.00	1	0	0	0	0	1	0	0	2.0	0	0	0	0	0	0	0	3	.000	0	0	0	6
20	Velez, R	CR	R	0	0	4.91	3	0	0	0	1	2	0	0	3.2	4	2	2	1	0	0	0	4	.267	0	0	0	15
48	Wosinski, J	CR	R	0	0	0.00	2	0	0	0	0	0	0	0	4.0	3	1	0	0	1	1	0	7	.200	0	0	0	17
33	Yanez, G	CR	L	0	0	3.00	2	0	0	0	0	0	0	1	3.0	2	1	1	0	1	2	0	5	.200	0	1	0	13
	CR			3	4	3.67	7	7	0	0	7	7	1	5	61.1	52	28	25	6	4	19	0	84	.223	4	1	2	257
	OPP			4	3	4.65	7	7	0	0	7	0	3	3	60.0	56	36	31	8	4	24	0	57	.242	1	0	7	261

Midwest League Standings - 2024 - Regular Season

MID East	W	L	PCT	GB	L10	STRK	HOME	ROAD	RS	RA	DIFF
Great Lakes	5	3	.625	-	5-3	W2	2-1	3-2	37	31	6
Lake County	4	3	.571	0.5	4-3	L2	2-1	2-2	23	20	3
Dayton	4	4	.500	1.0	4-4	L1	2-1	2-3	38	46	-8
Fort Wayne	3	4	.429	1.5	3-4	W2	2-2	1-2	23	25	-2
Lansing	3	5	.375	2.0	3-5	L2	2-3	1-2	35	44	-9
West Michigan	3	5	.375	2.0	3-5	L3	2-3	1-2	21	27	-6
MID West	W	L	PCT	GB	L10	STRK	HOME	ROAD	RS	RA	DIFF
Peoria	5	3	.625	-	5-3	W3	4-1	1-2	36	23	13
Quad Cities	5	3	.625	-	5-3	W3	2-1	3-2	29	21	8
Wisconsin	5	3	.625	-	5-3	L2	2-1	3-2	34	31	3
Beloit	3	4	.429	1.5	3-4	L3	2-0	1-4	16	29	-13
Cedar Rapids	3	4	.429	1.5	3-4	W1	3-2	0-2	36	28	8
South Bend	3	5	.375	2.0	3-5	W2	2-3	1-2	27	30	-3

Fort Myers Mighty Mussels (4-4) 10,Clearwater Threshers (5-3) 0

Apr 13th, 2024

	1	2	3	4	5	6	7	8	9	R	H	E
Fort Myers	0	0	1	0	1	1	2	1	4	10	11	0
Clearwater	0	0	0	0	0	0	0	0	0	0	2	2

Fort Myers	AVG	AB	R	H	2B	3B	HR	RBI	BB	SO	PO	A	Clearwater	AVG	AB	R	H	2B	3B	HR	RBI	BB	SO	PO	A
Chourio, LF	.323	5	0	3	2	0	0	2	1	0	0	0	Saltiban, DH	.174	3	0	0	0	0	0	0	1	2	0	0
Larnach, RF	.286	4	1	0	0	0	0	1	1	1	1	0	Miller, SS	.286	4	0	0	0	0	0	0	0	2	1	0
Doncon, 3B	.304	3	1	0	0	0	0	1	1	0	0	1	Hettiger, C	.357	3	0	1	0	0	0	0	1	0	7	0
Winokur, SS	.143	3	0	0	0	0	0	1	1	1	1	2	Ware, LF	.222	4	0	0	0	0	0	0	0	1	8	0
Ruiz, C	.421	5	2	4	0	0	0	1	0	1	15	0	Pouaka-Greggo, 3B	.143	4	0	0	0	0	0	0	0	2	1	0
Cruz, DH	.240	5	1	2	1	0	0	1	0	1	0	0	Owusu-Asiedu, CF	.241	3	0	1	0	0	0	0	0	2	1	0
Martinez, Y, 2B	.250	1	0	0	0	0	0	0	1	0	0	1	Viars, RF	.154	2	0	0	0	0	0	0	1	1	3	0
a-Pena, I, PH-2B	.050	2	0	0	0	0	0	0	0	1	1	2	Farquhar, 2B	.357	1	0	0	0	0	0	0	2	1	1	3
Duran, G, 1B	.000	3	2	0	0	0	0	0	1	2	9	0	Kotowski, 1B	.083	3	0	0	0	0	0	0	0	3	5	0
Houghton, CF	.444	2	3	2	0	1	0	3	2	0	0	0	Steward, P	.000	0	0	0	0	0	0	0	0	0	1	0
Soto, P	.000	0	0	0	0	0	0	0	0	0	0	1	Beckel, P	.000	0	0	0	0	0	0	0	0	0	0	0
Hall, P	.000	0	0	0	0	0	0	0	0	0	0	0	Pena Jr., P	.000	0	0	0	0	0	0	0	0	0	0	0
Hamilton, P	.000	0	0	0	0	0	0	0	0	0	0	0	Hernandez, Cr, P	.000	0	0	0	0	0	0	0	0	0	0	0
Bragg, P	.000	0	0	0	0	0	0	0	0	0	0	1	Hopewell, P	.000	0	0	0	0	0	0	0	0	0	0	0
Totals	.226	33	10	11	3	1	0	10	8	7	27	8	Totals	.249	27	0	2	0	0	0	0	5	14	27	4

a-Struck out for Martinez, Y in the 7th.

BATTING

2B: Chourio 2 (2, Steward, Hernandez, Cr); Cruz (2, Hernandez, Cr).

3B: Houghton (1, Hernandez, Cr).

TB: Chourio 5; Cruz 3; Houghton 4; Ruiz 4.

RBI: Chourio 2 (5); Cruz (3); Doncon (8); Houghton 3 (7); Larnach (3); Ruiz (2); Winokur (6).

2-out RBI: Chourio; Houghton 2.

Runners left in scoring position, 2 out: Chourio 2; Duran, G; Larnach; Winokur 2; Doncon.

SF: Doncon; Houghton; Larnach; Winokur.

Team RISP: 4-for-16.

Team LOB: 10.

BASERUNNING

SB: Houghton (2, 3rd base off Beckel/Hettiger); Chourio (2, 2nd base off Beckel/Hettiger);

Martinez, Y (1, 2nd base off Beckel/Hettiger).

PO: Chourio (1st base by Steward).

FIELDING

Pickoffs: Soto (Viars at 1st base).

DP: (Winokur-Pena, I-Duran, G).

BATTING

TB: Hettiger; Owusu-Asiedu.

Runners left in scoring position, 2 out: Viars; Ware 2; Miller.

GIDP: Ware.

Team RISP: 1-for-5.

Team LOB: 5.

BASERUNNING

SB: Owusu-Asiedu (4, 2nd base off Hall/Ruiz).

PO: Viars (1st base by Soto).

FIELDING

E: Steward (1, pickoff); Hettiger (1, fielding).

Pickoffs: Steward (Chourio at 1st base).

Fort Myers	ERA	IP	H	R	ER	BB	SO	HR	BF	Clearwater	ERA	IP	H	R	ER	BB	SO	HR	BF
Soto	2.57	4.0	0	0	0	1	7	0	12	Steward (L, 0-1)	1.50	4.0	2	1	0	4	4	0	17
Hall	6.75	1.2	1	0	0	2	2	0	8	Beckel	5.40	2.0	4	2	2	0	1	0	11
Hamilton (W, 1-1)	8.10	1.1	1	0	0	0	3	0	5	Pena Jr.	15.75	1.0	1	2	2	2	1	0	6
Bragg	0.00	2.0	0	0	0	2	2	0	7	Hernandez, Cr	14.73	1.2	4	5	5	2	1	0	12
Totals	4.04	9.0	2	0	0	5	14	0	32	Hopewell	0.00	0.1	0	0	0	0	0	0	1
										Totals	4.31	9.0	11	10	9	8	7	0	47

WP: Hall; Pena Jr.; Hopewell.

HBP: Martinez, Y (by Beckel); Duran, G (by Hernandez, Cr).

Pitch timer violations: Hamilton (pitcher); Beckel 3 (pitcher 3); Pena Jr. (pitcher).

Pitches-strikes: Soto 49-33; Hall 44-24; Hamilton 23-15; Bragg 31-19; Steward 68-40; Beckel 27-21; Pena Jr. 28-16; Hernandez, Cr 37-22; Hopewell 4-3.

Groundouts-flyouts: Soto 3-0; Hall 2-0; Hamilton 0-1; Bragg 3-0; Steward 1-1; Beckel 1-2; Pena Jr. 0-1; Hernandez, Cr 1-0; Hopewell 1-0.

Batters faced: Soto 12; Hall 8; Hamilton 5; Bragg 7; Steward 17; Beckel 11; Pena Jr. 6; Hernandez, Cr 12; Hopewell 1.

Inherited runners-scored: Hamilton 2-0; Hopewell 1-0.

Umpires: HP: Frank Jones. 1B: Jarred Neal.

Official Scorer: Larry Wiederecht

Weather: 85 degrees, Clear

Wind: 8 mph, Out To RF

First pitch: 6:33 PM

T: 2:43

Att: 5,014

Venue: BayCare Ballpark

April 13, 2024

Fort Myers Mighty Mussels Hitting - 2024 - Regular Season - All Players

#	Player	Team	B	AVG	G	AB	R	H	TB	2B	3B	HR	RBI	BB	IBB	SO	SB	CS	OBP	SLG	OPS	PA	SAC	SF	HBP	GIDP	E
13	Aguiar, C	FTM	L	.000	3	10	0	0	0	0	0	0	0	2	0	8	2	0	.167	.000	.167	12	0	0	0	0	0
15	Castro, W	FTM	R	.400	2	5	1	2	3	1	0	0	1	1	0	2	0	0	.500	.600	1.100	6	0	0	0	0	1
9	Chourio, B	FTM	S	.323	8	31	7	10	16	2	2	0	5	6	0	11	2	0	.432	.516	.948	37	0	0	0	0	0
11	Cruz, R	FTM	R	.240	6	25	3	6	8	2	0	0	3	0	0	9	1	0	.240	.320	.560	25	0	0	0	1	1
17	Del Rosario, A	FTM	R	.333	5	15	5	5	5	0	0	0	0	3	0	7	5	1	.444	.333	.777	18	0	0	0	0	1
22	Doncon, R	FTM	R	.304	7	23	4	7	12	2	0	1	8	5	1	4	1	0	.387	.522	.909	31	0	3	0	0	1
46	Duran, G	FTM	L	.000	1	3	2	0	0	0	0	0	0	1	0	2	0	0	.400	.000	.400	5	0	0	1	0	0
33	Elvis, C	FTM	R	.182	3	11	1	2	2	0	0	0	0	0	0	5	0	1	.182	.182	.364	11	0	0	0	0	0
19	Houghton, M	FTM	R	.444	4	9	4	4	9	0	1	1	7	3	0	3	2	0	.538	1.000	1.538	13	0	1	0	0	0
27	Jenkins, W	FTM	L	.000	1	1	0	0	0	0	0	0	0	0	0	1	0	0	.000	.000	.000	1	0	0	0	0	0
35	Larnach, T	FTM	L	.286	2	7	2	2	3	1	0	0	3	2	0	2	0	0	.400	.429	.829	10	0	1	0	0	0
1	Martinez, Y	FTM	R	.250	6	16	2	4	4	0	0	0	1	3	0	5	1	0	.455	.250	.705	22	0	0	3	0	1
20	Pena, I	FTM	S	.050	7	20	0	1	1	0	0	0	1	6	0	11	1	1	.269	.050	.319	26	0	0	0	1	2
43	Rodriguez, J	FTM	R	.069	7	29	1	2	4	2	0	0	0	2	0	13	0	0	.129	.138	.267	31	0	0	0	1	1
51	Ruiz, P	FTM	R	.421	5	19	5	8	8	0	0	0	2	3	0	5	0	0	.500	.421	.921	22	0	0	0	0	0
25	Winokur, B	FTM	R	.143	8	28	3	4	10	1	1	1	6	3	0	13	3	0	.235	.357	.592	34	0	2	1	0	1
FTM				.226	8	252	40	57	85	11	4	3	37	40	1	101	18	3	.336	.337	.673	304	0	7	5	3	9
OPP				.225	8	258	35	58	90	13	5	3	33	35	1	86	22	4	.326	.349	.675	298	0	1	4	3	

Fort Myers Mighty Mussels Pitching - 2024 - Regular Season - All Players

#	Player	Team	T	W	L	ERA	G	GS	CG	SHO	GF	HLD	SV	SVO	IP	H	R	ER	HR	HB	BB	IBB	SO	AVG	WP	BK	GIDP	TBF
50	Bragg, K	FTM	L	0	0	0.00	3	0	0	0	3	0	1	1	4.2	0	0	0	0	0	2	0	5	.000	0	0	1	14
44	Dunn, T	FTM	L	0	0	2.57	2	2	0	0	0	0	0	0	7.0	7	2	2	0	0	5	0	10	.259	1	1	0	32
24	Ethridge, B	FTM	R	0	1	9.64	2	0	0	0	0	0	0	0	4.2	8	6	5	3	1	1	0	5	.364	0	0	0	24
23	Hall, T	FTM	R	0	0	6.75	2	1	0	0	0	0	0	0	2.2	3	2	2	0	0	3	0	4	.273	1	0	0	14
40	Hamilton, A	FTM	R	1	1	8.10	3	0	0	0	2	0	1	2	3.1	3	3	3	0	1	1	0	6	.231	0	0	0	15
39	Holiday, A	FTM	R	1	1	21.60	2	0	0	0	0	0	0	1	1.2	3	4	4	0	0	4	0	0	.429	0	0	1	11
38	Langenberg, T	FTM	R	0	0	9.00	1	1	0	0	0	0	0	0	5.0	9	5	5	0	0	0	0	5	.409	0	0	0	23
5	Lares, C	FTM	L	0	0	5.79	1	1	0	0	0	0	0	0	4.2	4	3	3	0	1	2	0	5	.222	0	0	0	21
30	Lee, J	FTM	R	1	1	2.08	2	1	0	0	0	0	0	0	8.2	6	2	2	0	1	5	0	13	.194	0	0	1	37
45	Moreno, D	FTM	R	1	0	1.69	3	0	0	0	1	0	0	0	5.1	5	1	1	0	0	2	1	7	.263	1	1	0	21
37	Pasqualotto, P	FTM	R	0	0	0.00	1	0	0	0	0	1	0	0	5.0	2	0	0	0	0	2	0	3	.118	0	0	0	19
31	Perez, S	FTM	L	0	0	0.00	2	0	0	0	2	0	1	1	2.1	1	2	0	0	0	1	0	1	.111	0	0	0	10
48	Reyes, W	FTM	L	0	0	0.00	2	0	0	0	0	1	0	0	3.0	0	0	0	0	0	3	0	4	.000	0	0	0	12
21	Santos, N	FTM	R	0	0	4.50	3	0	0	0	0	1	0	0	4.0	4	2	2	0	0	2	0	8	.235	0	1	0	19
32	Soto, C	FTM	R	0	0	2.57	2	2	0	0	0	0	0	0	7.0	3	3	2	0	0	2	0	10	.125	1	0	0	26
FTM				4	4	4.04	8	8	0	1	8	3	3	5	69.0	58	35	31	3	4	35	1	86	.225	4	3	3	298
OPP				4	4	4.63	8	8	0	1	8	3	3	7	70.0	57	40	36	3	5	40	1	101	.226	8	1	3	304

Florida State League Standings - 2024 - Regular Season

FSL East											
	W	L	PCT	GB	L10	STRK	HOME	ROAD	RS	RA	DIFF
Palm Beach	5	3	.625	-	5-3	L1	2-1	3-2	32	24	8
Daytona	4	4	.500	1.0	4-4	W1	2-3	2-1	25	27	-2
Jupiter	4	4	.500	1.0	4-4	L1	3-2	1-2	38	45	-7
St. Lucie	3	5	.375	2.0	3-5	W1	1-2	2-3	40	39	1
FSL West											
	W	L	PCT	GB	L10	STRK	HOME	ROAD	RS	RA	DIFF
Dunedin	6	2	.750	-	6-2	L1	2-1	4-1	52	29	23
Lakeland	6	2	.750	-	6-2	W5	5-0	1-2	48	32	16
Clearwater	5	3	.625	1.0	5-3	L1	3-2	2-1	43	35	8
Fort Myers	4	4	.500	2.0	4-4	W1	2-1	2-3	40	35	5
Tampa	2	6	.250	4.0	2-6	W1	1-4	1-2	25	49	-24
Bradenton	1	7	.125	5.0	1-7	L5	1-2	0-5	24	52	-28