



MINNESOTA TWINS

2022 SEASON SUMMARY




TABLE OF CONTENTS

At a Glance, Twins	147	Extra-Inning Games	150
Attendance Summary	153	Highs and Lows, Twins	148
Batting Data:		Interleague Play	174
Final Stats	137	Last At-Bat, Games Decided In	149
Home Runs, Twins	142	Leadership History, Twins	7
Home Runs By Position	142	Minor Leagues:	
Misc. Home Run Data	151	Affiliates Stats	178-183
Multi-Hit/Multi-RBI Games	152	Awards	184-185
Scoring By Inning	154	Directory	176
Starting Lineup By Batting Order/Position	154	Draft, Twins	185
Blown Leads	150	Recaps	177
Bios:		Monthly Stats, Team	151
Baldelli, Rocco	12-14	Opponents	159-174
Coaches	15-23	Outfield Assists	152
Players, 2022 Twins	26-134	Pitching Data:	
Pohlad, Jim	7	Bullpen Info	151
St. Peter, Dave	8	Final Stats	138
Falvey, Derek	9	Postseason	188-217
Levine, Thad	10	Pre-ASG Stats	153
Club Directory	2-6	Post-ASG Stats	155
Club Stats, Twins	138	Record When Scoring, 2022	152
Come From Behind Wins	150	Roberto Clemente Award	22
Commonly Used Lineup	147	Schedule, 2023	218
Day-By-Day, Twins	139-141	Standings, Final Major League	136
Injured List, Twins	149	Transactions, Twins	143-146
Doubleheader Info	152	Walk-Off Victories	155
Ejections	141		

SEASON SUMMARY SECTIONS:

Front Office Directory/Bios	2-10	Statistics	135-156
Coaches and Staff	11-24	Opponents	157-174
Player Bios	25-130	Minor Leagues	175-186
Players Who Did Not Finish With Twins	131-134	Postseason History	187-217



The 2022 Minnesota Twins Season Summary was researched, written and edited by Dustin Morse, Mitch Hestad, Matt Hodson, Elvis Martinez, Nina Zimmerman and Sadie Keller and is based on information available through October 24, 2022. All statistics were provided by Major League Baseball and are considered unofficial. Images courtesy of Brace Hemmelgarn, Molly Kaiser, Wayne Kryduba, Bruce Kluckhohn, Getty Images and MLB Photos. The information contained is copyrighted and prepared for the use of members of the media. Those wishing to use any of the enclosed material for commercial purposes should contact the Minnesota Twins Communications department. Cover art by Rachel Haselhorst and Micah Tweeten.

MINNESOTA TWINS BASEBALL CLUB

TARGET FIELD®

1 Twins Way
Minneapolis, MN 55403
Telephone (612) 659-3400
Ticket Information: (612) 33-TWINS or 1-800-33-TWINS
@Twins • facebook.com/twins • www.twinsbaseball.com

EXECUTIVE BOARD

BILL POHLAD

JIM POHLAD

BOB POHLAD

DAVE ST. PETER

ADMINISTRATION

Executive Chair	Jim Pohlad
President & Chief Executive Officer	Dave St. Peter
President, Baseball Operations	Derek Falvey
Executive Vice President, Chief Administrative Officer/Chief Financial Officer	Kip Elliott
Executive Vice President, Chief Revenue Officer	Meka Morris
Executive Vice President, Brand Strategy & Growth	Joe Pohlad
Senior Vice President, Chief Strategy Officer	Jason Lee
Senior Vice President, Consumer Revenue	Mike Clough
Senior Vice President, General Counsel	Mary Giesler
Senior Vice President, General Manager	Thad Levine
Senior Vice President, Human Resources	Leticia Silva
Senior Vice President, Operations	Matt Hoy
Senior Vice President, Technology	John Avenson
Vice President, Assistant General Manager	Daniel Adler
Vice President, Assistant General Manager	Jeremy Zoll
Vice President, Amateur Scouting	Sean Johnson
Vice President, Baseball Operations Strategy & Innovation	Josh Kalk
Vice President, Player Personnel	Mike Radcliff
Vice President, Special Assistant to Baseball Operations	Rob Antony
Vice President, Hitting Development & Procurement	Alex Hassan
Vice President, Ballpark Operations	Dave Horsman
Vice President, Brand Marketing	Heather Hinkel
Vice President, Brand Partnerships	Sean Moore
Vice President, Communications & Content	Dustin Morse
Vice President, Community Engagement	Nancy O'Brien
Vice President, Finance	Andy Weinstein
Vice President, Ticket Operations	Paul Froehle
Vice President, Ticket Sales & Service	Eddie Eixenberger
Senior Director, Ballpark Development and Planning	Dan Starkey
Deputy General Counsel	Mari Guttman
Senior Associate Counsel	Wyatt Littles
Senior Executive Assistant	Danielle Berg
Executive Assistants	Tina Flowers, Rachel Snyder
Special Assistants	Bert Blyleven, Rod Carew, Kent Hrbek, Tom Kelly, Jack Morris, Tony Oliva

BASEBALL OPERATIONS

Special Assistants to Baseball Operations	Michael Cuddyer, LaTroy Hawkins, Bob McClure, Paul Molitor, Justin Morneau
Senior Advisor, Scouting	Deron Johnson
Senior Director, Team Travel	Mike Herman
Director, Baseball Research	Dane Sorensen
Director, Baseball Technology	Sean Harlin
Director, Latin America Scouting & U.S. Integration	Fred Guerrero
Director, Player Development	Drew MacPhail
Director, Professional Player Procurement	Brad Steil
Director, Player Education	Amanda Daley
Director, Minor League & Performance Operations	Brian Maloney
Assistant Director, Amateur Scouting	Tim O'Neil
Assistant Director, Baseball Operations	Nick Beauchamp

BASEBALL OPERATIONS (CONTINUED)

Assistant Director, Baseball Research	Kevin Wright
Assistant Director, Player Development	Tommy Bergjans
Assistant Director, Professional Player Procurement	Navery Moore
Assistant Director, Florida & Dominican Operations	Victor Gonzalez
Assistant Director, Sports Science	Martijn Verhoeven
Assistant Director, Player Development Research	Josh Ruffin
Manager, Amateur Scouting Research & Development	Ezra Wise
Manager, Minor League Operations	Jason Davila
Manager, International Scouting	Iván Verástica Mora
Manager, Baseball Operations	Hailey Leviton
Manager, International Scouting	Andreina Salas Guzman
Biomechanist, Sports Science	Chris Curran
Coordinator, Amateur Scouting	Annika Mau
Manager, Baseball Technology	David Jeffrey
Coordinator, Professional Player Procurement	Zane MacPhee, Chris Mitchell
Coordinator, Run Creation	Frankie Padulo
Analyst, Advance Scout	Holden Bridge
Analysts, Baseball Research	Jake Bensky, Santiago Caride, Andrew Ettel, Monica Williams, Grey Wilburn
Analyst, Player Development	Chad Raines
Analyst, Pro Scouting	Sam Isenberg
Analysts, Sports Science	James Barber, Colin Robertson
Supervisor, Language & Culture Development	Linda Merlo
Major League Quality Control	Nate Dammann

BALLPARK OPERATIONS

Senior Director, Facilities	Gary Glawe
Senior Director, Guest Experience	Patrick Forsland
Senior Director, Security	Jeff Beahen
Director, Ballpark Maintenance	Dana Minion
Director, Team Security	Charles Adams III
Head Groundskeeper	Larry DiVito
Senior Manager, Guest Services	Bryan Johnson
Senior Manager, Target Field Events	Quinn Handahl
Manager, Ballpark Operations	Ryan Heither
Manager, Building Security	Jeff Reardon
Manager, Field Maintenance	Jared Alley
Manager, Grounds	Trent Waters
Manager, Tours & Event Support	Ivan Cardona
Supervisor, Tarp Crew	Reid Olson
Specialist, Target Field Events	Lauren Harvey
Coordinator, Ballpark Operations	William Heise
Coordinator, Office Services	Nora Lund
Coordinator, Target Field Events	Brenda Wu
Facilities Engineer	Ryan Rikkola
Maintenance Mechanics	Dan Deephouse, Aaron Goldenstein, Taylor McCabe
Master Electrician/Project Manager	Jason Bifulk
Electrician/Maintenance Mechanic	William Barnes
Maintenance Mechanic/Painter	Matthew Saros

BRAND PARTNERSHIPS

Senior Director, Partnership	Amelia Johnson
Director, Research & Strategy	Will Clayton
Senior Managers, Brand Partnerships	Doug Beck, Chad Jackson
Senior Manager, Radio Partnerships & Administration	Amy Johnson
Manager, Partnership Sales	Ann Miller, Trevor Wallace
Manager, Partnership Activation	Alexa Bartels
Account Managers, Partnership Activation	Kevin Nelson, Meghan McNaney, Justine Miller

BROADCAST

Director, Broadcast.....	Andrew Halverson
Radio Network Producer	Mark Genosky
Radio Network Play-by-Play.....	Cory Provus
Radio Network Play-by-Play/Analyst.....	Dan Gladden
Radio Network Studio Host.....	Kris Atteberry
Radio Engineer.....	Kyle Hammer
Television Play-by-Play.....	Dick Bremer
Television Analysts.....	LaTroy Hawkins, Justin Morneau, Glen Perkins, Roy Smalley
Spanish Radio Play-by-Play	Alfonso Fernandez
Spanish Radio Analyst	Tony Oliva
Spanish Radio Engineer	Blake LaBarre

BUSINESS STRATEGY & ANALYTICS

Senior Director, Business Strategy & Analytics.....	Brandon Johnson
Director, Business Intelligence & Analytics	Lisa Moschkau
Senior Analysts, Business Intelligence & Analytics	Angela Hawkins, Jeffrey Yang
Senior Analyst, Strategy & Insight.....	Eric Gebeke
Senior Manager, CRM & Business Intelligence	Tomas Benzo
Analyst, Consumer Insights & Analytics.....	Hannah Luehman

CLUBHOUSE

Equipment Manager.....	Rod McCormick
Visiting Clubhouse Manager	Marcus McKenzie
Assistant Manager, Home Clubhouse	Tim Burke
Assistant, Home Clubhouse	Frank Hanzlik
Head Performance Chef	Kyle McCleary
Bullpen Catchers.....	Anderson De La Rosa, Connor Olson

COMMUNITY ENGAGEMENT

Senior Director, Community Engagement & Executive Director, Minnesota Twins Community Fund	Kristin Rortvedt
Senior Director, Diversity & Inclusion Strategy	Miguel Ramos
Director, Community Engagement/Events	Julie Vavruska
Manager, Youth Engagement	Chelsey Falzone
Mascot Supervisor.....	Blair Kelly
Coordinators, Community Engagement	Mackenzie Bongard, Wesley Jones, Viridiana Arevalo Martinez
Coordinator, Youth Baseball & Softball	Kobi Allen

FINANCE & PROCUREMENT

Senior Director, Procurement	Bud Hanley
Director, Accounting.....	Lori Windschitl
Senior Manager, Accounting.....	Matt Fernholz
Senior Manager, Financial Planning & Analysis	Mike Kramer
Senior Manager, Procurement	Mike Sather
Senior Manager, Ticket Accounting.....	Jerry McLaughlin
Senior Accountant	Lyndsey Taylor
Senior Coordinator, Accounts Payable	Amy Fong-Christianson
Coordinator, Procurement.....	Danielle Jorgenson

HUMAN RESOURCES

Senior Director, Compensation & Benefits	Lori Beasley
Director, Inclusion & People Development	Cecilia Lettner
Senior Human Resources Generalist	Holly Corbin
Administrator, Payroll/HRIS.....	Molly Partyka
Benefits Specialist	Kate Rollwagen
Human Resources Specialist/Recruiter	Emily van der Hagen
Coordinator, Human Resources	Rafael Lewis

MARKETING & COMMUNICATIONS

BRAND MARKETING

Senior Director, Brand Experience & Innovation	Chris Iles
Director, Brand Marketing	Becky Holten
Senior Manager, Authentics & Retail.....	Venika Streeter
Senior Manager, Owned Marketing & Social Content.....	Brea Prokop

MARKETING & COMMUNICATIONS (CONTINUED)

Senior Manager, Project Lead	Corrina Wertzberger
Senior Manager, Special Events & Promotions	Heather Rajeski
Manager, Owned Marketing & Content	Mac Slavin
Manager, Paid Marketing & Content	Abby Martinson
Coordinator, Social Media	Kassie Dunnihoo
Associate, Brand Marketing	Sadie Keller

COMMUNICATIONS & CONTENT

Director, Game Day Experience	Sam Henschen
Senior Manager, Baseball Communications	Mitch Hestad
Senior Manager, Business Communications	Matt Hodson
Manager, Scoreboard Operations	Jeremy Loosbrock
Manager, Video	Jim Diehl
Manager, Content & Photography	Brace Hemmelgarn
Senior Motion Graphics Producer	Matt Semke
Senior Video Producer	Peter Nelson
Graphic Designers	Rachel Haselhorst, Micah Tweeten
Coordinator, Creative Content	Dalton Browne
Coordinator, Communications	Elvis Martinez
Assistant, Communications	Nina Zimmerman
Team Curator	Clyde Doepner

MEDICAL & PERFORMANCE STAFF

Director, Medical High Performance	Dr. Chris Camp
Medical Director, Emeritus	Dr. John Steubs
Orthopedic Physicians	Dr. Corey Wulf
Internal Medicine Physicians	Amy Beacom, Rahul Kapur, David Olson
Major League Sports Psychologist	Dr. Justin Anderson, Carlos Coto
Minor League Sports Psychologist	Anabel Carter, Omar Figueroa, Dr. Jaimie Rubin
Assistant Major League Athletic Trainers	Masamichi Abe, Jason Kirkman
Director, Strength and Conditioning	Ian Kadish
Major League Physical Therapist	Adam Diamond
Coordinator, Minor League Athletic Training	Bryan Housand
Coordinator, Minor League Medical Administration	Chad Jackson
Coordinator, Latin American Medical Administration	Axel Lopez
Minor League Physical Therapist	Danielle Honnette
Massage Therapist	Kelli Bergheim
Director, Performance Nutrition	Kara Lynch
Assistant, Performance Nutrition	Alana Widen

TECHNOLOGY

Senior Director, Baseball Systems	Jeremy Raadt
Senior Director, Business Systems	Wade Navratil
Director, Information Security	Robert Jacoby
Director, Technology Infrastructure	Tony Persio
Manager, Business Systems	Shelley Andrew
Manager, Technology Services	Ryan Schmit
Senior Data Engineer, Business Systems	Jason Neubauer
Senior Data Quality Engineer, Baseball Systems	Brad Ankrom, Jared Parish, Hans Van Slooten
Developer, Baseball Systems	Anthony Metcalfe, Nick Winegar
Developer, Business Systems	Alex Lyzhoff
Technology Systems Administrator	Bilal Ghandour
Broadcast Technology Services Engineer	Alex Manton
Data Quality Engineer, Baseball Systems	John Edman
Technology Operations Specialist	Saville Anthony
Junior Developer	Heather Bjoin
Junior Data Engineer	Lin Pierce

TICKET OPERATIONS

Senior Director, Ticket Operations/Technology	Mike Stiles
Director, Florida Business Operations	Mark Weber
Senior Manager, Ticket Operations/Special Events	Ashley Geldert

TICKET OPERATIONS (CONTINUED)

Manager, Ticket Operations/Solutions	Colleen Seeker
Manager, Call Center/Fan Services	Chris Frogge
Manager, Ticket Operations/Technology	Kelton Splett
Senior Coordinator, Ticket Operations	Nick Doncits
Coordinator, Call Center/Fan Services	Briar Reichenbach

TICKET SALES & SERVICE

Senior Director, Suites & Premium Seating	P.J. Williams
Senior Director, Ticket Service & Retention	Eric Hudson
Senior Director, Ticket Strategy & New Business	Rob Malec
Director, Group Sales & Service	Phil McMullen
Director, Season Membership & Retention	Craig Gumz
Director, New Business Development	Bryan Van Den Bosch
Manager, Inside Sales	Jack Heruth
Manager, Premium & Club Seating	Alex Hover
Manager, Suites & Premium Seating	Emily Hagen
Senior Group Sales & Service Executive	Luis Breazeale
Senior Premium Sales & Service Executive	Cory Johnson
Senior Suite & Premium Sales Executive	Todd Krulewich
Senior Season Ticket Sales & Service	Andrea Kray
Suite & Premium Sales Executive	Stefan Driedger
Group Ticket Sales & Service Executives	Nate Anderson, Peter Farley, Jake Langer, Ryan Thomson, Dominic Toeller
Premium Services Executive	Gaby Kuehn
Season Ticket Sales & Service Executives	Brian Bessler, Victoria Quast, Nick Sarnicki, Shea Swanson
Business Development Executives	Ben Gorman, Jeff Hackenmueller, Quinn Hammond,
.....	Tyronne Mattison, Dani Mestelle, Major Postma, Luke Phiifer
Business Events Specialist	Joe Morin
Coordinator, Ticket Sales & Service	Bri Bicy, Nicole Hanson
Inside Sales & Service Representatives	Jake Beeson, Sydney Blackburn, Anne Colwell, Carter Elliott
.....	Andrew Praml, Jackie Quach, Evan Wong

★ **THE TWINS VISION** ★
Life is Better With Baseball

★ **THE TWINS MISSION** ★
Leave it All on the Field

★ **THE TWINS TRADITION** ★

PASSION

We come from diverse backgrounds and are united by the common bond of baseball. We are committed to winning on the field, delighting our fans, and growing the game that we love.

HUSTLE

Every day, we bring it – effort, pure and simple – on and off the field. We never give up.

HEART

Our team is compassionate, loyal and authentic. We are devoted to giving back to Twins Territory and inspiring each member of our community.

FUN

From our clubhouse to our front office, we strive to deliver magic moments that bring unbridled joy to everyone throughout Twins Territory.



TWINS TRADITION AWARD

Given annually to a Twins employee who best exemplifies the four pillars of the Twins Tradition.

- 2012 – Jim Rantz, Senior Director of Minor League Operations
- 2013 – Lori Beasley, Director of Payroll
- 2014 – Patrick Forsland, Director of Guest Services
- 2015 – Mike Stiles, Director of Box Office
- 2016 – Beth Vail Palm, Manager of Marketing Communications
- 2017 – Larry DiVito, Head Groundskeeper
- 2018 – Bilal Ghandour, Technology Operations Specialist
- 2019 – Chelsey Falzone, Community Relations Coordinator
- 2020 – Sam Henschen, Director of Game Day Experience
- 2021 – Leticia Silva, Senior Vice President of Human Resources



JIM POHLAD

EXECUTIVE CHAIR

2022 marked Jim Pohlad's 39th season with the Minnesota Twins, owned by the Pohlad family since 1984. Jim provides leadership to the Twins on the family's behalf.

In addition to his position with the Twins, Jim oversees Pohlad Companies' Sports and Entertainment Group, Real Estate (United Properties) Group and the Pohlad Investment Management Group. He also serves on several committees for Major League Baseball.

Through his leadership role on the board of the Pohlad Family Foundation, Jim is engaged in programs that work to reduce disparities among families and youth experiencing homelessness in the Twin Cities. In 2020, the Pohlad Family announced a \$25 million commitment to racial justice efforts. Jim, along with his brothers, Bill and Bob, were named People of the Year in 2022 by *Twin Cities Business* magazine.

Jim resides with his family in the city of Minneapolis.



TWINS LEADERSHIP HISTORY

OWNERSHIP

Carl R. Pohlad Family, 1984-present
Calvin R. Griffith Family, 1961-84

PRESIDENTS/CEO'S

Dave St. Peter, 2002-present
Jerry Bell, 1987-2002
Chris Clouser, 2000
Howard Fox, 1984-87
Calvin Griffith, 1961-84

**CHIEF BASEBALL OFFICERS,
PRESIDENTS OF BASEBALL OPS**
Derek Falvey, 2016-present

GENERAL MANAGERS

Thad Levine, 2016-present
Terry Ryan, 1994-2007, 2011-16
Bill Smith, 2007-11
Andy MacPhail, 1986-94
Howard Fox, 1985-86
Calvin Griffith, 1961-84



DAVE ST. PETER

PRESIDENT AND CHIEF EXECUTIVE OFFICER

Dave St. Peter was named the fourth president in Minnesota Twins history on November 26, 2002. St. Peter also assumed the Chief Executive Officer title on December 21, 2016 and continues to oversee the team's day-to-day operations, strategic planning and interaction with Major League Baseball.

St. Peter played a central role in the approval, design, construction and opening of Target Field, which was named 2011 Sports Facility of the Year by the *Sports Business Journal* (SBJ). He also has played leadership roles in securing the 2022 Discover NHL Winter Classic® for Target Field, a New Year's Day extravaganza described in the *Star Tribune* as a "postcard for Minnesota"; construction of a new player-development Academy in the Dominican Republic; hosting the 2014 Major League Baseball All-Star Game, which earned finalist honors from SBJ for "Event of the Year"; expansion of the Lee County Sports Complex in Fort Myers, FL — named *Ballpark Digest's* 2015 "Major Ballpark Renovation of the Year"; as well as forging the team's partnership with Hennepin County on the design and programming of Minnesota's award-winning intermodal transit hub — Target Field Station. In 2020, St. Peter led the Twins' effort to build a new, player development-focused partnership with the St. Paul Saints.

At age 55, St. Peter completed his 33rd year with the Twins. He joined the organization as an intern in 1990 and over his first decade with the franchise held a variety of positions including Pro Shop Manager, Communications Manager, Vice President of Corporate Communications and Senior Vice President of Business Affairs. As the club president, the Twins established a new single-season franchise attendance record in 2010 by attracting more than 3.2 million fans to Target Field, while the team was recognized by ESPN as having the best stadium experience in all of professional sports. St. Peter's leadership has been integral to the team's Diversity, Equity and Inclusion commitment; development of the "Magic Moments" customer service initiative; the "Go Twins, Go Green" environmental stewardship platform; expansion of the Treasure Island Baseball Network; aggressive community outreach; and expansive alumni involvement — including creation of the Twins Hall of Fame.

St. Peter has been part of a leadership team helping the franchise advance to postseason play nine times since 2002, including eight American League Central Division titles. During St. Peter's leadership tenure, the Twins have twice been named "Organization of the Year" by *Baseball America* (2002 and '04). In 2006, the entire Twins organization was recognized as the *Star Tribune's* "Sports Person of the Year", while in 2002, the franchise received the Atlanta Sports Council's Horizon Award as the "Professional Sports Organization of the Year." The Twins organization was a finalist for SBJ's 2019 "Team of the Year" Award.

The "Twins Tradition" of Passion, Hustle, Heart and Fun has flourished under St. Peter's stewardship. Seven times, the Twins have been honored by the *Star Tribune* as one of the "Top 100" workplaces in Minnesota. In 2011, the Twins were celebrated by the Minneapolis Parks and Recreation Board with its "Living the Dream" Award. The Twins Community Fund, which celebrated its 30th year in 2021, was honored in 2000 with the Greater Minneapolis Chamber of Commerce's Quality of Life Award and in 2006 with a Project EverGreen Stewardship Award. In 2016, the Minneapolis Regional Chamber of Commerce presented the Twins with an "Honored Company" Award in recognition of outstanding community service. Since 2012, the Twins have been a Yellow Ribbon Company in recognition of the club's support for veterans as well as active-duty soldiers. In 2019, the U.S. Green Building Council selected the Twins as a recipient of the prestigious Greenbuild Leadership Award recognizing excellence in the creation of healthier, more sustainable buildings and communities.

Individually, St. Peter has been named to the SBJ's and *Minneapolis-St. Paul Business Journal's* "Forty under 40" lists. In 2018, he was recognized by the Positive Coaching Alliance as Minnesota's Triple-Impact Competitor Business Executive of the Year.

At the league level, St. Peter serves as a Trustee on the MLB-MLBPA Player Pension Committee. In the community, St. Peter co-chairs Minnesota Sports and Events. He also serves on the boards of the YMCA of the North, NuLoop Partners and the University of North Dakota Alumni Association & Foundation.

St. Peter was born in Bismarck, North Dakota, and graduated from the University of North Dakota in 1989. Dave has three grown sons — Jack, Eric and Ben — and makes his home in Chanhassen, MN.



BASEBALL EXECUTIVES



DEREK FALVEY PRESIDENT OF BASEBALL OPERATIONS

Derek Falvey was named President of Baseball Operations in November of 2019 after serving under the title of Executive Vice President, Chief Baseball Officer since October of 2016. Under Falvey's leadership, the Twins have compiled a record of 451-419 (.518) and have reached the postseason three times in his six seasons, winning the American League Wild Card in 2017 and the American League Central Division in both 2019 and 2020. In addition, the 2019 Twins posted a record of 101-61 for the second-most wins in Twins/Senators franchise history, trailing only the 1965 club that finished 102-60.

As the President of Baseball Operations, Falvey is responsible for establishing the vision and related strategies for the club's baseball operations. Specifically, he oversees all aspects of the department, including: the major league team, coaches and support staff;

contract negotiations; player development; scouting; research and development; medical; and communications. Falvey is the sixth head of the Twins' Baseball Operations department, joining Calvin Griffith (1961-84), Howard Fox (1985-86), Andy MacPhail (1986-94), Bill Smith (2007-11) and Terry Ryan (1994-2007, 2011-16). He was named to *Twin Cities Business'* list of "100 People to Know" in both 2017 and 2018.

Falvey's career in baseball started with Cleveland in November of 2007 when he began an internship in Baseball Operations. In his first three years with the now-Guardians franchise, Derek assisted both the Amateur and International Scouting departments, before spending the 2011 season as Assistant Director of Baseball Operations. He was promoted to Director of Baseball Operations in December of 2011, then elevated to Assistant General Manager in 2016.

During his time in Cleveland, Derek assisted President of Baseball Operations Chris Antonetti and General Manager Mike Chernoff in all areas of baseball operations, including financial, statistical, and contractual dealings, and also contributed to all aspects of professional and amateur player procurement and development. He also oversaw the advance scouting process and worked closely with Manager Terry Francona and the major league coaching staff to assist in the day-to-day management of major league operations.

Derek played baseball at Trinity College in Hartford, CT, where he earned a degree in Economics in June of 2005. After graduating, Falvey returned home to the Boston, MA area, where he worked until joining the Cleveland organization.

Derek resides in Edina, MN, with his wife, Meghan, their sons, Jack and Ryan, and daughter, Brynn.



BASEBALL EXECUTIVES



THAD LEVINE
SENIOR VICE PRESIDENT, GENERAL MANAGER

Thad Levine was hired by the Twins as Senior Vice President, General Manager in November of 2016. Thad partners with President of Baseball Operations, Derek Falvey, to lead all facets of the Twins' baseball operations, including major league operations, scouting, player development and player procurement. He was named to *Twin Cities Business'* list of "100 People to Know" in 2018.

Levine spent 11 seasons as Assistant General Manager for the Texas Rangers, a position he held since October of 2005. In that role, he assisted Rangers President of Baseball Operations/ General Manager Jon Daniels with all responsibilities of major league operations, including player acquisitions, roster composition, contract negotiations, and statistical and financial analyses; he also oversaw Texas' International Scouting department. Prior to his time with

the Rangers, Levine spent six seasons as Senior Director, Baseball Operations for the Colorado Rockies and, prior to that, was Colorado's Director of Baseball Administration (2002-04) and the team's Assistant Director of Baseball Administration (1999-2002).

Thad went to the Rockies from Los Angeles, where he worked one season for the Dodgers (business development) and earned an MBA from UCLA in 1999. He has marketing experience with Coca-Cola, the Rockport Company and Reebok, Ltd.

Levine has served on the Board of Directors for several nonprofit entities.

Born in Alexandria, VA, Levine earned a bachelor's degree in 1994 from Haverford (PA) College, where he played baseball. Thad fulfilled some of his graduate work for his MBA from UCLA while abroad in Cape Town, South Africa.

Thad and his wife, Claudette, reside in Edina, MN, with their three children, Greta, Tess and Quinn.



DANIEL ADLER
VICE PRESIDENT, ASSISTANT GENERAL MANAGER

Daniel Adler, who was named as an Assistant General Manager in November of 2019 and elevated to Vice President in November of 2021, completed his sixth season with the Twins, after originally joining the club as Director of Baseball Operations in 2017. He was named to *Twin Cities Business'* list of "100 People to Know" in 2019.

In his current role, Adler is responsible for heading up the club's arbitration, international scouting and baseball research and development efforts, while he is involved in all facets of baseball operations, including roster construction, athletic performance, player acquisition and player development.

Adler began his career in baseball interning with the Labor Relations Department of Major League Baseball during the summers of 2009 and 2011. After his experiences with

MLB, Daniel worked for Boston Consulting Group, focusing on assessing the firm's internal analytic capabilities. In March of 2012, he was hired by the Jacksonville Jaguars to launch and direct a newly created Football Research and Development department, one of the first of its kind in the NFL.

Adler, a native of Cleveland, OH, earned his Bachelor of Arts in Economics, J.D. and MBA from Harvard University. Daniel and his wife, Michele, reside in Minneapolis with their son, Miles.



JEREMY ZOLL
VICE PRESIDENT, ASSISTANT GENERAL MANAGER

Jeremy Zoll, who was promoted to Vice President in November of 2021, completed his third season as an Assistant General Manager and fifth overall with the Twins, after previously serving as Director of Minor League Operations from 2018-19. In his role, Zoll partners with Dr. Chris Camp to oversee the organization's performance team and drives developmental initiatives in the minor leagues.

Zoll's professional experience began with a summer internship with the Cincinnati Reds in 2011, which was followed by a video internship in 2012 for Toronto's minor league affiliate in Vancouver. In 2013, he started working for the Los Angeles Angels of Anaheim, where he coordinated the organization's efforts in advance scouting.

After spending three years with the Angels, Zoll worked for the Los Angeles Dodgers, serving as their Assistant Director of Player Development for two seasons (2016-17). While with the Dodgers, he worked on a variety of organizational initiatives ranging from developmental player plans to experimental programs with the Research and Development department.

Zoll grew up in Ridgewood, NJ, and earned his Bachelor of Arts in East Asian Studies with a minor in Economics from Haverford College, while also catching and serving as a captain in his senior season for the Fords baseball team.

COACHES





5 ROCCO BALDELLI



MANAGER

NAMED MANAGER ON OCTOBER 25, 2018

B/T: R/R
Born: 9/25/1981 in Woonsocket, RI

Resides: South Kingstown, RI
School: Bishop Hendricken High School (Warwick, RI)

PERSONAL: Rocco Dan Baldelli...twitter: @roccodbaldelli...wife, Allie, married over the All-Star break in 2021...daughter, Louisa Sunny (9/6/21)...2008 winner of the Tony Conigliaro Award, given by the Boston Chapter of the BBWAA to the major league player who has overcome adversity through the attributes of spirit, determination and courage — trademarks of the former Red Sox star outfielder...2004 inductee into the Rhode Island Italian-American Hall of Fame...named All-State in baseball, track, basketball and volleyball at Bishop Hendricken High School in Warwick, RI...is one of five Rhode Island natives to be selected in the first round of the regular phase of the June Draft, along with pitcher John LaRose (Boston, 1970), infielder Bill Almon (San Diego, 1974), pitcher Pat Combs (Philadelphia, 1988) and infielder Paul Konerko (Los Angeles-NL, 1994)...is a fan of the TV show Twin Peaks...favorite bands include Phish and Grateful Dead.

MANAGERIAL CAREER: 2022 marked Baldelli's fourth career season as a major league manager...has a career managerial record of 288-258 (.527) in four seasons, all with the Twins...is one of eight managers in team history (since 1961) with 250 victories, while his .527 winning percentage is third best among those who have managed the club for at least three seasons (behind only Sam Mele - .548 and Bill Rigney - .531)...**2022:** Recorded 250th career managerial victory with a 6-0 win on June 25 vs. Colorado...ejected for sixth time in career on May 14 vs. Cleveland, arguing an obstruction call that awarded Andrés Giménez second base after a hit off the wall and collision with first baseman Jose Miranda, while rounding first base...ejected for seventh career time on June 7 vs. New York-AL, arguing a foul tip off the bat of Max Kepler that was called a strike after missing Kepler's bat...ejected for eighth time in career on August 7 vs. Toronto, arguing a home plate collision violation call, when Gary Sánchez was called for obstructing the running lane of Whit Merrifield...ejected for ninth time in career on August 23 at Houston after arguing whether or not he made an official mound visit to Aaron Sanchez during a benches-clearing incident; pitching coach Pete Maki soon after visited the mound and was then told as a result of the visit that Sanchez had to be removed from the game...**2021:** Entered 2021 season with a managerial record of 137-85 (.617); his winning percentage was best in baseball among managers with at least 200 games...ejected twice on season (4th and 5th of career): May 19 vs. Chicago-AL, following ejection of Tyler Duffey (throwing behind Yermín Mercedes) and September 13 vs. New York-AL (balls and strikes)...left team for series in Cleveland from September 6-9 to attend the birth of his daughter, Louisa, on September 6 in Minneapolis...recorded 200th career win on September 11 vs. Kansas City at Target Field, becoming the ninth manager to reach 200 with the Twins...**2020:** Ejected for third time in managerial career September 15 at Chicago-AL by umpire Will Little, arguing balls and strikes from the dugout...led club to second-straight AL Central title, joining Ron Gardenhire (2002-03) as the only managers in club history to lead their clubs to consecutive division titles in first two seasons...**2019:** Earned first career managerial win on Opening Day March 28 vs. Cleveland in a Twins 2-0 victory...led the Twins to the second-highest win total in franchise history before the All-Star Break (56), three wins shy of the 1969 Twins (59)...suffered first career ejection April 15 vs. Toronto by umpire Mike Estabrook for arguing balls and strikes...second career ejection July 23 vs. New York-AL by umpire Ramon De Jesus, also for arguing balls and strikes...earned 92nd win September 16 vs. Chicago-AL, joining Alex Cora (103) and Aaron Boone (92) as the only active managers at the time to reach 92 wins in first 150 games managed...earned 100th managerial win September 27 at Kansas City in a seven-inning, rain-shortened 6-2 victory, becoming the winningest first-year manager in Twins/Senators franchise history...was also the seventh first-year manager in baseball history to reach 100 wins...finished fifth among that group with 101 wins in his first season...guided the Twins to a 101-61 record, the second-most wins in Minnesota history, behind only the 1965 American League Champions (102-60)...Twins won the American League Central Division title; he joined Billy Martin (1969), Bill Rigney (1970) and Ron Gardenhire (2002) in becoming the fourth Minnesota skipper to lead the team to the Postseason in his first year at the helm...named AL Manager of the Year by the BBWAA, second time in AL (Texas' Jeff Banister in 2015) and eighth time overall that the award went to a manager in his first full season...was the fourth time in club history for a manager to win the award, joining Paul Molitor (2017), Ron Gardenhire (2010) and Tom Kelly (1991); Baldelli, Molitor and Gardenhire marked the first time in baseball history for three managers from one club to win the award in the same decade...finished the ballot with 106 voting points (13 first-place votes, 13 second-place votes and two third-place votes)...named "Coach of the Year" at the 2019 Minnesota Sports Awards, an event that recognizes outstanding achievements of high school, collegiate and professional athletes in Minnesota.

PROFESSIONAL MANAGING/COACHING TIMELINE

2019-22 MINNESOTA MANAGER
2018 TAMPA BAY MAJOR LEAGUE FIELD COORDINATOR
2015-17 TAMPA BAY FIRST BASE COACH
2011-14 Tampa Bay Special Assistant, Baseball Ops.

POSTSEASON MANAGERIAL CAREER: Won American League Central in 2019 and traveled to New York for a best-of-five ALDS against New York...swept in three games, losing the first two at Yankee Stadium by scores of 10-4 and 8-2, then lost Game 3 at Target Field 5-1...won AL Central again in 2020 and was swept in a best-of-three Wild Card Series at Target Field by Houston, losing by scores of 4-1 and 3-1.

COACHING CAREER HIGHLIGHTS: 2018 marked Baldelli's fourth season as a major league coach and first as Tampa Bay's Major League Field Coordinator, a newly-created position that was finalized November 17, 2017...in that role, he assisted Manager Kevin Cash and Bench Coach Charlie Montoyo during the game, worked with outfielders and focused on continued development of major league players...he spent the previous three seasons as Tampa Bay's first base coach from 2015-17, and at 33 years old when named to the post on December 19, 2014, he still remains the youngest coach in Rays history, supplanting Billy Hatcher, who was 37 as the first base coach for the inaugural Devil Rays in 1998...prior to joining the coaching staff, he spent four seasons (2011-14) in the Rays organization as a special assistant in baseball operations, a position he accepted in January of 2011 upon retiring from an 11-year career as an outfielder.

PLAYING CAREER: Played seven seasons in the major leagues, six with Tampa Bay (2003-04, 2006-08 & 2010) and one in Boston (2009)...selected by Tampa Bay in the first round (6th overall) of the 2000 First-Year Player Draft.

- Finished third in the 2003 AL Rookie of the Year balloting behind Kansas City's Angel Berroa and New York-AL's Hideki Matsui...received five first-place votes...led AL rookies in batting average (.289), runs (89) and triples (8).
- His 27 stolen bases and 184 hits were each one shy of Ted Williams' rookie season...his .289 average remains the club record for a rookie.
- Recorded 39 hits in his first month in the major leagues (April 2003), still a club record for any player in April...was one of 10 rookies since 1931 to lead the AL in outfield assists (15); was the last to do it until Texas' Adolis Garcia (16, T-1st in MLB) did so in 2021.
- In his first two seasons, hit .285 (329-for-1155) with 27 home runs and 44 stolen bases.
- Missed the entire 2005 season due to knee and elbow surgeries, and was limited by injuries for the rest of career...was ultimately forced to retire at the age of 29 in 2010.
- Played final game in Game 1 of the 2010 ALDS vs. Texas.
- Drove in the go-ahead run in the Rays 3-1 win in Game 7 of the 2008 ALCS vs. Boston, a fifth inning single off Jon Lester.
- Is one of seven players in Rays history to hit a home run in the World Series, coming in Game 5 at Philadelphia in 2008 off Ryan Madson.
- His only year outside the Rays organization was 2009, when he signed as a free agent with the Red Sox.

BALDELLI'S RECORD AS MANAGER						
YEAR	CLUB	LEAGUE	POSITION	WON	LOST	PCT.
2019	Minnesota	American League	First in AL Central	101	61	.623
2020	Minnesota	American League	First in AL Central	36	24	.600
2021	Minnesota	American League	Fifth in AL Central	73	89	.451
2022	Minnesota	American League	Third in AL Central	78	84	.481
Major League Totals				288	258	.527

BALDELLI'S BATTING RECORD																			
YEAR	CLUB	AVG	G	AB	R	H	2B	3B	HR	RBI	SH	SF	HBP	BB	SO	SB	CS	OBP	OPS
2000	Princeton	.216	60	232	33	50	9	2	3	25	2	0	5	12	56	11	3	.269	.579
2001	Charleston	.249	113	406	58	101	23	6	8	55	5	6	11	23	89	25	9	.303	.697
2002	Durham	.292	23	96	13	28	6	1	3	7	2	0	0	0	23	2	5	.292	.761
	Orlando	.371	17	70	10	26	3	1	2	13	0	3	2	5	11	3	2	.413	.941
	Bakersfield	.333	77	312	63	104	19	1	14	51	4	1	7	18	63	21	6	.382	.917
2003	TAMPA BAY	.289	156	637	89	184	32	8	11	78	3	6	8	30	128	27	10	.326	.742
2004	TAMPA BAY	.280	136	518	79	145	27	3	16	74	3	6	8	30	88	17	4	.326	.762
2006	Durham	.404	12	47	7	19	5	0	0	4	0	0	0	4	10	0	1	.451	.962
	TAMPA BAY	.302	92	364	59	110	24	6	16	57	0	2	7	14	70	10	1	.339	.871
2007	Durham	.125	2	8	2	1	0	0	1	1	0	0	0	1	2	0	0	.222	.722
	Vero Beach	.000	2	5	1	0	0	0	0	0	0	0	0	1	1	0	0	.167	.167
	TAMPA BAY	.204	35	137	16	28	6	0	5	12	1	0	3	9	35	4	1	.268	.626
2008	Montgomery	.297	13	37	6	11	1	0	3	8	0	0	1	6	7	0	1	.409	.977
	Vero Beach	.216	11	37	3	8	1	0	2	8	0	0	1	4	10	2	0	.310	.715
	TAMPA BAY	.263	28	80	12	21	5	0	4	13	0	0	3	7	25	0	0	.344	.819
2009	Pawtucket	.077	4	13	1	1	0	0	0	1	0	1	1	0	5	0	0	.133	.210
	BOSTON	.253	62	150	23	38	4	1	7	23	0	1	2	11	37	1	0	.311	.744
2010	Durham	.273	11	44	7	12	3	0	2	8	0	2	1	1	11	0	0	.292	.769
	Charlotte	.283	12	46	6	13	4	0	0	6	0	0	0	1	11	0	0	.298	.667
	TAMPA BAY	.208	10	24	3	5	1	0	1	5	0	0	0	1	5	1	0	.240	.615
Minor League Totals		.276	357	1353	210	374	74	11	38	187	13	13	29	76	299	64	27	.326	.757
Major League Totals		.278	519	1910	281	531	99	18	60	262	7	15	31	102	388	60	16	.323	.766

BALDELLI'S DIVISION SERIES RECORD

YEAR	OPPONENT	AVG	G	AB	R	H	2B	3B	HR	RBI	SH	SF	HBP	BB	SO	SB	CS	OBP	OPS
2008	Chicago-AL	.200	8	20	4	4	0	0	2	6	0	0	0	3	5	0	0	.304	.804
2010	Texas	.000	1	3	0	0	0	0	0	0	0	0	0	0	2	0	0	.000	.000
Division Series Record		.091	9	23	4	4	0	0	2	6	0	0	0	3	7	0	0	.167	.258

BALDELLI'S LEAGUE CHAMPIONSHIP SERIES RECORD

YEAR	OPPONENT	AVG	G	AB	R	H	2B	3B	HR	RBI	SH	SF	HBP	BB	SO	SB	CS	OBP	OPS
2008	Boston	.333	2	6	1	2	0	0	1	4	0	0	0	1	3	0	0	.429	1.262

BALDELLI'S WORLD SERIES RECORD

YEAR	OPPONENT	AVG	G	AB	R	H	2B	3B	HR	RBI	SH	SF	HBP	BB	SO	SB	CS	OBP	OPS
2008	Philadelphia	.167	3	6	1	1	0	0	1	1	0	0	0	1	2	0	0	.286	.952

TWINS MANAGERS

MANAGERS	SEASONS	FINISHES	WON	LOST	PCT.
Cookie Lavagetto*	1961	9th	25	41	.379
Sam Mele*	1961-67	7th-2nd-3rd-6th-1st-2nd-6th	522	431	.548
Cal Ermer*	1967-68	2nd-7th	145	129	.529
Billy Martin*	1969	1st	97	65	.599
Bill Rigney*	1970-72	1st-5th-3rd	208	184	.531
Frank Quilici*	1972-75	3rd-3rd-3rd-4th	280	287	.494
Gene Mauch*	1976-80	3rd-4th-4th-4th-4th	378	394	.490
Johnny Goryl	1980-81	3rd-6th	34	38	.472
Billy Gardner	1981-85	(7th-4th)-7th-5th-2nd-6th	268	353	.432
Ray Miller*	1985-86	4th-7th	109	130	.456
Tom Kelly	1986-2001	6th-1st-1st-5th-7th-1st-2nd-5th-4th-5th-4th-4th-5th-5th-2nd	1140	1244	.478
Ron Gardenhire	2002-14	1st-1st-1st-3rd-1st-3rd-2nd-1st-1st-5th-5th-4th-5th	1068	1039	.507
Paul Molitor	2015-18	2nd-5th-2nd-2nd	305	343	.471
Rocco Baldelli	2019-22	1st-1st-5th-3rd	288	258	.527

* - Deceased





35 HANK CONGER



FIRST BASE / CATCHING

NAMED FIRST BASE COACH ON DECEMBER 10, 2021

B/T: S/R
Born: 1/29/1988 in Federal Way, WA

Resides: Huntington Beach, CA
School: Huntington Beach High School

PERSONAL: Hyun Choi Conger...Twitter: @PandaCrusher35...wife, Kristin...daughter, Kenna (8/22/22)...born in Federal Way, Washington (about 25 miles south of Seattle), but both parents were born in South Korea and met in Alaska...his mother, Eun, immigrated to the U.S. in 1986...she is a bookkeeper and a former flight attendant for Korean Airlines...his father, Yun, is presently an oil refinery supervisor for Marathon Oil...Yun was adopted and raised by his maternal aunt Chun Hee and her husband Adrian Conger, a member of the U.S. Air Force from Georgia...when Yun was a youngster, they moved from Korea to Duluth, MN, one of a number of military stops along the way...the 5'8" Yun played amateur basketball and had a tryout with the Sacramento Kings...it was his grandfather who also gave him the Hank moniker because he liked Hank Aaron and "because I couldn't say Hyun"...as a 12-year-old, hit 33 homers in 38 games and helped lead his Huntington Beach Little League team to within one win of the Little League World Series in 2000; his dad coached that team...began switch-hitting as a freshman in high school and started catching as a sophomore...is a natural left-handed hitter...Hank was prepared to attend the University of Southern California on a full athletic scholarship and promised his mother he would attend USC if he wasn't selected in the first round of the 2006 June Draft...he was taken 25th overall, chosen by his hometown Angels, five picks before the start of the second round...his nickname is Panda Crusher, which is also his Twitter handle...favorite TV show is Parks and Recreation.

COACHING CAREER HIGHLIGHTS: 2022 marked his first major league coaching assignment...assists Baldelli and staff with catching instruction...joined the Lotte Giants coaching staff of the Korea Baseball Organization on December 24, 2019 and was the club's catching and bench coach from 2020-21.

PROFESSIONAL COACHING TIMELINE

2022.....MINNESOTA FIRST BASE COACH
2020-21.....Lotte Giants (KBO) Catching/Bench Coach

PLAYING CAREER: Played seven seasons with Los Angeles-AL (2010-14), Houston (2015) and Tampa Bay (2016), hitting .221 (224-for-1013) with 50 doubles, two triples, 31 home runs, 114 RBI, 94 runs scored and 97 walks in 373 games...in 2014, Baseball Prospectus ranked him third in the majors in their pitch-framing metric, behind Milwaukee's Jonathan Lucroy and Seattle's Mike Zunino...in 2013, helped guide the Angels pitching staff to a 3.68 ERA during his 71 games behind the plate...according to StatCorner.com, his pitch framing saved a total of 18.1 runs above an average major league catcher...that mark ranked fifth in the majors...threw out 24.2 % of runners attempting to steal (15-for-62)...made major league debut with the Angels in 2010 as a September call up...in his first game on September 11 he pinch-hit for Hideki Matsui...named the MVP of the 2010 All-Star Futures Game at Angel Stadium, after catching five innings and hitting a three-run homer in the U.S. team's 9-1 victory...spent the 2009 season with Double-A Arkansas, and ranked seventh in the Texas League with a .295 (135-for-458) average...named a Texas League Midseason and Postseason All-Star...following the season, was ranked by *Baseball America* as the Angels No. 1 prospect, Best Hitter for Average and Best Strike-Zone Discipline...ranked by *Baseball America* as the No. 79 overall prospect in baseball heading into the 2008 season...in his first professional season in 2006, hit .319 (22-for-69) in 19 games with the Rookie-Level AZL Angels before breaking the hamate bone in his right wrist...ranked by *Baseball America* as the No. 1 prospect in the Arizona League and the No. 6 prospect in the Angels system following the season...selected by Los Angeles-AL in the first round (25th overall) of the 2006 First-Year Player Draft; signed by scout Bobby DeJardin.

CONGER'S PLAYING RECORD

YEAR	CLUB	AVG	G	AB	R	H	2B	3B	HR	RBI	SH	SF	HBP	BB	SO	SB	CS	OBP	OPS
2006	AZL Angels	.319	19	69	11	22	3	4	1	11	0	0	0	7	11	1	0	.382	.903
2007	AZL Angels	.267	3	15	2	4	1	0	0	3	0	0	0	0	3	0	0	.267	.600
	Cedar Rapids	.290	84	290	33	84	20	0	11	48	2	5	2	21	48	9	4	.336	.809
2008	Rancho Cucamonga	.303	73	294	47	89	20	2	13	75	0	7	3	14	55	2	1	.333	.850
2009	Arkansas	.294	123	459	61	135	20	3	11	68	3	6	2	55	68	3	2	.368	.790
2010	Salt Lake	.300	108	387	56	116	26	2	11	49	5	4	1	55	58	0	2	.385	.847
	LOS ANGELES-AL	.172	13	29	2	5	1	1	0	5	0	0	0	5	9	0	0	.294	.570
2011	Salt Lake	.300	27	100	14	30	4	0	5	26	2	0	0	12	18	0	0	.375	.865
	LOS ANGELES-AL	.209	59	177	14	37	8	0	6	19	2	0	1	17	37	0	0	.282	.638
2012	Salt Lake	.295	67	264	48	78	17	0	10	42	0	2	3	19	49	2	0	.347	.821
	LOS ANGELES-AL	.167	7	18	0	3	0	0	0	1	1	1	1	1	0	0	0	.238	.405
2013	LOS ANGELES-AL	.249	92	233	23	58	13	1	7	21	0	1	4	17	61	0	1	.310	.713
2014	LOS ANGELES-AL	.221	80	231	24	51	12	0	4	25	4	1	2	22	57	0	2	.293	.618
2015	HOUSTON	.229	73	201	25	46	11	0	11	33	1	2	2	23	63	0	1	.311	.759
2016	Durham	.165	30	109	7	18	4	1	3	11	1	1	1	4	24	0	0	.200	.503
	TAMPA BAY	.194	49	124	6	24	5	0	3	10	1	0	0	12	40	0	0	.265	.571
2017	Reno	.239	58	180	20	43	8	1	6	40	0	4	1	21	45	0	0	.316	.710
	Minor League Totals	.286	592	2167	299	619	123	13	71	373	13	29	13	208	379	17	9	.348	.800
	Major League Totals	.221	373	1013	94	224	50	2	31	114	9	5	10	97	267	0	4	.294	.660



46 TONY DIAZ



ASST. BENCH COACH

NAMED ASSISTANT BENCH COACH ON DECEMBER 10, 2021

B/T: R/R
Born: 1/23/1977 in Santo Domingo, DR

Resides: Scottsdale, AZ
School: Florida International University

PERSONAL: Antonio Manuel Diaz...has two children: daughter, Gabriela, and son, Anthony...Gabriela interned with MLB Commissioner's office in summer of 2022...Tony was named Athlete of the Year and Defensive Player of the Year at Gulf Coast Community College in 1995, hitting .349 with six home runs and 26 stolen bases...graduated from Florida International University in 1999 with a bachelor's degree in Marketing...was awarded the Excellence Award in 1998 while at Florida International...authored the manual "Practical English for Latin Players" to help Latin baseball players diminish their language barrier...enjoys reading leadership books, watching motivational videos and doing baseball clinics for young children...was recruited to play professional baseball by the late Don Odermann, who was the founder of the Latin Athletes Education Fund...played at the Gulf Coast Community College for Darren Mazerowski, son of Pirates Hall of Famer Bill Mazerowski...favorite movie is "For Love of the Game"...favorite TV show is Friends.

COACHING CAREER HIGHLIGHTS: 2022 marked fourth season as a coach for the Twins and 23rd season as a coach at some capacity at the professional level...moved to an assistant bench coach role with the Twins in December of 2021 after serving as the club's third base coach from 2019-21...also assists Baldelli and staff with infield instruction...spent two seasons as Colorado's first base coach (2017-18)...managed the Salt River Rafters in the Arizona Fall League in 2016...managed seven seasons in Colorado's organization, five seasons for Rookie-Casper (2007-11) and one with Rookie-Grand Junction (2012)...compiled a record of 193-257, including a record of 43-33 (.566) in his lone season in Grand Junction (2012)...was inducted into the Pioneer League Hall of Fame the following year...prior to becoming a manager, spent six seasons as the hitting coach for Casper (2001-06)...named Colorado's Player Development "Man of the Year" in 2002...began his minor league coaching career as the hitting coach for the Tucson Rockies in the Arizona Rookie League in 2000...prior to coaching in the minor leagues, was the assistant coach at both Columbus (1999) and Braddock (1998) High Schools in South Florida...assisted in the Rockies Dominican Instructional League every season with Colorado's organization...managed the Tigres de Licey in the Dominican Winter League during the 2021-22 offseason, served as the third base coach and bench coach for Gigantes del Cibao in the Dominican Winter League during the 2015-16 season and as the third base coach for the Toros del Este of the Dominican Winter League during the 2012-13 season.

PROFESSIONAL COACHING/MANAGING TIMELINE

2022.....	MINNESOTA ASSISTANT BENCH COACH
2019-21.....	MINNESOTA THIRD BASE COACH
2017-18.....	COLORADO FIRST BASE COACH
2013-16.....	Rookie-Level Grand Junction Supervisor of Development
2012.....	Rookie-Level Grand Junction Manager
2007-11.....	Rookie-Level Casper Manager
2001-06.....	Rookie-Level Casper Hitting Coach
2000.....	AZ Rookie League-Tucson Hitting Coach

PLAYING CAREER: Played shortstop for one season before suffering a career-ending shoulder injury in 1996...selected by California in the 46th round of the 1995 First-Year Player Draft; signed by scout Tom Kotchman.

DIAZ'S RECORD AS MANAGER

YEAR	CLUB	LEAGUE	POSITION	WON	LOST	PCT.
2007	Casper	Pioneer	4th in division/4th in division	22	53	.293
2008	Casper	Pioneer	2nd in division/4th in division	36	37	.493
2009	Casper	Pioneer	4th in division/4th in division	28	46	.378
2010	Casper	Pioneer	3rd in division/3rd in division	37	39	.487
2011	Casper	Pioneer	4th in division/3rd in division	27	49	.355
2012	Grand Junction	Pioneer	4th in division	43	33	.566
Minor League Totals				193	257	.429



63 RUDY HERNANDEZ

HITTING COACH

NAMED HITTING COACH ON NOVEMBER 12, 2014

B/T: R/R
Born: 4/9/1965 in Turmero, VZ

Resides: Maracay, VZ

PERSONAL: Rodolfo Jesus Hernandez...wife, Andrea...son, Bryan...resides in Maracay, VZ...nickname is "Poppy," given to him by a broadcaster for Magallanes in the Venezuelan Winter League.

COACHING CAREER HIGHLIGHTS: 2022 marked 27th season in Twins organization and 22nd in a coaching capacity...was elevated to hitting coach in the 2019-20 offseason, after serving as assistant hitting coach for five seasons (2015-19)...shares hitting coach duties with David Popkins...in 2019, the Twins set 17 team or individual single-season franchise records, including all-time MLB marks for home runs (307), individual (33) and team (87) multi-homer games, most players with 20-plus homers (8) and 30-plus homers (5), most team five-homer games (11) and most home runs as a catcher (44)...Twins also set a franchise record with 939 runs scored and the Minnesota-era standard with a .494 team slugging percentage...the 2017 club scored 815 runs, the sixth most in Twins history; they hit 206 home runs, the fourth most in club history...named Appalachian League Manager of the Year after a 41-22, first place finish with Rookie-Elizabethton in 2001...managed San Joaquin in Venezuelan Summer League in 2000...managed Aragua in Venezuelan Winter League in 1999 and 2000...has career minor league managerial record of 139-102 (.577).

PROFESSIONAL COACHING/MANAGING TIMELINE

2020-22	MINNESOTA HITTING COACH
2015-19	MINNESOTA ASSISTANT HITTING COACH
2013-14	GCL Twins Coach
2012	Double-A New Britain Coach
2011	GCL Twins Coach
2010	Double-A New Britain Coach
2009	GCL Twins Coach
2005-08	Single-A Beloit Coach
2004	Single-A Quad City Coach
2002-03	GCL Twins Manager
2001	Rookie-Elizabethton Manager
1996-2000	Instructor at Twins Venezuelan Academy

PLAYING CAREER: Played five seasons in New York Mets system (1987-91), hitting .250 (410-for-1637) with 55 doubles, 14 triples, three home runs and 156 RBI in 493 games...played second base and third base...played four seasons of summer ball in Venezuela, 1993-96...played in Mexican League in 1992...signed by New York-NL as an undrafted free agent in 1986.

HERNANDEZ'S PLAYING RECORD

YEAR	CLUB	AVG	G	AB	R	H	2B	3B	HR	RBI	SH	SF	HB	BB	SO	SB	CS	E	OBP
1987	Kingsport	.264	66	216	33	57	10	1	2	27	4	2	1	31	41	8	3	22	.356
1988	Kingsport	.296	72	284	52	84	14	3	1	54	3	0	2	44	38	15	7	18	.394
1989	St. Lucie	.250	115	348	49	87	8	5	0	23	11	2	2	22	50	14	10	16	.297
1990	Jackson	.242	123	443	63	107	14	5	0	30	7	4	3	41	61	32	16	13	.308
1991	Williamsport	.217	117	346	38	75	9	0	0	22	6	2	0	67	69	25	14	21	.342
Minor League Totals		.250	493	1637	235	410	55	14	3	156	31	10	8	205	259	94	50	90	.335

HERNANDEZ'S RECORD AS MANAGER

YEAR	CLUB	LEAGUE	POSITION	WON	LOST	PCT.
2000	San Joaquin	Venezuelan Summer	2nd in division	35	24	.593
2001	Elizabethton	Appalachian	1st in division	41	22	.651
2002	GCL Twins	Gulf Coast	2nd in division	35	25	.583
2003	GCL Twins	Gulf Coast	3rd in division	28	31	.475
Minor League Totals				139	102	.577



88 PETE MAKI

PITCHING COACH

NAMED PITCHING COACH ON JULY 1, 2022

B/T: L/L
Born: 7/29/1982 in Lufkin, TX

Resides: Durham, NC
School: Franklin & Marshall College

PERSONAL: Born in Lufkin, TX and grew up in Bradford, PA...wife, Lisa...sons, William, Cal and Lyle...attended Nonnewaug High School in Woodbury, CT, where he graduated second in his class and was an All-State choice his senior year...is a 2004 graduate of Franklin & Marshall College in Lancaster, PA, where he lettered four seasons as a left-handed pitcher...earned a bachelor's degree in psychology and sociology...additionally, Maki pitched in the Cape Cod League and NECBL during his collegiate career.

COACHING CAREER HIGHLIGHTS: 2022 marked third season as major league coach...named pitching coach upon Wes Johnson's departure for Louisiana State University in late June of 2022...was elevated to that role from bullpen coach, a position he had held since 2020...joined Twins organization prior to the 2018 season and spent two seasons as the Twins' minor league pitching coordinator; oversaw the Twins minor league pitching corps that led all of MiLB in FIP (3.41) in 2019...spent two seasons (2016-17) at Duke University as an assistant coach...joined the Duke staff in July of 2015 and served as the team's pitching coach, helping the 2016 Blue Devils make the program's first NCAA tournament appearance since 1963...that season, Duke's pitching staff ranked fourth in the Atlantic Coast Conference with a 3.79 ERA, while three Blue Devil pitchers were selected in the 2016 First-Year Player Draft...had an eight-year stay at Columbia University from 2008-15, the first four as assistant coach before being promoted to associate head coach in 2012; also served as recruiting coordinator...the Lions captured four Ivy League titles during his tenure and had a pitcher taken in the First-Year Player Draft in each of his final four seasons, after having a total of six pitchers drafted in program history prior to his time on campus...served as an assistant coach at the University of New Haven from 2006-07.

PLAYING CAREER: Pitched for Franklin & Marshall College...as a senior, recorded six saves, posted a team-best 3.42 ERA and was named the squad's Cy Young award winner...additionally, Maki pitched in the prestigious Cape Cod League and the New England Collegiate Baseball League during his collegiate career.

PROFESSIONAL COACHING/MANAGING TIMELINE


2022	MINNESOTA PITCHING COACH
2022	MINNESOTA BULLPEN COACH
2021	MINNESOTA BULLPEN COACH
2020	MINNESOTA INTERIM BULLPEN COACH
2018-19	Minnesota Minor League Pitching Coordinator
2015-17	Duke University Pitching Coach
2008-15	Columbia University Associate Head Coach
2006-07	University of New Haven Assistant Coach

TWINS ALL-TIME COACHES

Allen, Neil.....2015-17	*Lemon, Jim.....1965-67, '81-84	*Robertson, Sherry.....1970
Alston, Garvin.....2018	Liddle, Steve.....2002-12	Rodgers, Bob.....1970-74
Anderson, Rick.....2002-14	*Lopat, Ed.....1961	*Rowe, Ralph.....1972-75
*Baker, Floyd.....1961-64	*Lyons, Eddie.....1976	Rowson, James.....2017-19
*Bell, Mike.....2020	Maki, Pete.....2020-22	*Sain, John.....1965-66
Brunansky, Tom.....2013-16	*Maltzberger, Gordon.....1962-64	Shellenback, Jim.....1983
*Case, George.....1968	*Martin, Billy.....1965-68	Shelton, Derek.....2018-20
Conger, Hank.....2022	McClure, Bob.....2020	*Silvera, Charlie.....1969
*Crosetti, Frank.....1970-71	*McCullough, Clyde.....1961	*Stange, Lee.....1975
Crowley, Terry.....1991-98	*McMahon, Don.....1976-77	Steinbach, Terry.....2013-14
Cuellar, Bobby.....2013-14	*Mele, Sam.....1961	*Stelmazek, Rick.....1981-2012
Davis, Butch.....2015-16	Molitor, Paul.....2000-01, '14	*Strickland, George.....1962
Diaz, Tony.....2019-22	Morgan, Kevin.....2021	Smith, Jeff.....2017-18
Evers, Bill.....2019-21	*Morgan, Vern.....1969-75	Such, Dick.....1985-2001
*Fitz Gerald, Ed.....1962-64	*Naragon, Hal.....1963-66	Suggs, Colby.....2022
*Fowler, Art.....1969	Newman, Al.....2002-05	*Terwilliger, Wayne.....1986-94
Gardenhire, Ron.....1991-2001	Nossek, Joe.....1976	Tingler, Joyce.....2022
Gardner, Billy.....1981	Oldis, Bob.....1968	Uilger, Scott.....1995-2014
Glynn, Gene.....2015-18	Oliva, Tony.....1976-78, '85-91	Varela, Edgar.....2020-21
Goryl, Johnny.....1968-69, '79-80	Pascual, Camilo.....1978-80	Vavra, Joe.....2006-17
*Grisson, Marv.....1970-71	Pickler, Jeff.....2017-18	Watkins, Tommy.....2019-22
Guardado, Eddie.....2015-18	*Podres, Johnny.....1981-85	White, Jerry.....1999-2012
Hefner, Jeremy.....2019	Popkins, David.....2022	Worthington, Al.....1972-73
Hernandez, Rudy.....2015-22	*Quilici, Frank.....1971-72	*Wynn, Early.....1967-69
Johnson, Wes.....2019-22	Ramirez, Luis.....2022	*Zimmerman, Jerry.....1967, '76-80
Kelly, Tom.....1983-86	Randall, Bobby.....1980	(* - deceased)
*Kuehl, Karl.....1977-82	Renick, Rick.....1987-90	



79 DAVID POPKINS



HITTING COACH

NAMED HITTING COACH ON NOVEMBER 8, 2021

B/T: R/R
Born: 11/16/1989 in San Diego, CA

Resides: Carlsbad, CA
School: University of California, Davis

PERSONAL: David Joseph Popkins...born and raised in San Diego, CA, where he attended St. Augustine High School...he and his fiancée, Hannah, have an Australian shepherd named Kahlua...is a big UFC fan...in his free time, he enjoys working out, playing video games and going to breweries.

COACHING CAREER HIGHLIGHTS: 2022 marked first season coaching at the major league level and second season at a professional level (3rd year)...shares hitting coach duties with Rudy Hernandez...spent 2021 as hitting coach for the Great Lakes Loons, Los Angeles-NL's High-A team...under his direction, the Loons led the High-A Central Division in home runs (187), slugging percentage (.456) and OPS (.800) last season; the club's 187 homers were third most among the 90 Single-A and Double-A clubs, while the .800 OPS ranked sixth...was previously assigned as hitting coach for the Rookie Arizona League Dodgers in 2020 prior to the cancellation of the minor league season.

PROFESSIONAL COACHING/MANAGING TIMELINE

2022 MINNESOTA HITTING COACH
2021 High-A Great Lakes (LAD) Hitting Coach
2020 Rookie AZL Dodgers Hitting Coach

PLAYING CAREER: Played two seasons at the University of California, Davis and was a First Team All-Big West Conference selection in 2010 and '11...signed with St. Louis as a non-drafted free agent on June 18, 2012 and spent three seasons in the Cardinals' minor league system, reaching Double-A...batted .278 (237-for-854) with 48 doubles, 11 triples, 14 home runs, 96 RBI and a .755 OPS in 256 career minor league games...his best season came in 2013, hitting a combined .310 (111-for-358) with 21 doubles, six triples, six home runs, 45 RBI, 27 walks and 50 runs scored in 97 games between Low-A Peoria and High-A Palm Beach...that included .317/.377/.463 (111-for-350) with 21 doubles, six triples, six home runs, 45 RBI, 27 walks, 49 runs scored and an .840 OPS in 93 games for Palm Beach...ranked second in the Florida State League in batting average, fourth in slugging percentage and fifth in on base percentage...also posted two 13-game hitting streaks during the season (May 31-June 17, .542, 26-for-48 and July 4-21, .400, 22-for-55)...ranked among Cardinals minor league leaders in batting average (.310, 3rd), on base percentage (.371, 9th), slugging (.463, 9th) and OPS (.834, 7th)...his manager in 2014 at Double-A Springfield was former St. Louis manager Mike Shildt...finished his playing career with three seasons in independent leagues, playing for Washington (Frontier League, 2015-16) and Sioux Falls (American Association, 2017)...hit 20 homers for Washington in 2015, finishing the season fourth in the Frontier League.

POPKINS' PLAYING RECORD

YEAR	CLUB	AVG	G	AB	R	H	2B	3B	HR	RBI	SH	SF	HBP	BB	SO	SB	CS	OBP	OPS
2012	GCL Cardinals	.353	21	51	6	18	5	1	0	7	0	0	4	3	11	0	2	.431	.921
	Batavia	.243	23	74	11	18	6	1	1	10	1	2	2	9	17	1	2	.333	.725
2013	Peoria	.000	4	8	1	0	0	0	0	0	0	0	1	0	3	0	0	.111	.111
	Palm Beach	.317	93	350	49	111	21	6	6	45	9	2	8	27	78	9	7	.377	.840
2014	Palm Beach	.242	25	95	13	23	4	2	2	10	1	0	2	4	20	0	1	.287	.677
	Springfield	.243	90	276	31	67	12	1	5	24	5	2	7	26	70	4	3	.322	.669
2015	Washington	.232	93	311	55	72	17	4	20	46	2	3	6	59	116	4	1	.361	.866
2016	Washington	.281	94	306	45	86	26	3	15	48	0	5	11	60	85	5	5	.411	.944
2017	Sioux Falls	.107	7	28	0	3	1	0	0	2	0	0	0	2	15	0	0	.167	.310
Minor League Totals		.278	256	854	111	237	48	11	14	96	16	6	24	69	199	14	15	.346	.755
Independent Totals		.250	194	645	100	161	44	7	35	96	2	8	17	121	216	9	6	.378	.880



91 LUIS RAMIREZ



ASST. PITCHING COACH

NAMED ASSISTANT PITCHING COACH ON NOVEMBER 8, 2021

B/T: R/R
Born: 6/20/1973 in Valencia, VZ

Resides: Valencia, VZ

PERSONAL: Luis Eugenio Ramirez...resides in Valencia, VZ...wife, Virginia...daughters, Vianka Victoria and Vivian Victoria...parents are named Eugenio Erasmo and Maria Esperanza.

COACHING CAREER HIGHLIGHTS: 2022 marked first season coaching at major league level...assists Baldelli and staff with spanish speaking players, interpreting scouting reports...has been in a coaching/instructing role in the Twins organization since the 2006 season...served as co-pitching coach for Double-A Wichita in 2021...the Wind Surge pitching staff ranked fifth in Double-A with 1,210 strikeouts and fourth in the Double-A Central Division with a 4.35 ERA...was slated to be the pitching coach for Double-A Pensacola in 2020 prior to the cancellation of the minor league season...served in the same capacity at High-A Fort Myers in 2019 and for Rookie-level Elizabethton from 2015-18...also served as pitching coach for the Salt River Rafterers of the Arizona Fall League in 2019...spent two seasons as a coach for the GCL Twins from 2013-14, and was the organization's rehab pitching coordinator in 2014...was the pitching coordinator for the Twins Venezuelan Academy for eight years from 2006-13...coached in the Venezuelan Winter League for Tigres de Aragua from 2006-17...was also a Caribbean Series bullpen coach for the Tigres four times.

PLAYING CAREER: Pitched in parts of 15 seasons of professional baseball in the United States, Venezuela, Colombia and Taiwan...initially signed with New York-AL and spent 1991-92 with the Rookie-level Gulf Coast League Yankees, going 1-6, 5.15 ERA (50.2 IP, 29 ER) with 19 walks and 35 strikeouts in 30 games (2 starts)...spent the next 12 seasons in various independent leagues around the world, including a stop with the Uni-President Lions of Taiwan's Chinese Professional Baseball League in 1999 (0-2, 3.42 ERA, 15 G/1 GS, 6 BB, 9 K) and several stints in the Texas-Louisiana League (1997, '99)...was used primarily as a relief pitcher during his entire career.

PROFESSIONAL COACHING/MANAGING TIMELINE

2022	MINNESOTA ASSISTANT PITCHING COACH
2021	Double-A Wichita Pitching Coach
2020	Double-A Pensacola Pitching Coach
2019	High-A Fort Myers Pitching Coach
2019	Salt River Rafterers (AFL) Pitching Coach
2015-18	Rookie-Elizabethton Pitching Coach
2013-14	GCL Twins Coach
2006-13	Pitching Coordinator, Twins Venezuelan Academy

RAMIREZ'S PITCHING RECORD

YEAR	CLUB	W-L	ERA	G	GS	CG	SHO	SV	IP	H	R	ER	HR	HB	BB	SO	WP	K/9	BAA
1991	GCL Yankees	1-2	6.55	17	1	0	0	0	22.0	27	20	16	0	1	8	21	2	8.6	--
1992	GCL Yankees	0-4	4.08	13	1	0	0	2	28.2	34	21	13	1	3	11	14	2	4.4	--
Minor League Totals		1-6	5.15	30	2	0	0	2	50.2	61	41	29	1	4	19	35	4	6.2	--

TWINS ALL-TIME PITCHING AND HITTING COACHES

PITCHING COACHES

Pete Maki	2022
Wes Johnson	2019-22
Garvin Alston	2018
Neil Allen	2015-17
Rick Anderson	2002-14
Dick Such	1985-2001
Johnny Podres	1981-85
Camilo Pascual	1978-80
Don McMahon	1976-77
Lee Stange	1975
Bob Rodgers	1974
Al Worthington	1972-73
Marvin Grissom	1970-71
Early Wynn	1967-69

HITTING COACHES

David Popkins/Rudy Hernandez	2022
Edgar Varela/Rudy Hernandez	2020-21
James Rowson	2017-19
Tom Brunansky	2013-16
Joe Vavra	2005-12
Scott Ullger	1999-2004
Terry Crowley	1991-98
Tony Oliva	1986-90
Jim Lemon	1981-84
Tony Oliva	1977-78
Eddie Lyons	1976
Ralph Rowe	1972-75
Art Fowler	1969
Jim Lemon	1965-67

NOTE: Coaches pre-1966 were classified only as "coaches"



33 JAYCE TINGLER

BENCH COACH

NAMED BENCH COACH ON NOVEMBER 8, 2021

B/T: L/L
Born: 11/28/1980 in Smithville, MO

Resides: Smithville, MO
School: University of Missouri

PERSONAL: Jayce Michael Tingler...wife, Callie...sons, Gabe (12/30/11) and Gio (11/26/13)...attended Smithville (MO) High School where he played baseball and basketball, and in his senior year, he earned USA Today All-American honorable mention recognition in baseball and a McDonald's All-American nomination in basketball...he still owns the Smithville school records for points, assists, steals and 3-pointers...played baseball collegiately at the University of Missouri and earned a degree in communications...played with Ian Kinsler at Mizzou in 2003 and with Albert Pujols in the summer ball Jayhawk League for the Hays Larks when Pujols moved to Missouri in the late '90s...his parents, Diana and Steve, were both college basketball players...Diana played college softball and went on to coach high school basketball, track and softball for 30 years en route to her induction into the Missouri Sports Hall of Fame in 2017...Steve is an inductee in the Missouri High School Fastpitch Coaches Association Hall of Fame, honoring his 20 years coaching softball at the high school and NAIA levels...in his free time, Jayce enjoys physical activity such as CrossFit and Brazilian jiu-jitsu, as well as just being a dad to his two sons...also speaks fluent Spanish.

COACHING CAREER HIGHLIGHTS: 2022 marked third season as a major league coach/manager after spending 2020-21 as the San Diego Padres manager, a position he was named to on October 28, 2019...led Padres to the best winning percentage in franchise history (37-23, .617%) in his first season as a major league manager in 2020...finished second in voting for National League Manager of the Year in 2020, receiving six first-place votes and 71 points overall...Marlins' skipper Don Mattingly won the award, receiving 20 first place votes and 124 points...spent 13 seasons (2006-18) with the Texas Rangers, most recently serving as the major league player development field coordinator in 2019...moved to the front office for two years to assume the role of assistant general manager (2017-18), overseeing the club's player development system before returning to the dugout as bench coach to end the 2018 season...was field coordinator in 2015-16, serving as the outfield and baserunning coach for the ML coaching staff when the Rangers captured back-to-back AL West division titles...prior to his initial stint on the big-league staff, Tingler spent three years (2012-14) as the Rangers' minor league field coordinator, overseeing all on-field instruction for farm players, as well as organizing spring training and the instructional league...prior to serving as coordinator of instruction for the club's Arizona and Dominican Republic operations in 2011, he spent three seasons as manager in the Dominican Summer League (2008-09) and Arizona League (2010), leading all three of his squads to first-place finishes and a collective 124-62 (.667) record...in 2006, with Tingler's player career nearing its end, A.J. Preller, then the Texas Rangers' director of professional and international scouting, asked him if he would help the Rangers start their Dominican League team in 2007...at the time of his hiring in San Diego, Tingler was managing Escogido in the Dominican Winter League, where the Leones' 9-1 record sat atop the standings.

PROFESSIONAL COACHING/MANAGING TIMELINE

2022.....	MINNESOTA BENCH COACH
2020-21.....	SAN DIEGO MANAGER
2019.....	Texas ML Player of Development Field Coordinator
2018.....	TEXAS BENCH COACH
2017-18.....	Texas Assistant General Manager
2015-16.....	TEXAS FIELD COORDINATOR
2012-14.....	Texas Minor League Field Coordinator
2011.....	Texas Coordinator of Instruction
2010.....	Texas Arizona League Manager
2008-09.....	Texas Dominican Summer League Manager
2007.....	Texas Dominican Summer League Hitting Coach

...prior to his initial stint on the big-league staff, Tingler spent three years (2012-14) as the Rangers' minor league field coordinator, overseeing all on-field instruction for farm players, as well as organizing spring training and the instructional league...prior to serving as coordinator of instruction for the club's Arizona and Dominican Republic operations in 2011, he spent three seasons as manager in the Dominican Summer League (2008-09) and Arizona League (2010), leading all three of his squads to first-place finishes and a collective 124-62 (.667) record...in 2006, with Tingler's player career nearing its end, A.J. Preller, then the Texas Rangers' director of professional and international scouting, asked him if he would help the Rangers start their Dominican League team in 2007...at the time of his hiring in San Diego, Tingler was managing Escogido in the Dominican Winter League, where the Leones' 9-1 record sat atop the standings.

PLAYING CAREER: Selected by the Toronto Blue Jays in the 10th round of the 2003 First-Year Player Draft out of the University of Missouri...the left-handed outfielder played parts of four minor league seasons with Toronto (2003-05) and Texas (2006), batting .271 (400-1477) with 49 doubles, nine triples, three home runs, 111 RBI, 248 runs, 20 stolen bases, 221 walks and just 95 strikeouts...named a Florida State League All-Star in 2004 before being selected by the Rangers in the Triple-A phase of the 2005 Rule 5 Draft. (A.J. Preller, then the Texas Rangers' director of professional and international scouting, selected Tingler in the Rule 5 Draft)...earned California League All-Star honors in his lone season in the Texas system in 2006...named a Collegiate Baseball Freshman All-American in 2000 for Mizzou, finishing his Tigers' career as the school's all-time leader in hits, walks and runs.

TINGLER'S PLAYING RECORD

YEAR	CLUB	AVG	G	AB	R	H	2B	3B	HR	RBI	SH	SF	HB	BB	SO	SB	CS	OBP	OPS
2003	Pulaski	.287	62	223	49	64	13	1	1	23	7	4	6	46	14	6	2	.416	.783
	Auburn	.238	7	21	5	5	1	0	0	1	0	0	0	4	0	0	0	.360	.646
2004	Dunedin	.251	118	447	77	112	15	2	1	36	6	4	16	74	25	3	5	.373	.673
2005	Dunedin	.265	121	465	67	123	16	3	1	28	3	4	13	53	31	2	2	.353	.672
2006	Bakersfield	.330	56	224	40	74	4	3	0	17	6	0	4	36	16	5	7	.432	.807
	Frisco	.227	25	97	10	22	0	0	0	6	4	0	3	8	9	4	2	.306	.532
Minor League Totals		.271	389	1477	248	400	49	9	3	111	26	12	42	221	95	20	18	.378	.701

TINGLER'S RECORD AS MANAGER

YEAR	CLUB	LEAGUE	POSITION	WON	LOST	PCT.
2008	DSL Rangers	Dominican Summer League	1st in Division	46	23	.667
2009	DSL Rangers	Dominican Summer League	1st in Division	47	15	.758
2010	AZL Rangers	Arizona League	1st in Division	31	24	.564
2020	San Diego	National League	2nd in NL West (Wild Card)	37	23	.617
2021	San Diego	National League	3rd in NL West	79	83	.488
Minor League Totals				124	62	.667
Major League Totals				116	106	.523



84 COLBY SUGGS



BULLPEN COACH

NAMED BULLPEN COACH ON JULY 1, 2022

B/T: R/R
Born: 10/25/1991 in Sulphur Springs, TX

Resides: Fayetteville, AR
School: University of Arkansas

PERSONAL: Logan Colby Suggs...wife, Hannah, sons, Miller (4) and Gibson (2)...attended Sulphur Springs (TX) High School...pitched three seasons at the University of Arkansas from 2011-13, going 9-2, 1.36 ERA (79.2 IP, 12 ER) with 53 walks and 87 strikeouts in 65 games...graduated from Arkansas with a degree in Communications.

COACHING CAREER HIGHLIGHTS: 2022 marked first major league coaching role, being named bullpen coach on July 1...Twins pitching coach Wes Johnson departed for Louisiana State University, elevating bullpen coach Pete Maki to pitching coach, which moved Suggs to his current role...spent 2021-22 as Twins coordinator of run prevention...spent 2019-20 as an advance scout for Minnesota...recruited to Minnesota's staff through connection with former pitching coach Wes Johnson, who coached with Suggs at Arkansas during the 2018 season...coached at Driveline (Pitching Floor Trainer) from 2016-17.

PROFESSIONAL COACHING/MANAGING TIMELINE

2022.....	MINNESOTA BULLPEN COACH
2021-22.....	Minnesota Coordinator of Run Prevention
2019-20.....	Minnesota Advance Scout
2018.....	University of Arkansas Bullpen Coach

PLAYING CAREER: Pitched four minor league seasons in the Marlins minor league system, going 3-9, 4.38 ERA (96.2 IP, 47 ER) with 50 walks, 94 strikeouts and a .228 opponent batting average...had "Tommy John" surgery in April of 2015...returned to the mound in July of 2016...selected by Miami in the Competitive Balance Round B (73rd overall) of the 2013 First-Year Player Draft.

SUGGS' PITCHING RECORD

YEAR	CLUB	W-L	ERA	G	GS	CG	SHO	SV	IP	H	R	ER	HR	HB	BB	SO	WP	K/9	BAA
2013	Jupiter	1-3	3.93	14	0	0	0	0	18.1	9	8	8	0	0	14	26	1	12.8	.141
	Batavia	1-0	1.13	7	0	0	0	3	8.0	5	2	1	0	1	2	11	0	12.4	.200
	GCL Marlins	0-0	9.00	1	0	0	0	0	1.0	1	1	1	0	1	2	1	0	9.0	.250
2014	Jupiter	1-6	5.09	46	0	0	0	3	58.1	59	36	33	3	7	25	47	6	7.3	.266
2015	Greensboro	0-0	0.00	5	0	0	0	1	5.1	3	0	0	0	0	1	6	0	10.1	.150
2016	GCL Marlins	0-0	6.35	6	2	0	0	0	5.2	4	4	4	0	1	6	3	2	4.8	.200
Minor League Totals		3-9	4.38	79	2	0	0	7	96.2	81	51	47	3	10	50	94	9	8.8	.228


ROBERTO CLEMENTE AWARD

Since 1971, Major League Baseball has annually presented an award that recognizes a player who best exemplifies the game of baseball through sportsmanship, community involvement and positive contributions to his team.

In 1973, following the tragic death of Roberto Clemente, the award was named to honor the man whose spirit and goodwill will always be remembered. The 12-time All-Star and Hall of Famer was killed in a plane crash in 1972 delivering food and medical supplies to earthquake victims in Nicaragua. The award recognizes those individuals who truly understand the value of helping others.

A panel of baseball dignitaries, including Vera Clemente and the Commissioner, annually selects the winner from a list of 30 candidates, one from each Major League Baseball Club. The winner of the national Roberto Clemente Award is announced during a pre-game ceremony at the World Series. Past winners include Jim Thome, Rod Carew (Twins - 1977), Dave Winfield (Twins - 1994), Kirby Puckett (Twins - 1996), Tony Gwynn, Willie Mays, Brooks Robinson, Al Kaline, Willie Stargell, Lou Brock, Phil Niekro, Gary Carter, Ozzie Smith, Derek Jeter, Albert Pujols, Edgar Martinez, John Smoltz, Craig Biggio, Cal Ripken, Jr., David Ortiz, Clayton Kershaw, Yadier Molina and many more.

The 2022 Minnesota Twins Roberto Clemente Award nominee was Byron Buxton.



THIRD BASE / OUTFIELD

NAMED THIRD BASE COACH ON DECEMBER 10, 2021

B/T: R/R
Born: 6/18/1980 in Fort Myers, FL

Resides: Fort Myers, FL
School: Riverdale High School (Fort Myers, FL)

PERSONAL: Thomas Gray Watkins Jr...married his wife, Courtney, in the 2021-22 offseason...1998 graduate of Riverdale (FL) High School...cousin of NFL wide receiver Sammy Watkins...in 2020 established the Tommy Watkins Foundation, a 501(c)(3) organization dedicated to giving back to the communities that supported him throughout his childhood and career (tommywatkins.org)...in conjunction with the Twins and Hormel Foods, for each Twins homer hit in July 2021, the foundation donated 10 backpacks full of school supplies to the Boys & Girls Clubs of the Twin Cities (totaling 400 backpacks), part of its "Bombas for Backpacks" initiative...in 2022, partnered with everymeal.org, a Minnesota organization working to fight childhood hunger in the Twin Cities by filling gaps in food access children face during weekend summers and extended school breaks.

COACHING CAREER HIGHLIGHTS: 2022 marked 13th season coaching/managing at some capacity in the Twins organization, fourth at the major league level...spent three seasons as Minnesota's first base coach from 2019-21 prior to shifting to third base coach in 2022...also assists Baldelli in outfield instruction...managed Low-A Cedar Rapids in 2017 to a record of 75-65 and a second place finish; lost in the semifinals to Quad Cities.

PLAYING CAREER: Had contract selected August 8, 2007 by Minnesota after spending 10 years in the Twins minor league system...made major league debut as pinch-hitter August 10, 2007 at Los Angeles-AL...singled off Jarrod Washburn for first career hit August 15, 2007 at Seattle...suffered lower abdominal muscle strain on August 23, 2017 and was on the Injured List the remainder of that season; never returned to the major leagues...selected by Minnesota in the 38th round of the 1998 First-Year Player Draft; signed by scout Brad Weitzel.

PROFESSIONAL COACHING/MANAGING TIMELINE

2022.....	MINNESOTA THIRD BASE COACH
2019-21.....	MINNESOTA FIRST BASE COACH
2018.....	Double-A Chattanooga Manager
2017.....	Low-A Cedar Rapids Manager
2016.....	Double-A Chattanooga Hitting Coach
2010-15.....	Low-A Beloit/Cedar Rapids Hitting Coach

WATKINS' PLAYING RECORD

YEAR	CLUB	AVG	G	AB	R	H	2B	3B	HR	RBI	SH	SF	HB	BB	SO	SB	CS	OBP	OPS
1998	GCL Twins	.219	33	73	8	16	5	0	0	8	1	1	0	9	11	5	0	.301	.589
1999	GCL Twins	.263	49	152	30	40	10	0	1	12	7	1	2	28	21	4	4	.383	.731
2000	Elizabethton	.221	37	113	15	25	2	1	0	15	2	2	2	14	23	4	1	.313	.570
2001	Quad Cities	.230	73	191	31	44	9	0	2	16	6	1	2	28	36	4	2	.333	.642
2002	Fort Myers	.234	94	269	38	63	10	0	2	24	7	2	3	29	46	10	5	.314	.607
2003	Fort Myers	.259	104	347	53	90	9	2	1	35	8	3	5	34	44	11	5	.332	.637
2004	New Britain	.267	116	397	64	106	21	1	8	47	12	4	5	45	77	20	9	.346	.731
2005	New Britain	.229	116	319	50	73	19	0	4	24	13	0	5	31	65	12	7	.307	.633
2006	New Britain	.218	32	101	9	22	2	1	0	8	2	0	1	10	26	3	1	.295	.552
	Rochester	.276	60	174	25	48	10	0	4	23	5	1	1	18	25	7	2	.345	.748
2007	Rochester	.272	110	349	53	95	22	0	8	49	7	3	4	39	63	12	7	.349	.753
	MINNESOTA	.357	9	28	2	10	0	0	0	0	0	0	0	4	4	1	0	.438	.795
2008	Rochester	.219	76	233	32	51	9	3	1	18	5	0	2	25	31	5	4	.300	.596
2009	Rochester	.248	59	129	18	32	6	0	0	11	5	1	0	11	21	2	3	.305	.600
Minor League Totals		.248	959	2847	426	705	134	8	31	290	80	19	32	321	489	99	50	.329	.662
Major League Totals		.357	9	28	2	10	0	0	0	0	0	0	0	4	4	1	0	.438	.795

WATKINS' RECORD AS MANAGER

YEAR	CLUB	LEAGUE	POSITION	WON	LOST	PCT.
2017	Cedar Rapids	Midwest League	2nd in first half/2nd in second half	75	65	.536
2018	Chattanooga	Southern League	3rd in first half/5th in second half	65	72	.474
Minor League Totals				140	137	.505



EXECUTIVE VICE PRESIDENT, CHIEF BUSINESS OFFICER LAURA DAY THROWS OUT A CEREMONIAL FIRST PITCH TO ROCCO BALDELLI. LAURA ANNOUNCED HER RETIREMENT AFTER 27 SEASONS IN THE TWINS ORGANIZATION.

PLAYERS





66 JORGE ALCALA



RIGHT-HANDED PITCHER

H/W: 6-3/198 B/T: R/R
Age: 27
Born: 7/28/1995 in Bajos De Haina, DR
Resides: Santo Domingo, DR

Acquired: Trade with Houston, 7/27/18
M.L. Service: 3 years, 14 days
Contract Status: Signed thru 2022

PERSONAL: Jorge Luis Alcala (pronounced AL-cah-lah)...Instagram: @jorge_luis_alcala28...hobbies include playing dominos and going to the beach.

CAREER HIGHLIGHTS: Earned first major league save in final 2021 appearance, on October 3 at Kansas City (1.1 IP, 3 K)...ranked the 23rd-best prospect in the Twins' system as of September 14, 2019 by MLB.com, and 19th by *Baseball America*...made major league debut September 21, 2019 vs. Kansas City, pitching 0.2 scoreless innings with one hit and one walk...recorded first major league win August 18, 2020 vs. Milwaukee, pitching 2.0 scoreless innings in a 4-3, 12-inning Twins victory...named No. 11 prospect in Twins system by MLB.com in 2018...named 18th-best prospect in Astros system by MLB.com in 2017.

POSTSEASON CAREER: Has not appeared at major league level.

2022:

- Made Twins Opening Day roster for second time in career and second consecutive season.
- Made two scoreless appearances on April 8 and 10 vs. Seattle, during the Twins' first series, pitching 2.1 innings (2 BB, 2 K).
- Placed on 10-day Injured List on April 12 with right elbow inflammation...underwent surgery on right elbow...transferred to 60-day IL on April 23.
- Made one rehab appearance on June 1 but had a setback and was shut down for rest of season.

PROFESSIONAL: Signed by the Astros as an international free agent on December 3, 2014...acquired by the Twins on July 27, 2018 along with outfielder Gilberto Celestino in exchange for right-handed pitcher Ryan Pressly.

CAREER HIGHS

IP: 3.0, 8/21/20 at KC
Walks: 2, 2x, last 7/20/21 at CWS
SO: 6, 8/21/20 at KC
CG: --
Low-Hit CG: --
Win-Streak: 1, 5x, last 7/31/21 at STL



ALCALA'S PITCHING RECORD

YEAR	CLUB	W-L	ERA	G	GS	CG	SH	SV	IP	H	R	ER	HR	HB	BB	SO	WP	K/9	BAA
2015	DSL Astros Blue	2-0	3.06	12	2	0	0	1	32.1	27	14	11	0	0	19	20	7	5.6	.227
2016	GCL Astros	1-1	1.21	6	3	0	0	1	22.1	14	3	3	0	0	6	35	2	14.1	.175
	Greenville	2-1	1.80	6	4	0	0	0	20.0	12	5	4	0	1	8	20	1	9.0	.174
	Tri-City	0-1	5.27	3	3	0	0	0	13.2	20	15	8	1	2	4	15	4	9.9	.345
2017	Quad Cities	2-0	2.03	6	4	0	0	0	31.0	16	7	7	3	1	12	35	2	10.2	.155
	Buies Creek	5-6	3.45	16	14	1	1	0	78.1	55	33	30	7	5	33	60	7	6.9	.200
2018	Buies Creek	1-4	3.03	10	7	0	0	2	38.2	25	15	13	2	2	18	45	5	10.5	.182
	Corpus Christi	2-3	3.54	9	5	0	0	1	40.2	36	17	16	1	2	17	37	3	8.2	.243
	Chattanooga	0-4	5.85	5	4	0	0	0	20.0	23	16	13	4	1	14	22	2	9.9	.280
2019	Pensacola	5-7	5.87	26	16	0	0	0	102.2	114	68	67	12	5	37	105	6	9.2	.284
	Rochester	1-0	0.00	5	0	0	0	0	7.2	4	0	0	0	0	2	11	0	12.9	.154
	MINNESOTA	0-0	0.00	2	0	0	0	0	1.2	1	0	0	0	0	1	1	0	5.4	.167
2020	MINNESOTA	2-1	2.63	16	0	0	0	0	24.0	21	8	7	3	0	8	27	1	10.1	.244
2021	MINNESOTA	3-6	3.92	59	0	0	0	1	59.2	45	29	26	10	2	13	61	1	9.2	.214
2022	Fort Myers	0-1	0.00	1	0	0	0	0	1.0	2	1	0	0	0	0	1	0	9.0	.333
	MINNESOTA	0-0	0.00	2	0	0	0	0	2.1	2	0	0	0	0	2	2	0	7.7	.250
Minor League Totals		21-27	3.79	105	62	1	1	5	408.1	348	194	172	30	19	170	406	39	8.9	.231
Major League Totals		5-7	3.39	79	0	0	0	1	87.2	69	38	33	13	2	24	91	2	9.3	.223

ALCALA'S CAREER FIELDING RECORD

POSITION	PCT	G	PO	A	E	TC	DP	PB
Pitcher	1.000	79	6	4	0	10	0	—

ALCALA'S PROFESSIONAL INJURED LIST HISTORY

DATES	INJURY		LEVEL
April 12-end of 2022 season	Right Elbow Inflammation		Minnesota
August 9-27, 2021	Right Triceps Tendinitis		Minnesota
July 29-August 6, 2018	Neck Strain		Double-A Chattanooga

ALCALA'S GAME LOGS

DATE	OPP.	W	L	SV	SVO	HLD	ERA	GS	CG	IP	H	R	ER	HR	BB	IBB	HB	SO	AVG	#PIT
4/8	SEA	0	0	0	0	0	0.00	0	0	1.0	1	0	0	0	1	0	0	0	.333	13
4/10	SEA	0	0	0	0	0	0.00	0	0	1.1	1	0	0	0	1	0	0	2	.250	27
APRIL TOTALS		0	0	0	0	0	0.00	0	0	2.1	2	0	0	0	2	0	0	2	.250	40



17 CHRIS ARCHER



RIGHT-HANDED PITCHER

H/W: 6-2/195 B/T: R/R
Age: 34
Born: 9/26/1988 in Raleigh, NC
Resides: Clayton, NC

Acquired: Signed as free agent, 3/27/22
M.L. Service: 9 years, 156 days
Contract Status: Signed thru 2022

PERSONAL: Christopher Alan Archer...Twitter: @ChrisArcher22...Instagram: @ChrisArcher24...Chris was a fixture on the St. Petersburg food and coffee scenes...after his return to the Tampa Bay Rays was announced, Chris tweeted, "Joey Brooklyn's, Old Northeast Pizza, Sea Salt, Karma, Bodega, Bandit, Intermezzo, Rollin' Oats, Mother Kombucha, Kahwa, Made Coffee, Rococo and many more...can't wait to be a regular again." ... he saved the voicemail from manager Kevin Cash welcoming him back to the club and listened to it several times in the days after signing with the Rays "just to remind myself it was real" ...Cash's message was excitement for himself and for his son, J.D., who is a big Archer fan...Chris created the nonprofit Archway Foundation (archwayfoundation.com) in his hometown of Clayton, NC, to teach youth that the legacy they leave behind should not be one of fortune or fame, but rather a legacy of generosity, integrity and passion... Archway donates to Raleigh-area nonprofits, and during the holiday season the foundation provides food and gifts to local families in need...he hopes to create a community center one day...along with the Archway Foundation, Chris has partnered with the Players Alliance and Players Coalition...the Players Alliance focuses on growing the game in African-American communities while the Players Coalition uses legislative changes to improve the lives of black and brown people in the United States...Chris also partnered with Goalsetter to promote financial literacy among economically underprivileged young people in south St. Petersburg...as a two-year-old, was adopted by his maternal grandmother and her husband, Donna and Ron Archer...he met his biological father in 2013...Chris was cut from his seventh grade baseball team...he decided to attend every one of their home games that season in order to identify the skills he needed to improve and sharpen to make the team in eighth grade...when the Rays traveled to Cuba in 2016, Chris had the chance to meet then-President Barack Obama...the Commander in Chief greeted him, "Hey, Arch," and told him he appreciated his thoughtful interviews about visiting Cuba.

CAREER HIGHLIGHTS: Twins are fifth organization (Cleveland 2006-08, Chicago-NL 2009-10, Tampa Bay 2011-18 & '21 and Pittsburgh 2018-20)... has recorded double-digit strikeout totals 30 times in career...named to AL All-Star team twice (2015 and 2017)...pitched for Team USA in 2017 World Baseball Classic...led major league baseball and set Tampa Bay club record with 34 starts in 2017...finished 2015 with a Tampa Bay club record 252 strikeouts, which ranked second in the AL behind CWS Chris Sale (274) and fourth in the majors...his 34 starts in 2015 led the majors... finished fifth in the 2015 AL Cy Young voting with 29 points in the 7-4-3-2-1 voting system...ranked sixth in the AL in 2015 with a 3.23 ERA and held opponents to a .220 avg. (4th), .282 OBP (8th) and .331 SLG (3rd)...in 2015, became the seventh pitcher in the modern era (since 1900) to record 250 strikeouts without posting a winning record...four of the previous six were Hall of Famers: HOU/CAL Nolan Ryan (three times), PHI Steve Carlton in 1983, ATL Phil Niekro in 1977 and CWS Ed Walsh in 1910...in 2013, finished third in the AL Rookie of the Year balloting...named AL Pitcher of the Month and AL Rookie of the Month for July 2013...named 2012 Rays Minor League Pitcher of the Year and led the International League with 139 strikeouts...ranked by *Baseball America* as the No. 2 prospect in the Rays system following the 2012 season...the publication also tabbed him as having the Best Slider in the organization for a second consecutive year...named the 2010 Cubs Minor League Pitcher of the Year...ranked by *Baseball America* as the No. 1 prospect in the Cubs system following the 2010 season...the publication also tabbed him as having the Best Slider in the organization...pitched for Team USA's Pan American Qualifying Team in October of 2010...ranks second in Rays history with 1,146 strikeouts behind James Shields (1,250)...ranks second in starts, third in innings pitched and tied for third in wins.

POSTSEASON CAREER: Made two relief appearances in the 2013 Postseason for Tampa Bay...in Game 1 of the ALDS at BOS, recorded a pair of strikeouts and did not allow a run in 1.1 IP...in Game 4, entered in the ninth inning and faced one batter, a sac-fly by Dustin Pedroia.

2022:

- Spent first season with Minnesota after signing as free agent on March 27.
- Began season as club's number five starter, making Twins debut on April 12 vs. Los Angeles-NL, pitching 4.0 shutout innings in a Twins 7-2 defeat.
- Struck out a season-high six batters in 4.0 innings pitched on May 5 at Baltimore.

CAREER HIGHS

IP: 9.0, 3x, last 8/20/15 at HOU
Walks: 6, 3x, last 7/27/22 at MIL
SO: 15, 6/2/15 at LAA
CG: 3, last 8/20/15 at HOU
Low-Hit CG: 1, 8/20/15 at HOU
Win-Streak: 6, 5/17-6/23/15



- Surpassed 1,400 career strikeouts on June 2 at Detroit.
- Earned first win as Twin in 11th start on June 8 vs. New York-AL, allowing one run on two hits in 5.0 innings pitched in a Twins 8-1 victory.
- Matched career-high with six walks on June 30 at Cleveland (4.0 IP)...walked six batters again two starts later on July 27 at Milwaukee.
- Allowed just one run-or-fewer in nine of first 15 starts and two runs-or-fewer in 13 of those 15 from April 12-June 30 (3.08 ERA).
- Placed on 15-day Injured List on July 5 with left hip tightness...led team in starts (15) at time of injury...reinstated on July 17.
- Allowed six home runs in first six starts from April 12-May 11, but allowed just six in final 19 starts from May 16-September 10.
- Went 0-5, 6.75 ERA (41.1 IP, 31 ER) in final 10 starts from July 17-September 10.
- Placed on 15-day Injured List on September 11 with right pectoral tightness and did not return.
- Averaged 71.5 pitches-per-start and 4.11 innings-per-start.
- Posted a .183 opponent average when throwing his changeup (263 times) and a .202 average when throwing his slider (792 times).
- Held left-handed batters to a .190 batting average, compared to .254 vs. right-handers.
- Ranked third on Twins staff in starts (25) and fourth in innings pitched (102.2).

PROFESSIONAL: Selected by Cleveland in fifth round of 2006 First-Year Player Draft; signed by scout Bob Mayer...acquired by the Chicago Cubs along with LHP John Gaub and RHP Jeff Stevens from Cleveland in exchange for OF Mark DeRosa, December 31, 2008...acquired by the Tampa Bay Rays along with C Robinson Chirinos, OF Sam Fuld, OF Brandon Guyer and INF Hak-Ju Lee from Chicago in exchange for RHP Matt Garza, OF Fernando Perez and LHP Zach Rosscup, January 8, 2011...acquired by the Pittsburgh Pirates from Tampa Bay in exchange for RHP Tyler Glasnow, OF Austin Meadows and a player to be named (RH Shane Baz), July 31, 2018...signed by Tampa Bay as a free agent, February 9, 2021...signed by Minnesota to one-year contract on March 27, 2022.

ARCHER'S PITCHING RECORD

YEAR	CLUB	W-L	ERA	G	GS	CG	SH	SV	IP	H	R	ER	HR	HB	BB	SO	WP	K/9	BAA
2006	GCL Indians	0-3	7.45	7	6	0	0	0	19.1	17	22	16	1	3	17	21	6	9.8	.224
	Burlington	0-0	10.8	1	0	0	0	0	1.2	2	2	2	1	1	1	1	1	5.4	.333
2007	GCL Indians	1-7	5.64	12	11	0	0	0	52.2	56	36	33	4	8	21	48	9	8.2	.271
	Lake County	0-0	9.00	1	0	0	0	0	4.0	5	4	4	0	1	3	5	1	11.3	.333
2008	Lake County	4-8	4.29	27	27	0	0	0	115.1	92	64	55	8	11	84	106	18	8.3	.220
2009	Peoria	6-4	2.81	27	26	0	0	0	109.0	78	41	34	0	7	66	119	10	9.8	.202
2010	Daytona	7-1	2.86	15	14	0	0	0	72.1	54	27	23	4	3	26	82	1	10.2	.202
	Tennessee	8-2	1.80	13	13	0	0	0	70.0	48	19	14	2	2	39	67	5	8.6	.198
2011	Montgomery	8-7	4.42	25	25	0	0	0	134.1	136	76	66	11	10	80	118	18	7.9	.266
	Durham	1-0	0.69	2	2	0	0	0	13.0	11	1	1	0	0	6	12	0	8.3	.224
2012	Durham	7-9	3.66	25	25	0	0	0	128.0	99	54	52	6	7	62	139	12	9.8	.216
	TAMPA BAY	1-3	4.60	6	4	0	0	0	29.1	23	17	15	3	1	13	36	2	11.0	.215
2013	Durham	5-3	3.96	10	10	0	0	0	50.0	50	26	22	6	2	23	52	3	9.4	.251
	TAMPA BAY	9-7	3.22	23	23	2	2	0	128.2	107	49	46	15	8	38	101	7	7.1	.226
2014	TAMPA BAY	10-9	3.33	32	32	0	0	0	194.2	177	85	72	12	8	72	173	8	8.0	.243
2015	TAMPA BAY	12-13	3.23	34	34	1	1	0	212.0	175	85	76	19	3	66	252	13	10.7	.220
2016	TAMPA BAY	9-19	4.02	33	33	0	0	0	201.1	183	100	90	30	3	67	233	11	10.4	.238
2017	TAMPA BAY	10-12	4.07	34	34	0	0	0	201.0	193	101	91	27	5	60	249	15	11.1	.246
2018	Charlotte	0-0	0.00	1	1	0	0	0	4.0	0	0	0	0	0	1	7	0	15.8	.000
	TAMPA BAY	3-5	4.31	17	17	0	0	0	96.0	102	50	46	11	4	31	102	3	9.6	.271
	PITTSBURGH	3-3	4.30	10	10	0	0	0	52.1	53	27	25	8	2	18	60	3	10.3	.262
2019	PITTSBURGH	3-9	5.19	23	23	0	0	0	119.2	114	73	69	25	4	55	143	6	10.8	.249
2020	INJURED - DID NOT PITCH																		
2021	FCL Rays	0-0	0.00	1	1	0	0	0	1.1	1	0	0	0	0	1	1	0	6.8	.200
	Durham	0-1	3.86	5	5	0	0	0	14.0	9	9	6	3	1	3	16	1	10.3	.176
	TAMPA BAY	1-1	4.66	6	5	0	0	0	19.1	18	11	10	3	0	8	21	1	9.8	.240
2022	MINNESOTA	2-8	4.56	25	25	0	0	0	102.2	87	56	62	12	3	48	84	3	7.4	.228
Minor League Totals		47-45	3.74	172	166	0	0	0	789.0	658	381	328	46	56	433	794	85	9.1	.227
American League Totals		57-77	3.78	201	207	3	3	0	1185.0	1065	554	498	132	35	403	1251	63	9.5	.237
National League Totals		6-12	4.92	33	33	0	0	0	172.0	167	100	94	33	6	73	203	9	10.6	.253
Major League Totals		63-89	3.93	243	240	3	3	0	1357.0	1232	654	592	165	41	476	1454	72	9.6	.239

ARCHER'S DIVISION SERIES RECORD

YEAR	OPPONENT	W-L	ERA	G	GS	CG	SH	SV	IP	H	R	ER	HR	HB	BB	SO	WP	K/9	BAA
2013	Boston	0-0	0.00	0	0	0	0	0	1.2	1	0	0	0	0	0	2	0	10.8	.200

ARCHER'S WORLD BASEBALL CLASSIC RECORD

YEAR	CLUB	W-L	ERA	G	GS	CG	SH	SV	IP	H	R	ER	HR	HB	BB	SO	WP	K/9	BAA
2017	United States	0-0	0.00	1	1	0	0	0	4.0	0	0	0	0	0	0	3	0	6.8	.000

ARCHER'S ALL-STAR GAME RECORD																			
YEAR	HOST	W-L	ERA	G	GS	CG	SH	SV	IP	H	R	ER	HR	HB	BB	SO	WP	K/9	BAA
2015	Cincinnati	0-0	6.75	1	0	0	0	0	1.1	1	1	1	1	0	1	1	0	6.8	.200
2017	Miami	DID NOT PITCH																	
All-Star Game Totals		0-0	6.75	1	0	0	0	0	1.1	1	1	1	1	0	1	1	0	6.8	.200

ARCHER'S BATTING RECORD																			
BATTING	AVG			AB	R	H	2B	3B	HR	RBI	SH	SF	HBP	BB	SO	SB	OBP	OPS	
Career	.100			80	4	8	1	0	0	3	3	0	0	4	38	0	.143	.255	

ARCHER'S CAREER FIELDING RECORD																			
POSITION	PCT	G	PO	A	E	TC	DP	PB											
Pitcher	.925	243	61	111	14	186	8	—											

ARCHER'S PROFESSIONAL INJURED LIST HISTORY																			
DATES	INJURY										LEVEL								
September 11-end of 2022 season	Right Pectoral Tightness										Minnesota								
July 5-17, 2022	Left Hip Tightness										Minnesota								
September 12-end of 2021 season	Left Hip Discomfort										Tampa Bay								
April 11-August 22, 2021	Right Forearm Tightness										Tampa Bay								
June 28-end of 2020 season	Neck/Shoulder Surgery										Pittsburgh								
August 21-end of 2019 season	Right Shoulder Inflammation										Pittsburgh								
April 27, 2019-May 15, 2019	Right Thumb Inflammation										Pittsburgh								
June 5-July 9, 2018	Left Abdominal Strain										Tampa Bay								

ARCHER'S GAME LOGS																				
DATE	OPP.	W	L	SV	SVO	HLD	ERA	GS	CG	IP	H	R	ER	HR	BB	IBB	HB	SO	AVG	#PIT
4/12	LAD	0	0	0	0	0	0.00	1	0	4.0	2	0	0	0	0	0	0	3	.143	63
4/19	@KC	0	0	0	0	0	2.16	1	0	4.1	4	2	2	1	3	0	0	5	.194	76
4/24	CWS	0	0	0	0	0	3.18	1	0	3.0	3	2	2	1	3	0	0	2	.209	61
4/30	@TB	0	0	0	0	0	2.93	1	0	4.0	2	1	1	1	3	0	0	4	.193	70
APRIL TOTALS		0	0	0	0	0	2.93	4	0	15.1	11	5	5	3	9	0	0	14	.193	279
5/5	@BAL	0	0	0	0	0	3.26	1	0	4.0	5	2	2	2	0	0	0	6	.216	76
5/11	HOU	0	1	0	0	0	4.43	1	0	3.0	5	5	4	1	3	0	0	2	.241	75
5/16	@OAK	0	0	0	0	0	4.10	1	0	4.0	2	1	1	0	2	0	0	2	.228	62
5/23	DET	0	0	0	0	0	3.86	1	0	4.0	3	1	1	0	2	0	1	4	.224	72
5/28	KC	0	1	0	0	0	4.19	1	0	4.0	7	5	3	0	0	0	0	1	.243	78
MAY TOTALS		0	2	0	0	0	5.21	5	0	19.0	22	14	11	3	7	0	1	15	.278	363
6/2	@Det	0	0	0	0	0	3.89	1	0	5.0	3	1	1	0	1	0	1	3	.237	57
6/8	NYN	1	0	0	0	0	3.65	1	0	5.0	2	1	1	0	4	0	0	2	.228	70
6/13	@SEA	0	0	0	0	0	3.35	1	0	4.0	4	1	0	0	2	0	0	3	.231	67
6/19	@ARI	0	1	0	0	0	3.44	1	0	4.0	3	2	2	2	0	0	0	3	.228	61
6/25	COL	1	0	0	0	0	3.14	1	0	5.0	1	0	0	0	1	0	0	5	.216	78
6/30	@CLE	0	0	0	0	0	3.08	1	0	4.0	1	1	1	0	6	0	1	2	.208	90
JUNE TOTALS		2	1	0	0	0	1.67	6	0	27.0	14	6	5	2	14	0	2	18	.156	423
7/17	CWS	0	1	0	0	0	3.41	1	0	4.2	5	4	4	0	1	0	0	5	.212	68
7/27	@MIL	0	1	0	0	0	4.04	1	0	3.0	3	6	6	1	6	0	0	2	.215	78
JULY TOTALS		0	2	0	0	0	11.74	2	0	7.2	8	10	10	1	7	0	0	7	.267	146
8/2	DET	0	0	0	0	0	4.05	1	0	4.1	2	2	2	0	3	0	0	8	.211	77
8/7	TOR	0	0	0	0	0	4.02	1	0	5.0	4	2	2	0	0	0	0	4	.212	79
8/14	@LAA	0	1	0	0	0	4.15	1	0	4.0	4	3	3	0	1	0	0	5	.215	65
8/20	TEX	0	0	0	0	0	4.02	1	0	5.0	3	1	1	0	1	0	0	5	.211	77
8/25	@HOU	0	1	0	0	0	4.34	1	0	4.0	8	5	5	1	1	0	0	2	.223	88
8/30	BOS	0	0	0	0	0	4.52	1	0	4.1	5	4	4	0	2	0	0	3	.227	74
AUGUST TOTALS		0	2	0	0	0	5.74	6	0	26.2	26	17	17	1	8	0	0	27	.257	460
9/5	@NYN	0	0	0	0	0	4.47	1	0	5.0	4	2	2	1	2	0	0	2	.228	76
9/10	CLE	0	1	0	0	0	4.56	1	0	2.0	2	2	2	1	1	0	0	1	.228	40
SEPT/OCT TOTALS		0	1	0	0	0	5.14	2	0	7.0	6	4	4	2	3	0	0	3	.250	116



2 LUIS ARRAEZ



INFIELDER

H/W: 5-10/190 B/T: L/R
Age: 25
Born: 4/9/1997 in San Felipe, VZ
Resides: San Felipe, VZ

Acquired: Signed as undrafted free agent, 11/6/13
M.L. Service: 3 years, 121 days
Contract Status: Signed thru 2022

PERSONAL: Luis Sangel Arraez Reveron (ah-RISE)...Twitter: @Arraez_21...Instagram: @arraezluis...nickname is "La Regadera"...signed as a minor league free agent out of San Felipe, Venezuela as a 16-year-old in 2013...participated in 2020 Twins Winter Caravan...favorite Venezuelan food is arepas.

CAREER HIGHLIGHTS: Since the start of 2019, ranks second in baseball (minimum of 900 plate appearances) in batting average at .314 and ranks 14th in on-base percentage at .374...won 2022 AL batting title with .316 average, becoming fifth Twin to do so, joining Tony Oliva (1964-65 & '71), Rod Carew (1969, '72-75 & '77-78), Kirby Puckett (1989) and Joe Mauer (2006-09)...named 2022 AL All-Star, going 1-for-2 with a single off Ryan Helsley...went 3-for-4 with a double and two triples on June 25, 2021 vs. Cleveland, becoming fourth player in Twins history with two triples and a double in a game, joining Carlos Gómez (September 25, 2008 vs. Chicago-AL), Chuck Knoblauch (June 29 1996 at Kansas City) and Rod Carew (May 8, 1977 at Toronto)...winner of 2019 Bill Boni Award for Twins Most Outstanding Rookie...made major league debut May 18, 2019 at Seattle, going 1-for-2 with a double...recorded first career hit, doubling off Cory Gearrin in the eighth inning...hit first career home run on May 21, 2019 at Los Angeles-AL, a solo shot off Noé Ramirez...rated as the best hitter for average and best strike zone discipline in the Twins organization by *Baseball America* in 2016...named a GCL Postseason All-Star and *Baseball America* Rookie All-Star in 2015.

POSTSEASON CAREER: Career .294 (5-for-17) hitter with four doubles, one RBI and one run scored in five Postseason games...**2020:** Started both games of the AL Wild Card Series vs. Houston, going 0-for-6 with two walks...**2019:** Appeared in three games for the Twins in the 2019 ALDS vs. New York-AL, going 5-for-11 (.455) with four doubles...led club during series in hits, doubles, average, and OPS (1.273)...tied with St. Louis' Paul Goldschmidt for most doubles in the DS...four doubles tied Torii Hunter (2002) for most by a Twin in the ALDS and tied both Hunter and Tom Brunansky (1987) for most in any single Postseason series in club history.

2022:

- Made Twins Opening Day roster for second time in career.
- Opened season as utility player, seeing time mostly at third base and second base...played first career game at first base on April 19 at Kansas City and spent majority of season there with Miguel Sanó on Injured List.
- Hit first homer of season on 25th birthday on April 9 vs. Seattle, becoming 21st player in club history to homer on birthday.
- Tied career-high with four hits on April 23 vs. Chicago-AL...reached four hits two more times on season: June 5 at Toronto and July 6 at Chicago-AL.
- Placed on COVID Injured List from May 6-12, missing seven games.
- Reached base safely in season-high 11 straight games from May 21-31, tied for fourth-longest streak of career...also was a season-high 11-game hitting streak...posted .539 on-base percentage during that stretch (21 hits, 7 walks).
- Reached base safely in single-game career-high five times on June 5 at Toronto, going 4-for-4 with a walk.
- Hit first career grand slam on June 11 vs. Tampa Bay, off Shane Bieber...four RBI set career-high.
- At the All-Star break, led baseball in batting average (.338), second in on-base percentage (.411) and singles (82), tied for fourth in multi-hit games (33) and three-plus hit games (10), and tied for eighth in hits (104).
- Named a reserve on the American League All-Star team, the first of career...appeared in the game and played at first base...went 1-for-2, striking out on three pitches against Miami's Sandy Alcantara in first at-bat and singled off St. Louis' Ryan Helsley in second at-bat...watched two 103 mph pitches from Helsley before flipping a curveball into rightfield for a single.
- Recorded three hits in career-high three-straight games from August 6-10 (stretch included 5 doubles)...also part of a stretch of four three-hit games in five-game stretch from August 6-13.
- Recorded 400th career hit (single) on August 16 vs. Kansas City in 348th career game, becoming fastest Venezuelan-born player in baseball history to reach 400 hits, one game ahead of Miguel Cabrera, who did it in his 349th career game.
- Hit .317 (20-for-63) in 20 April games, .376 (32-for-85) in 23 May games, .324 (33-for-102) in 26 June games, .314 (27-for-86) in 22 July games, .269 (28-for-104) in 25 August games, and .308 (33-for-107) in 28 September games...his average reached a low-water mark of .296 just three times on season and under .300 just four times.
- Hit safely in final nine games of the season from September 22-October 5, while playing on sore hamstring most of the season's final month.
- Hit safely in 104 of 144 games on season and reached safely in 113 games...reached safely four-plus times in a game six times on the season: April 23 vs. Chicago-AL (4 hits), May 18 at Oakland (3 hits, 1 walk), June 5 at Toronto (4 hits, 1 walk), July 6 at Chicago-AL (4 hits), August 10 at Los Angeles-NL (3 hits, 1 walk) and August 13 at Los Angeles-AL (3 hits, 1 walk).

CAREER HIGHS

Hits: 4, 6x, last 7/6/22 at CWS
RBI: 4, 6/11/22 vs. TB
HR: 1, 14x, last 8/31/22 vs. BOS
GS: 1, 6/11/22 vs. TB
SB: 1, 8x, last 8/13/22 at LAA
Hit-Strike: 12, 7/2-19/19

WALK-OFF HITS/PA

None

MULTI-HR GAMES

None



- Hit .327 (91-for-278) in 71 games vs. the AL Central.
- Hit .351 (118-for-336) off fastballs, second-best among AL players and third-best in baseball.
- Played 65 games at first base (60 starts), second-most on the club...also played 41 games (31 starts) at second base and seven games (4 starts) at third base.
- Led team in hits (173), at-bats (547), runs scored (88), doubles (31), tied for first in games (144) and third in walks (50)...ranked second in Wins Above Replacement (4.2), trailing Carlos Correa (6.0) -- *STATS LLC*.
- Hit .366 (34-for-93) with runners in scoring position, leading the AL and ranking fourth in baseball.
- Led baseball in batting average with two strikes, hitting .281 (76-for-270)...that figure ranked tied for sixth-best in Twins history (since 1961).
- Hit .329 (143-for-434) with an .824 OPS against right-handed pitching, compared to .265 (30-for-113) with a .685 OPS vs. lefties...the average vs. right-handers led the AL and ranked fourth in baseball.
- Recorded 49 multi-hit games, tied for 11th-most in baseball...recorded 17 three-hit games, tied for second-most in baseball.
- Led baseball in lowest whiff percentage, swinging and missing at just 7.1% of pitches...was the third-lowest in Twins history, trailing Chuck Knoblauch (6.8% in 1993) and Luis Castillo (6.9% in 2006).
- Finished with a .375 on-base percentage, ranking seventh in the AL and 11th in baseball.
- Finished as one of seven players in baseball with at least 80 runs scored, 170 hits, 30 doubles and 50 walks...the others being Vladimir Guerrero Jr., Freddie Freeman, José Abreu, Paul Goldschmidt, Xander Bogaerts and Manny Machado.
- Set career-highs in games (144), at-bats (547), runs (88), hits (173), doubles (31), home runs (8), RBI (49) and walks (50).
- Won the American League batting title (finished 4th in baseball, trailing Jeff McNeil - .326, Freddie Freeman - .325 and Paul Goldschmidt - .317), with a .316 average, outlasting Aaron Judge (.311) in the final week of season...became fifth Twin to win award and marked 15th title in club history (since 1961), joining Tony Oliva (1964-65 & '71), Rod Carew (1969, '72-75 & '77-78), Kirby Puckett (1989) and Joe Mauer (2006-09).

PROFESSIONAL: Signed as an undrafted free agent November 16, 2013; signed by scout Jose Leon.

ARRAEZ'S PLAYING RECORD																			
YEAR	CLUB	AVG	G	AB	R	H	2B	3B	HR	RBI	SH	SF	HBP	BB	SO	SB	CS	OBP	OPS
2014	DSL Twins	.348	31	115	23	40	6	0	0	15	1	1	2	16	9	10	5	.433	.833
2015	GCL Twins	.309	57	207	23	64	15	1	0	19	2	1	4	19	10	8	8	.377	.768
2016	Cedar Rapids	.347	114	475	67	165	31	3	3	66	4	3	1	31	51	3	3	.386	.830
2017	Fort Myers	.385	3	13	1	5	0	1	0	1	0	0	0	0	0	0	0	.385	.923
2018	Fort Myers	.320	60	228	27	73	14	3	1	20	6	3	2	19	28	2	3	.373	.794
	Chattanooga	.298	48	178	25	53	6	0	2	16	1	2	1	13	16	2	0	.345	.711
2019	Pensacola	.342	38	146	18	50	6	1	0	14	0	0	0	18	13	3	3	.415	.812
	Rochester	.348	16	66	8	23	4	0	0	8	0	1	0	6	2	1	0	.397	.806
	MINNESOTA	.334	92	326	54	109	20	1	4	28	0	3	1	36	29	2	2	.399	.838
2020	MINNESOTA	.321	32	112	16	36	9	0	0	13	0	1	0	8	11	0	0	.364	.765
2021	St. Paul	.250	2	8	2	2	0	0	0	2	0	0	0	1	0	0	0	.333	.583
	MINNESOTA	.294	121	428	58	126	17	6	2	42	0	6	2	43	48	2	2	.357	.733
2022	MINNESOTA	.316	144	547	88	173	31	1	8	49	0	3	3	50	43	4	4	.375	.795
Minor League Totals		.309	238	839	124	259	45	7	6	80	0	9	3	87	85	4	4	.372	.773
Major League Totals		.314	389	1413	216	444	77	8	14	132	0	13	6	137	131	8	8	.374	.784

ARRAEZ'S WILD CARD RECORD																			
YEAR	OPPONENT	AVG	G	AB	R	H	2B	3B	HR	RBI	SH	SF	HBP	BB	SO	SB	CS	OBP	OPS
2020	Houston	.000	2	6	0	0	0	0	0	0	0	0	0	2	1	0	0	.250	.250

ARRAEZ'S DIVISION SERIES RECORD																			
YEAR	OPPONENT	AVG	G	AB	R	H	2B	3B	HR	RBI	SH	SF	HBP	BB	SO	SB	CS	OBP	OPS
2019	New York-AL	.455	3	11	1	5	4	0	0	1	0	0	0	0	2	0	0	.455	1.273

ARRAEZ'S ALL-STAR GAME RECORD																			
YEAR	HOST	AVG	G	AB	R	H	2B	3B	HR	RBI	SH	SF	HBP	BB	SO	SB	CS	OBP	OPS
2022	Los Angeles-NL	.500	1	2	0	1	0	0	0	0	0	0	0	0	1	0	0	.500	1.000

ARRAEZ'S CAREER FIELDING RECORD																			
POSITION	PCT	G	PO	A	E	TC	DP	PB											
Second Base	.985	169	222	316	8	546	81	—											
Third Base	.962	79	51	126	7	184	16	—											
First Base	.998	65	437	20	1	458	42	—											
Outfield	1.000	48	68	5	0	73	1	—											
Shortstop	.938	8	4	11	1	16	5	—											
Totals	.987	369	782	478	17	1277	145	—											

ARRAEZ'S PROFESSIONAL INJURED LIST HISTORY		
DATES	INJURY	
May 6-12, 2022	COVID IL	Minnesota
July 24-31, 2021	Strained Right Knee	Minnesota
May 26-June 14, 2021	Right Shoulder Strain	Minnesota
May 4-11, 2021	Concussion	Minnesota
September 11-26, 2020	Left Knee Tendinitis	Minnesota
April 10, 2017-April 19, 2018	Right Knee Sprain	High-A Fort Myers



37 DYLAN BUNDY



RIGHT-HANDED PITCHER

H/W: 6-1/230

B/T: S/R

Age: 29

Born: 11/15/1992 in Tulsa, OK

Resides: Owasso, OK

Acquired: Signed as free agent on 12/1/21

M.L. Service: 7 years, 26 days

Contract Status: Signed thru 2022 w/ club option for 2023

PERSONAL: Dylan Matthew Bundy...Twitter: @Dylan_Bundy...Instagram: @dylanbundy...Dylan and his wife, Caitlin, were married November 28, 2020 in Bixby, OK...older brother, Bobby, was eighth-round pick by Orioles in 2008 and pitched in Baltimore system from 2008-17...represented Orioles in Dairy Night Cow Milking Contest on May 20, 2016 at Angel Stadium and defeated Angels left-handed pitcher Greg Mahle in the competition...became first visiting player to win the annual competition since Detroit's Franklyn German in 2005...attended Owasso HS (Owasso, OK)...named Gatorade National Player of the Year in 2011 and was Oklahoma's Gatorade State Player of the Year in 2009, 2010 and 2011...went 11-0, 0.20 ERA, 158 strikeouts and five walks in 71.0 innings during senior season and batted .467 with 11 home runs and 54 RBI...committed to University of Texas, before signing with Orioles out of high school...considered a "fitness buff" and maximizes performance with a focus on health and nutrition...for three summers, starting at age 15, left home alone to pitch for a travel team in Texas.

CAREER HIGHLIGHTS: Twins are third different organization (Baltimore - 2012-19 and Los Angeles-AL - 2020-21)...2020 Nick Adenhardt Award winner, voted on by Angels players to recognize the top pitching performer for the season...placed ninth in the 2020 AL Cy Young award voting, his only time receiving Cy Young votes...recorded his first major league strikeout April 21, 2016 vs. Toronto (Kevin Pillar)...earned his first major league win May 27, 2016 at Cleveland (1.1 IP, 1 H)...played in Arizona Fall League in 2015...in 2012 was named an MiLB.com organization All-Star, a *Baseball America* Minor League All-Star, Carolina League Midseason All-Star and Jim Palmer Minor League Pitcher of the Year for Baltimore...was Orioles' top prospect according to *Baseball America* from 2012-16.

POSTSEASON CAREER: Has not appeared at the major league level.

2022:

- Pitched first season with Minnesota after signing as free agent in offseason on December 1, 2021, just hours before the MLB work stoppage.
- Begun the season as the club's number four starter, making first start on April 11 vs. Seattle, pitching 5.0 shutout innings and earning the win.
- Struck out a season-high seven batters twice: April 29 at Tampa Bay (6.0 IP) and June 18 at Arizona (8.0 IP).
- Went 3-0, 0.59 ERA (15.1 IP, 1 ER) with one walk, 12 strikeouts and one home run allowed in first three starts from April 11-23...according to *Elias*, became the eighth pitcher since the current mound distance was set in 1893 to have one-or-fewer runs-allowed and one-or-fewer walks-allowed in his first three appearances of the season (all starts)...the others being Corbin Burnes (2021), Michael Kopech (2018), Greg Maddux (2001), Roger Clemens (1991), Bob Knepper (1981), Tom Seaver (1972) and Jack Powell (1907).
- Followed that previous stretch with a two-start span of allowing 15 runs on 18 hits in 9.2 innings pitched from April 29-May 4.
- Allowed career-high nine runs against former club on May 4 at Baltimore (3.2 IP).
- Placed on COVID Injured List from May 6-17.
- Earned 50th career win on June 18 at Arizona, allowing one run on four hits in a season-high 8.0 innings pitched, with no walks and seven strikeouts.
- Went 1-1, 2.63 ERA (24.0 IP, 7 ER) in five August starts.
- Surpassed 900.0 innings pitched on September 20 at Kansas City.
- Held left-handed batters to a .254 average, compared to .284 vs. right-handed batters.
- Held opponents to a .228 average the first time through the lineup, .288 the second time through and .365 the third time through.
- Averaged 75 pitches-per-start and 4.8 innings-per-start.
- Ranked seventh in the AL in fewest walks-per-9.0 IP at 1.80 (minimum of 140.0 innings pitched)...posted a 4.7 walk percentage, ranking in the 93rd percentile in baseball.
- Received 5.85 runs of support, including at least five runs of support in six of 29 starts...ranked fifth in the AL in run support average and seventh in baseball.
- Opponents hit just .216 (8-for-37) with two extra-base hits off his curveball (thrown 231 times).
- Finished with 140.0 innings pitched, 29 starts and 94 strikeouts, which were all his most in a season since 2019.
- Led Twins staff in starts (29) and ranked second in innings pitched (140.0), tied for second in wins (8) and third in strikeouts (94).

PROFESSIONAL: Originally selected by Baltimore in the first round (4th overall) of the 2011 First-Year Player Draft; signed by Orioles scout Ernie Jacobs...acquired by Los Angeles-AL via trade, in exchange right-handed pitchers Kyle Bradish, Isaac Mattson, Kyle Brnovich and Zach Peek on December 4, 2019...signed with Minnesota as free agent on December 1, 2021.

CAREER HIGHS

IP: 9.0, 3x, last 8/6/20 at SEA

Walks: 5, 3x, last 9/18/19 vs. TOR

SO: 14, 5/24/18 at CWS

CG: 3, last 8/6/20 at SEA

Low-Hit CG: 1, 8/29/17 vs. SEA

Win-Streak: 5, 7/18-8/29/17



BUNDY'S CAREER FIELDING RECORD

POSITION	PCT	G	PO	A	E	TC	DP	PB
Pitcher	.970	190	42	56	3	101	6	—

BUNDY'S PITCHING RECORD																			
YEAR	CLUB	W-L	ERA	G	GS	CG	SH	SV	IP	H	R	ER	HR	HB	BB	SO	WP	K/9	BAA
2012	Bowie	2-0	3.24	3	3	0	0	0	16.2	14	7	6	1	0	8	13	1	7.0	.230
	Frederick	6-3	2.84	12	12	0	0	0	57.0	48	20	18	5	1	18	66	4	10.4	.233
	Delmarva	1-0	0.00	8	8	0	0	0	30.0	5	2	0	0	2	2	40	1	12	.053
	BALTIMORE	0-0	0.00	2	0	0	0	0	1.2	1	0	0	0	0	1	0	0	0	.200
2014	Frederick	1-2	4.78	6	6	0	0	0	26.1	28	14	14	0	1	13	15	1	5.1	.283
	Aberdeen	0-1	0.60	3	3	0	0	0	15.0	10	1	1	0	0	3	22	1	13.2	.189
2015	Bowie	0-3	3.68	8	8	0	0	0	22.0	21	10	9	0	1	5	25	2	10.2	.253
2016	BALTIMORE	10-6	4.02	36	14	0	0	0	109.2	109	52	49	18	6	42	104	0	8.5	.257
2017	BALTIMORE	13-9	4.24	28	28	1	1	0	169.2	152	82	80	26	7	51	152	0	8.1	.240
2018	BALTIMORE	8-16	5.45	31	31	1	0	0	171.2	188	116	104	41	6	54	184	6	9.6	.274
2019	BALTIMORE	7-14	4.79	30	30	0	0	0	161.2	161	95	86	29	6	58	162	7	9.0	.256
2020	LOS ANGELES-AL	6-3	3.29	11	11	1	0	0	65.2	51	27	24	5	4	17	72	2	9.9	.208
2021	LOS ANGELES-AL	2-9	6.06	23	19	0	0	0	90.2	89	64	61	20	6	34	84	1	8.3	.253
2022	MINNESOTA	8-8	4.89	29	29	0	0	0	140.0	151	79	76	24	3	28	94	3	6.0	.271
Minor League Totals		10-9	2.59	40	40	0	0	0	167.0	126	54	48	6	5	49	181	10	9.8	.211
Major League Totals		54-65	4.74	190	162	3	1	0	910.2	902	515	480	163	38	285	852	19	8.4	.256

BUNDY'S BATTING RECORD																
BATTING	AVG	AB	R	H	2B	3B	HR	RBI	SH	SF	HBP	BB	SO	SB	OBP	OPS
Career	.143	14	1	2	0	0	0	0	0	0	0	0	9	0	.143	.286

BUNDY'S PROFESSIONAL INJURED LIST HISTORY		
DATES	INJURY	LEVEL
May 6-17, 2022	COVID IL	Minnesota
August 25-end of 2021 season	Right Shoulder Strain	Los Angeles-AL
July 13-23, 2019	Right Knee Tendinitis	Baltimore
June 26-July 6, 2018	Left Ankle Sprain	Baltimore
May 28-end of 2015 season	Right Shoulder Strain	Double-A Bowie
August 14-end of 2014 season	Right Latissimus Strain	High-A Frederick
April 3-July 3, 2014	Recovery from Right Elbow Surgery	Double-A Bowie

BUNDY'S GAME LOGS																				
DATE	OPP	W	L	SV	SVO	HLD	ERA	GS	CG	IP	H	R	ER	HR	BB	IBB	HB	SO	AVG	#PIT
4/11	SEA	1	0	0	0	0	0.00	1	0	5.0	1	0	0	0	1	0	0	2	.059	67
4/18	@BOS	1	0	0	0	0	0.87	1	0	5.1	5	1	1	0	0	0	0	6	.158	71
4/23	CWS	1	0	0	0	0	0.59	1	0	5.0	4	0	0	0	0	0	0	4	.175	79
4/29	@TB	0	1	0	0	0	2.95	1	0	6.0	7	6	6	2	2	0	0	7	.210	94
APRIL TOTALS		3	1	0	0	0	2.95	4	0	21.1	17	7	7	2	3	0	0	19	.210	311
5/4	@BAL	0	1	0	0	0	5.76	1	0	3.2	11	9	9	2	2	0	0	3	.277	74
5/17	@OAK	0	0	0	0	0	5.14	1	0	3.0	2	0	0	0	2	0	0	3	.268	54
5/25	DET	0	0	0	0	0	4.54	1	0	5.2	5	1	1	1	1	0	0	6	.261	85
5/30	@DET	0	0	0	0	0	4.76	1	0	6.0	9	4	4	1	0	0	1	3	.273	95
MAY TOTALS		0	1	0	0	0	6.87	4	0	18.1	27	14	14	4	5	0	1	15	.338	308
6/4	@TOR	0	1	0	0	0	5.57	1	0	2.1	8	6	5	2	1	0	0	2	.294	67
6/9	NYG	0	0	0	0	0	5.87	1	0	4.0	5	4	4	2	1	0	0	1	.295	66
6/18	@ARI	1	0	0	0	0	5.17	1	0	8.0	4	1	1	0	0	0	0	7	.277	107
6/24	COL	0	1	0	0	0	4.80	1	0	6.0	4	1	1	0	2	0	0	2	.270	60
6/29	@CLE	0	0	0	0	0	4.71	1	0	5.0	6	3	2	0	1	0	0	1	.273	83
JUNE TOTALS		1	2	0	0	0	4.62	5	0	25.1	27	15	13	4	5	0	0	13	.273	383
7/4	@CWS	0	0	0	0	0	4.50	1	0	5.0	3	1	1	1	1	0	0	6	.267	58
7/10	@TEX	1	0	0	0	0	4.68	1	0	5.0	6	4	4	0	2	0	0	4	.270	77
7/16	CWS	1	0	0	0	0	4.71	1	0	5.1	5	3	3	0	1	0	0	3	.269	88
7/26	@MIL	0	0	0	0	0	5.02	1	0	4.0	7	5	5	2	2	0	0	5	.275	77
7/31	@SD	0	1	0	0	0	5.04	1	0	5.0	4	3	3	1	0	0	0	3	.271	78
JULY TOTALS		2	1	0	0	0	5.92	5	0	24.1	25	16	16	4	6	0	0	21	.266	378
8/6	TOR	0	0	0	0	0	5.01	1	0	4.0	5	2	2	1	1	0	0	6	.272	65
8/13	@LAA	0	0	0	0	0	4.76	1	0	5.0	2	0	0	0	0	0	1	1	.265	65
8/19	TEX	1	0	0	0	0	4.60	1	0	5.1	2	1	1	0	1	0	0	2	.259	71
8/24	@HOU	0	1	0	0	0	4.56	1	0	5.0	3	2	2	1	1	0	1	0	.256	66
8/29	BOS	0	0	0	0	0	4.53	1	0	4.2	9	2	2	0	1	0	0	3	.263	86
AUGUST TOTALS		1	1	0	0	0	2.63	5	0	24.0	21	7	7	2	5	0	2	12	.231	353
9/4	@CWS	1	0	0	0	0	4.34	1	0	5.0	2	0	0	0	1	0	0	4	.258	66
9/9	CLE	0	1	0	0	0	4.68	1	0	4.2	12	7	7	3	0	0	0	1	.269	94
9/15	KC	0	0	0	0	0	4.68	1	0	4.0	4	2	2	1	0	0	0	2	.268	60
9/20	@KC	0	0	0	0	0	4.78	1	0	4.2	4	4	4	2	1	0	0	2	.267	65
9/25	LAA	0	1	0	0	0	4.93	1	0	3.1	7	5	4	1	2	0	0	2	.271	84
10/1	@DET	0	0	0	0	0	4.89	1	0	5.0	5	2	2	1	0	0	0	3	.271	78
SEPT/OCT TOTALS		1	2	0	0	0	6.41	6	0	26.2	34	20	19	8	4	0	0	14	.301	447



25 BYRON BUXTON



OUTFIELDER

H/W: 6-2/196 B/T: R/R
Age: 28
Born: 12/18/1993 in Baxley, GA
Resides: Baxley, GA

Acquired: 1st RD (2nd overall), 2012 MLB Draft
M.L. Service: 6 years, 160 days
Contract Status: Signed thru 2028

PERSONAL: Byron Keiron Buxton...wife, Lindsey...sons, Brixton Scott (12/6/13) and Blaze Jett (7/2/20)...Twitter: @OfficialBuck103...Instagram: @buckdaddy103...2012 graduate of Appling County (GA) High School...in 2012, ranked top high school prospect in the country at the time of the MLB First-Year Player Draft by *Baseball America*...named 2011 and '12 Gatorade Georgia Player of the Year, leading Appling County High School to the Georgia Class AA State Championship in 2012...named First-Team Rawlings Preseason All-American after hitting .513 with 17 doubles, three home runs, 35 RBI and 38 stolen bases during senior season; as a pitcher, went 10-1 with five saves and 154 strikeouts in 81.0 innings pitched...struck out 18 batters in 7.0 innings pitched in the deciding game of the Georgia Class AA State Championship Series...selected to play in the Under Armour All-American Game in 2011...played football and was an All-State defensive back and receiver as a senior and All-Region as a quarterback as a junior...participated in Twins Winter Caravan in 2016 and '17...started Buxton's Battalion, in which he provides tickets and special meet and greet for military members and their families at every Friday home game...invites members of the Minnesota National Guard to play catch on the field...his brother, Felton, serves in the U.S. Navy...in 2019 raised funds through the Big League Impact ALL WIN campaign, impacting Minnesota Military Family Foundation...occasionally attends Twins RBI Glove Giveaways, helping distribute free baseball gloves to participants in the Twins RBI program...named Carl R. Pohlad Community Service Award winner in 2020...is a Tampa Bay Buccaneers fan...used "Flash Lights" by Parliament as walk-up song for 2021.

CAREER HIGHLIGHTS: Named 2022 AL All-Star, originally as reserve but started in game, replacing Mike Trout; hit go-ahead solo homer in fourth inning...named AL Player of the Week June 13, 2022...awarded MLB's Play of the Week twice in 2022, once for a diving catch on May 24 vs. DET and again on July 4 at CWS for initiating an 8-5 triple play, the first in baseball history...named American League Player of the Month for April 2021...became the 16th Twins player to win the award and the first since Delmon Young in July 2010...also just the third Twin to be named AL Player of the Month for April, joining Kirby Puckett (1986) and Torii Hunter (2002)...named 2020 Rawlings Gold Glove centerfield finalist, along with Oakland's Ramón Laureano, both finishing behind Chicago-AL's Luis Robert...finished 2020 placing 16th in American League MVP voting with two voting points - one ninth place vote...given 2016, 2017, 2019 & 2020 Jim Kaat Award for Twins Defensive Player of the Year and 2017 Bill Boni Award as Most Improved Twin, all voted on by the Twin Cities Chapter of the BBWAA...was successful in 33-consecutive steal attempts May 23, 2017-April 22, 2019, a club record...earned first career Rawlings AL Gold Glove Award® and AL Platinum Glove in 2017...also in 2017, hit three home runs August 27 at Toronto, becoming the eighth player in club history, at the time to do so, joining Bob Allison, Harmon Killebrew, Tony Oliva, Justin Morneau, Max Kepler, Brian Dozier and Eddie Rosario...named Twins top prospect entering 2016, as well as best hitter for average, fastest baserunner, best athlete, best defensive outfielder and best outfield arm in Twins system by *Baseball America*...made major league debut June 14, 2015 at Texas; started in centerfield and went 0-for-4 with a run scored...notched first career hit June 15 at St. Louis, a triple off John Lackey...hit first career homer Sept. 27, 2015 at Detroit, a solo shot off Jose Valdez in the eighth...named Twins top prospect entering 2015, as well as best hitter for average, fastest baserunner, best athlete, best defensive outfielder and best outfield arm in the Twins system by *Baseball America*...named top prospect in baseball by MLB.com entering 2015...named 2013 Most Valuable Player and Prospect of the Year in the Midwest League by *Baseball America*...awarded with 54th annual J.G. Taylor Spink Award as Topps/Minor League Baseball's Player of the Year in 2013...named 2013 Minor League Player of the Year by *Baseball America*...given 2013 Sherry Robertson Award as Twins minor league Player of the Year...named top prospect, best hitter for average, fastest baserunner, best athlete, best defensive outfielder and best outfield arm in Twins system by *Baseball America* entering 2014...selected to play for the U.S. in the 2013 SiriusXM All-Star Futures Game at Citi Field.

POSTSEASON CAREER: 2020: Appeared in two games in AL Wild Card Series vs. Houston...made the start in Game 1 September 29, going 1-for-4, singling off Zack Greinke in the first inning for first career Postseason hit...**2019:** Was not on Twins 2019 ALDS roster vs. New York-AL after having left shoulder surgery in September...**2017:** made Postseason debut in the AL Wild Card Game October 3, 2017 at New York-AL, batting seventh in centerfield; went 0-for-2 with a strikeout and groundout before exiting the game in the fourth inning after crashing into the centerfield wall two innings prior, robbing Todd Frazier of extra bases.

2022:

- Signed seven-year contract extension to stay in Minnesota through 2028 on December 1, 2021 just hours prior the MLB work stoppage.
- Was Twins Opening Day centerfielder and leadoff hitter on April 8 vs. Seattle, his seventh Opening Day roster, all with Twins.
- Homered six times in first 10 games from April 8-24, the first player in Twins/Senators history to do so.
- Recorded fifth career multi-homer game on April 10 vs. Seattle...finished with four multi-homer games, also April 24 vs. Chicago-AL (6th

CAREER HIGHS

Hits: 5, 4/28/21 at CLE
RBI: 5, 3x, last 4/24/22 vs. CWS
HR: 3, 8/27/17 at TOR
GS: 2, last 5/18/19 at SEA
SB: 2, 2x, last 4/12/18 vs. CWS
Hit-Strike: 12, 8/10-21/17

WALK-OFF HITS/PA

9/14/17 vs. TOR (HR)
9/5/20 vs. DET (1B)
4/24/22 vs. CWS (HR)
7/1/22 vs. BAL (HR)

MULTI-HR GAMES

8/27/17 at TOR (3)
8/12/20 at MIL
9/17/20 at CWS
9/30/21 vs. DET
4/10/22 vs. SEA
4/24/22 vs. CWS
6/9/22 vs. NYY
6/10/22 vs. TB



career), June 9 vs. New York-AL (7th career) and June 10 vs. Tampa Bay (8th career)...the consecutive multi-homer games on June 9 and 10 made him the fifth player in Twins/Senators history (1901-present) to record consecutive games with two-or-more home runs; he joined Harmon Killebrew (May 1-2, 1959), Don Mincher (July 20-21, 1963), Kirby Puckett (August 29-30, 1987) and Eddie Rosario (April 18-20, 2019).

- Hit third career walk-off home run on April 24 vs. Chicago-AL, a three-run shot off Liam Hendriks in the bottom of the 10th inning, securing a 6-4 Twins victory...the homer was measured at 469 feet, marking the longest walk-off in the Statcast Era (since 2015)...he homered earlier in the game and according to the *Elias Sports Bureau*, the two-homer game marked the 16th time in club history that a Twin hit a walk-off home run in a game in which he homered at least twice...the previous was Eddie Rosario's three-homer/walk-off game on June 3, 2018 vs. Cleveland.
- Awarded MLB's Play of the Week on May 24 vs. Detroit, making a diving catch in right-centerfield off the bat of Jeimer Candelario.
- Homered in first and second innings on June 9 vs. New York-AL for second time on season (also April 10 vs. SEA)...became second player in Twins/Senators history with two such games in season (also Killebrew in 1969).
- Named AL Player of the Week on June 13, his second career honor (also August of 2017)...he hit .333 (7-for-21) with eight runs scored, a double, five home runs, seven RBI and a 1.095 slugging percentage over six games played.
- Had 19 home runs at his 50-game mark on June 19, becoming second player in Minnesota/Washington franchise history (since 1901) with 19 home runs in first 50 games, the other being Harmon Killebrew in 1959.
- Hit nine home runs with 15 RBI in 23 June games...nine home runs tied for fourth-most in the AL and tied for fifth-most in baseball.
- Hit third career walk-off home run on July 1 vs. Baltimore, a two-run shot off Jorge López in the bottom of the ninth, securing a Twins 3-2 victory.
- Awarded MLB's Play of the Week for second time on season July 4 at Chicago-AL, starting an 8-5 triple play, the first in Major League Baseball history...he caught a flyball in right-centerfield off the bat of AJ Pollock, then assisted third baseman Gio Urshela, who converted the other two outs.
- Named to American League All-Star team as reserve, the first of career...named starting centerfielder by AL manager Dusty Baker, replacing Los Angeles-AL's Mike Trout...batted sixth and went 1-for-2 with a go-ahead solo home run off Los Angeles-NL's Tony Gonsolin in the fourth inning (425 ft)...struck out in first at-bat against Miami's Sandy Alcantara...became fourth Twin to homer in an All-Star Game, joining Harmon Killebrew (1961, '65 & '71), Kirby Puckett (1993) and Brian Dozier (2015).
- Homered in 10 consecutive road series from June 3-August 14 (June 3 at Toronto, June 13 at Seattle, June 17 at Arizona, June 28 at Cleveland, July 4 at Chicago-AL, July 10 at Texas, July 26 at Milwaukee, July 29 & 30 at San Diego, August 9 at Los Angeles-NL, and August 14 at Los Angeles-AL)...it tied Miguel Sanó for the longest streak by a Twin since September 2016-June 2017...longest by any player since Justin Turner did it in 10-straight in 2019.
- Reached safely in season-long 10-straight games to end his season from August 9-22.
- Placed on 10-day Injured List on August 23 with a right hip strain, ending his season.
- Hit .252 (26-for-103) vs. left-handed pitching, compared to .211 (50-for-237) against right-handed pitching.
- Posted an expected slugging percentage (xSLG) of .509, seventh-best in the AL among qualifiers.
- Finished with 28 home runs on season, tied for 13th in the AL...hit 21 homers from the number one spot in the lineup, fourth-most in the AL and sixth-most in baseball.
- 11 of his 28 home runs were with the score tied and six were when the club was trailing by one run.
- Ranked sixth in the AL and eighth in baseball in average exit velocity (92.9 mph)...ranked eighth in the AL and 11th in baseball in barrels-per-plate appearance percentage (9.7%)...ranked 18th in baseball in hard-hit percentage (50.2%).
- Ranked in the 93rd percentile in baseball in hard-hit percentage (50.2%) and in the 92nd percentile in sprint speed (29.1 mph)...one of three players in baseball in the 90th percentile in both categories, the others being Mike Trout (51.0% / 29.4 mph) and Julio Rodríguez (50.7% / 29.7 mph).
- Finished season with an MLB-record 54 consecutive home runs since last grounding into a double play on August 18, 2020 vs. Milwaukee when he hit into two.
- Set career-high in home runs (28) and tied career-high in RBI (51).
- Ranked third on Twins in Wins Above Replacement (*STATS LLC*) at 3.8, trailing Carlos Correa (6.0) and Luis Arraez (4.2).

PROFESSIONAL: Selected by Twins second overall in first round of 2012 First-Year Player Draft, the highest Twins draft pick since selecting Joe Mauer with the number one pick in the 2001 draft...was just the third second overall pick in Twins history, previous two being right-handed pitcher Adam Johnson in 2000 and first baseman Travis Lee in 1996...signed by scout Jack Powell.

BUXTON'S CAREER FIELDING RECORD

POSITION	PCT	G	PO	A	E	TC	DP	PB
Outfield	.992	542	1449	20	12	1481	5	—

BUXTON'S WILD CARD RECORD

YEAR	OPPONENT	AVG	G	AB	R	H	2B	3B	HR	RBI	SH	SF	HBP	BB	SO	SB	CS	OBP	OPS
2017	New York-AL	.000	1	2	0	0	0	0	0	1	0	0	0	0	1	1	0	.000	.000
2020	Houston	.250	2	4	0	1	0	0	0	0	0	0	0	0	3	1	1	.250	.500
Wild Card Totals		.167	3	6	0	1	0	0	0	1	0	0	0	0	4	2	1	.167	.333

BUXTON'S PLAYING RECORD																			
YEAR	CLUB	AVG	G	AB	R	H	2B	3B	HR	RBI	SH	SF	HBP	BB	SO	SB	CS	OBP	OPS
2012	GCL Twins	.216	27	88	17	19	4	3	4	14	0	0	3	11	26	4	3	.324	.790
	Elizabethhton	.286	21	77	16	22	6	1	1	6	0	0	2	8	15	7	0	.368	.797
2013	Cedar Rapids	.341	68	270	68	92	15	10	8	55	3	3	1	44	56	32	11	.431	.990
	Fort Myers	.326	57	218	41	71	4	8	4	22	0	1	2	32	49	23	8	.415	.887
2014	Fort Myers	.240	30	121	19	29	4	2	4	16	0	0	3	10	33	6	2	.313	.718
	New Britain	.000	1	3	0	0	0	0	0	0	0	0	0	0	3	0	0	.000	.000
2015	Chattanooga	.283	59	237	44	67	7	12	6	37	0	4	1	26	51	20	2	.351	.840
	Rochester	.400	13	55	11	22	3	1	1	8	0	0	0	4	12	2	1	.441	.986
	MINNESOTA	.209	46	129	16	27	7	1	2	6	2	0	1	6	44	2	2	.250	.576
2016	Rochester	.305	49	190	41	58	11	3	11	24	0	2	3	14	58	7	0	.359	.927
	MINNESOTA	.225	92	298	44	67	19	6	10	38	4	3	3	23	118	10	2	.284	.714
2017	Rochester	.417	3	12	3	5	0	0	2	3	0	0	0	1	3	0	0	.462	1.378
	MINNESOTA	.253	140	462	69	117	14	6	16	51	5	2	4	38	150	29	1	.314	.728
2018	Fort Myers	.000	1	4	0	0	0	0	0	0	0	0	0	0	0	0	0	.000	.000
	Rochester	.272	35	136	22	37	11	1	4	14	0	0	3	9	42	4	1	.331	.787
	MINNESOTA	.156	28	90	8	14	4	0	0	4	1	0	0	3	28	5	0	.183	.383
2019	Cedar Rapids	.500	1	2	1	1	1	0	0	0	0	0	0	1	0	0	0	.667	1.667
	MINNESOTA	.262	87	271	48	71	30	4	10	46	2	1	2	19	68	14	3	.314	.827
2020	MINNESOTA	.254	39	130	19	33	3	0	13	27	0	2	1	2	36	2	1	.267	.844
2021	St. Paul	.409	7	22	6	9	2	1	3	9	0	2	0	2	3	0	0	.423	1.423
	MINNESOTA	.306	61	235	50	72	23	0	19	32	0	0	6	13	62	9	1	.358	1.005
2022	MINNESOTA	.224	92	340	61	76	13	3	28	51	0	1	7	34	116	6	0	.526	.833
Minor League Totals		.301	372	1435	289	432	68	42	48	208	3	12	18	162	352	105	28	.376	.883
Major League Totals		.244	585	1955	315	477	113	20	98	255	14	9	24	138	622	77	10	.473	.773

BUXTON'S PROFESSIONAL INJURED LIST HISTORY		
DATES	INJURY	LEVEL
August 23-end of 2022 season	Right Hip Strain	Minnesota
June 22-August 27, 2021	Fractured Left Hand	Minnesota
May 7-June 19, 2021	Strained Right Hip	Minnesota
August 20-September 1, 2020	Left Shoulder Inflammation	Minnesota
September 10-end of 2019 season	Left Shoulder Subluxation (Labrum)	Minnesota
August 3-September 1, 2019	Left Shoulder Subluxation (Labrum)	Minnesota
July 16-25, 2019	Concussion-like Symptoms	Minnesota
June 18-29, 2019	Right Wrist Contusion	Minnesota
July 31-August 14, 2018	Left Wrist Strain	Triple-A Rochester
July 13-27, 2018	Left Wrist Strain	Triple-A Rochester
May 30-July 2, 2018	Left Great Toe Fracture	Minnesota
April 15-May 10, 2018	Migraine Symptoms	Minnesota
July 15-August 1, 2017	Left Groin Strain	Minnesota
June 25-August 10, 2015	Left Thumb Sprain	Minnesota
May 9-July 6, 2014	Left Wrist Sprain	High-A Fort Myers
April 3-May 4, 2014	Left Wrist Sprain	High-A Fort Myers



8 JAKE CAVE



OUTFIELDER

H/W: 6-0/198 B/T: L/L
Age: 29
Born: 12/4/1992 in Hampton, VA
Resides: McKinney, TX

Acquired: Trade with NYY, 3/16/18
M.L. Service: 3 years, 137 days
Contract Status: Signed thru 2022

PERSONAL: Andrew Jacob Cave...wife, Saige; married November 2021...daughter, Sloane, and son, Sonny (born in 2022)...Twitter: @JakeCave8...Instagram: @jakecave8...graduated in 2011 from Kecoughtan (Va.) High School...as a senior, hit .627 with 16 extra-base hits and a .725 OBP...also pitched, going 6-3 with a 1.65 ERA and 101 strikeouts in 55.0 IP...named Co-Eastern Region Player of the Year in Virginia...was ranked by Perfect Game as the No. 25 player in the high school Class of 2011...had committed to LSU prior to signing with the Yankees...participated in 2018, '19 & '20 Twins Winter Caravan...big fan of rapper Eminem, claiming to know the lyrics to every song...along with Saige and Sloane, dressed up as characters from the movie "A League of Their Own" for 2020 Halloween, Jake being Tom Hanks' character, Jimmy Dugan...favorite all-time TV show is Breaking Bad.

CAREER HIGHLIGHTS: Twins third organization (New York-AL from 2011-15, '16 and Cincinnati from 2015-16)...traded to Minnesota for right-handed pitcher Luis Gil on March 16, 2018...made major league debut on May 19, 2018 vs. Milwaukee, and his first major league hit was a homer off Freddy Peralta...given 2018 Bill Boni Award for Twins Most Outstanding Rookie...was a 2014 Florida State League Midseason and Postseason All-Star.

POSTSEASON CAREER: Career .200 (1-for-5) in three Postseason games...**2020:** Appeared in one game in AL Wild Card Series on September 30 vs. Houston as a defensive replacement (Eddie Rosario ejected) and went 0-for-1...**2019:** Made Postseason debut in Game 2 of the ALDS October 5, 2019 at New York, starting in leftfield, going 0-for-2 with a strikeout...started again in Game 3 in leftfield October 7 at Target Field, going 1-for-2 with a single off rightfield wall and strikeout.

2022:

- Was in Twins spring training as non-roster invitee after re-signing on a minor league contract...reassigned to minor league camp on April 3 and reported to Triple-A St. Paul where he began season.
- Hit safely in Saints franchise record 15-straight from May 18-June 3, hitting .338 (23-for-68 in that span).
- Hit grand slams for Saints on May 21 at Omaha and July 6 at Louisville...became first Saints player to hit two grand slams in season.
- Hit safely in 13 straight with Saints from June 16-July 2, which included a span of four-straight two hit games from June 25-29 and two hits six times in a seven-game span from June 25-July 2.
- Hit .326 (29-for-89) with seven doubles, four triples, four home runs, 10 RBI, 13 walks and a 1.047 OPS in 23 June games for Saints.
- Reached base safely in 49 consecutive games from May 3-July 7, fourth-longest streak in minor league baseball on season.
- Finished minor league season with seven triples, fourth-most in the minors.
- Contract selected from Triple-A St. Paul on August 2 and spent rest of season with Minnesota...he hit .304 (68-for-224) with 14 home runs, a .603 slugging percentage and a .990 OPS in 56 games for Saints leading up to promotion.
- Hit safely in season-long five-straight to begin stretch with Minnesota from August 2-6.
- Set season-high three hits with Twins on September 28 vs. Chicago-AL, including two doubles, his fourth career two-double game.
- Ranked tied for second on Twins in triples with three, despite playing in just 54 games.
- Hit .273 (9-for-33) vs. left-handed pitching with Twins, compared to .198 (26-for-131) vs. right-handed pitching.
- Combined to hit .253 (123-for-486) with 27 doubles, 10 triples, 19 home runs, 77 RBI, 80 runs scored, 54 walks, 12 stolen bases, a .335 on-base percentage and an .802 OPS in 138 games between Minnesota and St. Paul.
- Claimed off waivers by Baltimore on October 12.

PROFESSIONAL: Selected by New York-AL in the sixth round of the 2011 First-Year Player Draft...selected by Cincinnati in the first round of the Major League phase of the 2015 Rule 5 Draft December 10, 2015, and re-acquired from the Reds as a Rule 5 Draft return on April 5, 2016.

CAREER HIGHS

Hits: 3, 6x, last 9/28/22 vs. CWS
RBI: 4, 3x, last 8/28/22 vs. SF
HR: 2, 3x, last 9/23/20 vs. DET
GS: 1, 2x, last 7/26/20 at CWS
SB: 1, 5x, last 9/30/22 at DET
Hit-Strike: 8, 3x, last 8/6-20/19

WALK-OFF HITS/PA

None

MULTI-HR GAMES

8/23/19 vs. DET
8/29/19 at CWS
9/23/20 vs. DET



CAVE'S PLAYING RECORD

YEAR	CLUB	AVG	G	AB	R	H	2B	3B	HR	RBI	SH	SF	HB	BB	SO	SB	CS	OBP	OPS
2011	GCL Yankees	.000	1	1	0	0	0	0	0	0	0	0	0	1	0	0	0	.500	.500
2012		DID NOT PLAY - INJURED																	
2013	Charleston	.282	115	464	69	131	37	6	2	31	4	4	8	40	110	18	9	.347	.748
2014	Tampa	.304	90	385	50	117	18	4	3	24	1	0	2	28	80	10	3	.354	.749
	Trenton	.273	42	176	24	48	10	5	4	18	2	0	1	18	44	2	3	.344	.798
2015	Trenton	.269	125	505	68	136	22	5	2	37	5	5	5	43	98	17	3	.330	.674
	Scranton/WB	.458	7	24	4	11	3	1	0	2	0	1	1	3	8	0	0	.517	1.184
2016	Trenton	.288	27	104	12	30	8	3	3	17	0	1	1	10	28	3	4	.353	.863
	Scranton/WB	.261	89	322	47	84	18	6	5	38	1	1	4	26	78	3	3	.323	.724
2017	Trenton	.266	31	128	19	34	13	2	5	18	1	1	0	10	33	1	0	.317	.832
	Scranton/WB	.324	72	278	47	90	13	3	15	38	0	0	1	18	82	1	3	.367	.921
2018	Rochester	.269	59	216	26	58	9	1	6	28	4	4	4	26	55	4	2	.352	.755
	MINNESOTA	.265	91	283	54	75	16	2	13	45	2	3	3	18	102	2	1	.313	.786
2019	Rochester	.352	48	196	37	69	18	4	7	39	0	3	0	15	50	5	0	.393	.984
	MINNESOTA	.258	72	198	28	51	11	2	8	25	0	1	8	21	71	0	0	.351	.805
2020	MINNESOTA	.221	42	113	17	25	3	2	4	15	0	0	5	5	44	0	2	.285	.674
2021	St. Paul	.367	8	30	6	11	1	0	1	5	0	0	1	5	10	0	1	.472	.972
	MINNESOTA	.189	76	164	14	31	6	1	3	13	1	0	3	10	62	1	1	.249	.541
2022	St. Paul	.273	85	322	63	88	20	7	14	57	0	1	7	43	93	10	0	.370	.879
	MINNESOTA	.213	54	164	17	35	7	3	5	20	0	2	0	11	49	2	0	.260	.644
Minor League Totals		.288	799	3151	472	907	190	47	67	352	14	21	35	286	769	74	31	.352	.793
Major League Totals		.235	335	922	130	217	43	10	33	118	3	6	19	65	328	5	4	.297	.708

CAVE'S WILD CARD RECORD

YEAR	OPPONENT	AVG	G	AB	R	H	2B	3B	HR	RBI	SH	SF	HB	BB	SO	SB	CS	OBP	OPS
2020	Houston	.000	1	1	0	0	0	0	0	0	0	0	0	0	1	0	0	.000	.000

CAVE'S DIVISION SERIES RECORD

YEAR	OPPONENT	AVG	G	AB	R	H	2B	3B	HR	RBI	SH	SF	HB	BB	SO	SB	CS	OBP	OPS
2019	New York-AL	.250	2	4	0	1	0	0	0	0	0	0	0	0	2	0	0	.250	.250

CAVE'S CAREER FIELDING RECORD

POSITION	PCT	G	PO	A	E	TC	DP	PB
Outfield	.982	312	520	19	10	549	4	—

CAVE'S PROFESSIONAL INJURED LIST HISTORY

DATES	INJURY	LEVEL
May 15-July 24, 2021	Lower Back Stress Reaction	Minnesota
May 27-June 3, 2017	Concussion-like Symptoms	Double-A Trenton
April 6-29, 2017	Left Knee Surgery	Triple-A Scranton/Wilkes-Barre



67 GILBERTO CELESTINO



OUTFIELDER

H/W: 6-0/205 B/T: R/L
Age: 23
Born: 2/13/1999 in Santo Domingo, DR
Resides: Santo Domingo, DR

Acquired: Trade with Houston, 7/27/18
M.L. Service: 1 year, 57 days
Contract Status: Signed thru 2022

PERSONAL: Gilberto Celestino Tiburcio (pronounced heel-bear-toe sell-ess-TEE-no)...Instagram: @gilbert_celestino...son, Gilberto Jose (2022)...spent time during the 2020-21 offseason vacationing and visiting Playa del Carmen, Chichén Itzá on Mexico's Yucatán Peninsula, Cozumel and Tulum.

CAREER HIGHLIGHTS: Twins are second organization; originally signed by Houston as an undrafted free agent July 2, 2015 and traded to Minnesota along with right-handed pitcher Jorge Alcalá on July 27, 2018, in exchange for pitcher Ryan Pressly...made major league debut on June 2, 2021 at Baltimore...hit first career home run on June 14 at Seattle...spent 2020 season at alternate training site in St. Paul, MN; ranked 10th-best prospect, best defensive outfielder and best outfield arm in Twins system by *Baseball America*...debuted wearing number 79 in 2021, the first player/coach in club history to wear that number...switched to number 67 prior to 2022 season.

POSTSEASON CAREER: Has not appeared at major league level.

2022:

- Made Twins Opening Day roster for first time in career and was club's fourth outfielder.
- Did not get regular playing time until the end of April and hit .397 (27-for-68) with a .909 OPS in a 23-game stretch from April 28-June 5.
- Set season/career-high with six-game hitting streak from April 28-May 6, hitting .381 (8-for-21) with a .911 OPS in that span.
- First career three-hit game on May 8 vs. Oakland...matched season/career-high with three hits again on June 5 at Toronto.
- First career multi-RBI game on May 18 at Oakland in a pinch-hitting appearance (single).
- Placed on COVID Injured List from May 27-June 4.
- Hit .364 (20-for-55) with three doubles, five walks, a .426 on-base percentage and an .844 OPS in 19 May games...his average and OPS both ranked second among all MLB rookies for the month.
- Placed on Paternity List from August 1-4, to attend the birth of his son, Gilberto Jhose.
- Recorded career-high with three RBI on August 26 vs. San Francisco...all three runs came on a bases-clearing double in a Twins 9-0 victory.
- Recorded first career walk-off plate appearance on August 27 vs. San Francisco, drawing bases loaded four-pitch walk in bottom of 10th inning in a Twins 3-2 victory.
- Hit .263 (46-for-175) in 64 road games, compared to .206 (28-for-136) in 58 home games.
- Hit .251 (51-for-203) with nine extra-base hits against right-handed pitching with Twins, compared to .213 (23-for-108) vs. lefties.
- Led Twins in games played in outfield with 119 (87 starts - 2nd-most)...played 90 games (68 starts) in centerfield, 28 games (14 starts) in leftfield and eight games (5 starts) in rightfield.
- Ranked in the 93rd percentile in baseball in outfield arm strength.
- Ranked seventh among AL rookies in games played (122), eighth in walks (32), 11th in hits (74), tied for 13th in doubles (12) and 14th in runs scored (30).

PROFESSIONAL: Originally signed by Houston as an undrafted free agent July 2, 2015; signed by scouts Oz Ocampo and Roman Ocumarez...traded to Minnesota along with right-handed pitcher Jorge Alcalá on July 27, 2018, in exchange for pitcher Ryan Pressly.

CAREER HIGHS

Hits: 3, 2x, last 6/5/22 at TOR
RBI: 3, 8/26/22 vs. SF
HR: 1, 4x, last 8/16/22 vs. KC
GS: - -
SB: 10/1/22 at DET

Hit-Streak: 6, 4/28-5/6/22

WALK-OFF HITS/PA

8/27/22 vs. SF (BB)

MULTI-HR GAMES

None



CELESTINO'S CAREER FIELDING RECORD


POSITION	PCT	G	PO	A	E	TC	DP	PB
Outfield	.980	141	282	6	6	294	1	—

CELESTINO'S PROFESSIONAL INJURED LIST HISTORY

DATES	INJURY	LEVEL
May 27-June 4, 2022	COVID IL	Minnesota

CELESTINO'S PLAYING RECORD

YEAR	CLUB	AVG	G	AB	R	H	2B	3B	HR	RBI	SH	SF	HB	BB	SO	SB	CS	OBP	OPS
2016	GCL Astros	.200	18	55	7	11	3	1	0	2	0	1	1	8	16	6	1	.308	.599
	DSL Astros Orange	.279	38	136	22	38	9	3	2	17	0	3	1	25	23	9	2	.388	.822
2017	Greeneville	.268	59	235	38	63	10	2	4	24	1	2	1	22	59	10	2	.331	.709
2018	Corpus Christi	.000	3	8	0	0	0	0	0	0	1	0	0	0	5	0	0	.000	.000
	Tri-City	.323	34	127	18	41	8	0	4	21	0	1	4	10	25	14	0	.387	.868
	Elizabethton	.266	27	109	13	29	4	1	1	13	0	1	1	6	16	8	2	.308	.656
2019	Cedar Rapids	.276	117	450	52	124	24	3	10	51	0	1	4	48	81	14	8	.350	.759
	Fort Myers	.300	8	30	6	9	4	0	0	3	0	1	0	2	4	0	0	.333	.767
2020	SPENT SEASON AT ALTERNATE TRAINING SITE IN ST. PAUL, MN																		
2021	Wichita	.250	21	84	10	21	5	0	2	7	0	0	1	11	24	0	1	.344	.725
	St. Paul	.290	49	183	27	53	13	0	5	24	0	0	4	24	43	4	0	.384	.827
	MINNESOTA	.136	23	59	7	8	3	0	2	3	0	0	0	3	14	0	0	.177	.466
2022	St. Paul	.000	2	7	0	0	0	0	0	0	0	0	0	2	3	1	0	.222	.222
	MINNESOTA	.238	122	311	30	74	12	1	2	24	2	0	2	32	77	4	1	.313	.615
Minor League Totals		.273	376	1424	193	389	80	10	27	162	2	10	17	158	299	66	16	.351	.753
Major League Totals		.222	145	370	37	82	15	1	4	27	2	0	2	35	91	4	1	.282	.592



55 MARK CONTRERAS



OUTFIELDER

H/W: 6-0/195 B/T: L/R
Age: 27
Born: 1/24/1995 in Moreno Valley, CA
Resides: Moreno Valley, CA

Acquired: 9th RD, 2017 MLB Draft
M.L. Service: 42 days
Contract Status: Signed thru 2022

PERSONAL: Mark Anthony Contreras...Twitter: @ContrerasMark5...Instagram: @markanthony_5...was a four-year letterwinner at Canyon Springs High School in Moreno Valley, CA...won the Inland Empire Championship all four years and received the Defensive Player MVP award in 2010...in 2011 and 2012 was named All-League First-Team as a third baseman and a First-Team All-League as a shortstop in 2013...avid gamer and streams on Twitch (thekidbenastyyy).

CAREER HIGHLIGHTS: Made major league debut on May 11, 2022 vs. Houston...first career hit on June 27 2022 at Cleveland, a single...first major league home run on August 2, 2022 vs. Toronto, off José Berrios...named a 2021 MiLB.com organization All-Star in the outfield...won a MiLB Gold Glove in 2019.

POSTSEASON CAREER: Has not appeared at major league level.

2022:

- Began season at Triple-A St. Paul and had four stints with the Twins during season.
- Made major league debut on May 11 vs. Houston, going 0-for-2 but recorded first career RBI with sacrifice fly in first plate appearance.
- Minor League career-high tying four hits on June 19 at Columbus, with Saints...had four hits again on August 30 vs. Omaha.
- Recorded first career major league hit on June 27 at Cleveland (Game 1), singling off infielder Ernie Clement in a Twins 11-1 victory...first player in club history to record first major league hit off a position player.
- Hit first major league home run on August 2 vs. Detroit, a solo shot off Matt Manning...hit second home run three days later on August 5 vs. Toronto, a solo shot off José Berrios.

CAREER HIGHS

Hits: 1, 7x, last 10/1/22 at DET
RBI: 1, 6x, last 10/1/22 at DET
HR: 1, 3x, last 10/1/22 at DET
GS: --
SB: 1, 9/30/22 at DET
Hit-Streak: 2, 2x, last 9/30-10/1/22

WALK-OFF HITS/PA

None

MULTI-HR GAMES

None



- Hit minor league career high-tying two home runs on September 7 at Toledo with Saints.
- Led Saints in home runs (15), tied for first in games (102), second in doubles (21), stolen bases (23) and RBI (59), and third in hits (89) and runs scored (64).
- Finished season with Twins, playing in 16 games for Minnesota down the stretch.
- Combined to hit .221 (95-for-430) with 22 doubles, one triple, 18 home runs, 64 RBI and 73 runs scored in 129 games between St. Paul and Minnesota.

PROFESSIONAL: Selected by the Twins in the ninth round of the 2017 First-Year Player Draft; signed by scout John Leavitt.

CONTRERAS' PLAYING RECORD																			
YEAR	CLUB	AVG	G	AB	R	H	2B	3B	HR	RBI	SH	SF	HBP	BB	SO	SB	CS	OBP	OPS
2017	Elizabethton	.275	43	171	27	47	9	2	4	24	0	2	4	8	52	5	1	.319	.740
2018	Cedar Rapids	.440	7	25	4	11	3	0	0	5	1	0	0	2	7	1	0	.482	1.042
	Fort Myers	.212	97	335	60	71	15	4	9	39	2	2	9	35	92	12	9	.302	.663
2019	Fort Myers	.101	27	79	7	8	3	0	0	6	0	2	4	12	23	5	0	.247	.387
	Pensacola	.210	85	281	35	59	12	3	10	33	2	3	5	23	93	9	8	.279	.660
2020	DID NOT PLAY - SEASON CANCELLED																		
2021	Wichita	.269	19	67	10	18	4	1	2	11	0	0	0	9	22	3	0	.355	.803
	St. Paul	.248	95	343	62	85	26	2	18	63	0	4	13	34	117	12	5	.335	.828
2022	St. Paul	.237	102	376	64	89	21	1	15	59	0	2	8	37	125	23	2	.317	.734
	MINNESOTA	.121	28	58	9	7	1	0	3	6	0	1	1	1	21	1	0	.148	.441
Minor League Totals		.231	475	1677	269	388	93	13	58	240	5	15	43	160	531	70	25	.312	.718
Major League Totals		.121	28	58	9	7	1	0	3	6	0	1	1	1	21	1	0	.148	.441

CONTRERAS' CAREER FIELDING RECORD								
POSITION	PCT	G	PO	A	E	TC	DP	PB
Outfield	.980	24	45	3	1	49	0	—

CONTRERAS' PROFESSIONAL INJURED LIST HISTORY		
DATES	INJURY	LEVEL
None.....		



4 CARLOS CORREA



SHORTSTOP

H/W: 6-4/215 B/T: R/R
Age: 28
Born: 9/22/1994 in Santa Isabel, PR
Resides: Houston, TX

Acquired: Signed as free agent, 3/23/22
MLB Service: 7 years, 119 days
Contract Status: Signed thru 2022

PERSONAL: Carlos Javier Correa...Twitter: @TeamCJCorrea...Instagram: @teamcjcorrea...wife, Daniella, reside in Houston, Texas...couple has a son, Kylo Daniel, born in November 2021...couple is expecting their second child in 2023...Daniella is a former Miss Texas, having won the honor in 2016...the Astros invited Daniella out to the ballpark to throw a first pitch in August of 2016, where the couple first met...one year later, just after the Astros clinched the 2017 World Series title, Carlos proposed to Daniella in a postgame TV interview with FOX reporter Ken Rosenthal...played amateur baseball at the Puerto Rico Baseball Academy in Gurabo, PR, and was named a Rawlings First Team All-American in 2012, his final year at the academy...selected first overall in 2017 and became the highest-drafted player selected out of Puerto Rico all-time, a label that was previously held by catcher Ramon Castro, who was picked 17th overall by Houston in 1994...is a combat sports and mixed martial arts enthusiast...he and former Astros teammate Lance McCullers Jr. are the co-hosts of their own combat sports podcast titled The Walkout, which is carried by SiriusXM and has an average rating of 4.5 out of 5.0 on iTunes...is also an avid fan of movies, particularly the Marvel superhero films...is a big movie fan and used to write Rotten Tomatoes movie reviews as a way of practicing English...visited the offices of Marvel in 2017...he and his wife, Daniella, own two dogs, Groot and Rocket, named after two characters from the Guardians of the Galaxy film series...is the driving force behind The Correa Family Foundation, which aims to provide transformative experiences and support to children affected by poverty or illness...during the COVID-19 pandemic, The Correa Family Foundation enacted a number of initiatives, including a \$500,000 donation to the City of Houston in the form of surgical and medical supplies, the creation of a program that delivered 2,500 meals per day to homeless, elderly and public employees in Houston, and a delivery of supplies to Puerto Rico facilitated by the Astros Foundation and Crane Worldwide...was in Puerto Rico prior to the 2020 season when the island was struck by a 6.4 magnitude earthquake...Correa described the disaster as the scariest moment of his life...to help with rebuilding efforts following the devastation, his foundation started a Puerto Rico Earthquake Recovery Fund, with proceeds benefitting local schools...when he was younger he wanted to learn English so he could "speak for himself" when he made it to the major leagues so his dad got a second job in construction to pay for his English classes...given Carl R. Pohlad Outstanding Community Service Award in 2022...big fan of Puerto Rican rapper Bad Bunny...inherited nickname "C4" from agent Scott Boras during introductory press conference at Twins spring training facility in Fort Myers, FL, referring to his new number and initials.

CAREER HIGHLIGHTS: In 2022, given Most Valuable Twin Award, the Bob Allison Award for leadership, the Jim Kaat Award as Twins Defensive Player of the Year and Mike Augustin "Media Good Guy" Award, all awards voted on by the Twin Cities Chapter of the BBWAA...named to AL All-Star team in 2017 and '21 with Houston...won AL Rawlings Gold Glove at shortstop in 2021...named the 2015 Jackie Robinson AL Rookie of the Year...became sixth Puerto Rican to win the award, joining Orlando Cepeda (1958), Benito Santiago (1987), Sandy Alomar (1990), Carlos Beltrán (1999), and Geovany Soto (2008)...earned the MLBPA Players Choice Award for the AL Most Outstanding Rookie and was named the Sporting News AL Rookie of the Year in 2015...named AL Player of the Month in May of 2017...named AL Rookie of the Month in June of 2015...named AL Player of the Week three times in career: October 1, 2017, June 27, 2015 and August 14, 2015...is the Astros franchise leader in career home runs by a shortstop (133)...also owns the single-season franchise record for home runs by a shortstop with 24...became the first shortstop in MLB history to reach at least 15 homers in each of his first five MLB seasons...his 752 career games are the second-most by a shortstop listed at 6'4"-or-taller in MLB history...Cal Ripken Jr. (6'4") holds the top spot at 3,001 games...posted a 90-game errorless streak from April 22, 2019-August 31, 2020, an Astros club record streak by a shortstop...named 2014 California League Midseason All-Star, and 2013 Midwest League Midseason and Postseason All-Star.

POSTSEASON CAREER: 2017 World Series Champion with Houston...has hit .272 (82-for-301) with 16 doubles, 18 home runs, 59 RBI, 30 walks, a .344 on-base percentage, a .505 slugging percentage and an .849 OPS in 79 career Postseason games...ranks seventh all-time in baseball history in career Postseason RBI...ranks second in baseball history in Postseason home runs by a shortstop (17), trailing only Derek Jeter (20)...has recorded three walk-off hits in his Postseason career, tying David Ortiz for the most walk-off hits in MLB Postseason history...two of those walk-off hits have been homers, which ties him with Ortiz and Bernie Williams for the all-time MLB record for career Postseason walk-off homers...became the youngest player in MLB history to reach 10 career Postseason homers (25 years, 24 days), surpassing Albert Pujols' MLB record...has five career go-ahead Postseason RBI in the 7th-inning-or-later, tying him with Cody Bellinger, Troy Glaus and Delmon Young for the most in MLB postseason history...**2021:** Hit .283 (17-for-60) with four doubles, one home run, nine RBI with a .368 on-base percentage in 16 Postseason games for Houston...reached base in 13 of 16 games as the Astros lost to Atlanta in six games in the World Series...**2020:** Hit .362 (17-for-47) with one double, six homers, 17 RBI and a 1.221 OPS (.455 OBP/.766 SLG) in 13 Postseason games...tied a major league record for RBI (17) and homers (6) by a shortstop in a single Postseason with Rich Aurilia (2002)...those records were later broken by Corey Seager (20 RBI, 8 HR) following his 2020 World Series performance...played his 57th Postseason game alongside Jose Altuve, Alex Bregman, Yuli Gurriel and George Springer...per

CAREER HIGHS

Hits: 4, 11x, last 9/9/22 vs. CLE
RBI: 5, 2x, last 7/27/19 at STL
HR: 2, 11x, last 6/22/22 vs. CLE
SB: 1, 7/27/19 at STL
GS: 3, 6/18/15 at COL
Hit-Strike: 16, 4/19-5/6/19

WALK-OFF HITS/PA

8/19/15 vs. HOU (1B)
5/24/16 vs. BAL (1B)
6/4/16 vs. OAK (1B)
6/21/16 vs. LAA (2B)
7/10/16 vs. OAK (E5)
8/1/16 vs. TOR (2B)
6/23/18 vs. KC (1B)
5/25/19 vs. BOS (1B)
9/7/21 vs. SEA (2B)

MULTI-HR GAMES

8/1/15 vs. ARI
9/26/15 vs. TEX
4/6/16 at NYY
6/29/17 vs. OAK
7/9/17 at TOR
9/27/17 at TEX
4/20/18 at CWS
8/15/19 at OAK
9/20/19 vs. LAA
6/4/21 at TOR
6/22/22 vs. CLE



Elias, that marks the most Postseason games played together by a group of five teammates in MLB history...hit .500 (7-for-14) with three homers and 11 RBI during the four-game series at Dodger Stadium in ALDS vs. Oakland...tied the second-most RBI in a single Division Series in MLB history (11) with Nomar Garciaparra (1998 ALDS), behind only John Valentin's 12 RBI in the 1999 ALDS...hit two homers in Game 1, becoming the first shortstop in MLB history with multiple two-homer games in Postseason play...hit a walk-off homer in Game 5 of ALCS vs. Tampa Bay to force a Game 6...joined David Ortiz as the only players in MLB history with three career walk-off hits in the Postseason...**2019:** Batted .191 (13-for-68) with four doubles, three homers and nine RBI in 18 Postseason games...went 2-for-5 with a walk-off solo home run in the 11th inning off J.A. Happ in the Game 2 of ALCS vs. New York-AL...marked his second-career Postseason walk-off hit, becoming the third player in MLB history to record multiple walk-off hits in the League Championship Series, joining David Ortiz and Bernie Williams...joined Ortiz as the only players in MLB history with multiple walk-off hits against the Yankees in the Postseason...became the fourth Astros player to record a walk-off HR in the Postseason, (last, Chris Burke in Game 4 of the 2005 NLDS vs. ATL)...homered in Game 4, becoming the youngest player in MLB history to reach 10 career Postseason homers, surpassing Albert Pujols...drew three walks in Game 4 of World Series vs. Washington, tying a single-game WS record for walks by a shortstop, joining Mark Belanger (Game 6, 1971 WS) and Gil McDougald (Game 3, 1957 WS)...tied an Astros club record for walks in a Postseason game with his three-walk Game 4 performance...homered in Game 5 of the World Series at WSH, giving him three career homers in the World Series, tying Derek Jeter for the most homers by a shortstop in the World Series all-time...was his third-career multi-RBI game in the World Series, tying Hall of Famers Pee Wee Reese and Honus Wagner for the most career multi-RBI games by a shortstop in World Series history...**2018:** Posted a .371 on-base percentage in eight starts at shortstop in the Postseason...hit a three-run homer off Brad Hand in Game 3 of ALDS vs. Cleveland, tying Albert Pujols and Mickey Mantle for the most postseason home runs by a player prior to turning 25 years old in MLB history...moved into second-place on MLB's all-time Postseason homers list by a shortstop (8), trailing only Derek Jeter (20)...**2017:** Hit .288 (21-for-73) with five doubles, five homers, 14 RBI and an .886 OPS in 18 Postseason starts at shortstop...became the first player in MLB history to hit seven career Postseason home runs prior to turning 24 years old...tied Rich Aurilia (2002) for the major league record for extra-base hits (10) in a single postseason by a shortstop...homered and hit a walk-off RBI-double off Aroldis Chapman in the ninth inning of Game 2 of the ALCS vs. New York-AL...became the fourth-youngest player ever to hit a homer in an ALCS game, behind Derek Jeter (1996), Francisco Lindor (2016) and Evan Longoria (2008)...combined to hit back-to-back homers with Jose Altuve in the 10th inning of Game 2 of the World Series vs. Los Angeles-NL, marking the first set of back-to-back homers in extra innings in World Series history...went 3-for-5 with a homer and three RBI in Game 5...at 23 years, 33 days, became the youngest player to have three hits and a homer in a World Series game since Andruw Jones did so in Game 1 of the 1996 World Series for the Braves...became the sixth shortstop in MLB history to have three hits and a homer in a World Series game, joining Alan Trammell (1984), Robin Yount (1982), Bert Campaneris (1973), Phil Linz (1964) and Tommy Thevenow (1926)...**2015:** Started at shortstop in all six of Houston's Postseason games...made his first career Postseason appearance in the Wild Card Game at New York-AL...at 21 years, 14 days, became the youngest player in club history to appear in a playoff game...became the third-youngest player to start a playoff game at shortstop in MLB history, behind Miguel Cabrera (2003 NLCS) and Travis Jackson (1924 World Series)...recorded his first career Postseason hit in Game 1 of ALDS, becoming the youngest player in club history to record a hit in the playoffs...went 4-for-4 with two homers, a double and four total RBI in Game 4...joined Carlos Beltrán (Game 5, 2004 NLDS at ATL) as the only Astros players with a multi-homer game in the postseason...became the second-youngest player in MLB history (21 years, 20 days) to hit multiple homers in a Postseason game, behind only Andruw Jones (19 years, 180 days, Game 1 of the 1996 World Series at NYY)...per ESPN Stats & Info, his 11 total bases in Game 4 of the ALDS marked the most by a shortstop in a single Postseason game in MLB history...Derek Jeter held the previous record with 10 total bases in Game 1 of the 2006 ALDS vs. DET...per *Elias*, became the youngest player to record at least four hits and four RBI in a postseason game...the only other player to do this before his 25th birthday was Goose Goslin (23), who did so in Game 4 of the 1924 World Series for the Senators...per *Elias*, became the third player age 21 or younger to hit in the third spot in the order in a playoff game all-time, joining Joe DiMaggio (1936 World Series) and Mickey Mantle (1952 World Series).

2022:

- Was Twins Opening Day shortstop on April 8 vs. Seattle after signing as free agent with Minnesota on March 23.
- Hit just .167 (10-for-60) with a .504 OPS in first 16 games from April 8-27, but hit .352 (57-for-162) with a .970 OPS in his next 41 games from April 28-July 1.
- Reached 500 career RBI with a two-run homer on May 4 at Baltimore.
- Placed on 10-day Injured List on May 10 with a right middle finger contusion after being hit by a pitch on May 5 at Baltimore by Spenser Watkins; reinstated May 18.
- Placed on COVID Injured List on May 31; reinstated June 8...missed nine games.
- Recorded 11th career multi-homer game on June 22 vs. Cleveland, both solo shots.
- Played in 800th career game on June 23 vs. Cleveland.
- Finished June hitting .342 (27-for-79) with three doubles, six home runs, 12 RBI, a .404 on-base percentage, a .608 slugging percentage and a 1.012 OPS in 21 games...ranked sixth in OPS for the month.
- Reached base five times on August 13 at Los Angeles-AL, going 2-for-2 with three walks...marked the fifth time in career reaching five times.
- Helped turn 3-6 doubleplay on August 22 vs. Texas, first 3-6 triple play in Twins history (since 1961)...first baseman Jose Miranda caught a line drive off the bat of Nathaniel Lowe then stepped on first base for the second out, then threw to Correa at second base to complete the play.
- Tied career-high with four hits (5 at-bats) on August 26 vs. San Francisco (all singles)...tied again with four hits on September 9 vs. Cleveland.
- Hit 150th career home run in game two of doubleheader on September 7 at New York-AL, a solo shot off Gerrit Cole.
- Scored 500th career run on September 13 vs. Kansas City.
- Reached base safely in 20-straight games from September 13-October 3, second-longest streak of career...posted a .433 on-base percentage during streak (30 hits, 8 walks).
- Hit .355 (44-for-124) with eight doubles, seven home runs, 19 RBI, 16 runs scored, 11 walks, a .412 on-base percentage, a .589 slugging percentage and a 1.000 OPS in 31 September/October games...ranked tied for second in baseball in that span in hits, tied for fifth in batting average, sixth in OPS, seventh in slugging percentage and ninth in on-base percentage.
- Finished September with 38 hits, seventh-most in Twins history (since 1961).
- Hit .277 (28-for-101) with runners in scoring position on season...hit .378 (14-for-37) with RISP in final 30 games from August 3-October 2.

- Hit .299 (40-for-134) with a .945 OPS against left-handed pitching, compared to .289 (112-for-388) with a .794 OPS vs. right-handed pitching.
- Hit .310 (79-for-255) with an .880 OPS in 67 home games, sixth-highest home average in the AL and 10th-best in baseball...eighth-best home average in Target Field history (since 2010).
- Hit .314 (72-for-229) with a .903 OPS with runners on base.
- Hit .349 (15-for-43) with a .971 OPS in extra-inning games.
- Hit .315 (78-for-248) with an .897 OPS in 65 games vs. the AL Central...hit .387 (24-for-62) with five home runs, 10 RBI and a 1.102 OPS in 16 games vs. Cleveland.
- Posted a .983 fielding percentage (8 errors/472 total chances), the best among AL shortstops and fourth-best in baseball at the position... fourth-best for a shortstop in Twins history (Jorge Polanco .988 - 2020, Leo Cardenas .985 - 1971 and Greg Gagne .984 - 1991).
- Hit .338 (102-for-293) off fastballs, fifth-best among AL players and sixth-best in baseball.
- Posted a 44.7 hard-hit percentage and a 11.4 barrel percentage, both second-best of career...posted a 89.9 mph average exit velocity, third-best of career.
- Posted a 7.8 barrels-per-plate appearance percentage, ninth-highest in the AL (minimum 400 batted ball events).
- Posted an expected slugging percentage (xSLG) of .484, ninth-best in the AL (minimum 500 plate appearances).
- Led all shortstops in baseball in OPS while playing the position (.834)...ranked second in slugging percentage (.467) and on-base percentage (.366), and third in batting average (.291) and RC/27 (5.84).
- Ranked 13th in AL in batting average at .291...marked the second-best average of career (.315 - 2017)...finished with 152 hits and 61 walks, both third-highest single-season totals of career.
- Led Twins in wins above replacement at 6.0 (STATS LLC), which ranked seventh in the AL, 17th in baseball and fourth-best among MLB shortstops, trailing Trea Turner (7.0), Xander Bogaerts (6.9) and Dansby Swanson (6.3).
- One of eight players in baseball with at least 70 runs, 150 hits, 20 doubles, 20 home runs, 60 RBI and 60 walks, the others being Pete Alonso, Freddie Freeman, Aaron Judge, Shohei Ohtani, José Ramírez, Paul Goldschmidt and Manny Machado.
- Given Most Valuable Twin Award, Bob Allison Award for leadership, Jim Kaat Award as Twins Defensive Player of the Year and Mike Augustin "Media Good Guy" Award, all awards voted on by the Twin Cities Chapter of the BBWAA.
- Given Carl R. Pohlad Outstanding Community Service Award, an award voted on by the Twins Community Fund Board of Directors.

PROFESSIONAL: Selected by Houston first overall in the 2012 First-Year Player Draft, one pick ahead of teammate Byron Buxton; signed by Astros scouts Larry Pardo and Joey Sola...signed three-year contract with Minnesota on March 23, 2022.

CORREA'S PLAYING RECORD																			
YEAR	CLUB	AVG	G	AB	R	H	2B	3B	HR	RBI	SH	SF	HB	BB	SO	SB	CS	OBP	OPS
2012	GCL Astros	.232	39	155	23	36	11	1	2	9	0	0	1	7	36	5	1	.270	.625
	Greenville	.371	11	35	5	13	3	1	1	3	1	0	0	5	8	1	0	.450	1.050
2013	Quad Cities	.320	117	450	73	144	33	3	9	86	1	2	8	58	83	10	10	.405	.872
2014	Lancaster	.325	62	249	50	81	16	6	6	57	0	3	5	36	45	20	4	.416	.926
2015	Corpus Christi	.385	29	117	25	45	15	2	7	32	0	0	1	15	25	15	0	.459	1.185
	Fresno	.276	24	98	19	27	6	1	3	12	0	3	0	12	14	3	1	.345	.794
	HOUSTON	.279	99	387	52	108	22	1	22	68	0	4	1	40	78	14	4	.345	.857
2016	HOUSTON	.274	153	577	76	158	36	3	20	96	0	3	5	75	139	13	3	.361	.811
2017	Corpus Christi	.300	2	10	2	3	1	0	0	1	0	0	0	1	0	0	0	.300	.700
	Fresno	.286	4	14	1	4	0	0	0	4	0	1	0	1	4	0	0	.313	.598
2018	HOUSTON	.315	109	422	82	133	25	1	24	84	0	4	2	53	92	2	1	.391	.941
	Corpus Christi	.188	5	16	1	3	1	0	1	2	0	0	0	2	5	0	0	.278	.715
2019	HOUSTON	.239	110	402	60	96	20	1	15	65	0	11	2	53	111	3	0	.323	.728
	Round Rock	.333	6	21	2	7	3	0	0	2	0	0	0	3	5	0	0	.417	.893
2020	HOUSTON	.279	75	280	42	78	16	1	21	59	0	4	2	35	75	1	0	.358	.926
	HOUSTON	.264	58	201	22	53	9	0	5	25	0	1	3	16	49	0	0	.326	.709
2021	HOUSTON	.279	148	555	104	155	34	1	26	92	0	6	4	75	116	0	0	.366	.850
2022	MINNESOTA	.291	136	522	70	152	24	1	22	64	0	4	3	61	121	0	1	.366	.834
Minor League Totals		.312	299	1165	201	363	89	14	29	208	9	2	15	139	226	54	16	.389	.876
Major League Totals		.279	888	3346	508	933	186	9	155	553	0	37	22	408	781	33	9	.357	.836

CORREA'S WILD CARD RECORD																			
YEAR	OPPONENT	AVG	G	AB	R	H	2B	3B	HR	RBI	SH	SF	HB	BB	SO	SB	CS	OBP	OPS
2015	New York-AL	.000	1	4	0	0	0	0	0	0	0	0	0	0	1	0	0	.000	.000
2020	Minnesota	.500	2	6	2	3	0	0	1	1	0	0	0	2	1	0	0	.625	1.625
Wild Card Totals		.300	3	10	2	3	0	0	1	1	0	0	0	2	2	0	0	.417	1.017

CORREA'S DIVISION SERIES RECORD																			
YEAR	OPPONENT	AVG	G	AB	R	H	2B	3B	HR	RBI	SH	SF	HB	BB	SO	SB	CS	OBP	OPS
2015	Kansas City	.350	5	20	2	7	1	0	2	4	0	0	1	0	5	0	0	.381	1.081
2017	Boston	.235	4	17	3	4	1	0	2	6	0	0	0	2	4	0	0	.316	.963
2018	Cleveland	.100	3	10	1	1	0	0	1	3	0	0	0	3	2	0	0	.308	.708
2019	Tampa Bay	.158	5	19	0	3	1	0	0	1	0	0	0	0	9	0	0	.158	.368
2020	Oakland	.500	4	14	3	7	0	0	3	11	0	0	0	4	3	0	0	.611	1.754
2021	Chicago-AL	.385	4	13	4	5	2	0	0	4	0	0	0	4	2	0	0	.529	1.068
Division Series Totals		.290	25	93	13	27	5	0	8	29	0	0	1	13	25	0	0	.383	.985

CORREA'S LEAGUE CHAMPIONSHIP SERIES RECORD																			
YEAR	OPPONENT	AVG	G	AB	R	H	2B	3B	HR	RBI	SH	SF	HB	BB	SO	SB	CS	OBP	OPS
2017	New York-AL	.333	7	27	4	9	3	0	1	3	0	0	0	1	5	0	0	.357	.913
2018	Boston	.316	5	19	2	6	1	0	0	3	0	0	0	3	7	0	0	.409	.778
2019	New York-AL	.182	6	22	2	4	1	0	2	5	0	0	0	3	9	1	0	.280	.780
2020	Tampa Bay	.259	7	27	2	7	1	0	2	5	0	0	0	2	7	0	0	.310	.829
2021	Boston	.250	6	24	5	6	1	0	1	1	0	0	1	1	7	0	0	.308	.724
LCS Totals		.269	31	119	15	32	7	0	6	17	0	0	1	10	35	1	0	.331	.810

CORREA'S WORLD SERIES RECORD																			
YEAR	OPPONENT	AVG	G	AB	R	H	2B	3B	HR	RBI	SH	SF	HB	BB	SO	SB	CS	OBP	OPS
2017	Los Angeles-NL	.276	7	29	3	8	1	0	2	5	0	0	0	1	4	0	0	.300	.817
2019	Washington	.222	7	27	3	6	2	0	1	3	0	0	0	3	9	0	0	.300	.707
2021	Atlanta	.261	6	23	1	6	1	0	0	4	0	0	1	1	4	0	0	.320	.624
World Series Totals		.253	20	79	7	20	4	0	3	12	0	0	1	5	17	0	0	.306	.724

CORREA'S ALL-STAR GAME RECORD																			
YEAR	HOST	AVG	G	AB	R	H	2B	3B	HR	RBI	SH	SF	HB	BB	SO	SB	CS	OBP	OPS
2017	Miami	.000	1	2	0	0	0	0	0	0	0	0	0	0	1	0	0	.000	.000
2021	Colorado	DID NOT PLAY																	
All-Star Game Totals		.000	1	2	0	0	0	0	0	0	0	0	0	0	1	0	0	.000	.000

CORREA'S CAREER FIELDING RECORD									
POSITION	PCT	G	PO	A	E	TC	DP	PB	
Shortstop	.981	881	1051	2250	64	3365	417	—	

CORREA'S PROFESSIONAL INJURED LIST HISTORY		
DATES	INJURY	LEVEL
May 31-June 8, 2022.....	COVID IL.....	Minnesota.....
May 10-18, 2022.....	Right Middle Finger Contusion.....	Minnesota.....
July 9-15, 2021.....	COVID IL.....	Houston.....
August 20-September 17, 2019.....	Back Discomfort.....	Houston.....
May 27-July 26, 2019.....	Fractured Rib.....	Houston.....
June 29-August 10, 2018.....	Lower back Soreness.....	Houston.....
July 18-September 3, 2017.....	Torn Ligament in Left Thumb.....	Houston.....
May 3-10, 2013.....	Right Thumb Contusion.....	Single-A Quad Cities.....



53 DANNY COULOMBE



LEFT-HANDED PITCHER

H/W: 5-10/211 B/T: L/L
Age: 33
Born: 10/26/1989 in St. Louis, MO
Resides: Plano, TX

Acquired: Re-signed as minor league free agent, 12/1/21
M.L. Service: 4 years, 8 days
Contract Status: Signed thru 2022

PERSONAL: Daniel Paul Coulombe (pronounced KOO-lohm)...Instagram: @danny_coulombe...he and his wife, Lauren have two sons, Theo and Thomas...pitched at the University of Southern California for one year (2009) and South Mountain Community College for one year (2010) before transferring to Texas Tech, where he took a medical redshirt (2011) while recovering from Tommy John surgery and pitched one season (2012)...graduated from Chaparral High School (AZ), where he was named the 2008 4A State Player of the Year, a Louisville Slugger All-American, an ABCA/Rawlings Third-Team All-American and a *Baseball America* Third-Team All-American.

CAREER HIGHLIGHTS: Twins are fifth organization (Los Angeles-NL - 2012-15, Oakland - 2015-18, New York-AL - 2019, Milwaukee - 2019)...made major league debut September 16, 2014 at Colorado (with Los Angeles-NL), tossing 1.0 scoreless inning (1 K).

POSTSEASON CAREER: Has not appeared at major league level.

2022:

- Re-signed with Twins as minor league free agent on December 1 and was invited to spring training.
- Made Twins Opening Day roster, third of career and first since 2018 with Oakland.
- Held opponents scoreless in seven of first eight appearances from April 8-May 7 (0.82 ERA).
- Placed on 15-day Injured List on May 11 with left hip impingement...appeared in two games on rehab assignment, one with Double-A Wichita and one with Triple-A St. Paul; reinstated on May 27.
- Appeared in one game on May 27 vs. Kansas City and was placed on 15-day IL again on May 28 with same injury, which ended his season...transferred to 60-day IL on July 25.
- Held left-handed hitters to a .439 OPS, compared to .563 for right-handed hitters.
- Cleared waivers and outrighted off the 40-man roster on October 20, electing free agency.

PROFESSIONAL: Was originally selected by Los Angeles-NL in the 17th round of the 2008 First-Year Player Draft but did not sign...drafted by Dodgers again in the 25th round of the 2012 Draft...acquired by Oakland from the Dodgers in exchange for cash considerations September 10, 2015...signed by New York-AL as a minor league free agent December 16, 2018...signed with Minnesota as a minor league free agent, December 20, 2019.

CAREER HIGHS

IP: 3.0, 8/5/16 vs. CHC
SO: 5, 9/12/16 at KC
Walks: 3, 3x, last 6/13/18 vs. HOU
CG: - -
Low-Hit CG: - -
Win-Streak: 2, 3x, last 8/3-18/21



COULOMBE'S CAREER FIELDING RECORD

POSITION	PCT	G	PO	A	E	TC	DP	PB
Pitcher	.970	194	9	23	1	33	0	—

COULOMBE'S BATTING RECORD

BATTING	AVG	AB	R	H	2B	3B	HR	RBI	SH	SF	HBP	BB	SO	SB	OBP	OPS
Career	.000	2	0	0	0	0	0	0	0	0	0	0	1	0	.000	.000

COULOMBE'S PITCHING RECORD																				
YEAR	CLUB	W-L	ERA	G	GS	CG	SHO	SV	IP	H	R	ER	HR	HB	BB	SO	WP	K/9	BAA	
2012	Great Lakes	0-1	3.72	20	0	0	0	1	19.1	15	8	8	0	3	17	29	6	13.5	.217	
	Ogden	0-0	1.50	3	0	0	0	0	6.0	3	2	1	0	0	1	8	1	12.0	.125	
2013	Rancho Cucamonga	4-2	4.05	54	0	0	0	1	66.2	46	37	30	7	2	48	85	17	11.5	.189	
2014	Rancho Cucamonga	3-0	3.05	31	0	0	0	5	44.1	33	16	15	3	1	17	61	8	12.4	.206	
	Chattanooga	0-0	2.57	18	0	0	0	1	21.0	18	9	6	1	2	10	31	0	13.3	.231	
	LOS ANGELES-NL	0-0	4.15	5	0	0	0	0	4.1	5	3	2	1	0	2	4	2	8.3	.250	
2015	Oklahoma City	3-1	3.27	38	0	0	0	1	41.1	35	16	15	1	2	24	41	1	8.9	.276	
	LOS ANGELES-NL	0-0	7.56	5	0	0	0	0	8.1	9	7	7	0	0	6	7	1	7.6	.265	
	OAKLAND	0-0	3.52	9	0	0	0	0	7.2	8	3	3	0	0	3	4	1	4.7	.276	
2016	Nashville	0-0	1.08	20	0	0	0	0	25.0	18	4	3	0	0	6	35	3	12.6	.200	
	OAKLAND	3-1	4.53	35	0	0	0	0	47.2	37	24	24	6	0	17	54	3	10.2	.216	
2017	OAKLAND	2-2	3.48	72	0	0	0	0	51.2	46	22	20	4	4	22	39	5	6.8	.240	
2018	Nashville	2-1	2.54	23	1	0	0	0	28.1	30	11	8	3	4	6	28	1	8.9	.280	
	OAKLAND	1-1	4.56	27	0	0	0	0	23.2	24	13	12	5	0	11	26	2	9.9	.279	
2019	Scranton/Wilkes-Barre	3-2	5.01	17	0	0	0	1	23.1	26	13	13	5	4	15	43	1	16.6	.277	
	San Antonio	1-0	4.15	14	0	0	0	0	13.0	13	7	6	4	1	2	18	3	12.5	.245	
2020	MINNESOTA	0-0	0.00	2	0	0	0	0	2.2	2	0	0	0	0	3	3	0	10.1	.200	
2021	St. Paul	1-1	1.77	14	0	0	0	2	20.1	16	6	4	1	0	3	27	0	12.0	.211	
	MINNESOTA	3-2	3.67	29	1	0	0	0	34.1	35	17	14	5	0	7	33	0	8.6	.267	
2022	Wichita	0-0	0.00	1	1	0	0	0	1.0	0	0	0	0	0	1	0	0	0.0	.000	
	St. Paul	0-0	9.00	1	0	0	0	0	1.0	2	1	1	1	0	0	1	0	9.0	.400	
	MINNESOTA	0-0	1.46	10	0	0	0	0	12.1	7	3	2	0	0	9	9	1	6.6	.163	
Minor League Totals		17-8	3.19	254	2	0	0	12	310.2	255	130	110	26	19	150	406	41	11.8	.221	
American League Totals		9-6	3.75	184	1	0	0	0	180.0	159	82	75	20	4	72	168	12	8.4	.240	
National League Totals		0-0	6.39	10	0	0	0	0	12.2	14	10	9	1	0	8	11	3	7.8	.259	
Major League Totals		9-6	3.92	194	1	0	0	0	192.2	173	92	84	21	0	80	179	15	8.4	.242	

COULOMBE'S PROFESSIONAL INJURED LIST HISTORY		
DATES	INJURY	LEVEL
May 28-end of 2022 season.....	Left Hip Impingement	Minnesota
May 11-May 27, 2022	Left Hip Impingement	Minnesota
April 12-May 14, 2019.....	Left Shoulder Strain	Triple-A Scranton/Wilkes-Barre

COULOMBE'S GAME LOGS																				
DATE	OPP.	W	L	SV	SVO	HLD	ERA	GS	CG	IP	H	R	ER	HR	BB	IBB	HB	SO	AVG	#PIT
4/8	SEA	0	0	0	0	0	0.00	0	0	2.0	0	0	0	0	1	0	0	3	.000	27
4/10	SEA	0	0	0	0	0	0.00	0	0	0.2	1	0	0	0	0	0	0	0	.111	15
4/12	LAD	0	0	0	0	0	0.00	0	0	0.2	0	0	0	0	1	0	0	0	.091	14
4/23	CWS	0	0	0	0	0	2.08	0	0	1.0	1	1	1	0	2	0	0	1	.133	28
4/27	DET	0	0	0	0	0	1.69	0	0	1.0	1	0	0	0	0	0	0	1	.158	20
4/29	@TB	0	0	0	0	0	1.23	0	0	2.0	1	0	0	0	1	0	0	2	.154	35
APRIL TOTALS		0	0	0	0	0	1.23	0	0	7.1	4	1	1	0	5	0	0	7	.154	139
5/4	@BAL	0	0	0	0	0	0.93	0	0	2.1	1	0	0	0	0	0	0	1	.147	26
5/7	OAK	0	0	0	0	0	0.82	0	0	1.1	0	0	0	0	0	0	0	1	.132	12
5/10	HOU	0	0	0	0	0	0.75	0	0	1.0	0	1	0	0	2	0	0	0	.125	29
5/27	KC	0	0	0	0	0	1.46	0	0	0.1	2	1	1	0	2	0	0	0	.163	24
MAY TOTALS		0	0	0	0	0	1.80	0	0	5.0	3	2	1	0	4	0	0	2	.176	91



68 RANDY DOBNAK



RIGHT-HANDED PITCHER

H/W: 6-1/231 B/T: R/R
Age: 27
Born: 1/17/1995 in South Park, PA
Resides: Falling Waters, WV

Acquired: Signed as undrafted free agent, 7/28/17
M.L. Service: 3 years, 38 days
Contract Status: Signed thru 2025 w/ club options for '26-'28

PERSONAL: Randy Travis William Dobnak (DAWB-nack)...Twitter: @Dobnak...Instagram: @dobnak...wife Aerial...went undrafted out of Division II Alderson Broaddus University (WV) in 2017; Alderson Broaddus baseball retired his number 00 in December 2021...joined the Utica Unicorns of the United Shore Professional Baseball League for six weeks prior to signing with the Twins on July 28, 2017...while pitching for Utica, he earned extra money as an Uber driver with a rating of 4.99/5...had been driving Uber and Lyft since October of 2017...told MLB.com in 2019, "I have one four-star. I'm hoping it was a mistake. I don't remember doing anything bad"...also just prior to joining the big leagues, Dobnak worked as a consultant for Jordan Tax & Accounting Services in Bethel Park, PA (2017), an accounting clerk at Accountant and Associates in PA (2017), pizza delivery for Italian Village Pizza in South Park, PA (2012-13) and supermarket stocker at Foodland in Pittsburgh (2010-12)...participated in 2019-20 Twins Winter Caravan...he and his wife are very involved with St. Jude's Children's Research Hospital, raising thousands since his arrival in the major leagues in 2019...the couple married in September of 2019...during one of Randy's starts leading up to the wedding, word of the couple's wedding registries went viral on social media in Twins Territory and fans purchased several items for the couple on their registry...immediately following this, the Dobnaks added an option to their registry: a direct link to donate funds to St. Jude's Children's Hospital, raising more than \$4,000...that following January, they flew to Memphis to meet with patients and learn more about how to support the St. Jude mission...the couple is very passionate about the cause after Ariel Dobnak lost a friend to cancer during her freshman year at Alderson Broaddus University...during August/September of 2020, with help from Great Lakes Bat Co., the couple managed to raise \$25,000 for St. Jude through T-shirt sales; the shirt has Randy's signature look with a silhouette image of his face with in-game glasses and fu manchu mustache...in September of 2021, the Dobnaks took part in the St. Jude virtual 5K walk/run event, helping to raise nearly \$5,000...he and his wife bought their first home over 2020 Christmas in Falling Waters, WV...uses warm-up song "Take Me Home, Country Roads" by John Denver...posted a video on Twitter/Instagram in mid-November of 2021 surprising his parents around their birthdays that he would pay off the remaining amount on their mortgage at their home in Pennsylvania.

CAREER HIGHS

IP: 7.0, 9/3/21 at TB
SO: 6, 9/25/19 at DET
Walks: 3x, 6/9/21 vs. NYY
CG: - -
Low-Hit CG: - -
Win-Streak: 5, 7/31-8/22/20



CAREER HIGHLIGHTS: Made major league debut August 9, 2019 vs. Cleveland, pitching 4.0 scoreless innings of relief...recorded first major league win September 20, 2019 vs. Kansas City...received 2019 Jim Rantz Award for Twins minor league Pitcher of the Year.

POSTSEASON CAREER: 2020: Was on Postseason roster for AL Wild Card Series with Houston but did not appear...**2019:** Started Game 2 of the ALDS October 5, 2019 at New York-AL, allowing four runs on six hits in 2.0 innings pitched...became the fourth rookie pitcher in Twins history (6th occurrence) to start a Postseason game, 18th to ever pitch in one...prior to Dobnak, the last Twins rookie to start in the Postseason was Brian Duensing in 2009 in Game 1 of the ALDS at New York-AL...the two other rookies to start in the Postseason for the Twins: Boof Bonser (Game 2, ALDS vs. OAK in 2006) and Les Straker (3 starts in 1987; Game 3 of ALCS at DET, Game 3 of WS at STL and Game 6 of WS vs. STL).

2022:

- Began the season on 60-day Injured List with a right middle finger sprain.
- Worked out at Twins spring training complex in Fort Myers, Florida all summer...made eight total rehab outings, two with FCL Twins, one with Low-A Fort Myers and five with Triple-A St. Paul.
- Removed from 60-day IL and outrighted off the 40-man roster on September 14.
- Made three starts for Saints after Sept. 14, going 0-1, 2.38 ERA (11.1 IP, 3 ER), eight walks, 12 strikeouts and a .175 (7-for-40) opponent batting average in those outings.
- Overall went 1-2, 4.32 ERA (25.0 IP, 12 ER), 16 walks, 23 strikeouts and a 1.56 WHIP in 11 games (6 starts) in the minors, including rehab.

PROFESSIONAL: Signed by the Twins as an undrafted free agent on July 28, 2017; signed by scout Bill Milos.

DOBNAK'S CAREER FIELDING RECORD

POSITION	PCT	G	PO	A	E	TC	DP	PB
Pitcher	.958	33	9	14	1	24	0	—

DOBNAK'S DIVISION SERIES RECORD

YEAR	OPPONENT	W-L	ERA	G	GS	CG	SH	SV	IP	H	R	ER	HR	HB	BB	SO	WP	K/9	BAA
2019	New York-AL	0-1	18.00	1	0	0	0	0	2.0	6	4	4	0	0	2	0	0	0.0	.545

DOBNAK'S PROFESSIONAL INJURED LIST HISTORY

DATES	INJURY	LEVEL
March 21-September 14, 2022	Right Middle Finger Sprain	Minnesota
September 9-end of 2021 season	Right Middle Finger Strain	Minnesota
June 24-September 1, 2021	Right Middle Finger Strain	Minnesota
April 12-22, 2018	Left Groin Strain	Low-A Cedar Rapids

DOBNAK'S PITCHING RECORD

YEAR	CLUB	W-L	ERA	G	GS	CG	SHO	SV	IP	H	R	ER	HR	HB	BB	SO	WP	K/9	BAA
2017	Elizabethhton	2-0	2.39	5	3	0	0	1	26.1	19	7	7	3	1	6	22	0	2.1	.198
	Cedar Rapids	0-0	2.57	1	1	0	0	0	7.0	6	2	2	0	0	1	1	0	1.3	.240
2018	Cedar Rapids	10-5	3.14	24	20	1	0	0	129.0	138	51	45	6	4	25	84	3	5.9	.274
2019	Fort Myers	3-0	0.40	4	4	0	0	0	22.1	18	1	1	0	1	4	14	0	5.6	.225
	Pensacola	4-2	2.57	11	10	1	0	0	66.2	58	23	19	6	2	6	61	2	8.2	.231
	Rochester	5-2	2.15	9	7	0	0	0	46.0	28	12	11	0	2	18	34	3	6.7	.175
	MINNESOTA	2-1	1.59	9	5	0	0	1	28.1	27	9	5	1	3	5	23	0	7.3	.245
2020	MINNESOTA	6-4	4.05	10	10	0	0	0	46.2	50	21	21	3	4	13	27	0	5.2	.278
2021	Fort Myers	0-0	0.00	1	1	0	0	0	3.0	0	0	0	0	0	0	5	0	15.0	.000
	St. Paul	0-1	3.00	4	4	0	0	0	18.0	15	6	6	0	1	10	13	0	6.5	.234
	MINNESOTA	1-7	7.64	14	6	0	0	1	50.2	66	44	43	11	1	12	27	2	4.8	.310
2022	FCL Twins	0-0	0.00	2	2	0	0	0	3.0	4	0	0	0	0	0	4	0	12.0	.308
	Fort Myers	0-0	0.00	1	1	0	0	0	2.0	1	0	0	0	0	0	0	0	0.0	.143
	St. Paul	1-2	5.40	8	3	0	0	0	20.0	18	12	12	3	2	16	19	1	8.6	.240
Minor League Totals		25-10	2.70	70	56	2	0	1	343.1	305	114	103	18	13	86	257	9	6.7	.238
Major League Totals		9-12	4.94	33	21	0	0	2	125.2	143	74	69	15	8	30	77	2	5.5	.284



RIGHT-HANDED PITCHER

H/W: 6-5/245 B/T: R/R
 Age: 24
 Born: 1/8/1998 in Esperanza, DR
 Resides: Esperanza, DR

Acquired: Trade with Arizona, 7/27/2018
 M.L. Service: 1 year
 Contract Status: Signed thru 2022

PERSONAL: Jhoan Manuel Duran (pronounced jo-AHN doo-RAHN)...Twitter: @JhoanDuran14...Instagram: @jhoan_duran59...earned high school equivalency diploma on January 29, 2020 after a two-year course of study to become part of the second graduating class of the Twins' baseball academy in the Dominican Republic.

CAREER HIGHLIGHTS: Major league debut on April 8, 2022 vs. Seattle...led baseball in 2022 in pitches of at least 100 miles-per-hour with 392...led baseball in average four-seam fastball velocity (100.8 mph), splitter velocity (96.4 mph) and second in curveball velocity (87.8 mph); entering 2022 season, Twins pitchers had combined to throw just 30 pitches of 100-plus in the Statcast Era (Jorge Alcala had the most with 15 from 2020-21)...given 2022 Joseph W. Haynes Award as Twins Pitcher of the Year and the Bill Boni Award as Twins Most Outstanding Rookie, both awards voted on by the Twin Cities Chapter of the BBWAA...ranked as sixth-best prospect in Twins system by MLB.com, entering 2022...ranked as fifth-best prospect and best fastball in Twins system by *Baseball America* and Twins fifth best prospect by MLB.com in 2020...entered 2019 as the seventh-best prospect in the Twins system by *Baseball America*...finished 2019 ranked as ninth-best prospect in Twins system by MLB.com...added to Twins 40-man roster November 20, 2019...ranked as sixth best prospect and best changeup in Twins system by *Baseball America* following 2019 season...traded to Minnesota from Arizona along with outfielders Ernie De La Trinidad and Gabriel Maelcel on July 27, 2018 in exchange for Eduardo Escobar.

2022:

- Made Twins Opening Day roster for first time in career and spent season in bullpen, used all season in high-leverage situations.
- Made major league debut on Opening Day April 8 vs. Seattle, pitching 2.0 shutout innings with one walk and four strikeouts...recorded first career strikeout, fanning Mitch Haniger...started the outing with a single and a walk, then struck out the next three batters.
- Earned first career save on May 2 at Baltimore, pitching 1.0 scoreless inning with one strikeout in a Twins 2-1 victory.
- Set season-high with five strikeouts in 2.0 innings pitched on May 7 vs. Oakland.
- Earned first career win on July 13 vs. Milwaukee, pitching 1.0 scoreless inning in a Twins 4-1 victory.
- Struck out at least one batter in season-long 13 straight appearances from July 16-August 19.
- 23 of final 26 appearances on season were scoreless from July 13-September 27 (0.94 ERA).

CAREER HIGHS

IP: 2.0, 10x, last 9/7/22 at NYY (1)
 SO: 5, 5/7/22 vs. OAK
 Walks: 2, 7/26/22 at MIL
 CG: --
 Low-Hit CG: --
 Save-Strike: 8, 5/2-present



- Threw a pitch 103.8 mph on September 27 vs. Chicago-AL, the result being a foul ball by Elvis Andrus...was tied for sixth-fastest pitch thrown in baseball on season and fastest ever by a Twin.
- Posted an 11.8 strikeouts-per-9.0 IP ratio, the 15th-best in the AL, fourth among AL rookies...struck out at least one batter in 45 of 57 appearances and multiple batters in 30 appearances.
- Held left-handed hitters to a .204 average, compared to .209 vs. right-handed hitters.
- Went eight-for-eight in save opportunities...one of three pitchers in baseball to convert 100% of saves (minimum 8 save opps), joining Aroldis Chapman (9-for-9) and Pete Fairbanks (8-for-8).
- Ranked sixth among AL relievers in ERA (1.86) and 12th in baseball...ranked third among AL relievers in strikeouts (89) and eighth in baseball.
- Ranked tied for fourth among all rookies in baseball in saves (8) and fourth in holds (18).
- Was one of four pitchers in baseball with at least eight saves and 18 holds, joining Devin Williams, Rafael Montero, John Schreiber and Jason Adam...became first pitcher in club history to do so.
- Tied Doug Corbett (1980) for most strikeouts for a rookie reliever in club history with 89.
- Ranked second in club history in saves among rookies with eight, trailing only Doug Corbett's 1980 total of 23.
- Became the 17th rookie in American League/National League history with at least eight saves and a save percentage of 100.0 in a single season, first in the majors since Hisanori Takahashi (8 SV) for New York-NL in 2010 and first in AL since Tippy Martinez (10 SV) for New York-AL/Baltimore in 1976.
- Led baseball in pitches of at least 100 miles-per-hour with 392...led baseball in average four-seam fastball velocity (100.8 mph), splitter velocity (96.4 mph) and second in curveball velocity (87.8 mph)...entering season, Twins pitchers had combined to throw just 30 pitches of 100-plus in the Statcast Era (Jorge Alcala had the most with 15 from 2020-21).
- Threw 93 pitches of 102 mph-or-faster, the most in baseball...threw 10 pitches at 103 mph-or-faster, also most.
- Posted a 34.9 swing and miss percentage, the 12th best in baseball (minimum 1,000 pitches thrown)...posted a 37.8 chase percentage, ranking in the 98th percentile in baseball.
- Posted a 33.5 strikeout percentage, ranking in the 96th percentile of MLB...posted a 4.5 barrel percentage, ranking in the 90th percentile of MLB.
- Posted an opponent batting average of .120 (10-for-83) with 45 strikeouts on his curveball (321 pitches)...curve had a 49.7 whiff percentage.
- Given Joseph W. Haynes Award as Twins Pitcher of the Year and the Bill Boni Award as Twins Most Outstanding Rookie, both awards voted on by the Twin Cities Chapter of the BBWAA...became the second pitcher to win both awards in the same season, joining Doug Corbett (1980) and Scott Diamond (2012).
- Named to MLB.com/MLB Pipeline's 2022 All-Rookie Second Team.

PROFESSIONAL: Signed by Arizona as undrafted free agent December 13, 2014; signed by scouts Junior Noboa and José Ortiz.

DURAN'S PITCHING RECORD																			
YEAR	CLUB	W-L	ERA	G	GS	CG	SH	SV	IP	H	R	ER	HR	HB	BB	SO	WP	K/9	BAA
2015	DSL Diamondbacks	4-1	3.25	12	12	0	0	0	63.2	62	29	23	1	9	22	44	3	6.2	.263
2016	AZL Diamondbacks	1-2	5.85	4	4	0	0	0	20.0	24	13	13	1	3	5	13	0	5.9	.312
	Missoula	0-1	3.55	3	3	0	0	0	12.2	14	9	5	1	0	5	9	4	6.4	.250
2017	AZL Diamondbacks	0-2	7.15	3	3	0	0	0	11.1	19	13	9	0	0	4	13	1	10.3	.352
	Hillsboro	6-3	4.24	11	11	0	0	0	51.0	44	28	24	5	5	17	36	6	6.4	.228
2018	Kane County	5-4	4.73	15	15	0	0	0	64.2	69	41	34	6	3	28	71	4	9.9	.268
	Cedar Rapids	2-1	2.00	6	6	0	0	0	36.0	19	11	8	2	1	10	44	3	11.0	.154
2019	Fort Myers	2-9	3.23	16	15	0	0	0	78.0	63	29	28	5	4	31	95	9	11.0	.224
	Pensacola	3-3	4.86	7	7	0	0	0	37.0	34	20	20	2	3	9	41	4	10.0	.243
2020	SPENT SEASON AT ALTERNATE TRAINING SITE IN ST. PAUL, MN																		
2021	St. Paul	0-3	5.06	5	4	0	0	0	16.0	16	9	9	1	0	13	22	5	12.4	.258
2022	MINNESOTA	2-4	1.86	57	0	0	0	8	67.2	50	15	14	6	4	16	89	6	11.8	.207
Minor League Totals		23-29	3.99	82	80	0	0	0	390.1	364	202	173	24	28	144	388	39	8.9	.246
Major League Totals		2-4	1.86	57	0	0	0	8	67.2	50	15	14	6	4	16	89	6	11.8	.207

DURAN'S CAREER FIELDING RECORD							
POSITION	PCT	G	PO	A	E	TC	PB
Pitcher	.857	57	1	5	1	7	—

DURAN'S PROFESSIONAL INJURED LIST HISTORY		
DATES	INJURY	LEVEL
June 20-end of 2021 season	Right Elbow Strain	Triple-A St. Paul

DURAN'S GAME LOGS

DATE	OPP.	W	L	SV	SVO	HLD	ERA	GS	CG	IP	H	R	ER	HR	BB	IBB	HB	SO	AVG	#PIT	
4/8	SEA	0	0	0	0	0	0.00	0	0	2.0	2	0	0	0	1	0	0	4	.250	31	
4/11	SEA	0	0	0	0	0	0.00	0	0	1.0	0	0	0	0	0	0	0	0	.182	11	
4/15	@BOS	0	0	0	0	0	5.40	0	0	2.0	3	3	3	1	0	0	0	4	.250	34	
4/18	@BOS	0	0	0	0	1	6.00	0	0	1.0	1	1	1	1	1	0	0	3	.250	23	
4/21	@KC	0	0	0	0	1	5.14	0	0	1.0	0	0	0	0	0	0	0	2	.222	15	
4/24	CWS	0	0	0	0	0	4.00	0	0	2.0	2	0	0	0	0	0	0	2	.242	18	
4/30	@TB	0	0	0	0	1	3.27	0	0	2.0	0	0	0	0	0	0	0	3	.205	20	
APRIL TOTALS		0	0	0	0	3	3.27	0	0	11.0	8	4	4	2	2	0	0	18	.205	152	
5/2	@BAL	0	0	1	1	0	3.00	0	0	1.0	0	0	0	0	0	0	0	1	.190	10	
5/5	@BAL	0	1	0	0	0	4.26	0	0	0.2	2	2	2	2	2	0	0	1	0	.217	15
5/7	OAK	0	0	1	1	0	3.68	0	0	2.0	0	0	0	0	1	0	1	5	.192	32	
5/13	CLE	0	0	0	0	0	3.45	0	0	1.0	0	0	0	0	0	0	0	0	.179	10	
5/14	CLE	0	0	0	0	0	3.24	0	0	1.0	0	0	0	0	0	0	0	1	.169	12	
5/18	@OAK	0	0	0	0	0	3.06	0	0	1.0	2	0	0	0	0	0	0	2	.188	23	
5/20	@KC	0	0	0	0	1	2.79	0	0	1.2	0	0	0	0	0	0	0	2	.176	16	
5/22	@KC	0	0	1	1	0	2.66	0	0	1.0	0	0	0	0	0	0	0	2	.169	17	
5/24	DET	0	0	1	1	0	2.53	0	0	1.0	1	0	0	0	0	0	1	0	.176	14	
5/27	KC	0	0	0	0	1	2.42	0	0	1.0	1	0	0	0	1	0	0	1	.179	19	
MAY TOTALS		0	1	4	4	2	1.50	0	0	11.1	6	2	2	2	2	0	3	14	.154		
6/2	@DET	0	0	0	0	1	2.22	0	0	2.0	0	0	0	0	0	0	0	3	.167	28	
6/5	@TOR	0	0	0	0	0	2.13	0	0	1.0	0	0	0	0	0	0	0	1	.161	8	
6/9	NYJ	0	1	0	0	0	2.81	0	0	0.1	4	2	2	0	0	0	0	0	.196	15	
6/11	TB	0	0	0	0	1	2.70	0	0	1.0	1	0	0	0	0	0	0	1	.198	14	
6/13	@SEA	0	0	0	0	1	2.60	0	0	1.0	1	0	0	0	0	0	0	2	.200	13	
6/15	@SEA	0	0	0	0	0	2.51	0	0	1.0	0	0	0	0	1	0	0	1	.196	13	
6/21	CLE	0	0	0	0	0	2.35	0	0	2.0	1	0	0	0	1	1	0	1	.194	27	
6/23	CLE	0	0	0	0	1	2.25	0	0	1.1	0	0	0	0	0	0	1	3	.188	17	
6/26	COL	0	0	1	1	0	2.18	0	0	1.0	0	0	0	0	0	0	0	2	.183	18	
6/29	@CLE	0	0	0	0	0	2.06	0	0	2.0	2	0	0	0	0	0	0	0	.187	33	
JUNE TOTALS		0	1	1	1	4	1.42	0	0	12.2	9	2	2	0	2	1	1	14	.200	186	
7/4	@CWS	0	0	0	0	0	2.00	0	0	1.0	2	1	0	0	0	0	0	2	.195	20	
7/6	@CWS	0	0	0	0	0	1.95	0	0	1.0	0	0	0	0	0	0	0	0	.191	9	
7/9	@TEX	0	1	0	0	0	2.37	0	0	1.0	3	2	2	0	1	1	0	0	.207	14	
7/10	@TEX	0	0	0	0	1	2.54	0	0	1.0	1	1	1	1	0	0	0	0	.209	16	
7/13	MIL	1	0	0	0	0	2.48	0	0	1.0	1	0	0	0	1	0	0	0	.211	15	
7/16	CWS	0	0	1	1	0	2.36	0	0	2.0	3	0	0	0	0	0	0	3	.219	40	
7/23	@DET	0	0	0	0	0	2.30	0	0	1.0	0	0	0	0	0	0	0	1	.214	11	
7/26	@MIL	0	0	0	0	0	2.25	0	0	1.0	1	0	0	0	2	0	0	2	.215	32	
7/30	@SD	0	0	0	0	0	2.20	0	0	1.0	0	0	0	0	0	0	0	2	.211	11	
JULY TOTALS		1	1	1	1	1	2.70	0	0	10.0	11	4	3	1	4	1	0	10	.289	168	
8/1	DET	0	0	0	0	0	2.15	0	0	1.0	0	0	0	0	0	0	0	2	.207	10	
8/3	DET	0	0	0	0	1	2.11	0	0	1.0	0	0	0	0	1	0	0	1	.204	19	
8/5	TOR	0	0	0	0	1	2.06	0	0	1.0	2	0	0	0	0	0	0	1	.209	17	
8/6	TOR	0	0	0	0	1	2.03	0	0	0.2	1	0	0	0	0	0	0	1	.211	7	
8/12	@LAA	0	0	0	0	0	1.99	0	0	1.0	0	0	0	0	1	0	0	2	.208	15	
8/13	@LAA	0	0	0	0	1	2.13	0	0	1.0	2	1	1	1	0	0	0	2	.213	19	
8/15	KC	0	0	0	0	1	2.09	0	0	1.0	0	0	0	0	0	0	0	2	.210	10	
8/17	KC	0	0	0	0	0	2.05	0	0	1.0	2	0	0	0	0	0	0	2	.215	18	
8/19	TEX	0	0	0	0	1	2.01	0	0	1.0	0	0	0	0	0	0	0	1	.211	10	
8/25	@HOU	0	0	0	0	0	1.98	0	0	1.0	0	0	0	0	1	0	0	0	.209	20	
8/27	SF	1	0	0	0	0	1.94	0	0	1.0	0	0	0	0	0	0	0	1	.206	13	
8/29	BOS	0	0	0	0	1	1.91	0	0	1.0	0	0	0	0	0	0	0	2	.203	14	
AUGUST TOTALS		1	0	0	0	7	0.77	0	0	11.2	7	1	1	1	3	0	0	17	.171	172	
9/2	@CWS	0	0	0	0	0	1.87	0	0	1.0	0	0	0	0	0	0	0	1	.200	11	
9/4	@CWS	0	0	0	0	1	1.82	0	0	1.2	0	0	0	0	0	0	0	2	.195	20	
9/7	@NYJ	0	0	0	0	0	1.76	0	0	2.0	1	0	0	0	0	0	0	2	.194	28	
9/11	CLE	0	0	0	0	0	1.72	0	0	1.1	1	0	0	0	1	0	0	4	.194	27	
9/15	KC	0	0	1	1	0	1.70	0	0	1.0	2	0	0	0	0	0	0	2	.199	19	
9/16	@CLE	0	1	0	0	0	1.81	0	0	1.0	2	1	1	0	1	1	0	1	.203	16	
9/18	@CLE	0	0	1	1	0	1.78	0	0	1.0	0	0	0	0	1	0	0	2	.201	17	
9/24	LAA	0	0	0	0	0	1.89	0	0	1.0	3	1	1	0	0	0	0	0	.209	24	
9/27	CWS	0	0	0	0	0	1.86	0	0	1.0	0	0	0	0	0	0	0	2	.207	15	
SEPT TOTALS		0	1	2	2	1	1.64	0	0	11.0	9	2	2	0	3	1	0	16	.225	177	



52 MICHAEL FULMER



RIGHT-HANDED PITCHER

H/W: 6-3/224 B/T: R/R
Age: 29
Born: 3/15/1993 in Oklahoma City, OK
Resides: Guthrie, OK

Acquired: Trade with DET, 8/2/22
M.L. Service: 6 years, 157 days
Contract Status: Signed thru 2022

PERSONAL: Michael Joseph Fulmer...attended Deer Creek High School in Edmond, OK...earned First Team All-State honors in 2011 after hitting .436 with six home runs and 43 RBI, and posting a 10-2 record on the mound with a 0.72 ERA and 127 strikeouts...was very active in Tigers community relations efforts while there, supporting many vital causes around metro Detroit and in his home state of Oklahoma...as recognition for his generosity and focus on bettering the community, he was nominated as the Tigers 2018 Roberto Clemente Award recipient.

CAREER HIGHLIGHTS: Twins are third organization (Detroit - 2016-22 & New York-NL - 2011-15)...named to the American League All-Star Team in 2017...selected the American League Rookie of the Year in 2016 -- became the fifth player in Detroit franchise history to be named the American League Rookie of the Year...named the Eastern League Pitcher of the Year in 2015 after compiling a 10-3 record with a 2.14 ERA (117.2 IP, 28 ER) and 116 strikeouts in 21 starts between Double-A Binghamton and Double-A Erie.

POSTSEASON CAREER: Has never appeared at major league level.

2022:

- Began sixth major league season and was on Detroit's Opening Day roster in the bullpen.
- Did not allow a run in 10 consecutive appearances to start the season from April 9-May 4 (10.1 IP).
- Earned first save of season in fourth appearance on April 15 at Kansas City, pitching 1.0 scoreless inning.
- Allowed just one home run in first 44 appearances from April 9-August 6 (May 12 vs. OAK - Seth Brown).
- Did not allow an earned run in nine June appearances (9.2 IP).
- Acquired by Minnesota via trade with Detroit on August 2, in exchange for minor league left-handed pitcher Sawyer Gipson-Long...at time of trade, he was tied for second in AL in holds (18)...Detroit was playing in Minnesota at time of trade so he just switched clubhouses.
- Made first appearance as Twin on August 3 vs. former team, pitching 1.0 scoreless inning.
- Recorded 500th career strikeout on August 28 vs. San Francisco, fanning Austin Slater in the eighth inning.
- Appeared in 200th career game on September 20 at Kansas City, allowing one run on three hits in 1.0 inning of relief.
- 50 of 67 appearances on season were scoreless, 31 with Detroit and 19 with Minnesota.
- Held right-handed hitters to a .188 batting average with 38 strikeouts, compared to a .337 average with 23 strikeouts vs. left-handed batters.
- Posted a 5.9 barrel percentage, ranking in the 91st percentile in baseball.
- Finished tied for third in the AL and tied for sixth in baseball in holds (25), and tied for 11th in games (67).
- Set career-high in games with 67.

PROFESSIONAL: Originally selected by New York-NL in first round (44th overall) of 2011 MLB Draft out of Deer Creek High School (OK)...acquired by the Tigers along with Luis Cessa from New York-NL in exchange for Yoenis Céspedes on July 31, 2015.

CAREER HIGHS

IP: 9.0, 8/14/16 at TEX
SO: 11, 5/21/16 vs. TB
Walks: 4, 5x, last 9/3/18 at CWS
CG: 2, last 5/27/17 at CS
Low-Hit CG: 4, 8/14/16 at TEX
Win-Streak: 6, 5/10-6/12/16



FULMER'S CAREER FIELDING RECORD

POSITION	PCT	G	PO	A	E	TC	DP	PB
Pitcher	.968	204	44	48	3	95	5	—

FULMER'S PITCHING RECORD																			
YEAR	CLUB	W-L	ERA	G	GS	CG	SH	SV	IP	H	R	ER	HR	HB	BB	SO	WP	K/9	BAA
2011	GCL Mets	0-1	10.13	4	3	0	0	0	5.1	9	7	6	0	1	4	10	1	16.9	.346
2012	Savannah	7-6	2.74	21	21	1	0	0	108.1	92	37	33	6	6	38	101	8	8.4	.227
2013	GCL Mets	1-1	3.00	2	2	0	0	0	12.0	9	4	4	0	1	1	13	0	9.8	.205
	St. Lucie	2-2	3.44	7	7	0	0	0	34.0	24	13	13	1	4	18	29	1	7.7	.198
2014	St. Lucie	6-10	3.97	19	19	0	0	0	95.1	112	52	42	7	8	31	86	6	8.1	.286
	Binghamton	0-1	16.2	1	1	0	0	0	3.1	6	6	6	1	0	3	1	0	2.7	.375
2015	St. Lucie	0-0	3.86	1	1	0	0	0	7.0	4	3	3	1	0	0	9	0	11.6	.160
	Erie	4-1	2.84	6	6	0	0	0	31.2	27	10	10	4	0	7	33	2	9.4	.231
	Binghamton	6-2	1.88	15	15	0	0	0	86.0	73	25	18	3	1	23	83	3	8.7	.227
2016	Toledo	1-1	4.11	3	3	0	0	0	15.1	16	8	7	3	1	5	20	0	11.7	.258
	DETROIT	11-7	3.06	26	26	1	1	0	159.0	136	57	54	16	9	42	132	1	7.5	.231
2017	DETROIT	10-12	3.83	25	25	1	0	0	164.2	150	80	70	13	8	40	114	3	6.2	.243
2018	Lakeland	0-0	0.00	2	2	0	0	0	6.0	1	0	0	0	0	0	11	1	16.5	.053
	DETROIT	3-12	4.69	24	24	0	0	0	132.1	128	75	69	19	5	46	110	1	7.5	.254
2019	INJURED - DID NOT PITCH																		
2020	DETROIT	0-2	8.78	10	10	0	0	0	27.2	45	27	27	8	1	12	20	0	6.5	.375
2021	Toledo	0-0	0.00	2	1	0	0	0	2.0	1	0	0	0	0	2	2	0	9.0	.167
	DETROIT	5-6	2.97	52	4	0	0	14	69.2	69	27	23	7	5	20	73	2	9.4	.256
2022	DETROIT	3-4	3.20	41	0	0	0	3	39.1	29	17	14	1	3	20	39	1	8.9	.203
	MINNESOTA	2-2	3.70	26	0	0	0	0	63.2	59	27	24	3	2	8	22	2	8.1	.313
Minor League Totals		27-25	3.14	83	81	1	0	0	406.2	374	165	142	26	22	132	397	22	8.8	.241
Major League Totals		34-45	3.89	204	89	2	1	17	617.0	587	293	267	67	33	188	510	10	7.4	.251

FULMER'S BATTING RECORD																			
BATTING	AVG	AB	R	H	2B	3B	HR	RBI	SH	SF	HBP	BB	SO	SB	OBP	OPS			
Career	.000	13	0	0	0	0	0	0	0	1	0	0	0	8	0	.000	.000		

DATES			INJURY			LEVEL		
June 27-July 27, 2021			Right Cervical Strain			Detroit		
June 3-14, 2021			Right Shoulder Strain			Detroit		
February 12-July 13, 2020			Right UCL Injury			Detroit		
March 23-October 31, 2019			Right UCL Injury			Detroit		
September 21-October 29, 2018			Right Lateral Meniscus Tear			Detroit		
July 20-August 24, 2018			Left Oblique Strain			Detroit		
August 3-14, 2017			Right Elbow Ulnar Neuritis			Detroit		
August 21-September 2, 2014			Right Elbow Bone Spur			Double-A Binghamton		
August 24-September 24, 2013			Right Shoulder Strain			High-A St. Lucie		
April 4-July 6, 2013			Right Knee Lateral Meniscus Injury			High-A St. Lucie		
August 28-September 13, 2012			Left Shin Contusion			Low-A Savannah		

FULMER'S GAME LOGS																				
DATE	OPP.	W	L	SV	SVO	HLD	ERA	GS	CG	IP	H	R	ER	HR	BB	IBB	HB	SO	AVG	#PIT
4/9	CWS	0	0	0	0	0	0.00	0	0	1.0	0	0	0	0	0	0	0	2	.000	11
4/11	BOS	1	0	0	0	0	0.00	0	0	1.0	1	0	0	0	0	0	0	1	.143	16
4/14	@KC	0	0	0	0	1	0.00	0	0	1.0	0	0	0	0	0	0	0	1	.100	9
4/15	@KC	0	0	1	1	0	0.00	0	0	1.0	0	0	0	0	0	0	0	1	.077	11
4/19	NY	0	0	0	0	0	0.00	0	0	1.0	1	0	0	0	0	0	0	2	.118	19
4/20	NY	0	0	0	0	0	0.00	0	0	0.2	0	0	0	0	0	0	0	0	.105	10
4/24	COL	0	0	0	0	0	0.00	0	0	1.0	1	0	0	0	1	0	0	0	.130	16
4/26	@MIN	0	0	0	0	1	0.00	0	0	1.0	0	0	0	0	1	0	0	1	.115	13
4/30	@LAD	0	0	0	0	1	0.00	0	0	1.2	0	0	0	0	0	0	0	0	.100	8
APRIL TOTALS		1	0	1	1	3	0.00	0	0	9.1	3	0	0	0	2	0	0	8	.100	113

FULMER'S GAME LOGS (CONTINUED)

DATE	OPP.	W	L	SV	SVO	HLD	ERA	GS	CG	IP	H	R	ER	HR	BB	IBB	HB	SO	AVG	#PIT
5/4	PIT	0	0	0	0	0	1.00	0	0	1.0	0	0	0	0	0	0	0	0	.091	9
5/7	@HOU	0	1	0	1	0	1.59	0	0	1.0	3	2	2	0	3	1	0	0	.154	26
5/11	OAK	0	0	0	0	0	1.46	0	0	1.0	0	0	0	0	1	0	0	1	.143	14
5/12	OAK	0	1	0	0	0	2.70	0	0	1.0	1	2	2	1	1	0	0	1	.152	25
5/16	@TB	1	0	0	1	0	3.14	0	0	1.0	1	1	1	0	1	0	0	1	.163	20
5/18	@TB	0	0	0	0	0	3.52	0	0	1.0	3	1	1	0	0	0	0	0	.204	20
5/24	@MIN	0	0	0	0	0	3.31	0	0	1.0	0	0	0	0	0	0	0	3	.193	19
5/25	@MIN	0	0	0	0	1	3.24	0	0	0.1	1	0	0	0	0	0	0	1	.200	12
5/29	CLE	0	0	0	0	1	3.06	0	0	1.0	0	0	0	0	1	0	0	1	.190	20
5/31	MIN	0	0	0	0	0	2.89	0	0	1.0	0	0	0	0	0	0	0	2	.182	10
MAY TOTALS		1	2	0	2	3	5.79	0	0	9.1	9	6	6	1	7	1	0	10	.250	175
6/5	@NYY	0	0	0	0	0	2.70	0	0	1.1	0	1	0	0	1	1	1	2	.169	24
6/8	@PIT	0	0	0	0	1	2.57	0	0	1.0	0	0	0	0	0	0	0	2	.162	17
6/11	TOR	0	0	0	0	1	2.45	0	0	1.0	0	0	0	0	0	0	0	2	.156	11
6/13	CWS	0	0	0	0	0	2.35	0	0	1.0	0	0	0	0	0	0	0	0	.150	14
6/16	TEX	0	0	0	0	1	2.25	0	0	1.0	0	0	0	0	1	0	0	1	.145	20
6/19	TEX	0	0	0	0	1	2.16	0	0	1.0	0	0	0	0	0	0	0	1	.140	12
6/24	@ARI	0	0	0	0	1	2.08	0	0	1.0	0	0	0	0	1	0	0	1	.135	16
6/25	@ARI	0	0	0	0	1	2.00	0	0	1.0	1	0	0	0	0	0	0	0	.141	7
6/29	@SF	0	0	0	0	1	1.91	0	0	1.1	1	0	0	0	1	0	0	1	.144	24
JUNE TOTALS		0	0	0	0	7	0.00	0	0	9.2	2	1	0	0	4	1	1	10	.065	145
7/3	KC	0	0	0	0	0	2.15	0	0	1.0	2	1	1	0	1	0	0	1	.158	13
7/4	CLE	0	0	0	0	1	2.10	0	0	0.2	0	0	0	0	0	0	0	1	.155	5
7/6	CLE	0	0	0	0	1	2.03	0	0	1.0	1	0	0	0	1	0	0	1	.159	25
7/8	@CWS	0	0	1	1	0	1.97	0	0	1.0	1	0	0	0	0	0	1	1	.162	12
7/10	@CWS	0	1	0	0	0	1.93	0	0	0.2	0	2	0	0	1	1	0	0	.158	12
7/12	@KC	0	0	0	0	1	1.89	0	0	0.2	0	0	0	0	0	0	1	1	.157	13
7/15	@CLE	0	1	0	1	0	2.38	0	0	0.2	2	2	2	0	2	1	0	1	.169	23
7/21	@OAK	0	0	0	0	1	2.31	0	0	1.0	1	0	0	0	0	0	0	0	.172	17
7/24	MIN	0	0	0	0	0	3.00	0	0	1.0	4	3	3	0	1	0	0	1	.194	24
7/26	SD	0	0	0	0	0	2.92	0	0	1.0	0	0	0	0	0	0	0	1	.189	12
7/27	SD	1	0	0	0	0	2.84	0	0	1.0	0	0	0	0	0	0	0	0	.185	8
7/29	@TOR	0	0	0	0	1	2.77	0	0	1.0	0	0	0	0	1	0	0	2	.181	17
JULY TOTALS		1	2	1	2	5	5.06	0	0	10.2	11	8	6	0	7	2	2	10	.268	181
8/1	@MIN	0	0	0	1	0	3.20	0	0	0.1	4	2	2	0	0	0	0	1	.203	23
Traded from Detroit to Minnesota on August 2																				
DETROIT TOTALS		3	4	2	6	18	3.20	0	0	39.1	29	17	14	1	20	4	3	39	.203	637
8/3	DET	0	0	0	0	0	3.12	0	0	1.0	1	0	0	0	1	0	0	3	.205	13
8/5	TOR	1	0	0	0	0	3.05	0	0	1.0	1	0	0	0	1	0	0	3	.207	15
8/6	TOR	0	0	0	0	1	3.00	0	0	0.2	0	0	0	0	1	0	0	1	.204	13
8/10	@LAD	0	1	0	0	0	3.14	0	0	1.0	1	1	1	1	0	0	0	1	.205	17
8/12	@LAA	0	0	0	0	1	3.07	0	0	1.0	0	0	0	0	0	0	0	1	.201	12
8/14	@LAA	0	0	0	0	0	3.20	0	0	1.0	3	1	1	0	0	0	0	0	.212	20
8/16	KC	0	0	0	0	0	3.13	0	0	1.0	1	0	0	0	0	0	0	1	.214	7
8/17	KC	0	0	0	0	0	3.06	0	0	1.0	1	0	0	0	1	0	0	2	.215	23
8/22	TEX	0	0	0	0	0	3.00	0	0	1.0	0	0	0	0	0	0	0	1	.211	12
8/24	@HOU	0	0	0	0	0	3.49	0	0	1.0	3	3	3	1	0	0	0	0	.222	23
8/26	SF	0	0	0	0	0	3.42	0	0	1.0	1	0	0	0	0	0	0	0	.224	12
8/28	SF	0	0	0	0	0	3.35	0	0	1.0	0	0	0	0	0	0	0	2	.220	15
8/30	BOS	1	0	0	0	0	3.27	0	0	1.1	0	0	0	0	0	0	0	2	.216	13
AUGUST TOTALS		2	1	0	1	3	4.73	0	0	13.1	16	7	7	2	3	0	0	16	.308	218
9/2	@CWS	0	0	0	0	0	3.21	0	0	1.0	2	0	0	0	0	0	0	1	.221	17
9/4	@CWS	0	0	0	0	1	3.35	0	0	0.1	3	1	1	0	0	0	0	0	.231	14
9/7	@NYY	0	0	0	0	0	3.29	0	0	1.0	0	0	0	0	2	1	0	0	.229	16
9/8	@NYY	0	0	1	1	0	3.25	0	0	0.2	1	0	0	0	1	1	0	1	.230	12
9/11	CLE	0	0	0	0	0	3.21	0	0	0.2	1	0	0	0	0	0	0	1	.232	18
9/15	KC	0	0	0	0	1	3.16	0	0	1.0	0	0	0	0	0	0	0	1	.229	21
9/16	@CLE	0	0	0	0	1	3.10	0	0	1.0	1	0	0	0	0	0	0	1	.229	11
9/17	@CLE	0	0	0	0	0	3.05	0	0	1.0	1	0	0	0	0	0	0	1	.229	17
9/20	@KC	0	1	0	0	0	3.15	0	0	1.0	3	1	1	0	1	0	0	0	.238	23
9/24	LAA	0	0	0	0	0	3.10	0	0	1.0	0	0	0	0	0	0	0	0	.235	9
9/28	CWS	0	0	0	0	1	3.19	0	0	1.0	3	1	1	0	0	0	1	0	.242	22
9/29	CWS	0	0	0	0	0	3.16	0	0	0.2	0	0	0	0	0	0	0	0	.240	5
10/2	@DET	0	0	0	0	0	3.39	0	0	1.0	3	2	2	1	1	0	0	1	.247	26
SEPT/OCT TOTALS		0	1	1	1	4	11.1	0	0	11.1	18	5	5	1	5	2	2	7	.367	211
MINNESOTA TOTALS		2	2	1	1	7	24.1	0	0	24.1	30	10	10	3	8	2	2	22	.313	406



30 KYLE GARLICK



OUTFIELDER

H/W: 6-1/221 B/T: R/R
Age: 30
Born: 1/26/1992 in La Habra, CA
Resides: Chino Hills, CA

Acquired: Claimed off waivers from ATL, 2/11/21
M.L. Service: 2 years, 163 days
Contract Status: Signed thru 2022

PERSONAL: Kyle Bruce Garlick...Instagram: @kylegarlick...2010 graduate of Chino Hills High School (CA)...graduate of California Polytechnic State University, Pomona...attended the University of Oregon...hobbies include spending time with family and friends, and playing video games.

CAREER HIGHLIGHTS: Twins are fourth organization (Los Angeles-NL - 2015-19, Philadelphia - 2020, Atlanta 2021)...hit first career leadoff home run on May 7, 2021 at Detroit...recorded career-high four-game hitting streak from May 5-8, 2021...made major league debut on May 19, 2019 for Los Angeles-NL.

POSTSEASON CAREER: Has not appeared at major league level.

2022:

- Was an invite to Twins spring training...reassigned to minor league camp on April 7 and began season with Triple-A St. Paul.
- Played in four games for the Saints and had contract selected by Twins on April 15 (Dereck Rodriguez DFA).
- Had first career multi-homer game on April 30 at Tampa Bay...second career multi-homer game on June 3 at Toronto, including a career-high-tying three hits...in both two-homer games, tied career-high with three RBI.
- Placed on 10-day Injured List on May 2 with a strained right calf...played in two games on rehab assignment with St. Paul and reinstated on May 16.
- Hit safely in career-high six-straight games from May 20-29.
- Placed on 10-day Injured List on June 7 with a strained left hamstring...played in three games on rehab assignment with St. Paul and reinstated on June 19.
- Hit .381 (8-for-21) with two home runs, four RBI, a .667 slugging percentage and a 1.048 OPS in eight June games.
- Placed on 10-day Injured List with right ribcage contusion after colliding with the leftfield wall on July 29 at San Diego...played two games on rehab assignment with Triple-A St. Paul and was reinstated by Twins on August 26.
- Tied career-high with three hits again on August 26 vs. San Francisco (2 singles, 1 home run).
- Placed back on 10-day Injured List on September 16 with a sprained left wrist and did not return.
- Hit .370 (10-for-27) with four home runs, nine RBI and a 1.194 OPS from the third spot in the lineup.
- Hit .243 (18-for-74) with six home runs and an .805 OPS vs. left-handed pitching, compared to .224 (17-for-76) with three home runs and a .631 OPS vs. right-handers.
- Set career-highs in games (66), hits (35), runs (23), home runs (9), RBI (18) and walks (8).

PROFESSIONAL: Originally selected by Los Angeles-NL in 28th round of 2015 First-Year Player Draft...traded to Philadelphia in exchange for left-handed pitcher Tyler Gilbert on February 15, 2020...acquired off waivers by Atlanta on January 22, 2021; DFA'd February 5 and claimed off waivers by Minnesota February 11, 2021.

GARLICK'S CAREER FIELDING RECORD

POSITION	PCT	G	PO	A	E	TC	DP	PB
Outfield	.993	107	142	3	1	146	1	—

GARLICK'S PROFESSIONAL INJURED LIST HISTORY

DATES	INJURY		LEVEL
September 16-end of 2022 season	Sprained Left Wrist		Minnesota
August 4-26, 2022	Right Ribcage Contusion		Minnesota
June 7-19, 2022	Strained Left Hamstring		Minnesota
May 2-16, 2022	Strained Right Calf		Minnesota
June 9-end of 2021 season	Sports Hernia		Minnesota
April 20-29, 2021	COVID 19		Minnesota
September 16-end of 2020 season	Right Oblique Strain		Philadelphia
May 31-July 30, 2017	Right Hand Fracture		Double-A Tulsa
August 28-end of 2015 season	Left Wrist Strain		High-A Rancho Cucamonga

CAREER HIGHS

Hits: 3, 3x, last 8/26/22 vs. SF
RBI: 3, 5x, last 6/3/22 at TOR
HR: 2, 2x, last 6/3/22 at TOR
GS: --
SB: 1, 5/21/21 at BAL
Hit-Streak: 4, 5/5-8/21

WALK-OFF HITS/PA

None

MULTI-HR GAMES

4/30/22 at TB
6/3/22 at TOR



GARLICK'S BATTING RECORD

YEAR	CLUB	AVG	G	AB	R	H	2B	3B	HR	RBI	SH	SF	HBP	BB	SO	SB	CS	OBP	OPS
2015	AZL Dodgers	.375	4	16	6	6	2	2	0	3	0	1	0	1	2	0	0	.389	1.139
	Ogden	.400	4	15	2	6	3	0	0	3	0	1	0	1	2	0	0	.412	1.012
	Great Lakes	.327	38	147	24	48	12	2	4	24	0	0	4	10	35	2	2	.385	.902
	Rancho Cucamonga	.389	14	54	16	21	4	0	5	14	0	2	1	4	20	0	0	.426	1.167
2016	Rancho Cucamonga	.306	49	196	38	60	13	1	11	37	0	0	4	15	57	0	0	.367	.918
	Tulsa	.284	79	292	42	83	29	2	8	39	0	3	6	18	83	1	0	.335	.815
2017	AZL Dodgers	.353	5	17	4	6	3	0	1	2	0	0	1	2	4	0	0	.450	1.156
	Tulsa	.239	74	268	45	64	9	0	17	42	0	3	4	30	78	1	0	.321	.784
2018	Tulsa	.282	19	78	11	22	4	0	5	14	0	1	0	6	33	0	0	.329	.855
	Oklahoma City	.253	97	324	49	82	18	2	17	46	0	1	2	14	105	2	0	.287	.766
2019	Oklahoma City	.314	81	271	54	85	25	2	23	59	0	2	6	25	84	2	1	.382	1.057
	LOS ANGELES-NL	.250	30	48	8	12	4	0	3	6	0	0	0	5	19	0	0	.321	.842
2020	PHILADELPHIA	.136	12	22	0	3	1	0	0	3	0	0	1	0	7	0	0	.174	.356
2021	St. Paul	.286	2	7	0	2	0	0	0	1	0	0	0	1	1	0	0	.375	.661
	MINNESOTA	.232	36	99	17	23	8	0	5	10	0	1	1	6	32	1	0	.280	.745
2022	St. Paul	.250	11	40	5	10	1	1	3	7	0	0	0	6	16	0	0	.348	.898
	MINNESOTA	.233	66	140	23	35	3	0	9	18	0	1	3	8	48	0	0	.284	.717
Minor League Totals		.287	477	1725	296	495	123	12	94	291	0	14	28	133	520	8	3	.345	.881
American League Totals		.233	102	249	40	58	11	0	14	28	0	2	4	14	80	1	0	.283	.728
National League Totals		.214	42	70	8	15	5	0	3	9	0	0	1	5	26	0	0	.276	.691
Major League Totals		.229	144	319	48	73	16	0	17	37	0	2	5	19	106	1	0	.281	.720



1 NICK GORDON



INFIELDER/OUTFIELDER

H/W: 6-0/178 B/T: L/R
Age: 27
Born: 10/24/1995 in Avon Park, FL
Resides: Winter Garden, FL

Acquired: 1st RD (5th overall), 2014 MLB Draft
M.L. Service: 1 year, 136 days
Contract Status: Signed thru 2022

PERSONAL: Nicholas Chad Gordon...Twitter: @FlashGThe3rd...Instagram: @flashgthre3rd...son, Jaxon (born in 2018)...2014 graduate of Olympia (FL) High School...hit .517 with 10 doubles, two triples, six home runs, 27 RBI and 13 stolen bases as a senior, and .505 with 15 doubles, six triples and 12 stolen bases as a junior...named Gatorade Florida Baseball Player of the Year in 2013 and '14 and named a Perfect Game All-American...rated as fifth best prospect in the 2014 draft by MLB.com...ranked as the sixth-best prospect, and as having the best infield arm in the 2014 draft by *Baseball America*...verbally committed to Florida State, but elected to play professional baseball...is the son of three-time All-Star right-handed pitcher Tom "Flash" Gordon and half-brother of MLB infielder/outfielder Dee Strange-Gordon...produces hip hop music in spare time, rapping under the alias G-Cinco (gcincomusic.com)...one of favorite all-time TV shows is Prison Break.

CAREER HIGHLIGHTS: Given 2022 Charles O. Johnson Award for Most Improved Twin, an award voted on by the Twin Cities Chapter of the BBWAA...made major league debut on May 6, 2021 vs. Texas; recorded first career hit with a fourth-inning single off Jordan Lyles...named SiriusXM Futures Game All-Star, leading off and playing shortstop for the U.S. Team in 2017...named 2017 Southern League Midseason All-Star...named 2017 Southern League Postseason All-Star...ranked eighth-best prospect in Twins system by *Baseball America* entering 2018, 80th-best prospect in baseball by MLB.com...named 2016 Florida State League Mid- and Postseason All-Star...named shortstop on the Twins 2016 organization All-Star team by MLB.com...played in Arizona Fall League for Surprise in 2016 and named to AFL Rising Stars Team and All-Prospect Team...named top prospect in Twins system by *Baseball America* entering 2017...ranked as the fourth-best prospect in the Twins system by *Baseball America* entering 2016...also ranked 53rd-best prospect in baseball by *Baseball America*, 91st by MLB.com and 62nd by BaseballProspect.com entering 2016...selected to 2014 Appalachian League Postseason All-Star team and sixth-best prospect in the Twins system by *Baseball America* and the 33rd-best prospect in baseball by MLB.com entering 2015.

POSTSEASON CAREER: Has not appeared at major league level.

CAREER HIGHS

Hits: 3x, 7x, last 9/20/22 at KC
RBI: 6, 8/30/22 vs. BOS
HR: 1, 13x, last 9/19/22 at CLE
GS: 1, 8/30/22 vs. BOS
SB: 2, 2x, last 6/12/21 at KC
Hit-Strike: 7, 9/5-11/22

WALK-OFF HITS/PA

None

MULTI-HR GAMES

None



2022:

- Made Opening Day roster for first time in career and spent season as club's utility player...first full season at major league level.
- Hit safely in six straight from July 2-8, batting .500 (8-for-16) with three doubles, one home run, an .875 slugging percentage and a 1.375 OPS in that span.
- Doubled in career-high four-straight games from July 27-August 1.
- Tied career-high and set season-high with three hits three times: August 1 vs. Detroit, August 5 vs. Toronto and September 20 at Kansas City...the August 5 game included a double and a home run.
- Set career-high with six RBI, including first career grand slam on August 30 vs. Boston...the grand slam was hit off Ryan Brasier...the six RBI were the most for a Twin in 2022.
- Hit .321 (26-for-81) with nine doubles, one triple, two home runs, 17 RBI, 11 runs scored, six walks and an .890 OPS in 26 August games.
- Hit safely in career-long seven-straight games from September 5-11, hitting .370 (10-for-27) with an .858 OPS in that span.
- Recorded 15 doubles from August 1-end of season, tied for sixth-most in the AL in that span...also recorded 35 RBI in that time, 11th-most in the AL...among Twins players in that span, ranked first in doubles and RBI, tied for third in home runs (5), fourth in games (57) and fifth in hits (54).
- Made four pitching appearances on season, first four of career: May 11 vs. Houston, July 14 vs. Chicago-AL, July 29 at San Diego and September 3 at Chicago-AL, combining to allow nine runs on 10 hits in 3.2 innings pitched, with two home runs allowed, four walks and no strikeouts...in his mound debut on May 11, he pitched 1.0 scoreless inning with one hit allowed...tied catcher Chris Gimenez (2017) and catcher Williams Astudillo (2021) for most pitching appearances by a Twins position player in single season.
- Hit .280 (58-for-207) with a .780 OPS in 63 games post-All-Star break, compared to .263 (52-for-198) with a .704 OPS in 73 games pre-All-Star Break.
- Hit .298 (65-for-218) in 77 night games, compared to .241 (45-for-187) in 59 day games.
- Hit .289 (94-for-325) with 37 extra-base hits (25 doubles, 4 triples, 8 home runs) and a .793 OPS against right-handed pitching, compared to .200 (16-for-80) with three extra-base hits (3 doubles, 1 home run) and a .542 OPS against lefties.
- Appeared in 62 games (47 starts) in leftfield, 38 games (31 starts) in centerfield, 36 games (29 starts) at second base, 17 games (7 starts) at shortstop, one game (0 starts) in rightfield and one game (0 starts) at second base...recorded three outfield assists, two from leftfield and one from centerfield.
- Set career-highs in games (138), runs (45), hits (110), triples (4), home runs (9), RBI (50) and walks (19).
- Ranked fifth on Twins in OPS at .743 (minimum of 400 at-bats).
- Given Charles O. Johnson Award for Most Improved Twin, an award voted on by the Twin Cities Chapter of the BBWAA.

PROFESSIONAL: Selected by Twins in first round (5th overall) of 2014 First-Year Player Draft; signed by scout Brett Dowdy.

		GORDON'S BATTING RECORD																	
YEAR	CLUB	AVG	G	AB	R	H	2B	3B	HR	RBI	SH	SF	HBP	BB	SO	SB	CS	OBP	OPS
2014	Elizabethton	.294	57	235	46	69	6	4	1	28	0	4	5	11	45	11	7	.333	.699
2015	Cedar Rapids	.277	120	481	79	133	23	7	1	58	3	4	6	39	88	25	8	.336	.696
2016	Fort Myers	.291	116	461	56	134	23	6	3	52	1	0	8	23	87	19	13	.335	.721
2017	Chattanooga	.270	122	519	80	140	29	8	9	66	0	2	4	53	134	13	7	.341	.749
2018	Chattanooga	.333	42	162	22	54	10	3	5	20	0	4	4	11	27	7	2	.381	.906
	Rochester	.212	99	382	40	81	13	4	2	29	1	1	3	23	82	13	3	.262	.544
2019	Rochester	.298	70	292	49	87	29	3	4	40	0	5	4	18	65	14	4	.342	.801
2020		DID NOT PLAY PROFESSIONALLY																	
2021	St. Paul	.282	18	71	11	20	0	1	3	9	0	0	0	6	12	7	2	.338	.774
	MINNESOTA	.240	73	200	19	48	9	1	4	23	0	1	3	12	55	10	1	.292	.647
2022	MINNESOTA	.272	138	405	45	110	28	4	9	50	3	6	10	19	105	6	4	.316	.743
Minor League Totals		.276	644	2603	383	718	133	36	28	302	5	20	34	184	540	109	46	.329	.716
Major League Totals		.261	211	605	64	158	37	5	13	73	3	7	13	31	160	16	5	.308	.711

GORDON'S CAREER FIELDING RECORD									
POSITION	PCT	G	PO	A	E	TC	DP	PB	
Outfield	.988	140	233	4	3	240	1	—	
Second Base	.969	53	66	90	5	161	24	—	
Shortstop	.970	31	23	42	2	67	11	—	
Third Base	.800	3	0	4	1	5	0	—	
Totals	.977	227	322	140	11	473	36	—	

GORDON'S PROFESSIONAL INJURED LIST HISTORY		
DATES	INJURY	LEVEL
June 30-end of 2020 season	Undisclosed Injury	Minnesota
August 3-end of 2019 season	Left Knee Contusion	Triple-A Rochester
May 13-21, 2019	Left Thigh Strain	Triple-A Rochester
April 4-May 2, 2019	Acute Gastritis	Triple-A Rochester
May 4-11, 2016	Concussion-like Symptoms	High-A Fort Myers



54 SONNY GRAY



RIGHT-HANDED PITCHER

H/W: 5-10/190 B/T: R/R
Age: 33
Born: 11/7/1989 in Smyrna, TN
Resides: Nashville, TN

Acquired: Trade with CIN, 3/13/22
M.L. Service: 9 years, 61 days
Contract Status: Signed thru 2022 (club option for '23)

PERSONAL: Sonny Douglas Gray...Twitter: @SonnyGray2...attended Smyrna (TN) High School...pitched three seasons at Vanderbilt University...finished his Commodore career ranked second all-time in wins (27) and fourth in strikeouts (317)...in 2011 led Vanderbilt to its first NCAA College World Series berth after finishing 12-4, 2.43 ERA...in 2010 and 2011 was second team All-SEC...in 2009 was a Louisville Slugger Freshman All-American...in 2009 and 2010 pitched for Team USA...in 2010 was Baseball America's Summer Player of the Year.

CAREER HIGHLIGHTS: Twins are fourth organization (Oakland 2011-17, New York-AL 2017-18 and Cincinnati 2019-21)...has made seven Opening Day rosters with the Athletics (2014-2016), Yankees (2018), Reds (2019-2020) and Minnesota (2022)...named to NL All-Star team in 2015 for Oakland and 2019 for Cincinnati (did not pitch in either)...twice received votes for the Cy Young Award (3rd in 2015, 7th in 2019)...2019 recipient of the Johnny Vander Meer Award as the Reds' Most Outstanding Pitcher and finished second to Atlanta's Josh Donaldson in voting of the MLBPA's National League Comeback Player of the Year Award...named to *Baseball America's* 2019 major league All-Star second team...named American League Pitcher of the Month for April in 2014...in 2013 was the Athletics' Minor League Pitcher of the Year and a *Baseball America* Triple-A All-Star...also was a Midseason Pacific Coast League All-Star but was promoted and did not pitch in the Triple-A All-Star Game.

POSTSEASON CAREER: Is 0-2, 2.95 ERA (21.1 IP, 7 ER) with 12 walks, 18 strikeouts and a .189 opponent batting average in four career starts...**2017:** Made one ALDS start vs. Cleveland in Game 1, allowing three runs on three hits in 3.1 innings pitched and was dealt the loss...started Game 4 of the LCS vs. Houston, allowing two runs (1 earned) on one hit in 5.1 innings pitched (ND)...**2013:** In the 1-0 win in Game 2 of the 2013 American League Division Series vs. the Tigers received no decision but combined with Grant Balfour on a four-hitter (8 IP 4 H, 2 BB, 9 K)...became only the third rookie in major league history to record at least nine strikeouts in a scoreless Postseason start, joining Baltimore's Mike Boddicker (14 K, 1983 ALCS Game 3) and New York-AL's Dave Righetti (10 K, 1981 ALDS Game 2).

2022:

- Spent first season with Minnesota after being acquired via trade during spring training from Cincinnati.
- Began season as club's number two starter, making Twins debut on April 9 vs. Seattle, allowing two runs on four hits in 4.2 innings pitched.
- Placed on 10-day Injured List on April 17 after two starts, with a strained right hamstring...made one rehab start with Low-A Fort Myers on May 1 and was reinstated on May 7.
- Earned first win as Twin in fifth start on May 18 at Oakland, allowing two runs on six hits in 6.0 innings pitched.
- Struck out season-high 10 batters on May 24 vs. Detroit (7.0 IP)...matched season-high with 10 again on August 16 vs. Kansas City (6.0 IP)...marked the 11th and 12th time in career with double-digit strikeout totals.
- Went 3-0, 1.65 ERA (27.1 IP, 5 ER) in five May starts and 1-0, 1.69 ERA (16.0 IP, 3 ER) in three June starts.
- Placed on 15-day Injured List on June 2 with a right pectoral strain; reinstated on June 15.
- Did not strike out a batter in start on July 8 at Texas (4.2 IP), marking just the fifth time in career to not strike out a batter in a start, first time since March of 2019.
- Placed on 15-day Injured List for third time on September 20 with a strained right hamstring and did not return.
- Allowed just two runs-or-fewer in 18 of 24 starts.
- Pitched 7.0 innings three times on the season (May 24 vs. DET, June 27 at CLE and September 14 vs. KC), second-most on the staff.
- Went 4-2, 2.66 ERA (67.2 IP, 20 ER) with 25 walks and 78 strikeouts in 13 home starts, compared to 4-3, 3.63 ERA (52.0 IP, 21 ER) with 11 walks and 39 strikeouts in 11 road starts.
- Held left-handed batters to a .202 batting average, compared to .244 vs. right-handed batters.
- Held opponents to a .193 (17-for-88) batting average with 25 strikeouts when throwing his curveball...ranked in the 89th percentile in baseball in curveball spin and in the 98th percentile on fastball spin.
- Ranked second on Twins staff in strikeouts (117) and quality starts (9), tied for second in wins (8), third in innings pitched (119.2) and fourth in starts (24).

PROFESSIONAL: Selected by Oakland in first round (18th overall) in 2011 First-Year Player Draft; signed by scout Matt Ranson...originally selected by Chicago-NL in 27th round of 2008 First-Year Player Draft but did not sign...at July 31, 2017 deadline was traded from Oakland to New York-AL, along with international signing bonus pool money, in exchange for outfielder Dustin Fowler and minor leaguers right-handed pitcher James

CAREER HIGHS

IP: 9.0, 5x, last 8/7/15 vs. HOU
Walks: 7, 5/3/15 at TEX
SO: 12, 2x, last 7/3/19 vs. MIL
CG: 6, last 9/12/17 at TB
Low-Hit CG: 2, 2x, last 7/12/15 at CLE
Win-Streak: 6, 6/18-7/26/14



Kaprielian and shortstop Jorge Mateo...acquired by Cincinnati from New York-AL on January 21, 2019, along with left-handed pitcher Reiver Sanmartin, in exchange for Shed Long and the Red's 2019 Competitive Balance A Draft Pick...signed a three-year contract extension with the Reds through the 2022 season with a club option for 2023 on January 21, 2019...acquired by Minnesota on March 13, 2022 in a trade with Reds, along with right-handed pitcher Francis Peguero, in exchange for right-handed pitcher Chase Petty.

GRAY'S PITCHING RECORD																				
YEAR	CLUB	W-L	ERA	G	GS	CG	SHO	SV	IP	H	R	ER	HR	HB	BB	SO	WP	K/9	BAA	
2011	AZL Athletics	0-1	4.50	1	1	0	0	0	2.0	4	1	1	0	0	0	2	0	9.0	.444	
	Midland	1-0	0.45	5	5	0	0	0	20.0	15	1	1	0	0	6	18	2	8.1	.214	
2012	Midland	6-9	4.14	26	26	1	1	0	148.0	148	73	68	8	4	57	97	16	5.9	.263	
	Sacramento	0-0	9.00	1	1	0	0	0	4.0	10	4	4	0	1	1	2	1	4.5	.500	
2013	Sacramento	10-7	3.42	20	20	1	0	0	118.1	117	51	45	5	0	39	118	10	9.0	.259	
	OAKLAND	5-3	2.67	12	10	0	0	0	64.0	51	22	19	4	0	20	67	2	9.4	.214	
2014	OAKLAND	14-10	3.08	33	33	2	2	0	219.0	187	84	75	15	7	74	183	15	7.5	.232	
2015	OAKLAND	14-7	2.73	31	31	3	2	0	208.0	166	71	63	17	2	59	169	13	7.3	.217	
2016	OAKLAND	5-11	5.69	22	22	0	0	0	117.0	133	80	74	18	2	42	94	15	7.2	.286	
2017	Stockton	1-0	0.00	1	1	0	0	0	5.0	1	0	0	0	0	0	6	0	10.8	.063	
	Nashville	1-0	0.00	1	1	0	0	0	6.0	2	0	0	0	0	0	7	1	10.5	.095	
	OAKLAND	6-5	3.43	16	16	0	0	0	97.0	84	48	37	8	1	30	94	7	8.7	.229	
	NEW YORK-AL	4-7	3.72	11	11	1	0	0	65.1	55	31	27	11	2	27	59	4	8.1	.222	
2018	NEW YORK-AL	11-9	4.90	30	23	0	0	0	130.1	138	73	71	14	8	57	123	9	8.5	.270	
2019	CINCINNATI	11-8	2.87	31	31	0	0	0	175.1	122	59	56	17	7	68	205	7	10.5	.196	
2020	CINCINNATI	5-3	3.70	11	11	0	0	0	56.0	42	26	23	4	2	26	72	7	11.6	.203	
2021	Louisville	0-0	0.00	1	1	0	0	0	3.0	1	0	0	0	1	3	4	0	12.0	.125	
	CINCINNATI	7-9	4.19	26	26	0	0	0	135.1	115	67	63	19	8	50	155	9	10.3	.225	
	Fort Myers	0-0	0.00	1	1	0	0	0	3.0	1	0	0	0	0	0	5	0	7.5	.091	
2022	MINNESOTA	8-5	3.08	24	24	0	0	0	119.2	99	44	41	11	6	36	117	3	8.8	.224	
Minor League Totals		19-17	3.50	57	57	2	1	0	309.1	298	130	119	13	6	106	259	30	7.5	.258	
American League Totals		67-57	3.59	179	170	6	4	0	1020.1	913	453	407	98	28	345	906	68	8.0	.238	
National League Totals		23-20	3.49	68	68	0	0	0	366.2	279	152	142	40	17	144	432	23	10.6	.208	
Major League Totals		90-77	3.56	247	238	6	4	0	1387.0	1192	605	549	138	45	489	1338	91	8.7	.230	

GRAY'S CAREER FIELDING RECORD								
POSITION	PCT	G	PO	A	E	TC	DP	PB
Pitcher	.961	247	150	180	13	343	15	—

GRAY'S CAREER BATTING RECORD														
BATTING	AVG	AB	R	H	2B	3B	HR	RBI	SH	SF	HBP	BB	SO	SB
Career	.141	99	8	14	0	1	0	3	16	0	0	3	35	0

GRAY'S DIVISION SERIES RECORD														
YEAR	OPPONENT	W-L	ERA	G	GS	CG	SHO	SV	IP	H	R	ER	HR	HB
2013	Detroit	0-1	2.08	2	2	0	0	0	13.0	10	3	3	1	0
2017	Cleveland	0-1	4.32	2	2	0	0	0	8.1	4	5	4	1	2
Division Series Totals		0-2	2.95	4	4	0	0	0	21.1	14	8	7	2	2

GRAY'S LEAGUE CHAMPIONSHIP SERIES RECORD														
YEAR	OPPONENT	W-L	ERA	G	GS	CG	SHO	SV	IP	H	R	ER	HR	HB
2017	Houston	0-0	1.80	1	1	0	0	0	5.0	1	2	1	0	1

GRAY'S ALL-STAR GAME RECORD														
YEAR	HOST	W-L	ERA	G	GS	CG	SHO	SV	IP	H	R	ER	HR	HB
2018	Cincinnati													
2019	Cleveland													

GRAY'S PROFESSIONAL INJURED LIST HISTORY

DATES	INJURY	LEVEL
September 20-end of 2022 season	Strained Right Hamstring	Minnesota
June 2-15, 2022	Right Pectoral Strain	Minnesota
April 17-May 7, 2022	Strained Right Hamstring	Minnesota
July 8-18, 2021	Strained Rib Cage	Cincinnati
June 9-July 2, 2021	Right Groin Strain	Cincinnati
April 1-17, 2021	Back Spasms	Cincinnati
September 13-21, 2020	Right Mid-Back Strain	Cincinnati
April 1-May 1, 2017	Right Shoulder Strain	Oakland
August 7-September 28, 2016	Right Forearm Strain	Oakland
May 22-June 5, 2016	Right Trapezius Strain	Oakland
May 20-26, 2012	Right Wrist Contusion	Double-A Midland

GRAY'S GAME LOGS

DATE	OPP.	W	L	SV	SVO	HLD	ERA	GS	CG	IP	H	R	ER	HR	BB	IBB	HB	SO	AVG	#PIT
4/9	SEA	0	0	0	0	0	3.86	1	0	4.2	4	2	2	1	2	0	0	4	.222	76
4/16	@BOS	0	1	0	0	0	5.68	1	0	1.2	1	2	2	1	1	0	0	1	.208	31
APRIL TOTALS		0	1	0	0	0	5.68	2	0	6.1	5	4	4	2	3	0	0	5	.208	107
5/7	OAK	0	0	0	0	0	3.48	1	0	4.0	2	0	0	0	2	0	0	7	.189	66
5/13	CLE	0	0	0	0	0	3.68	1	0	4.1	4	2	2	1	4	0	0	8	.204	82
5/18	@OAK	1	0	0	0	0	3.48	1	0	6.0	6	2	2	0	0	0	0	5	.218	84
5/24	DET	1	0	0	0	0	2.60	1	0	7.0	4	0	0	0	1	0	0	10	.204	95
5/29	KC	1	0	0	0	0	2.41	1	0	6.0	2	1	1	0	0	0	0	4	.187	80
MAY TOTALS		3	0	0	0	0	1.65	5	0	27.1	18	5	5	1	7	0	0	34	.182	407
6/15	@SEA	0	0	0	0	0	2.09	1	0	5.0	3	0	0	0	0	0	0	3	.184	65
6/22	CLE	0	0	0	0	0	2.53	1	0	4.0	8	4	3	1	0	0	0	4	.211	85
6/27	@CLE	1	0	0	0	0	2.17	1	0	7.0	3	0	0	0	1	0	0	3	.202	97
JUNE TOTALS		1	0	0	0	0	1.69	3	0	16.0	14	4	3	1	1	0	0	10	.233	247
7/2	BAL	0	0	0	0	0	2.47	1	0	5.0	6	3	3	1	3	0	1	5	.213	87
7/8	@TEX	0	1	0	0	0	3.03	1	0	4.2	4	5	5	0	2	0	1	0	.216	82
7/14	CWS	0	1	0	0	0	3.71	1	0	3.2	9	6	6	1	1	0	1	3	.235	79
7/24	@DET	1	0	0	0	0	3.52	1	0	6.0	2	1	1	0	1	0	1	7	.225	84
7/30	@SD	1	0	0	0	0	3.41	1	0	5.0	5	1	1	1	1	0	0	5	.227	79
JULY TOTALS		2	2	0	0	0	5.92	5	0	24.1	26	16	16	3	8	0	4	20	.277	411
8/4	TOR	0	0	0	0	0	3.19	1	0	5.0	1	0	0	0	5	0	0	5	.219	96
8/10	@LAD	0	0	0	0	0	3.33	1	0	4.2	7	4	3	1	2	0	0	5	.228	80
8/16	KC	1	0	0	0	0	3.11	1	0	6.0	3	0	0	0	1	0	0	10	.223	92
8/22	TEX	0	1	0	0	0	3.10	1	0	6.0	5	2	2	1	1	0	0	6	.224	69
8/27	SF	0	0	0	0	0	3.04	1	0	5.0	1	1	1	0	4	0	1	4	.218	90
AUGUST TOTALS		1	1	0	0	0	2.03	5	0	26.2	17	7	6	2	13	0	1	30	.189	427
9/2	@CWS	0	0	0	0	0	3.10	1	0	4.0	5	2	2	0	1	0	1	2	.222	59
9/8	@NYY	0	0	0	0	0	3.01	1	0	6.0	6	2	1	1	1	0	0	7	.224	79
9/14	KC	1	0	0	0	0	2.83	1	0	7.0	3	0	0	0	1	0	0	8	.218	91
9/19	@CLE	0	1	0	0	0	3.08	1	0	2.0	5	4	4	1	1	0	0	1	.224	44
SEPT TOTALS		1	1	0	0	0	3.32	4	0	19.0	19	8	7	2	4	0	1	18	.257	273



BILLY HAMILTON



OUTFIELDER

H/W: 6-0/160 B/T: R/R
Age: 32
Born: 9/9/1990 in Taylorsville, MS
Resides: Taylorsville, MS

Acquired: Signed as minor league free agent, 8/23/22
M.L. Service: 8 years, 87 days
Contract Status: Signed thru 2022

PERSONAL: Billy R. Hamilton...resides in Taylorsville, MS...while at Taylorsville High School, was recruited to play wide receiver for Mississippi State University, but opted to sign with Cincinnati instead.

POSTSEASON CAREER: Has appeared in three career postseason games, two in 2019 with Atlanta against St. Louis and one in 2020 with Chicago-NL against Miami...has scored two runs, walked once and stole one base in postseason career.

2022:

- Was in Seattle spring training after signing a minor league contract on March 21.
- Began season with Triple-A Tacoma, playing in 22 games for the Rainiers.
- Declared free agency from Seattle on June 2.
- Signed minor league contract with Miami on June 21 and played in one game for Triple-A Jacksonville on June 25.
- Had contract selected by Marlins on July 1.
- Played in 20 games for the Marlins from July 3-August 10, going just 1-for-13...outrighted off Miami's roster on August 12...refused minor league assignment and became free agent.
- Signed minor league contract with Minnesota on August 25.
- Worked out at club's spring training/Low-A facility in Fort Myers, Florida...started with the Saints and played in two games and had contract selected by Minnesota on September 1.
- Played in 17 games for Twins down stretch and went 0-for-7 with one walk...used mostly as pinch runner, stealing three bases and scoring four runs.
- Played second base for third time in career on October 4 at Chicago-AL.

PROFESSIONAL: Selected by Cincinnati in second round (57th overall) of the 2009 First Year Player Draft...signed one-year contract with Kansas City on December 11, 2018...DFA'd by KC on August 16, 2019 and claimed off waivers by Atlanta on August 19, 2019...signed minor league contract with San Francisco on February 7, 2020...traded from Giants to New York-NL, in exchange for right-handed pitcher Jordan Humphreys on August 2, 2020...DFA'd by Mets on September 4, 2020 and claimed off waivers by Chicago-NL on September 7, 2020...signed with Cleveland as minor league free agent on February 11, 2021...released by Cleveland during 2021 spring training and signed minor league contract with Chicago-AL on March 16, 2021...signed minor league contract with Seattle on March 21, 2022...declared free agency on June 2, 2022 and signed minor league deal with Miami on June 21, 2022...outrighted and became free agent on August 14, 2022...signed minor league deal with Minnesota on August 25, 2022.

CAREER HIGHS

Hits: 4, 3x, last 5/12/21 vs. MIN

RBI: 4, 7/7/14 vs. CHC

HR: 1, 24x, last 5/30/21 vs. BAL

GS: - -

SB: 5, 6/14/15 at CHC

Hit-Strike: 12, 6/10-24/14

WALK-OFF HITS/PA

7/8/14 vs. CHC (1B)

5/1/17 vs. PIT (2B)

9/4/17 vs. MIL (HR)

5/19/18 vs. CHC (BB)

MULTI-HR GAMES

None



HAMILTON'S CAREER FIELDING RECORD

POSITION	PCT	G	PO	A	E	TC	DP	PB
Outfield	.995	886	1880	58	10	1948	13	—
Second Base	1.000	3	2	0	2	0	0	—
Third Base	- -	1	0	0	0	0	0	—
Totals	.994	890	1882	58	12	1948	13	—

HAMILTON'S PLAYING RECORD

YEAR	CLUB	AVG	G	AB	R	H	2B	3B	HR	RBI	SH	SF	HBP	BB	SO	SB	CS	OBP	OPS
2009	GCL Reds	.205	43	166	19	34	6	3	0	11	2	1	0	11	47	14	3	.253	.530
2010	Billings	.318	69	283	61	90	13	10	2	24	0	2	3	28	56	48	9	.383	.839
2011	Dayton	.278	135	550	99	153	18	9	3	50	4	3	1	52	133	103	20	.340	.700
2012	Bakersfield	.323	82	337	79	109	18	9	1	30	2	1	2	50	70	104	21	.413	.852
	Pensacola	.286	50	175	33	50	4	5	1	15	1	1	0	36	43	51	16	.406	.789
2013	Louisville	.256	123	504	75	129	18	4	6	41	4	1	0	38	102	75	15	.308	.651
	CINCINNATI	.268	13	19	9	7	2	0	0	1	1	0	0	2	4	13	1	.429	.902
2014	CINCINNATI	.250	152	563	72	141	25	8	6	48	9	4	1	34	117	56	23	.292	.648
2015	Pensacola	.273	3	11	4	3	0	0	0	0	0	0	0	3	2	1	0	.429	.701
	CINCINNATI	.226	114	412	56	93	8	3	4	28	9	4	1	28	75	57	8	.274	.563
2016	CINCINNATI	.260	119	411	69	107	19	3	3	17	11	1	1	36	93	58	8	.321	.664
2017	CINCINNATI	.247	139	582	85	144	17	11	4	38	5	2	0	44	133	59	13	.299	.635
2018	CINCINNATI	.236	153	504	74	119	16	9	4	29	1	4	1	46	132	34	10	.299	.627
2019	KANSAS CITY	.211	93	275	32	58	12	2	0	12	3	2	0	25	74	18	5	.275	.544
	ATLANTA	.268	26	41	9	11	2	0	0	3	0	0	0	7	13	4	1	.375	.692
2020	NEW YORK-NL	.046	17	22	4	1	0	0	0	1	1	1	0	1	3	3	1	.083	.129
	CHICAGO-NL	.300	14	10	6	3	0	0	1	1	0	0	0	1	4	3	1	.364	.964
2021	Charlotte	.158	6	19	2	3	1	0	0	0	0	0	0	2	8	1	0	.238	.449
	CHICAGO-AL	.221	71	127	23	28	8	3	2	11	3	1	0	4	47	9	0	.242	.620
2022	Tacoma	.186	22	86	11	16	2	0	0	5	0	0	0	9	25	4	0	.263	.473
	Jacksonville	.333	1	3	0	1	1	0	0	1	0	0	0	0	2	0	0	.333	1.000
	MIAMI	.077	20	13	9	1	0	0	0	0	1	0	0	1	8	7	0	.143	.220
	St. Paul	.143	2	7	2	1	1	0	0	0	0	0	0	1	4	1	0	.250	.536
	MINNESOTA	.000	17	7	4	0	0	0	0	0	0	0	0	1	4	3	1	.125	.125
Minor League Totals		.275	536	2141	385	589	82	40	13	177	13	9	6	230	492	402	84	.346	.715
American League Totals		.210	181	409	59	86	20	5	2	23	6	3	0	30	125	30	6	.262	.561
National League Totals		.243	767	2577	393	627	89	34	22	166	38	16	4	200	582	294	66	.297	.627
Major League Totals		.239	948	2986	452	713	109	39	24	189	44	19	4	230	707	324	72	.292	.618

HAMILTON'S WILD CARD SERIES RECORD

YEAR	OPPONENT	AVG	G	AB	R	H	2B	3B	HR	RBI	SH	SF	HBP	BB	SO	SB	CS	OBP	OPS
2020	Miami	.000	1	0	0	0	0	0	0	0	0	0	0	0	0	0	0	.000	.000

HAMILTON'S DIVISION SERIES RECORD

YEAR	OPPONENT	AVG	G	AB	R	H	2B	3B	HR	RBI	SH	SF	HBP	BB	SO	SB	CS	OBP	OPS
2019	St. Louis	1.000	2	0	2	0	0	0	0	0	0	0	0	1	0	1	0	1.000	1.000

HAMILTON'S PROFESSIONAL INJURED LIST HISTORY

DATES	INJURY	LEVEL
August 1-September 1, 2021	Strained Right Oblique	Chicago-AL
June 6-29, 2021	Strained Right Oblique	Chicago-AL
April 8-23, 2021	Strained Left Hamstring	Chicago-AL
September 7-20, 2017	Fractured Left Thumb	Cincinnati
September 15-end of 2016 season	Strained Left Oblique	Cincinnati
June 9-17 2016	Concussion	Cincinnati
September 8-end of 2015 season	Right Shoulder Sprain	Cincinnati
August 19-September 8, 2015	Jammed Right Shoulder	Cincinnati



90 CALEB HAMILTON



CATCHER

H/W: 6-0/210 B/T: R/R
Age: 27
Born: 2/5/1995 in Kirkland, WA
Resides: Redmond, WA

Acquired: 23rd Rd. 2016 MLB Draft
M.L. Service: 64 days
Contract Status: Signed thru 2022

PERSONAL: Caleb Broderick Hamilton...Instagram: @slice_of_hammy...played three seasons at Oregon State University; was teammates for one season with Twins prospect Trevor Larnach...graduated from Woodinville (WA) High School where he lettered for three years...in 2013, was *Seattle Times* All-Area as a senior after hitting .419 with four home runs...was the quarterback of the football team.

CAREER HIGHLIGHTS: Named a 2019 Southern League Midseason All-Star.

POSTSEASON CAREER: Has not appeared at the major league level.

2022:

- Was non-roster invite to Twins spring training, the second of career...reassigned to minor league camp on March 30 and began season at Triple-A St. Paul.
- Recorded minor league career-high with four hits on May 10 at Columbus.
- Tied minor league career-high with two home runs and five RBI on June 5 at Iowa.
- Hit minor league career-high with 10th home run on July 12 vs. Toledo.
- Hit safely in minor league career-high 11-straight games from July 2-August 6, hitting .309 (13-for-42) during span.
- Had contract selected from Triple-A St. Paul on July 15 (Ryan Jeffers - IL).
- Made major league debut on July 17 vs. Chicago-AL...entered game as catcher in eighth inning and had one plate appearance, grounding out to shortstop against Joe Kelly.
- Appeared in just three games for Twins and was optioned back to St. Paul on August 3.
- Played in 13 games for the Saints upon return and was recalled by Minnesota on August 23 and spent rest of season with Twins.
- Recorded first career hit on September 25 vs. Los Angeles-AL, a solo home run off José Quijada...the hit snapped an 0-for-12 to start his career, which was the longest in club history...according to *Elias*, he became the 14th player in club history to homer as his first career hit, joining Matt Wallner (2022), Jake Cave (2018), Eddie Rosario (2015), Luke Hughes (2010), Michael Restovich (2002), Danny Ardoin (2000), Andre Davis (1984), Gary Gaetti (1981), Dave McKay (1975), Eric Soderholm (1971), Paul Powell (1971), Rick Renick (1968) and Andy Kosco (1965).
- Threw out six of 32 runners attempting to steal (19%) while at St. Paul.
- Hit .219 (49-for-224) with 10 doubles, 12 home runs, 44 RBI, 39 runs scored, 47 walks and a .355 on-base percentage in 84 games between St. Paul and Minnesota...hit .308 (28-for-91) against left-handed pitching, compared to .158 (21-for-133) vs. right-handed pitching.
- Claimed off waivers by Boston on October 12.

PROFESSIONAL: Originally drafted by Washington in 38th round of 2013 First-Year Player Draft but did not sign, electing to play collegiately at Oregon State...drafted by Minnesota in 23rd round of 2016 First-Year Player Draft; signed by scout Trevor Brown.

CAREER HIGHS

Hits: 1, 9/25/22 vs. LAA
RBI: 1, 9/25/22 vs. LAA
HR: 1, 9/25/22 vs. LAA
GS: --
SB: --

Hit-Strike: 1, 9/25/22

WALK-OFF HITS/PA

None

MULTI-HR GAMES

None



HAMILTON'S PLAYING RECORD

Year	Team	AVG	G	AB	R	H	2B	3B	HR	RBI	SH	SF	HBP	BB	SO	SB	CS	OBP	OPS
2016	Elizabethton	.207	45	140	25	29	7	2	2	15	1	0	3	28	44	2	1	.351	.680
2017	Cedar Rapids	.221	92	307	51	68	18	4	9	42	1	2	3	54	97	3	4	.342	.736
2018	Fort Myers	.205	91	297	38	61	19	2	4	42	0	6	1	36	72	5	2	.288	.611
2019	Pensacola	.226	88	296	41	67	15	2	6	38	0	2	3	40	82	7	6	.323	.674
	Rochester	.205	11	39	4	8	2	0	1	4	0	0	0	0	15	0	0	.205	.538
2020	SPENT SEASON AT ALTERNATE TRAINING SITE IN ST. PAUL, MN																		
2021	Wichita	.192	67	203	24	39	8	1	8	28	0	3	1	41	79	4	1	.327	.687
	St. Paul	.103	11	29	1	3	0	0	1	3	0	0	0	2	11	0	0	.161	.368
2022	St. Paul	.233	62	206	34	48	10	0	11	43	0	1	1	43	67	1	0	.367	.808
	MINNESOTA	.056	22	18	5	1	0	0	1	1	1	0	0	4	14	0	0	.227	.450
	Minor League Totals	.213	467	1517	218	323	79	11	42	215	2	14	12	244	467	22	14	.324	.687
	Major League Totals	.056	22	18	5	1	0	0	1	1	1	0	0	4	14	0	0	.227	.450

HAMILTON'S CAREER FIELDING RECORD								
POSITION	PCT	G	PO	A	E	TC	DP	PB
Catcher	1.000	11	31	0	0	31	0	—
First Base	1.000	6	17	1	0	18	2	—
Totals	1.000	17	48	1	0	49	2	—

HAMILTON'S PROFESSIONAL INJURED LIST HISTORY		
DATES	INJURY	LEVEL
None.....		



RIGHT-HANDED PITCHER

H/W: 5-10/160 B/T: R/R
 Age: 22
 Born: 6/20/2000 in Bonao, DR
 Resides: Bonao, DR

Acquired: Trade with TEX, 3/12/22
 M.L. Service: 18 days
 Contract Status: Signed thru 2022

PERSONAL: Ronny Henriquez (pronounced hen-REE-kez)...Twitter: @RonnyHenriquez12...Instagram: @ronnyhenriquez79.

CAREER HIGHLIGHTS: Made major league debut on September 19, 2022 at Cleveland...ranked as 20th-best Twins prospect by MLB.com, entering 2022...ranked as Texas' 10th-best prospect entering 2020 according to *Baseball America*...named 2018 Dominican Summer League mid-season All-Star...named to 2018 DSL All-Star team by *Baseball America*...acquired by Minnesota via trade along with infielder Isiah Kiner-Falefa on March 12, 2022, in exchange for catcher Mitch Garver.

POSTSEASON CAREER: Has not appeared at major league level.

2022:

- Pitched in Twins spring training for first time in career after being acquired on March 12 in a trade with Texas, in exchange for catcher Mitch Garver.
- Optioned to Triple-A St. Paul on March 23, where he began season.
- Named Twins minor league Pitcher of the Week on July 31, appearing in one game pitching 4.0 shutout innings, with five hits allowed, no walks and four strikeouts vs. Iowa.
- Struck out season-high nine batters in 5.0 innings pitched on September 7 at Toledo.
- Earned first professional save on September 13 vs. Louisville, allowing one run on two hits in 4.0 innings pitched.
- Contract selected by Minnesota on September 18.
- Made major league debut on September 19 at Cleveland, allowing three runs on four hits in 4.0 innings pitched, with two walks and two strikeouts...recorded first career strikeout, fanning José Ramírez...became first player born in the 2000s to make his debut with Twins...debuted at age 22.091, the third-youngest pitcher to debut in baseball in 2022, trailing Los Angeles-AL's Chase Silseth (21.360) and teammate Simeon Woods Richardson (22.005).
- Made second career appearance on September 25 vs. Los Angeles-AL, pitching 4.2-scoreless innings.
- Went 1-4, 5.87 ERA (61.1 IP, 40 ER) in 14 starts for the Saints and 2-0, 4.85 ERA (42.2 IP, 23 ER) in 12 relief appearances.
- Held left-handed batters to a .226 average, compared to .281 vs. righties at St. Paul and Minnesota combined.
- Ranked as Twins 22nd-best prospect in organization by MLB.com after season.

PROFESSIONAL: Signed by Texas as international free agent on July 2, 2017; signed by scout Willy Espinal...acquired by Minnesota via trade along with infielder Isiah Kiner-Falefa on March 12, 2022, in exchange for catcher Mitch Garver.

HENRIQUEZ'S CAREER FIELDING RECORD								
POSITION	PCT	G	PO	A	E	TC	DP	PB
Pitcher	.800	3	3	1	1	5	0	—

CAREER HIGHS

IP: 4.2, 9/25/22 vs. LAA
 SO: 4, 9/25/22 vs. LAA
 Walks: 2, 9/19/22 at CLE
 CG: --
 Low-Hit CG: --
 Win-Streak: --



HENRIQUEZ'S PLAYING RECORD																			
YEAR	CLUB	W-L	ERA	G	GS	CG	SHO	SV	IP	H	R	ER	HR	HB	BB	SO	WP	K/9	BAA
2018	DSL Rangers2	5-0	1.55	11	11	0	0	0	58.0	37	18	10	2	0	8	79	2	12.3	.177
2019	Hickory	6-6	4.50	21	19	0	0	0	82.0	91	50	41	6	3	27	99	4	10.9	.284
2020	DID NOT PITCH - NO SEASON																		
2021	Hickory	1-3	3.75	5	5	0	0	0	24.0	13	11	10	2	2	8	27	1	10.1	.153
	Frisco	4-4	5.04	16	11	0	0	0	69.2	65	42	39	15	2	18	78	0	10.1	.242
2022	St. Paul	3-4	5.66	24	14	0	0	1	95.1	99	60	60	19	5	33	106	5	10.0	.266
	MINNESOTA	0-1	2.31	0	0	0	0	0	11.2	8	4	3	1	1	3	9	0	6.9	.178
Minor League Totals		19-17	4.38	77	60	0	0	1	329.0	305	181	160	44	12	93	389	12	10.6	.243
Major League Totals		0-1	2.31	0	0	0	0	0	11.2	8	4	3	1	1	3	9	0	6.9	.178

HENRIQUEZ'S PROFESSIONAL INJURED LIST HISTORY		
DATES	INJURY	LEVEL
None.....		

HENRIQUEZ'S GAME LOGS																				
DATE	OPP.	W	L	SV	SVO	HLD	ERA	GS	CG	IP	H	R	ER	HR	BB	IBB	HB	SO	AVG	#PIT
9/19	@CLE	0	0	0	0	0	6.75	0	0	4.0	4	3	3	1	2	0	1	2	.235	73
9/25	LAA	0	0	0	0	0	3.12	0	0	4.2	3	0	0	0	1	0	0	4	.206	68
10/1	@DET	0	1	0	0	0	2.31	0	0	3.0	1	1	0	0	0	0	1	3	.178	40
SEPT/OCT TOTALS		0	1	0	0	0	2.31	0	0	11.2	8	4	3	1	3	0	2	9	.178	181



RIGHT-HANDED PITCHER

H/W: 6-2/196 B/T: R/R
 Age: 27
 Born: 11/22/1994 in Phoenix, AZ
 Resides: Tucson, AZ

Acquired: 3rd RD, 2016 MLB Draft
 M.L. Service: 1 year, 91 days
 Contract Status: Signed thru 2022

PERSONAL: James Griffin Jax...Instagram: @young_garth22...is a Captain in the United States Air Force Reserve, after being promoted in June 2021...his wife, Savannah, is an intelligence officer in the Air Force, based out of Moody Air Force Base in Georgia...when he debuted, became the first Air Force graduate to play in the majors...he is already the first Air Force Academy graduate to play above Single-A...nine total players have been drafted out of the Academy (Jax was the sixth)...rated the 95th-best prospect entering the 2016 draft by *Baseball America*...finished his junior season at the U.S. Air Force Academy, going 9-2 with a school record 2.05 ERA (105.1 IP, 24 ER), 20 walks and 90 strikeouts in 15 starts...in 2016, was named the Mountain West Co-Pitcher of the Year and All-Mountain West First-Team after leading the MWC in ERA, innings, complete games (6) and shutouts (2)...in three seasons with the Falcons went 15-20 with a 4.28 ERA (298.2 IP, 142 ER), 76 walks and 205 strikeouts in 46 appearances (44 starts)...is the son of former NFL offensive lineman Garth Jax, who spent 11 years playing between Arizona and Dallas...was originally drafted by the Phillies in the 12th round of the 2013 First-Year Player Draft after being named the 2013 Gatorade Player of the Year in Colorado and a Louisville Slugger High School First-Team All-American...went 7-1, 1.74 ERA with 57 strikeouts and two walks as a senior for Cherry Creek High School in 2013...wore uniform number 83 during rookie year, the first player or coach to do so in club history; changed to 65 prior to 2022 season.

CAREER HIGHLIGHTS: Transitioned from starter to reliever in 2022 season after spending all of professional career as starter...made major league debut on June 8, 2021 vs. New York-AL, pitching 1.0 inning of relief, allowing three runs on three hits with one strikeout...fanned Tyler Wade for first career strikeout...recipient of 2021 Bob Feller Act of Valor Award, which honors major leaguers who embody the spirit of late Hall of Famer Bob Feller, in terms of commitment to country and love for baseball...named Southern League Midseason All-Star in 2019...named best control in Twins minor league system by *Baseball America* following 2019 season...earned first major league win on June 25, 2021 vs. Cleveland...played for Salt River Rafter of the Arizona Fall League in 2018...named Air Force Academy Male Athlete of the Year in 2018.

POSTSEASON CAREER: Has not appeared at major league level.

CAREER HIGHS

IP: 6.0, 3x, last 9/10/21
 SO: 10, 8/10/21 vs. CWS
 Walks: 4, 8/24/21 at BOS
 CG: --
 Low-Hit CG: --
 Win-Streak: 3, 5/7-6/15/22



2022:

- Was in Twins spring training and optioned to Triple-A St. Paul on April 7.
- Began season with Saints and appeared in one game prior to being recalled by Minnesota on April 12 (Jorge Alcalá - IL).
- Pitched exclusively out of the Twins bullpen after beginning major league career in starting role in 2021.
- Earned first career save on April 28 vs. Detroit, pitching 3.0 shutout innings...3.0 innings marked a season-high.
- Became one of club's primary setup men in May and earned first career hold on May 2 at Baltimore.
- Went 1-2, 1.38 ERA (13.0 IP, 2 ER) with one walk, 18 strikeouts and a .098 opponent batting average in 12 June games.
- 19 of final 23 appearances on season were scoreless from August 13-October 3 (1.71 ERA).
- Struck out at least one batter in 51 of 65 outings and multiple batters in 23 outings.
- Allowed just one home run in final 23 appearances from August 13-October 3 (September 7 at New York-AL - Gleyber Torres).
- Twins went 38-27 in games in which he appeared, a .585 winning percentage, second-highest among Twins pitchers (Duran - .719).
- Held left-handed batters to a .189 average, compared to .224 against right-handed hitters.
- Opponents hit .187 (28-for-150) with 56 strikeouts against his slider.
- Posted a breaking pitch average velocity of 86.1 mph, a 3.6 mph increase compared to 2021 (82.5 mph), the fourth-best improvement in baseball.
- Threw fastball at average speed of 95.4 mph, a 2.8 mph increase compared to 2021 (92.6 mph), the highest in baseball, ahead of teammate Jorge López (second place - 2.3 mph increase).
- Ranked in the 86th percentile in baseball in fastball spin rate at 2391...ranked in the 87th percentile in baseball in chase rate at 33.3%.
- Ranked 14th among AL relievers in strikeouts (78).
- Tied for first on Twins staff in holds (18), along with Joao Duran and Caleb Thielbar...ranked second on club in appearances (65)...led all Twins relievers in innings pitched (72.1).

JAX AND THE AIR FORCE ACADEMY: Played baseball full-time while concurrently serving in the Air Force through the Air Force's World Class Athlete Program (WCAP); he was accepted into the program in April 2018 as a Second Lieutenant (the rank all cadets receive after graduating from the Academy)...the WCAP program was established in 1995 in honor of Tuskegee Airman Malvin G. Whitfield, who in 1952 became the first active-duty American serviceman to win an Olympic gold medal, doing so while simultaneously serving as a Korean War tail gunner...the program allows active duty soldiers to train for the Olympics as their full-time job responsibility, while still maintaining active duty status in the military (the Army has a similar program)...members of the program must still complete all mandatory Air Force trainings, continuing education, fitness assessments, etc....Jax became eligible for the program in 2018, because baseball was readmitted to the Olympics for 2020...he was paid by the Air Force while on active duty from 2018-19; he could not have an outside source of income while on active duty; the Twins paid for equipment, travel, etc...thanks to a special deal arranged between MLB and the Air Force...he completed his two-year active duty commitment in 2019 and transferred to the Air Force Reserve in November 2019...Jax was promoted to First Lieutenant in May 2019 and to Captain in June 2021.

PROFESSIONAL: Selected by Twins in third round (93rd overall) of 2016 First-Year Player Draft; signed by scout Ted Williams...originally drafted by Philadelphia in the 12th round of the 2013 First-Year Player Draft.

JAX'S PLAYING RECORD																			
YEAR	CLUB	W-L	ERA	G	GS	CG	SHO	SV	IP	H	R	ER	HR	HB	BB	SO	WP	K/9	BAA
2016	Elizabethton	0-1	4.15	4	0	0	0	0	8.2	15	4	4	2	0	1	8	2	8.3	.385
2017	Elizabethton	0-1	3.86	1	1	0	0	0	4.2	6	5	2	1	0	0	7	0	13.5	.300
	Cedar Rapids	2-1	2.39	4	4	0	0	0	26.1	19	7	7	1	1	7	13	0	4.4	.200
2018	Fort Myers	3-4	3.70	15	14	0	0	0	87.2	93	44	36	3	6	15	66	7	6.8	.274
2019	Pensacola	4-5	2.67	20	20	0	0	0	111.1	98	38	33	5	6	24	84	4	6.8	.235
	Rochester	1-2	4.50	3	3	0	0	0	16.0	19	10	8	2	2	3	10	1	5.6	.292
2020	DID NOT PLAY PROFESSIONALLY																		
2021	St. Paul	4-1	3.76	8	8	0	0	0	40.2	37	17	17	2	0	16	36	0	8.0	.242
	MINNESOTA	4-5	6.37	18	14	0	0	0	82.0	82	62	58	23	5	29	65	6	7.1	.256
2022	St. Paul	1-0	0.00	1	0	0	0	0	2.0	0	0	0	0	0	1	2	0	10.0	.000
	MINNESOTA	7-4	3.36	65	0	0	0	1	72.1	56	29	27	7	3	20	78	2	9.7	.212
Minor League Totals		15-15	3.24	56	50	0	0	0	297.1	287	125	107	16	15	67	226	14	6.8	.253
Major League Totals		11-9	4.96	83	14	0	0	1	154.1	138	91	85	30	8	49	143	8	8.3	.236

JAX'S CAREER FIELDING RECORD							
POSITION	PCT	G	PO	A	E	TC	PB
Pitcher	.700	83	2	5	3	10	—

JAX'S PROFESSIONAL INJURED LIST HISTORY		
DATES	INJURY	LEVEL
None.....		

JAX'S GAME LOGS																			
DATE	OPP.	W	L	SV	SVO	HLD	ERA	GS	CG	IP	H	R	ER	HR	BB	IBB	HB	SO	AVG
4/13	LAD	0	0	0	0	0	9.00	0	0	1.0	1	1	1	1	1	0	0	2	.250
4/18	@BOS	0	0	0	0	0	6.00	0	0	2.0	5	1	1	1	0	0	0	3	.400
4/22	CWS	0	0	0	0	0	3.60	0	0	2.0	0	0	0	0	1	0	0	2	.286
4/26	DET	1	0	0	0	0	3.00	0	0	1.0	0	0	0	0	0	0	0	2	.250

JAX'S GAME LOGS (CONTINUED)

DATE	OPP.	W	L	SV	SVO	HLD	ERA	GS	CG	IP	H	R	ER	HR	BB	IBB	HB	SO	AVG	#PIT
4/28	DET	0	0	1	1	0	2.00	0	0	3.0	2	0	0	0	1	0	1	2	.235	46
APRIL TOTALS		1	0	1	1	0	2.00	0	0	9.0	8	2	2	1	3	0	1	11	.235	154
5/2	@BAL	0	0	0	0	1	1.80	0	0	1.0	0	0	0	0	0	0	0	2	.216	15
5/5	@BAL	0	0	0	0	0	1.54	0	0	1.2	2	0	0	0	0	0	0	2	.233	19
5/7	OAK	1	0	0	0	0	1.35	0	0	1.2	1	0	0	0	0	0	0	2	.224	19
5/13	CLE	1	0	0	0	0	3.45	0	0	2.1	4	4	4	1	3	0	0	1	.254	50
5/16	@OAK	0	0	0	0	1	3.06	0	0	2.0	1	0	0	0	0	0	0	1	.246	25
5/20	@KC	0	0	0	0	1	2.95	0	0	0.2	0	0	0	0	1	0	0	2	.239	18
5/23	DET	0	0	0	0	0	3.54	0	0	2.0	3	2	2	1	0	0	0	1	.250	33
5/25	DET	0	0	0	0	1	3.43	0	0	0.2	0	0	0	0	2	0	0	0	.244	23
5/29	KC	0	0	0	0	0	3.68	0	0	1.0	2	1	1	0	1	0	0	2	.253	20
5/31	@DET	0	0	0	0	0	3.33	0	0	2.1	2	0	0	0	0	0	0	2	.250	33
MAY TOTALS		2	0	0	0	4	4.11	0	0	15.1	15	7	7	2	7	0	0	15	.259	255
6/3	@TOR	0	0	0	0	0	3.20	0	0	1.0	0	0	0	0	0	0	0	1	.242	14
6/5	@TOR	0	0	0	0	1	3.08	0	0	1.0	0	0	0	0	0	0	0	1	.235	9
6/8	NYN	0	0	0	0	1	2.86	0	0	2.0	1	0	0	0	0	0	0	2	.231	27
6/10	TB	0	0	0	0	0	2.76	0	0	1.0	0	0	0	0	0	0	0	3	.224	14
6/13	@SEA	0	0	0	0	1	2.67	0	0	1.0	0	0	0	0	0	0	0	1	.218	12
6/15	@SEA	1	0	0	0	0	2.59	0	0	1.0	0	0	0	0	0	0	0	2	.212	11
6/19	@ARI	0	0	0	0	0	2.78	0	0	1.0	1	1	1	1	0	0	0	1	.214	16
6/21	CLE	0	1	0	0	0	2.70	0	0	1.0	1	1	0	0	1	0	0	2	.215	27
6/22	CLE	0	1	0	1	0	2.88	0	0	1.0	1	1	1	0	0	0	0	0	.220	7
6/25	COL	0	0	0	0	0	2.80	0	0	1.0	0	0	0	0	0	0	0	3	.214	12
6/28	@CLE	0	0	0	0	0	2.72	0	0	1.0	0	0	0	0	0	0	0	1	.208	21
6/29	@CLE	0	0	0	0	0	2.65	0	0	1.0	0	0	0	0	0	0	0	1	.203	16
JUNE TOTALS		1	2	0	1	3	1.38	0	0	13.0	4	3	2	1	1	0	0	18	.098	186
7/4	@CWS	0	0	0	1	0	2.75	0	0	2.0	2	1	1	0	0	0	1	0	.209	26
7/6	@CWS	0	0	0	1	0	2.90	0	0	1.0	3	1	1	0	0	0	0	1	.221	17
7/9	@TEX	0	0	0	0	0	2.85	0	0	0.2	0	0	0	0	1	0	0	1	.218	15
7/10	@TEX	0	0	0	0	1	2.79	0	0	1.0	0	0	0	0	0	0	0	0	.213	11
7/13	MIL	0	0	0	0	0	2.70	0	0	1.1	0	0	0	0	0	0	0	1	.208	16
7/15	CWS	0	0	0	0	0	3.27	0	0	0.2	2	3	3	1	1	0	0	1	.215	20
7/16	CWS	0	0	0	0	1	3.20	0	0	1.0	1	0	0	0	0	0	0	1	.216	18
7/24	@DET	0	0	0	0	0	3.13	0	0	1.0	1	0	0	0	0	0	0	0	.217	13
7/26	@MIL	0	0	0	0	0	3.06	0	0	1.0	0	0	0	0	0	0	0	1	.213	12
7/30	@SD	0	0	0	0	1	3.02	0	0	0.2	0	0	0	0	0	0	0	1	.211	11
JULY TOTALS		0	0	0	2	3	4.35	0	0	10.1	9	5	5	1	2	0	1	7	.237	159
8/1	DET	1	0	0	0	0	2.96	0	0	1.0	1	1	0	0	0	0	0	1	.211	20
8/2	DET	0	1	0	1	0	3.49	0	0	0.1	3	3	3	0	1	0	0	1	.223	24
8/5	TOR	0	0	0	0	1	3.42	0	0	1.0	0	0	0	0	0	0	0	3	.220	11
8/6	TOR	0	0	0	0	1	3.58	0	0	0.1	1	1	1	0	1	0	0	0	.223	11
8/10	@LAD	0	0	0	0	0	4.03	0	0	1.0	2	3	3	1	1	1	0	1	.226	21
8/13	@LAA	0	0	0	0	1	3.98	0	0	0.2	1	0	0	0	0	0	0	2	.228	13
8/15	KC	0	0	0	0	1	3.91	0	0	1.0	0	0	0	0	1	0	0	0	.224	14
8/17	KC	0	0	0	0	0	3.79	0	0	1.2	0	0	0	0	0	0	0	2	.220	12
8/20	TEX	0	0	0	0	0	3.74	0	0	0.2	1	0	0	0	0	0	0	1	.222	11
8/22	TEX	0	0	0	0	0	3.67	0	0	1.0	0	0	0	0	0	0	0	2	.218	14
8/25	@HOU	0	0	0	0	0	3.61	0	0	1.0	0	0	0	0	0	0	0	1	.215	8
8/27	SF	0	0	0	0	0	3.57	0	0	0.2	0	0	0	0	0	0	0	1	.213	8
8/29	BOS	0	0	0	0	1	3.51	0	0	1.0	1	0	0	0	0	0	0	2	.214	17
8/30	BOS	0	0	0	0	1	3.45	0	0	1.0	0	0	0	0	0	0	0	1	.211	8
AUGUST TOTALS		1	1	0	1	6	5.11	0	0	12.1	10	8	7	1	4	1	0	18	.213	192
9/2	@CWS	0	0	0	0	0	3.39	0	0	1.0	1	0	0	0	0	0	0	1	.212	20
9/4	@CWS	0	0	0	0	1	3.34	0	0	1.0	1	0	0	0	0	0	0	0	.213	8
9/7	@NYY	0	0	0	1	0	3.45	0	0	0.2	1	1	1	1	0	0	0	1	.215	12
9/8	@NYY	1	0	0	0	0	3.39	0	0	1.0	0	0	0	0	0	0	0	0	.212	17
9/11	CLE	0	0	0	0	0	3.34	0	0	1.0	0	0	0	0	0	0	0	1	.209	8
9/15	KC	0	0	0	0	1	3.29	0	0	1.0	0	0	0	0	0	0	1	0	.207	18
9/16	@CLE	0	0	0	1	0	3.39	0	0	0.2	2	1	1	0	0	0	0	0	.212	22
9/17	@CLE	0	0	0	0	0	3.34	0	0	1.0	0	0	0	0	2	2	0	1	.209	18
9/20	@KC	0	0	0	0	0	3.33	0	0	0.1	1	0	0	0	0	0	0	0	.211	4
9/24	LAA	1	0	0	0	0	3.28	0	0	1.0	0	0	0	0	1	0	0	1	.208	27
9/27	CWS	0	0	0	0	0	3.25	0	0	0.2	0	0	0	0	0	0	0	2	.206	10
9/29	CWS	0	0	0	0	0	3.33	0	0	1.0	2	1	1	0	0	0	0	0	.211	14
10/2	@DET	0	0	0	0	0	3.28	0	0	1.0	0	0	0	0	0	0	0	2	.208	12
10/3	@CWS	0	1	0	0	0	3.36	0	0	1.0	2	1	1	0	0	0	0	0	.212	21
SEPT/OCT TOTALS		2	1	0	2	2	2.92	0	0	12.1	10	4	4	1	3	2	1	9	.217	211



27 RYAN JEFFERS



CATCHER

H/W: 6-4/237 B/T: R/R
Age: 25
Born: 6/3/1997 in Raleigh, NC
Resides: Wilmington, NC

Acquired: 2nd RD (59th overall), 2018 MLB Draft
M.L. Service: 2 years, 89 days
Contract Status: Signed thru 2022

PERSONAL: Ryan Michael Jeffers...Twitter: @Ryan_Jeffers8...Instagram: @ryan_jeffers27...in 2019 married Lexi; wedding was officiated by his agent, Lee Long...the couple has a daughter, Harper Jean (8/4/22)...has a labradoodle named Yogi, after Hall-of-Fame catcher Yogi Berra...Yogi (the dog) is a big fan of laying in the hammock at the couple's offseason home...three-year letter winner at Sanderson High School in Raleigh, NC...attended University of North Carolina Wilmington from 2016-18, hitting .323 (140-for-434) with 44 doubles, 27 home runs and 96 RBI in 128 career games...First-Team All-CAA in 2017 and 2018...in 2018, led CAA in doubles (22), home runs (16), on-base percentage (.460) and slugging (.635)...named to 2018 NCAA Greenville All-Regional team...majored in physics at UNC Wilmington, with the intention of going into the aerospace or aeronautics industries if he wasn't playing baseball (his mother is an engineer)...participated in 2020 Twins Winter Caravan...made debut wearing uniform number 39, switching to 27 during the 2020-21 offseason.

CAREER HIGHLIGHTS: His 14 home runs in 2021 set a single-season record for most by a Twins rookie catcher...made major league debut August 20, 2020 vs. Milwaukee and recorded RBI single in first plate appearance off Brandon Woodruff...ranked fourth-best prospect and best defensive catcher in Twins system by *Baseball America* in 2020...also ranked Twins sixth-best prospect by MLB.com in 2020...named 2019 Florida State League Midseason All-Star...named catcher on 2019 Twins MiLB.com organization All-Star team...named seventh-best prospect in Twins minor league system by *Baseball America* following 2019 season...named catcher on 2018 Twins MiLB.com organization All-Star team...named to 2018 Appalachian League *Baseball America* Rookie All-Star team.

POSTSEASON CAREER: 2020: Started at catcher for both games of AL Wild Card Series vs. Houston on September 29-30, 2020, going 0-for-5...he became the second rookie catcher to start the Twins' first game of a postseason (George Mitterwald in Game 1 of the 1969 ALCS at Baltimore).

2022:

- Made Twins Opening Day roster for second time in career (also 2021) and was club's catcher on Opening Day, April 8 vs. Seattle, going 1-for-2 with a walk.
- Set season-high with five-game hitting streak from June 15-24...tied season/career-high by hitting in five-straight again from July 6-14.
- Tied career-high with three hits on July 8 at Texas.
- Placed on 10-day Injured List with a right thumb fracture on July 15, an injury he suffered taking a pitch off his hand in warm-ups on July 1...was hitting .316 (18-for-57) with five doubles, three home runs, 10 RBI and a .932 OPS in 17 games from June 15, leading up to the IL placement.
- Played nine games on rehab assignment with Triple-A St. Paul from September 16-26 and was reinstated from Injured List on September 27.
- Hit .230 (23-for-100) with a .699 OPS in 33 home games, compared to .188 (21-for-112) with a .602 OPS in 34 road games.
- Hit .306 (19-for-62) with a .909 OPS against left-handed pitching, compared to .167 (25-for-150) with a .540 OPS vs. right-handed pitching.
- Caught five of 36 baserunners attempting to steal.
- Caught 59 games (56 starts) on season, second-most on the club (Gary Sánchez - 91/80).
- Posted a 3.59 catcher ERA, lowest of his career...also lowest among Twins catchers on season.
- Set career-high in walks (23).

PROFESSIONAL: Selected by Twins in second round (59th overall) in 2018 First-Year Player Draft; signed by scout Matt Williams.

CAREER HIGHS

Hits: 3, 3x, last 4/27/22 vs. DET
RBI: 6, 7/28/21 vs. DET
HR: 2, 7/28/21 vs. DET
GS: 7/28/21 vs. DET
SB: - -

Hit-Streak: 5, 2x, last 7/6-14/22

WALK-OFF HITS/PA

None

MULTI-HR GAMES

7/28/21 vs. DET



JEFFERS' PLAYING RECORD																			
YEAR	CLUB	AVG	G	AB	R	H	2B	3B	HR	RBI	SH	SF	HBP	BB	SO	SB	CS	OBP	OPS
2018	Elizabethton	.422	28	102	29	43	7	0	3	16	0	0	7	20	16	0	1	.543	1.121
	Cedar Rapids	.288	36	139	19	40	10	0	4	17	0	0	2	14	30	0	0	.361	.807
2019	Fort Myers	.256	79	281	35	72	11	0	10	40	0	2	4	28	64	0	0	.330	.732
	Pensacola	.287	24	87	13	25	5	0	4	9	0	0	3	9	19	0	0	.374	.856
2020	MINNESOTA	.273	26	55	5	15	0	0	3	7	0	0	2	5	19	0	0	.355	.791
2021	St. Paul	.217	24	83	13	18	4	0	5	16	0	3	1	16	26	0	0	.340	.786
	MINNESOTA	.199	85	267	28	53	10	1	14	35	0	0	4	22	108	0	1	.270	.670
2022	St. Paul	.229	9	35	5	8	1	0	3	7	0	0	0	4	4	1	0	.308	.822
	MINNESOTA	.208	67	212	25	44	10	1	7	27	1	0	0	23	62	0	0	.285	.648
Minor League Totals		.283	200	727	114	206	38	0	29	105	0	5	17	91	159	1	1	.374	.829
Major League Totals		.210	178	534	58	112	20	2	24	69	1	0	6	50	189	0	1	.285	.674

JEFFERS' WILD CARD RECORD																			
YEAR	OPPONENT	AVG	G	AB	R	H	2B	3B	HR	RBI	SH	SF	HBP	BB	SO	SB	CS	OBP	OPS
2020	Houston	.000	2	5	0	0	0	0	0	0	0	0	0	0	2	0	0	.000	.000

JEFFERS' CAREER FIELDING RECORD									
POSITION	PCT	G	PO	A	E	TC	DP	PB	
Catcher	.995	168	1284	48	7	1339	5	—	

JEFFERS' PROFESSIONAL INJURED LIST HISTORY		
DATES	INJURY	LEVEL
July 15-September 27, 2022.....	Right Thumb Fracture	Minnesota



26 MAX KEPLER



OUTFIELDER

H/W: 6-4/224 B/T: L/L
Age: 29
Born: 2/10/1993 in Berlin, Germany
Resides: Naples, FL

Acquired: Signed as undrafted free agent, 7/11/09
M.L. Service: 6 years, 152 days
Contract Status: Signed thru 2023 (1 year club option)

PERSONAL: Maximilian Kepler-Rózycki...Instagram: @kepleroni...has French bulldog named Remi...attended John F. Kennedy School, an American school in Berlin, and the St. Emmeram Academy in Regensburg in 2008, where he trained in baseball...attended Fort Myers South (FL) High School in time for his junior year of high school...his parents Marek Rózycki and Kathy Kepler were both professional ballet dancers in Berlin...grew up playing baseball, soccer, tennis, swimming and skiing; was given a tennis scholarship to the Steffi Graf Tennis Foundation in Berlin...played baseball for Buchbinder Legionäre Regensburg of Bundesliga, the highest baseball league in Germany...is a fan of Bundesliga club Hertha Berlin, a soccer team in Germany...went on 2019-20 off-season winter tour through Munich, Regensburg, Berlin and Frankfurt promoting baseball...the trip was broadcast on an FS North special show titled "The Pursuit: From Berlin to the Bigs ft. Max Kepler"...his 2021 Porsche Cayenne Turbo S E-Hybrid was featured on Alex Kirilloff's Instagram account @automobileathlete in March 2022.

CAREER HIGHLIGHTS: Leads Twins players in games since 2017 (721)...hit two home runs on Opening Day 2020 and became the eighth player in baseball history with at least two home runs on Opening Day while batting first, second in club history (also Jacques Jones in 2002)...according to the *Elias Sports Bureau*, he was the third player in the last 20 years to homer on the first pitch of the season (Cubs' Ian Happ - 2018 & Mets' Kaz Matsui - 2004)...was the fifth player in franchise history with a multi-homer game on Opening Day, joining Jacques Jones (2002), Gary Gaetti (1982), Brant Aleya (1970) and Karl Olson (1956)...hit 100th career home run September 20, 2020 at Chicago-NL, becoming third European-born player in major league history to reach 100 career homers, alongside Bobby Thomson (264, born in Scotland) and Didi Gregorius (119, born in the Netherlands)...named AL Player of the Week in May 2019 (second of career)...hit three home runs June 6, 2019 at Cleveland (all off Trevor Bauer), joining Ted Williams as the only players in baseball history to hit three home runs multiple times in Cleveland...hit five home runs in five consecutive at-bats (one walk in between) off Cleveland's Trevor Bauer (3 on June 6 and 2 on July 13, both at Cleveland)...became the first player in baseball history to homer in five-straight at-bats off one pitcher in a single-season...owns the single-season record for most HR (36 in 2019) by a European-born player, surpassing Bobby Thomson (Scotland), who hit 32 for the 1951 New York Giants...named 2018 Jim Kaat Award winner for Twins Best Defensive Player...won 2016 Bill Boni Award for Twins Rookie of the Year...hit three home runs August 1, 2016 at Cleveland, becoming fifth player (12 now) in club history with a three-homer game, joining Bob Allison, Harmon Killebrew, Tony Oliva and Justin Morneau (Brian Dozier became sixth later in season, Byron Buxton and Eddie Rosario in 2017, Rosario again in '18, Kepler again in '19 and Nelson Cruz twice in '19)...named co-AL Player of the Week with teammate Joe Mauer August 8, 2016...ranked third-best prospect in Twins system entering 2016, as well as best strike-zone discipline by *Baseball America*...earned Southern League Most Valuable Player Award in 2015...was 2015 recipient of Sherry Robertson Award for Twins minor league Player of the Year...selected to World Team for SiriusXM Futures Game in 2015...named Southern League Mid- and Postseason All-Star in 2015...named 12th-best prospect in Twins system by *Baseball America* entering 2015...ranked eighth-best prospect in Twins organization by *Baseball America* entering 2013 season...is one of 32 German-born players to play Major League Baseball.

POSTSEASON CAREER: Has appeared in six career Postseason games, with one hit (double) and seven walks...**2020:** Started both games of the AL Wild Card Series vs. Houston, going 0-for-5 with three walks...**2019:** played all three games in 2019 ALDS vs. New York-AL, going 0-for-10 with three walks and three strikeouts...**2017:** started in rightfield while batting sixth in AL Wild Card Game October 3 at New York-AL, going 1-for-3 with a walk and a double.

2022:

- Was club's Opening Day rightfielder for sixth-consecutive season, batting ninth on April 8 vs. Seattle...tied Tom Brunansky (1983-88) and Matt Lawton (1996-2001) for second-most consecutive Opening Day starts in rightfield; the record is held by Tony Oliva (8 straight from 1964-71).
- Recorded 12th career multi-homer game on April 27 vs. Detroit.
- Hit third career grand slam on May 23 vs. Detroit, off Elvin Rodriguez...it was also the 1,000th home run by a Twins player in Target Field history.
- Hit a ground out on May 24 vs. Detroit, a ball that was measured at 113.8 mph exit velocity...that figure ranked in the 93rd percentile in baseball - 35th hardest hit ball in baseball on season.
- Placed on Restricted List from June 3-6, while the team traveled to Toronto.
- Placed on 10-day Injured List on July 30 with a right fifth toe fracture; reinstated on August 6.

CAREER HIGHS

Hits: 4, 4x, last 6/16/19 vs. KC
RBI: 7, 7/2/16 vs. TEX
HR: 3, 2x, last 6/6/19 at CLE
GS: 3, 5/23/22 vs. DET
SB: 2, 8/18/20 vs. MIL
Hit-Streak: 10, 2x, last 5/16-28/19

WALK-OFF HITS/PA

6/12/16 vs. BOS (HR)
7/16/16 vs. CLE (FC)
8/31/17 vs. CWS (HBP)
4/11/18 vs. HOU (HR)
6/18/19 vs. BOS (1B)
7/21/19 vs. OAK (1B)
9/22/20 vs. DET (1B)
4/14/21 vs. BOS (1B)
7/26/21 vs. DET (1B)

MULTI-HR GAMES

7/2/16 vs. TEX
8/1/16 at CLE (3)
8/8/17 vs. MIL
4/11/18 vs. HOU
4/27/19 vs. BAL
6/6/19 at CLE (3)
6/29/19 at CWS
7/13/19 at CLE
7/24/20 at CWS
7/5/21 vs. CWS
9/22/21 at CHC
4/27/22 vs. DET



- ☛ Reached safely five times on August 27 vs. San Francisco, going 2-for-2 with three walks...five times reaching tied a career-high, done three times previously.
- ☛ Recorded 400th career RBI on August 28 vs. San Francisco.
- ☛ Placed on 10-day Injured List on September 17 with a sprained right wrist and did not return...went 18-for-his-final-101.
- ☛ Hit .243 (25-for-103) with one home run against left-handed pitching, compared to .221 (63-for-285) with eight home runs against right-handed pitching.
- ☛ Played 110 games (103) starts in rightfield, fourth-most in the AL and ninth-most in baseball.
- ☛ Ranked in 97th percentile in baseball in outs above average at 11, ranking seventh in the AL and 17th in baseball.
- ☛ Led team in defensive runs saved with nine, ranking ninth in baseball (per FanGraphs).
- ☛ Ranked fourth on team in walks (49)...ranked in the 84th percentile in baseball in walk percentage at 11.0%.

PROFESSIONAL: Signed by Twins as undrafted free agent July 11, 2009; signed by Mike Radcliff.


KEPLER'S PLAYING RECORD																			
YEAR	CLUB	AVG	G	AB	R	H	2B	3B	HR	RBI	SH	SF	HBP	BB	SO	SB	CS	OBP	OPS
2010	GCL Twins	.286	37	140	15	40	6	1	0	11	0	0	0	13	27	6	1	.346	.689
2011	Elizabethhton	.262	50	191	29	50	11	3	1	24	2	2	3	23	54	1	1	.347	.713
2012	Elizabethhton	.297	59	232	40	69	16	5	10	49	0	2	8	27	33	7	0	.387	.926
2013	Cedar Rapids	.237	61	236	35	56	11	3	9	40	0	1	2	24	43	2	0	.312	.736
2014	Fort Myers	.264	102	364	53	96	20	6	5	59	2	2	5	34	62	6	2	.333	.726
2015	Fort Myers	.250	6	24	4	6	2	0	0	0	0	0	0	2	5	1	0	.308	.641
	Chattanooga	.322	112	407	76	131	32	13	9	71	1	5	2	67	63	18	4	.416	.947
	MINNESOTA	.143	3	7	0	1	0	0	0	0	0	0	0	0	3	0	0	.143	.286
2016	Rochester	.282	30	110	16	31	4	6	1	19	0	2	0	16	14	1	1	.367	.822
	MINNESOTA	.235	113	396	52	93	20	2	17	63	1	5	3	42	93	6	2	.309	.733
2017	MINNESOTA	.243	147	511	67	124	32	2	19	69	1	3	6	47	114	6	1	.312	.737
2018	MINNESOTA	.224	156	532	80	119	30	4	20	58	0	3	5	71	96	4	5	.319	.727
2019	MINNESOTA	.252	134	524	98	132	32	0	36	90	0	4	8	60	99	1	5	.336	.855
2020	MINNESOTA	.228	48	171	27	39	9	0	9	23	0	1	2	22	36	3	0	.321	.760
2021	St. Paul	.091	3	11	0	1	0	0	0	0	0	0	0	0	1	0	0	.091	.182
	MINNESOTA	.211	121	426	61	90	21	4	19	54	0	4	6	54	96	10	0	.306	.719
2022	MINNESOTA	.227	115	388	54	88	18	1	9	43	0	4	5	49	66	3	2	.318	.666
Minor League Totals		.280	460	1715	268	480	102	37	35	273	5	14	20	206	302	42	9	.361	.805
Major League Totals		.232	837	2955	439	686	162	13	129	400	2	24	35	345	603	33	15	.317	.744

KEPLER'S WILD CARD RECORD																			
YEAR	OPPONENT	AVG	G	AB	R	H	2B	3B	HR	RBI	SH	SF	HBP	BB	SO	SB	CS	OBP	OPS
2017	New York-AL	.333	1	3	0	1	1	0	0	0	0	0	0	1	0	0	0	.500	1.167
2020	Houston	.000	2	5	1	0	0	0	0	0	0	0	0	3	1	0	0	.375	.375
Wild Card Totals		.125	3	8	1	1	1	0	0	0	0	0	0	4	1	0	0	.417	.667

KEPLER'S DIVISION SERIES RECORD																			
YEAR	OPPONENT	AVG	G	AB	R	H	2B	3B	HR	RBI	SH	SF	HBP	BB	SO	SB	CS	OBP	OPS
2019	New York-AL	.000	3	10	0	0	0	0	0	0	0	0	0	3	3	0	0	.231	.231

KEPLER'S CAREER FIELDING RECORD									
POSITION	PCT	G	PO	A	E	TC	DP	PB	
Outfield	.992	807	1635	39	13	1687	13	—	
First Base	1.000	3	5	0	0	5	0	—	
Totals	.989	810	1640	39	13	1692	13	—	

KEPLER'S PROFESSIONAL INJURED LIST HISTORY		
DATES	INJURY	LEVEL
September 17-end of 2022 season	Sprained Right Wrist	Minnesota
July 30-August 6, 2022	Right Fifth Toe Fracture	Minnesota
May 30-June 18, 2021	Left Hamstring Strain	Minnesota
April 20-29, 2021	COVID IL	Minnesota
September 4-13, 2020	Left Adductor Strain	Minnesota
May 23-30, 2016	Left Groin Strain	Triple-A Rochester
July 9-16, 2015	Left Shoulder Inflammation	Double-A Chattanooga
July 21-29, 2014	Right Thumb Contusion	High-A Fort Myers
June 4-19, 2014	Left Forearm Strain	High-A Fort Myers



19 ALEX KIRILLOFF



OUTFIELDER/FIRST BASEMAN

H/W: 6-2/211 B/T: L/L
Age: 25
Born: 11/9/1997 in Pittsburgh, PA
Resides: Fort Myers, FL

Acquired: 1st RD (15th overall), 2016 MLB Draft
MLB Service: 1 year, 141 days
Contract Status: Signed thru 2022

PERSONAL: Alexander David Kirilloff (KEE-rill-off)...Twitter: @AKirilloff19...Instagram: @akirilloff19...wife, Jordan, married in 2016 offseason...the couple has two daughters, Penelope (born February 2020) and Priscilla (born November 2021)...2016 graduate of Plum High School in Pittsburgh, PA...rated as the 15th-best prospect in the 2016 draft by *Baseball America*...hit .544 with a .645 on-base percentage, 1,000 slugging percentage, three home runs and 23 RBI as a high school senior...had 17 extra-base hits, walked 17 times and struck out once...named a 2016 Rawlings Perfect Game First-Team All-American and Atlantic All-Region First-Team selection...primarily played first base, and also pitched, throughout high school...won the 2015 Perfect Game All-American Classic Home Run Challenge, hitting 34 home runs at Fowler Park at the University of San Diego and PETCO Park...participated in 2019 Twins Winter Caravan, traveling to Cedar Rapids, IA...made debut wearing uniform number 76 but changed to 19 over the 2020-21 offseason...really likes cars and started an Instagram account called @automobileathlete in January 2022, in which he features luxury cars and other athlete's vehicles; his first feature, posted on February 3, 2022 was on Twins prospect Blayne Enlow's Maserati...favorite TV show is Burn Notice.

CAREER HIGHLIGHTS: Made major league debut in Game 2 of AL Wild Card on September 30, 2020 vs. Houston, batting sixth and starting in rightfield...went 1-for-4, singling in second at-bat off José Urquidy...became first player in baseball history to record a Postseason hit before a regular season hit...became third player in baseball history to make major league debut in Postseason game, joining Kansas City's Adalberto Mondesi (2015 World Series) and Oakland's Mark Kiger (2006 American League Championship Series) — first player to ever start...in 2020, ranked number one prospect and best hitter for average in Twins system by *Baseball America* (27th overall prospect in baseball)...also in 2020, ranked Twins second-best prospect by MLB.com (27th in baseball)...in 2019, ranked ninth-best prospect in baseball by MLB.com, 15th best by *Baseball America* and 39th best by *Baseball Prospectus*...ranked second-best prospect and best hitter for average in Twins minor league system by *Baseball America* entering 2020...named 2018 Midwest League Midseason All-Star...named to 2018 SiriusXM Futures Game and started for Team USA at Nationals Park...given 2018 Sherry Robertson Award as Twins minor league Player of the Year...ranked second-best prospect in Twins system by *Baseball America* entering 2019...ranked third-best prospect in the Twins system by *Baseball America* entering 2018...named 2016 Appalachian League Player of the Year and Postseason All-Star...named third-best prospect in Twins organization by *Baseball America* following 2016.

POSTSEASON CAREER: 2020: Made major league debut in Game 2 of AL Wild Card Series on September 30 vs. Houston, batting sixth and starting in rightfield...went 1-for-4, singling in second at-bat off José Urquidy...became first player in baseball history to record a Postseason hit before a regular season hit...is third player in baseball history to make major league debut in Postseason game, joining Kansas City's Adalberto Mondesi (2015 World Series) and Oakland's Mark Kiger (2006 American League Championship Series); first player to ever start.

2022:

- Made Twins Opening Day roster, the first of career and was the Opening Day leftfielder on April 8 vs. Seattle, batting sixth, going 0-for-4.
- Played in five games for the Twins and went 1-for-17 before being placed on the 10-day Injured List on April 13 with right wrist inflammation.
- Played seven games with Triple-A St. Paul on rehab assignment...was returned from rehab assignment and reinstated from IL on May 6.
- Played in five more games with the Twins from May 8-12 and was optioned to Triple-A St. Paul on May 14.
- Named Twins minor league Player of the Week twice on the season while with the Saints: May 22 (.458, 1 double, 1 home run, 4 RBI, 1.144 OPS) and June 19 (.474, 1 double, 4 home runs, 9 RBI, 1.723 OPS).
- Named International League Player of the Week with the Saints on June 6, hitting .471 (8-for-17), with three doubles, four home runs, eight RBI, eight runs scored, four walks, a .571 on base percentage, 1.353 slugging percentage, and a 1.924 OPS.
- Played in 28 games for the Saints from May 15-June 16, hitting .385 (42-for-109) with seven doubles, 10 home runs, 31 RBI, a .477 on-base percentage, a .725 slugging percentage and a 1.201 OPS.
- Recalled by Minnesota on June 17.
- Recorded second career multi-homer game on July 5 at Chicago-AL.
- Tied career-high with nine-game hitting streak from July 10-24, hitting .344 (11-for-32) with a .792 OPS during the streak.
- Placed on 10-day Injured List on August 2 with right wrist inflammation...transferred to 60-day IL on August 23...underwent season-ending surgery on right wrist on August 9.

CAREER HIGHS

Hits: 3, 4x, last 7/5/22 at CWS
RBI: 4, 2x, last 5/2/21 vs. KC
HR: 2, 2x, last 7/5/22 at CWS
GS: - -
SB: 1, 6/21/21 vs. CIN
Hit-Streak: 9, 2x, last 7/10-24/22

WALK-OFF HITS/PA

None

MULTI-HR GAMES

4/30/21 vs. KC
7/5/22 at CWS



- Hit .267 (32-for-120) with a .680 OPS against right-handed pitching with Minnesota, compared to .167 (4-for-24) with a .500 OPS vs. left-handed pitching.
- Played 21 games (19 starts) in leftfield, 18 games (14 starts) at first base and eight games (3 starts) in rightfield.
- Combined to hit .302 (83-for-275) with 14 doubles, 13 home runs, 53 RBI, 47 runs scored, 27 walks, a .378 on-base percentage, a .495 slugging percentage and an .873 OPS in 80 games between St. Paul and Minnesota.

PROFESSIONAL: Entered the 2020 season as the 32nd-best prospect in baseball according to MLB.com...selected by Minnesota in first round (15th overall) of 2016 First-Year Player Draft; signed by scout Jay Weitzel.

KIRILLOFF'S PLAYING RECORD																			
YEAR	CLUB	AVG	G	AB	R	H	2B	3B	HR	RBI	SH	SF	HBP	BB	SO	SB	CS	OBP	OPS
2016	Elizabethton	.306	55	216	33	66	9	1	7	33	0	3	2	11	32	0	1	.341	.795
2017	DID NOT PLAY - INJURED																		
2018	Cedar Rapids	.333	65	252	36	84	20	5	13	56	0	3	2	24	47	1	1	.391	.999
	Fort Myers	.362	65	260	39	94	24	2	7	45	0	4	2	14	39	3	2	.393	.943
2019	Pensacola	.283	94	375	47	106	18	2	9	43	0	1	6	29	76	7	6	.343	.756
2020	SPENT SEASON AT ALTERNATE TRAINING SITE IN ST. PAUL, MN																		
2021	St. Paul	.500	2	6	2	3	0	0	2	3	0	0	0	0	2	0	0	.500	2.000
	MINNESOTA	.251	59	215	23	54	11	1	8	34	0	1	1	14	52	1	1	.299	.722
2022	St. Paul	.359	35	131	33	47	7	0	10	32	0	0	4	22	26	1	0	.465	1.106
	MINNESOTA	.250	45	144	14	36	7	0	3	21	0	2	4	5	36	0	0	.290	.651
Minor League Totals		.323	316	1240	190	400	78	10	48	212	0	11	16	100	222	12	10	.378	.895
Major League Totals		.251	104	359	37	90	18	1	11	55	0	3	5	19	88	1	1	.398	.694

KIRILLOFF'S WILD CARD RECORD																			
YEAR	OPPONENT	AVG	G	AB	R	H	2B	3B	HR	RBI	SH	SF	HBP	BB	SO	SB	CS	OBP	OPS
2020	Houston	.250	1	4	0	1	0	0	0	0	0	0	0	0	0	0	0	.250	.500

KIRILLOFF'S CAREER FIELDING RECORD									
POSITION	PCT	G	PO	A	E	TC	DP	PB	
Outfield	.980	65	94	3	2	99	1	—	
First Base	1.000	47	284	20	0	304	21	—	
Totals	.995	112	372	23	2	403	22	—	

KIRILLOFF'S PROFESSIONAL INJURED LIST HISTORY		
DATES	INJURY	LEVEL
August 2-end of 2022 season	Right Wrist Inflammation/Surgery	Minnesota
April 13-May 6, 2022	Right Wrist Inflammation	Minnesota
July 21-end of 2021 season	Right Wrist Ligament Tear/Surgery	Minnesota
May 5-21, 2021	Right Wrist Sprain	Minnesota
June 3-20, 2019	Right Wrist Sprain	Double-A Pensacola
April 4-May 2, 2019	Right Wrist Sprain	Double-A Pensacola
June 22-end of 2017 season	Left Elbow - Tommy John Surgery	Rookie-Elizabethton
September 4-13, 2016	Left Elbow Inflammation	Rookie-Elizabethton



13 TREVOR LARNACH



OUTFIELDER

H/W: 6-4/220 B/T: L/R
Age: 25
Born: 2/26/1997 in Walnut Creek, CA
Resides: Corvallis, OR

Acquired: 1st RD (20th overall), 2018 MLB Draft
M.L. Service: 1 year, 101 days
Contract Status: Signed thru 2022

PERSONAL: Trevor John Ikaikaloa Larnach (pronounced LAR-nick)...graduated from College Park High School in Pleasant Hill, CA...rated as the 328th-best high school prospect by Perfect Game...three-year letter winner at College Park while also lettering in two seasons as a forward for the basketball team... First-Team All-League and Second Team All-State as a senior, First-Team All-State as a junior...played three seasons at Oregon State University (see below) where he majored in sociology...participated in 2020 Twins Winter Caravan and 2020 TwinsFest...debuted wearing uniform number 24 in 2021 but switched to 13 prior to 2022 when the Twins acquired Gary Sánchez.

CAREER HIGHLIGHTS: Major league debut on May 8, 2021 at Detroit...first major league hit on May 12, 2021 at Chicago-AL...first major league home run on May 20, 2021 at Los Angeles-AL, off José Suarez...entered 2020 ranked third-best prospect in Twins system by *Baseball America* (40th overall prospect in baseball)...also ranked Twins third-best prospect by MLB.com (77th in baseball)...in 2019 ranked the fifth-best prospect in the Twins system in 2019 by *Baseball America*...named to both Florida State League Mid- and Postseason All-Star teams in 2019...named outfielder on MiLB.com's 2019 Twins organization All-Star team...named High Class-A All-Star by *Baseball America* after 2019 season with Fort Myers...named 2019 Florida State League Most Valuable Player, the first Twins minor leaguer ever to win the award...named 2019 Sherry Robertson Award winner as Twins minor league Player of the Year...named third-best prospect in Twins minor league system by *Baseball America* following 2019 season.

POSTSEASON CAREER: Has never appeared at major league level.

2022:

- Was in Twins spring training, the third of career and optioned to Triple-A St. Paul on March 30.
- Played in five games for the Saints before being recalled by Minnesota on April 13.
- Tied career-high with three hits on April 16 at Boston...recorded three hits again on May 29 vs. Kansas City.
- Placed on 10-day Injured List on May 8 with a right groin strain...played in two games with St. Paul on rehab assignment was reinstated on May 22.
- Homered in back-to-back games for first time in career May 28-29 vs. Kansas City.
- Hit .333 (16-for-48) with six doubles, three home runs, nine RBI, nine walks, a .431 on-base percentage, a .646 slugging percentage and a 1.077 OPS in 16 May games.
- Placed on 10-day Injured List on June 25 with a core muscle strain...was close to returning but suffered a setback with his wrist and did not return.
- Ranked third on team in defensive runs saved with six, trailing Max Kepler (9) and Byron Buxton (8).

PROFESSIONAL: Rated as the 81st-best prospect entering the 2020 season by MLB.com...selected by Minnesota in first round (20th overall) in 2018 First-Year Player Draft out of Oregon State University; signed by scout Kyle Blackwell...marked the seventh time in Twins history to select 20th overall (Chris Parmelee - 2006, Trevor Plouffe - 2004, Denard Span - 2002, Torii Hunter - 1993, Johnny Ard - 1988 & Bob Jones - 1966)...originally selected by San Diego in 40th round of 2015 First-Year Player Draft.

CAREER HIGHS

Hits: 3, 4x, last 5/29/22 vs. KC
RBI: 2, 7x, last 5/31/22 at DET
HR: 1, 12x, last 6/8/22 vs. NYY
GS: - -
SB: 1, 7/5/21 vs. CWS
Hit-Strike: 5, 2x, last 7/1-5/21

WALK-OFF HITS/PA

None

MULTI-HR GAMES

None



LARNACH'S PLAYING RECORD

YEAR	CLUB	AVG	G	AB	R	H	2B	3B	HR	RBI	SH	SF	HB	BB	SO	SB	CS	OBP	OPS
2018	Elizabethton	.311	18	61	10	19	5	0	2	16	0	2	2	10	11	2	0	.413	.905
	Cedar Rapids	.297	24	91	17	27	8	1	3	10	0	0	0	11	17	1	0	.373	.878
2019	Fort Myers	.316	84	320	33	101	26	1	6	44	0	4	2	35	74	4	1	.382	.842
	Pensacola	.295	43	156	26	46	4	0	7	22	0	1	2	22	50	0	0	.387	.842
2020	SPENT SEASON AT ALTERNATE TRAINING SITE IN ST. PAUL, MN																		
2021	St. Paul	.176	14	51	13	9	1	0	3	7	0	0	5	6	21	0	0	.323	.695
	MINNESOTA	.223	79	260	29	58	12	0	7	28	0	2	8	31	104	1	0	.322	.672
2022	Wichita	.125	2	8	1	1	0	0	1	3	0	0	0	1	3	0	0	.222	.722
	St. Paul	.222	10	36	1	8	0	0	0	2	0	1	0	4	11	0	0	.293	.515
	MINNESOTA	.231	51	160	22	37	13	0	5	18	0	2	0	18	57	0	0	.306	.712
Minor League Totals		.292	195	723	101	211	44	2	22	104	0	8	11	89	187	7	1	.374	.824
Major League Totals		.226	130	420	51	95	25	0	12	46	0	4	8	49	161	1	0	.316	.687

LARNACH'S CAREER FIELDING RECORD

POSITION	PCT	G	PO	A	E	TC	DP	PB
Outfield	.987	120	217	8	3	228	1	—

LARNACH'S PROFESSIONAL INJURED LIST HISTORY

DATES	INJURY	LEVEL
June 25-end of 2022 season	Core Muscle Strain	Minnesota
May 8-22, 2022	Right Groin Strain	Minnesota
September 3-end of 2021 season	Left Hand Contusion	Triple-A St. Paul




39

SANDY LEÓN

CATCHER

H/W: 5-10/235 B/T: S/R
 Age: 33
 Born: 3/13/1989 in Maracaibo, VZ
 Resides: Lake Worth, FL

Acquired: Trade with CLE. 8/2/22
 M.L. Service: 8 years, 43 days
 Contract Status: Signed thru 2022

PERSONAL: Sandy David (Balan) León...wife, Liliana...two children: Noah, Nahomy...active in the community during his time with the Red Sox...in December 2018, bought and delivered Christmas presents to children in his hometown of El Mojan, Maracaibo, VZ, as well as in his wife's hometown of Barranquilla, Colombia...in July 2018, provided a catching lesson to a fan as part of a Picnic in the Park auction experience...active with the Red Sox Novatos program, which donates tickets to children and allows them to meet with Spanish-speaking players at Fenway Park...originally signed with the Nationals in January 2007 after participating in a private workout in his native Venezuela in front of General Manager Mike Rizzo.

CAREER HIGHLIGHTS: Twins are sixth organization (Washington - 2008-14, Boston - 2015-19, Cleveland - 2020 & 2022, Miami - 2021 and Cincinnati - 2022)...2018 World Champion with Boston...MiLB.com organizational All-Star in 2012 with Washington...2011 Postseason All-Star with Low-A Potomac...2010 Midseason All-Star with High-A Hagerstown.

2022:

- Signed minor league contract with Cleveland...released at end of spring training and signed minor league deal with Cincinnati, beginning season with Triple-A Louisville.
- Played 26 games for the Bats, hitting .222 (16-for-72) with 10 walks, a .627 OPS.
- Traded to Cleveland for cash considerations on June 28 and reported to Triple-A Columbus.
- Played in eight games for the Guardians from June 28-July 6 and was designated for release or assignment on July 8...cleared waivers and accepted assignment to Columbus, where he played four games for the Clippers.
- Designated for release or assignment by Guardians on July 8 and was traded to Minnesota in exchange for right-handed pitcher Ian Hamilton on August 2.
- Made Twins debut on August 3 vs. Detroit, going 2-for-3 with a double and two RBI.
- Played 25 games for the Twins, splitting catching duties with Gary Sánchez down the stretch.
- Placed on 10-day Injured List on September 27 and underwent right knee meniscus surgery, ending his season.
- Played in 63 games on the season between Louisville, Columbus, Cleveland and Minnesota, hitting .200 (31-for-155) with six doubles, two home runs, 15 RBI, 27 walks, a .321 on-base percentage and a .598 OPS.

PROFESSIONAL: Signed by Washington as amateur free agent on January 21, 2007...contract purchased by Boston from Washington on March 30, 2012...traded by Boston to Cleveland for Adenys Bautista on December 2, 2019...granted free agency on October 28, 2020...signed as free agent with Miami on January 3, 2021...granted free agency on November 3, 2021...signed as free agent with Cleveland on November 22, 2021...traded to Cleveland for cash considerations on June 28, 2022...acquired via trade with Minnesota on August 2, 2022 with Cleveland, in exchange for right-handed pitcher Ian Hamilton.

CAREER HIGHS

Hits: 4, 2x, last 7/4/16 vs. TEX
 RBI: 4, 4x, last 6/23/17 vs. LAA
 HR: 2, 5/7/17 at MIN
 GS: - -
 SB: 1, 4/29/18 vs. TB
 Hit-Strike: 5, 8x, last 7/23-8/6/21
 WALK-OFF HITS/PA
 4/5/17 vs. PIT (HR)
 MULTI-HR GAMES
 2, 5/7/17 at MIN



LEON'S PLAYING RECORD																			
YEAR	CLUB	AVG	G	AB	R	H	2B	3B	HR	RBI	SH	SF	HBP	BB	SO	SB	CS	OBP	OPS
2007	GCL Nationals	.202	31	94	10	19	0	0	0	11	4	0	0	17	15	0	0	.324	.526
2008	GCL Nationals	.189	26	74	12	14	1	1	0	11	1	0	2	9	18	1	2	.294	.524
2009	Hagerstown	.218	23	78	7	17	3	0	0	6	0	0	0	5	21	0	0	.265	.522
	Vermont	.247	50	166	16	41	10	1	2	18	1	2	2	24	29	1	1	.345	.701
2010	Hagerstown	.249	98	325	48	81	10	6	2	36	5	5	0	50	79	3	5	.345	.680
2011	Potomac	.251	109	370	36	93	21	1	6	43	9	3	1	33	69	1	3	.312	.674
2012	Syracuse	.346	19	52	8	18	5	0	2	4	0	0	0	12	12	0	0	.469	1.027
	Harrisburg	.311	40	135	15	42	12	0	1	19	1	2	2	9	16	1	0	.358	.780
	Auburn	.333	5	15	3	5	2	0	0	3	0	0	0	3	2	0	0	.444	.911
	WASHINGTON	.267	12	30	2	8	2	0	0	2	0	0	2	4	11	0	0	.389	.722
2013	Harrisburg	.177	95	310	35	55	12	1	3	26	0	1	3	47	57	0	0	.291	.543
	Auburn	.077	3	13	0	1	0	0	0	0	0	0	0	0	3	0	0	.077	.154
	WASHINGTON	.000	2	1	0	0	0	0	0	0	0	0	0	0	1	0	0	.000	.000
2014	Syracuse	.229	51	170	26	39	9	0	5	25	0	0	0	23	36	1	0	.321	.692
	WASHINGTON	.156	20	64	7	10	1	0	1	3	0	0	0	6	20	0	0	.229	.447
2015	Pawtucket	.263	26	99	8	26	4	0	1	13	0	0	2	10	23	0	1	.342	.676
	BOSTON	.184	41	114	8	21	2	0	0	3	6	0	1	7	28	0	1	.238	.440
2016	Pawtucket	.244	36	115	12	28	3	1	2	13	0	2	2	11	24	0	0	.315	.655
	BOSTON	.310	78	252	36	78	17	2	7	35	4	2	2	23	66	0	0	.369	.845
2017	BOSTON	.225	85	271	32	61	14	0	7	39	1	3	1	25	74	0	0	.290	.644
2018	BOSTON	.177	89	265	30	47	12	0	5	22	3	1	4	15	75	1	0	.232	.511
2019	Pawtucket	.120	7	25	2	3	0	0	0	0	0	0	0	1	6	0	1	.154	.274
	BOSTON	.192	65	172	14	33	3	0	5	19	4	1	1	13	47	0	0	.251	.548
2020	CLEVELAND	.136	25	66	4	9	1	0	2	4	0	0	1	14	21	0	0	.296	.539
2021	MIAMI	.183	84	202	15	37	5	0	4	14	1	2	3	12	65	0	0	.237	.505
2022	Louisville	.222	26	72	5	16	3	0	1	7	0	1	1	10	12	0	0	.321	.627
	Columbus	.250	4	12	2	3	0	0	1	4	0	0	0	4	2	0	0	.438	.938
	CLEVELAND	.133	9	15	0	2	0	0	0	0	0	0	0	6	4	0	0	.381	.514
	MINNESOTA	.179	25	56	6	10	3	0	0	4	2	0	0	7	23	0	0	.270	.502
Minor League Totals		.236	649	2125	245	501	95	11	26	239	21	16	15	268	424	8	13	.323	.651
American League Totals		.216	417	1211	130	261	52	2	26	126	20	7	10	110	338	1	1	.285	.611
National League Totals		.185	118	297	24	55	8	0	5	19	1	2	5	22	97	0	0	.252	.514
Major League Totals		.210	535	1508	154	316	60	2	31	145	21	9	15	132	435	1	1	.278	.592

LEON'S CAREER FIELDING RECORD							
POSITION	PCT	G	PO	A	E	TC	PB
Catcher	.994	497	4016	225	24	4265	—
Third Base	1.000	2	0	0	0	0	—
First Base	1.000	1	4	0	0	4	—
Totals	.994	500	4020	225	24	4269	—

LEON'S PROFESSIONAL INJURED LIST HISTORY		
DATES	INJURY	LEVEL
September 24-end of 2022 season	Right Knee Surgery	Minnesota
July 16-30, 2013	Right Middle Finger Sprain	Double-A Harrisburg
May 15-July 2, 2012	Right Ankle Sprain	Washington



23 ROYCE LEWIS



INFIELDER

H/W: 6-2/200

B/T: R/R

Age: 23

Born: 6/5/1999 in Aliso Viejo, CA

Resides: Frisco, TX

Acquired: 1st Rd (1st overall), 2017 MLB Draft

M.L. Service: 142 days

Contract Status: Signed thru 2022

PERSONAL: Royce Oliver Lewis...Instagram: @roycelewis...2017 graduate of JSerra Catholic High School in San Juan Capistrano, CA...rated as a top prospect in the 2017 draft by MLB.com...played third base and centerfield at the start of his high school career before playing solely shortstop as a senior...named 2017 Gatorade Player of the Year in California and Trinity League Player of the Year for third consecutive season...also named *Los Angeles Times* High School Player of the Year as a junior in 2016, after hitting .429 with nine doubles and four home runs...named MVP of the 2016 Under Armour All-American Game at Wrigley Field and the Perfect Game All-American Classic MVP at PETCO Park...member of the gold medal-winning USA Baseball 18U National Team that defeated Cuba in October for the 2016 COPABE Pan American AAA Championship...his father, William, played football at Fullerton College and Chico State University, and his mother, Cindy, played softball at U.S. International and San José State University...became sixth player ever selected in the draft out of JSerra Catholic High School, and the highest since catcher Austin Hedges was selected by the Padres in second round in 2011...played a lot of mini golf and bowling during the summer of 2021 while recovering from right ACL surgery, helping fuel his competitive side...assigned uniform number 4 for 2020 and '21 spring training but changed to 23 after the Twins signed Carlos Correa on March 20, 2022.

CAREER HIGHLIGHTS: Major league debut on May 6, 2022 vs. Oakland...first major league hit on May 6, 2022 vs. Oakland, singling off Kirby Snead...first major league home run on May 13, 2022, a grand slam, becoming second Twin to hit a grand slam as first career homer (Danny Valencia - 2010)...named as the 82nd-best prospect in baseball by *Baseball America* and 46th-best by MLB.com (first in Twins system) entering the 2022 season...ranked second-best prospect, fastest baserunner and best athlete in Twins system by *Baseball America*, entering 2022...in 2020 ranked number two prospect, best athlete, best defensive infielder and fastest baserunner in Twins system by *Baseball America* (23rd overall prospect in baseball)...also ranked Twins number one prospect by MLB.com (7th in baseball)...entered 2019 season ranked as fifth-best prospect in baseball by MLB.com, eighth best by *Baseball Prospectus* and ninth best by *Baseball America*...named 2019 Florida State League Midseason All-Star with Fort Myers...played for AL Team in the 2019 SiriusXM All-Star Futures Game at Cleveland's Progressive Field...played for Salt River in the 2019 Arizona Fall League; AFL Most Valuable Player, AFL Rising Stars Team and Rising Stars MVP...named shortstop on Twins 2019 MiLB.com organization All-Star team...named top prospect, best hitter for power, fastest baserunner and best athlete in Twins minor league system by *Baseball America* following 2019 season...named 2018 Midwest League Midseason All-Star...named 2018 Low Class-A All-Star by *Baseball America*...named 2018 Midwest League Postseason All-Star...named to Twins 2018 MiLB.com organization All-Star team...named 2018 Midwest League Prospect of the Year...ranked top prospect in Twins system by *Baseball America* following 2018 season.

2022:

- Was in Twins spring training and optioned to Triple-A St. Paul on March 26.
- Played in 24 games for the Saints from April 5-May 5, hitting .310 (27-for-87) with a .430 on-base percentage, a .563 slugging percentage and a .993 OPS and was recalled by Minnesota on May 6.
- Made major league debut on May 6 vs. Oakland, batting seventh and playing shortstop...went 1-for-4 and recorded first major league hit, a single to rightfield off Kirby Snead.
- Recorded first extra-base hit in second game on May 7 vs. Oakland, a double off A.J. Puk.
- Hit first career home run on May 13 vs. Cleveland, a fifth-inning grand slam off Bryan Shaw...became the second player in Twins history (1961-present) to hit a grand slam for his first career home run (also Danny Valencia on July 26, 2010 at Kansas City)...marked the 30th instance of a Twins rookie hitting a grand slam and first since Ryan Jeffers on July 28, 2021 vs. Detroit.
- Optioned to St. Paul on May 18 (Carlos Correa reinstated from IL) and played in 10 games for the Saints before being recalled again on May 29 (Jose Miranda optioned).
- Started in centerfield on May 29 vs. Kansas City...made a catch on a fly ball on the warning track in the third inning off the bat of Emmanuel Rivera and came up limping.
- Placed on 10-day Injured List on May 30 with a right knee bone bruise...further testing showed that Lewis needed surgery on his ACL again...underwent ACL reconstructive surgery on June 21 in Dallas, TX.
- Combined to hit .310 (53-for-171) with 16 doubles, one triple, seven home runs, 19 RBI, 34 runs scored, a .387 on-base percentage, a .538 slugging percentage and a .925 OPS in 46 games between Minnesota and St. Paul.
- Ranked as Twins second-best prospect in organization by MLB.com after season, trailing Brooks Lee.

PROFESSIONAL: Entered 2020 season as ninth-best prospect in baseball according to MLB.com...selected by Minnesota in the first round (1st overall) of the 2017 First-Year Player Draft; signed by scout John Leavitt...one of three players in club history to be selected first overall, joining catcher Joe Mauer in 2001 and right-handed pitcher Tim Lincecum in 1983 (did not sign).

CAREER HIGHS

Hits: 2, 3x, last 5/17/22 at OAK

RBI: 4, 5/13/22 vs. CLE

HR: 1, 2x, last 5/17/22 at OAK

GS: 1, 5/13/22 vs. CLE

SB: - -

Hit-Streak: 4, 5/11-14/22

WALK-OFF HITS/PA

None

MULTI-HR GAMES

None



LEWIS' PLAYING RECORD

YEAR	CLUB	AVG	G	AB	R	H	2B	3B	HR	RBI	SH	SF	HB	BB	SO	SB	CS	OBP	OPS
2017	GCL Twins	.271	36	133	38	36	6	2	3	17	0	0	7	19	17	15	2	.390	.803
	Cedar Rapids	.296	18	71	16	21	2	1	1	10	0	1	2	6	16	3	1	.363	.757
2018	Cedar Rapids	.315	75	295	50	93	23	0	9	53	1	4	3	24	49	22	4	.368	.853
	Fort Myers	.255	46	188	33	48	6	3	5	21	0	0	1	19	35	6	4	.327	.726
2019	Fort Myers	.238	94	383	55	91	17	3	10	35	0	5	3	27	90	16	8	.289	.665
	Pensacola	.231	33	134	18	31	9	1	2	14	0	2	1	11	33	6	2	.291	.649
2020	SPENT SEASON AT ALTERNATE TRAINING SITE IN ST. PAUL, MN																		
2021	MISSED ENTIRE SEASON DUE TO INJURY																		
2022	St. Paul	.313	34	131	30	41	12	1	5	14	0	1	3	18	32	12	2	.405	.940
	MINNESOTA	.300	12	40	5	12	4	0	2	5	0	0	0	1	5	0	0	.317	.867
	Minor League Totals	.270	336	1335	240	361	75	11	35	164	1	13	20	124	272	80	23	.339	.760
	Major League Totals	.300	12	40	5	12	4	0	2	5	0	0	0	1	5	0	0	.317	.867

LEWIS' CAREER FIELDING RECORD

POSITION	PCT	G	PO	A	E	TC	DP	PB
Shortstop	.952	11	12	28	2	42	4	—
Outfield	1.000	1	3	0	0	3	0	—
Totals	.956	12	15	28	2	45	4	—

LEWIS' PROFESSIONAL INJURED LIST HISTORY

DATES	INJURY	LEVEL
May 30-end of 2022 season	Right ACL Surgery	Minnesota
May 4-end of 2021 season	Right ACL Surgery	Double-A Wichita



48
JORGE
LÓPEZ



RIGHT-HANDED PITCHER

H/W: 6-3/200 B/T: R/R
Age: 29
Born: 2/10/1993 in Caguas, PR
Resides: Cayey, Puerto Rico

Acquired: Trade with BAL, 8/2/22
M.L. Service: 4 years, 102 days
Contract Status: Signed thru 2022

PERSONAL: Jorge Yabiel López...Instagram: @yabie48...wife, Karla...son, Mikael...graduated from Cabuas Military Academy in Cayey, Puerto Rico...at the time he was selected in the second round of the 2011 Draft by Milwaukee, he was Puerto Rico's second-highest drafted pitcher ever behind Luis Atilano by Atlanta in the first round (35th overall) in 2003...favorite baseball player of all time is Roberto Clemente...favorite sport other than baseball is volleyball.

CAREER HIGHLIGHTS: Named to AL All-Star team in 2022 with Baltimore...spent most of minor league and major league career as starting pitcher but became full-time reliever prior to 2022 season...major league debut on September 29, 2015 with Milwaukee...in 2015, named Southern League Midseason All-Star, Southern League Postseason All-Star, Southern League Pitcher of the Year, *Baseball America* Minor League All-Star and *Baseball America* Double-A All-Star...named 2014 Futures Game selection.

POSTSEASON CAREER: Has never appeared at major league level.

2022:

- Began season in Baltimore's bullpen.
- Earned first save of season and second of career in second appearance on April 11 vs. Milwaukee, with 1.0 scoreless inning.
- Converted career-high seven-straight save opportunities from May 23-June 24.
- Allowed just three earned runs in first 32 appearances from April 8-June 29, posting a 0.73 ERA (37.0 IP, 3 ER) in that span.
- Did not walk a batter in career-long 12-straight appearances from May 27-June 24 (15.0 IP).
- Did not allow a home run in first 32 appearances (37.0 IP) from April 8-June 29, until a Byron Buxton walk-off two-run homer on July 1 at Minnesota...went on to allow a home run in two-straight appearances, including a game-tying solo homer to Jorge Polanco the day after Buxton.

CAREER HIGHS

IP: 8.0, 9/8/18 at MIN
SO: 10, 4/16/18 vs. BAL
Walks: 5, 8/2/21 at NY Yankees
CG: --
Low-Hit CG: --
Save-Streak: 9, 5/23-6/24/22



- Named to American League All-Star team after going 4-5, 1.62 ERA (44.1 IP, 8 ER) with 17 saves in 40 games for Baltimore pre-All-Star Break...ranked sixth in AL in saves at break...appeared in the seventh inning of the ASG, pitching 0.2 perfect innings, inducing two groundouts.
- Acquired by Minnesota via trade with Baltimore on August 2, in exchange for right-handed pitcher Yennier Cano and minor league pitchers Cade Povich, Juan Rojas and Juan Nunez...at time of trade, had allowed just nine earned runs in 48.1 innings pitched, four of which came against the Twins.
- Earned save in first appearance with Twins on August 3 vs. Detroit, pitching 1.0 scoreless ninth inning.
- Struck out 18 batters in 22.2 innings pitched for Minnesota after striking out 54 in 48.1 innings for Baltimore prior to trade...walked 14 batters with Twins, compared to 17 with Orioles.
- Held right-handed hitters to a .199 average with 45 strikeouts, compared to .218 with 27 strikeouts vs. left-handed hitters.
- Ranked seventh in the AL in saves (23) and ninth in save percentage (79.3%).
- Posted a 4.8 barrel percentage, ranking in the 88th percentile in baseball...posted a 33.0 hard-hit percentage, ranking in the 86th percentile in baseball.
- Opponents hit .132 (5-for-38) off his curveball and .188 (6-for-32) with a 37.7 whiff percentage off his slider.
- Ranked fourth in the AL and ninth in baseball in average velocity on fastball at 97.6 mph...that figured marked a 2.3 mph increase compared to 2021 (95.3 mph), the second-highest in baseball, trailing only teammate Griffin Jax (2.8 mph increase).
- Set career-highs in games (67), saves (23) and strikeouts-per-9.0 IP (9.1).

PROFESSIONAL: Originally selected by Milwaukee in second round (70th overall) of 2011 First-Year Player Draft...acquired by Kansas City along with OF Brett Phillips from the Brewers in exchange for INF Mike Moustakas on July 28, 2018 considerations...claimed off waivers by Baltimore on August 9, 2020...traded to Minnesota on August 2, 2022, in exchange for pitchers Yennier Cano, Cade Povich, Juan Rojas and Juan Nunez.

LOPEZ'S PLAYING RECORD																			
YEAR	CLUB	W-L	ERA	G	GS	CG	SHO	SV	IP	H	R	ER	HR	HB	BB	SO	WP	K/9	BAA
2011	AZL Brewers	0-0	2.25	4	4	0	0	0	12.0	13	3	3	0	0	3	10	1	7.5	.265
2012	AZL Brewers	1-3	5.33	7	3	0	0	2	25.1	27	22	15	2	2	12	20	5	7.1	.270
	DSL Brewers	0-1	4.76	5	3	0	0	0	22.2	22	14	12	0	4	10	26	2	10.3	.256
2013	Wisconsin	7-8	5.23	25	22	0	0	2	117.0	120	78	68	13	9	48	92	13	7.1	.264
2014	Brevard County	10-10	4.58	25	25	1	0	0	137.2	144	80	70	12	4	46	119	8	7.8	.273
2015	Biloxi	12-5	2.26	24	24	0	0	0	143.1	105	37	36	9	3	52	137	13	8.6	.205
	MILWAUKEE	1-1	5.40	2	2	0	0	0	10.0	14	6	6	0	1	5	10	1	9.0	.350
2016	Biloxi	2-4	3.97	8	8	0	0	0	45.1	45	21	20	5	1	16	47	9	9.3	.260
	Colorado Springs	1-7	6.81	17	16	0	0	0	79.1	101	66	60	12	5	55	66	11	7.5	.312
2017	Biloxi	8-8	4.25	39	13	1	1	7	103.2	92	53	49	7	5	38	105	11	9.1	.238
	MILWAUKEE	0-0	4.50	1	0	0	0	0	2.0	4	1	1	0	0	1	0	0	0.0	.444
2018	Colorado Springs	3-3	5.65	24	0	0	0	5	28.2	33	23	18	3	2	10	23	4	7.2	.289
	MILWAUKEE	0-1	2.75	10	0	0	0	0	19.2	16	6	6	1	0	13	15	1	6.9	.225
	Omaha	1-0	4.00	2	2	0	0	0	9.0	8	4	4	2	0	1	11	0	11.0	.235
	KANSAS CITY	2-4	6.35	7	7	0	0	0	34.0	41	24	24	5	1	9	23	2	6.1	.297
2019	KANSAS CITY	4-9	6.33	39	18	0	0	1	123.2	140	94	87	27	10	42	109	6	7.9	.286
2020	KANSAS CITY	0-0	27.00	1	0	0	0	0	0.2	3	2	2	0	0	0	0	0	0.0	.600
2020	BALTIMORE	2-2	6.34	9	6	0	0	0	38.1	43	30	27	7	3	12	28	4	6.6	.287
2021	BALTIMORE	3-14	6.07	33	25	0	0	0	121.2	142	83	82	21	10	56	112	9	8.3	.293
2022	BALTIMORE	4-6	1.68	44	0	0	0	19	48.1	30	15	9	3	4	17	54	2	10.1	.174
	MINNESOTA	0-1	4.37	23	0	0	0	4	22.2	23	11	11	1	3	14	18	3	7.2	.271
Minor League Totals		45-49	4.41	180	120	2	1	16	724.0	710	401	355	65	35	291	656	77	8.2	.257
American League Totals		15-36	5.59	156	56	0	0	24	389.1	422	259	242	64	31	150	344	26	8.0	.277
National League Totals		1-2	3.69	13	2	0	0	0	31.2	34	13	13	1	1	19	25	2	7.1	.283
Major League Totals		16-38	5.45	169	58	0	0	24	421.0	456	272	255	65	32	169	369	28	7.9	.277

LOPEZ'S CAREER FIELDING RECORD									
POSITION	PCT	G	PO	A	E	TC	DP	PB	
Pitcher	.972	169	22	47	2	71	4	—	

LOPEZ'S BATTING RECORD									
BATTING	AVG	AB	R	H	2B	3B	HR	RBI	SH
Career	.143	7	1	1	1	0	0	2	2

LOPEZ'S ALL-STAR RECORD									
YEAR	HOST	W-L	ERA	G	GS	CG	SHO	SV	IP
2022	Los Angeles-NL	0-0	0.00	0	0	0	0	0	0.2

LOPEZ'S WORLD BASEBALL CLASSIC RECORD									
YEAR	CLUB	W-L	ERA	G	GS	CG	SHO	SV	IP
2017	Puerto Rico	1-0	3.86	2	2	0	0	0	7.0

LOPEZ'S PROFESSIONAL INJURED LIST HISTORY									
DATES	INJURY					LEVEL			
September 7-end of 2021 season	Sprained Right Ankle					Baltimore			
August 10-15, 2020	COVID IL					Baltimore			

LÓPEZ'S GAME LOGS

DATE	OPP.	W	L	SV	SVO	HLD	ERA	GS	CG	IP	H	R	ER	HR	BB	IBB	HB	SO	AVG	#PIT
4/8	@TB	0	0	0	0	0	0.00	0	0	0.2	1	0	0	0	2	0	0	0	.500	23
4/11	MIL	0	0	1	1	0	0.00	0	0	1.0	0	0	0	0	1	0	0	1	.200	15
4/13	MIL	0	1	0	0	0	7.71	0	0	0.2	3	2	2	0	1	0	0	1	.400	29
4/15	NYN	0	0	0	0	0	5.40	0	0	1.0	0	0	0	0	0	0	0	2	.308	17
4/17	NYN	1	0	0	0	0	3.38	0	0	2.0	0	0	0	0	0	0	0	2	.211	21
4/20	@OAK	0	0	1	1	0	2.57	0	0	1.2	0	0	0	0	0	0	0	3	.167	19
4/22	@LAA	0	0	1	1	0	2.25	0	0	1.0	1	0	0	0	0	0	0	2	.179	17
4/23	@LAA	0	0	1	1	0	2.00	0	0	1.0	1	0	0	0	0	0	0	2	.188	18
4/29	BOS	0	0	0	0	0	1.93	0	0	0.1	0	0	0	0	1	0	0	0	.182	10
4/30	BOS	1	0	0	0	0	1.59	0	0	2.0	0	0	0	0	1	0	0	1	.154	18
APRIL TOTALS																				
5/4	MIN	0	0	0	0	0	1.46	0	0	1.0	0	0	0	0	0	0	0	0	.143	12
5/5	MIN	1	0	0	0	0	1.32	0	0	1.1	1	0	0	0	0	0	0	1	.149	19
5/8	KC	0	1	0	1	0	1.20	0	0	1.1	2	2	0	0	1	0	0	0	.170	25
5/9	KC	0	0	0	0	0	1.13	0	0	1.0	0	0	0	0	2	0	0	1	.161	28
5/14	@DET	0	0	0	0	0	1.06	0	0	1.0	0	0	0	0	0	0	0	1	.153	10
5/18	NYN	0	0	0	0	0	1.00	0	0	1.0	0	0	0	0	1	0	0	0	.145	15
5/19	NYN	0	0	0	1	0	1.42	0	0	1.0	1	1	1	0	2	0	0	3	.152	33
5/22	TB	0	0	0	0	0	1.35	0	0	1.0	1	0	0	0	0	0	0	1	.157	20
5/23	@NYN	0	0	1	1	0	1.29	0	0	1.0	0	0	0	0	1	0	0	0	.153	15
5/27	@BOS	0	0	0	0	0	1.23	0	0	1.0	0	0	0	0	0	0	0	1	.147	12
5/28	@BOS	0	0	1	1	0	1.16	0	0	1.1	1	1	0	0	0	0	0	0	.150	17
MAY TOTALS																				
6/2	SEA	0	1	0	0	0	1.05	0	0	2.1	1	1	0	0	0	0	0	1	.2	148
6/4	CLE	0	0	1	1	0	1.00	0	0	1.1	0	0	0	0	0	0	0	1	.141	20
6/10	@KC	0	0	0	0	0	0.96	0	0	1.0	0	0	0	0	0	0	0	2	.137	10
6/11	@KC	0	0	1	1	0	0.93	0	0	1.0	1	0	0	0	0	0	0	0	.141	11
6/14	@TOR	0	0	1	1	0	0.88	0	0	1.2	0	0	0	0	0	0	0	1	.135	17
6/15	@TOR	0	0	0	0	0	0.85	0	0	1.0	0	0	0	0	0	0	0	2	.131	11
6/17	TB	0	0	1	1	0	0.82	0	0	1.1	1	0	0	0	0	0	0	4	.134	22
6/19	TB	0	0	1	1	0	0.79	0	0	1.1	1	0	0	0	0	0	0	0	.137	14
6/23	@CWS	0	0	1	1	0	0.77	0	0	0.2	0	0	0	0	0	0	0	2	.134	7
6/24	@CWS	0	0	1	1	0	0.75	0	0	1.0	0	0	0	0	0	0	0	0	.131	8
6/29	@SEA	0	0	0	0	0	0.73	0	0	1.0	0	0	0	0	1	0	0	3	.127	28
JUNE TOTALS																				
7/1	@MIN	0	1	0	1	0	1.22	0	0	0.0	2	2	2	1	0	0	0	0	.141	13
7/2	@MIN	0	1	0	1	0	1.69	0	0	0.1	4	2	2	1	0	0	0	1	.165	17
7/4	TEX	0	0	0	0	0	1.88	0	0	1.0	1	1	1	1	1	0	0	2	.168	24
7/6	TEX	0	0	1	1	0	1.83	0	0	1.0	1	0	0	0	0	0	0	2	.170	14
7/7	LAA	0	0	1	1	0	1.79	0	0	1.0	1	0	0	0	0	0	0	1	.172	17
7/9	LAA	0	0	1	1	0	1.74	0	0	1.0	0	0	0	0	0	0	0	1	.169	16
7/12	@CHC	0	0	1	1	0	1.70	0	0	1.0	0	0	0	0	0	0	0	1	.166	12
7/16	@TB	1	0	0	0	0	1.62	0	0	2.0	1	1	0	0	0	0	0	1	.167	23
7/23	NYN	0	0	1	1	0	1.59	0	0	1.0	1	0	0	0	0	0	0	1	.168	19
7/26	TB	0	0	1	1	0	1.55	0	0	1.0	1	0	0	0	0	0	0	0	.170	16
7/27	TB	0	1	0	0	0	1.71	0	0	1.0	2	2	1	0	2	1	0	0	.178	26
7/29	@CIN	0	0	0	0	0	1.68	0	0	1.0	0	0	0	0	0	0	0	2	.174	11
JULY TOTALS																				
<i>Traded from Baltimore to Minnesota on August 2</i>																				
BALTIMORE TOTALS																				
8/3	DET	0	0	1	1	0	1.64	0	0	1.0	0	0	0	0	0	0	0	1	.171	7
8/5	TOR	0	0	0	1	0	1.79	0	0	1.0	3	1	1	0	0	0	0	0	.182	29
8/6	TOR	0	0	0	0	0	1.75	0	0	1.0	0	0	0	0	1	0	0	2	.179	17
8/12	@LAA	0	0	0	0	0	1.72	0	0	1.0	1	0	0	0	0	0	0	1	.181	10
8/13	@LAA	0	0	0	1	0	2.03	0	0	1.0	2	2	2	0	1	0	0	0	.188	19
8/15	KC	0	0	1	1	0	1.99	0	0	1.0	2	0	0	0	0	0	0	1	.194	13
8/19	TEX	0	0	1	1	0	1.95	0	0	1.0	0	0	0	0	2	0	0	1	.192	20
8/20	TEX	0	0	0	0	0	1.92	0	0	1.0	0	0	0	0	0	0	0	1	.190	9
8/25	@HOU	0	0	0	0	0	1.88	0	0	1.0	2	0	0	0	0	0	0	1	.196	18
8/28	SF	0	0	0	0	0	1.85	0	0	1.0	0	0	0	0	0	0	0	1	.193	11
8/29	BOS	0	0	1	1	0	1.82	0	0	1.0	0	0	0	0	0	0	0	1	.190	9
AUGUST TOTALS																				
9/2	@CWS	0	1	0	0	0	1.95	0	0	0.2	2	1	1	0	0	0	1	0	.196	14
9/7	@NYN	0	0	0	0	0	1.92	0	0	1.0	1	0	0	0	1	1	0	1	.197	15
9/8	@NYN	0	0	0	0	1	2.04	0	0	0.2	1	1	1	0	2	0	0	1	.199	25
9/11	CLE	0	0	0	0	0	2.30	0	0	1	3	2	2	0	2	2	0	0	.207	18
9/14	KC	0	0	0	0	0	2.26	0	0	1.0	1	0	0	0	0	0	0	1	.208	17
9/17	@CLE	0	0	0	0	0	2.20	0	0	1.2	0	0	0	0	2	1	1	2	.203	32
9/19	@CLE	0	0	0	0	0	2.73	0	0	0.2	4	4	4	1	2	0	0	0	.215	34
9/24	LAA	0	0	0	0	0	2.69	0	0	1.0	0	0	0	0	0	0	0	1	.212	11
9/28	CWS	0	0	0	0	0	2.65	0	0	1.0	0	0	0	0	0	0	0	1	.210	16
9/29	CWS	0	0	0	0	0	2.61	0	0	1.0	1	0	0	0	0	0	0	1	.210	14
10/2	@DET	0	0	0	0	0	2.57	0	0	1.0	0	0	0	0	1	0	0	0	.209	18
10/4	@CWS	0	0	0	0	0	2.54	0	0	1.0	0	0	0	0	0	0	0	1	.206	9
SEPT/OCT TOTALS																				
MINNESOTA TOTALS																				



18 KENTA MAEDA



RIGHT-HANDED PITCHER

H/W: 6-1/188 B/T: R/R
Age: 34
Born: 4/11/1988 in Osaka, Japan
Resides: Tokyo, Japan

Acquired: Trade with LAD, 2/10/20
ML Service: 7 years
Contract Status: Signed thru 2023

PERSONAL: Kenta Maeda (pronounced mah-EH-da)...Instagram: @18_maeken...wife, Saho...the couple has a daughter and a son...nickname is "Maeken," a merger of his first and last names...when he first came up playing in Japan, there were five players named Kenta on his team, and he needed to distinguish himself; "Maeken" is also the name of a famous Japanese comedian...pitched for Team Japan in the 2015 World Baseball Softball Confederation (WBSC) Premier12 tournament and the 2013 World Baseball Classic, where he was selected to the All-Tournament team...is famous in Japan for his inability to draw and sells apparel with his drawings on it; the proceeds benefit first responders and medical personnel in Japan fighting the COVID-19 pandemic...favorite player growing up was Ichiro Suzuki; Maeda had the privilege of facing him in 2016 in his MLB rookie season with Los Angeles-NL and struck him out the first time (held him to 1-for-6 lifetime)...uses Japanese interpreter Daichi Sekizaki.

CAREER HIGHLIGHTS: Missed entire 2022 season recovering from "Tommy John" surgery on right elbow...named starting pitcher on 2020 All-MLB Second Team...finished second to Cleveland's Shane Bieber (unanimous) in 2020 AL Cy Young Award Voting with 92 total voting points (18 second place, four third place, two fourth place and four fifth place)...named 2020 Joseph W. Haynes Award winner for Twins Pitcher of the Year, an award voted on by the Twin Cities Chapter of the BBWAA...made the start in Game 1 of AL Wild Card series vs. Houston September 29, 2020...his cap from the game was donated to the National Baseball Hall of Fame and Museum, since he threw the first official pitch of the adjusted playoff format...pitched 8.0 no-hit innings on August 18, 2020 at Target Field against Milwaukee before the bid was broken up in the ninth by Eric Sogard's leadoff single and became just the third pitcher in Twins/Senators history to strike out at least 12 hitters and allow one-or-fewer hits (also Eric Milton, 9/11/1999 vs. Anaheim; Walter Johnson, 5/23/1924 vs. Chicago-AL)...on August 18, 2020 set Twins record with eight-straight strikeouts from the third to fifth innings, falling one shy of the AL record (accomplished by many), and two shy of Tom Seaver's (NYM) MLB record of 10...previous Twins high of seven was held by Jim Merritt (7/21/1966 vs. Washington) and Francisco Liriano (6/11/2010 vs. Atlanta)...picked up 150th career win as a professional on September 23, 2020 vs. Detroit (includes MLB and NPB totals)...in 2020, set a Twins/Senators franchise record for strikeouts-per-9.0 innings pitched at 10.80, passing Johan Santana's 2004 mark of 10.46...in 2020, became the third Japanese-born player in Twins franchise history, after Michael Nakamura (2003) and Tsuyoshi Nishioka (2011-12)...recorded his first career save in his first career relief appearance on June 9, 2017 (4.0 IP, 3 H, 1 ER, 6 K)...his 16 wins in 2016 were the second most wins ever by a Los Angeles-NL rookie, behind only Rick Sutcliffe (17-10, 1979), and tied for the second most ever in a single season by a Japanese pitcher...led qualifying MLB rookie starting pitchers in starts (32), wins (16), opponents' batting average (.229), WHIP (1.14), innings pitched (175.2) and strikeout-to-walk ratio (3.58)...made his MLB debut April 6, 2016 at San Diego, earning the win with 6.0 scoreless innings and hitting a solo homer in his second big league at-bat...named to the 2016 *Baseball America* Major League All-Rookie Team, and finished third in the NL Rookie of the Year voting.

POSTSEASON CAREER: Is 2-1, 2.87 ERA (37.2 IP, 12 ER) in 25 career Postseason games (4 starts), with 44 strikeouts and a 10.5 K/9.0 IP...his 25 career Postseason games are third most among Japanese-born players in major league history, behind Hideki Matsui (56) and So Taguchi (30)...**2020:** Made the start in Game 1 of AL Wild Card series vs. Houston on September 29, pitching 5.0 scoreless innings with two hits allowed, three walks and five strikeouts in a Twins 4-1 defeat...his cap from the game was donated to the National Baseball Hall of Fame and Museum, since he threw the first official pitch of the adjusted playoff format...**2019:** Made four scoreless relief appearances for Los Angeles-NL in the NLDS, allowing one hit and striking out seven batters in 4.2 innings...**2018:** Posted a 4.05 ERA (6.2 IP, 3 ER) in eight relief outings for the Dodgers...struck out 10 batters, including five in 2.0 innings of relief in Game 3 of the World Series vs. Boston...**2017:** Went 2-0 with a 0.84 ERA (10.2 IP, 1 ER) in nine relief appearances across three rounds of Postseason play...his ERA tied for second lowest among all pitchers that Postseason (min. 10.0 IP)...**2016:** Started thrice for Los Angeles-NL in the NLDS and NLCS, posting a 6.75 ERA (10.2 IP, 8 ER), with seven walks and 12 strikeouts.

2022:

- Missed entire season recovering from "Tommy John" surgery on right elbow, a procedure he had in September 2021...spent the summer at the Twins spring training facility in Fort Myers, Florida, with occasional visits to Minneapolis.
- Visited the Twins when they traveled to Tampa Bay for a three-game series from April 29-May 1...the Twins entered the series with a season-long seven-game winning streak and lost game one against the Rays 6-1...after the loss, Maeda left a note on the dugout wall saying, "I'm sorry for snapping the winning streak. I will not be in the dugout today."

PROFESSIONAL: Acquired from Los Angeles-NL on February 10, 2020 alongside minor league catcher Jair Camargo and cash considerations in exchange for right-handed pitcher Brusdar Graterol and outfielder Luke Raley...signed with Los Angeles-NL on January 7, 2016.

CAREER HIGHS

IP: 8.1, 5/10/17 vs. PIT
SO: 13, 6/10/16 vs. SD
Walks: 5, 2x, last 6/29/21 at CWS
CG: --
Low-Hit CG: --
Win-Streak: 5, 2x, last 7/7-8/13/17



MAEDA'S PITCHING RECORD																			
YEAR	CLUB	W-L	ERA	G	GS	CG	SH	SV	IP	H	R	ER	HR	HB	BB	SO	WP	K/9	BAA
2008	Hiroshima	9-2	3.20	19	18	1	1	0	109.2	103	43	39	10	3	35	55	0	4.5	--
2009	Hiroshima	8-14	3.36	29	29	3	1	0	193.0	194	82	72	22	3	29	147	2	6.9	--
2010	Hiroshima	15-8	2.21	28	28	6	2	0	215.2	166	55	53	15	7	46	174	2	7.3	--
2011	Hiroshima	10-12	2.46	31	31	4	2	0	216.0	178	61	59	14	6	43	192	4	8.0	--
2012	Hiroshima	14-7	1.53	29	29	5	2	0	206.1	161	46	35	6	9	44	171	2	7.5	--
2013	Hiroshima	15-7	2.10	26	26	3	1	0	175.2	129	46	41	13	2	40	158	1	8.1	--
2014	Hiroshima	11-9	2.60	27	27	1	1	0	187.0	164	61	54	1	2	41	161	4	7.7	--
2015	Hiroshima	15-8	2.09	29	29	5	0	0	206.1	168	49	48	5	6	41	175	3	7.6	--
2016	LOS ANGELES-NL	16-11	3.48	32	32	0	0	0	175.2	150	72	68	20	8	50	207	6	9.2	.229
2017	Rancho Cucamonga	0-1	2.25	1	1	0	0	0	4.0	6	3	1	0	0	2	1	0	2.3	.316
	LOS ANGELES-NL	13-6	4.22	29	25	0	0	1	134.1	121	68	63	22	5	34	140	4	9.4	.238
2018	LOS ANGELES-NL	8-10	3.81	39	20	0	0	2	125.1	115	58	53	13	5	43	153	2	11.0	.240
2019	LOS ANGELES-NL	10-8	4.04	37	26	0	0	3	153.2	114	70	69	22	4	51	169	3	9.9	.202
2020	MINNESOTA	6-1	2.70	11	11	0	0	0	66.2	40	20	20	9	0	10	80	0	10.8	.168
2021	St. Paul	0-0	2.25	1	1	0	0	0	4.0	1	1	1	1	0	1	5	0	11.3	.077
	MINNESOTA	6-5	4.66	21	21	0	0	0	106.1	106	60	55	16	7	32	113	3	9.6	.258
2022	INJURED - DID NOT PITCH																		
Japan Totals		97-67	2.39	218	217	28	10	0	1509.2	1263	443	401	97	38	319	1233	18	7.4	---
Minor League Totals		0-0	2.25	2	2	0	0	0	8.0	7	4	2	1	0	3	6	0	6.8	.219
National League Totals		47-35	3.87	137	103	0	0	6	589.0	500	268	253	77	22	178	641	15	9.8	.227
American League Totals		12-6	3.90	32	32	0	0	0	173.0	146	80	75	25	7	42	193	3	10.0	.225
Major League Totals		59-41	3.87	169	135	0	0	6	762.0	646	348	328	77	29	220	834	18	9.8	.226

MAEDA'S WILD CARD RECORD																			
YEAR	OPPONENT	W-L	ERA	G	GS	CG	SH	SV	IP	H	R	ER	HR	HB	BB	SO	WP	K/9	BAA
2020	Houston	0-0	0.00	1	1	0	0	0	5.0	2	0	0	0	0	3	5	0	9.0	.118

MAEDA'S DIVISION SERIES RECORD																			
YEAR	OPPONENT	W-L	ERA	G	GS	CG	SH	SV	IP	H	R	ER	HR	HB	BB	SO	WP	K/9	BAA
2016	Washington	0-1	12.00	1	1	0	0	0	3.0	5	4	4	1	1	2	4	0	12.0	.357
2017	Arizona	1-0	0.00	2	0	0	0	0	2.0	0	0	0	0	0	0	4	0	18.0	.000
2018	Atlanta	0-0	0.00	1	0	0	0	0	1.0	2	0	0	0	0	0	1	0	9.0	.400
2019	Washington	0-0	0.00	4	0	0	0	0	4.2	1	0	0	0	0	0	7	0	13.5	.067
Division Series Totals		1-1	3.38	8	1	0	0	0	10.2	8	4	4	1	1	2	16	0	13.5	.200

MAEDA'S CHAMPIONSHIP SERIES RECORD																			
YEAR	OPPONENT	W-L	ERA	G	GS	CG	SH	SV	IP	H	R	ER	HR	HB	BB	SO	WP	K/9	BAA
2016	Chicago-NL	0-0	4.70	2	2	0	0	0	7.2	7	4	4	0	1	5	8	1	9.4	.233
2017	Chicago-NL	1-0	0.00	3	0	0	0	0	3.0	0	0	0	0	0	0	3	0	9.0	.000
2018	Milwaukee	0-0	6.75	4	0	0	0	0	2.2	3	2	2	0	0	1	3	1	10.1	.273
Championship Series Totals		1-0	4.05	9	2	0	0	0	13.1	10	6	6	0	1	6	14	2	9.5	.200

MAEDA'S WORLD SERIES RECORD																			
YEAR	OPPONENT	W-L	ERA	G	GS	CG	SH	SV	IP	H	R	ER	HR	HB	BB	SO	WP	K/9	BAA
2017	Houston	0-0	1.59	4	0	0	0	0	5.2	5	1	1	1	0	2	3	0	4.8	.227
2018	Boston	0-0	3.00	3	0	0	0	0	3.0	4	1	1	0	0	2	6	0	18.0	.308
World Series Totals		0-0	2.08	7	0	0	0	0	8.2	9	2	2	1	0	4	9	0	9.3	.257

MAEDA'S CAREER FIELDING RECORD																			
POSITION	PCT	G	PO	A	E	TC	DP	PB											
Pitcher	.936	169	50	96	10	156	13	—											

MAEDA'S BATTING RECORD																			
BATTING	AVG	AB	R	H	2B	3B	HR	BI	SH	SF	HBP	BB	SO	SB	OBP	OPS			
Career	.156	179	12	28	4	0	1	14	35	0	0	1	42	0	.161	.357			

MAEDA'S PROFESSIONAL INJURED LIST HISTORY		
DATES	INJURY	LEVEL
All of 2022 season.....	Recovery from Tommy John Surgery.....	Minnesota.....
August 23-end of 2021 season.....	Right Forearm Tightness/Tommy John Surgery.....	Minnesota.....
May 23-June 14, 2021.....	Right Adductor Strain.....	Minnesota.....
May 16-26, 2019.....	Left Hamstring Strain.....	Los Angeles-NL.....
May 30-June 13, 2018.....	Right Hip Inflammation.....	Los Angeles-NL.....
May 11-25, 2017.....	Left Thigh Contusion.....	Los Angeles-NL.....



51 TYLER MAHLE



RIGHT-HANDED PITCHER

H/W: 6-3/210 B/T: L/R
Age: 28
Born: 9/29/1984 in Newport Beach, CA
Resides: Huntington Beach, CA

Acquired: Trade with CIN, 8/2/22
M.L. Service: 5 years, 18 days
Contract Status: Signed thru 2022

PERSONAL: Tyler Fermin Mahle (last name rhymes with rally)...Twitter: @tylermahle...Instagram: @mahlebusmostwanted...he and his wife, Ashley, are expecting their first child, a boy, in 2023...graduated from Westminster (CA) High School...brother Greg, a left-handed pitcher, was drafted by the Angels in the 15th round of the June 2014 MLB Draft.

CAREER HIGHLIGHTS: Twins are second organization after being acquired via trade in 2022 from Cincinnati, where he spent his entire professional career (since 2013)...Reds Opening Day starter in 2022...major league debut on August 27, 2017 vs. Pittsburgh...in 2015, named Pioneer League Postseason All-Star and Midwest League Midseason All-Star...named *Baseball America* Rookie of All-Star team in 2014.

POSTSEASON CAREER: Has never appeared at major league level.

2022:

- Began sixth major league season with Cincinnati and was club's Opening Day starter for first time in career...started on April 7 at Atlanta, allowing one unearned run on three hits in 5.0 innings pitched, with two walks and seven strikeouts, earning the win.
- Placed on Restricted List from May 20-23.
- Recorded double-digit strikeout totals in consecutive starts on June 9 (10) and June 14 at Arizona (12)...marked the seventh and eighth times in career with 10-plus strikeouts, while 12 tied a career-high.
- Placed on 15-day Injured List on July 6 with a strained right shoulder; reinstated on July 24.
- Went 3-2, 2.83 ERA (57.1 IP, 18 ER) with a .212 opponent batting average in nine starts from May 29-July 30, leading up to trade with Twins.
- Acquired by Minnesota via trade with Cincinnati on August 2, in exchange for infielders Spencer Steer and Christian Encarnacion-Strand, and left-handed pitcher Steve Hajjar.
- Earned first win as Twin in second start with Minnesota on August 12 at Los Angeles-AL, pitching 6.0 shutout innings with three hits allowed, two walks and six strikeouts.
- Placed on 15-day Injured List on August 20 with right shoulder inflammation; reinstated on September 3.
- Made one more start for Twins on September 3 at Chicago-AL, pitching 2.0 innings, throwing 37 pitches...placed back on 15-day IL the next day with right shoulder inflammation, ending his season.
- Held left-handed hitters to a .192 average, compared to .268 vs. right-handed hitters with Reds and Twins.
- Combined to go 6-8, 4.40 ERA (120.2 IP, 59 ER) with 43 walks and 126 strikeouts in 23 starts between Reds and Twins.

PROFESSIONAL: Originally selected by Cincinnati in seventh round of 2013 First-Year Player Draft; signed by Reds scout Mike Misuraca...traded to Minnesota on August 2, 2022, in exchange for infielders Spencer Steer and Christian Encarnacion-Strand, and left-handed pitcher Steve Hajjar.

CAREER HIGHS

IP: 9.0, 6/14/22 at ARI
SO: 12, 3x, last 6/14/22 at ARI
Walks: 5, 9/4/21 vs. DET
CG: --
Low-Hit CG: --
Win-Streak: 5, 5/25-6/16/21



MAHLE'S CAREER FIELDING RECORD

POSITION	PCT	G	PO	A	E	TC	DP	PB
Pitcher	.962	118	45	57	4	106	5	—

MAHLE'S BATTING RECORD

BATTING	AVG	AB	R	H	2B	3B	HR	RBI	SH	SF	HBP	BB	SO	SB	OBP	OPS
Career	.080	125	6	10	2	0	0	1	16	0	1	7	50	0	.135	.231

MAHLE'S PROFESSIONAL INJURED LIST HISTORY

DATES	INJURY		LEVEL
September 4-end of 2022 season	Right Shoulder Inflammation		Minnesota
August 20-September 3, 2022	Right Shoulder Inflammation		Minnesota
July 6-24, 2022	Right Shoulder Strain		Cincinnati
July 22-August 22, 2019	Left Hamstring Strain		Cincinnati

MAHLE'S PLAYING RECORD																			
YEAR	CLUB	W-L	ERA	G	GS	CG	SHO	SV	IP	H	R	ER	HR	HB	BB	SO	WP	K/9	BAA
2013	AZL Reds	1-3	2.36	12	4	0	0	0	34.1	32	18	9	0	0	8	30	2	7.9	.237
2014	Billings	5-4	3.87	15	15	2	2	0	76.2	80	43	33	5	2	15	71	5	8.3	.263
2015	Dayton	13-8	2.43	27	26	0	0	0	152.0	145	54	41	7	11	25	135	3	8.0	.252
2016	Daytona	8-3	2.50	13	13	1	1	0	79.1	58	24	22	6	5	17	76	2	8.6	.206
	Pensacola	6-3	4.92	14	14	0	0	0	71.1	78	45	39	12	6	20	65	2	8.2	.281
2017	Pensacola	7-3	1.59	14	14	1	1	0	85.0	57	15	15	5	2	17	87	0	9.2	.190
	Louisville	3-4	2.73	10	10	0	0	0	59.1	52	24	18	4	2	13	51	5	7.7	.233
	CINCINNATI	1-2	2.70	4	4	0	0	0	20.0	19	6	6	0	4	11	14	1	6.3	.253
2018	Louisville	2-1	2.73	5	5	0	0	0	29.2	22	9	9	4	1	11	20	3	6.1	.206
	CINCINNATI	7-9	4.98	23	23	0	0	0	112.0	125	68	62	22	3	53	110	1	8.8	.283
2019	Louisville	1-2	4.00	3	3	0	0	0	9.0	8	4	4	0	1	3	13	0	13.0	.242
	CINCINNATI	3-12	5.14	25	25	0	0	0	129.2	136	82	74	25	6	34	129	2	9.0	.266
2020	CINCINNATI	2-2	3.59	10	9	0	0	0	47.2	34	21	19	6	4	21	60	2	11.3	.198
2021	CINCINNATI	13-6	3.75	33	33	0	0	0	180.0	158	78	75	24	10	64	210	4	10.5	.234
2022	CINCINNATI	5-7	4.40	19	19	0	0	0	104.1	91	53	51	12	2	39	114	3	9.8	.232
	MINNESOTA	1-1	4.41	4	4	0	0	0	16.1	13	8	8	4	0	4	12	0	6.6	.220
Minor League Totals		46-31	2.87	113	104	4	4	0	596.2	532	136	190	43	30	129	548	22	8.3	.238
American League Totals		1-1	4.41	4	4	0	0	0	16.1	13	8	8	4	0	4	12	0	6.6	.220
National League Totals		31-38	4.35	114	113	0	0	0	593.2	563	308	287	89	29	222	637	13	9.7	.248
Major League Totals		32-39	4.35	118	117	0	0	0	610.0	576	316	295	93	29	226	649	13	9.6	.248

MAHLE'S GAME LOGS																				
DATE	OPP	W	L	SV	SVO	HLD	ERA	GS	CG	IP	H	R	ER	HR	BB	IBB	HB	SO	AVG	#PIT
4/7	@ATL	1	0	0	0	0	0.00	1	0	5.0	3	1	0	0	2	0	0	7	.167	84
4/12	CLE	0	0	0	0	0	4.00	1	0	4.0	5	4	4	0	2	0	0	4	.242	81
4/17	@LAD	0	1	0	0	0	7.82	1	0	3.2	7	7	7	0	2	0	0	5	.294	73
4/23	STL	0	1	0	0	0	6.88	1	0	4.1	5	2	2	0	3	0	0	3	.290	88
4/28	SD	0	1	0	0	0	6.45	1	0	5.1	6	3	3	0	2	0	0	5	.289	89
APRIL TOTALS		1	3	0	0	0	6.45	5	0	22.1	26	17	16	0	11	0	0	24	.289	415
5/3	@MIL	0	1	0	0	0	7.01	1	0	3.1	4	5	4	1	3	0	0	2	.286	92
5/8	PIT	0	0	0	0	0	6.46	1	0	5.0	1	2	2	1	3	0	0	6	.256	106
5/13	@PIT	1	0	0	0	0	5.89	1	0	6.0	5	2	2	1	1	0	0	8	.250	102
5/19	@CLE	0	0	0	0	0	5.23	1	0	6.1	2	1	1	0	2	0	0	4	.232	105
5/24	CHC	0	1	0	0	0	6.32	1	0	4.0	9	8	8	2	3	0	0	6	.254	103
5/29	SF	0	0	0	0	0	5.53	1	0	6.2	1	0	0	0	3	0	1	8	.233	104
MAY TOTALS		1	2	0	0	0	4.88	6	0	31.1	22	18	17	5	15	0	1	34	.190	612
6/4	WAS	0	0	0	0	0	5.43	1	0	6.0	7	3	3	1	2	0	0	6	.240	104
6/9	ARI	0	0	0	0	0	5.07	1	0	6.0	5	1	1	1	2	0	0	10	.238	105
6/14	@ARI	0	0	0	0	0	4.46	1	0	9.0	3	0	0	0	0	0	0	12	.223	119
6/21	LAD	0	1	0	0	0	4.57	1	0	6.0	12	4	4	1	1	0	0	4	.243	111
6/26	@SF	1	0	0	0	0	4.53	1	0	6.2	4	3	3	1	1	0	0	7	.237	97
JUNE TOTALS		1	1	0	0	0	2.94	5	0	33.2	31	11	11	4	6	0	0	39	.244	536
7/2	ATL	0	1	0	0	0	4.48	1	0	5.0	5	2	2	1	4	0	1	5	.239	110
7/24	STL	1	0	0	0	0	4.48	1	0	6.0	2	3	3	2	3	0	0	5	.232	79
7/30	BAL	1	0	0	0	0	4.40	1	0	6.0	5	2	2	0	0	0	0	7	.232	98
Traded from Cincinnati to Minnesota on August 2																				
JULY TOTALS		2	1	0	0	0	3.71	3	0	17.0	12	7	7	3	7	0	1	17	.200	287
CINCINNATI TOTALS		5	7	0	0	0	4.40	19	0	104.1	91	53	51	12	39	0	2	114	.232	1850
8/5	TOR	0	0	0	0	0	4.49	1	0	6.0	5	4	4	3	1	0	0	5	.232	86
8/12	@LAA	1	0	0	0	0	4.26	1	0	6.0	3	0	0	0	2	0	0	6	.228	86
8/17	KC	0	0	0	0	0	4.17	1	0	2.1	0	0	0	0	1	0	0	1	.224	42
AUGUST TOTALS		1	0	0	0	0	2.51	3	0	14.1	8	4	4	3	4	0	0	12	.167	214
9/3	@CWS	0	1	0	0	0	4.40	1	0	2.0	5	4	4	1	0	0	0	0	.230	37
SEPTEMBER TOTALS		0	1	0	0	0	18.00	1	0	2.0	5	4	4	1	0	0	0	0	.455	37
MINNESOTA TOTALS		1	1	0	0	0	4.41	4	0	16.1	13	8	8	4	4	0	0	12	.220	251



58 TREVOR MEGILL



RIGHT-HANDED PITCHER

H/W: 6-8/252 B/T: L/R
Age: 28
Born: 12/5/1993 in Long Beach, CA
Resides: Seal Beach, CA

Acquired: Claimed off Waivers from CHC, 11/30/21
M.L. Service: 1 year, 74 days
Contract Status: Signed thru 2022

PERSONAL: Trevor J. Megill (pronounced meh-GILL)...Twitter: @TrevorMegill...Instagram: @trevormegill...has a dog named Blue...graduated from Bixby Charter School (CA)...brother, Tylor, is a pitcher in the New York-NL system...his sister, Ryleigh, was on the USC crew team...attended Loyola Marymount University in Los Angeles, California...named honorable mention All-WCC and All-Freshman team in 2012 before taking home honorable mention honors in 2015.

CAREER HIGHLIGHTS: Twins are third organization (San Diego - 2015-19 & Chicago-NL - 2021)...made major league debut on April 26, 2021 at Atlanta...earned first major league win on September 3, 2021 vs. Pittsburgh.

POSTSEASON CAREER: Has never appeared at major league level.

2022:

- ☛ Claimed off waivers from Chicago-NL on November 30, 2021.
- ☛ Was not tendered a contract and signed with the Twins on a minor league free agent contract with an invite to spring training...reassigned to minor league camp from Twins spring training on March 30.
- ☛ Appeared in nine games for the Triple-A St. Paul from April 5-15, going 0-2, 3.27 ERA (11.0 IP, 4 ER) with two saves, four walks and 15 strikeouts.
- ☛ Had contract selected by Minnesota on May 21.
- ☛ Struck out 22 total batters in first 13 appearances with Twins from May 22-July 14, including a season-high four in 1.1 innings pitched on May 30 at Detroit.
- ☛ Posted a season-long 10.0-inning scoreless streak for the Twins from July 9-August 2.
- ☛ Placed on Restricted List while the team traveled to Toronto from June 3-6.
- ☛ Placed on 15-day Injured List with right shoulder impingement on June 19...pitched in one game with the Saints on rehab assignment and reinstated on July 4.
- ☛ Went 2-1, 2.25 ERA (20.0 IP, 5 ER) with a .186 opponent batting average in 14 games pre-All-Star break, compared to 1-2, 6.05 ERA (19.1 IP, 13 ER) in 19 games post-All-Star break.
- ☛ Held left-handed batters to a .250 opponent batting average, compared to .307 vs. right-handed batters.
- ☛ Placed on 15-day Injured List on October 3 with a left oblique strain with two games remaining, ending his season.
- ☛ Allowed just four of 16 inherited runners to score for a 25.0 IRS percentage, third-best on the club.
- ☛ Ranked sixth on staff in games (39) and fifth in strikeouts-per-9.0 IP (9.8).

PROFESSIONAL: Originally selected by St. Louis in the third round of 2014 First-Year Player Draft but did not sign, remaining at Loyola Marymount University...selected by San Diego in the seventh round of the 2015 First-Year Player Draft; signed by scout Brent Mayne...selected by Chicago-NL in the major league phase of the Rule 5 Draft on December 12, 2019...claimed off waivers by Minnesota on November 30, 2021...was non-tendered by the Twins that same day and signed minor league contract with Triple-A St. Paul.

CAREER HIGHS

IP: 2.2, 5/27/22 vs. KC
SO: 4, 2x, last 8/27/22 vs. SF
Walks: 2, 3x, last 9/23/22 vs. LAA
CG: --
Low-Hit CG: --
Win-Streak: 3, 5/28-8/6/22



MEGILL'S CAREER FIELDING RECORD

POSITION	PCT	G	PO	A	E	TC	DP	PB
Pitcher	.700	67	1	6	3	10	1	—

MEGILL'S PROFESSIONAL INJURED LIST HISTORY

DATES	INJURY	LEVEL
October 3-end of 2022 season	Left Oblique Strain	Minnesota
September 17-20, 2022	COVID IL	Minnesota
June 19-July 4, 2022	Right Shoulder Impingement	Minnesota
April 30-June 2, 2021	Right Elbow Strain	Chicago-NL
April 13-May 13, 2019	Right Elbow Inflammation	Double-A Amarillo
May 30-August 4, 2018	Left Oblique Strain	Double-A San Antonio
June 27-end of 2016 season	Right Elbow Strain	Low-A Fort Wayne

MEGILL'S PLAYING RECORD

YEAR	CLUB	W-L	ERA	G	GS	CG	SHO	SV	IP	H	R	ER	HR	HB	BB	SO	WP	K/9	BAA
2015	AZL Padres	0-0	3.97	7	0	0	0	0	11.1	13	6	5	1	0	3	16	2	12.7	.289
	Tri-City	2-0	2.70	10	0	0	0	1	20.0	14	6	6	4	0	8	27	4	12.2	.187
2016																			
INJURED - DID NOT PITCH																			
2017	AZL Padres 1	1-0	2.84	3	0	0	0	0	6.1	4	2	2	0	0	3	6	0	8.5	.174
	Tri-City	3-0	0.98	16	0	0	0	2	18.1	10	2	2	0	0	2	35	4	17.2	.149
	Lake Elsinore	1-0	13.50	2	0	0	0	0	2.2	5	4	4	0	0	2	3	1	10.1	.385
2018	AZL Padres 2	0-0	9.00	1	0	0	0	0	1.0	2	1	1	0	0	0	1	0	9.0	.500
	Lake Elsinore	1-1	3.20	13	0	0	0	1	19.2	13	7	7	3	2	1	32	2	14.6	.186
	San Antonio	1-0	3.18	11	0	0	0	0	17.0	16	6	6	2	0	7	9	0	4.8	.254
2019	Lake Elsinore	0-0	0.00	3	0	0	0	0	4.0	2	0	0	0	0	1	8	0	18.0	.143
	Amarillo	0-0	1.42	4	0	0	0	0	6.1	5	1	1	0	1	2	8	0	11.4	.227
	El Paso	2-2	4.47	32	0	0	0	6	50.1	56	28	25	5	1	19	71	6	12.7	.284
2020																			
SPENT SEASON AT CHICAGO-NL ALTERNATE TRAINING SITE																			
2021	Iowa	0-0	5.14	12	0	0	0	1	14.0	12	8	8	2	1	8	20	4	12.9	.222
	CHICAGO-NL	1-2	8.37	28	0	0	0	0	23.2	36	24	22	7	1	8	30	5	11.4	.343
2022	St. Paul	0-2	3.00	10	0	0	0	2	12.0	11	6	4	2	0	4	16	2	12.0	.282
	MINNESOTA	4-3	4.80	39	0	0	0	0	45.0	50	29	24	4	1	17	49	2	9.8	.282
Minor League Totals		11-5	3.49	124	0	0	0	13	183.0	163	77	71	19	5	60	252	25	12.4	.238
Major League Totals		5-5	6.03	67	0	0	0	0	68.2	86	53	45	11	2	25	79	7	10.4	.305

MEGILL'S GAME LOGS

DATE	OPP.	W	L	SV	SVO	HLD	ERA	GS	CG	IP	H	R	ER	HR	BB	IBB	HB	SO	AVG	#PIT
5/22	@KC	0	0	0	0	0	0.00	0	0	1.2	1	0	0	0	0	0	0	2	.143	31
5/25	DET	0	1	0	0	0	3.38	0	0	1.0	1	2	1	1	0	0	0	1	.182	8
5/27	KC	1	0	0	0	0	1.69	0	0	2.2	2	0	0	0	1	0	0	2	.211	26
5/30	@DET	0	0	0	0	0	1.35	0	0	1.1	1	1	0	0	2	0	0	4	.208	34
MAY TOTALS		1	1	0	0	0	1.35	0	0	6.2	5	3	1	1	3	0	0	9	.208	99
6/1	@DET	0	0	0	0	0	1.04	0	0	2.0	0	0	0	0	0	0	0	3	.167	20
6/7	NYG	0	0	0	0	0	2.53	0	0	2.0	3	2	2	0	1	0	0	1	.205	38
6/11	TB	1	0	0	0	0	2.31	0	0	1.0	1	0	0	0	0	0	0	1	.214	16
6/14	@SEA	0	0	0	0	0	2.08	0	0	1.1	0	0	0	0	1	0	0	1	.196	14
JUNE TOTALS		1	0	0	0	0	2.84	0	0	6.1	4	2	2	0	2	0	0	6	.182	88
7/5	@CWS	0	0	0	0	0	2.03	0	0	0.1	0	0	0	0	0	0	0	0	.191	2
7/6	@CWS	0	0	0	1	0	3.14	0	0	1.0	2	2	2	1	0	0	0	2	.212	22
7/9	@TEX	0	0	0	0	0	2.76	0	0	2.0	0	0	0	0	0	0	0	3	.190	22
7/12	MIL	0	0	0	0	0	2.50	0	0	1.2	2	1	0	0	0	0	0	1	.203	33
7/14	CWS	0	0	0	0	0	2.33	0	0	1.1	0	0	0	0	0	0	0	1	.191	10
7/16	CWS	0	0	0	0	1	2.25	0	0	0.2	0	0	0	0	1	0	0	0	.186	12
7/23	@DET	0	0	0	0	0	2.21	0	0	0.1	0	0	0	0	1	0	0	0	.183	7
7/27	@MIL	0	0	0	0	0	2.11	0	0	1.0	0	0	0	0	0	0	0	1	.176	10
7/30	@SD	0	0	0	0	1	2.08	0	0	0.1	2	0	0	0	0	0	0	0	.195	7
7/31	@SD	0	0	0	0	0	1.99	0	0	1.0	1	0	0	0	0	0	0	0	.195	23
JULY TOTALS		0	0	0	1	1	1.86	0	0	9.2	7	3	2	1	2	0	0	8	.194	148
8/2	DET	0	0	0	0	0	1.93	0	0	0.2	1	0	0	0	0	0	0	0	.200	8
8/4	TOR	0	0	0	0	0	2.92	0	0	1.1	4	3	3	0	0	0	0	2	.226	29
8/6	TOR	1	0	0	0	0	2.81	0	0	1.0	0	0	0	0	0	0	0	0	.219	12
8/9	@LAD	0	0	0	0	0	3.33	0	0	1.1	3	2	2	0	1	0	0	2	.233	35
8/14	@LAA	0	0	0	0	0	3.10	0	0	2.0	1	0	0	0	2	0	0	1	.229	26
8/17	KC	0	0	0	0	0	3.00	0	0	1.0	0	0	0	0	0	0	0	1	.223	13
8/19	TEX	0	0	0	0	1	2.90	0	0	1.0	1	0	0	0	1	0	0	1	.224	24
8/21	TEX	0	0	0	0	0	3.13	0	0	0.2	3	2	1	0	0	0	0	1	.242	15
8/23	@HOU	0	0	0	0	0	3.31	0	0	1.0	1	1	1	1	0	0	0	1	.244	8
8/25	@HOU	0	0	0	0	0	3.48	0	0	1.0	1	1	1	0	1	0	0	3	.244	23
8/27	SF	0	0	0	0	0	3.53	0	0	2.0	3	1	1	0	0	0	0	4	.252	35
8/30	BOS	0	0	0	0	0	3.68	0	0	1.0	1	1	1	0	1	0	0	2	.252	23
8/31	BOS	0	0	0	0	0	3.58	0	0	1.0	2	0	0	0	0	0	0	0	.257	14
AUGUST TOTALS		1	0	0	0	1	6.00	0	0	15.0	21	11	10	1	6	0	1	18	.339	265
9/5	@NYY	0	1	0	0	0	3.96	0	0	1.0	2	2	2	1	1	0	0	0	.264	26
9/7	@NYY	0	1	0	1	0	4.12	0	0	0.2	3	2	1	0	0	0	0	1	.275	20
9/10	CLE	0	0	0	0	0	3.98	0	0	1.1	1	0	0	0	0	0	0	2	.272	20
9/15	KC	1	0	0	0	0	3.89	0	0	1.0	0	0	0	0	0	0	0	1	.267	14
9/20	@KC	0	0	0	0	0	3.80	0	0	1.0	1	0	0	0	0	0	0	1	.268	17
9/23	LAA	0	0	0	0	0	3.92	0	0	1.0	0	1	1	0	2	0	0	1	.263	28
9/25	LAA	0	0	0	0	0	4.91	0	0	0.1	6	5	5	0	0	0	0	1	.287	32
9/29	CWS	0	0	0	0	0	4.80	0	0	1.0	0	0	0	0	1	0	0	1	.282	17
10/2	@DET	0	0	0	0	0	4.80	0	0	0.0	0	0	0	0	0	0	0	0	.282	0
SEPT/OCT TOTALS		1	2	0	1	0	11.05	0	0	7.1	13	10	9	1	4	0	0	8	.394	174



64 JOSE MIRANDA



INFIELDER

H/W: 6-2/221 B/T: R/R
Age: 24
Born: 6/29/1998 in Vega Alta, PR
Resides: Vega Alta, PR

Acquired: Lottery Round 8 (73rd overall), 2016 MLB Draft
M.L. Service: 157 days
Contract Status: Signed thru 2022

PERSONAL: Jose Francisco Miranda Palacios...ranked as the 113th-best prospect from Puerto Rico in the draft by *Baseball America*...was a member of the Team Puerto Rico squad that won a gold medal at the U14 World Championships and a gold medal at the U16 World Championships...won back-to-back MVP awards as a member of the USSSA Elite World Series Championship teams...recognized as the Rookie of the Year at the Liga de Béisbol Juvenil Double-A de Puerto Rico (Double-A Youth Baseball League of Puerto Rico) in 2014...in 2015, was named the champion bat at the Double-A Youth League with a batting average of .664...cousin of "Hamilton" creator Lin-Manuel Miranda.

CAREER HIGHLIGHTS: Named AL Rookie of the Month in July of 2022...major league debut on May 2, 2022 at Baltimore...first major league hit on May 3, 2022 at Baltimore, doubling off Bruce Zimmermann...first major league home run on May 6, 2022 vs. Oakland, off Zach Logue...ranked as third-best prospect (95th in baseball) in Twins organization per MLB.com entering 2022...also ranked as 90th-best prospect in baseball per *Baseball America*...named winner of 2021 Sherry Robertson Award as Twins Minor League Player of the Year...hit 30 home runs in 2021, tops among Twins minor leaguers; first Twins minor leaguer to hit 30 since Daniel Palka in 2016 (34 HR)...also became first Twins minor leaguer with at least 30 doubles and 30 homers since Adam Brett Walker (31 2B, 31 HR) in 2015...was a 2021 *Baseball America* Minor League All-Star...named MiLB.com organization All-Star in 2017 and 2018...was Appalachian League Postseason All-Star in 2017.

2022:

- Was in Twins spring training for second-straight season after being added to 40-man roster in November of 2021...optioned to Triple-A St. Paul on March 30.
- Played in 21 games for the Saints from April 5-30, hitting .256 (22-for-86) with a .737 OPS...hit .300 (15-for-50) with an .871 OPS in his final 13 games prior to recall.
- Recalled by Minnesota on May 2 (Miguel Sanó - IL).
- Made major league debut on May 2 at Baltimore, going 0-for-4, starting at third base and batting sixth.
- Recorded first major league hit on May 3 at Baltimore, doubling off Bruce Zimmermann; also recorded first career RBI on the play.
- Hit first career home run on May 6 vs. Oakland, a solo shot off Zach Logue.
- Hit just .164 (11-for-67) with a .484 OPS in first career 19 games and was optioned back to St. Paul on May 29 but did not play for Saints, because he was recalled by Minnesota the next day when Royce Lewis landed on the Injured List...Miranda stayed with Twins the rest of season and hit .286 (108-for-377) with a .797 OPS in 106 games for Twins to finish season.
- Had first career two-homer game on June 3 at Toronto.
- Recorded first career walk-off with a ninth-inning single on July 13 vs. Milwaukee, off Josh Hader.
- Recorded three consecutive three-hit games from July 24-27...the first Twins rookie with a streak of three-or-more games with three-plus hits since Danny Valencia did it in four straight from July 24-27, 2010 (3, 3, 4, 4).
- Named American League Rookie of the Month for July, hitting .353/.405/.603 with 13 runs scored, 24 hits, two doubles, five home runs and 19 RBI over 20 games played...he hit .426 with 20 hits during a 13-game span from July 5-27, scoring 10 runs with six extra-base hits and 15 RBI during the stretch.
- Among AL players in July, he finished fifth in batting average, tied for fifth in RBI, eighth in OPS, ninth in slugging and 12th in on-base percentage...his .353 average in July was the second highest for a Twins rookie in July, trailing only Tony Oliva's 1964 July average of .357...he became the first Twins rookie with a July OPS over 1.000 in club history (minimum 70 PA)...marked just the 10th time in club history for a rookie to have OPS over 1.000 in any month (minimum 70 PA): Kent Hrbek (April of 1982 - 1.102), Rich Rollins (April of 1962 - 1.059), Tony Oliva (May of 1964 - 1.136), Jimmie Hall (June of 1963 - 1.042), Hall (August of 1963 - 1.114), Matt Lawton (August of 1996 - 1.016), Miguel Sanó (August of 2015 - 1.006), Chris Parmelee (September of 2011 - 1.035) and Dave Engle (September of 1981 - 1.002).
- Recorded first career stolen base on August 3 vs. Detroit, off Tucker Barnhart and Derek Law.
- Had dinner with famed cousin Lin-Manuel Miranda and family members after game was postponed on September 6 at New York-AL...homered the next day in game one of the doubleheader at Yankee Stadium.
- Recorded multiple hits in four-straight games (3, 2, 3, 2) from September 24-28, tied for longest streak by a Twin on season.
- Hit .275 (36-for-131) with nine home runs and an .821 OPS vs. left-handed pitching, compared to .265 (83-for-313) with six home runs and a .721 OPS vs. right-handed pitching for Twins.

CAREER HIGHS

Hits: 3, 9x, last 9/27/22 vs. CWS

RBI: 3, 6x, last 8/1/22 vs. DET

HR: 2, 6/3/22 at TOR

GS: -

SB: 1, 8/3/22 vs. DET

Hit-Streak: 7, 6/27-7/2/22

WALK-OFF HITS / PA

7/2/22 vs. BAL (1B)

7/13/22 vs. MIL (HR)

MULTI-HR GAMES

6/3/22 at TOR



- Played 77 games (69 starts) at first base and 34 games (27 starts) at third base....made just three errors at each position, posting a .994 fielding percentage at first base and a .951 fielding percentage at third base.
- Ranked third among AL rookies in batting average (.268), RBI (66), OPS+ (115.0) and on-base percentage (.325), fourth in slugging percentage (.426), and fifth in home runs (15), walks (28), and hits (119) — minimum 400 at-bats.
- One of four rookies in club history (since 1961) with at least 100 hits, 25 doubles, 15 home runs, 60 RBI and 25 walks in their rookie season, joining Tony Oliva (1964), Gary Gaetti (1982) and Marty Cordova (1995).
- Led Twins in RBI with 66, becoming third rookie in club history to lead team in RBI, joining Bobby Darwin (80 in 1972) and Kent Hrbek (92 in 1982)...he also finished ninth in club history for RBI among rookies.
- Finished tied for 11th in club history in home runs for a rookie with 11....most since Max Kepler hit 17 in 2016.
- Named to MLB.com/MLB Pipeline's 2022 All-Rookie Second Team.

PROFESSIONAL: Selected by the Twins in Lottery Round B (73rd overall) of 2016 First-Year Player Draft out of Leadership Christian Academy in Puerto Rico; signed by scout Freddie Thon.

MIRANDA'S PLAYING RECORD																			
YEAR	CLUB	AVG	G	AB	R	H	2B	3B	HR	RBI	SH	SF	HBP	BB	SO	SB	CS	OBP	OPS
2016	GCL Twins	.227	55	185	14	42	7	1	1	20	2	3	4	19	36	4	5	.308	.600
2017	Elizabethton	.283	54	223	43	63	8	2	11	43	0	3	5	16	24	2	3	.340	.824
2018	Cedar Rapids	.277	204	401	52	111	22	1	13	72	0	6	6	26	51	0	1	.326	.760
	Fort Myers	.216	27	102	9	22	5	0	3	10	0	0	6	5	11	0	2	.292	.645
2019	Fort Myers	.248	118	440	48	109	25	1	8	55	0	4	10	24	54	0	0	.299	.663
	Pensacola	.600	1	1	5	1	3	1	0	0	0	0	0	0	0	0	0	.600	1.400
2020	NO SEASON - DID NOT PLAY																		
2021	Wichita	.345	47	194	36	67	8	0	13	38	0	2	5	17	25	4	2	.408	.996
	St. Paul	.343	80	341	61	117	24	0	17	56	0	1	6	25	49	0	2	.397	.960
2022	St. Paul	.256	21	86	19	22	19	9	2	12	0	3	1	5	14	9	9	.295	.737
	MINNESOTA	.268	125	444	45	119	25	0	15	66	0	1	10	28	91	1	1	.325	.751
Minor League Totals		.281	507	1977	274	556	110	5	68	306	2	22	43	137	264	10	15	.338	.783
Major League Totals		.268	125	444	45	119	25	0	15	66	0	1	10	28	91	1	1	.325	.751

MIRANDA'S CAREER FIELDING RECORD								
POSITION	PCT	G	PO	A	E	TC	DP	PB
Third Base	.994	77	504	27	3	534	45	—
First Base	.951	34	18	400	3	61	6	—
Totals	.990	111	522	427	6	595	51	—

MIRANDA'S PROFESSIONAL INJURED LIST HISTORY		
DATES	INJURY	LEVEL
None.....		



71 JOVANI MORAN



LEFT-HANDED PITCHER

H/W: 6-1/201 B/T: L/L
Age: 25
Born: 4/24/1997 in Mayaguez, PR
Resides: Sabana Grande, PR

Acquired: 7th RD, 2015 MLB Draft
M.L. Service: 124 days
Contract Status: Signed thru 2022

PERSONAL: Jovani Moran Moreno (joe-vah-nee mo-ran)...Twitter: @JovaniPG...Instagram: @jmoran4240... was rated as the second-best prospect out of Puerto Rico, and the 300th overall prospect, by *Baseball America* entering the 2015 Draft...attended the Carlos Beltrán Baseball Academy in Puerto Rico and was recruited to play at the University of South Florida...has a cat...his favorite Puerto Rican foods are rice, pigeon beans and pork...if he wasn't a baseball player, would have become an electrical mechanic.

CAREER HIGHLIGHTS: Earned first career save on June 5, 2022 at Toronto...posted 11.95 K/9.0 IP ratio, setting a Twins rookie record, also 11th best in club history among all pitchers...ranked as 24th-best prospect in Twins system by MLB.com, entering 2022...made major league debut on September 12, 2021 vs. Kansas City, tossing 1.1 scoreless innings (2 H, 2 BB, 2 K)...entered in the fifth and fanned Nicky Lopez for his first career strikeout.

POSTSEASON CAREER: Has not appeared at major league level.

2022:

- Was in Twins spring training for first time in career and optioned to Triple-A St. Paul on April 3.
- Began season with Saints and struck out 14 batters in 7.1 innings pitched over first six appearances from April 6-28.
- Recalled by Minnesota on May 2, one of five different stints with the Twins during season.
- 12 of his first 15 appearances with Minnesota were scoreless from May 4-July 17, posing a 0.96 ERA (18.2 IP, 2 ER) in that span...each of his first six appearances were scoreless with Twins from May 4-June 6 (6.2 IP).
- Earned first career save on June 5 at Toronto, pitching 0.1 innings in a Twins 8-6 victory.
- Set season-high in innings pitched (3.0) and strikeouts (5) on August 31 vs. Boston.
- Struck out at least one batter in 24 of 31 games and multiple batters in 18 games with Twins.
- Did not allow a home run on season (40.2 IP)...yet to allow a home run in career (36 games, 48.2 IP).
- Posted a 49.7% whiff rate on his changeup, while holding opponents to a .101 batting average on that pitch.
- Posted a 11.95 strikeouts-per-9.0 innings pitched ratio, ranking 14th among AL relievers...that figure also set a Twins rookie record and 11th-best in club history among all relievers.
- Combined to go 1-3, 3.62 ERA (64.2 IP, 26 ER) with 32 walks, 97 strikeouts, a .208 opponent batting average and a .603 opponent OPS in 51 games between St. Paul and Minnesota.

PROFESSIONAL: Selected by the Twins in the seventh round of the 2015 First-Year Player Draft out of the Carlos Beltrán Baseball Academy in Puerto Rico; signed by scout Freddie Thon.

CAREER HIGHS

IP: 3.0, 8/31/22 vs. BOS
Walks: 4, 9/18/21 at TOR
SO: 5, 8/31/22 vs. BOS
CG: --
Low-Hit CG: --
Win-Streak: --



MORAN'S CAREER FIELDING RECORD

POSITION	PCT	G	PO	A	E	TC	DP	PB
Pitcher	1.000	36	0	5	0	5	0	—

MORAN'S PROFESSIONAL INJURED LIST HISTORY

DATES	INJURY	LEVEL
May 27-July 15, 2019	Left Shoulder Impingement	Double-A Pensacola
May 6-22, 2019	Right Hamstring Strain	Double-A Pensacola
June 24-October 4, 2016	Left Elbow Surgery	GCL Twins

MORAN'S PITCHING RECORD																			
YEAR	CLUB	W-L	ERA	G	GS	CG	SH	SV	IP	H	R	ER	HR	HB	BB	SO	WP	K/9	BAA
2015	GCL Twins	0-2	4.12	6	6	0	0	0	19.2	16	9	9	0	1	9	17	2	7.8	.219
2016	DID NOT PLAY - INJURED (left elbow surgery)																		
2017	Elizabethhton	3-1	0.36	11	0	0	0	0	24.2	12	2	1	1	0	6	45	4	16.4	.145
2018	Cedar Rapids	3-2	2.03	22	1	0	0	4	44.1	25	11	10	1	1	27	70	6	14.2	.169
	Fort Myers	6-1	2.56	15	0	0	0	4	31.2	20	10	9	1	3	8	37	2	10.5	.179
2019	GCL Twins	0-0	0.00	3	0	0	0	0	3.1	2	0	0	0	0	2	5	2	14.0	.167
	Pensacola	2-2	4.98	20	0	0	0	0	34.1	27	19	19	3	4	23	50	4	13.1	.220
2020	NO SEASON - DID NOT PLAY																		
2021	Wichita	2-1	1.91	20	0	0	0	2	37.2	14	8	8	3	0	14	64	1	15.3	.112
	St. Paul	2-1	3.03	15	0	0	0	1	29.2	14	11	10	3	3	18	45	2	13.7	.140
	MINNESOTA	0-0	7.88	5	0	0	0	0	8.0	9	7	7	0	0	7	10	1	11.3	.290
2022	St. Paul	1-2	6.00	20	0	0	0	0	24.0	25	16	16	2	2	14	43	5	16.1	.260
	MINNESOTA	0-1	2.21	31	0	0	0	1	40.2	25	11	10	0	0	18	54	2	11.9	.172
Minor League Totals		19-12	2.96	132	7	0	0	11	249.1	155	86	82	14	14	121	376	26	13.6	.178
Major League Totals		0-1	3.14	36	0	0	0	1	48.2	34	18	17	0	0	25	64	3	11.8	.193

MORAN'S GAME LOGS																				
DATE	OPP.	W	L	SV	SVO	HLD	ERA	GS	CG	IP	H	R	ER	HR	BB	IBB	HB	SO	AVG	#PIT
5/4	@BAL	0	0	0	0	0	0.00	0	0	2.0	0	0	0	0	0	0	0	4	.000	25
5/5	@BAL	0	0	0	0	0	0.00	0	0	0.2	1	0	0	0	0	0	0	1	.111	10
5/28	KC	0	0	0	0	0	0.00	0	0	1.2	1	0	0	0	1	0	0	2	.133	34
5/31	@DET	0	0	0	0	0	0.00	0	0	1.0	0	0	0	0	0	0	0	2	.111	12
MAY TOTALS		0	0	0	0	0	0.00	0	0	5.1	2	0	0	0	1	0	0	9	.111	81
6/3	@TOR	0	0	0	0	0	0.00	0	0	1.0	0	0	0	0	2	0	0	3	.095	27
6/5	@TOR	0	0	1	1	0	0.00	0	0	0.1	1	0	0	0	0	0	0	0	.130	5
6/9	NYN	0	0	0	0	0	1.08	0	0	1.2	2	1	1	0	3	0	0	1	.172	36
6/14	@SEA	0	0	0	0	0	1.74	0	0	2.0	1	1	1	0	1	0	0	2	.167	34
6/28	@CLE	0	0	0	0	0	1.46	0	0	2.0	0	0	0	0	0	0	0	2	.143	34
6/30	@CLE	0	0	0	0	0	1.32	0	0	1.1	0	0	0	0	1	0	0	3	.128	20
JUNE TOTALS		0	0	1	1	0	2.16	0	0	8.1	4	2	2	0	7	0	0	11	.138	156
7/3	BAL	0	0	0	0	0	1.23	0	0	1.0	0	0	0	0	1	0	0	2	.120	18
7/6	@CWS	0	1	0	0	0	1.23	0	0	0.0	1	1	0	0	1	0	0	0	.137	8
7/12	MIL	0	0	0	0	0	1.13	0	0	1.1	1	0	0	0	0	0	0	1	.143	22
7/15	CWS	0	0	0	0	0	1.00	0	0	2.0	0	0	0	0	0	0	0	4	.129	26
7/17	CWS	0	0	0	0	0	0.96	0	0	0.2	0	0	0	0	1	0	0	1	.125	10
7/23	@DET	0	0	0	0	0	2.33	0	0	0.2	2	3	3	0	2	0	0	0	.147	28
7/27	@MIL	0	0	0	0	0	2.21	0	0	1.0	1	0	0	0	1	0	0	0	.153	21
7/29	@SD	0	0	0	0	0	2.08	0	0	1.1	1	0	0	0	1	0	0	2	.156	25
7/31	@SD	0	0	0	0	0	1.99	0	0	1.0	0	0	0	0	0	0	0	1	.150	16
JULY TOTALS		0	1	0	0	0	3.00	0	0	9.0	6	4	3	0	7	0	0	11	.182	174
8/2	DET	0	0	0	0	0	1.93	0	0	0.2	1	0	0	0	0	0	0	0	.157	10
8/31	BOS	0	0	0	0	0	2.05	0	0	3.0	3	1	1	0	0	0	0	5	.168	52
AUGUST TOTALS		0	0	0	0	0	2.45	0	0	3.2	4	1	1	0	0	0	0	5	.267	62
9/7	@NYN	0	0	0	0	0	1.91	0	0	2.0	1	0	0	0	1	0	0	2	.168	29
9/9	CLE	0	0	0	0	0	1.84	0	0	1.0	2	0	0	0	0	0	0	2	.179	17
9/13	KC	0	0	0	0	0	2.59	0	0	2.0	2	3	3	0	2	0	0	4	.186	40
9/17	@CLE	0	0	0	0	0	2.48	0	0	1.1	0	0	0	0	0	0	0	1	.179	15
9/18	@CLE	0	0	0	0	1	2.45	0	0	0.1	0	0	0	0	0	0	0	0	.178	5
9/22	@KC	0	0	0	0	0	2.57	0	0	2.0	4	1	1	0	0	0	0	2	.195	31
9/25	LAA	0	0	0	0	0	2.52	0	0	0.2	0	0	0	0	0	0	0	0	.192	6
9/28	CWS	0	0	0	0	1	2.45	0	0	1.0	0	0	0	0	0	0	0	2	.188	12
9/30	@DET	0	0	0	0	0	2.33	0	0	2.0	0	0	0	0	0	0	0	2	.180	23
10/4	@CWS	0	0	0	0	0	2.21	0	0	2.0	0	0	0	0	0	0	0	3	.172	21
SEPT/OCT TOTALS		0	0	0	0	2	2.51	0	0	14.1	9	4	4	0	3	0	0	18	.180	199



16 BAILEY OBER



RIGHT-HANDED PITCHER

H/W: 6-9/248 B/T: R/R
Age: 27
Born: 7/12/1995 in Huntersville, NC
Resides: Denver, CO

Acquired: 12th RD, 2017 MLB Draft
M.L. Service: 1 year, 124 days
Contract Status: Signed thru 2022

PERSONAL: John Bailey Ober (pronounced OH-burr)...Twitter: @baileyOB_17...Instagram: @oberbailey... married to Montana; the couple has a son and a daughter...Bailey and Montana are also expecting twins at the end of 2022...spent prep years at Charlotte Christian School in Charlotte, NC, where he was teammates on the baseball team with the Vikings' Garrett Bradbury and Kansas City Royals pitcher Jackson Kowar... member of North Carolina Independent Schools Athletic Association (NCISAA) state championship teams in 2012 and 2013...named 2013 Collegiate Baseball All-American second-team...named All-NCISAA first team...named Charlotte Area Pitcher of the Year...posted 10-0 record with 0.45 ERA and 99 strikeouts as a senior...led Charlotte Christian School to No. 22 national ranking by Collegiate Baseball in 2013...was 10-1 with a 1.00 ERA as a junior...also played prep basketball...attended College of Charleston from 2014-17, missing the 2015 season recovering from Tommy John surgery on right elbow...compiled a 24-9 record with a 2.91 ERA and 254 strikeouts in 259.2 innings over the course of his collegiate career at the College of Charleston...posted a 7-2 record with a 4.50 ERA and 73 strikeouts in 56.0 innings of work as a redshirt junior in 2017...in his freshman season compiled a 10-3 record with a 1.52 ERA and 85 strikeouts...named 2014 NCBWA National Freshman Pitcher of the Year...was also named the 2014 CAA Rookie of the Year and CAA Tournament Most Outstanding Player while helping the Cougars advance to the Super Regionals for the second time...the 2016 All-CAA Second Team selection is tied for second in the program record book with 24 career victories, and also ranks third in strikeouts, fourth in ERA, seventh in innings pitched and eighth in winning percentage (.727)...debuted in 2021 wearing uniform number 82, switched to 17 for the first part of spring training of 2022, then switched again to 16 when the Twins acquired Chris Archer.

CAREER HIGHLIGHTS: Set career-high with 10 strikeouts on September 27, 2022, first career double-digit strikeout game...at 6-foot-9, is tied with Aaron Slegers for second-tallest player in Twins history, begin Jon Rauch (6-foot-11)...made major league debut on May 18, 2021 vs. Chicago-AL... earned first career win on July 5 vs. Chicago-AL (5.0 IP, 2 H, 0 R/ER, 3 BB, 7 K)...had first career quality start on August 17 vs. Cleveland (6.0 IP, 5 H, 3 R/2 ER, 0 BB, 3 K)...fanned a career-high seven batters thrice — June 11 vs. Houston, July 5 vs. Chicago-AL and August 25 at Boston... allowed three-or-fewer earned runs in 10-straight starts from July 20-September 12, going 1-1 with a 3.24 ERA (50.0 IP, 18 ER), six walks and 50 strikeouts in that span...named 2021 winner of Bill Boni Award for Twins minor league Player of the Year.

POSTSEASON CAREER: Has never appeared at major league level.

2022:

- Made Twins Opening Day roster for first time in career and was club's number three starter on April 10 vs. Seattle, allowing four runs on four hits in 5.0 innings pitched, with two walks and four strikeouts, earning the win in a Twins 10-4 victory.
- Made four starts for Twins from April 10-28, going 1-1, 2.75 ERA (19.2 IP, 6 ER), with five walks and 16 strikeouts before being placed on 10-day Injured List with a right groin strain on April 30.
- Made one start on rehab assignment with Triple-A St. Paul on May 15...returned from rehab assignment and reinstated from IL on May 21.
- Made three more starts for Twins from May 22-June 1, going 0-1, 5.79 ERA (14.0 IP, 9 ER) and was placed on 15-day Injured List with a right groin strain on June 6...transferred to 60-day IL on July 30.
- Made three starts on rehab assignment from September 1-11, two with Low-A Fort Myers and one with St. Paul; reinstated from IL on September 16.
- Made four starts for the Twins after injury to finish the season, going 1-1, 2.01 ERA (22.1 IP, 5 ER) with four walks and 22 strikeouts in those four.
- Set career-high with 10 strikeouts on September 27 vs. Chicago-AL...also set career-high with 7.1 innings pitched, just the third Twins starter to reach the eighth inning on the season (Bundy and Ryan once each).
- Posted a 4.8 walk percentage, ranking in the 91st percentile in baseball...walked just 11 of 227 batters faced.
- Posted a 34.4 chase %, ranking in the 92nd percentile in baseball.
- Held opponents to a .095 batting average on his curveball (102 pitches) and a .188 average on his slider (220 pitches)...posted a 37.0 whiff percentage on slider, fanning hitters 25 times in 71 plate appearances.

PROFESSIONAL: Selected by Twins in 12th round of 2017 First-Year Player Draft; signed by scout Seth Moir...originally selected by Los Angeles-NL in the 23rd round of the 2016 First-Year Player Draft, but elected to return to the College of Charleston for the 2017 season.

CAREER HIGHS

IP: 7.1, 9/27/22 vs. CWS
SO: 10, 7/27/22 vs. CWS
Walks: 3, 7/5/21 vs. CWS
CG: - -
Low-Hit CG: - -
Win-Streak: 1, 5x, last 7/27/22



OBER'S PITCHING RECORD																			
YEAR	CLUB	W-L	ERA	G	GS	CG	SH	SV	IP	H	R	ER	HR	HB	BB	SO	WP	K/9	BAA
2017	Elizabethhton	2-2	3.21	6	4	0	0	0	28.0	24	10	10	2	2	3	35	2	11.3	.229
2018	Cedar Rapids	7-1	3.84	14	14	0	0	0	75.0	71	32	32	7	0	9	88	1	10.6	.249
2019	GCL Twins	1-0	0.00	2	1	0	0	0	9.0	6	2	0	0	1	1	13	1	13.0	.176
	Fort Myers	4-0	0.99	8	8	0	0	0	45.2	39	8	5	1	1	6	53	0	10.4	.231
	Pensacola	3-0	0.38	4	4	0	0	0	24.0	10	2	1	1	0	2	34	0	12.8	.123
2020	DID NOT PLAY - MINOR LEAGUE SEASON CANCELLED																		
2021	St. Paul	1-0	2.81	4	4	0	0	0	16.0	13	5	5	0	0	5	21	0	11.8	.222
	MINNESOTA	3-3	4.19	20	20	0	0	0	92.1	92	45	43	20	1	19	96	1	9.4	.258
2022	Fort Myers	0-0	1.29	2	2	0	0	0	7.0	4	1	1	1	0	1	6	0	7.7	.167
	St. Paul	0-1	4.66	2	2	0	0	0	9.2	5	6	5	2	1	2	13	1	12.1	.147
	MINNESOTA	2-3	3.21	11	11	0	0	0	56.0	48	22	20	4	2	11	51	0	8.2	.227
Minor League Totals		18-4	2.48	42	39	0	0	0	214.1	172	66	59	14	5	29	263	5	11.0	.217
Major League Totals		5-6	3.82	31	31	0	0	0	148.1	140	67	63	24	3	30	147	1	8.9	.247

OBER'S CAREER FIELDING RECORD								
POSITION	PCT	G	PO	A	E	TC	DP	PB
Pitcher	1.000	31	4	10	0	14	1	—

OBER'S BATTING RECORD																
BATTING	AVG	AB	R	H	2B	3B	HR	RBI	SH	SF	HBP	BB	SO	SB	OBP	OPS
Career	.500	2	0	1	0	0	0	0	0	0	0	0	0	0	.500	1.000

OBER'S PROFESSIONAL INJURED LIST HISTORY		
DATES	INJURY	LEVEL
June 6-September 16, 2022	Right Groin Strain	Minnesota
April 30-May 21, 2022.....	Right Groin Strain	Minnesota
September 28-end of 2021 season	Right Hip Strain	Minnesota
September 8-16, 2019	Right Elbow Inflammation.....	Double-A Pensacola
April 29-July 12, 2019	Right Ulnar Nerve Subluxation	High-A Fort Myers.....
July 28-end of 2018 season.....	Right Elbow Strain	Low-A Cedar Rapids.....

OBER'S GAME LOGS																				
DATE	OPP	W	L	SV	SVO	HLD	ERA	GS	CG	IP	H	R	ER	HR	BB	IBB	HB	SO	AVG	#PIT
4/10	SEA	1	0	0	0	0	7.2	1	0	5.0	4	4	4	1	2	0	0	4	.222	79
4/17	@BOS	0	1	0	0	0	3.27	1	0	6.0	4	2	0	0	1	0	0	3	.205	70
4/22	CWS	0	0	0	0	0	2.81	1	0	5.0	5	1	1	1	0	0	0	6	.220	79
4/28	DET	0	0	0	0	0	2.75	1	0	3.2	6	1	1	0	2	0	0	3	.250	73
APRIL TOTALS		1	1	0	0	0	2.75	4	0	19.2	19	8	6	2	5	0	0	16	.250	301
5/22	@KC	0	0	0	0	0	2.55	1	0	5.0	3	1	1	0	1	0	0	4	.237	78
5/27	KC	0	0	0	0	0	3.25	1	0	3.0	5	3	3	0	1	0	0	5	.252	61
MAY TOTALS		0	0	0	0	0	4.50	2	0	8.0	8	4	4	0	2	0	0	9	.258	139
6/1	@DET	0	1	0	0	0	4.01	1	0	6.0	9	5	5	0	0	0	0	4	.273	86
JUNE TOTALS		0	1	0	0	0	7.50	1	0	6.0	9	5	5	0	0	0	0	4	.360	86
9/16	@CLE	0	0	0	0	0	3.49	1	0	5.0	1	0	0	0	1	0	2	5	.250	70
9/21	@KC	0	1	0	0	0	3.71	1	0	5.0	7	3	3	1	1	0	0	3	.259	85
9/27	CWS	1	0	0	0	0	3.18	1	0	7.1	2	0	0	0	1	0	0	10	.238	91
10/3	@CWS	0	0	0	0	0	3.21	1	0	5.0	2	2	2	1	1	0	0	4	.227	82
SEPT/OCT TOTALS		1	1	0	0	0	2.01	4	0	22.1	12	5	5	2	4	0	2	22	.152	328



20 CHRIS PADDAK



RIGHT-HANDED PITCHER

H/W: 6-5/217 B/T: R/R
Age: 26
Born: 1/8/1996 in Austin, TX
Resides: Crowley, TX

Acquired: Trade with SD, 4/7/22
M.L. Service: 4 years
Contract Status: Signed thru 2022

PERSONAL: Christopher Joseph Paddock (pronounced pad-ICK)...Instagram: @paddock29...Padres fans began calling Paddock "the Sheriff" in Spring Training 2019 as an ode to his Texas roots and his cowboy hat and boots he wears on start days...the nickname took off when the Austin, Texas native made his debut with the Padres by starting Game 4 of the '19 season...Padres fans began wearing cowboy hats to his starts and badges with "Paddock's Possea22aqq" inscribed on them...he had 40-plus family members and friends in attendance for his major league debut, and they too donned cowboy hats and boots in lieu of Paddock jerseys, which weren't yet available...had the word "Relentless" stitched on his glove...in an article in 2019, Paddock said "For me, it's just a reminder — what I'm doing, why I'm doing what I'm doing. If I catch myself with a lack of focus, that's just a focal point for me."...Paddock got a lion with blue eyes and the outline of the state of Texas tattooed on his left forearm following the '19 season, and also has the number "236" tattooed on his right ribcage, referencing the number the Marlins selected him overall in the 2015 First-Year Player Draft...it serves as a reminder of how many players were taken before him...his pre-game rituals include eating an entire pizza the night before his start...roots for Texas A&M athletics.

CAREER HIGHS

IP: 7.2, 2x, last 7/17/19 at MIA
SO: 11, 2x, last 6/18/21 vs. CIN
Walks: 4, 4/6/19 at STL
CG: - -
Low-Hit CG: - -
Win-Streak: 4, 8/29/19-8/3/20



CAREER HIGHLIGHTS Twins are third career organization (Miami - 2015-16 and San Diego - 2016-21)... missed almost entire 2022 season recovering from Tommy John surgery on right elbow...made major league debut on March 31, 2019 vs. San Francisco...named to *Baseball America's* Major League All-Rookie Team in 2019...among prospect rankings in the Padres system entering 2019, he was ranked No. 4 by ESPN.com, No. 5 by MLB Pipeline and No. 6 by *Baseball America*...underwent Tommy John surgery in 2016, missing the entire 2017 season...named 2018 Minor League Pitcher of the Year by Yahoo! Sports and Padres Pitching Prospect of the Year by MLB Pipeline... named to MiLB.com San Diego Organizational All-Star team in 2018.

POSTSEASON CAREER: Made his first career postseason start and appearance in Game 1 of the Wild Card Series vs. St. Louis on September 30, 2020, allowing six runs and eight hits in 2.1 IP in San Diego's 7-4 defeat.

2022:

- Began season in Minnesota's starting rotation after being acquired the day before Opening Day, April 7, from San Diego in a trade, along with right-handed pitcher Emilio Pagan, in exchange for left-handed pitcher Taylor Rogers and outfielder Brent Rooker.
- Was the club's number six starter as the Twins began the season with a six-man rotation...made first start on April 13 vs. Los Angeles-NL, allowing three runs on six hits in 4.0 innings pitched, with no walks and three strikeouts and was dealt the loss.
- Set season-high in strikeouts (6) and innings pitched (5.2) in a start on April 26 vs. Detroit.
- Made five starts for the Twins until being placed on 10-day Injured List on May 10 with right elbow inflammation.
- Soon after it was diagnosed that he needed Tommy John surgery on right elbow...underwent surgery on May 18, ending season...marked his second Tommy John surgery after having the procedure performed in 2016 with San Diego.

PROFESSIONAL: Originally selected by Miami in eighth round of 2015 First-Year Player Draft...acquired by San Diego via trade with Miami on June 30, 2016, in exchange for right-handed pitcher Fernando Rodney...acquired by Twins via trade with San Diego on April 7, 2022, along with right-handed pitcher Emilio Pagan and a Player to be Named Later, in exchange for left-handed pitcher Taylor Rogers, outfielder Brent Rooker and cash considerations.

PADDAK'S WILD CARD RECORD

YEAR	OPPONENT	W-L	ERA	G	GS	CG	SH	SV	IP	H	R	ER	HR	HB	BB	SO	WP	K/9	BAA
2020	St. Louis	0-1	23.14	1	1	0	0	0	2.1	8	6	6	1	0	0	1	0	3.9	.571

PADDAK'S CAREER FIELDING RECORD

POSITION	PCT	G	PO	A	E	TC	DP	PB
Pitcher	.895	66	19	32	6	57	1	—

PADDAK'S BATTING RECORD

BATTING	AVG	AB	R	H	2B	3B	HR	RBI	SH	SF	HBP	BB	SO	SB	OBP	OPS
Career	.078	77	3	6	0	0	0	2	9	0	1	1	45	0	.101	.179

PADDACK'S PITCHING RECORD

YEAR	CLUB	W-L	ERA	G	GS	CG	SHO	SV	IP	H	R	ER	HR	HB	BB	SO	WP	K/9	BAA
2015	GCL Marlins	4-3	2.18	11	7	0	0	0	45.1	37	14	11	1	1	7	39	3	7.7	.219
2016	Greensboro	2-0	0.95	6	6	0	0	0	28.1	9	3	3	2	3	2	48	0	15.2	.098
	Fort Wayne	0-0	0.64	3	3	0	0	0	14.0	11	1	1	0	0	3	23	0	14.8	.212
2017	INJURED - DID NOT PLAY																		
2018	Lake Elsinore	4-1	2.24	10	10	0	0	0	52.1	43	13	13	3	4	4	83	0	14.3	.223
	San Antonio	3-2	1.91	7	7	1	0	0	37.2	23	8	8	1	2	4	37	2	8.8	.177
2019	SAN DIEGO	9-7	3.33	26	26	0	0	0	140.2	107	58	52	23	6	31	153	1	9.8	.204
2020	SAN DIEGO	4-5	4.73	12	12	0	0	0	59.0	60	33	31	14	2	12	58	0	8.8	.262
2021	SAN DIEGO	7-7	5.07	23	22	0	0	0	108.1	115	67	61	15	1	22	99	2	8.2	.269
2022	MINNESOTA	1-2	4.03	5	5	0	0	0	22.1	25	10	0	0	1	2	20	1	8.1	.284
Minor League Totals		13-6	1.82	37	33	1	0	0	177.2	123	39	36	7	10	20	230	5	11.7	.193
American League Totals		1-2	4.03	5	5	0	0	0	22.1	25	10	0	0	1	2	20	1	8.1	.284
National League Totals		20-19	4.21	61	60	0	0	0	308.0	282	158	144	52	9	65	310	3	9.1	.239
Major League Totals		21-21	4.20	66	65	0	0	0	330.1	307	168	154	52	10	67	330	4	9.0	.242

PADDACK'S PROFESSIONAL INJURED LIST HISTORY

DATES	INJURY	LEVEL
May 10-end of 2022 season	Tommy John Surgery on Right Elbow	Minnesota
September 13-end of 2021 season	Right Elbow Inflammation	San Diego
July 31-August 30, 2021	Strained Left Oblique	San Diego
April 30-May 9, 2021	Undisclosed Injury	San Diego
July 27, 2016-April 30-2018	Tommy John Surgery on Right Elbow	Low-A Fort Wayne/High-A Lake Elsinore

PADDACK'S GAME LOGS

DATE	OPP.	W	L	SV	SVO	HLD	ERA	GS	CG	IP	H	R	ER	HR	BB	IBB	HB	SO	AVG	#PIT
4/13	LAD	0	1	0	0	0	6.75	1	0	4.0	6	3	3	0	0	0	1	3	.333	73
4/20	@KC	0	1	0	0	0	5.00	1	0	5.0	5	2	2	0	0	0	0	4	.297	71
4/26	DET	0	0	0	0	0	3.68	1	0	5.2	5	1	1	0	1	0	0	6	.281	87
APRIL TOTALS		0	2	0	0	0	3.68	3	0	14.2	16	6	6	0	1	0	1	13	.281	231
5/2	@BAL	1	0	0	0	0	3.15	1	0	5.1	4	1	1	0	1	0	0	3	.263	81
5/8	OAK	0	0	0	0	0	4.03	1	0	2.1	5	3	3	0	0	0	0	4	.284	55
MAY TOTALS		1	0	0	0	0	4.70	2	0	7.2	9	4	4	0	1	0	0	7	.290	136



12

EMILIO PAGÁN



RIGHT-HANDED PITCHER

H/W: 6-2/209 B/T: L/R
 Age: 31
 Born: 5/7/1991 in Simpsonville, SC
 Resides: Charlotte, NC

Acquired: Trade with SD, 4/7/22
 M.L. Service: 5 years, 91 days
 Contract Status: Signed thru 2022

PERSONAL: Emilio Enrique Pagán...Twitter: @Pagan15...Instagram: @emilio_pagan...he and his wife, Jordyn, have daughters Paxtyn and Lexington...the family is joined by their Staffordshire terrier and boxer mix named Blaze...in 2019 with Tampa Bay, Emilio brought a boom box along for bus and plane rides when the team traveled...teammates were free to borrow it and play the music of their choice...he personally prefers hip-hop of the 1980s and '90s, house music and Latin music, depending on his mood...was in a play called "The Nifty Fifties" in middle school thanks to his older brother, Javy...a week before the play was set to open, another student dropped out of the production...Javy was in the play, and Emilio was often on hand waiting for him to finish rehearsals, so he was pressed into service and had around three lines...Javy still serves the arts, handling some of the business duties for a theatre in Greenville, S.C...his father, Javier, was born in Puerto Rico...Emilio had not yet made his major league debut and got to be teammates with Yadier Molina, Carlos Beltrán and many others he admired...is a big fan of the Carolina Panthers and enjoys playing fantasy football.

CAREER HIGHLIGHTS Twins are fifth organization (Seattle - 2013-17, Oakland - 2018, Tampa Bay - 2019 and San Diego - 2020-21)...pitched for Puerto Rico in the 2017 World Baseball Classic during spring training (2 appearances, 2.0 IP, 0 runs)...

CAREER HIGHS

IP: 4.0, 2x, last 6/11/17 vs TOR
 SO: 5, 3x, last 5/18/19 at NYY
 Walks: 2, 17x, last 9/17/22 at CLE
 CG: --
 Low-Hit CG: --
 Save-Streak: 7, 2x, last 8/22-9/14/19



major league debut on May 3, 2017 vs. Los Angeles-AL...Southern League Midseason All-Star in 2016, Midwest League Midseason All-Star in 2014 and Appalachian League Postseason All-Star in 2013.

POSTSEASON CAREER: Has gone 1-0, 2.25 ERA (8.0 IP, 2 ER) with four walks and five strikeouts in nine postseason appearances with Tampa Bay and San Diego...**2020:** Appeared in five of the Padres' six postseason games, allowing 0 runs and two hits (.118 average) and two walks (0.80 WHIP)...tossed scoreless seventh frames in both Wild Card victories vs. St. Louis, earning his first career postseason victory in Game 2 and his second postseason hold in Game 3...**2019:** Made first-career postseason appearance by retiring both batters faced in the AL Wild Card Game at Oakland, ending a 5-1 win...his first two appearances in the ALDS against the Astros were scoreless, but he allowed solo homers to Michael Brantley and Jose Altuve in Game 5.

2022:

- Began season in Minnesota's bullpen after being acquired the day before Opening Day, April 7, from San Diego in a trade, along with right-handed pitcher Chris Paddack, in exchange for left-handed pitcher Taylor Rogers and outfielder Brent Rooker.
- Was the club's closer through mid-June, going 9-for-12 in save situations from April 10-June 13...earned first save as Twin on April 21 at Kansas City, pitching 1.0 scoreless inning.
- Earned first win as Twin on May 23 vs. Detroit, setting season-high with four strikeouts (2.0 IP).
- Posted an ERA of 2.12 (17.0 IP, 4 ER) with opponents hitting .200 in 17 appearances through the end of May but posted a 11.42 ERA (8.2 IP, 11 ER) with three blown saves in 10 June games.
- Appeared in 300th career major league game on September 23 vs. Los Angeles-AL.
- Recorded a strikeout in season-high 14-straight games from August 21-October 4 (24 K/18.2 IP), longest of career.
- Went 0-1, 9.90 ERA (10.0 IP, 11 ER) in 10 games vs. Cleveland and 4-5, 3.40 ERA (53.0 IP, 20 ER) in 49 games vs. the rest of the league.
- Finished the season, going 0-0, 2.16 ERA (16.2 IP, 4 ER) with eight walks, 21 strikeouts and a .169 opponent batting average in final 13 appearances from August 23-end of season.
- Struck out multiple batters in 28 of 59 games and three-plus batters in eight games.
- Held left-handed batters to a .213 average with three home runs and a .613 OPS, compared to a .270 average with nine home runs and a .903 OPS vs. righties.
- Posted a 1.71 home runs-per-9.0 innings pitched ratio, the fourth-highest in the AL.
- Posted a 12.00 strikeouts-per-9.0 IP ratio, second-best on the club and 10th-best in Twins history (since 1961)...the 12.00 K/9.0 IP ratio ranked 13th-best among AL relievers...his 30.7 strikeout percent ranked in the 90th percentile in baseball.
- Posted a 30.5 whiff percentage, ranking in the 84th percentile in baseball.
- Allowed an opponent batting average of .218 (24-for-110) with 42 strikeouts on his fastball...ranked in the 94th percentile in baseball in fastball spin rate (2,517).

PROFESSIONAL: Originally selected by Seattle in 10th round of 2013 First-Year Player Draft...acquired by Oakland from Seattle via trade along with Alexander Campos, in exchange for Ryon Healy on November 15, 2017...acquired by Tampa Bay from Oakland along with a Competitive Balance Round A draft selection from the A's as part of a three-team trade in which Texas sent Rolie Lacy and Jurickson Profar to Oakland, Tampa Bay sent Kyle Bird, Brock Burke and Yoel Espinal to Texas, and Oakland sent Eli White and cash considerations to Texas on December 21, 2018...acquired by San Diego from Tampa Bay in exchange for Manuel Margot and Logan Driscoll on February 8, 2020...acquired by Minnesota via trade with San Diego, along with Chris Paddack and a PTBNL, in exchange for Taylor Rogers, Brent Rooker and cash considerations on April 7, 2022.

PAGAN'S PITCHING RECORD																				
YEAR	CLUB	W-L	ERA	G	GS	CG	SHO	SV	IP	H	R	ER	HR	HB	BB	SO	WP	K/9	BAA	
2013	Pulaski	1-0	0.00	15	0	0	0	12	20.1	9	0	0	0	1	5	27	1	12.0	.127	
	Everett	0-1	4.50	5	0	0	0	0	6.0	8	4	3	1	0	1	8	1	12.0	.320	
2014	Clinton	2-3	2.89	42	0	0	0	16	56.0	43	19	18	4	4	14	62	1	10.0	.214	
2015	Bakersfield	3-8	2.53	42	0	0	0	8	78.1	63	29	22	5	5	27	88	4	10.1	.218	
2016	Jackson	4-1	1.17	18	0	0	0	9	30.2	19	4	4	1	1	11	45	3	13.2	.170	
2017	Tacoma	1-2	3.67	23	0	0	0	1	34.1	28	14	14	6	0	18	39	0	10.2	.222	
	Tacoma	2-1	2.56	23	0	0	0	5	31.2	19	9	9	0	2	8	36	0	10.2	.171	
	SEATTLE	2-3	3.22	34	0	0	0	0	50.1	39	20	18	7	1	8	56	1	10.0	.212	
2018	Nashville	1-0	3.00	5	0	0	0	0	6.0	5	3	2	2	0	0	11	1	16.5	.208	
	OAKLAND	3-1	4.35	55	0	0	0	0	62.0	55	30	30	13	3	19	63	3	9.1	.230	
2019	Durham	0-0	0.00	4	1	0	0	2	6.0	2	2	0	0	1	4	10	0	15.0	.095	
	TAMPA BAY	4-2	2.31	66	0	0	0	20	70.0	45	19	18	12	1	13	96	3	12.3	.179	
2020	SAN DIEGO	0-1	4.50	22	0	0	0	2	22.0	14	11	11	4	0	9	23	0	9.4	.182	
2021	SAN DIEGO	4-3	4.83	67	0	0	0	0	63.1	56	35	34	16	2	18	69	0	9.8	.231	
2022	MINNESOTA	4-6	4.43	59	0	0	0	9	63.0	60	36	31	12	1	26	84	3	12.0	.245	
Minor League Totals		14-16	2.41	177	1	0	0	0	269.1	196	84	72	19	14	88	326	11	10.9	.200	
American League Totals		13-12	3.56	214	0	0	0	29	245.1	199	105	97	44	6	66	299	10	11.0	.216	
National League Totals		4-4	4.75	89	0	0	0	2	85.1	70	46	45	20	2	27	92	0	9.7	.219	
Major League Totals		17-16	3.86	303	0	0	0	31	330.2	269	151	142	64	8	93	391	10	10.6	.217	

PAGAN'S WILD CARD RECORD																			
YEAR	OPPONENT	W-L	ERA	G	GS	CG	SH	SV	IP	H	R	ER	HR	HB	BB	SO	WP	K/9	BAA
2019	Oakland	0-0	0.00	1	0	0	0	0	0.2	0	0	0	0	0	0	1	0	13.5	.000
2020	St. Louis	1-0	0.00	3	0	0	0	0	3.0	2	0	0	0	0	2	2	0	6.0	.182
Wild Card Totals		1-0	0.00	4	0	0	0	0	3.2	2	0	0	0	0	2	3	0	7.4	.154

PAGAN'S DIVISION SERIES RECORD																			
YEAR	OPPONENT	W-L	ERA	G	GS	CG	SH	SV	IP	H	R	ER	HR	HB	BB	SO	WP	K/9	BAA
2019	Houston	0-0	7.71	3	0	0	0	0	2.1	5	3	2	2	0	2	1	0	3.9	.385
2020	Los Angeles-NL	0-0	0.00	2	0	0	0	0	2.0	0	0	0	0	0	0	1	0	4.5	.000
Division Series Totals		0-0	4.15	5	0	0	0	0	4.1	5	3	2	2	0	2	2	0	4.2	.263

PAGAN'S CAREER FIELDING RECORD											
POSITION	PCT	G	PO	A	E	TC	DP	PB			
Pitcher	.926	303	13	12	2	27	1	—			

PAGAN'S BATTING RECORD																
BATTING	AVG	AB	R	H	2B	3B	HR	RBI	SH	SF	HBP	BB	SO	SB	OBP	OPS
Career	.000	5	0	0	0	0	0	0	0	0	0	0	3	0	.000	.000

PAGAN'S PROFESSIONAL INJURED LIST HISTORY		
DATES	INJURY	LEVEL
September 2-10, 2020	Right Biceps Inflammation	San Diego

PAGAN'S GAME LOGS																				
DATE	OPP	W	L	SV	SVO	HLD	ERA	GS	CG	IP	H	R	ER	HR	BB	IBB	HB	SO	AVG	#PIT
4/10	SEA	0	0	0	0	0	0.00	0	0	1.0	0	0	0	0	0	0	0	2	.000	11
4/12	LAD	0	1	0	0	0	4.50	0	0	1.0	1	1	1	0	1	0	0	1	.143	20
4/15	@BOS	0	0	0	0	0	3.00	0	0	1.0	0	0	0	0	0	0	0	2	.100	11
4/21	@KC	0	0	1	1	0	2.25	0	0	1.0	0	0	0	0	1	0	0	0	.077	9
4/22	CWS	0	0	1	1	0	1.80	0	0	1.0	1	0	0	0	2	0	0	1	.118	34
4/26	DET	0	0	0	1	0	3.18	0	0	0.2	1	1	1	1	2	0	0	1	.150	23
APRIL TOTALS		0	1	1	3	0	3.18	0	0	5.2	3	2	1	1	6	0	0	7	.150	108
5/2	@BAL	0	0	0	0	1	2.70	0	0	1.0	0	0	0	0	1	0	0	2	.130	27
5/6	OAK	0	0	1	1	0	2.35	0	0	1.0	1	0	0	0	2	0	0	2	.148	28
5/8	OAK	0	0	1	1	0	2.08	0	0	1.0	1	0	0	0	1	0	0	1	.161	28
5/13	CLE	0	0	0	0	0	1.86	0	0	1.0	1	2	0	1	0	0	0	2	.167	22
5/14	CLE	0	0	0	0	0	1.69	0	0	1.0	0	0	0	0	0	0	0	0	.154	9
5/15	CLE	0	0	1	1	0	1.54	0	0	1.0	1	0	0	0	0	0	0	1	.163	10
5/20	@KC	0	0	1	1	0	2.13	0	0	1.0	3	1	1	1	0	0	0	1	.204	19
5/23	DET	1	0	0	0	0	1.84	0	0	2.0	1	0	0	0	0	0	0	4	.196	28
5/25	DET	0	0	0	1	0	2.30	0	0	1.0	1	1	1	1	1	0	0	1	.200	21
5/27	KC	0	0	1	1	0	2.25	0	0	0.1	0	0	0	0	0	0	0	1	.197	3
5/29	KC	0	0	0	0	0	2.12	0	0	1.0	1	0	0	0	0	0	0	0	.200	12
MAY TOTALS		1	0	5	6	1	1.59	0	0	11.1	10	4	2	3	5	0	0	15	.222	207
6/2	@DET	0	1	0	1	0	3.00	0	0	1.0	2	2	2	1	0	0	0	0	.214	15
6/8	NYN	0	0	0	0	0	2.84	0	0	1.0	0	0	0	0	0	0	0	2	.205	15
6/10	TB	0	0	0	0	0	2.70	0	0	1.0	0	0	0	0	0	0	0	1	.197	15
6/11	TB	0	0	1	1	0	2.57	0	0	1.0	0	0	0	0	0	0	0	2	.190	21
6/13	@SEA	0	0	1	1	0	2.45	0	0	1.0	0	0	0	0	1	0	0	2	.183	18
6/21	CLE	0	0	0	1	0	3.13	0	0	1.0	2	2	2	1	0	0	0	0	.195	17
6/22	CLE	0	0	0	0	1	4.13	0	0	1.0	3	3	3	0	0	0	0	3	.215	24
6/26	COL	0	0	0	0	1	3.91	0	0	1.1	0	0	0	0	0	0	0	2	.206	22
6/28	@CLE	0	1	0	1	0	4.62	0	0	0.0	1	2	2	0	2	0	0	0	.214	22
6/29	@CLE	0	0	0	0	1	5.26	0	0	0.1	1	3	2	0	1	0	0	0	.220	14
JUNE TOTALS		0	2	2	5	3	11.42	0	0	8.2	9	12	11	2	4	0	0	12	.257	183
7/2	BAL	1	0	0	0	0	5.06	0	0	1.0	0	0	0	0	0	0	0	2	.214	10
7/4	@CWS	1	0	0	0	0	4.88	0	0	1.0	0	0	0	0	1	0	0	0	.210	18
7/6	@CWS	0	0	0	0	0	5.34	0	0	1.0	3	2	2	1	0	0	0	2	.225	23
7/8	@TEX	0	0	0	0	0	5.16	0	0	1.0	0	0	0	0	0	0	0	2	.219	10
7/12	MIL	0	0	0	0	0	4.99	0	0	1.0	0	0	0	0	0	0	0	3	.214	13
7/15	CWS	0	1	0	0	0	5.12	0	0	1.0	1	1	1	1	0	0	0	2	.215	12
7/17	CWS	0	0	0	0	0	5.23	0	0	1.0	3	1	1	0	0	0	0	3	.228	20
7/23	@DET	0	0	0	0	1	5.18	0	0	0.1	0	0	0	0	0	0	0	0	.227	2
7/26	@MIL	0	0	0	0	0	5.03	0	0	1.0	1	0	0	0	0	0	0	2	.227	20
7/30	@SD	0	0	0	0	1	4.89	0	0	1.0	0	0	0	0	1	0	0	2	.221	20
7/31	@SD	0	0	0	1	0	4.75	0	0	1.0	2	0	0	0	0	0	0	1	.227	20
JULY TOTALS		2	1	0	1	2	3.48	0	0	10.1	10	4	4	2	2	0	0	19	.244	168
8/2	DET	0	0	0	0	1	4.62	0	0	1.0	0	0	0	0	0	0	0	2	.222	16
8/4	TOR	0	1	0	1	0	4.97	0	0	1.0	4	3	2	1	0	0	0	0	.238	25
8/7	TOR	0	0	0	0	0	4.89	0	0	0.2	1	0	0	0	0	0	0	1	.240	19

PAGAN'S GAME LOGS (CONTINUED)

DATE	OPP.	W	L	SV	SVO	HLD	ERA	GS	CG	IP	H	R	ER	HR	BB	IBB	HB	SO	AVG	#PIT
8/9	@LAD	0	0	0	0	0	5.13	0	0	1.2	3	2	2	0	0	0	0	2	.247	32
8/13	@LAA	0	1	0	0	0	5.23	0	0	1.0	1	2	1	1	1	0	0	0	.250	9
8/14	@LAA	0	0	0	0	0	5.10	0	0	1.0	0	0	0	0	0	0	0	2	.246	10
8/17	KC	1	0	0	0	0	4.87	0	0	2.0	3	0	0	0	0	0	0	0	.251	35
8/21	TEX	0	0	0	0	0	5.24	0	0	2.0	6	3	3	1	0	0	0	3	.269	39
8/23	@HOU	0	0	0	0	0	5.13	0	0	1.0	1	0	0	0	0	0	0	1	.268	14
8/26	SF	0	0	0	0	0	4.93	0	0	2.0	1	0	0	0	0	0	0	1	.265	28
8/28	SF	0	0	0	0	0	5.04	0	0	0.2	1	1	1	0	2	0	0	1	.266	22
8/30	BOS	0	0	0	0	0	4.94	0	0	1.0	0	0	0	0	1	0	0	1	.262	21
AUGUST TOTALS		1	2	0	1	1	5.40	0	0	15.0	21	11	9	3	4	1	0	14	.344	270
9/5	@NYY	0	0	0	0	0	4.99	0	0	1.1	1	1	1	1	0	0	1	2	.261	22
9/7	@NYY	0	0	0	0	0	4.89	0	0	1.0	1	0	0	0	1	1	0	1	.261	16
9/10	CLE	0	0	0	0	0	4.85	0	0	2.1	2	1	1	0	1	0	0	3	.259	33
9/17	@CLE	0	0	0	0	0	4.89	0	0	1.1	2	1	1	0	2	0	0	3	.261	31
9/19	@CLE	0	0	0	0	0	4.81	0	0	1.0	0	0	0	0	0	0	0	1	.258	15
9/23	LAA	0	0	0	0	0	4.65	0	0	2.0	0	0	0	0	0	0	0	3	.251	23
9/30	@DET	0	0	0	0	0	4.57	0	0	1.0	1	0	0	0	1	0	0	1	.251	30
10/3	@CWS	0	0	0	0	0	4.50	0	0	1.0	0	0	0	0	0	0	0	1	.248	5
10/4	@CWS	0	0	0	0	0	4.43	0	0	1.0	0	0	0	0	0	0	0	2	.245	15
SEPT/OCT TOTALS		0	0	0	0	0	2.25	0	0	12.0	7	3	3	1	5	1	1	17	.163	190



87 JERMAINE PALACIOS



INFIELDER

H/W: 6-0/204 B/T: R/R
Age: 25
Born: 7/19/1996 in Barquisimeto, VZ
Resides: Barquisimeto, VZ

Acquired: Signed as minor league free agent, 2/15/21
M.L. Service: 42 days
Contract Status: Signed thru 2022

PERSONAL: Jermaine Manuel Palacios Leon (pronounced pah-LAH-see-ohs).

2022:

- Was in Twins spring training, the first of career...reassigned to minor league camp on March 30 and began season with Triple-A St. Paul.
- Played in 39 games for the Saints from April 5-May 29, hitting .262 (39-for-149) with a .701 OPS, and had contract selected by Minnesota on May 31 (Carlos Correa - COVID IL)...stayed with team and replaced a Restricted List player as the club traveled to Toronto.
- Made major league debut in game one of a doubleheader on May 31 at Detroit, going 0-for-3 with a walk and a run scored.
- Recorded first major league hit in game two of doubleheader on May 31 at Detroit, singling off Joey Wentz.
- Recorded first career RBI on June 5 at Toronto, singling and scoring Nick Gordon, off Kevin Gausman.
- Returned to St. Paul on June 7.
- Hit first career grand slam and tied a career high five RBI on July 22 at Indianapolis...hit second grand slam for Saints on July 31 vs. Iowa and tied a career-high with five RBI again.
- Hit two home runs with Saints on July 29 vs. Iowa.
- Set a career-high and tied Saints franchise record (Brent Rooker, 2021) with three doubles on August 3 at Omaha.
- Tied career-high scoring five runs for Saints on August 5 at Omaha.
- Reached 100 hits for St. Paul on August 24, becoming third player in franchise history to reach the mark.
- Contract selected by Minnesota again on September 3 and spent rest of season with Twins.

CAREER HIGHS

Hits: 3, 9/30/22 at DET
RBI: 1, 10/5/22 at CWS
HR: 1, 2x, last 10/5/22 at CWS
GS: --
SB: --
Hit-Streak: 3, 6/4-7/22

WALK-OFF HITS / PA

None

MULTI-HR GAMES

None



- Made two pitching appearances for Twins on season: September 3 at Chicago-AL and September 19 at Cleveland, pitching 0.1 scoreless inning in each outing.
- Set season/career-high with three hits (5 at-bats) on September 30 at Detroit (all singles)...first single in third inning snapped a 0-for-34 an was first major league hit since June 7 vs. New York-AL...34 consecutive hitless at-bats marked sixth-longest streak in Twins history.
- Hit first career home run on October 4 at Chicago-AL, a solo shot off José Ruiz...hit second career home run, the next day at Chicago-AL, a two-run shot off Davis Martin.
- Led Saints in hits (111), doubles (28), runs (70), RBI (60) and tied for first in games (102).
- Combined to hit .262 (121-for-462) with 28 doubles, 16 home runs, 66 RBI, 78 runs scored, a .318 on-base percentage, a .426 slugging percentage and a .744 OPS in 131 games between St. Paul and Minnesota.
- Claimed off waivers by Detroit on October 12.

PROFESSIONAL: Signed as undrafted free agent on September 6, 2013; signed by scout Jose Leon...traded from Minnesota to Tampa Bay on February 17, 2018, in exchange for right-handed pitcher Jake Odorizzi.

PALACIOS' PLAYING RECORD

YEAR	CLUB	AVG	G	AB	R	H	2B	3B	HR	RBI	SH	SF	HBP	BB	SO	SB	CS	OBP	OPS
2014	DSL Twins	.270	49	178	40	48	11	6	0	29	2	3	7	35	37	14	3	.404	.803
2015	GCL Twins	.421	26	95	13	40	9	2	1	14	0	1	1	9	11	4	2	.472	1.061
	Elizabethton	.336	31	140	23	47	14	2	2	23	0	2	0	3	20	5	2	.345	.852
2016	Cedar Rapids	.222	71	261	34	58	8	3	1	28	2	4	3	18	39	3	4	.276	.563
2017	Cedar Rapids	.320	62	259	52	83	13	6	11	39	0	0	5	12	46	9	8	.362	.906
	Fort Myers	.269	62	245	30	66	8	4	2	28	2	3	3	10	53	11	7	.303	.662
2018	Charlotte	.237	69	241	32	57	13	4	1	33	4	4	1	18	45	4	4	.288	.624
	Montgomery	.189	49	164	13	31	7	1	1	20	1	3	1	11	42	4	4	.240	.502
2019	Charlotte	.231	32	91	9	21	1	0	0	9	0	0	1	5	25	1	2	.278	.520
	Montgomery	.195	42	123	18	24	3	1	2	17	1	2	0	14	27	8	5	.273	.558
2020	NO SEASON - DID NOT PLAY																		
2021	Wichita	.259	110	410	69	106	17	0	19	54	1	4	7	46	109	18	8	.340	.779
2022	St. Paul	.283	102	392	70	111	28	0	14	60	0	1	1	34	102	12	9	.341	.803
	MINNESOTA	.143	30	70	8	10	0	0	2	6	1	2	0	4	27	0	0	.184	.413
Minor League Totals		.266	706	2599	403	692	132	28	54	354	13	27	30	215	556	93	58	.326	.728
Major League Totals		.143	30	70	8	10	0	0	2	6	1	2	0	4	27	0	0	.184	.413

PALACIOS' CAREER FIELDING RECORD

POSITION	PCT	G	PO	A	E	TC	DP	PB
Shortstop	.930	14	7	33	3	43	4	—
Second Base	.864	12	7	12	3	22	2	—
Third Base	-	1	0	0	0	0	0	—
First Base	1.000	1	5	0	0	5	1	—
Totals	.914	28	19	45	6	70	7	—

PALACIOS' PROFESSIONAL INJURED LIST HISTORY

DATES	INJURY	LEVEL
August 16-end of 2019	Forearm Injury	High-A Charlotte
July 17-end of 2016 season	Left Wrist Fracture	Low-A Cedar Rapids



11 JORGE POLANCO



INFIELDER

H/W: 5-11/213

B/T: S/R

Age: 29

Born: 7/5/1993 in San Pedro De Macoris, DR

Resides: San Pedro De Macoris, DR

Acquired: Signed as undrafted free agent, 7/6/09

M.L. Service: 6 years, 24 days

Contract Status: Signed thru 2023 (plus 2 year option)

PERSONAL: Jorge Luis Polanco (Pacheco)...Twitter: @Jorge_Polanco1...Instagram: @jorge_polanco05... wife Lucero (Ramirez)...sons Jorge Luis Jr. (born in 2017), Justin Luis (born in 2018) and Joey Luis (born 2021)...signed out of San Pedro De Macoris, Dominican Republic one day after 16th birthday on July 6, 2009...hobbies include playing pool, being with family and traveling...participated in 2017-18 Twins Winter Caravan...if he wasn't a baseball player, he would be an accountant or business owner...favorite movie is "Taken" (all installments)...favorite Dominican food is sancocho.

CAREER HIGHLIGHTS: 2021 unanimous winner of the Most Valuable Twin Award, as well as the winner of the Charles O. Johnson Award for Most Improved Twin...is the longest-tenured Twin, making debut June 26, 2014...in 2021, became the fifth Twins hitter with 30+ doubles, 30+ homers, 90+ RBI and 10+ stolen bases in a single season, joining Brian Dozier (2016-17), Gary Gaetti (1986-87), Kirby Puckett (1986) and Tony Oliva (1964)...hit 33 homers and recorded 98 RBI in 2021, setting Twins single-season records for a switch hitter...had five walk-off plate appearances in 2021, matching Twins' single-season record (Kent Hrbek, 1987)...2021 Twins winner of the MLBPA Heart and Hustle Award...named starting shortstop for AL in 2019 All-Star Game...became 11th Twin to hit for cycle April 5, 2019 at Philadelphia...recorded five hits twice in 2019 (April 5 and May 8); one of five players in club history with multiple five-hit games in a season...homered from both sides of plate August 29, 2017, the fifth player in club history to do so at the time (Chili Davis, Roy Smalley, Ryan Doumit and Kennys Vargas)...ranked sixth-best prospect in Twins system by *Baseball America* entering 2016...made major league debut June 26, 2014 at Los Angeles-AL...at 20 years and 356 days old, became the youngest Twin to debut since Joe Mauer at 20 years, 352 days in 2004...named Southern League All-Star in 2015...ranked eighth-best prospect and best strike zone discipline in Twins system by *Baseball America* entering 2015, and best defensive shortstop in Florida State League by *Baseball America*.

POSTSEASON CAREER: Has hit .227 (5-for-22) with one home run, two RBI, four walks and a .370 on-base percentage in six career Postseason games...**2020:** Started at shortstop for both games of the American League Wild Card Series vs. Houston, going 1-for-7 with a walk...**2019:** played in all three games of ALDS vs. New York-AL, going 3-for-11 with one home run, two RBI, one hit-by-pitch, a stolen base and two walks...hit first homer of series in first inning of Game 1 October 4 at Yankee Stadium, a solo shot to leftfield off James Paxton...**2017:** made Postseason debut, starting at shortstop, batting third in AL Wild Card Game vs. New York-AL, going 1-for-4 with a walk, two runs scored and two strikeouts in a Twins 8-4 defeat.

2022:

- Was Twins Opening Day second baseman for second time in career and was in Opening Day lineup for fifth time, batting third on April 8 vs. Seattle.
- Hit safely in season-long nine-straight games from April 30-May 8.
- Recorded season-high with four hits on June 7 vs. New York-AL, his 11th career game with four-plus hits.
- Hit .306 (15-for-49) with a .393 on-base percentage, a .531 slugging percentage and a .923 OPS in 13 June games.
- Placed on 10-day Injured List with lower back tightness on June 17, marking first time in career on the major league IL...reinstated on June 28.
- Recorded fifth career multi-homer game on July 6 at Chicago-AL.
- Reached safely in 17-straight games from July 2-26, second-longest streak of career...posted a .421 on-base percentage during that span (15 hits, 17 walks).
- Scored 400th career run on August 10 at Los Angeles-NL.
- Placed on 10-day Injured List with left knee inflammation on September 3...played one rehab game with Triple-A St. Paul on September 16 but re-aggravated his knee and did not return.
- Hit .271 (51-for-188) with an .831 OPS in 54 home games, compared to .198 (37-for-187) with a .671 OPS in 50 road games.
- Hit .240 (58-for-242) with 11 doubles, 14 home runs, 51 walks and an .832 OPS as a left-handed batter, compared to .226 (30-for-133) with five doubles, two home runs, 13 walks and a .602 OPS as a right-handed batter.

CAREER HIGHS

Hits: 5, 2x, last 5/8/19 at TOR

RBI: 5, 7/11/21 vs. DET

HR: 2, 5x, last 7/6/22 at CWS

GS: --

SB: 1, 47x, last 6/2/22 at DET

Hit-Strike: 14, 5/27-6/13/19

WALK-OFF HITS / PA

5/19/17 vs. KC (SF)

8/18/20 vs. MIL (FC)

5/18/21 vs. CWS (1B)

7/11/21 vs. DET (HR)

8/15/21 vs. TB (SF)

8/16/21 vs. CLE (2B)

8/18/21 vs. CLE (1B)

MULTI-HR GAMES

8/29/17 vs. CWS (both sides)

6/9/21 vs. NYY

8/8/21 at HOU

9/11/21 vs. KC

7/6/22 at CWS



- Set single-season career-high in walks with 64...ranked in the 98th percentile in baseball in walk percentage (14.4%).
- Led team in walks (64) and tied for fifth in runs scored (54).
- Slugged .547 (13 doubles, 12 home runs) against fastballs, 12th-best in the AL (minimum of 900 pitches).

PROFESSIONAL: Signed by Twins as undrafted free agent July 6, 2009; signed by scout Fred Guerrero.

POLANCO'S PLAYING RECORD																			
YEAR	CLUB	AVG	G	AB	R	H	2B	3B	HR	RBI	SH	SF	HBP	BB	SO	SB	CS	OBP	OPS
2010	DSL Twins	.250	18	60	5	15	2	0	0	7	0	2	0	6	9	1	3	.309	.592
	GCL Twins	.223	34	103	12	23	5	0	1	12	2	2	0	12	9	2	4	.299	.600
2011	GCL Twins	.250	51	172	21	43	8	3	1	16	2	1	3	15	24	6	4	.319	.668
2012	Elizabethhton	.318	51	173	35	55	15	2	5	27	3	5	3	20	26	6	3	.388	.902
2013	Cedar Rapids	.308	115	465	76	143	32	10	5	78	3	10	3	42	59	4	4	.362	.814
2014	Fort Myers	.291	94	378	61	110	17	6	6	45	1	6	1	46	60	10	8	.364	.779
	New Britain	.281	37	146	13	41	6	0	1	16	2	0	0	9	28	7	3	.323	.665
	MINNESOTA	.333	5	6	2	1	1	1	0	3	0	0	0	2	2	0	0	.500	1.333
2015	Chattanooga	.289	95	394	55	114	17	3	6	47	0	2	0	35	63	18	10	.346	.739
	Rochester	.284	22	88	7	25	6	0	0	6	0	2	0	4	10	1	0	.309	.661
	MINNESOTA	.300	4	10	1	3	0	0	0	1	0	0	0	2	1	1	0	.417	.717
2016	Rochester	.276	75	293	32	81	14	6	9	39	0	4	1	27	51	5	4	.335	.792
	MINNESOTA	.282	69	245	24	69	15	4	4	27	2	3	3	17	46	4	3	.332	.756
2017	MINNESOTA	.256	133	488	60	125	30	3	13	74	7	6	2	41	78	13	5	.313	.723
2018	Fort Myers	.333	2	6	1	2	0	0	1	1	0	0	0	2	2	0	0	.500	1.333
	Rochester	.462	4	13	0	6	0	1	0	0	0	0	0	2	2	0	0	.533	1.149
	MINNESOTA	.288	77	302	38	87	18	3	6	42	3	1	2	25	62	7	7	.345	.773
2019	MINNESOTA	.295	153	631	107	186	40	7	22	79	2	7	4	60	116	4	3	.356	.841
2020	MINNESOTA	.258	55	209	22	54	8	0	4	19	2	1	1	13	35	4	2	.304	.658
2021	MINNESOTA	.269	152	588	97	158	35	2	33	98	0	6	5	45	118	11	6	.323	.826
	St. Paul	.500	1	2	0	1	0	0	0	1	0	0	0	1	0	0	0	.667	1.167
2022	MINNESOTA	.235	104	375	54	88	16	0	16	56	0	4	2	64	95	3	3	.346	.751
Minor League Totals		.287	599	2293	318	659	122	31	35	295	13	34	11	221	343	60	43	.348	.761
Major League Totals		.270	752	2854	405	772	163	20	98	399	16	28	19	269	553	47	29	.334	.779

POLANCO'S WILD CARD RECORD																			
YEAR	OPPONENT	AVG	G	AB	R	H	2B	3B	HR	RBI	SH	SF	HBP	BB	SO	SB	CS	OBP	OPS
2017	New York-AL	.250	1	4	2	1	0	0	0	0	0	0	0	1	2	0	0	.400	.650
2020	Houston	.143	1	7	0	1	0	0	0	0	0	0	0	1	2	0	0	.250	.393
Wild Card Totals		.222	2	11	2	1	0	0	0	0	0	0	0	2	4	0	0	.364	.753

POLANCO'S DIVISION SERIES RECORD																			
YEAR	OPPONENT	AVG	G	AB	R	H	2B	3B	HR	RBI	SH	SF	HBP	BB	SO	SB	CS	OBP	OPS
2019	New York-AL	.273	3	11	1	3	0	0	1	2	0	0	1	2	1	1	0	.429	.974

POLANCO'S CAREER FIELDING RECORD									
POSITION	PCT	G	PO	A	E	TC	DP	PB	
Shortstop	.959	501	515	1188	73	1776	228	—	
Second Base	.976	222	340	523	21	884	128	—	
Third Base	.864	9	2	17	3	22	2	—	
Totals	.964	732	857	1728	97	2682	358	—	

POLANCO'S PROFESSIONAL INJURED LIST HISTORY		
DATES	INJURY	
September 3-end of 2022 season	Left Knee Inflammation	
June 17-28, 2022	Low Back Tightness	
August 16-28, 2013	Right Groin Strain	
	Low-A Cedar Rapids	



32 DERECK RODRÍGUEZ



RIGHT-HANDED PITCHER

H/W: 6-0/208 B/T: R/R
Age: 30
Born: 6/5/1992 in Arlington, TX
Resides: Plantation, FL

Acquired: Signed as minor league free agent, I/II/22
M.L. Service: 1 year, 110 days
Contract Status: Signed thru 2022

PERSONAL: Iván Derek Rodríguez...Twitter: @DereckrodRF3...Instagram: @drod_31...wife, Ashley...the couple has a goldendoodle named Bruno...son of Hall of Fame catcher Iván Rodríguez...born in Arlington, TX when his father played for the Rangers; moved to Miami at age 10 when his father signed with the Marlins...has three siblings...is involved with Boys and Girls Clubs...enjoys cooking (primarily Puerto Rican food including longaniza sausage and rice, and sofrito) and watching the Food Network; his favorite shows include Chopped, Beat Bobby Flay, and Diners, Drive-Ins and Dives...DC comics fan, especially Batman, and incorporated that into his wedding reception.

CAREER HIGHLIGHTS Originally selected by the Twins as an outfielder and converted to pitcher; has been part of four different MLB organizations (Minnesota - 2011-17, San Francisco - 2018-20, Detroit - 2020 and Colorado - 2021)...made major league debut on May 29, 2018 for San Francisco and was named to the Baseball America Major League All-Rookie Team that season...was 2017 Florida State League Midseason All-Star in 2017 with High-A Fort Myers...named 2015 Appalachian League Pitcher of the Year and Postseason All-Star.

CAREER HIGHS

IP: 7.0, 7x, last 9/3/19 at STL
SO: 7, 3x, last 9/3/19 at STL
Walks: 4, 4x, last 5/10/19 vs. CIN
CG: --
Low-Hit CG: --
Win-Streak: 5, 6/19-8/12/18



2022:

- Began season with Triple-A St. Paul...had contract selected by Minnesota on April 13 and made Twins debut that day in a relief role vs. Los Angeles-NL, allowing three runs on four hits in 4.0 innings pitched...designated for release or assignment after game and accepted assignment back to St. Paul.
- Appeared in 21 games (14 starts) for Saints from April 20-September 10, going 7-4, 5.25 ERA (85.2 IP, 50 ER) with 27 walks and 83 strikeouts.
- Contract selected again by Minnesota on September 17 for a doubleheader with Cleveland.
- Appeared in relief in game two of doubleheader on September 17 at Cleveland and was dealt the loss, allowing two unearned runs on three hits in 3.2 innings pitched...optioned back to St. Paul after game where he finished season.
- Declared free agency on October 6.

PROFESSIONAL: Originally selected by the Twins in the sixth round of the 2011 First-Year Player Draft; signed by scout Hector Otero.

RODRÍGUEZ'S PITCHING RECORD

YEAR	CLUB	W-L	ERA	G	GS	CG	SHO	SV	IP	H	R	ER	HR	HB	BB	SO	WP	K/9	BAA
2014	Elizabethton	2-2	1.05	17	0	0	0	5	25.2	19	6	3	0	3	8	19	1	6.7	.211
2015	Elizabethton	6-3	2.85	12	12	0	0	0	66.1	64	28	21	5	3	11	61	9	8.3	.250
	Cedar Rapids	0-1	9.00	2	2	0	0	0	7.0	9	7	7	1	0	6	3	3	3.9	.300
	Fort Myers	0-0	0.00	1	0	0	0	0	2.0	1	0	0	0	0	2	2	1	9.0	.143
2016	Cedar Rapids	4-11	5.08	18	18	0	0	0	101.0	98	64	57	7	7	38	93	11	8.3	.254
	Fort Myers	1-2	2.56	5	5	0	0	0	31.2	29	12	9	4	1	2	18	2	5.1	.248
2017	Fort Myers	5-2	2.51	11	11	1	0	0	68.0	59	22	19	7	4	11	59	6	7.8	.238
	Chattanooga	5-4	3.94	15	13	0	0	0	75.1	74	36	33	9	3	27	62	4	7.4	.255
2018	Sacramento	4-1	3.40	9	9	0	0	0	50.1	49	24	19	11	3	11	53	0	9.5	.250
	SAN FRANCISCO	6-4	2.81	21	19	0	0	0	118.1	98	43	37	9	7	36	89	1	6.8	.223
2019	San Jose	0-0	3.86	1	1	0	0	0	4.2	4	2	2	2	0	1	9	0	17.4	.222
	Sacramento	3-0	3.64	6	6	0	0	0	29.2	26	18	12	4	1	10	28	1	8.5	.236
	SAN FRANCISCO	6-11	5.64	28	16	0	0	0	99.0	108	74	62	21	2	36	71	1	6.5	.271
2020	SAN FRANCISCO	0-0	13.50	2	0	0	0	0	4.0	10	6	6	2	0	3	2	0	4.5	.476
2021	Albuquerque	4-6	6.72	22	19	0	0	0	85.2	112	69	64	17	5	30	87	2	9.1	.312
2022	St. Paul	8-4	4.75	23	16	0	0	0	94.2	93	54	50	13	3	32	92	6	8.7	.254
	MINNESOTA	0-1	3.52	2	0	0	0	0	7.2	7	5	3	3	0	4	4	0	4.7	.250
Minor League Totals		42-36	4.15	142	112	1	0	5	642.0	637	342	296	80	33	189	586	46	8.2	.258
Major League Totals		12-16	4.24	53	35	0	0	0	229.0	223	129	108	35	9	79	166	2	6.5	.252

RODRÍGUEZ'S PROFESSIONAL INJURED LIST HISTORY

DATES	INJURY	LEVEL
August 16-24, 2018	Right Hamstring Strain	San Francisco

RODRÍGUEZ'S GAME LOGS

DATE	OPP.	W	L	SV	SVO	HLD	ERA	GS	CG	IP	H	R	ER	HR	BB	IBB	HB	SO	AVG	#PIT
4/13	LAD	0	0	0	0	0	6.75	0	0	4.0	4	3	3	3	3	0	0	2	.250	59
APRIL TOTALS		0	0	0	0	0	6.75	0	0	4.0	4	3	3	3	3	0	0	2	.250	59
9/17	@CLE	0	1	0	0	0	3.52	0	0	3.2	2	2	0	0	1	1	0	2	.250	40
SEPTEMBER TOTALS		0	1	0	0	0	0.00	0	0	3.2	2	2	0	0	1	1	0	2	.250	40



50 JHON ROMERO



RIGHT-HANDED PITCHER

H/W: 5-10/223 B/T: R/R
Age: 27
Born: 1/17/1995 in Cartagena, Colombia
Resides: Cartagena, Colombia

Acquired: Claimed off waivers from WAS, 3/21/22
M.L. Service: 1 year, 11 days
Contract Status: Signed thru 2022

PERSONAL: Jhon Jairo Romero...Instagram: @jhonromero09.

CAREER HIGHLIGHTS: Twins mark third organization (Chicago-NL - 2015-18 and Washington - 2018-21)...made major league debut on September 24, 2021 at Cincinnati, pitching 1.0 scoreless inning.

POSTSEASON CAREER: Has not appeared at major league level.

2022:

- Spent first year in Twins organization after being claimed off waivers from Washington on March 21.
- Made Twins Opening Day roster, the first of career, and made season debut in club's third game on April 10 vs. Seattle, pitching 1.0 scoreless inning.
- Appeared in four games for the Twins and was placed on 10-day Injured List on April 23 with right biceps tendinitis...transferred to 60-day IL on May 11, ending his season.
- Outrighted off 40-man roster on October 12.

PROFESSIONAL: Originally signed by Chicago-NL as undrafted free agent on May 13, 2015...acquired by Washington from Cubs via trade, in exchange for right-handed pitcher Brandon Kintzler on July 31, 2018...claimed off waivers by Minnesota from Nationals on March 21, 2022.

CAREER HIGHS

IP: 2.0, 4/19/22 at KC
SO: 3, 4/12/22 vs. LAD
Walks: 1, 4/10/22 vs. SEA
CG: --
Low-Hit CG: --
Save-Streak: --



ROMERO'S PITCHING RECORD

YEAR	CLUB	W-L	ERA	G	GS	CG	SH	SV	IP	H	R	ER	HR	HB	BB	SO	WP	K/9	BAA
2015	DSL Cubs	0-1	3.60	3	0	0	0	0	5.0	8	3	2	0	0	1	3	0	5.4	.364
2016	DSL Cubs 2	0-0	5.06	5	0	0	0	3	5.1	3	4	3	0	0	2	5	1	8.4	.158
2017	AZL Cubs	0-0	0.00	1	0	0	0	0	1.0	0	0	0	0	0	1	0	0	0.0	.000
	Eugene	1-0	1.80	8	0	0	0	1	15.0	8	4	3	0	2	5	19	1	11.4	.151
	South Bend	0-1	0.35	13	0	0	0	3	25.2	7	2	1	0	2	5	34	1	11.9	.085
2018	Potomac	0-0	0.00	4	0	0	0	0	5.1	2	0	0	0	0	2	7	0	11.8	.111
	Myrtle Beach	1-2	3.27	32	0	0	0	9	44.0	40	19	16	1	5	17	57	3	11.7	.237
	Harrisburg	0-0	6.14	6	0	0	0	0	7.1	10	6	5	1	2	3	3	0	3.7	.313
2019	Potomac	3-1	6.59	9	0	0	0	0	13.2	17	11	10	2	0	4	7	2	4.6	.321
2020	DID NOT PITCH - NO MINOR LEAGUE SEASON																		
2021	Harrisburg	2-4	2.83	33	0	0	0	2	47.2	45	17	15	5	3	10	58	2	11.0	.243
	Rochester	0-0	1.23	5	0	0	0	0	7.1	5	1	1	1	0	1	11	0	13.5	.192
	WASHINGTON	0-0	4.50	5	0	0	0	0	4.0	5	2	2	0	0	0	3	0	6.8	.313
2022	MINNESOTA	0-0	3.60	4	0	0	0	0	5.0	9	2	2	0	0	1	6	0	10.8	.391
Minor League Totals		7-9	2.84	119	0	0	0	18	177.1	145	67	56	10	14	51	204	10	10.4	.219
American League Totals		0-0	4.50	5	0	0	0	0	4.0	5	2	2	0	0	0	3	0	6.8	.313
National League Totals		0-0	3.60	4	0	0	0	0	5.0	9	2	2	0	0	1	6	0	10.8	.391
Major League Totals		0-0	4.00	9	0	0	0	0	9.0	14	4	4	0	0	1	9	0	9.0	.359

ROMERO'S CAREER FIELDING RECORD

POSITION	PCT	G	PO	A	E	TC	DP	PB
Pitcher	1.000	9	0	3	0	3	1	—

ROMERO'S PROFESSIONAL INJURED LIST HISTORY


DATES	INJURY		LEVEL
April 23-end of 2022 season	Right Biceps Tendinitis		Minnesota
May 28-end of 2019 season	Right Elbow Inflammation		High-A Potomac

ROMERO'S GAME LOGS

DATE	OPP.	W	L	SV	SVO	HLD	ERA	GS	CG	IP	H	R	ER	HR	BB	IBB	HB	SO	AVG	#PIT
4/10	SEA	0	0	0	0	0	0.00	0	0	1.0	1	0	0	0	1	0	0	0	.250	15
4/12	LAD	0	0	0	0	0	9.00	0	0	1.0	5	2	2	0	0	0	0	3	.500	34
4/16	@BOS	0	0	0	0	0	6.00	0	0	1.0	1	0	0	0	0	0	0	1	.467	11
4/19	@KC	0	0	0	0	0	3.60	0	0	2.0	2	0	0	0	0	0	0	2	.391	30
APRIL TOTALS		0	0	0	0	0	3.60	0	0	5.0	9	2	2	0	1	0	0	6	.391	90



41 JOE RYAN



RIGHT-HANDED PITCHER

H/W: 6-2/193 B/T: R/R
Age: 26
Born: 6/5/1996 in San Francisco, CA
Resides: San Anselmo, CA

Acquired: Via Trade with Tampa Bay, 7/22/21
M.L. Service: 1 year, 33 days
Contract Status: Signed thru 2022

PERSONAL: Joseph Philip Ryan...Instagram: @thejoeryanexperience...born and raised in Marin County, CA — family has lived there for five generations...father, Kurtis, is an extreme athlete and used to take him on week-long camping trips, and hiking and hunting after school...growing up, his primary sport was water polo, which he played year-round, even during baseball season...used the pandemic pause in 2020 to take Muay Thai training lessons via Zoom while staying at his girlfriend's parents' house in Malibu, California...in 2014, played for the Team USA 15U squad that finished second at the WBSC World Cup in Mexico; was teammates and roommates with Twins' No. 2 prospect (and 2021 trade deadline acquisition from Toronto) Austin Martin on that team...selected by Tampa Bay in seventh round of 2018 First-Year Player Draft out of California State University Stanislaus...went 8-1 with a 1.65 ERA (98.1 IP, 18 ER) in 14 starts as a senior and led all divisions of collegiate baseball with 127 strikeouts...earned three selections to All-American teams, including first team All-America honors by the Division II Conference Commissioners Association...pitched three seasons at California State University Northridge before transferring to Stanislaus...earned a silver medal with Team USA at the 2020 Tokyo Olympics, going 1-0 with a 1.74 ERA (10.1 IP, 2 ER), one walk and eight strikeouts in two starts; became the first Twins farmhand to record an Olympic victory since Brian Duensing earned the win for Team USA over Team Canada on August 16, 2008 at the Beijing Olympics...also pitched for Team USA in the WBSC Baseball Americas Qualifier in early June 2021; started once for Team USA against the Dominican Republic on June 1, taking a no-decision after allowing three runs on four hits, with one walk and 10 strikeouts...two of those 10 K's were against former Toronto Blue Jays slugger José Bautista, who was punched out twice by Ryan; Team USA won that game, 8-6, and went on to win the qualifier and clinch an Olympic berth...was roommates with Twins pitcher and fellow 2021 trade acquisition Simeon Woods Richardson during the tournament...spent first major league season wearing uniform number 74, changing to 41 prior to 2022 season.

CAREER HIGHLIGHTS: Twins are his second organization, after being selected by Tampa Bay in the seventh round of the 2018 draft...was main piece in Nelson Cruz trade in 2021 that sent Cruz to the Rays...his 181 career strikeouts are the most in Twins/Senators history through a pitcher's first 32 games...set Twins rookie record for strikeouts with 151 in 2022...in 2022, he led all rookies in baseball in wins (13), innings pitched (147.0), tied for first in starts (27), second in opponent batting average (.211 - min. 125.0 IP), and third in ERA (3.55 - min. 125.0 IP) and strikeouts (151)...entered the 2022 season as the 86th-best prospect in baseball, per *Baseball America* and 97th by MLB.com (fourth in Twins system)...made his major league debut on September 1, 2021 vs. Chicago-NL at Target Field (L, 5.0 IP, 3 H, 3 R/ER, 1 BB, 5 K)...earned first career win on September 8, 2021 at Cleveland, tossing 7.0 shutout innings (1 H, 4 K); became the first pitcher in American League history to toss seven-or-more shutout innings and allow one-or-fewer base runners within his first two career starts (*Stats Perform*)...allowed just four baserunners in his third career start in Game 1 on September 14, 2021 vs. Cleveland, becoming the first pitcher in American League/National League history to work at least 5.0 innings and allow four-or-fewer base runners in each of his first three career games...fanned career-high 11 batters on September 22, 2021 at Chicago-NL; also struck out seven-consecutive batters, a Twins rookie record and one shy of the club record...worked at least 5.0 innings and allowed four-or-fewer base runners through his first four career starts, the only pitcher in AL/NL history (1901-present) to do so...also marked one of two pitchers in AL/NL history to toss at least 5.0 innings and allow three-or-fewer hits in each of his first four career games, alongside San Francisco's Matt Cain in 2005...ended 2021 season as the sixth-best prospect in the Twins organization, per MLB.com.

POSTSEASON CAREER: Has not appeared at the major league level.

2022:

- Made Twins Opening Day roster, the first of career...spent nearly all season with Minnesota.
- Was club's Opening Day starter on April 8 vs. Seattle, allowing two runs on two hits in 4.0 innings pitched with four walks and four strikeouts and was dealt the loss in a Twins 2-1 defeat...became second rookie in franchise history (since 1901) to start on Opening Day, joining Tom Hall of April 8, 1969...became third player in MLB's Expansion Era (since 1961 — the Twins' first season in Minnesota) to make an Opening Day start within the first six games of his career, joining Steve Busby for the Kansas City Royals in 1973 and José Guzmán for the Texas Rangers in 1986...at age 25 years, 307 days old, Ryan was the eighth Twins Opening Day starting pitcher under age 26 in the last 30 years, joining: José Berrios in 2019 (age 24.305), Vance Worley in 2013 (age 25.188), Francisco Liriano in 2009 (age 25.162), Brad Radke in 1997 (age 24.156), Radke in 1996 (age 23.157) and Scott Erickson in 1992 (age 24.064).
- Posted 20.0-scoreless inning streak from April 15-May 3, longest for a Twins pitcher on season.
- Struck out nine batters in fourth start on April 27 vs. Detroit, allowing one run on 7.0 innings pitched...matched season-high with nine two more times during season: August 3 vs. Detroit (5.0 IP) and September 13 vs. Kansas City (7.0 IP).
- Went 3-1, 1.17 ERA (23.0 IP, 3 ER) with six walks and 25 strikeouts in four April starts...his ERA ranked second in the AL and tied for fourth in baseball for the month (minimum 20.0 innings pitched)...lowest ERA for a rookie in March/April (min. 20 IP) in Twins/Senators history (since 1901) and fifth-lowest in single month, trailing Jim Hughes (0.87 in May 1975), Milo Candini (0.88 in June 1943), Jim Shaw (0.91 in September 1914) and Francisco Liriano (1.13 in May 2006).
- Placed on COVID Injured List on May 25...made one rehab start with Triple-A St. Paul on June 9 and reinstated on June 14.
- Posted a 0.74 WHIP in first nine starts through June 14, the lowest WHIP by any pitcher in first nine career starts since Christy Mathewson (0.70) from 1900-01.

CAREER HIGHS

IP: 7.2, 9/18/22 at CLE
Walks: 5, 5/10/22 vs. HOU
SO: 11, 9/22/21 at CHC
CG: --
Low-Hit CG: --
Win-Streak: 3, 2x, last 9/13-present



- Allowed five home runs on July 29 at San Diego (also career-high 10 runs), matching a Twins/Senators franchise record, done three times previously (first since Carlos Silva in 2006)...first pitcher with 10-plus runs since Rick Reed in 2003...prior to that start, had gone 7-3, 2.89 ERA (81.0 IP, 26 ER) in 15 starts.
- Threw 100-plus pitches in seven of 27 starts, including a season-high of 110 on August 9 at Los Angeles-AL...also most for Twins starter in 2022.
- Struck out 41 batters in 32.2 innings pitched (6 starts) in August...tied for fifth-most strikeouts in the AL and tied for ninth in baseball...41 strikeouts were most by Twins rookie in one month since Francisco Liriano struck out 55 in July of 2006 (41.2 IP).
- Pitched 7.0 no-hit innings on September 13 vs. Kansas City, with two walks and nine strikeouts in a Twins 6-3 victory, throwing 106 pitches...relieved by Jovani Moran, who carried a no-hitter into the ninth inning, only to be broken-up by a Bobby Witt Jr. double...became first rookie in Twins/Senators history (1901-present) with an outing of at least 7.0 no-hit innings...the win over the Royals made him 4-0 against them on the season, becoming the first Twins rookie to earn four-plus wins against one team in a season (*Elias*).
- Struck out his 145th batter of season on September 30 at Detroit (Spencer Torkelson in the second inning), passing Francisco Liriano (144 - 2006) and setting a Twins rookie record for strikeouts.
- Went 3-0, 1.09 ERA (24.2 IP, 3 ER) with eight walks and 27 strikeouts in final four starts from September 13-20.
- Struck out at least five batters in 18 of 27 starts, six-plus in 14 starts, seven-plus in 11 starts and eight-plus in six starts...finished with a 9.2 strikeouts-per-9.0 innings pitched ratio.
- Went 7-4, 3.04 ERA (83.0 IP, 28 ER) in 15 home starts, compared to 6-4, 4.22 ERA (64.0 IP, 30 ER) in 12 road starts.
- Went 6-3, 2.58 ERA (59.1 IP, 17 ER) in 11 day starts, compared to 7-5, 4.21 ERA (87.2 IP, 41 ER) in 16 night starts.
- Held left-handed hitters to a .202 batting average, compared to .219 vs. right-handers.
- Led Twins staff in wins (13), innings pitched (147.0) and strikeouts (151), and ranked second in starts (27).
- Finished first in club history in single-season rookie strikeouts (151), third in wins (13), 17th in innings pitched (147.0).
- Held opponents to a .174 (54-for-310) batting average with 96 strikeouts vs. his four-seam fastball...threw his fastball 1,436 times, which equaled 60.1% of his pitches...ranked eighth in baseball in amount of four-seam fastballs thrown...also, 60.1% was the third-highest percentage in baseball (minimum 1,000 pitches thrown), trailing only Michael Kopech (61.8%) and Carlos Rodón (61.2%).
- Finished with a .211 opponent batting average, the best in club history among rookies with a minimum of 125.0 innings pitched...his 3.55 ERA was seventh-best under same criteria.
- Led all rookies in baseball in wins (13), innings pitched (147.0), tied for first in starts (27), second in opponent batting average (.211 - min. 125.0 IP), and third in ERA (3.55 - min. 125.0 IP) and strikeouts (151).
- Named to MLB.com/MLB Pipeline's 2022 All-Rookie First Team.

PROFESSIONAL: Selected by Tampa Bay in the seventh round of the 2018 First-Year Player Draft out of California State University Stanislaus; signed by Rays scout Alan Hull...previously selected by San Francisco in the 39th round of the 2014 First-Year Player Draft out of Sir Francis Drake High School (CA) but did not sign.

RYAN'S PITCHING RECORD																			
YEAR	CLUB	W-L	ERA	G	GS	CG	SH	SV	IP	H	R	ER	HR	HB	BB	SO	WP	K/9	BAA
2018	Hudson Valley	2-1	3.72	12	7	0	0	0	36.1	26	15	15	3	3	14	51	2	12.6	.202
2019	Bowling Green	2-2	2.93	6	6	0	0	0	27.2	19	13	9	2	1	11	47	1	15.3	.184
	Charlotte	7-2	1.42	15	13	0	0	0	82.2	47	16	13	3	5	12	112	5	12.2	.161
	Montgomery	0-0	3.38	3	3	0	0	0	13.1	11	5	5	2	0	4	24	0	16.2	.220
2021	Durham	4-3	3.63	12	11	0	0	0	57.0	35	25	23	8	3	10	75	3	11.8	.175
	St. Paul	0-0	2.00	2	2	0	0	0	9.0	5	2	2	1	0	2	17	0	17.0	.161
	MINNESOTA	2-1	4.05	5	5	0	0	0	26.2	16	12	12	4	0	5	30	1	10.1	.168
2022	St. Paul	0-0	0.00	1	1	0	0	0	3.0	1	0	0	0	0	0	4	0	12.0	.091
	MINNESOTA	13-8	3.55	27	27	0	0	0	147.0	115	60	58	20	10	47	151	2	9.2	.211
Minor League Totals		15-8	2.63	51	43	0	0	0	229.0	144	76	67	19	12	53	330	11	13.0	.176
Major League Totals		15-9	3.63	32	32	0	0	0	173.2	131	72	70	24	10	52	181	3	9.4	.204

RYAN'S CAREER FIELDING RECORD									
POSITION	PCT	G	PO	A	E	TC	DP	PB	
Pitcher	.882	32	3	12	2	17	0	—	

RYAN'S BATTING RECORD															
BATTING	AVG	AB	R	H	2B	3B	HR	RBI	SH	SF	HBP	BB	SO	SB	OBP
Career	.000	2	0	0	0	0	0	0	0	0	0	0	2	0	.000

RYAN'S PROFESSIONAL INJURED LIST HISTORY															
DATES	INJURY										LEVEL				
May 25-June 14, 2022	COVID IL										Minnesota				

RYAN'S GAME LOGS																			
DATE	OPP.	W	L	SV	SVO	HLD	ERA	GS	CG	IP	H	R	ER	HR	BB	IBB	HB	SO	AVG
4/8	SEA	0	1	0	0	0	4.5	1	0	4.0	2	2	2	1	4	0	1	4	.143
4/15	@BOS	1	0	0	0	0	2.70	1	0	6.0	5	1	1	1	0	0	0	7	.194
4/21	@KC	1	0	0	0	0	1.69	1	0	6.0	2	0	0	0	1	0	0	5	.167
4/27	DET	1	0	0	0	0	1.17	1	0	7.0	1	0	0	0	1	0	0	9	.132
APRIL TOTALS		3	1	0	0	0	1.17	4	0	23.0	10	3	3	2	6	0	1	25	.132
5/3	@BAL	0	0	0	0	0	1.63	1	0	4.2	6	2	2	0	1	0	2	3	.167
5/10	HOU	0	1	0	0	0	2.56	1	0	4.0	4	4	4	0	5	0	0	3	.179
5/15	CLE	1	0	0	0	0	2.39	1	0	6.0	4	1	1	1	0	0	0	5	.179
5/21	@KC	1	0	0	0	0	2.28	1	0	5.2	5	1	1	0	2	0	0	6	.186

RYAN'S GAME LOGS (CONTINUED)

DATE	OPP.	W	L	SV	SVO	HLD	ERA	GS	CG	IP	H	R	ER	HR	BB	IBB	HB	SO	AVG	#PIT
MAY TOTALS		2	1	0	0	0	3.54	4	0	20.1	19	8	8	1	8	0	2	17	.238	353
6/14	@SEA	0	1	0	0	0	2.81	1	0	4.2	5	4	4	2	1	0	0	3	.194	74
6/21	CLE	0	0	0	0	0	3.00	1	0	6.0	7	3	3	1	1	0	0	7	.206	101
6/26	COL	1	0	0	0	0	3.20	1	0	5.0	8	3	3	1	1	0	1	1	.221	102
JUNE TOTALS		1	1	0	0	0	5.74	3	0	15.2	20	10	10	4	3	0	1	11	.303	277
7/1	BAL	0	0	0	0	0	3.00	1	0	7.0	2	1	1	0	1	0	0	7	.208	89
7/6	@CWS	0	0	0	0	0	3.09	1	0	4.0	5	3	2	1	2	0	1	3	.215	85
7/13	MIL	0	0	0	0	0	2.99	1	0	5.1	2	1	1	1	2	0	0	3	.209	78
7/23	@DET	1	0	0	0	0	2.89	1	0	5.2	4	1	1	0	1	0	0	7	.207	86
7/29	@SD	0	1	0	0	0	3.78	1	0	4.2	8	10	10	5	2	0	0	7	.218	82
JULY TOTALS		1	1	0	0	0	5.06	5	0	26.2	21	16	15	7	8	0	1	27	.212	420
8/3	DET	1	0	0	0	0	3.67	1	0	5.0	3	1	1	0	0	0	2	9	.215	78
8/9	@LAD	0	1	0	0	0	3.95	1	0	5.0	9	6	5	1	1	0	0	4	.226	110
8/15	KC	1	0	0	0	0	3.92	1	0	5.1	6	2	2	1	2	0	0	6	.229	80
8/21	TEX	0	1	0	0	0	3.86	1	0	6.1	2	2	2	1	3	0	0	6	.222	88
8/26	SF	1	0	0	0	0	3.65	1	0	6.0	2	0	0	0	3	0	1	8	.217	107
8/31	BOS	0	1	0	0	0	3.88	1	0	5.0	8	5	5	2	1	0	1	8	.223	100
AUGUST TOTALS		3	3	0	0	0	4.13	6	0	32.2	30	16	15	5	10	0	4	41	.236	563
9/7	@NYY	0	1	0	0	0	4.05	1	0	4.0	3	4	4	1	4	0	0	3	.222	90
9/13	KC	1	0	0	0	0	3.83	1	0	7.0	0	0	0	0	2	0	0	9	.213	106
9/18	@CLE	1	0	0	0	0	3.61	1	0	7.2	3	0	0	0	2	0	1	5	.209	95
9/24	LAA	0	0	0	0	0	3.70	1	0	4.0	4	3	3	0	3	0	0	5	.210	69
9/30	@DET	1	0	0	0	0	3.55	1	0	6.0	5	0	0	0	1	0	0	8	.211	91
SEPTEMBER TOTALS		3	1	0	0	0	2.20	5	0	28.2	15	7	7	1	12	0	1	30	.153	451



RIGHT-HANDED PITCHER

H/W: 6-4/212 B/T: R/R
 Age: 30
 Born: 7/1/1992 in Barstow, CA
 Resides: Barstow, CA

Acquired: Signed as minor league free agent, 6/6/22
 M.L. Service: 6 years, 113 days
 Contract Status: Signed thru 2022

PERSONAL: Aaron Jacob Sanchez...Twitter: @A_Sanch18...Instagram: @a_sanch18...the first MLB player born in Barstow...after his debut and successful first season, Barstow City Council declared October 20, 2014, to be "Aaron Sanchez Day"...Aaron's stepfather, Mike Shipley, was drafted in the fourth round of the 1976 MLB draft by the Angels...married to wife, Jessica, and together they have a son, Ace.

CAREER HIGHLIGHTS: 2016 Blue Jays Pitcher of the Year...2016 Blue Jays Most Improved Player...2016 Blue Jays Pitcher of the Year...2016 American League All-Star at SD...2015 Toronto's No. 2 prospect, per *Baseball America*...2014 Toronto's No. 1 prospect, per *Baseball America*...2013 Toronto's No. 3 prospect, per *Baseball America*...2013 Arizona Fall League All-Prospect Team...2013 Arizona Fall League Rising Star...2012 Toronto's No. 6 prospect, per *Baseball America*...2012 Midwest League Pitcher of the Week, July 2...2012 Midwest League Midseason All-Star...2011 Toronto's No. 10 prospect, per *Baseball America*.

POSTSEASON CAREER: Is 2-0, 3.32 ERA (19.0 IP, 7 ER) with eight walks and 16 strikeouts in 11 career postseason games (2 starts), all with Toronto...pitched in the Division Series against Texas and ALCS against Kansas City in 2015, all in relief...made two starts in 2016, one in the DS vs. Texas and one in the ALCS vs. Cleveland.

2022:

- Signed with Washington as minor league free agent on March 14, with spring training invite.
- Began season with Triple-A Rochester and made three starts before having contract selected by Nationals on April 23.
- Made seven starts for the Nationals from April 23-May 28, going 3-3, 8.33 ERA (31.1 IP, 29 ER) with eight walks and 16 strikeouts and was designated for release or assignment on May 28.

CAREER HIGHS

IP: 8.0, 5x, last 7/4/16 vs. KC
 Walks: 7, 4/22/15 vs. BAL
 SO: 12, 6/17/16 at DET
 CG: --
 Low-Hit CG: --
 Win-Streak: 2, 7x, last 8/3-10/19



- ❖ Refused minor league assignment with Washington and became free agent...signed minor league contract with Minnesota on June 6 and reported to Triple-A St. Paul.
- ❖ Made eight starts for the Saints from June 8-July 27, going 3-1, 4.26 ERA (38.0 IP, 18 ER) with 11 walks and 26 strikeouts.
- ❖ Had contract selected by Minnesota on August 1.
- ❖ Filled temporary rotation spot when the Twins acquired right-handed pitcher Tyler Mahle in a trade; made first start with Twins on August 1 vs. Detroit, allowing two runs on four hits in 5.0 innings pitched, with a season-high eight strikeouts.
- ❖ Designated for release or assignment next day and accepted assignment to St. Paul.
- ❖ Made two more starts with Saints in mid-August and had contract selected again on August 23 (Mahle - IL).
- ❖ Finished season with Minnesota, primarily in long-relief role, going 0-1, 4.94 ERA (23.2 IP, 13 ER) with five walks and 17 strikeouts in seven games (2 starts).

PROFESSIONAL: Originally selected by Toronto in the first round (34th overall) of the 2010 First-Year Player Draft; signed by scouts Blake Crosby and Bob Fontaine (Toronto)...pitched in several MLB organizations, including Toronto (2010-19), Houston (2019), San Francisco (2021), Washington (2022) and Minnesota (2022).

SANCHEZ'S PITCHING RECORD																			
YEAR	CLUB	W-L	ERA	G	GS	CG	SHO	SV	IP	H	R	ER	HR	HB	BB	SO	WP	K/9	BAA
2010	Auburn	0-1	4.50	2	2	0	0	0	6.0	4	5	3	0	0	5	9	1	13.5	.182
	GCL Blue Jays	0-2	1.42	8	8	0	0	0	19.0	19	10	3	1	4	12	28	3	13.3	.271
2011	Vancouver	0-1	4.63	3	3	0	0	0	11.2	8	6	6	0	1	8	13	1	10.0	.195
	Bluefield	3-2	5.48	11	6	0	0	1	42.2	45	27	26	4	1	18	43	2	9.1	.269
2012	Lansing	8-5	2.49	25	18	0	0	0	90.1	64	33	25	3	7	51	97	6	9.7	.204
2013	Dunedin	4-5	3.34	22	20	0	0	0	86.1	63	40	32	4	5	40	75	4	7.8	.202
2014	Buffalo	0-3	4.19	8	6	0	0	0	34.1	36	20	16	4	1	17	27	2	7.1	.281
	New Hampshire	3-4	3.82	14	14	0	0	0	66.0	52	34	28	2	7	40	57	2	7.8	.222
	TORONTO	2-2	1.09	24	0	0	0	3	33.0	14	5	4	1	1	9	27	1	7.4	.128
	GCL Blue Jays	0-0	9.00	1	1	0	0	0	2.0	3	2	2	0	0	1	1	0	4.5	.375
2015	Dunedin	0-0	3.38	1	1	0	0	0	2.2	3	1	1	0	0	2	2	0	6.8	.300
	Buffalo	0-1	3.60	3	1	0	0	0	5.0	6	4	2	0	1	5	4	0	7.2	.316
	TORONTO	7-6	3.22	41	11	0	0	0	92.1	74	35	33	9	3	44	61	8	5.9	.224
	TORONTO	15-2	3.00	30	30	0	0	0	192	161	69	64	15	5	63	161	5	7.5	.224
2017	Dunedin	0-0	7.36	1	1	0	0	0	3.2	6	3	3	0	0	2	3	1	7.4	.400
	Buffalo	0-1	8.31	1	1	0	0	0	4.1	5	4	4	0	0	3	4	1	8.3	.333
	TORONTO	1-3	4.25	8	8	0	0	0	36.0	42	24	17	6	1	20	24	1	6.0	.288
2018	GCL Blue Jays	0-0	12.00	1	1	0	0	0	3.0	5	4	4	0	0	2	4	1	12.0	.357
	Dunedin	0-0	2.45	1	1	0	0	0	3.2	2	1	1	0	0	4	3	0	7.4	.167
	New Hampshire	0-1	6.23	1	1	0	0	0	4.1	6	4	3	0	1	4	4	0	8.3	.316
	TORONTO	4-6	4.89	20	20	0	0	0	105.0	106	62	57	11	7	58	86	4	7.4	.262
2019	TORONTO	3-14	6.07	23	23	0	0	0	112.2	131	82	76	15	10	59	99	7	7.9	.290
	HOUSTON	2-0	4.82	4	4	0	0	0	18.2	14	10	10	5	1	9	16	0	7.7	.200
2020	INJURED - DID NOT PITCH																		
2021	Sacramento	1-1	7.79	6	6	0	0	0	17.1	24	16	15	4	1	10	11	3	5.7	.333
	San Jose	0-1	6.23	1	1	0	0	0	4.1	4	4	3	1	0	0	2	0	4.2	.222
	SAN FRANCISCO	1-1	3.06	9	7	0	0	0	35.1	32	12	12	2	4	15	26	0	6.6	.234
2022	Rochester	1-0	3.60	3	3	0	0	0	15.0	17	6	6	2	0	5	10	1	6.0	.304
	WASHINGTON	3-3	8.33	7	7	0	0	0	31.1	47	30	29	6	1	8	16	1	4.6	.367
	St. Paul	3-2	3.80	10	10	0	0	0	47.1	43	24	20	7	9	15	33	1	6.3	.246
	MINNESOTA	0-1	4.71	8	3	0	0	0	28.2	31	16	15	2	4	7	25	1	7.8	.274
Minor League Totals		23-30	3.90	123	105	0	0	1	469.0	415	248	203	32	38	244	430	29	8.3	.241
American League Totals		34-34	4.02	158	99	0	0	3	618.1	573	303	276	64	32	269	499	27	7.3	.245
National League Totals		4-4	5.54	16	14	0	0	0	66.2	79	42	41	8	5	23	42	1	5.7	.298
Major League Totals		38-38	4.16	174	113	0	0	3	685.0	652	345	317	72	37	292	541	28	7.1	.250

SANCHEZ'S CAREER FIELDING RECORD									
POSITION	PCT	G	PO	A	E	TC	DP	PB	
Pitcher	.955	174	44	106	7	157	4	—	

SANCHEZ'S BATTING RECORD												
BATTING	AVG	AB	R	H	2B	3B	HR	RBI	SH	SF	HBP	BB
Career	.000	22	0	0	0	0	0	0	0	0	0	1
												12
												0
												.043
												.043

SANCHEZ'S ALL-STAR GAME RECORD

YEAR	HOST	W-L	ERA	G	GS	CG	SH	SV	IP	H	R	ER	HR	HB	BB	SO	WP	K/9	BAA
2016	San Diego	0-0	9.00	1	0	0	0	0	1.0	2	1	1	0	0	1	0	0	0.0	.400

SANCHEZ'S DIVISION SERIES RECORD

YEAR	OPPONENT	W-L	ERA	G	GS	CG	SH	SV	IP	H	R	ER	HR	HB	BB	SO	WP	K/9	BAA
2015	Texas	1-0	0.00	5	0	0	0	0	5.1	3	1	0	0	0	1	6	0	10.1	.167
2016	Texas	0-0	9.53	1	1	0	0	0	5.2	3	6	6	2	0	4	5	0	7.9	.150
Divisions Series Totals		1-0	4.91	6	1	0	0	0	11.0	6	7	6	2	0	5	11	0	9.0	.158

SANCHEZ'S LEAGUE CHAMPIONSHIP SERIES RECORD

YEAR	OPPONENT	W-L	ERA	G	GS	CG	SH	SV	IP	H	R	ER	HR	HB	BB	SO	WP	K/9	BAA
2015	Kansas City	0-0	0.00	4	0	0	0	0	2.0	4	0	0	0	0	1	0	0	0.0	.400
2016	Cleveland	1-0	1.50	1	1	0	0	0	6.0	2	1	1	0	0	2	5	1	7.5	.105
LCS Totals		1-0	1.13	5	1	0	0	0	8.0	6	1	1	0	0	3	5	1	5.6	.207

SANCHEZ'S PROFESSIONAL INJURED LIST HISTORY

DATES	INJURY	LEVEL
May 5-July 29, 2021	Right Biceps Tightness	San Francisco
August 21-September 30, 2019	Right Shoulder Surgery	Houston
June 22-August 25, 2018	Right Index Finger Contusion	Toronto
July 20-end of 2017 season	Right Middle Finger Blister	Toronto
May 20-July 7, 2017	Right Middle Finger Laceration	Toronto
May 1-14, 2017	Split Right Fingernail	Toronto
April 15-30, 2017	Right Middle Finger Blister	Toronto
June 11-July 25, 2015	Right Lat Strain	Toronto
May 18-June 21, 2013	Right Shoulder Strain	High-A Dunedin
July 31-August 15, 2012	Right Biceps Injury	Low-A Lansing

SANCHEZ'S GAME LOGS

DATE	OPP.	W	L	SV	SVO	HLD	ERA	GS	CG	IP	H	R	ER	HR	BB	IBB	HB	SO	AVG	#PIT
4/23	SF	0	1	0	0	0	8.31	1	0	4.1	6	4	4	0	1	0	0	1	.375	64
4/29	@SF	1	0	0	0	0	6.75	1	0	5.0	6	3	3	1	0	0	0	4	.343	71
SEPT/OCT TOTALS		1	1	0	0	0	6.75	2	0	9.1	12	7	7	1	1	0	0	5	.343	135
5/5	@COL	0	1	0	0	0	8.56	1	0	4.1	6	7	6	1	2	0	1	4	.333	84
5/11	NYM	1	0	0	0	0	7.58	1	0	5.1	6	3	3	1	0	0	0	1	.316	75
5/16	@MIA	0	1	0	0	0	7.94	1	0	3.2	8	4	4	1	3	1	0	2	.348	74
5/22	@MIL	1	0	0	0	0	7.16	1	0	5.0	7	2	2	1	2	0	0	1	.355	89
5/28	COL	0	0	0	0	0	8.33	1	0	3.2	8	7	7	1	0	0	0	3	.367	75
<i>Designated for release or assignment by Washington on May 28; signed to a minor league contract by Minnesota on June 6</i>																				
MAY TOTALS		2	2	0	0	0	9.00	5	0	22.0	35	23	22	5	7	1	1	11	.376	397
WASHINGTON TOTALS		3	3	0	0	0	8.33	7	0	31.1	47	30	29	6	8	1	1	16	.367	532
8/1	DET	0	0	0	0	0	7.68	1	0	5.0	4	2	2	0	2	0	1	8	.347	81
8/23	@HOU	0	1	0	0	0	7.36	1	0	4.0	6	2	2	0	1	0	1	4	.345	75
8/28	SF	0	0	0	0	0	7.16	1	0	3.2	6	2	2	0	1	0	1	2	.348	81
AUGUST TOTALS		0	1	0	0	0	4.26	3	0	12.2	16	6	6	0	4	0	3	14	.302	237
9/3	@CWS	0	0	0	0	0	6.98	0	0	5.0	3	3	3	1	2	0	0	4	.333	69
9/9	CLE	0	0	0	0	0	6.54	0	0	3.1	1	0	0	0	0	0	1	2	.321	46
9/17	@CLE	0	0	0	0	0	6.34	0	0	3.0	5	1	1	0	1	0	0	1	.324	48
9/21	@KC	0	0	0	0	0	6.33	0	0	3.0	3	2	2	0	0	0	0	4	.322	41
10/4	@CWS	0	0	0	0	0	6.60	0	0	1.2	3	4	3	1	0	0	0	0	.324	33
SEPT/OCT TOTALS		0	0	0	0	0	5.06	0	0	16.0	15	10	9	2	3	0	1	11	.250	237
MINNESOTA TOTALS		0	1	0	0	0	4.71	3	0	28.2	31	16	15	2	3	0	1	25	.274	474



24 GARY SANCHEZ



CATCHER

H/W: 6-2/242 B/T: R/R
Age: 29
Born: 12/2/1992 in Santo Domingo, DR
Resides: Santo Domingo, DR

Acquired: Trade with NYY, 3/13/22
M.L. Service: 6 years, 86 days
Contract Status: Signed thru 2022

PERSONAL: Twitter: @ElGarySanchez...Instagram: @elgarysanchez...his older brother, Miguel, spent six seasons (2009-14) in the Seattle Mariners minor league system...received a 2017 Thurman Munson Award for success on the field and in the philanthropic community.

CAREER HIGHLIGHTS: Named AL All-Star in 2017 and 2019...earned AL Silver Slugger Award in 2017 at catcher...named AL Player of the Month in August of 2016...named AL Player of the Week twice in career: August 22-28, 2016 and August 15-21, 2016...named AL Rookie of the Month in August of 2016...has reached the 20-home run plateau four times in his career (20 HR in 2016, 33 HR in 2017, 34 HR in 2019 and 23 HR in 2021)...is one of four catchers in Yankees history with at least four 20 HR seasons (min. 50% games at C), joining Yogi Berra (10), Jorge Posada (8) and Bill Dickey (4)...is one of 10 catchers in baseball history to record at least four seasons with 20-plus homers (min. 50% games at C) prior to his age-29 season, joining Johnny Bench (7), Brian McCann (6), Mike Piazza (5), Gary Carter (5), Yogi Berra (5), Salvador Perez (4), Iván Rodríguez (4), Lance Parrish (4) and Joe Torre (4)...is one of 19 catchers all time with at least six 10-plus homer seasons (min. 50% games at C) prior to his age-29 season and one of just two Yankees to accomplish the feat (Yogi Berra-7)...was one of four catchers all-time with multiple 30-plus homer seasons prior to his age-27 season (Johnny Bench-3, Mike Piazza-2, Rudy York-2)...has 15 career multi-HR games, tied with Hal Trosky for the seventh-most by any player in Baseball history through 538 career games, trailing only Ralph Kiner (20), Bob Horner (18), Willie Mays (17), Todd Helton (17), Eddie Mathews (16) and Ryan Howard (16).

POSTSEASON CAREER: Has hit .171 (19-for-111) with three doubles, seven home runs and 19 RBI in 31 career games...**2021:** Went 0-for-1 in ALWC game vs. Boston...**2020:** Was 1-for-8 with one run, one home run and three RBI in three postseason games...broke a 6-6 tie with two-run HR in sixth inning in ALWC Game 2, his 28th career playoff game...became the seventh Yankee to hit at least seven home runs in his first 28 career postseason games, joining Aaron Judge (9 HR), Mickey Mantle (9 HR), Lou Gehrig (9 HR), Bernie Williams (8 HR), Bill Skowron (7 HR) and Babe Ruth (7 HR)...also hit a game-tying sacrifice fly in the ninth inning of the eventual 10-9 Yankees series-clinching win...**2019:** Was the Yankees' starting catcher in each of their nine playoff games, batting .129 (4-for-31) with 2 R, 1 HR, 3 RBI and 4 BB...hit a two-run HR in the third inning of ALCS Game 4 vs. Houston...**2018:** Hit .167 (3-for-18) in five postseason games...hit two homers and had four RBI in ALDS Game 2 at Boston, becoming the second Yankees catcher to hit multiple HRs in a postseason game (also Yogi Berra, who hit 2 HR in the 1956 World Series-clinching Game 7 win at Brooklyn on 10/10/56)...was the 10th catcher in baseball history with a postseason multi-HR game (first since Cleveland's Roberto Pérez in 2016 World Series Game 1 vs. Chicago-NL)...**2017:** Made postseason debut, hitting .208 (11-for-53) in 13 playoff games...hit his first career postseason homer off Corey Kluber in ALDS Game 2 loss at Cleveland...made seven starts in the cleanup spot, becoming the third catcher in baseball history to bat cleanup in a playoff game at age 24-or-younger (also Johnny Bench and Buster Posey)...was the fourth Yankees catcher to hit in the cleanup spot in the playoffs (also Yogi Berra, Elston Howard and Jorge Posada)...with his tie-breaking two-run double in ALCS Game 4 vs. Houston (at age 24.319), became the youngest Yankee with a go-ahead hit in the eighth inning-or-later in a playoff game since Tom Tresh (age 24.020) hit a tie-breaking three-run HR off San Francisco's Jack Sanford in the bottom of the eighth inning in 1962 World Series Game 5.

2022:

- Made Twins Opening Day roster after being traded to Minnesota in spring training, after seven seasons with New York-AL.
- Was club's Opening Day designated hitter, batting seventh, going 0-for-4 on April 8 vs. Seattle.
- Went 2-for-4 with a double, a grand slam and five RBI in second game with Twins on April 10 vs. Seattle...marked fourth career grand slam.
- Hit nine doubles, five home runs with 17 RBI in 26 May games, leading the Twins in doubles for the month, tied for first in homers and second in RBI...also posted .823 OPS in May.
- Played in 600th career game on July 1 vs. Baltimore.
- Recorded 500th career hit on July 24 at Detroit, a double off Alex Lange.
- Reached safely in season-high nine-straight games from August 2-20, posting a .389 on-base percentage in that span (9 hits, 5 walks).
- Hit 150th career home run on August 26 vs. San Francisco, a two-run shot off Alex Wood.
- Homered against former club on September 5 from New York-AL, a 473-foot shot, the fourth-longest at Yankee Stadium in the Statcast Era (since 2015) and longest hit there since Gary himself hit one 481 feet on June 21, 2019.

CAREER HIGHS

Hits: 4, 2x, last 5/19/18 at KC
RBI: 6, 2x, last 9/5/21 vs. BAL
HR: 3, 4/7/19 at BAL
GS: 4, last 4/10/22 vs. SEA
SB: 1, 6x, last 7/27/22 at MIL
Hit-Strike: 9, 8/22-31/16

WALK-OFF HITS/PA

4/26/18 vs. MIN (HR)
9/13/21 vs. MIN (1B)

MULTI-HR GAMES

8/16/16 vs. TOR
8/22/16 at SEA
9/21/16 at TB
6/1/17 at TOR
6/8/17 vs. BOS
8/22/17 at DET
9/10/17 at TEX
4/11/18 at BOS
4/24/18 vs. MIN
5/19/18 at KC
4/7/19 at BAL (3)
5/3/19 vs. MIN
8/31/19 vs. OAK
9/3/19 vs. TEX
9/5/21 vs. BAL



- Recorded 100th career double on September 14 vs. Kansas City, off Zack Greinke.
- Recorded 400th career RBI on October 5 at Chicago-AL.
- Led Twins in strikeouts with 136...ranked fourth on club in RBI (61).
- Hit .222 (50-for-225) in 66 road games, compared to .186 (36-for-194) in 62 home games.
- Hit .219 (68-for-310) with 20 doubles, 13 home runs and a .697 OPS against right-handed pitching, compared to .165 (19-for-109) with four doubles, three home runs and a .554 OPS against left-handed pitching.
- Caught 91 games (80 starts) for the Twins, leading the club.
- Posted a 49.3 hard hit percentage, a 7.3% increase from 2021 (42.0%), which was the fourth-highest improvement in baseball.
- Posted a 8.3 barrels-per-plate appearance percentage, second-best among catchers in baseball, trailing Cal Raleigh (9.4%)...led all catchers in hard hit percentage at 49.3%.

SÁNCHEZ'S PLAYING RECORD																			
YEAR	CLUB	AVG	G	AB	R	H	2B	3B	HR	RBI	SH	SF	HBP	BB	SO	SB	CS	OBP	OPS
2010	GCL Yankees	.353	31	119	25	42	11	0	6	36	0	2	4	11	28	1	1	.419	1.016
	Staten Island	.278	16	54	8	15	2	0	2	7	0	1	2	3	16	1	1	.333	.759
2011	Charleston	.256	82	301	49	77	16	1	17	52	0	4	2	36	93	2	1	.335	.820
2012	Charleston	.297	68	263	44	78	19	0	13	56	0	2	2	22	65	11	4	.353	.870
2013	Tampa	.279	48	172	21	48	10	1	5	29	0	0	3	10	41	4	0	.330	.766
	Trenton	.254	94	362	38	92	21	0	13	61	0	4	5	28	71	3	1	.313	.733
2014	Trenton	.250	23	92	12	23	6	0	2	10	0	1	4	13	16	0	0	.364	.744
	Trenton	.270	110	429	48	116	19	0	13	65	0	3	2	43	91	1	1	.338	.743
2015	Trenton	.262	58	233	33	61	14	0	12	36	0	1	2	18	50	6	0	.319	.795
	Scranton/Wilkes-Barre	.296	35	132	17	39	9	0	6	26	0	2	1	11	28	1	2	.349	.849
	NEW YORK-AL	.000	2	2	0	0	0	0	0	0	0	0	0	0	1	0	0	.000	.000
	Scranton/Wilkes-Barre	.282	71	284	39	80	21	1	10	50	0	3	5	21	45	7	1	.339	.807
2016	NEW YORK-AL	.299	53	201	34	60	12	0	20	42	0	2	2	24	57	1	0	.376	1.032
	Scranton/Wilkes-Barre	.385	3	13	3	5	2	0	1	3	0	0	0	0	3	0	0	.385	1.154
	NEW YORK-AL	.278	122	471	79	131	20	0	33	90	0	4	10	40	120	2	1	.345	.876
2018	Yankees East	.000	1	3	1	0	0	0	0	0	0	0	0	1	0	0	0	.250	.250
	Scranton/Wilkes-Barre	.179	7	28	4	5	0	0	4	4	0	0	0	0	10	0	0	.179	.786
	NEW YORK-AL	.186	89	323	51	60	17	0	18	53	0	2	3	46	94	1	0	.291	.697
	Scranton/Wilkes-Barre	.000	1	3	0	0	0	0	0	0	0	0	0	0	0	0	0	.000	.000
2019	Scranton/Wilkes-Barre	.200	2	5	1	1	0	0	0	0	0	0	0	1	1	0	0	.333	.533
	NEW YORK-AL	.232	106	396	62	92	12	1	34	77	0	1	9	40	125	0	1	.316	.841
	NEW YORK-AL	.147	49	156	19	23	4	0	10	24	0	0	4	18	64	0	0	.253	.618
2020	NEW YORK-AL	.204	117	383	54	78	13	1	23	54	0	0	5	52	121	0	0	.307	.730
2022	MINNESOTA	.205	128	419	42	86	24	0	16	61	0	4	7	40	136	2	0	.282	.659
Minor League Totals		.273	651	2495	343	682	150	3	104	435	0	23	32	219	558	37	12	.337	.798
Major League Totals		.225	666	2351	341	530	102	2	154	401	0	14	40	260	718	6	2	.311	.778

Sánchez's Division Series Record																			
Year	Opponent	Avg	G	AB	R	H	2B	3B	HR	RBI	SH	SF	HBP	BB	SO	SB	CS	OBP	OPS
2017	Cleveland	.174	5	23	3	4	0	0	2	3	0	0	0	0	10	0	0	.174	.609
2018	Boston	.200	4	15	3	3	1	0	2	5	0	1	0	1	5	0	0	.235	.902
2019	Minnesota	.125	3	8	1	1	0	0	0	0	0	0	1	3	4	0	0	.417	.542
2020	Tampa Bay	.000	2	4	0	0	0	0	0	0	0	0	0	0	3	0	0	.000	.000
Division Series Totals		.160	14	50	7	8	1	0	4	8	0	1	1	4	22	0	0	.232	.652

SÁNCHEZ'S ALL-STAR GAME RECORD

YEAR	HOST	AVG	G	AB	R	H	2B	3B	HR	RBI	SH	SF	HBP	BB	SO	SB	CS	OBP	OPS
2017	Miami	.000	1	2	0	0	0	0	0	0	0	0	0	0	1	0	0	.000	.000
2019	Cleveland	.500	1	2	1	1	1	0	0	0	0	0	0	0	0	0	0	.500	1.000
All-Star Game Totals		.250	2	4	1	1	1	0	0	0	0	0	0	0	1	0	0	.250	.500

SÁNCHEZ'S CAREER FIELDING RECORD

POSITION	PCT	G	PO	A	E	TC	DP	PB
Catcher	.989	548	4720	266	53	5039	22	64
First Base	1.000	3	7	1	0	8	1	—
Totals	.990	551	4727	267	53	5046	23	60

SÁNCHEZ'S PROFESSIONAL INJURED LIST HISTORY

DATES	INJURY	LEVEL
July 24-August 10, 2019	Left Groin Strain	New York-AL
April 12-24, 2019	Left Calf Strain	New York-AL
July 24-September 1, 2018	Right Groin Strain	New York-AL
June 25-July 19, 2017	Right Groin Strain	New York-AL
April 8-May 4, 2017	Right Biceps Strain	New York-AL




77

COLE SANDS

RIGHT-HANDED PITCHER

H/W: 6-3/215 B/T: R/R
 Age: 25
 Born: 7/17/1997 in Tallahassee, FL
 Resides: Tallahassee, FL

Acquired: 5th Rd. 2018 MLB Draft
 M.L. Service: 73 days
 Contract Status: Signed thru 2022

PERSONAL: Bryson Cole Sands...goes by middle name, Cole...Twitter: @ColeSands...Instagram: @colesands_26...Tallahassee, FL native, attended North Florida Christian High School in Tallahassee, FL, went 5-1 with a 0.32 ERA, 73 strikeouts and 32 hits allowed in 66.1 innings his senior season...as a senior in 2015, participated in the Under Armour All-American Game at Wrigley Field and was ranked as the 60th-best prospect by Perfect Game and named a First-Team All-American by Louisville Slugger...pitched three seasons at Florida State University, going 19-15, 4.73 ERA (228.1 IP, 120 ER), 87 walks and 210 strikeouts...father, David, also attended Florida State...his older brother, Carson, was selected by the Cubs in the fourth round of the 2014 First-Year Player Draft and played four seasons in the minors from 2014-17.

CAREER HIGHLIGHTS: Made major league debut on May 1, 2022 at Tampa Bay...recorded first major league save on October 5, 2022 at Chicago-AL...entered 2022 as the 17th-best prospect in the Twins system, per MLB.com.

2022:

- Pitched in first career major league spring training after being added to Twins 40-man on November 19, 2021.
- Optioned to Triple-A St. Paul on March 23.
- Appeared in four games (3 starts) for the Saints from April 4-24 and was recalled by Minnesota on April 30 (Bailey Ober - IL)...was the first of seven stints with the Twins on the season (2 of which were 29th man recalls).
- Made major league debut in relief on May 1 at Tampa Bay, allowing two runs on three hits in 2.0 innings pitched...recorded first major league strikeout in that game, fanning Brandon Lowe.
- Placed on Minnesota's 15-day Injured List on August 24 with a right elbow contusion after being struck by a comebacker off the bat of Yuli Gurriel on August 23 at Houston...reinstated on September 8.

CAREER HIGHS

IP: 4.2, 6/12/22 vs. TB
 SO: 5, 6/12/22 vs. TB
 Walks: 5, 9/10/22 vs. CLE
 CG: --
 Low-Hit CG: --
 Win-Streak: --



- Earned first career save on October 5 at Chicago-AL in the club's final game, allowing one unearned run on four hits in 4.0 innings pitched in a Twins 10-1 victory.
- Went 0-0, 3.44 ERA (18.1 IP, 7 ER) in eight relief appearances for Minnesota and 0-3, 9.49 ERA (12.1 IP, 13 ER) in three starts.
- Combined to go 3-9, 5.65 ERA (92.1 IP, 58 ER) with 37 walks and 100 strikeouts in 30 games (16 starts) between St. Paul and Minnesota on season.
- Ranked in the 88th percentile in baseball in curveball spin rate at 2,812 rpm.
- Ranked as Twins 24th-best prospect in organization by MLB.com after season.

PROFESSIONAL: Selected by the Twins in the fifth round of the 2018 First-Year Player Draft out of Florida State University; signed by scout Brett Dowdy...originally selected by Houston in the 22nd round of the 2015 First-Year Player Draft but did not sign.

SANDS' PITCHING RECORD																			
YEAR	CLUB	W-L	ERA	G	GS	CG	SHO	SV	IP	H	R	ER	HR	HB	BB	SO	WP	K/9	BAA
2018		DID NOT PLAY - INJURED																	
2019	Cedar Rapids	2-1	3.05	8	8	0	0	0	41.1	41	14	14	0	4	11	49	5	10.7	.258
	Fort Myers	5-2	2.25	9	9	0	0	0	52.0	36	16	13	4	2	7	53	1	9.2	.199
	Pensacola	0-0	4.50	1	1	0	0	0	4.0	4	2	2	0	0	1	6	0	13.5	.267
2020		NO SEASON - DID NOT PLAY																	
2021	Wichita	4-2	2.46	19	18	0	0	0	80.1	59	27	22	6	5	35	96	0	10.8	.203
2022	St. Paul	3-6	5.55	19	13	0	0	0	61.2	78	42	38	9	3	24	72	4	10.5	.310
	MINNESOTA	0-3	5.87	11	3	0	0	0	30.2	35	21	20	4	5	13	28	1	8.2	.276
	Minor League Totals	14-11	3.35	56	49	0	0	0	239.1	218	101	89	19	14	78	276	10	10.4	.243
	Major League Totals	0-3	5.87	11	3	0	0	0	30.2	35	21	20	4	5	13	28	1	8.2	.276

SANDS' CAREER FIELDING RECORD								
POSITION	PCT	G	PO	A	E	TC	DP	PB
Pitcher	.800	11	1	3	1	5	0	—

SANDS' PROFESSIONAL INJURED LIST HISTORY		
DATES	INJURY	LEVEL
August 24-September 8, 2022	Right Elbow Contusion	Minnesota
May 13-24, 2022	Left Groin Strain	Triple-A St. Paul
June 21-July 14, 2021	Right Elbow Strain	Double-A Wichita
August 20-September 16, 2019	Right Elbow Inflammation	Double-A Pensacola
August 3-12, 2019	Left Calf Strain	High-A Fort Myers
June 11-23, 2019	Blister	High-A Fort Myers
July 31-end of 2018 season	N/A	Rookie-Elizabethton

SANDS' GAME LOGS																			
DATE	OPP.	W	L	SV	SVO	HLD	ERA	GS	CG	IP	H	R	ER	HR	BB	IBB	HB	SO	AVG
5/1	@TB	0	0	0	0	0	9.00	0	0	2.0	3	2	2	0	0	0	0	2	.333
5/12	HOU	0	0	0	0	0	6.75	0	0	2.0	1	1	1	1	0	0	0	4	.250
5/31	@DET	0	1	0	0	0	7.88	1	0	4.0	5	4	4	1	4	0	0	4	.273
MAY TOTALS		0	1	0	0	0	7.88	1	0	8.0	9	7	7	2	4	0	0	10	.273
6/7	NYN	0	1	0	0	0	8.49	1	0	3.2	8	4	4	2	2	0	0	3	.327
6/12	TB	0	1	0	0	0	8.82	1	0	4.2	5	5	5	0	1	0	2	5	.306
JUNE TOTALS		0	2	0	0	0	9.72	2	0	8.1	13	9	9	2	3	0	2	8	.333
8/7	TOR	0	0	0	0	0	7.45	0	0	3.0	2	0	0	0	0	0	0	1	.289
8/10	@LAD	0	0	0	0	0	7.08	0	0	1.0	0	0	0	0	0	0	0	2	.279
8/16	KC	0	0	0	0	0	6.75	0	0	1.0	1	0	0	0	0	0	0	2	.278
8/23	@HOU	0	0	0	0	0	6.56	0	0	2.0	4	1	1	0	0	0	0	3	.293
AUGUST TOTALS		0	0	0	0	0	1.29	0	0	7.0	7	1	1	0	0	0	0	8	.259
9/10	CLE	0	0	0	0	0	6.75	0	0	3.1	2	3	3	0	5	0	2	1	.282
10/5	@CWS	0	0	1	1	0	5.87	0	0	4.0	4	1	0	0	1	0	1	1	.276
SEPT/OCT TOTALS		0	0	1	1	0	3.68	0	0	7.1	6	4	3	0	6	0	3	2	.214



22 MIGUEL / SANO



INFIELDER

H/W: 6-4/282

B/T: R/R

Age: 29

Born: 5/11/1993 in San Pedro De Macoris, DR

Resides: San Pedro De Macoris, DR

Acquired: Signed as undrafted free agent, 10/9/09

M.L. Service: 7 years, 66 days

Contract Status: Signed thru 2022 w/ club option for '23

PERSONAL: Miguel Angel (Jean) Sanó (pronounced sah-NO)...Twitter: @SanoMiguel...Instagram: @miguel sano_22...signed as a 16-year-old from San Pedro De Macoris, Dominican Republic on October 9, 2009...was one of the subjects of the 2011 "Ballplayer: Pelotero" documentary...is close to former major leaguer and San Pedro De Macoris, DR native Fernando Tatis Sr., who is his mentor and offseason hitting instructor...favorite all-time TV show is The Fresh Prince of Bel-Air.

CAREER HIGHLIGHTS: Leads Twins in home runs since his major league debut in 2015 with 162, the 11th most in Minnesota history (1 shy of Tom Brunansky's 163 for 10th)...hit three home runs on May 18, 2021 vs. Chicago-AL, becoming the 10th different Twin to do so (13th different time), joining Bob Allison (1963), Harmon Killebrew (1963), Tony Oliva (1973), Justin Morneau (2007), Max Kepler (2016 & '19), Brian Dozier (2016), Eddie Rosario (2017 & '18), Byron Buxton (2017) and Nelson Cruz (2019 twice)...is one of seven players in Twins history (since 1961) to have multiple 30-homer seasons, hitting 30 in 2021 and 34 in 2019)...hit his 100th career homer July 23, 2019, in his 432nd career game, becoming the fastest player in club history to reach 100 homers, surpassing Harmon Killebrew (440 games)...named to 2017 AL All-Star team...placed second in 2017 Home Run Derby (Aaron Judge winner)...named 2015 Calvin R. Griffith Award winner for Most Valuable Twin and Bill Boni Award for Twins Outstanding Rookie...finished third in AL Rookie of the Year voting in 2015...named AL Rookie of the Month for August in 2015...named Southern League Midseason All-Star in 2015...missed entire 2014 season due to Tommy John surgery on right elbow...ranked second-best prospect in Twins system by *Baseball America* entering both 2014 and '15, and number one prospect in Twins system entering both 2012 and '13...signed by Twins as shortstop but was primarily third baseman in minor leagues (since 2012)...moved to first base in 2020 when the Twins signed third baseman Josh Donaldson.

POSTSEASON CAREER: Has hit .105 (2-for-19) with one home run, one RBI, one walk and nine strikeouts in five career Postseason games...**2020:** Started at first base for both games in AL Wild Card Series vs. Houston, going 1-for-7 with one walk...**2019:** Played third base in all three games of 2019 ALDS vs. New York-AL, going 1-for-12 with one home run and one RBI...homered to rightfield in third at-bat of Game 1 October 4 at Yankee Stadium, a solo shot off Tommy Kahnle...was not on Twins 2017 AL Wild Card roster, recovering from a left shin stress reaction, but did travel to New York with team.

2022:

- Was Twins Opening Day first baseman for third-straight season; sixth career time on Opening Day roster...batted fifth and went 0-for-3 with one walk on Opening Day on April 8 vs. Seattle.
- Hit first and only home run of season on April 15 at Boston, snapping an 0-for-19 to start season.
- Stole fifth career base on April 15 at Boston.
- Recorded fourth career walk-off plate appearance on April 26 vs. Detroit...with runners on first and second, hit a single to rightfield, advancing both runners Trevor Larnach and Gio Urshela one base, but runners were caught in between bases...Tigers catcher Eric Haase ended up with the ball and overthrew third base, throwing it into leftfield as both base runners scored and the Twins won 5-4.
- Played in 17 games for Twins, going 5-for-46 with nine walks and placed on 10-day Injured List on May 2 and had left knee surgery...transferred to 60-day IL on May 14.
- Played five games on rehab assignment with FCL Twins from July 4-9 and seven games on rehab with Triple-A St. Paul from July 12-23.
- Reinstated from Injured List on July 25 and played three more games with Twins until landing back on IL with left knee inflammation on July 30...transferred to 60-day IL on August 2 and did not return.

PROFESSIONAL: Signed by Twins as undrafted free agent October 9, 2009; signed by Twins scout Fred Guerrero.

CAREER HIGHS

Hits: 4, 5/22/17 at BAL

RBI: 6, 8/12/15 vs. TEX

HR: 3, 5/18/21 vs. CWS

GS: 1, 9/14/19 at CLE

SB: 1, 5x, last 4/15/22 at BOS

Hit-Streak: 11, 6/28-7/14/19

WALK-OFF HITS/PA

4/26/16 vs. CLE (1B)

8/5/19 vs. ATL (HR)

6/21/21 vs. CIN (HR)

4/26/22 vs. DET (1B)

MULTI-HR GAMES

8/12/15 vs. TEX

8/7/16 at TB

8/18/17 vs. ARI

5/23/19 at LAA

6/28/19 at CWS

7/23/19 vs. NYY

8/23/19 vs. DET

9/22/19 vs. KC

8/1/20 vs. CLE

5/18/21 vs. CWS (3)

7/28/21 vs. DET



SANO'S PLAYING RECORD																			
YEAR	CLUB	AVG	G	AB	R	H	2B	3B	HR	RBI	SH	SF	HBP	BB	SO	SB	CS	OBP	OPS
2010	DSL Twins	.344	20	64	11	22	2	1	3	10	0	1	1	14	17	2	1	.463	1.009
	GCL Twins	.291	41	148	23	43	14	0	4	19	1	1	1	10	43	2	2	.338	.804
2011	Elizabethhton	.292	66	267	58	78	18	7	20	59	0	1	2	23	77	5	4	.352	.988
2012	Beloit	.258	129	457	75	118	28	4	28	100	0	8	8	80	144	8	3	.373	.893
2013	Fort Myers	.330	56	206	51	68	15	2	16	48	0	2	6	29	61	9	2	.424	1.079
	New Britain	.236	67	233	35	55	15	3	19	55	0	3	4	36	81	2	1	.344	.915
2014	DID NOT PLAY - INJURED																		
2015	Chattanooga	.274	66	241	55	66	18	1	15	48	0	4	3	38	68	5	1	.374	.918
	MINNESOTA	.269	80	279	46	75	17	1	18	52	0	2	1	53	119	1	1	.385	.916
2016	Rochester	.160	8	25	3	4	1	0	2	2	0	0	0	5	10	0	0	.300	.740
	MINNESOTA	.236	116	437	57	103	22	1	25	66	0	3	1	54	178	1	0	.319	.781
2017	MINNESOTA	.264	114	424	75	112	15	2	28	77	0	1	4	54	173	0	0	.352	.859
2018	Fort Myers	.328	19	64	11	21	2	0	2	12	0	0	0	13	21	0	0	.442	.895
	Rochester	.267	9	30	2	8	1	0	2	5	0	0	0	6	8	0	0	.389	.889
	MINNESOTA	.199	71	266	32	53	14	0	13	41	0	2	0	31	115	0	0	.281	.679
2019	Fort Myers	.800	2	5	1	4	0	0	1	3	0	0	1	1	0	0	0	.857	2.257
	Pensacola	.200	5	20	1	4	2	0	1	5	0	2	0	1	7	0	0	.217	.667
	Rochester	.308	3	13	2	4	2	0	0	1	0	0	0	1	7	0	0	.357	.819
	MINNESOTA	.247	105	380	76	94	19	2	34	79	0	1	3	55	159	0	1	.346	.923
2020	MINNESOTA	.204	53	186	31	38	12	0	13	25	0	0	1	18	90	0	0	.278	.757
2021	MINNESOTA	.223	135	470	68	105	24	0	30	75	0	1	2	59	183	2	1	.312	.778
2022	FCL Twins	.313	5	16	3	5	1	0	2	4	0	0	0	3	2	1	0	.421	1.171
	St. Paul	.348	8	23	5	8	2	0	3	7	0	0	0	3	10	0	0	.348	1.249
	MINNESOTA	.083	20	60	1	5	0	0	1	3	0	1	1	9	25	1	0	.211	.345
Minor League Totals		.280	504	1812	336	508	12	18	118	378	1	22	26	263	556	34	14	.375	.937
Major League Totals		.234	694	2502	386	585	123	6	162	418	0	11	13	333	1042	5	3	.326	.808

SANO'S CAREER FIELDING RECORD									
POSITION	PCT	G	PO	A	E	TC	DP	PB	
Third Base	.935	289	203	514	50	767	42	—	
First Base	.985	220	1552	76	25	1653	150	—	
Outfield	.962	38	75	0	3	78	0	—	
Totals	.969	547	1830	590	78	2498	192	—	

SANO'S WILD CARD RECORD																			
YEAR	OPPONENT	AVG	G	AB	R	H	2B	3B	HR	RBI	SH	SF	HB	BB	SO	SB	CS	OBP	OPS
2020	Houston	.143	2	7	0	1	0	0	0	0	0	0	0	1	1	0	0	.250	.393

SANO'S DIVISION SERIES RECORD																			
YEAR	OPPONENT	AVG	G	AB	R	H	2B	3B	HR	RBI	SH	SF	HB	BB	SO	SB	CS	OBP	OPS
2019	New York-AL	.083	3	12	1	1	0	0	1	1	0	0	0	0	8	0	0	.083	.417

SANO'S ALL-STAR GAME RECORD																			
YEAR	HOST	AVG	G	AB	R	H	2B	3B	HR	RBI	SH	SF	HBP	BB	SO	SB	CS	OBP	OPS
2017	Miami	1.000	1	1	1	1	0	0	0	1	0	0	0	0	0	0	0	1.000	1.000

SANO'S PROFESSIONAL INJURED LIST HISTORY		
DATES	INJURY	LEVEL
July 30-end of 2022 season.....	Left Knee Inflammation.....	Minnesota.....
May 2-July 25, 2022.....	Left Knee Surgery.....	Minnesota.....
April 23-May 5, 2021.....	Strained Right Hamstring.....	Minnesota.....
March 28-May 15, 2019.....	Right Heel Laceration.....	Minnesota.....
April 28-May 25, 2018.....	Left Hamstring Strain.....	Minnesota.....
August 20-end of 2017 season.....	Left Shin Stress Reaction.....	Minnesota.....
June 1-July 1, 2016.....	Left Hamstring Strain.....	Minnesota.....



31 DEVIN SMELTZER



LEFT-HANDED PITCHER

H/W: 6-3/204 B/T: R/L
Age: 27
Born: 9/7/1995 in Voorhees, NJ
Resides: Fort Myers, FL

Acquired: Trade with Los Angeles-NL 7/31/18
M.L. Service: 2 years, 98 days
Contract Status: Signed thru 2022

PERSONAL: Devin Paul Smeltzer...Twitter: @alka_SMELTZer...Instagram: @devinsmeltzer...wife, Brienne...attended Bishop Eustace Preparatory School in Pennsauken, NJ...pitched two seasons at San Jacinto College in Houston, TX and recently had his picture posted on the school's Wall of Legends...when Smeltzer was just nine years old, he was diagnosed with pelvic rhabdomyosarcoma (bladder cancer), as a tumor had formed against his bladder that was connected to his prostate...underwent surgery and chemotherapy at St. Christopher's Hospital for Children in Philadelphia, PA, and sent the cancer into full remission in 2012...the lefty, who's worn glasses and a goatee for the majority of his professional career, continues to offer support to others fighting cancer through his Catch Cancer Looking apparel with his likeness...all proceeds benefit Katie's Krsaders, an organization focused on helping cover expenses for pediatric cancer survivors...is an avid fisherman in spare time, particularly during the offseason in Fort Myers, FL...uses entrance music "Outlaw Man" by the Eagles.

CAREER HIGHLIGHTS: Twins are second organization (Los Angeles-NL - 2016-18) after being acquired by Minnesota in a trade in 2018 that involved Brian Dozier being sent to Dodgers...has split most of major league career in starter role and relief role, all with Minnesota...struck out a career-high nine batters on June 28, 2022 at Cleveland...made major league debut on May 28, 2019 vs. Milwaukee...earned first major league win on August 4, 2019 vs. Kansas City.

POSTSEASON CAREER: Made lone career Postseason appearance in Game 2 of 2019 ALDS, October 5 at Yankee Stadium, pitching 3.1 scoreless innings with two hits allowed, three walks and four strikeouts in a Twins 8-2 defeat.

2022:

- Was in Twins spring training for third-consecutive season and was optioned to Triple-A St. Paul on April 3 where he began the season.
- Started five games for the Saints from April 9-May 3 and had contract selected by Minnesota on May 14, his first of four stints on the season...served mostly as the Twins' replacement starter in 2022.
- Made Twins season debut in a start on May 14 vs. Cleveland, allowing one run on three hits in 5.0 innings pitched.
- Went 1-0, 1.04 ERA (17.1 IP, 2 ER) in first three starts with Twins from May 14-26 and 3-0, 2.38 ERA (34.0 IP, 9 ER) in first six starts from May 14-June 10.
- Set major-league career high with nine strikeouts on June 28 at Cleveland (6.0 IP).
- Went 4-2, 4.02 ERA (62.2 IP, 28 ER) with 17 walks and 37 strikeouts in 12 starts for the Twins...pitched solely in relief during final stint with Minnesota from August 20-28, going 1-0, 1.17 ERA (7.2 IP, 1 ER).
- Finished the season in the Saints bullpen for September.
- Went 3-1, 2.33 ERA (38.2 IP, 10 ER) in eight home games (6 starts) for the Twins, compared to 2-1, 5.40 ERA (31.2 IP, 19 ER) in seven road games (6 starts).
- Held right-handed hitters to a .239 batting average with Minnesota, compared to .308 vs. left-handed hitters.
- Combined to go 7-6, 5.45 ERA (117.1 IP, 71 ER) with 35 walks and 83 strikeouts between St. Paul and Minnesota on season.
- Outrighted off 40-man roster on October 12.

PROFESSIONAL: Originally selected by the San Diego Padres in the 33rd round of the 2014 MLB First-Year Player Draft, but did not sign...chose to play collegiately for two seasons with San Jacinto College and Florida Gulf Coast University...was later drafted in the fifth round (No. 161 overall) in the 2016 First-Year Player Draft by the Los Angeles Dodgers...was acquired by the Twins from Los Angeles-NL on July 31, 2018 along with outfielder Luke Raley and infielder Logan Forsythe in exchange for infielder Brian Dozier.

CAREER HIGHS

IP: 7.0, 5/26/22 vs. KC
SO: 9, 6/28/22 at CLE
Walks: 3, 4x, last 7/9/22 at TEX
CG: - -
Low-Hit CG: - -
Win-Streak: 3, 2x, last 5/20-6/10/22



SMELTZER'S PITCHING RECORD																				
YEAR	CLUB	W-L	ERA	G	GS	CG	SHO	SV	IP	H	R	ER	HR	HB	BB	SO	WP	K/9	BAA	
2016	AZL Dodgers	0-2	7.59	11	0	0	0	0	10.2	16	10	9	0	0	6	12	0	10.1	.390	
2017	Great Lakes	2-3	3.78	10	10	0	0	0	52.1	40	23	22	6	1	12	57	1	9.8	.211	
	Rancho Cucamonga	5-4	4.40	16	15	0	0	0	90.0	107	56	44	10	3	18	102	5	10.2	.287	
2018	Tulsa	5-5	4.73	23	14	0	0	0	83.2	94	48	44	9	5	19	67	2	7.2	.281	
	Chattanooga	0-0	3.00	10	0	0	0	4	12.0	14	6	4	0	1	2	16	1	12.0	.280	
2019	Pensacola	3-1	0.60	5	5	0	0	0	30.0	19	3	2	0	1	3	33	0	9.9	.183	
	Rochester	1-4	3.63	15	14	0	0	0	74.1	68	32	30	14	3	19	71	4	8.6	.241	
	MINNESOTA	2-2	3.86	11	6	0	0	1	49.0	50	23	21	8	1	12	38	1	7.0	.265	
2020	MINNESOTA	2-0	6.75	7	1	0	0	0	16.0	19	12	12	2	1	5	15	0	8.4	.292	
2021	MINNESOTA	0-0	0.00	1	0	0	0	0	4.2	1	1	0	0	2	1	3	0	5.8	.077	
2022	St. Paul	3-4	7.56	15	9	0	0	0	50.0	64	44	42	10	2	16	47	2	8.5	.309	
	MINNESOTA	5-2	3.71	15	12	0	0	0	70.1	67	30	29	13	1	19	40	2	5.1	.253	
Minor League Totals		19-23	4.40	105	67	0	0	4	403.0	422	222	197	49	16	95	405	15	9.0	.267	
Major League Totals		9-4	3.99	34	19	0	0	1	140.0	137	66	62	23	5	37	96	3	6.2	.258	

SMELTZER'S DIVISION SERIES RECORD																				
YEAR	OPPONENT	W-L	ERA	G	GS	CG	SH	SV	IP	H	R	ER	HR	HB	BB	SO	WP	K/9	BAA	
2019	New York-AL	0-0	0.00	1	0	0	0	0	3.1	2	0	0	0	0	3	4	0	10.8	.182	


SMELTZER'S CAREER FIELDING RECORD									
POSITION	PCT	G	PO	A	E	TC	DP	PB	
Pitcher	.933	34	3	11	1	15	0	—	

SMELTZER'S PROFESSIONAL INJURED LIST HISTORY		
DATES	INJURY	LEVEL
May 12-end of 2021 season	Left Elbow Inflammation	Minnesota
August 26-end of 2017 season	Back Bruise	High-A Rancho Cucamonga
August 5-14, 2017	Left Digit 2 Finger Blister	High-A Rancho Cucamonga
May 18-26, 2017	Right Calf Strain	Low-A Great Lakes

SMELTZER'S GAME LOGS																				
DATE	OPP.	W	L	SV	SVO	HLD	ERA	GS	CG	IP	H	R	ER	HR	BB	IBB	HB	SO	AVG	#PIT
5/14	CLE	0	0	0	0	0	1.80	1	0	5.0	3	1	1	0	2	0	0	2	.176	77
5/20	@KC	1	0	0	0	0	1.74	1	0	5.1	5	1	1	0	1	0	0	0	.229	74
5/26	KC	0	0	0	0	0	1.04	1	0	7.0	2	0	0	0	1	0	0	6	.175	80
5/31	@DET	1	0	0	0	0	1.50	1	0	6.2	6	2	2	0	0	0	0	4	.193	101
MAY TOTALS		2	0	0	0	0	1.50	4	0	24.0	16	4	4	0	4	0	0	12	.193	332
6/5	@TOR	0	0	0	0	0	1.93	1	0	4.0	4	2	2	2	2	0	0	1	.206	62
6/10	TB	1	0	0	0	0	2.38	1	0	6.0	4	3	3	3	3	0	0	3	.203	96
6/17	@ARI	0	1	0	0	0	3.52	1	0	4.1	9	7	6	2	2	0	0	3	.236	96
6/23	CLE	1	0	0	0	0	3.05	1	0	6.0	3	0	0	0	0	0	0	3	.224	92
6/28	@CLE	0	0	0	0	0	2.86	1	0	6.0	4	1	1	0	0	0	1	9	.220	95
JUNE TOTALS		2	1	0	0	0	4.10	5	0	26.1	24	13	12	7	7	0	1	19	.242	441
7/3	BAL	0	1	0	0	0	3.04	1	0	6.0	6	3	3	3	3	1	0	0	.224	85
7/9	@TEX	0	0	0	0	0	3.92	1	0	3.1	8	7	7	3	3	0	0	2	.243	81
7/15	CWS	0	0	0	0	0	4.02	1	0	3.0	5	2	2	0	2	0	0	1	.250	67
JULY TOTALS		0	1	0	0	0	8.76	3	0	12.1	19	12	12	6	6	0	0	6	.352	233
8/20	TEX	0	0	0	0	0	3.97	0	0	3.0	5	1	1	0	0	0	0	1	.256	45
8/24	@HOU	0	0	0	0	0	3.86	0	0	2.0	0	0	0	0	2	0	0	1	.252	27
8/28	SF	1	0	0	0	0	3.71	0	0	2.2	3	0	0	0	0	0	0	1	.253	51
AUGUST TOTALS		1	0	0	0	0	1.17	0	0	7.2	8	1	1	0	2	0	0	3	.276	123



80 ELLIOT SOTO



INFIELDER

H/W: 5-9/160 B/T: R/R
Age: 33
Born: 8/21/1989 in Elgin, IL
Resides: Elgin, IL

Acquired: Signed as minor league free agent, 2/16/22
M.L. Service: 21 days
Contract Status: Signed through 2022

PERSONAL: Elliot Sebastian Soto...attended Dundee-Crown High School in Carpentersville, IL...played baseball collegiately at Creighton University in Omaha, NE.

POSTSEASON CAREER: Has never appeared at major league level.

2022:

- Began season with Triple-A St. Paul and spent nearly all season there.
- Recorded at least one RBI in four straight (8 total) from April 29-May 5.
- Hit safely in season-long 12-straight from April 27-May 12.
- Contract selected by Twins on June 13 and spent one game with Minnesota on the bench...designated for release or assignment on August 14 and was outrighted back to St. Paul where he finished the season.
- Tied minor league career-high with four hits on June 25 at Buffalo.
- Tied Saints franchise record and set a career-high with four walks on August 28 at Iowa.
- Snapped 19-straight hitless at-bats with Saints on August 31.
- Doubled in career-high-tying three-straight games with Saints from September 7-9.

PROFESSIONAL: Signed as minor league free agent with Twins on February 16, 2022...previously played in five organizations: Chicago-NL (2015, '17), Miami (2015-16), Colorado (2018-19), Los Angeles-AL (2020), Los Angeles-NL (2021)...originally selected by Chicago-NL in 15th round of 2010 First-Year Player Draft; signed by scout Ty Nichols (Cubs).

CAREER HIGHS

Hits: 2, 9/26/20 at LAD

RBI: --

HR: --

GS: --

SB: --

Hit-Strike: 1, 9/26/20

WALK-OFF HITS/PA

None

MULTI-HR GAMES

None



SOTO'S PLAYING RECORD

YEAR	TEAM	AVG	G	AB	R	H	2B	3B	HR	RBI	SH	SF	HB	BB	SO	SB	CS	OBP	OPS
2010	AZL Cubs	.375	4	16	3	6	0	0	0	1	1	0	0	0	2	2	0	.375	.750
	Boise	.271	48	181	24	49	10	1	0	21	2	1	3	9	31	5	0	.314	.651
	Peoria	.111	3	9	1	1	0	0	0	0	0	0	1	1	1	0	0	.273	.384
2011	Peoria	.261	87	318	35	83	11	1	0	24	11	2	6	17	58	4	7	.309	.611
	Daytona	.309	25	81	14	25	2	0	0	5	4	1	1	4	12	1	0	.345	.678
2012	Daytona	.231	9	26	3	6	2	0	0	1	0	0	0	2	2	0	1	.286	.593
	Tennessee	.220	82	209	16	46	5	4	0	15	5	2	1	27	45	2	3	.310	.592
2013	Daytona	.244	39	135	14	33	8	0	0	18	2	5	3	17	24	2	1	.331	.635
	Tennessee	.190	45	121	12	23	2	0	2	6	2	0	0	13	26	1	2	.269	.525
2014	Tennessee	.246	40	134	14	33	8	0	0	12	2	0	0	21	21	3	0	.348	.654
	Iowa	.241	29	108	13	26	4	0	1	11	0	3	0	8	21	1	0	.286	.591
2015	Tennessee	.275	88	306	47	84	10	1	0	18	9	0	2	55	58	5	4	.388	.702
	Jacksonville	.204	32	108	12	22	1	1	0	8	1	1	1	14	24	2	1	.298	.530
2016	New Orleans	.241	62	158	22	38	4	1	1	12	3	0	1	28	36	3	0	.358	.656
2017	Iowa	.238	81	244	28	58	15	2	2	29	7	5	1	26	49	5	2	.308	.648
2018	Albuquerque	.286	81	238	33	68	10	5	1	28	3	3	0	24	41	2	1	.347	.730
2019	Albuquerque	.305	112	410	79	125	22	10	10	50	2	1	5	45	91	8	5	.380	.860
2020	LOS ANGELES-AL	.333	3	6	2	2	1	0	0	0	0	0	0	1	1	0	0	.429	.929
2021	AZL Dodgers	.500	3	8	1	4	0	1	0	1	0	0	0	1	3	0	0	.556	1.306
	Oklahoma City	.230	54	174	23	40	9	0	0	15	1	1	3	19	41	3	1	.315	.596
2022	St. Paul	.223	92	301	48	67	20	2	4	32	0	0	3	40	77	9	1	.320	.662
Minor League Totals		.255	1016	3285	442	837	143	29	21	307	55	25	31	371	663	58	29	.334	.669
Major League Totals		.333	3	6	2	2	1	0	0	0	0	0	0	1	1	0	0	.429	.929

SOTO'S CAREER FIELDING RECORD

POSITION	PCT	G	PO	A	E	TC	DP	PB
Shortstop	1.000	2	2	5	0	7	2	—
Second Base	1.000	1	1	1	0	2	0	—
Totals	1.000	3	3	6	0	9	2	—

SOTO'S PROFESSIONAL INJURED LIST HISTORY

DATES	INJURY	LEVEL
September 17-25, 2022	Concussion	Triple-A St. Paul
July 5-September 2, 2021	Left Thumb Contusion	Triple-A Oklahoma City
June 2-11, 2021	Left Hamstring Strain	Triple-A Oklahoma City
May 3-10, 2019	Right Hamstring Strain	Triple-A Albuquerque
August 3-13, 2018	Right Shin Bruise	Triple-A Albuquerque
May 28-June 5, 2017	Right Groin Strain	Triple-A Iowa
April 6-May 11, 2017	Right Knee Injury	Triple-A Iowa
June 16-25, 2015	Right Shoulder Tendinitis	Double-A Tennessee
July 21-August 1, 2014	Concussion	Double-A Tennessee
April 9-20, 2013	Left Thumb Sprain	Double-A Tennessee
August 28-end of 2012 season	Right Ankle Sprain	Double-A Tennessee
July 29-August 11, 2012	Left Hamstring Strain	Single-A Daytona
June 3-11 2011	Right Hamstring Strain	Single-A Peoria



RIGHT-HANDED PITCHER

H/W: 6-2/186

B/T: R/R

Age: 28

Born: 6/4/1994 in Somers Point, NJ

Resides: Hammonton, NJ

Acquired: 13th RD of 2015 MLB Draft

M.L. Service: 3 years, 64 days

Contract Status: Signed thru 2022

PERSONAL: Cody William Stashak...Twitter: @CodyStashak...Instagram: @codystashak...wife, Taylor...the couple had their first child, son Colton, in June of 2020; daughter Sadie was born in July of 2022...played his junior season for St. John's University (NY) where he went 7-4, 3.57 ERA (85.2 IP, 34 ER) with 69 strikeouts...attended Cumberland County College from 2013-14 and was a Third-Team NJCAA Division III All-American and First-Team All-Region XIX selection as a sophomore...made 27 appearances, including 21 starts, in two seasons with the Dukes...went 16-5 with one save and a 2.92 ERA...tossed two no-hitters and seven complete games...totaled 130 strikeouts in 129.1 innings...also hit .359 (124-for-345) with 23 doubles, seven triples, seven home runs and 91 RBI in 104 games...helped squad win 2014 Region XIX Championship and finished second at 2014 NJCAA Division III World Series...team reached No. 1 in national rankings and finished 2014 season with a 49-10 record...graduated from Oakcrest (NJ) High School where he was a three-time Cape-Atlantic League All-American Conference selection for the Falcons...was a Third-Team All-State honoree as a senior...earned First-Team All-Group 3, First-Team All-South Jersey and First-Team All-American Conference honors as a senior...was a Second-Team All-American Conference choice as a junior...earned honorable mention All-American Conference accolades as a sophomore...enjoys hunting in spare time.

CAREER HIGHLIGHTS: Made major league debut July 23, 2019 vs. New York-AL, pitching 2.0 scoreless innings...was the Opener in his first career major league start September 28, 2019 at Kansas City, allowing one run on two hits in 2.0 innings pitched...named relief pitcher on 2019 Twins MiLB.com organization All-Star team.

POSTSEASON CAREER: Has made three Postseason appearances, allowing three earned runs in 3.2 innings pitched...**2020:** Appeared in one game in AL Wild Card Series vs. Houston in Game 2 September 30, allowing one run on one hit in 2.0 innings pitched and was dealt the loss...**2019:** Appeared in two games of 2019 ALDS vs. New York-AL, allowing two runs on three hits in 1.2 innings pitched with two home runs allowed, one walk and no strikeouts...made Postseason debut in Game 1 on October 4 at Yankee Stadium, allowing two runs on two hits (2 HR) in 1.0 inning pitched.

2022:

- Was limited in Twins spring training, experiencing arm trouble and began season on Twins' 10-day Injured List with right biceps tendinitis.
- Made one appearance on rehab assignment with Low-A Fort Myers on April 14...returned from rehab assignment and reinstated on April 17.
- Allowed two runs on three hits in 0.2 innings for Twins in season debut, but posted scoreless appearances in five of next six appearances from April 20-May 8 (0.90 ERA).
- Appeared in 11 games for the Twins on season and was placed back on 10-day Injured List on May 22...decided to have season-ending right

CAREER HIGHS

IP: 3.1, 8/31/19 at DET

SO: 4, 8/6/19 vs. ATL

Walks: 2, 2x, last 5/18/21 vs. CWS

CG: --

Low-Hit CG: --

Win-Streak: 4, 9/16/20-5/8/22



shoulder surgery...transferred to 60-day IL on June 13.

• Struck out 15 batters and did not issue a walk in 16.1 innings pitched with Twins.

PROFESSIONAL: Selected by Twins in 13th round (380th overall) of 2015 First-Year Player Draft; signed by scout John Wilson.

STASHAK'S PITCHING RECORD																			
YEAR	CLUB	W-L	ERA	G	GS	CG	SHO	SV	IP	H	R	ER	HR	HB	BB	SO	WP	K/9	BAA
2015	Elizabethton	5-2	3.43	10	10	0	0	0	44.2	39	19	17	4	2	11	53	3	10.7	.234
2016	Cedar Rapids	8-5	3.16	18	17	0	0	1	105.1	90	38	37	4	3	30	80	7	6.8	.233
	Fort Myers	2-0	0.54	3	3	0	0	0	16.2	13	1	1	0	0	3	10	0	5.4	.217
2017	Fort Myers	3-4	3.89	16	16	0	0	0	83.1	72	40	36	7	4	20	72	5	7.8	.236
	GCL Twins	1-0	3.18	3	0	0	0	0	5.2	5	2	2	0	1	0	8	0	12.7	.238
	Chattanooga	0-0	0.00	3	0	0	0	0	6.0	4	0	0	0	0	0	10	0	15.0	.190
2018	Fort Myers	1-0	4.50	2	0	0	0	0	4.0	2	2	2	1	0	2	5	0	11.3	.143
	Chattanooga	1-1	2.75	35	2	0	0	4	55.2	47	18	17	4	1	13	69	3	11.2	.230
2019	Pensacola	2-3	4.76	19	0	0	0	4	28.1	28	25	15	4	2	5	40	0	12.7	.250
	Rochester	5-0	1.44	14	2	0	0	0	25.0	17	5	4	1	0	4	34	0	12.2	.185
	MINNESOTA	0-1	3.24	18	1	0	0	0	25.0	29	9	9	3	1	1	25	0	9.0	.287
2020	MINNESOTA	1-0	3.00	11	0	0	0	0	14.0	11	5	5	2	0	3	17	1	10.2	.204
2021	St. Paul	0-0	0.00	2	0	0	0	0	2.1	2	0	0	0	0	0	3	0	12.9	.222
	MINNESOTA	0-0	6.89	15	0	0	0	0	15.2	16	12	12	2	1	10	26	1	14.9	.258
2022	Fort Myers	0-0	0.00	1	0	0	0	0	1.0	0	0	0	0	0	0	2	0	18.0	.000
	MINNESOTA	3-0	3.86	11	0	0	0	0	16.1	16	7	7	1	0	0	15	0	8.3	.250
Minor League Totals		28-15	3.13	126	50	0	0	9	378.0	319	150	131	25	13	88	386	18	9.2	.229
Major League Totals		4-1	4.13	55	1	0	0	0	72.0	72	33	33	8	2	14	83	2	5.9	.256

STASHAK'S WILD CARD RECORD																			
YEAR	OPPONENT	W-L	ERA	G	GS	CG	SH	SV	IP	H	R	ER	HR	HB	BB	SO	WP	K/9	BAA
2020	Houston	0-1	4.50	1	0	0	0	0	2.0	1	1	1	1	0	0	1	0	4.5	.143

STASHAK'S DIVISION SERIES RECORD																			
YEAR	OPPONENT	W-L	ERA	G	GS	CG	SH	SV	IP	H	R	ER	HR	HB	BB	SO	WP	K/9	BAA
2019	New York-AL	0-0	10.80	2	0	0	0	0	1.2	3	2	2	2	0	1	0	0	0.0	.375

STASHAK'S CAREER FIELDING RECORD																			
POSITION	PCT	G	PO	A	E	TC	DP	PB											
Pitcher	1.000	55	0	5	0	3	1	—											

STASHAK'S PROFESSIONAL INJURED LIST HISTORY		
DATES	INJURY	
May 22-end of 2022 season	Right Shoulder Surgery	
April 7-17, 2022	Right Biceps Tendinitis	
May 29-end of 2021 season	Left Back Disc Injury	
August 13-September 7, 2020	Lower Back Inflammation	
July 26-August 25, 2017	Right Shoulder Impingement	
May 22-June 12, 2017	Right Oblique Strain	
August 14-24, 2016	Right Shoulder Inflammation	
August 2-11, 2015	Right Shoulder Impingement	

STASHAK'S GAME LOGS																			
DATE	OPP.	W	L	SV	SVO	HLD	ERA	GS	CG	IP	H	R	ER	HR	BB	IBB	HB	SO	AVG
4/17	@BOS	0	0	0	0	0	27.00	0	0	0.2	3	2	2	0	0	0	0	1	.750
4/20	@KC	0	0	0	0	0	6.75	0	0	2.0	0	0	0	0	0	0	0	2	.300
4/23	CWS	0	0	0	0	0	5.79	0	0	2.0	1	1	1	1	0	0	0	3	.235
4/28	DET	1	0	0	0	0	4.50	0	0	1.1	2	0	0	0	0	0	0	1	.261
4/30	@TB	1	0	0	0	0	3.86	0	0	1.0	0	0	0	0	0	0	0	1	.231
APRIL TOTALS		2	0	0	0	0	3.86	0	0	7.0	6	3	3	1	0	0	0	8	.231
5/3	@BAL	0	0	0	0	0	3.38	0	0	1.0	1	0	0	0	0	0	0	1	.233
5/8	OAK	1	0	0	0	0	2.53	0	0	2.2	1	0	0	0	0	0	0	1	.205
5/11	HOU	0	0	0	0	0	4.05	0	0	2.2	6	3	3	0	0	0	0	2	.264
5/15	CLE	0	0	0	0	1	3.77	0	0	1.0	0	0	0	0	0	0	0	2	.250
5/18	@OAK	0	0	0	0	0	4.11	0	0	1.0	2	1	1	0	0	0	0	0	.262
5/21	@KC	0	0	0	0	0	3.86	0	0	1.0	0	0	0	0	0	0	0	1	.250
MAY TOTALS		1	0	0	0	1	3.86	0	0	9.1	10	4	4	0	0	0	0	7	.263



56 CALEB THIELBAR



LEFT-HANDED PITCHER

H/W: 6-0/214
Age: 35
Born: 1/31/1987 in Northfield, MN
Resides: Brookings, SD

B/T: R/L

Acquired: Signed as minor league free agent, 11/29/19
M.L. Service: 4 years, 131 days
Contract Status: Signed thru 2022

PERSONAL: Caleb John Thielbar (pronounced THEEL-bar)...Twitter: @cthielbar56...wife, Carissa is an assistant basketball coach at South Dakota State University in Brookings, SD...couple has a son, Joshua...2005 graduate of Randolph (MN) High School...2009 graduate of South Dakota State University with a degree in Wildlife and Fisheries Management...went 13-16, 5.79 ERA (196.0 IP, 126 ER) with 60 walks and 152 strikeouts in 49 career games (29 starts) for the Jackrabbits from 2006-09...went 5-8, 5.44 ERA (87.2 IP, 53 ER) with 31 walks and 100 strikeouts in 22 games (12 starts) during his senior season in 2009...ended career as the Jackrabbits all-time leader in starts (44) and innings pitched (274.0), and ranked second in strikeouts (196)...enjoys hunting in South Dakota in spare time and offseason.

CAREER HIGHLIGHTS: Is one of 32 Minnesota natives to play for the Twins...was one of three MN natives on 2022 roster at one point (also, Matt Wallner and Louie Varland)...Twins mark sixth major league organization (Milwaukee - 2009-10, Minnesota - 2011-15 & '20-22, San Diego - 2015, Miami Spring Training - 2017, Detroit - 2018-19 and Atlanta - 2019)...finished 2021 season with a record of 7-0, and became the second Twins pitcher with at least seven wins, no losses and no starts in a season, joining Joe Nathan (7-0 in 64 relief appearances in 2006)...pitched for the St. Paul Saints in the American Association from 2016-17...made 2020 season debut August 4 vs. Pittsburgh, which marked first major league appearance since April 30, 2015...span of five years, three months and three days marked the fourth-longest appearance hiatus in Twins history, trailing Bert Blyleven (9 years, 64 days), Carlos Pulido (9 years, 22 days) and Craig Breslow (7 years, 322 days)...earned the win September 1, 2020 vs. Chicago-AL, which marked his first win since May 4, 2014 at Cleveland, a span of six years and 119 days between wins, the eighth-longest span between victories in Twins/Senators franchise history (Harry Kelley, 4/16/25-6/21/38 - 13 years, 66 days; Mike Fournieles, 9/19/52-6/30/63 - 10 years, 284 days; Bert Blyleven, 5/23/76-8/8/85 - 9 years, 77 days; Nick Altrock, 7/17/1909-6/6/18 - 8 years, 324 days; Joey Haynes, 7/4/40-5/21/49 - 8 years, 321 days; Craig Breslow, 5/14/09-4/28/17 - 7 years, 349 days and Andrew Albers, 8/12/13-8/27/21 - 8 years, 15 days)...started MLB career in 2013 in Minnesota with 19.2-consecutive scoreless innings May 20-July 6, setting a Twins record and tying him with the Mets' Joe Smith (April 1-May 5, 2007) for sixth-longest streak in baseball history to begin a career...allowed just five hits during the streak and struck out 17...during the streak, retired 31-consecutive batters faced without allowing a hit; according to the *Elias Sports Bureau*, it tied Joe Nathan (2006) for the fifth-longest streak in club history...was given the 2013 Bill Boni Award as Twins Most Outstanding Rookie, voted on by the Twin Cities Chapter of the BBWAA.

POSTSEASON CAREER: Made lone career Postseason appearance on September 29, 2020 in Game 1 of AL Wild Card Series vs. Houston, pitching 0.1 scoreless inning with one hit allowed.

2022:

- Made Twins Opening Day roster for third time in career (also 2021 and 2014).
- Made 200th career appearance on May 15 vs. Cleveland.
- Placed on Restricted List on June 3-6 while the team traveled to Toronto.
- Earned first career save on June 13 at Seattle, pitching 1.0 scoreless inning in a Twins 3-2 victory.
- Placed on 15-day Injured List on July 23 with a strained left hamstring...made one appearance on rehab assignment with Triple-A St. Paul on July 31 and was reinstated from Injured List on August 3.
- 26 of his final 31 appearances were scoreless, from July 10-end of season, posting a 1.27 ERA (28.1 IP, 4 ER) in that span)...the stretch included a 12.0-inning scoreless streak from July 10-August 19.
- Posted ERA's of 2.45 (71. IP, 2 ER) in eight July games, 0.75 ERA (12.0 IP, 1 ER) in 13 August games and 2.25 ERA (12.0 IP, 3 ER) in 14 September/October games.
- Threw fastest pitch of career on September 15 vs. Kansas City, a 95.4 mph fastball, striking out Kyle Isbel.
- Set career-high with 18 holds, nine coming from August 3-end of season...tied for most holds on club and tied for sixth-most among AL left-handed relievers.
- Allowed just five home runs on the season, four to right-handed batters (Jorge Mateo, Emmanuel Rivera, Buddy Kennedy, Yasmani Grandal) and one to a lefty (Corey Seager).
- Struck out multiple batters in 25 of 67 appearances...struck out season-high three batters nine times.
- Went 2-3, 2.25 ERA (36.0 IP, 9 ER) in 41 home games, compared to 2-0, 5.40 ERA (23.1 IP, 14 ER) in 26 road games.
- Held left-handed batters to a .225 average with just two extra-base hits and 25 strikeouts, compared to .226 vs. right-handers, with 11 extra-base hits and 55 strikeouts.
- Allowed just eight of 43 inherited runners to score for a 18.6 IRS%, the fourth-best percentage in the AL and seventh-best in baseball.

CAREER HIGHS

IP: 2.1, 3x, last 4/14/21 vs. BOS
SO: 5, 2x, last 4/14/21 vs. BOS
Walks: 2, 12x, last 6/19/22 at ARI
CG: --
Low-Hit CG: --
Win-Streak: 9, 6/16/21-6/13/22



- Set career-highs in games (67), strikeouts (80), strikeouts-per-9.0 IP (12.1), strikeouts-per-walk (4.4) and holds (18).
- Led the Twins in appearances (67) and ranked third in relief strikeouts (80).
- Posted a 12.13 strikeouts-per-9.0 IP ratio, best on the club and eighth-best in Twins history (since 1961).
- Ranked ninth in among AL relievers in strikeouts-per-9.0 IP), 11th in relief strikeouts and tied for 11th in appearances...ranked second in games in the AL among lefties, trailing only Jake Diekman (70).
- Averaged 73.0 mph on his curveball which he threw 24.7% of the time (246 total pitches)...had 22.7 inches of movement on that pitch...the 73.0 mph ranked seventh slowest in baseball (min. 200 pitches).
- Opponents hit .176 (9-for-51) off his slider, .234 (15-for-64) off his curveball and .245 (27-for-110) off his fastball...his curveball generated a 33.0 whiff percentage (246 pitches).
- Threw fastball at average speed of 92.8 mph, a 1.5 mph increase compared to 2021 (91.3 mph), the 12th-highest in baseball.
- Posted a 25.9 opponent hard hit percentage, ranking in the 100th percentile in baseball...also ranked in the 99th percentage in average exit velocity (84.9 mph), in the 92nd percentile in xBA (.193) and 93rd percentile in strikeout percentage (32.7%).

PROFESSIONAL: Selected by Milwaukee in 18th round of 2009 First-Year Player Draft; signed by scout Harvey Kuenn Jr.

THIELBAR'S PITCHING RECORD																			
YEAR	CLUB	W-L	ERA	G	GS	CG	SHO	SV	IP	H	R	ER	HR	HB	BB	SO	WP	K/9	BAA
2009	AZL Brewers	6-1	1.59	14	2	0	0	0	45.1	44	16	8	1	0	7	46	3	9.1	.240
	Helena	0-0	0.00	2	0	0	0	0	1.2	0	0	0	0	0	1	2	0	10.8	.000
2010	Wisconsin	0-2	5.60	30	0	0	0	3	53.0	65	41	33	6	0	14	43	0	7.3	.294
	Helena	0-0	3.68	9	0	0	0	0	14.2	16	7	6	2	0	0	9	1	5.5	.286
2011	Fort Myers	1-0	0.00	3	1	0	0	0	7.1	1	0	0	0	0	5	5	1	6.1	.042
2012	Fort Myers	1-1	0.00	7	0	0	0	1	12.1	4	1	0	0	2	2	16	0	11.7	.100
	New Britain	2-0	1.80	16	0	0	0	4	25.0	18	5	5	1	0	3	26	0	9.4	.198
	Rochester	3-1	3.57	25	1	0	0	1	40.1	42	19	16	5	1	16	32	3	7.1	.266
	Rochester	1-1	3.76	17	0	0	0	1	26.1	27	13	11	1	1	8	34	2	11.6	.260
	MINNESOTA	3-2	1.76	49	0	0	0	0	46.0	24	11	9	4	0	14	39	1	7.6	.154
2014	MINNESOTA	2-1	3.40	54	0	0	0	0	47.2	51	19	18	3	1	16	35	0	6.6	.280
2015	MINNESOTA	0-0	5.40	6	0	0	0	0	5.0	5	3	3	0	0	0	5	1	9.0	.263
	Rochester	5-3	2.81	29	0	0	0	0	32.0	30	10	10	1	1	18	19	0	5.3	.252
	El Paso	0-0	0.73	9	0	0	0	0	12.1	9	1	1	1	1	5	7	0	5.1	.196
2018	Erie	3-0	1.42	27	0	0	0	0	38.0	28	7	6	1	0	3	40	1	9.5	.201
	Toledo	4-1	3.32	12	0	0	0	0	19.0	20	9	7	2	1	2	11	0	5.2	.270
2019	Toledo	2-1	3.30	50	0	0	0	4	76.1	74	29	28	7	2	16	92	3	10.8	.254
	Gwinnett	0-0	0.00	1	0	0	0	1	2.0	1	0	0	0	0	0	2	0	9.0	.143
2020	MINNESOTA	2-1	2.25	17	0	0	0	0	20.0	14	6	5	0	0	9	22	2	9.9	.192
2021	MINNESOTA	7-0	3.23	59	0	0	0	0	64.0	55	24	23	8	3	20	77	3	10.8	.232
2022	St. Paul	0-0	0.00	1	0	0	0	0	1.0	0	0	0	0	0	0	1	0	9.0	.000
	MINNESOTA	4-3	3.49	67	0	0	0	1	59.1	51	26	23	5	0	18	80	1	12.1	.226
Minor League Totals		28-11	2.91	252	4	0	0	15	406.2	379	158	131	28	9	100	385	14	8.5	.244
Major League Totals		18-7	3.01	252	0	0	0	1	242.0	200	89	81	20	4	77	258	8	9.6	.224

THIELBAR'S WILD CARD RECORD																			
YEAR	OPPONENT	W-L	ERA	G	GS	CG	SH	SV	IP	H	R	ER	HR	HB	BB	SO	WP	K/9	BAA
2020	Houston	0-0	0.00	1	0	0	0	0	0.1	1	0	0	0	0	0	0	0	0.0	.500

THIELBAR'S CAREER FIELDING RECORD								
POSITION	PCT	G	PO	A	E	TC	DP	PB
Pitcher	.943	252	12	21	2	35	0	—

THIELBAR'S PROFESSIONAL INJURED LIST HISTORY		
DATES	INJURY	LEVEL
July 23-August 3, 2022	Strained Left Hamstring	Minnesota
June 3-16, 2021	Left Groin Strain	Minnesota
April 20-24, 2021	COVID IL	Minnesota

THIELBAR'S GAME LOGS

DATE	OPP.	W	L	SV	SVO	HLD	ERA	GS	CG	IP	H	R	ER	HR	BB	IBB	HB	SO	AVG	#PIT
4/9	SEA	0	0	0	0	0	0.00	0	0	1.1	0	0	0	0	1	0	0	0	.000	18
4/11	SEA	0	0	0	0	0	0.00	0	0	1.0	0	0	0	0	1	0	0	0	.000	19
4/12	LAD	0	0	0	0	0	11.57	0	0	0.0	1	3	3	0	2	0	0	0	.143	18
4/17	@BOS	0	0	0	0	0	23.63	0	0	0.1	4	4	4	0	0	0	0	0	.417	17
4/20	@KC	0	0	0	0	0	17.18	0	0	1.0	1	0	0	0	0	0	0	2	.375	15
4/23	CWS	0	0	0	0	0	13.50	0	0	1.0	1	0	0	0	0	0	0	3	.350	22
4/26	DET	0	0	0	0	1	15.19	0	0	0.2	1	2	2	0	1	0	0	0	.348	27
4/30	@TB	0	0	0	0	0	12.79	0	0	1.0	1	0	0	0	0	0	0	3	.333	15
APRIL TOTALS																				
5/3	@BAL	1	0	0	0	0	10.13	0	0	1.2	0	0	0	0	0	0	0	2	.281	18
5/5	@BAL	0	0	0	0	0	10.00	0	0	1.0	1	1	1	1	0	0	0	3	.278	18
5/8	OAK	0	0	0	0	1	9.00	0	0	1.0	0	0	0	0	1	0	0	3	.256	20
5/10	HOU	0	0	0	0	0	8.71	0	0	0.1	0	0	0	0	0	0	0	0	.250	3
5/12	HOU	0	0	0	0	0	7.50	0	0	1.2	1	0	0	0	1	0	0	1	.239	23
5/14	CLE	0	0	0	0	0	7.11	0	0	0.2	1	0	0	0	0	0	0	0	.245	15
5/15	CLE	0	0	0	0	1	6.92	0	0	0.1	0	0	0	0	0	0	0	0	.240	2
5/17	@OAK	0	0	0	0	0	6.28	0	0	1.1	0	0	0	0	0	0	0	2	.222	16
5/21	@KC	0	0	0	0	1	6.46	0	0	1.0	1	1	1	1	1	0	0	0	.224	18
5/23	DET	0	0	0	0	0	6.19	0	0	0.2	0	0	0	0	0	0	0	0	.217	3
5/25	DET	0	0	0	0	0	5.82	0	0	1.0	1	0	0	0	2	0	0	1	.219	30
5/27	KC	0	0	0	0	1	5.71	0	0	0.1	0	0	0	0	0	0	0	0	.215	1
5/29	KC	0	0	0	0	0	5.89	0	0	1.0	2	1	1	0	0	0	0	2	.229	22
5/31	@DET	0	0	0	0	0	5.59	0	0	1.0	0	0	0	0	0	0	0	1	.219	11
MAY TOTALS																				
6/8	NYN	0	0	0	0	0	5.31	0	0	1.0	2	0	0	0	0	0	0	1	.234	14
6/11	TB	0	0	0	0	1	5.48	0	0	1.0	2	1	1	0	0	0	0	3	.244	25
6/13	@SEA	1	0	0	0	0	5.24	0	0	1.0	0	0	0	0	0	0	0	2	.235	8
6/15	@SEA	0	0	0	0	1	5.16	0	0	0.1	0	0	0	0	0	0	0	0	.233	4
6/19	@ARI	0	0	0	0	0	6.56	0	0	0.2	3	4	4	1	2	0	0	1	.253	31
6/22	CLE	0	0	0	0	0	6.20	0	0	1.1	0	0	0	0	0	0	0	2	.242	15
6/23	CLE	0	0	1	1	0	6.04	0	0	0.2	1	0	0	0	0	0	0	1	.245	12
6/26	COL	0	0	0	0	1	5.88	0	0	0.2	2	0	0	0	1	0	0	0	.255	19
6/28	@CLE	0	0	0	0	0	5.67	0	0	1.0	0	0	0	0	0	0	0	2	.250	10
6/29	@CLE	0	0	0	0	0	5.46	0	0	1.0	0	0	0	0	0	0	0	2	.243	11
JUNE TOTALS																				
7/1	BAL	0	0	0	0	0	5.65	0	0	0.2	1	1	1	0	0	0	0	0	.243	12
7/5	@CWS	0	0	0	0	0	5.46	0	0	1.0	0	0	0	0	0	0	0	3	.237	11
7/6	@CWS	0	0	0	0	0	5.28	0	0	1.0	0	0	0	0	0	0	0	0	.231	8
7/8	@TEX	0	0	0	0	0	5.52	0	0	0.1	2	1	1	1	0	0	0	1	.242	13
7/10	@TEX	0	0	0	0	1	5.34	0	0	1.0	0	0	0	0	1	0	0	1	.236	23
7/13	MIL	0	0	0	0	0	5.13	0	0	1.1	1	0	0	0	1	0	0	3	.234	29
7/15	CWS	0	0	0	0	0	4.98	0	0	1.0	0	0	0	0	0	0	0	1	.229	7
7/17	CWS	0	0	0	0	0	4.84	0	0	1.0	1	0	0	0	0	0	0	1	.230	11
JULY TOTALS																				
8/3	DET	0	0	0	0	1	4.71	0	0	1.0	0	0	0	0	0	0	0	2	.225	11
8/6	TOR	0	0	0	0	1	4.54	0	0	1.1	0	0	0	0	0	0	0	1	.218	13
8/7	TOR	0	1	0	0	0	4.38	0	0	1.1	3	1	0	0	1	1	0	0	.231	21
8/10	@LAD	0	0	0	0	0	4.35	0	0	0.1	0	0	0	0	0	0	0	0	.230	3
8/13	@LAA	0	0	0	0	1	4.20	0	0	1.1	0	0	0	0	0	0	0	3	.224	13
8/15	KC	0	0	0	0	1	4.14	0	0	0.2	0	0	0	0	0	0	0	1	.221	8
8/16	KC	0	0	0	0	1	4.04	0	0	1.0	0	0	0	0	0	0	0	2	.217	17
8/19	TEX	0	0	0	0	1	3.98	0	0	0.2	1	0	0	0	0	0	0	2	.219	17
8/20	TEX	0	1	0	0	0	4.15	0	0	0.1	2	2	1	0	0	0	0	1	.227	11
8/22	TEX	0	0	0	0	0	4.06	0	0	1.0	1	0	0	0	0	0	0	0	.228	12
8/27	SF	0	0	0	0	0	3.94	0	0	1.1	0	0	0	0	0	0	0	2	.222	22
8/29	BOS	1	0	0	0	0	3.83	0	0	1.1	0	0	0	0	0	0	0	1	.217	15
8/30	BOS	0	0	0	0	0	3.80	0	0	0.1	1	0	0	0	1	0	0	0	.220	13
AUGUST TOTALS																				
9/2	@CWS	0	0	0	1	0	3.91	0	0	1.0	1	1	1	1	0	0	0	1	.221	13
9/4	@CWS	0	0	0	0	0	3.83	0	0	1.0	1	0	0	0	0	0	0	1	.222	15
9/7	@NYY	0	0	0	0	0	3.75	0	0	1.0	0	0	0	0	0	0	0	2	.218	11
9/8	@NYY	0	0	0	0	1	3.71	0	0	0.2	1	0	0	0	0	0	0	1	.220	19
9/11	CLE	0	0	0	0	0	3.63	0	0	1.0	1	0	0	0	1	0	0	0	.221	15
9/14	KC	0	0	0	0	0	3.57	0	0	1.0	1	0	0	0	0	0	0	1	.221	12
9/15	KC	0	0	0	0	1	3.50	0	0	1.0	0	0	0	0	0	0	0	2	.218	12
9/16	@CLE	0	0	0	0	1	3.81	0	0	0.1	2	2	2	0	0	0	0	1	.224	15
9/20	@KC	0	0	0	0	0	3.74	0	0	1.0	2	0	0	0	0	0	0	3	.229	23
9/23	LAA	0	0	0	0	0	3.72	0	0	0.1	1	0	0	0	0	0	0	0	.231	10
9/24	LAA	0	0	0	0	0	3.65	0	0	1.0	0	0	0	0	0	0	0	2	.228	13
9/28	CWS	1	0	0	0	0	3.57	0	0	1.1	0	0	0	0	0	0	0	1	.224	15
9/29	CWS	0	1	0	0	0	3.55	0	0	0.1	1	1	0	0	0	0	0	1	.225	18
10/3	@CWS	0	0	0	0	0	3.49	0	0	1.0	1	0	0	0	0	0	0	2	.226	15
SEPT/OCT TOTALS																				
		1	1	0	1	3	2.25	0	0	12.0	12	4	3	1	1	0	0	18	.245	206



15 GIO URSHELA



INFIELDER

H/W: 6-0/222 B/T: R/R
Age: 31
Born: 10/11/1991 in Cartagena, Colombia
Resides: Cartagena, Colombia

Acquired: Trade with NY Yankees, 3/13/22
M.L. Service: 5 years, 127 days
Contract Status: Signed thru 2022

PERSONAL: Giovanni Urshela (pronounced urr-SHEL-lah)...Twitter: @Urshela10...Instagram: @urshela10...presented with the Thurman Munson Award in February 2021...in February 2021, was named an official Health Ambassador for Hackensack Meridian Health...in the role, engaged with pediatric patients through virtual visits and other events at the Joseph M. Sanzari Children's Hospital in Hackensack, K. Hovananian Children's Hospital in Neptune, NJ and other locations throughout the network...is only the third player with a surname starting with 'U' to play for the Twins, joining Ted Uhlaender (1965-69) and Scott Ullger (1983)...enjoys playing a lot of video games and spending time with family...favorite all-time TV show is Money Heist on Netflix.

CAREER HIGHLIGHTS: Minnesota marks fourth organization (Cleveland 2009-18, Toronto 2018, New York-AL 2018-21)...played in 500th career major league game on May 28, 2022 vs. Kansas City...recorded 500th career major league hit on August 28, 2022 vs. San Francisco...recorded 100th career double on August 29, 2022 vs. Boston...made a diving catch into the dugout on October 3, 2021 vs. Tampa Bay which was named MLB's "Play of the Week"...one of three finalists for the AL Gold Glove at third base in 2020 (Kiner-Falefa - winner & Yoán Moncada)...played for Colombia in 2017 World Baseball Classic...first major league hit (third-inning RBI single off Tom Wilhelmson) and first home run (solo shot off Vidal Nuño in the fifth inning) on June 11, 2015 vs. Seattle...tabbed the "Best Defensive Third Baseman" in 2010 in the Midwest League by *Baseball America*.

POSTSEASON CAREER: Has played in 22 career Postseason games, hitting .211 (16-for-76) with one double, three home runs, eight RBI and eight runs scored...**2021:** Went 1-for-3 in ALWC at Boston...**2020:** Was 3-for-9 with three runs, one home run and five RBI in the AL Wild Card Series at Cleveland...hit a go-ahead grand slam in the fourth inning of ALWC Game 2, becoming the first third baseman in franchise history to hit a grand slam in the postseason...was the 13th player in Yankees history to hit a grand slam in the playoffs (first since Didi Gregorius in 2019 ALDS Game 2 vs. Minnesota)...was just the third go-ahead postseason grand slam in franchise history, joining Tino Martinez in 1998 World Series Game 1 (tied 5-5) and Gil McDougald in 1951 World Series Game 5 (tied 1-1)...**2019:** Started each of the Yankees' nine postseason games at third base, hitting .242 (8-for-33)...hit his first career postseason home run in ALCS Game 1 at Houston...reached base safely four times in ALCS Game 6 at Houston (3-for-3, 2 R, 1 HR, 1 RBI, 1 BB), hitting a fourth-inning solo HR...**2017:** Made playoff debut, starting all five games in the ALDS vs. the Yankees and hitting .167 (2-for-12) with one RBI.

2022:

- ▶ Played first season with Minnesota after being acquired via trade with Yankees on March 13, along with Gary Sánchez, in exchange for Josh Donaldson, Isiah Kiner-Falefa and Ben Rortvedt...made the three-hour drive down I-75 from Tampa to Fort Myers with Sánchez.
- ▶ Was club's Opening Day third baseman, batting fourth on April 8 vs. Seattle...went 1-for-3 with the Twins first home run of the season, a fourth-inning shot to leftfield off Robbie Ray...marked his 50th major league home run, becoming third Colombian-born player in AL/NL history to reach that mark, joining Edgar Rentería (140) and Orlando Cabrera (123).
- ▶ Hit safely in 16 games of an 18-game span from May 21-June 9 (.369 AVG), a span that included two seven-game hitting streaks from May 21-27 and June 1-9.
- ▶ Recorded second career walk-off hit on May 23 vs. Detroit, hitting an infield single one out in the bottom of the ninth, capping a Twins 5-4 victory.
- ▶ Played in 500th career game on May 28 vs. Kansas City.
- ▶ Placed on Paternity List from July 29-August 1 to attend the birth of his daughter, Gianna.
- ▶ Recorded third career walk-off hit and second of season on August 1 vs. Detroit, a two-run homer in the bottom of the 10th inning, capping a Twins 5-3 victory.
- ▶ Tied career-high with four hits (5 at-bats) for the third time in career on August 16 vs. Kansas City (all singles).
- ▶ Recorded 500th career hit on August 28 vs. San Francisco, a double off Alex Young...became fourth Colombian-born player in AL/NL history with 500 career hits, joining Donovan Solano, Orlando Cabrera and Edgar Rentería.
- ▶ Recorded 100th career double on August 29 vs. Boston, off Matt Strahm...it was a bases-clearing two-out shot that proved to be the game-winner in a Twins 4-2 victory.
- ▶ Reached safely in a season-high 12-straight games from September 7-18, posting a .471 on-base percentage in that span (18 hits, 5 walks).
- ▶ Played in 600th career game on October 3 at Chicago-AL, going 2-for-4 with a home run.
- ▶ Hit .333 (40-for-120) with 11 RBI, 13 walks, a .404 on-base percentage and an .829 OPS in 33 September games...hit .463 (19-for-41) with a 1.085 OPS in final 11 games of season from September 24-October 5.

CAREER HIGHS

Hits: 4, 4x, last 8/16/22 vs. KC
RBI: 4, 5x, last 8/1/20 vs. BOS
HR: 2, 2x, last 8/8/19 at TOR
GS: 1, last 8/1/20 vs. BOS
SB: 1, 4x, last 9/5/22 at NY Yankees
Hit-Strike: 13, 3x, last 8/31-9/24/20

WALK-OFF HITS/PA

5/17/19 vs. TB (1B)
5/23/22 vs. DET (1B)
8/1/22 vs. DET (HR)

MULTI-HR GAMES

8/7/19 at BAL
8/8/19 at TOR



- ☛ Hit .333 (87-for-261) with 12 doubles, 10 home runs, and 43 of his 64 RBI in 71 games against the AL Central.
- ☛ Hit .310 (78-for-252) in 73 home games, compared to .261 (65-for-249) in 71 road games...ranked seventh in AL and 11th in baseball in home batting average.
- ☛ Hit .291 (43-for-148) with a .775 OPS vs. left-handed pitching, compared to .283 (100-for-353) with a .763 OPS vs. right-handed pitching.
- ☛ Hit .305 (18-for-59) against offspeed pitches, .298 (76-for-255) against fastballs and .248 (49-for-187) against breaking pitches.
- ☛ Hit .320 (24-for-75) in close and late situations (10th in AL), .327 (49-for-150) in one-run games (7th in AL) and .328 (20-for-61) in extra-innings (13th in AL).
- ☛ Ranked tied for first on Twins in games (144), tied for second in RBI (64), third in hits (143) and fourth in runs scored (61).
- ☛ Set career-highs in games (144), at-bats (501), hits (143) and walks (41).
- ☛ Ranked fourth in the AL in games played at third base (136) and third in fielding percentage (.983 - 6 errors/343 total chances).

PROFESSIONAL: Signed by Cleveland as undrafted free agent on July 2, 2008...traded from Cleveland to Toronto on May 9, 2018 in exchange for cash considerations...traded from Toronto to New York-AL in exchange for cash considerations on August 4, 2018 and re-signed on October 24, 2018...acquired by Minnesota via trade along with catcher Gary Sánchez on March 13, 2022, in exchange for third baseman Josh Donaldson, catcher Ben Rortvedt and infielder Isiah Kiner-Falefa.

URSHELA'S PLAYING RECORD																			
YEAR	CLUB	AVG	G	AB	R	H	2B	3B	HR	RBI	SH	SF	HBP	BB	SO	SB	CS	OBP	OPS
2009	AZL Indians	.257	32	105	10	27	2	0	0	11	1	2	1	10	12	3	0	.322	.598
	DSL Indians	.269	27	108	10	29	8	1	1	24	0	1	1	7	14	2	2	.316	.705
2010	Mahoning Valley	.290	58	221	22	64	8	0	3	35	1	6	3	12	32	5	3	.326	.693
2011	Lake County	.238	126	505	57	120	24	2	9	46	2	4	4	14	69	3	0	.262	.608
2012	Carolina	.278	114	439	50	122	30	1	14	59	5	8	7	16	60	1	1	.309	.755
2013	Akron	.270	116	445	42	120	23	2	8	43	4	2	1	14	48	1	1	.292	.677
2014	Akron	.300	24	90	15	27	9	0	5	19	0	1	1	6	16	1	1	.347	.914
	Columbus	.276	104	395	63	109	27	6	13	65	1	1	3	30	51	0	2	.331	.804
2015	Columbus	.272	22	81	12	22	5	1	3	9	0	0	0	3	12	0	0	.298	.767
	CLEVELAND	.225	81	267	25	60	8	1	6	21	1	0	2	18	58	0	1	.279	.608
2016	Columbus	.274	117	468	54	128	24	1	8	57	1	6	1	15	58	0	0	.294	.674
2017	Columbus	.266	76	297	34	79	12	1	6	34	1	2	5	20	45	0	0	.321	.695
	CLEVELAND	.224	67	156	14	35	7	0	1	15	1	0	0	8	22	0	0	.262	.551
2018	Columbus	.324	11	37	6	12	4	0	0	7	0	0	0	5	9	0	0	.405	.837
	Buffalo	.244	24	86	7	21	3	0	0	5	0	1	0	4	9	0	0	.275	.554
	Scranton/Wilkes-Barre	.307	27	101	14	31	7	2	2	12	1	0	1	4	13	0	0	.340	.815
	TORONTO	.233	19	43	7	10	1	0	1	3	0	0	1	2	10	0	0	.283	.608
2019	Scranton/Wilkes-Barre	.444	2	9	2	4	2	0	0	1	0	0	0	0	2	0	0	.444	1.111
	NEW YORK-AL	.315	132	442	73	139	34	0	21	74	0	4	5	25	87	1	1	.355	.889
2020	NEW YORK-AL	.298	43	151	24	45	11	0	6	30	0	4	1	18	25	1	0	.368	.858
2021	Somerset	.500	2	8	3	4	1	0	0	0	0	0	1	0	1	0	0	.556	1.181
	NEW YORK-AL	.267	116	420	42	112	18	2	14	49	0	1	1	20	109	1	0	.301	.720
2022	MINNESOTA	.285	144	501	61	143	27	3	13	64	0	7	2	41	96	1	0	.338	.767
	Minor League Totals	.271	882	3395	401	919	189	17	72	427	17	34	29	160	451	16	10	.306	.706
	Major League Totals	.275	602	1980	246	544	106	6	62	256	2	16	12	132	407	4	2	.321	.750

URSHELA'S WILD CARD RECORD																			
YEAR	OPPONENT	AVG	G	AB	R	H	2B	3B	HR	RBI	SH	SF	HBP	BB	SO	SB	CS	OBP	OPS
2020	Cleveland	.333	2	9	3	3	0	0	1	5	0	1	0	0	3	0	0	.300	.967
2021	Boston	.333	1	3	0	1	0	0	0	0	0	0	0	0	1	0	0	.333	.667
	Wild Card Totals	.333	3	12	3	4	0	0	1	5	0	1	0	0	4	0	0	.308	.891

URSHELA'S DIVISION SERIES RECORD																			
YEAR	OPPONENT	AVG	G	AB	R	H	2B	3B	HR	RBI	SH	SF	HBP	BB	SO	SB	CS	OBP	OPS
2017	New York-AL	.167	5	12	0	2	0	0	0	1	1	0	0	0	6	0	0	.167	.333
2019	Minnesota	.250	3	12	1	3	1	0	0	0	0	0	0	0	2	0	0	.250	.583
2020	Tampa Bay	.105	5	19	1	2	0	0	0	0	0	0	0	2	4	0	0	.190	.296
	Division Series Totals	.163	13	43	2	7	1	0	0	1	1	0	0	2	12	0	0	.200	.386

URSHELA'S LEAGUE CHAMPIONSHIP SERIES RECORD																			
YEAR	OPPONENT	AVG	G	AB	R	H	2B	3B	HR	RBI	SH	SF	HBP	BB	SO	SB	CS	OBP	OPS
2019	Houston	.238	6	21	3	5	0	0	2	2	0	0	0	2	2	0	0	.304	.828

URSHELA'S WORLD BASEBALL CLASSIC RECORD																			
YEAR	CLUB	AVG	G	AB	R	H	2B	3B	HR	RBI	SH	SF	HBP	BB	SO	SB	CS	OBP	OPS
2017	Colombia	.143	3	14	0	2	0	0	0	1	0	0	0	0	3	0	0	.143	.286

URSHELA'S CAREER FIELDING RECORD

POSITION	PCT	G	PO	A	E	TC	DP	PB
Third Base	.964	548	320	934	40	1294	105	—
Shortstop	.968	43	30	62	3	95	8	—
Second Base	.909	5	2	8	1	11	2	—
First Base	1.000	3	10	0	0	10	2	—
Outfield	1.000	1	2	0	0	2	0	—
Totals	.969	600	364	1004	44	1412	117	—

URSHELA'S PROFESSIONAL INJURED LIST HISTORY

DATES	INJURY	LEVEL
September 4-15, 2020	Right Elbow Bone Spur	New York-AL
August 30-September 8, 2019	Left Groin Injury	New York-AL
March 29-May 4, 2018	Right Hamstring Strain	Cleveland
May 12-25, 2016	Right Hamstring Strain	Triple-A Columbus
May 8-21, 2015	Back Strain	Triple-A Columbus
April 9-23, 2015	Back Strain	Triple-A Columbus
May 2-21, 2012	Left Wrist Sprain	Single-A Carolina



RIGHT-HANDED PITCHER

H/W: 6-1/205 B/T: L/R
 Age: 24
 Born: 12/9/1997 in St. Paul, MN
 Resides: Maplewood, MN

Acquired: 15th RD, 2019 First-Year Player Draft
 M.L. Service: 15 days
 Contract Status: Signed thru 2022

PERSONAL: Louie Dennis Varland...Twitter: @LouieVarland...Instagram: @louievarland...St. Paul native who attended North St. Paul High School – where he wrestled and played football, in addition to baseball – and Concordia University...helped out at his father Wade's drywall business when he was younger...his aunts, Denise and Sue, were legendary softball pitchers at North St. Paul...his older brother, Gus, is a pitcher in the Los Angeles Dodgers organization; the duo played together at North St. Paul and Concordia, and train together in the offseason...favorite movie is Rocky I, favorite musical artist is the Red Hot Chili Peppers and favorite food is sushi.

CAREER HIGHLIGHTS: One of 32 Minnesota natives to play for Twins and one of 16 to pitch...was one of three MN natives on Twins roster at one point in 2022 (also, Caleb Thielbar and Matt Wallner)...named Jim Rantz Award winner as Twins minor league Pitcher of the Year in 2021 and 2022, one of two pitchers to ever win the award twice, joining José Berríos (2014-15)...in 2022, led all Twins minor leaguers in strikeouts (146) and innings pitched (126.1), tied for first in games started (23) and was second in ERA (3.06), second in winning percentage (.615), fourth in opponent batting average (.242) and WHIP (1.26), and tied for fifth in wins (8)...made major league debut on September 7, 2021 at Yankee Stadium and struck out seven batters in 5.1 innings pitched...earned first major league win on October 5, 2022 at Chicago-AL...named starting pitcher on Twins' 2021 MiLB.com Organizational All-Star team.

CAREER HIGHS

IP: 5.2, 9/23/22 vs. LAA
 SO: 7, 9/7/22 at NYY
 Walk: 2, 2x, last 9/29/22 vs. CWS
 CG: --
 Low-Hit CG: --
 Win-Streak: 1, 10/5/22



2022:

- Began season with Double-A Wichita.
- Struck out minor league season-high 10 batters in second start on April 14 at Northwest Arkansas (5.2 IP).
- Promoted to Triple-A St. Paul on August 9.
- Made four starts for the Saints from August 12-31, going 1-1, 1.69 ERA (21.1 IP, 4 ER) with three walks and 27 strikeouts.
- Named Twins minor league Pitcher of the Week four times: June 12 with Wichita, July 3 with Wichita, August 14 with St. Paul and August 28 with St. Paul.

- Contract selected as 29th man for doubleheader on September 7, one of four stints with the Twins (2 as a 29th player).
- Made major league debut in game one of doubleheader on September 7 at New York-AL, allowing two runs on three hits in 5.2 innings pitched, with one walk and seven strikeouts...became the fourth pitcher in Twins history (1961-present) with at least seven strikeouts and one-or-fewer walks allowed in his major league debut, joining Hall of Famer Bert Blyleven (7 K, 1 BB on June 5, 1970), Yohan Pino (7 K, 1 BB on June 19, 2014) and Devin Smeltzer (7 K, 0 BB on May 28, 2019)...first career strikeout came of Aaron Judge in the first inning.
- Earned first career win in final game of season on October 5 at Chicago-AL, pitching 5.0 shutout innings with four hits allowed, no walks and five strikeouts in a Twins 10-1 victory.
- Led all Twins minor leaguers in strikeouts (146) and innings pitched (126.1), was tied for first in games started (23) and was second in ERA (3.06), second in winning percentage (.615), fourth in opponent batting average (.242) and WHIP (1.26), and tied for fifth in wins (8).
- Combined to go 9-7, 3.19 ERA (152.1 IP, 54 ER) with 48 walks and a 167 strikeouts in 29 games (28 starts) between Minnesota, St. Paul and Wichita.
- Went 8-5, 3.06 ERA (126.1 IP, 43 ER), 42 walks, 146 strikeouts, a 1.26 WHIP and a .242 (117-for-484) opponent batting average in 24 minor league games (23 starts)...named Jim Rantz Award winner as Twins Minor League Pitcher of the Year for the second consecutive season, joining José Berrios (2014-15) as the only pitcher to win the award in back-to-back seasons.
- Ranked as Twins 10th-best prospect in organization by MLB.com after season.

PROFESSIONAL: Selected by Twins in 15th round of 2019 First-Year Player Draft; signed by scout Joe Bisenius.

VARLAND'S PITCHING RECORD																			
YEAR	CLUB	W-L	ERA	G	GS	CG	SHO	SV	IP	H	R	ER	HR	HB	BB	SO	WP	K/9	BAA
2019	Elizabethton	0-1	2.08	3	1	0	0	0	8.2	9	2	2	1	0	4	10	1	10.4	.257
2020	NO SEASON - DID NOT PLAY																		
2021	Fort Myers	4-2	2.09	10	8	0	0	0	47.1	41	14	11	2	3	16	76	5	14.5	.228
	Cedar Rapids	6-2	2.10	10	10	0	0	0	55.2	41	14	13	4	2	14	66	2	10.7	.202
2022	Wichita	7-4	3.34	20	19	0	0	0	105.0	102	46	39	14	2	39	119	4	10.2	.251
	St. Paul	1-1	1.69	4	4	0	0	0	21.1	15	5	4	1	2	3	27	0	11.4	.192
	MINNESOTA	1-2	3.81	5	5	0	0	0	26.0	26	11	11	4	1	6	21	1	7.3	.263
Minor League Totals		18-10	2.61	47	42	0	0	0	238.0	208	81	69	22	9	76	298	12	11.3	.231
Major League Totals		1-2	3.81	5	5	0	0	0	26.0	26	11	11	4	1	6	21	1	7.3	.263

VARLAND'S CAREER FIELDING RECORD									
POSITION	PCT	G	PO	A	E	TC	DP	PB	
Pitcher	1.000	5	0	2	0	2	0	—	

VARLAND'S PROFESSIONAL INJURED LIST HISTORY		
DATES	INJURY	LEVEL
None.....		

VARLAND'S GAME LOGS																				
DATE	OPP.	W	L	SV	SVO	HLD	ERA	GS	CG	IP	H	R	ER	HR	BB	IBB	HB	SO	AVG	#P
9/7	@NYY	0	0	0	0	0	3.38	1	0	5.1	3	2	2	1	1	0	0	7	.167	80
9/17	@CLE	0	1	0	0	0	5.23	1	0	5.0	9	4	4	1	2	1	0	3	.293	91
9/23	LAA	0	1	0	0	0	5.06	1	0	5.2	7	3	3	2	1	0	0	3	.297	88
9/29	CWS	0	0	0	0	0	4.71	1	0	5.0	3	2	2	0	2	0	0	3	.272	74
10/5	@CWS	1	0	0	0	0	3.81	1	0	5.0	4	0	0	0	0	0	1	5	.263	78
SEPT/OCT TOTALS		1	2	0	0	0	3.81	5	0	26.0	26	11	11	4	6	1	1	21	.263	411



38 MATT WALLNER



OUTFIELDER

H/W: 6-5/220

B/T: L/R

Age: 24

Born: 12/12/1997 in Forest Lake, MN

Resides: Forest Lake, MN

Acquired: 1st RD (39th overall) in 2019 MLB Draft

M.L. Service: 19 days

Contract Status: Signed thru 2022

PERSONAL: Matthew John Wallner...Twitter: @Matt_Wallner...Instagram: @matt_wallner...Forest Lake, MN native who attended Forest Lake High School...named 2016 Minnesota Mr. Baseball...played collegiately at the University of Southern Mississippi for three seasons, hitting .337 (232-for-689) with 39 doubles, 58 home runs and 190 RBI in 189 games...in 2019, named to the Baton Rouge Regional All-Tournament Team, leading the Golden Eagles to the championship round after hitting .308 (4-for-13) with two home runs and five RBI...played for the 2018 USA Baseball Collegiate National Team...in 2017, named the *Baseball America* Freshman of the Year and was selected to BA All-America Second Team and their Freshman All-America First Team.

CAREER HIGHLIGHTS: One of 32 Minnesota natives to play for Twins...was one of three MN natives on Twins roster at one point in 2022 (also, Caleb Thielbar and Louie Varland)...named Sherry Robertson Award winner as 2022 Twins minor league Player of the Year...made major league debut on September 17, 2022 at Cleveland...recorded first major league hit on September 17, 2022, homering off Shane Bieber - became 12th Twin to homer in first major league game...selected to start in 2022 SiriusXM All-Star Futures Game...entered 2022 as the 14th-best prospect in the Twins organization, per MLB.com.

2022:

- Began season with Double-A Wichita.
- Recorded four hits three times for the Wind Surge: May 6 vs. Tulsa, June 4 vs. Frisco and July 13 vs. Arkansas.
- Recorded four multi-homer games while at Wichita: April 30 at Arkansas, June 21 vs. San Antonio, June 30 at Springfield and July 4 vs. Amarillo.
- Named Twins minor league Player of the Week three times: June 26 with Wind Surge, July 10 with Wind Surge and September 4 with Saints.
- Named Texas League Hitter of the Week on June 27...led the league with 1.508 OPS, three home runs, six RBI, batted .429 with five walks.
- Hit .345 (29-for-84) with five doubles, one triple, eight home runs, 17 RBI, 24 runs scored and a 1.214 OPS in 27 June games at Wichita.
- Promoted to Triple-A St. Paul on July 14...at time of promotion, ranked first in the Texas League in RBI and intentional walks (5), tied for first in extra base hits (160), second in home runs and walks (62), third in number of pitches seen (1393), tied for third in runs (61), fourth in on base percentage, slugging, OPS (1.033), and extra base hits (37), and 10th in hits (80).
- Selected to start in the SiriusXM All-Star Futures Game at Dodger Stadium on July 16...batted fifth and played rightfield, going 1-for-2 with a home run, two RBI and run scored.
- Hit walk-off single in 10th inning for Saints on August 21 vs. Scranton/Wilkes-Barre.
- Recorded first cycle in 30-season Saints franchise history going 5-for-6 with two doubles, a triple, a homer, six RBI and two runs on September 1 vs. Omaha...career-high five hits and career-high tying six RBI.
- Had contract selected by Minnesota on September 17.
- Made major league debut in game one of a doubleheader on September 17 at Cleveland...recorded first career hit in that game, a solo home run off Shane Bieber...became 12th Twin to homer in first career major league game.
- Recorded first career three-hit game on September 21 at Kansas City, hitting one double and two singles.
- Hit home run on September 27 vs. Chicago-AL, off Lance Lynn, a ball that registered at 113.8 mph exit velocity, the fifth-hardest hit ball by a Twin on season and 48th hardest in baseball in 2022...the hit was measured at a 45.0° launch angle, one of nine players in baseball to hit a home run at that sharp of launch angle on season...also tied Eduardo Escobar (June 18, 2016 vs. New York-AL) for highest launch angle on a home run in club history in the Statcast Era.
- Recorded three RBI for Twins on September 28 vs. Chicago-AL.
- Combined to hit .273 (140-for-512) with 35 doubles, four triples, 29 home runs, 105 RBI, 94 runs scored, 102 walks, a .404 on-base percentage, a .527 slugging percentage and a .931 OPS in 145 games between Minnesota, St. Paul and Wichita.
- Ranked first among all Twins minor leaguers in RBI (95), doubles (32) and total bases (248), second in home runs (27) and walks (97), and third in hits (127), runs scored (90) and games played (128).
- Named winner of Sherry Robertson Award as Twins minor league Player of the Year...hit .277 (127-for-458) with 32 doubles, four triples, 27 home runs, 95 RBI, 90 runs scored and a .953 OPS in 128 minor league games...became fourth Minnesota native to win award, joining Kent Hrbek (1981), Michael Restovich (1999) and Joe Mauer (2003).
- Ranked as Twins fifth-best prospect in organization by MLB.com after season.

CAREER HIGHS

Hits: 3, 9/21/22 at KC

RBI: 3, 9/28/22 vs. CWS

HR: 1, 2x, last 9/27/22 vs. CWS

GS: -

SB: 1, 9/29/22 vs. CWS

Hit-Streak: 4, 9/18-21/22

WALK-OFF HITS/PA

--

MULTI-HR GAMES

--




PROFESSIONAL: Selected by the Twins in the first round (39th overall) of the 2019 First-Year Player Draft; signed by scout Derrick Dunbar... originally selected by the Twins in the 32nd round of the 2016 First-Year Player Draft but opted to play college baseball...became the second player in Southern Mississippi history to be drafted by the Twins (Brian Dozier), and the highest Southern Mississippi player to be selected in the draft.

WALLNER'S PLAYING RECORD																			
YEAR	CLUB	AVG	G	AB	R	H	2B	3B	HR	RBI	SH	SF	HBP	BB	SO	SB	CS	OBP	OPS
2019	Elizabethton	.269	53	208	35	56	18	1	6	28	0	0	11	19	66	1	1	.361	.813
	Cedar Rapids	.205	12	44	7	9	3	1	2	6	0	0	4	5	14	0	0	.340	.794
2020	NO SEASON - DID NOT PLAY																		
2021	GCL Twins	.333	2	6	2	2	0	0	0	0	0	0	0	0	0	1	0	.333	.667
	Cedar Rapids	.264	66	258	39	68	14	2	15	47	0	1	7	28	98	0	1	.350	.858
2022	Wichita	.299	78	268	61	80	15	1	21	64	0	5	7	62	107	8	5	.436	1.033
	St. Paul	.247	50	190	29	47	17	3	6	31	0	0	4	35	63	1	0	.376	.839
	MINNESOTA	.228	18	57	4	13	3	0	2	10	0	0	2	6	25	1	0	.323	.709
Minor League Totals		.269	261	974	173	262	67	8	50	176	0	6	33	149	350	10	7	.382	.890
Major League Totals		.228	18	57	4	13	3	0	2	10	0	0	2	6	25	1	0	.323	.709

WALLNER'S CAREER FIELDING RECORD									
POSITION	PCT	G	PO	A	E	TC	DP	PB	
Outfield	.935	16	29	0	2	31	0	—	

WALLNER'S PROFESSIONAL INJURED LIST HISTORY		
DATES	INJURY	LEVEL
May 26-July 20, 2021	Right Wrist Sprain	Low-A Cedar Rapids



RIGHT-HANDED PITCHER

H/W: 6-5/248 B/T: R/R
 Age: 26
 Born: 10/11/1996 in Richmond, VA
 Resides: Chesterfield, VA

Acquired: 7th Rd. 2018 MLB Draft
 M.L. Service: 113 days
 Contract Status: Signed thru 2022

PERSONAL: Josh Stewart Winder (pronounced WINE-der)...Instagram: @j.winder36...selected by Twins in seventh round of 2018 First-Year Player Draft out of Virginia Military Institute...went 16-16 with six complete games, a 4.53 ERA (274.1 IP, 138 ER), 51 walks and 273 strikeouts in 42 starts over three seasons at VMI, including 5-6 with a 5.40 ERA (85.0 IP, 51 ER), 19 walks and 91 strikeouts his junior season...ranked by *Baseball America* as the No. 2 prospect in the Southern Conference and the Preseason SoCon Pitcher of the Year, and was named Second-Team All-SoCon in 2017...graduated from James River High School in Richmond, VA; was First-Team All-Conference and Second-Team All-Region as a senior.

CAREER HIGHLIGHTS: Made Twins Opening Day roster for first time in 2022...fourth player/coach in club history to wear uniform number 74, joining Ronald Torreyes (2019), Travis Blankenhorn (2020) and Joe Ryan (2021)...made major league debut on April 12, 2022 vs. Los Angeles-NL...earned first major league win on May 1, 2022 at Tampa Bay...entered 2022 as the seventh-best prospect in the Twins organization, per MLB.com...selected to the American League side in the 2021 SiriusXM All-Star Futures Game...participated in Twins instructional league in fall 2020...named 2019 Midwest League Midseason All-Star.

2022:

- Made Twins Opening Day roster for first time in career and began season in bullpen.
- Made major league debut in relief on April 12 vs. Los Angeles-NL, allowing one run in 1.0 inning pitched...struck out first career batter, fanning Will Smith in the fifth inning.
- Made three appearances out of the Twins 'pen and made first major league start on May 1 at Tampa Bay, earning the win, pitching 6.0 shutout innings with two hits allowed, one walk and seven strikeouts...became first pitcher in Twins history (since 1961) with 6.0-plus shutout innings and two-or-fewer hits allowed in his first major league start...fifth in Twins/Senators franchise history (since 1901) — the

CAREER HIGHS

IP: 6.0, 4x, last 9/22/22 at KC
 SO: 8, 5/6/22 vs. OAK
 Walk: 3, 5/12/22 vs. HOU
 CG: --
 Low-Hit CG: --
 Win-Streak: 2, 2x, last 6/28-7/5/22



others: Mike Forniello (1952), Wally Holborow (1945), Claude Thomas (1916) and George Dumont (1915)...also became eighth pitcher in club history to throw 6.0-plus scoreless in his first MLB start — the others: Devin Smeltzer (2019), Andrew Albers (2013), Anthony Swarzak (2009), Benj Sampson (1998), Eric Milton (1998), Rick Lysander (1983) and Jim Roland (1963).

- Made second start on May 6 vs. Oakland, earning second win, pitching 6.0 innings with one unearned run allowed, no walks and a season-high eight strikeouts.
- Placed on 15-day Injured List on May 21 with right shoulder impingement...made three starts on rehab assignment with Triple-A St. Paul from June 10-22...reinstated by Minnesota on June 23 and optioned to St. Paul.
- Recalled as 27th man for doubleheader at Cleveland on June 28 and made the start in game two, pitching 6.0 shutout innings with four hits allowed and earned the win...stayed with Minnesota for three more starts until July 12 then optioned back to St. Paul.
- Placed on Saints' 7-day Injured List with right shoulder impingement syndrome on July 22...rehabbed in Fort Myers and made one start for the Mighty Mussels on August 25...reinstated by Saint Paul on August 30.
- Made two starts for the Saints from August 30-September 4 and was recalled by Minnesota on September 11 where he finished the season.
- Held left-handed hitters to a .238 average while at Minnesota, compared to .282 vs. right-handed hitters.
- Combined to go 4-7, 4.76 ERA (85.0 IP, 45 ER) with 26 walks and 61 strikeouts in 21 games (17 starts) between Minnesota, St. Paul and Fort Myers on season.

PROFESSIONAL: Selected by the Twins in the seventh round of the 2018 First-Year Player Draft out of Virginia Military Institute; signed by scout Matt Williams.

WINDER'S PITCHING RECORD

YEAR	CLUB	W-L	ERA	G	GS	CG	SH	SV	IP	H	R	ER	HR	HB	BB	SO	WP	K/9	BAA
2018	Elizabethton	3-1	3.72	9	9	0	0	0	38.2	37	17	16	1	0	6	42	2	9.8	.248
2019	Cedar Rapids	7-2	2.65	21	21	2	0	0	125.2	93	43	37	10	5	30	118	5	8.5	.205
2020		NO SEASON - DID NOT PITCH																	
2021	Wichita	3-0	1.98	10	10	0	0	0	54.2	41	12	12	5	0	10	65	2	10.7	.208
	St. Paul	1-0	4.67	4	4	0	0	0	17.1	14	9	9	4	0	3	15	0	7.8	.219
2022	Fort Myers	0-1	18.00	1	1	0	0	0	2.0	3	4	4	1	0	2	3	0	13.5	.333
	St. Paul	0-0	3.38	5	5	0	0	0	16.0	11	7	6	3	1	6	11	0	6.2	.186
	MINNESOTA	4-6	4.70	15	11	0	0	0	67.0	69	37	35	11	5	18	47	2	6.3	.264
	Minor League Totals	14-4	2.97	50	50	2	0	0	254.1	199	92	84	24	6	57	254	9	9.0	.214
	Major League Totals	4-6	4.70	15	11	0	0	0	67.0	69	37	35	11	5	18	47	2	6.3	.264

WINDER'S CAREER FIELDING RECORD

POSITION	PCT	G	PO	A	E	TC	DP	PB
Pitcher	1.000	15	1	2	0	3	0	—

WINDER'S PROFESSIONAL INJURED LIST HISTORY

DATES	INJURY	LEVEL
July 22-August 30, 2022	Right Shoulder Impingement Syndrome	Triple-A St. Paul
May 18-June 23, 2022	Right Shoulder Impingement	Minnesota
August 7-end of 2021 season	Right Shoulder Impingement Syndrome	Triple-A St. Paul
July 30-August 6, 2019	Right Hamstring Strain	Low-A Cedar Rapids

WINDER'S GAME LOGS

DATE	OPP.	W	L	SV	SVO	HLD	ERA	GS	CG	IP	H	R	ER	HR	BB	IBB	HB	SO	AVG	#PIT
4/12	LAD	0	0	0	0	0	9.00	0	0	1.0	0	1	1	0	2	0	0	1	.000	28
4/16	@BOS	0	0	0	0	0	4.26	0	0	5.1	4	2	2	1	1	0	0	2	.182	66
4/24	CWS	0	0	0	0	0	3.48	0	0	4.0	3	1	1	1	0	0	0	2	.189	61
APRIL TOTALS		0	0	0	0	0	3.48	0	0	10.1	7	4	4	2	3	0	0	5	.189	155
5/1	@TB	1	0	0	0	0	2.20	1	0	6.0	2	0	0	0	1	0	0	7	.161	83
5/6	OAK	1	0	0	0	0	1.61	1	0	6.0	3	1	0	0	0	0	0	8	.160	80
5/12	HOU	0	1	0	0	0	2.45	1	0	3.1	6	4	3	1	3	0	0	2	.198	77
5/17	@OAK	0	1	0	0	0	3.68	0	0	3.2	9	5	5	1	2	0	1	1	.245	78
MAY TOTALS		2	2	0	0	0	3.79	3	0	19.0	20	10	8	2	6	0	1	18	.274	318
6/28	@CLE	1	0	0	0	0	3.06	1	0	6.0	4	0	0	0	1	0	1	1	.235	81
JUNE TOTALS		1	0	0	0	0	0.00	1	0	6.0	4	0	0	0	1	0	1	1	.182	81
7/5	@CWS	1	0	0	0	0	3.12	1	0	5.0	7	2	2	2	2	0	0	3	.250	77
7/12	MIL	0	1	0	0	0	3.77	1	0	5.0	4	5	5	2	2	0	0	2	.246	85
JULY TOTALS		1	1	0	0	0	6.30	2	0	10.0	11	7	7	2	4	0	0	5	.282	162
9/11	CLE	0	1	0	0	0	3.83	1	0	4.0	4	2	2	2	1	0	0	4	.246	67
9/17	@CLE	0	0	0	0	0	4.17	1	0	4.2	6	4	4	1	1	0	1	2	.252	82
9/22	@KC	0	1	0	0	0	4.20	1	0	6.0	6	3	3	2	1	0	0	4	.252	89
9/28	CWS	0	0	0	0	0	4.31	1	0	4.2	6	3	3	0	0	0	1	6	.257	91
10/4	@CWS	0	1	0	0	0	4.70	1	0	2.1	5	4	4	0	1	0	1	2	.264	69
SEPT/OCT TOTALS		0	3	0	0	0	6.65	5	0	21.2	27	16	16	5	4	0	3	18	.300	398



78 SIMEON WOODS RICHARDSON

RIGHT-HANDED PITCHER

H/W: 6-3/210 B/T: R/R
Age: 22
Born: 9/27/2000 in Sugar Land, TX
Resides: Houston, TX

Acquired: Trade with TOR, 7/30/21
M.L. Service: 4 days
Contract Status: Signed thru 2022

PERSONAL: Simeon Woods Richardson...Twitter: @simeon_woods...Instagram: @simeon_woods10...fiancée, Sky; engaged in January 2022...the couple did some traveling in the 2021-22 offseason, going to Mexico and Disneyland, among other places...attended Kempner High School in Sugar Land, TX...on the Team USA roster at the 2021 WBSC Baseball Americas Qualifier – where he was roommates with Twins pitcher and fellow 2021 trade deadline acquisition Joe Ryan – prior to the 2020 Tokyo Olympics; was scheduled to start for Team USA against Puerto Rico but game was cancelled due to weather...also won silver medal with Team USA at Tokyo Olympics; did not pitch in tournament...learned he was traded from Toronto to Minnesota when the Blue Jays' general manager called him at 3 a.m. Tokyo time, between the bronze and silver medal games at the Olympics...is friends and was roommates in 2021 in Wichita with fellow deadline acquisition Austin Martin...likes to cook, fish and draw in his spare time; claims he can cook almost anything...likes to draw his surroundings, from portraits to landscapes and anything else he sees around him.

CAREER HIGHLIGHTS: Twins are third organization (New York-NL - 2018-19 & Toronto - 2019-21) after being acquired by Minnesota via trade with the Blue Jays at the 2021 trade deadline, in a deal that sent José Berrios to Toronto...also part of a trade that brought Marcus Stroman from Toronto to the Mets in 2019...made major league debut in a start on October 2, 2022 at Detroit...in 2022, ranked second among all Twins minor leaguers in WHIP (minimum of 70.0 IP), third in strikeouts, innings pitched and ERA (minimum of 70.0 IP) and was also tied for third in starts...finished 2022 as the sixth-best prospect in the Twins system, per MLB.com.

2022:

- Began season with Double-A Wichita.
- Named Texas League Pitcher of the Month in April, going 2-0, 0.00 ERA (21.2 IP) with one unearned run, seven walks and 18 strikeouts in four starts for the Wind Surge.
- Set minor league career-high with 10 strikeouts (5.0 IP) in final start for Wind Surge on August 16 vs. Tulsa.
- Promoted to Triple-A St. Paul on August 17.
- Made Triple-A debut in a start on August 21 vs. Scranton/Wilkes-Barre, allowing three runs on four hits in 3.0 innings pitched, with no walks and four strikeouts.
- Went 1-0, 1.29 ERA (28.0 IP, 4 ER) with nine walks and 26 strikeouts in a five-start span from September 2-26 for Saints and had contract selected by Minnesota on October 2.
- Made major league debut in a start on October 2 at Detroit, allowing three runs (2 earned) on three hits in 5.0 innings pitched, with two walks and three strikeouts and was dealt the loss in a Twins 5-2 defeat...allowed two unearned runs in the bottom of the first...struck out first career batter in the second inning, fanning Victor Reyes...became 13th Twin to debut in 2022, second-most in club history (14 in 2017)...at 22 years and five days old, he became youngest pitcher to debut in 2022 in all of baseball.
- Optioned by Minnesota on October 5 with one game remaining, making room on 28-man roster for Cole Sands.
- Combined to go 5-4, 2.72 ERA (112.2 IP, 34 ER) with 38 walks, 118 strikeouts and a .199 opponents batting average in 24 games (23 starts) between Wichita, St. Paul and Minnesota...held left-handed batters to a .183 average, compared to .211 vs. right-handers.
- Ranked second among all Twins minor leaguers in WHIP (minimum of 70.0 IP), third in strikeouts, innings pitched and ERA (minimum of 70.0 IP) and was also tied for third in starts.
- Ranked as Twins sixth-best prospect in organization by MLB.com after season.

PROFESSIONAL: Acquired by Minnesota on July 30, 2021 along with IF/OF Austin Martin in exchange for RHP José Berrios...traded to the Toronto Blue Jays along with LHP Anthony Kay in exchange for RHP Marcus Stroman and cash considerations on July 28, 2019...selected by the New York Mets in the second round of the 2018 First-Year Player Draft out of Kempner High School (TX); signed by scout Ray Corbett.

CAREER HIGHS

IP: 5.0, 10/2/22 at DET
SO: 3, 10/2/22 at DET
Walk: 2, 10/2/22 at DET
CG: --
Low-Hit CG: --
Win-Streak: --



WOODS RICHARDSON'S PITCHING RECORD																			
YEAR	CLUB	W-L	ERA	G	GS	CG	SH	SV	IP	H	R	ER	HR	HB	BB	SO	WP	K/9	BAA
2018	GCL Mets	1-0	0.00	5	2	0	0	1	11.1	9	2	0	0	0	4	15	0	11.9	.209
	Kingsport	0-0	4.50	2	2	0	0	0	6.0	6	3	3	1	0	0	11	0	16.5	.250
2019	Columbia	3-8	4.25	20	20	0	0	0	78.1	78	44	37	5	1	17	97	5	11.1	.256
	Dunedin	3-2	2.54	6	6	0	0	0	28.1	18	8	8	1	0	7	29	0	9.2	.182
2020	SPENT SEASON AT TOR ALTERNATE TRAINING SITE IN ROCHESTER, NY																		
2021	New Hampshire	2-4	5.76	11	11	0	0	0	45.1	42	33	29	5	1	26	67	7	13.3	.246
	Wichita	1-1	6.75	4	3	0	0	0	8.0	6	6	6	0	0	8	10	0	11.3	.207
2022	Wichita	3-3	3.06	16	15	0	0	0	70.2	56	25	24	4	3	26	77	5	9.8	.217
	St. Paul	2-0	2.21	7	7	0	0	0	36.2	21	10	9	2	0	10	38	1	9.3	.165
	MINNESOTA	0-1	3.60	1	1	0	0	0	5.0	3	3	2	1	0	2	3	1	5.4	.167
Minor League Totals		15-18	3.67	71	66	0	0	1	284.2	236	131	116	18	5	98	344	18	10.9	.223
Major League Totals		0-1	3.60	1	1	0	0	0	5.0	3	3	2	1	0	2	3	1	5.4	.167

WOODS RICHARDSON'S CAREER FIELDING RECORD								
POSITION	PCT	G	PO	A	E	TC	DP	PB
Pitcher	--	1	0	0	0	0	0	—

WOODS RICHARDSON'S PROFESSIONAL INJURED LIST HISTORY		
DATES	INJURY	LEVEL
June 23-July 26, 2022	COVID IL	Double-A Wichita

WOODS RICHARDSON'S GAME LOGS																				
DATE	OPP.	W	L	SV	SVO	HLD	ERA	GS	CG	IP	H	R	ER	HR	BB	IBB	HB	SO	AVG	#PIT
10/2	@DET	0	1	0	0	0	3.60	1	0	5.0	3	3	2	1	2	0	0	3	.167	91
OCTOBER TOTALS		0	1	0	0	0	3.60	1	0	5.0	3	3	2	1	2	0	0	3	.167	91

PLAYERS THAT DID NOT FINISH IN THE ORGANIZATION

TIM BECKHAM – IF																			
H/W: 6-0/215		B/T: R/R		AGE: 22 (1/27/90 in Griffin, GA)				ACQUIRED: ML Free Agent, 2/1/22				SERVICE: 5.131							
⌚ Began season with Triple-A St. Paul...contract selected by Minnesota on July 30.																			
⌚ Appeared in 12 games for the Twins from July 31-August 24, going just 2-for-25 with one RBI and was DFA'd August 24...elected free agency.																			
GODOY'S PLAYING RECORD																			
YEAR	CLUB	AVG	G	AB	R	H	2B	3B	HR	RBI	SH	SF	HBP	BB	SO	SB	CS	OBP	OPS
2022	Fort Myers	.286	2	7	3	2	0	0	1	3	0	0	0	2	2	0	0	.444	1.159
	St. Paul	.413	34	126	18	52	6	0	5	31	0	0	3	14	31	2	1	.483	1.062
	MINNESOTA	.080	12	25	1	2	0	0	0	1	0	0	0	9	0	0	0	.080	.160
Minor League Totals		.273	753	2894	442	790	161	22	52	361	27	29	28	271	704	88	42	.338	.736
Major League Totals		.246	484	1639	202	404	75	15	63	199	4	8	14	111	514	13	12	.299	.724

YENNIER CANO – RHP																					
H/W: 6-4/225		B/T: R/R		AGE: 28 (3/9/94 in Havana, Cuba)						ACQUIRED: Free Agent, 7/15/19						SERVICE: 0.065					
☞ Made major league debut on May 11 vs. Houston...had four different stints with the Twins, appeared in 10 games.																					
☞ Traded to Baltimore along with pitchers Cade Povich, Juan Rojas and Juan Nunez, in exchange for Jorge Lopez.																					
CANO'S PITCHING RECORD																					
YEAR	CLUB	W-L	ERA	G	GS	CG	SH	SV	IP	H	R	ER	HR	HB	BB	SO	WP	K/9	BAA		
2022	St. Paul	1-1	1.90	20	0	0	0	3	23.2	16	6	5	2	1	6	25	0	9.5	.203		
	MINNESOTA	1-0	9.22	10	0	0	0	0	13.2	17	14	14	3	1	11	14	2	9.2	.304		
	Norfolk	0-1	4.32	11	0	0	0	1	16.2	17	11	8	3	0	8	20	2	10.8	.254		
	BALTIMORE	0-1	18.69	3	0	0	0	0	4.1	9	9	9	0	0	5	7	0	10.4	.409		
Minor League Totals		6-5	3.24	83	1	0	0	11	125.0	105	55	45	12	4	62	146	6	10.5	.227		
Major League Totals		1-1	11.50	13	0	0	0	0	18.0	26	23	23	3	1	16	21	2	10.5	.333		

JHAREL COTTON – RHP																					
H/W: 5-11/200		B/T: R/R		AGE: 30 (St. Thomas, Virgin Islands)				ACQUIRED: Waivers from TEX, 11/5/21												SERVICE: 3.162	
⌘ Made Twins Opening Day roster, second of career...spent five stints with the Twins and DFA's to make room on 40-man four times.																					
⌘ Made 25 appearances for the Twins from April 9-August 1 until DFA'd for final time on September 16 and claimed off waivers by SF.																					
COTTON'S PITCHING RECORD																					
YEAR	CLUB	W-L	ERA	G	GS	CG	SH	SV	IP	H	R	ER	HR	HB	BB	SO	WP	K/9	BAA		
2022	St. Paul	4-1	2.88	22	0	0	0	1	25.0	17	8	8	4	3	10	39	3	14.0	.187		
	MINNESOTA	2-2	2.83	25	0	0	0	0	35.0	23	13	11	7	2	16	31	2	1.9	.185		
	SAN FRANCISCO	2-0	6.75	5	0	0	0	0	8.0	11	7	6	0	0	4	8	1	9.0	.344		
Minor League Totals		38-29	3.74	168	73	4	4	1	563.0	461	265	234	65	6	173	656	36	10.5	.222		
Major League Totals		17-12	4.50	82	29	0	0	0	232.0	215	133	116	41	8	92	197	14	7.6	.244		

AUSTIN DAVIS - LHP

H/W: 6-4/235 B/T: L/L AGE: 29 (2/3/93 in Scottsdale, AZ) ACQUIRED: Waivers from BOS, 8/31/22 SERVICE: 3.083

⚡ Began season with Boston and appeared in 50 games...DFA'd and claimed by Minnesota on August 31...

⚡ Pitched in two games for Twins on September 5 and 7 at New York-AL, allowing 3 R in 1.2 IP...DFA'd again on 9/8, cleared waivers and elected free agency.

DAVIS' PITCHING RECORD

YEAR	CLUB	W-L	ERA	G	GS	CG	SH	SV	IP	H	R	ER	HR	HB	BB	SO	WP	K/9	BAA
2022	BOSTON	2-1	5.47	50	3	0	0	0	54.1	56	36	33	5	5	29	61	1	10.1	.260
	MINNESOTA	0-0	16.20	2	0	0	0	0	1.2	1	3	3	0	0	4	3	0	16.2	.167
Minor League Totals		18-14	2.97	187	13	1	0	10	336.1	283	130	111	16	9	122	360	28	9.6	.228
Major League Totals		4-5	5.61	136	3	0	0	0	144.1	149	99	90	20	11	73	159	6	9.9	.263

TYLER DUFFEY - RHP

H/W: 6-3/233 B/T: R/R AGE: 31 (12/27/90 in Houston, TX) ACQUIRED: 5th RD, 2012 MLB Draft SERVICE: 6.025

⚡ Began eighth season with Minnesota and appeared in 40 games for Twins.

⚡ Designated for release or assignment on August 5...signed with Triple-A Round Rock (Texas) on August 13.

DUFFEY'S PITCHING RECORD

YEAR	CLUB	W-L	ERA	G	GS	CG	SH	SV	IP	H	R	ER	HR	HB	BB	SO	WP	K/9	BAA
2022	MINNESOTA	2-4	4.91	40	0	0	0	2	44.0	45	24	24	8	1	15	39	2	8.0	.268
	Round Rock	1-0	0.00	4	0	0	0	0	5.0	5	1	0	0	0	4	5	1	9.0	.250
	Scranton/W-B	1-1	10.50	7	0	0	0	1	6.0	11	7	7	1	2	1	8	1	12.0	.379
	Minor League Totals	36-24	3.15	137	70	2	0	7	542.0	483	221	190	37	18	127	476	21	7.9	.235
Major League Totals		29-27	4.57	295	37	0	0	6	475.0	478	264	241	66	15	137	466	26	8.8	.258

JOSÉ GODOY - C

H/W: 5-11/199 B/T: L/R AGE: 27 (10/13/94 in Los Teques, VZ) ACQUIRED: Waivers from SF, 3/17/22 SERVICE: 0.070

⚡ Claimed off waivers from San Francisco on March 17...began season with Triple-A St. Paul...had two stints with Minnesota in April and May.

⚡ Designated for release or assignment while at St. Paul on August 1...acquired off waivers by Pittsburgh on August 5.

GODOY'S PLAYING RECORD

YEAR	CLUB	AVG	G	AB	R	H	2B	3B	HR	RBI	SH	SF	HBP	BB	SO	SB	CS	OBP	OPS
2022	St. Paul	.197	43	137	13	27	5	0	3	14	0	0	1	13	41	0	0	.272	.571
	MINNESOTA	.000	2	3	2	0	0	0	0	0	0	0	0	2	2	0	0	.400	.400
	Indianapolis	.333	10	39	7	13	1	0	3	12	0	1	1	1	7	0	0	.357	.947
	PITTSBURGH	.059	8	17	1	1	0	0	0	1	0	0	0	0	7	0	0	.059	.118
Minor League Totals		.272	587	1972	237	536	93	4	27	278	14	19	42	209	329	5	6	.351	.717
Major League Totals		.123	26	57	5	7	1	0	0	4	0	0	0	5	23	0	0	.194	.334

CHI CHI GONZALEZ - RHP

H/W: 6-3/210 B/T: R/R AGE: 30 (1/15/92 in Delray Beach, FL) ACQUIRED: ML Free Agent, 3/18/22 SERVICE: 4.019

- ☞ Signed with Twins as minor league free agent on March 18...contract selected in early June and made two starts for Twins vs. TOR and TB.
- ☞ Designated for release or assignment by Minnesota on June 12...claimed off waivers by Milwaukee on June 14.

CONZALEZ'S PITCHING RECORD

YEAR	CLUB	W-L	ERA	G	GS	CG	SH	SV	IP	H	R	ER	HR	HB	BB	SO	WP	K/9	BAA
2022	St. Paul	2-2	3.44	8	5	0	0	0	36.2	32	16	14	3	0	14	35	0	8.6	.237
	MINNESOTA	0-0	7.71	2	2	0	0	0	7.0	12	6	6	2	0	0	4	0	5.1	.387
	Toledo	0-1	5.48	5	4	0	0	0	21.1	24	13	13	4	1	8	18	2	7.6	.293
	Scranton/W-B	0-0	3.63	5	5	0	0	0	22.1	26	9	9	1	0	5	18	1	7.3	.280
	NEW YORK-AL	0-0	1.93	1	1	0	0	0	4.2	4	1	1	0	0	3	3	0	5.8	.235
Minor League Totals		36-35	4.00	119	111	0	0	0	587.2	609	291	261	42	26	196	454	21	7.0	.269
Major League Totals		9-24	5.66	68	52	1	1	0	284.2	306	190	179	44	13	119	170	7	5.4	.275

IAN HAMILTON - RHP

H/W: 6-1/206 B/T: R/R AGE: 26 (6/16/95 in Dover, NH) ACQUIRED: Waivers from PHI, 2/5/21 SERVICE: 0.126

- ☞ Was spring training invite and began season with Triple-A St. Paul...contract selected on June 3 and pitched one game in Toronto.
- ☞ Traded by Minnesota to Cleveland at trade deadline, in exchange for catcher Sandy León.

HAMILTON'S PITCHING RECORD

YEAR	CLUB	W-L	ERA	G	GS	CG	SH	SV	IP	H	R	ER	HR	HB	BB	SO	WP	K/9	BAA
2022	St. Paul	2-3	1.88	23	0	0	0	1	28.2	16	9	6	3	2	8	36	3	11.3	.158
	MINNESOTA	0-0	6.75	1	0	0	0	0	2.2	3	2	2	1	0	1	0	0	0.0	.300
	Columbus	0-4	6.27	15	0	0	0	1	19.2	17	14	13	3	0	11	24	1	11.6	.236
Minor League Totals		14-21	3.49	201	3	0	0	46	278.2	226	122	108	21	7	108	331	23	10.7	.221
Major League Totals		1-2	4.91	15	0	0	0	0	14.2	13	9	8	3	1	8	9	2	5.5	.241

JUAN MINAYA - RHP

H/W: 6-4/239 B/T: R/R AGE: 32 (9/18/90 in Loma De Cabrera, DR) ACQUIRED: ML Free Agent, 3/11/22 SERVICE: 2.160

- ☞ Began season with Triple-A St. Paul...had contract selected twice by Twins and appeared in six games in late May/early June and again in July.
- ☞ Released by Minnesota and signed minor league contract with Washington on September 7.

MINAYA'S PITCHING RECORD

YEAR	CLUB	W-L	ERA	G	GS	CG	SH	SV	IP	H	R	ER	HR	HB	BB	SO	WP	K/9	BAA
2022	St. Paul	1-5	6.98	29	1	0	0	4	40.0	41	33	31	6	10	20	36	3	8.1	.265
	MINNESOTA	1-0	5.59	6	0	0	0	0	9.2	8	6	6	0	3	5	11	2	10.2	.216
	Rochester	0-2	3.12	6	0	0	0	0	8.2	5	4	3	2	0	6	6	1	6.2	.172
Minor League Totals		30-53	4.56	319	56	0	0	24	663.0	633	386	336	50	68	324	622	86	8.4	.252
Major League Totals		9-5	3.69	160	0	0	0	10	178.0	153	78	73	18	16	91	196	19	9.9	.229

JOE SMITH - RHP

H/W: 6-2/211 B/T: R/R AGE: 38 (3/22/84 in Cincinnati, OH) ACQUIRED: Free Agent, 3/20/22 SERVICE: 14.040

- ⚔ Signed one-year contract with Twins on March 20...began season with 13.2 scoreless IP streak...posted 9.22 ERA (13.2 IP, 14 ER) in final 18 games.
- ⚔ Designated for release or assignment on August 3 and released August 6.

SMITH'S PITCHING RECORD

YEAR	CLUB	W-L	ERA	G	GS	CG	SH	SV	IP	H	R	ER	HR	HB	BB	SO	WP	K/9	BAA
2022	MINNESOTA	1-1	4.61	34	0	0	0	0	27.1	33	18	14	7	1	9	17	0	5.6	.297
Minor League Totals		3-4	2.11	81	2	0	0	13	89.2	64	27	21	3	5	32	97	5	9.7	.201
Major League Totals		55-34	3.14	866	0	0	0	30	762.1	653	289	266	66	40	254	666	19	7.9	.231

TYLER THORNBURG - RHP

H/W: 5-11/190 B/T: R/R AGE: 33 (9/29/88 in Houston, TX) ACQUIRED: ML Free Agent, 6/3/22 SERVICE: 7.017

- ⚔ Began season with Atlanta on one-year contract...DFA'd on May 29 and cleared waivers become free agent...pitched 13 games for Saints.
- ⚔ Contract selected by Minnesota on June 12 and appeared in five June games for Twins...DFA'd by Twins on July 1 and outrighted to minors.

THORNBURG'S PITCHING RECORD

YEAR	CLUB	W-L	ERA	G	GS	CG	SH	SV	IP	H	R	ER	HR	HB	BB	SO	WP	K/9	BAA
2022	ATLANTA	0-0	3.86	9	0	0	0	0	9.1	12	6	4	0	0	5	10	0	9.6	.293
	St. Paul	1-0	5.65	13	0	0	0	0	14.1	17	12	9	1	3	6	15	2	9.4	.288
	MINNESOTA	0-1	2.79	5	0	0	0	0	9.2	4	4	3	1	1	6	4	0	3.7	.216
Minor League Totals		24-29	4.14	140	85	3	1	1	489.1	460	257	225	57	24	203	513	30	9.4	.248
Major League Totals		16-10	3.46	206	10	0	0	13	288.1	241	127	111	34	12	127	287	18	9.0	.225

2022 TEAM & INDIVIDUAL STATS



2022 FINAL STANDINGS

AMERICAN LEAGUE

EAST DIVISION	WON	LOST	PCT.	GB	HOME	ROAD
x-New York Yankees	99	63	.611	-	57-24	42-39
y-Toronto	92	70	.568	7.0	47-34	45-36
y-Tampa Bay	86	76	.531	13.0	51-30	35-46
Baltimore	83	79	.512	16.0	45-36	38-43
Boston	78	84	.481	21.0	43-38	35-46

CENTRAL DIVISION	WON	LOST	PCT.	GB	HOME	ROAD
x-Cleveland	92	70	.568	-	46-35	46-35
Chicago White Sox	81	81	.500	11.0	37-44	44-37
Minnesota	78	84	.481	14.0	46-35	32-49
Detroit	66	96	.407	26.0	36-46	30-50
Kansas City	65	97	.401	27.0	39-42	26-55

WEST DIVISION	WON	LOST	PCT.	GB	HOME	ROAD
x-Houston	106	56	.654	-	55-26	51-30
y-Seattle	90	72	.556	16.0	46-35	44-37
Los Angeles Angels	73	89	.451	33.0	40-41	33-48
Texas	68	94	.420	38.0	34-47	34-47
Oakland	60	102	.370	46.0	29-51	31-51

NATIONAL LEAGUE

EAST DIVISION	WON	LOST	PCT.	GB	HOME	ROAD
x-Atlanta	101	61	.623	-	55-26	46-35
y-NY Mets	101	61	.623	-	54-27	47-34
y-Philadelphia	87	75	.537	14.0	47-34	40-41
Miami	69	93	.426	32.0	34-47	35-46
Washington	55	107	.340	46.0	26-55	29-52

CENTRAL DIVISION	WON	LOST	PCT.	GB	HOME	ROAD
x-St. Louis	93	69	.574	-	53-28	40-41
Milwaukee	86	76	.531	7.0	46-35	40-41
Chicago Cubs	74	88	.457	19.0	37-44	37-44
Cincinnati	62	100	.383	31.0	33-48	29-52
Pittsburgh	62	100	.383	31.0	34-47	28-53

WEST DIVISION	WON	LOST	PCT.	GB	HOME	ROAD
x-Los Angeles Dodgers	111	51	.685	-	57-24	54-27
y-San Diego	89	73	.549	22.0	44-37	45-36
San Francisco	81	81	.500	30.0	44-37	37-44
Arizona	74	88	.457	37.0	40-41	34-47
Colorado	68	94	.420	43.0	41-40	27-54

x-Division Champion

y-Wild Card

TWINS FINAL CLUB STATISTICS — 2022

	HOME		ROAD		TOTALS	
	W	L	W	L	W	L
VS. BALTIMORE	2	1	2	2	4	3
VS. BOSTON	2	1	2	2	4	3
VS. NEW YORK	1	2	1	3	2	5
VS. TAMPA BAY	2	1	2	1	4	2
VS. TORONTO	2	2	2	1	4	3
TOTALS VS. EAST	9	7	9	9	18	16
VS. CHICAGO	6	4	4	5	10	9
VS. CLEVELAND	3	6	3	7	6	13
VS. DETROIT	7	2	4	6	11	8
VS. KANSAS CITY	8	2	4	5	12	7
TOTALS VS. CENTRAL	24	14	15	23	39	37
VS. HOUSTON	0	3	0	3	0	6
VS. LOS ANGELES	1	2	1	2	2	4
VS. OAKLAND	3	0	2	1	5	1
VS. SEATTLE	2	2	2	1	4	3
VS. TEXAS	1	3	1	2	2	5
TOTALS VS. WEST	7	10	6	9	13	19
TOTALS VS. A.L.	40	31	30	41	70	72
VS. ARIZONA	0	0	1	2	1	2
VS. COLORADO	2	1	0	0	2	1
VS. LOS ANGELES	0	2	0	2	0	4
VS. MILWAUKEE	1	1	0	2	1	3
VS. SAN DIEGO	0	0	1	2	1	2
VS. SAN FRANCISCO	3	0	0	0	3	0
TOTALS VS. N.L.	6	4	2	8	8	12
OVERALL TOTALS	46	35	32	49	78	84

DOUBLEHEADERS (HOME)

WON 0

LOST 0

SPLIT 0

DOUBLEHEADERS (ROAD)

WON 0

LOST 2

SPLIT 2

	MIN	OPP		WON	LOST
DOUBLE PLAYS	119	153	STARTERS	44	49
TRIPLE PLAYS	2	0	RELIEVERS	34	35
LEFT ON BASE	1126	1071			
GRAND SLAM HR	5	5			
HOME RUNS - HOME	89	80			
HOME RUNS - ROAD	89	104			

	HOME		ROAD		TOTALS	
	W	L	W	L	W	L
SHUTOUTS	11	7	6	6	17	13
SHO - INDIVIDUAL	0	0	0	1	0	1
EXTRA INNINGS	4	5	1	5	5	10
ONE-RUN DECISIONS	14	13	6	15	20	28
TWO-RUN DECISIONS	6	5	3	9	9	14
VS. LH STARTERS	15	7	12	15	27	22
VS. RH STARTERS	31	28	20	34	51	62
GRASS FIELDS	46	35	26	43	72	78
ARTIFICIAL FIELDS	0	0	6	6	6	6
DAY GAMES	17	14	16	19	33	33
NIGHT GAMES	29	21	16	30	45	51

ATTENDANCE

HOME 1,810,128 (80 DATES)
ROAD 1,825,897 (80 DATES)

22,514 AVG
22,824 AVG

TWINS FINAL PITCHING AND HITTING STATISTICS — 2022

PLAYER	AVG	G	AB	R	H	2B	3B	HR	RBI	SH	SF	HBP	BB	SO	SB	CS	GIDP	OBP
Arraez, L	.316	144	547	88	173	31	1	8	49	0	3	3	50	43	4	4	6	.375
Beckham, T	.080	12	25	1	2	0	0	0	1	0	0	0	0	9	0	0	2	.080
Buxton, B	.224	92	340	61	76	13	3	28	51	0	1	7	34	116	6	0	0	.306
Cave, J	.213	54	164	17	35	7	3	5	20	0	2	0	11	49	2	0	2	.260
Celestino, G	.238	122	311	30	74	12	1	2	24	2	0	2	32	77	4	1	13	.313
Contreras, M	.121	28	58	9	7	1	0	3	6	0	1	1	1	21	1	0	2	.148
Correa, C	.291	136	522	70	152	24	1	22	64	0	4	3	61	121	0	1	18	.366
Duffey, T	.000	40	0	0	0	0	0	0	0	0	0	0	0	0	0	0	0	.000
Duran, J	.000	57	0	0	0	0	0	0	0	0	0	0	0	0	0	0	0	.000
Fulmer, M	.000	26	0	0	0	0	0	0	0	0	0	0	0	0	0	0	0	.000
Garlick, K	.233	66	150	23	35	3	0	9	18	0	1	3	8	48	0	0	2	.284
Godoy, J	.000	2	3	2	0	0	0	0	0	0	0	0	2	2	0	0	0	.400
Gordon, N	.272	138	405	45	110	28	4	9	50	3	6	10	19	105	6	4	8	.316
Hamilton, B	.000	17	7	4	0	0	0	0	0	0	0	0	1	4	3	1	0	.125
Hamilton, C	.056	22	18	5	1	0	0	1	1	0	0	0	4	14	0	0	0	.227
Jeffers, R	.208	67	212	25	44	10	1	7	27	1	0	0	23	62	0	0	6	.285
Kepler, M	.227	115	388	54	88	18	1	9	43	0	4	5	49	66	3	2	7	.318
Kirilloff, A	.250	45	144	14	36	7	0	3	21	0	2	4	5	36	0	0	5	.290
Larnach, T	.231	51	160	22	37	13	0	5	18	0	2	0	18	57	0	0	1	.306
Leon, S	.114	16	35	4	1	0	0	0	1	1	0	0	4	18	0	0	0	.205
Leon, S	.286	11	21	6	2	0	0	0	3	1	0	0	3	5	0	0	1	.375
Lewis, R	.300	12	40	5	12	4	0	2	5	0	0	0	1	5	0	0	2	.317
López, J	.000	23	0	0	0	0	0	0	0	0	0	0	0	0	0	0	0	.000
Megill, T	.000	40	0	0	0	0	0	0	0	0	0	0	0	0	0	0	0	.000
Miranda, J	.268	125	444	45	119	25	0	15	66	0	1	10	28	91	1	1	19	.325
Palacios, J	.143	30	70	8	10	0	0	2	6	1	2	0	4	27	0	0	2	.184
Polanco, J	.241	97	241	34	58	11	0	14	42	0	1	1	51	67	0	0	3	.374
Polanco, J	.224	71	134	30	5	0	2	14	0	3	1	13	28	1	0	0	1	.291
Sánchez, G	.205	128	419	42	86	24	0	16	61	0	5	7	40	136	2	0	12	.282
Sanó, M	.083	20	60	1	5	0	0	1	3	0	1	1	9	25	1	0	0	.211
Thielbar, C	.000	67	0	0	0	0	0	0	0	0	0	0	0	0	0	0	0	.000
Urshela, G	.285	144	501	61	143	27	3	13	64	0	7	2	41	96	1	0	21	.338
Wainner, M	.228	18	57	4	13	3	0	2	10	0	0	2	6	25	1	0	0	.323
MINNESOTA	.248	162	5476	696	1356	269	18	178	668	10	46	62	518	1353	38	17	133	.317

PITCHER	W	L	ERA	G	GS	CG	SH	SV	IP	H	R	ER	HR	HB	BB	SO	WP	BK	AVG
Alcala, J	0	0	0.00	2	0	0	0	0	2.1	2	0	0	0	0	2	2	0	0	.250
Archer, C	2	8	4.56	25	25	0	0	0	102.2	87	56	52	12	3	48	84	3	0	.228
Bundy, D	8	8	4.89	29	29	0	0	0	140.0	151	79	76	24	3	28	94	3	0	.271
Cano, Y	1	0	9.22	10	0	0	0	0	13.2	17	14	14	3	1	11	14	2	0	.304
Cotton, J	2	2	2.83	25	0	0	0	0	35.0	23	13	11	7	2	16	31	2	0	.185
Coulombe, D	0	0	1.46	10	0	0	0	0	12.1	7	3	2	0	0	9	9	1	0	.163
Davis, A	0	0	16.20	2	0	0	0	0	1.2	1	3	3	0	0	4	3	0	0	.167
Duffey, T	2	4	4.91	40	0	0	0	2	44.0	45	24	24	8	1	15	39	2	0	.268
Duran, J	2	4	1.86	57	0	0	0	8	67.2	50	15	14	6	4	16	89	6	0	.207
Fulmer, M	2	2	3.70	26	0	0	0	1	24.1	30	10	10	3	2	8	22	2	0	.313
González, C	0	0	7.71	2	2	0	0	0	7.0	12	6	6	2	0	0	4	0	0	.387
Gordon, N	0	0	22.09	4	0	0	0	0	3.2	10	9	9	2	0	4	0	0	0	.476
Gray, S	8	5	3.08	24	24	0	0	0	119.2	99	44	41	11	6	36	117	3	0	.224
Hamilton, I	0	0	6.75	1	0	0	0	0	2.2	3	2	2	1	0	1	0	0	0	.300
Henriquez, R	0	1	2.31	3	0	0	0	0	11.2	8	4	3	1	2	3	9	0	0	.178
Jax, G	7	4	3.36	65	0	0	0	1	72.1	56	29	27	7	3	20	78	2	0	.212
López, J	0	1	4.37	23	0	0	0	4	22.2	23	11	11	1	3	14	18	3	0	.271
Mahle, T	1	1	4.41	4	4	0	0	0	16.1	13	8	8	4	0	4	12	0	0	.220
Megill, T	4	3	4.80	39	0	0	0	0	45.0	50	29	24	4	1	17	49	2	0	.282
Minaya, J	1	0	5.59	6	0	0	0	0	9.2	8	6	6	0	3	5	11	2	0	.216
Moran, J	0	1	2.21	31	0	0	0	1	40.2	25	11	10	0	0	18	54	2	0	.172
Ober, B	2	3	3.21	11	11	0	0	0	56.0	48	22	20	4	2	11	51	0	1	.227
Paddack, C	1	2	4.03	5	5	0	0	0	22.1	25	10	10	0	1	2	20	1	0	.284
Pagán, E	4	6	4.43	59	0	0	0	9	63.0	60	36	31	12	1	26	84	3	0	.245
Palacios, J	0	0	0.00	2	0	0	0	0	0.2	1	0	0	0	0	0	1	0	0	.333
Rodríguez, D	0	1	3.52	2	0	0	0	0	7.2	7	5	3	3	0	4	4	0	0	.250
Romero, J	0	0	3.60	4	0	0	0	0	5.0	9	2	2	0	0	1	6	0	0	.391
Ryan, J	13	8	3.55	27	27	0	0	0	147.0	115	60	58	20	10	47	151	2	0	.211
Sanchez, A	0	1	4.71	8	3	0	0	0	28.2	31	16	15	2	4	7	25	1	0	.274
Sands, C	0	3	5.87	11	3	0	0	1	30.2	35	21	20	4	5	13	28	1	0	.276
Smeltzer, D	5	2	3.71	15	12	0	0	0	70.1	67	30	29	13	1	19	40	2	0	.253
Smith, J	1	1	4.61	34	0	0	0	0	27.1	33	18	14	7	1	9	17	0	1	.297
Stashak, C	3	0	3.86	11	0	0	0	0	16.1	16	7	7	1	0	0	15	0	0	.250
Thielbar, C	4	3	3.49	67	0	0	0	1	59.1	51	26	23	5	0	18	80	1	2	.226
Thornburg, T	0	1	2.79	5	0	0	0	0	9.2	4	4	3	1	1	6	4	0	0	.121
Varland, L	1	2	3.81	5	5	0	0	0	26.0	26	11	11	4	1	6	21	1	0	.263
Winder, J	4	6	4.70	15	11	0	0	0	67.0	69	37	35	11	5	18	47	2	0	.264
Woods Richardson, S	0	1	3.60	1	1	0	0	0	5.0	3	3	2	1	0	2	3	1	0	.167
MINNESOTA	78	84	3.98	162	162	0	17	28	1437.0	1320	684	636	184	66	468	1336	50	4	.242

TWINS 2022 DAY-BY-DAY

Date	Opp.	Score	W/L	Rcd.	Pos.	GA/ GB	Daily Attendance	Hm Att.	Total Date	Winner/Loser/Save
APRIL (12-9)		Batting: .226 (153-for-676)				Pitching: 12-9-3, 3.16 (185.0 IP, 65 ER)				
7	---- SEA	--Postponed and moved to Friday, April 8 due to cold weather and rain/potential snow in forecast--								
8	---- SEA#	1-2	L	0-1	T-3rd	-1.0	35,462	35,462	1	Ray/Ryan/Steckenrider
9	---- SEA	3-4	L	0-2	T-4th	-2.0	20,867	56,329	2	Muñoz/Duffey/Castillo
10	---- SEA	10-4	W	1-2	T-3rd	-1.0	17,018	347	3	Ober/Gonzales
11	---- SEA	4-0	W	2-2	T-2nd	-0.5	12,932	86,279	4	Bundy/Flexen
12	---- LAD	2-7	L	2-3	T-3rd	-1.5	16,732	103,011	5	Hudson/Pagán
13	---- LAD	0-7	L	2-4	T-4th	-2.5	17,101	120,212	6	Kershaw/Paddock
14	---- OFF DAY				T-4th	-2.0				
15	---- at BOS	8-4	W	3-4	4th	-2.0	36,266			Ryan/Pivetta
16	---- at BOS	0-4	L	3-5	T-4th	-3.0	34,990			Houck/Gray
17	---- at BOS	1-8	L	3-6	5th	-3.0	28,858			Strahm/Ober
18	---- at BOS	8-3	W	4-6	4th	-2.5	32,514			Bundy/Hill
19	---- at KC	3-4	L	4-7	5th	-3.0	10,303			Garrett/Duffey/Staumont
20	---- at KC	0-2	L	4-8	5th	-2.5	8,969			Lynch/Paddock/Barlow
21	---- at KC	1-0	W	5-8	5th	-2.5	15,540			Ryan/Greinke/Pagán
22	---- CWS	2-1	W	6-8	T-3rd	-1.5	14,257	134,469	7	Duffey/Graveman/Pagán
23	---- CWS	9-2	W	7-8	2nd	-0.5	16,686	151,155	8	Bundy/Velasquez
24	---- CWS	^6-4	W	8-8	1st	+0.5	16,197	167,352	9	Smith/Hendriks
25	---- OFF DAY				1st	+1.0				
26	---- DET	5-4	W	9-8	1st	+2.0	11,803	179,155	10	Jax/Soto
27	---- DET	5-0	W	10-8	1st	+2.5	11,829	190,884	11	Ryan/Pineda
28	---- DET	7-1	W	11-8	1st	+3.0	19,365	210,249	12	Stashak/Skubal/Jax
29	---- at TB	1-6	L	11-9	1st	+3.0	9,928			Kluber/Bundy
30	---- at TB	9-1	W	12-9	1st	+3.0	18,846			Stashak/McClanahan
MAY (18-12)		Batting: .262 (266-for-1014)				Pitching: 18-12-10, 3.64 (267.0 IP, 108 ER)				
1	---- at TB	9-3	W	13-9	1st	+3.0	14,830			Winder/Fleming
2	---- at BAL	2-1	W	14-9	1st	+3.5	7,427			Paddock/Baker/Duran
3	---- at BAL	7-2	W	15-9	1st	+4.0	6,678			Thielbar/Krehbiel
4	---- at BAL	4-9	L	15-10	1st	+3.5	7,466			Pérez/Bundy
5	---- at BAL	3-5	L	15-11	1st	+2.5	8,652			López/Duran
6	---- OAK	2-1	W	16-11	1st	+3.0	17,509		13	Winder/Logue/Pagán
7	---- OAK	1-0	W	17-11	1st	+3.0	22,272		14	Jax/Kaprielian/Duran
8	---- OAK	4-3	W	18-11	1st	+3.0	14,295	264,325	15	Stashak/Jefferies/Pagán
9	---- OFF DAY				1st	+3.0				
10	---- HOU	0-5	L	18-12	1st	+2.5	16,156	280,481	16	Verlander/Ryan
11	---- HOU				1st	+2.5	SUSP in T4 due to inclement weather			
12	---- HOU##	3-11	L	18-13	1st	+2.5			16	Abreu/Archer
	---- HOU	0-5	L	18-14	1st	+2.0	16,918	297,399	18	Garcia/Winder
13	---- CLE	12-8	W	19-14	1st	+3.0	18,711	316,110	19	Jax/Civale
14	---- CLE	^2-3	L	19-15	1st	+2.0	22,939	339,049	20	Sandlin/Cotton/Clase
15	---- CLE	3-1	W	20-15	1st	+3.0	19,850	358,899	21	Ryan/McKenzie/Pagán
16	---- at OAK	3-1	W	21-15	1st	+3.0	3,138			Cano/Logue/Duffey
17	---- at OAK	2-5	L	21-16	1st	+2.5	3,640			Jackson/Winder/Jiménez
18	---- at OAK	14-4	W	22-16	1st	+3.5	7,106			Gray/Jefferies
19	---- OFF DAY			22-16	1st	+3.0				
20	---- at KC	6-4	W	23-16	1st	+3.0	25,337			Smeltzer/Lynch/Pagán
21	---- at KC	9-2	W	24-16	1st	+4.5	17,893			Ryan/Keller
22	---- at KC	7-6	W	25-16	1st	+4.0	15,482			Duffey/Staumont/Duran
23	---- DET	5-4	W	26-16	1st	+4.5	16,361	375,260	22	Pagán/Chafin
24	---- DET	2-0	W	27-16	1st	+5.5	17,882	393,142	23	Gray/Brieske/Duran
25	---- DET	^2-4	L	27-17	1st	+4.5	20,375	413,517	24	Lange/Megill/Chafin
26	---- KC	2-3	L	27-18	1st	+4.5	17,657	431,174	25	Staumont/Duffey/Barlow
27	---- KC	10-7	W	28-18	1st	+5.0	21,841	453,015	26	Megill/Keller/Pagán
28	---- KC	3-7	L	28-19	1st	+5.0	22,249	475,264	27	Singer/Archer
29	---- KC	7-3	W	29-19	1st	+5.0	27,195	502,459	28	Gray/Greinke
30	---- at DET	5-7	L	29-20	1st	+4.5	15,191			Jiménez/Smith/Soto
31	---- at DET	8-2	W	30-20	1st	+5.0	11,756			Smeltzer/Garcia
	---- at DET	0-4	L	30-21	1st	+5.0	12,122			Peralta/Sands
JUNE (13-15)		Batting: .261 (252-for-967)				Pitching: 13-15-5, 4.18 (247.1 IP, 115 ER)				
1	---- at DET	0-5	L	30-22	1st	+5.0	13,211			Skubal/Ober
2	---- at DET	2-3	L	30-23	1st	+4.5	17,972			Lange/Pagán/Soto
3	---- at TOR	9-3	W	31-23	1st	+4.5	27,753			Cotton/Kikuchi
4	---- at TOR	3-12	L	31-24	1st	+4.5	36,987			Berrios/Bundy
5	---- at TOR	8-6	W	32-24	1st	+4.5	34,088			Cotton/Gausman/Moran
6	---- OFF DAY			32-24	1st	+4.5				

TWINS 2022 DAY-BY-DAY

JUNE (13-15)									
Batting: .261 (252-for-967)					Pitching: 13-15-5, 4.18 (247.1 IP, 115 ER)				
7 ----- NYY	4-10	L	32-25	1st	+4.0	27,643	530,102	29	Luetge/Sands
8 ----- NYY	8-1	W	33-25	1st	+4.0	22,286	552,388	30	Archer/Cortes
9 ----- NYY	7-10	L	33-26	1st	+3.0	26,646	579,034	31	Castro/Duran/Holmes
10 ----- TB	9-4	W	34-26	1st	+3.0	23,761	602,795	32	Smeltzer/Rasmussen
11 ----- TB	6-5	W	35-26	1st	+4.0	22,741	625,536	33	Megill/Baz/Pagán
12 ----- TB	0-6	L	35-27	1st	+3.0	25,350	650,886	34	Spring/Sands
13 ----- at SEA	3-2	W	36-27	1st	+3.5	12,749			Thielbar/Flexen/Pagán
14 ----- at SEA	0-5	L	36-28	1st	+2.5	13,019			Gilbert/Ryan
15 ----- at SEA	5-0	W	37-28	1st	+2.5	15,329			Jax/Gonzales
16 ----- OFF DAY				1st	+2.0				
17 ----- at ARI	2-7	L	37-29	1st	+1.0	26,351			Bumgarner/Smeltzer
18 ----- at ARI	11-1	W	38-29	1st	+2.0	24,338			Bundy/Weaver
19 ----- at ARI	1-7	L	38-30	1st	+1.0	30,690			Kelly/Archer
20 ----- OFF DAY				1st	+1.0				
21 ----- CLE	^5-6	L	38-31	T-1st	--	22,341	673,227	35	Stephan/Jax/Clase
22 ----- CLE	10-11	L	38-32	2nd	-1.0	25,604	698,831	36	Hentges/Jax/Clase
23 ----- CLE	1-0	W	39-32	T-1st	--	24,929	723,760	37	Smeltzer/Plesac/Thielbar
24 ----- COL	0-1	L	39-33	T-1st	--	24,643	748,403	38	Márquez/Bundy/Bard
25 ----- COL	1-0	W	40-33	1st	+1.0	24,578	772,981	39	Archer/Senzatela
26 ----- COL	6-3	W	41-33	1st	+2.0	28,048	801,029	40	Ryan/Feltner/Duran
27 ----- at CLE	11-1	W	42-33	1st	+3.0	12,554			Gray/McKenzie
28 ----- at CLE	2-3	L	42-34	1st	+2.0	12,442			Hentges/Pagán/Clase
----- at CLE	6-0	W	43-34	1st	+3.0	12,145			Winder/Pilkington
29 ----- at CLE	6-7	L	43-35	1st	+2.0	12,840			Morgan/Cotton
30 ----- at CLE	3-5	L	43-36	1st	+1.0	17,066			Clase/Thornburg
JULY (9-9)									
Batting: .254 (158-for-622)					Pitching: 9-9-2, 4.87 (160.2 IP, 87 ER)				
1 ----- BAL	3-2	W	44-36	1st	+1.5	25,510	826,539	41	Minaya/López
2 ----- BAL	4-3	W	45-36	1st	+3.0	20,618	847,157	42	Pagán/López
3 ----- BAL	1-3	L	45-37	1st	+2.0	24,424	871,581	43	Wells/Smeltzer/Tate
4 ----- at CWS	^6-3	W	46-37	1st	+3.5	32,483			Pagán/Kelly
5 ----- at CW	8-2	W	47-37	1st	+4.5	18,566			Winder/Kopech
6 ----- at CWS	^8-9	L	47-38	1st	+4.5	18,393			Ruiz/Moran
7 ----- OFF DAY				47-38	1st	+4.5			
8 ----- at TEX	5-6	L	47-39	1st	+4.5	30,392			J. Gray/S. Gray/Martin
9 ----- at TEX	7-9	L	47-40	1st	+3.5	35,427			Moore/Duran/Martin
10 ----- at TEX	6-5	W	48-40	1st	+4.5	24,751			Bundy/Burke/Duffey
11 ----- OFF DAY				1st	+4.0				
12 ----- MIL	3-6	L	48-41	1st	+3.5	37,183	908,794	44	Gustave/Winder/Hader
13 ----- MIL	4-1	W	49-41	1st	+4.5	*38,802	947,596	45	Duran/Hader
14 ----- CWS	2-12	L	49-42	1st	+3.5	26,907	974,503	46	Cueto/Gray
15 ----- CWS	2-6	L	49-43	1st	+2.5	27,021	1,001,424	47	Kopech/Pagán
16 ----- CWS	6-3	W	50-43	1st	+2.5	28,514	1,029,938	48	Bundy/Lynn/Duran
17 ----- CWS	0-11	L	50-44	1st	+2.0	23,225	1,053,163	49	Cease/Archer
18 ----- ALL STAR BREAK									
19 ----- ALL STAR GAME	American League - 3, National League - 2								Valdez/Gonsolin/Clase
20 ----- ALL STAR BREAK									
21 ----- ALL STAR BREAK				1st	+2.0				
22 ----- OFF DAY				1st	+1.5				
23 ----- at DET	8-4	W	51-44	1st	+2.0	34,205			Ryan/Pineda
24 ----- at DET	9-1	W	52-44	1st	+2.0	23,570			Gray/García
25 ----- OFF DAY				1st	+3.5				
26 ----- at MIL	6-7	L	52-45	1st	+2.5	28,596			Hader/Duffey
27 ----- at MIL	4-10	L	52-46	1st	+1.5	35,914			Burnes/Archer
28 ----- OFF DAY				1st	+2.0				
29 ----- at SD	1-10	L	52-47	1st	+1.0	43,171			Snell/Ryan
30 ----- at SD	7-4	W	53-47	1st	+2.0	39,574			Gray/Musgrove
31 ----- at SD	2-3	L	53-48	1st	+1.0	37,336			Manaea/Bundy/García
AUGUST (14-14)									
Batting: .243 (228-for-938)					Pitching: 14-14-4, 3.46 (252.0 IP, 97 ER)				
1 ----- DET	5-3	W	54-48	1st	+1.0	20,231	1,073,394	50	Jax/Lange
2 ----- DET	3-5	L	54-49	1st	+1.0	23,394	1,096,788	51	Foley/Jax/Soto
3 ----- DET	4-1	W	55-49	1st	+1.0	25,044	1,121,832	52	Ryan/Alexander/López
4 ----- TOR	3-9	L	55-50	1st	+1.0	*39,030	1,160,862	53	Manoah/Pagán
5 ----- TOR	^6-5	W	56-50	1st	+2.0	29,593	1,190,555	54	Fulmer/Romano
6 ----- TOR	7-3	W	57-50	1st	+2.0	27,471	1,218,026	55	Megill/White
7 ----- TOR	^2-3	L	57-51	1st	+1.0	26,155	1,244,181	56	Romano/Thielebar
8 ----- OFF DAY				1st	+1.0				
9 ----- at LAD	3-10	L	57-52	T-1st	--	47,874			Urias/Ryan
10 ----- at LAD	5-8	L	57-53	2nd	-1.5	53,432			Price/Fulmer
11 ----- OFF DAY				2nd	-1.0				

TWINS 2022 DAY-BY-DAY

AUGUST (14-14)		Batting: .243 (228-for-938)				Pitching: 14-14-4, 3.46 (252.0 IP, 97 ER)				
12	----- at LAA	4-0	W	58-53	2nd	-1.5	33,459			Mahle/Sandoval
13	----- at LAA	^3-5	L	58-54	2nd	-1.5	43,027			Pagán/Tepera
14	----- at LAA	2-4	L	58-55	T-2nd	-2.5	27,515			Davidson/Archer/Quijada
15	----- KC	4-2	W	59-55	T-2nd	-2.0	22,003	1,266,184	57	Ryan/Bubic/López
16	----- KC	9-0	W	60-55	2nd	-1.0	23,093	1,289,277	58	Gray/Greinke
17	----- KC	4-0	W	61-55	2nd	-1.0	23,543	1,312,820	59	Pagán/Lynch
18	----- OFF DAY				2nd	-1.0				
19	----- TEX	2-1	W	62-55	2nd	-1.0	22,627	1,335,447	60	Bundy/Pérez/López
20	----- TEX	^3-4	L	62-56	2nd	-1.0	21,781	1,357,228	61	Hernández/Thielbar
21	----- TEX	0-7	L	62-57	2nd	-1.5	24,802	1,382,030	62	Arihara/Ryan/Hearn
22	----- TEX	1-2	L	62-58	2nd	-2.0	18,595	1,400,625	63	Alexy/Gray/Moore
23	----- at HOU	2-4	L	62-59	2nd	-3.0	32,639			Verlander/Sanchez/Abreu
24	----- at HOU	3-5	L	62-60	T-2nd	-4.0	27,070			Valdez/Bundy
25	----- at HOU	3-6	L	62-61	T-2nd	-4.0	33,320			Garcia/Archer/Montero
26	----- SF	9-0	W	63-61	2nd	-3.0	25,246	1,425,871	64	Ryan/Wood
27	----- SF	^3-2	W	64-61	2nd	-2.5	27,570	1,453,441	65	Duran/Leone
28	----- SF	8-3	W	65-61	2nd	-2.0	25,285	1,478,726	66	Smeltzer/Junis
29	----- BOS	4-2	W	66-61	2nd	-1.5	19,581	1,498,307	67	Thielbar/Bello/López
30	----- BOS	10-5	W	67-61	2nd	-1.5	19,909	1,518,216	68	Fulmer/Crawford
31	----- BOS	5-6	L	67-62	2nd	-1.5	19,337	1,537,553	69	Wacha/Ryan/Barnes
SEPT/OCT (11-22)		Batting: .242 (273-for-1128)				Pitching: 11-22-4, 4.22 (292.0 IP, 137 ER)				
1	----- OFF DAY			67-62	2nd	-1.5				
2	----- at CWS	3-4	L	67-63	2nd	-1.0	24,818			Hendriks/López
3	----- at CWS	0-13	L	67-64	2nd	-1.0	31,655			Cease/Mahle
4	----- at CWS	5-1	W	68-64	T-1st	-	32,305			Bundy/Giolito
5	----- at NYY	2-5	L	68-65	2nd	-1.0	38,446			Weissert/Megill/Holmes
6	----- at NYY			68-65	2nd	-1.				5PPD and moved to Sept. 7 due to inclement weather
7	----- at NYY%	^4-5	L	68-66	2nd	-2.0				Weissert/Megill
	----- at NYY	1-7	L	68-67	2nd	-2.0	30,157			Cole/Ryan/Luetge
8	----- at NYY	4-3	W	69-67	T-2nd	-1.5	35,551			Jax/Peralta/Fulmer
9	----- CLE	6-7	L	69-68	3rd	-2.5	18,595	1,556,148	70	Quantill/Bundy/Clase
10	----- CLE	4-6	L	69-69	3rd	-3.5	26,073	1,582,221	71	McKenzie/Archer/Clase
11	----- CLE	1-4	L	69-70	3rd	-4.5	19,016	1,601,237	72	Bieber/Winder/Karinchak
12	----- OFF DAY				3rd	-5.0				
13	----- KC	6-3	W	70-70	3rd	-5.0	19,005	1,620,242	73	Ryan/Bubic
14	----- KC	4-0	W	71-70	3rd	-5.0	14,927	1,635,169	74	Gray/Greinke
15	----- KC	3-2	W	72-70	3rd	-4.0	16,595	1,651,764	75	Megill/Lynch/Duran
16	----- at CLE	3-4	L	72-71	3rd	-5.0	20,669			Stephan/Duran/Clase
17	----- at CLE	1-5	L	72-72	3rd	-6.0	18,177			Bieber/Varland
	----- at CLE	^6-7	L	72-73	3rd	-7.0	24,449			McCarty/Rodriguez
18	----- at CLE	3-0	W	73-73	3rd	-6.0	19,601			Ryan/Morris/Duran
19	----- at CLE	4-11	L	73-74	3rd	-7.0	12,168			Quantill/Gray/Hentges
20	----- at KC	4-5	L	73-75	3rd	-8.0	14,508			Coleman/Bundy/Barlow
21	----- at KC	2-5	L	73-76	3rd	-9.0	13,952			Misiewicz/Ober/Barlow
22	----- at KC	1-4	L	73-77	3rd	-10.0	12,951			Hessley/Winder/Keller
23	----- LAA	2-4	L	73-78	3rd	-11.0	24,896	1,676,660	76	Ohtani/Varland/Tepera
24	----- LAA	8-4	W	74-78	3rd	-11.0	30,959	1,707,619	77	Jax/Detmers
25	----- LAA	3-10	L	74-79	3rd	-12.0	24,133	1,731,752	78	Suarez/Bundy
26	----- OFF DAY				3rd	-12.0				
27	----- CWS	4-0	W	75-79	3rd	-11.0	23,647	1,755,399	79	Ober/Lynn
28	----- CWS	8-4	W	76-79	T-2nd	-11.0	22,332	1,777,731	80	Thielbar/Cueto
29	----- CWS	3-4	L	76-80	3rd	-12.0	23,397	1,801,128	81	López/Thielbar/Hendriks
30	----- at DET	7-0	W	77-80	3rd	-12.0	18,505			Ryan/Alexander
1	----- at DET	2-3	L	77-81	3rd	-12.0	18,307			Norris/Henriquez/Chafin
2	----- at DET	2-5	L	77-82	3rd	-13.0	20,105			Lange/Woods Richardson/Soto
3	----- at CWS	2-3	L	77-83	3rd	-13.0	22,891			Cueto/Jax/Hendriks
4	----- at CWS	3-8	L	77-84	3rd	-14.0	24,884			Giolito/Winder
5	----- at CWS	10-1	W	78-84	3rd	-14.0	18,918			Varland/Martin/Sands

^ - Denotes Extra-Innings (5-10)

* - Denotes Sellout (12 in 2019; 0 in 2020; 8 in 2021; 2 in 2022)

- Opener on 4/7 vs. SEA rescheduled for 4/8

- SUSP game from May 11 vs. HOU

% - PPD game from September 6 at NYY



HOME GAMES



ROAD GAMES

EJECTIONS

DATE	PLAYER/MGR/CH	UMPIRE	REASON	CAREER
5/14 vs. CLE	Rocco Baldelli	John Tumpane	Arguing an interference call	6
6/7 vs. NYY	Rocco Baldelli	Alex Tosi	Arguing a tipped foul ball off bat of Kepler	7
8/7 vs. TOR	Rocco Baldelli	Alan Porter	Arguing a call about the homeplate collision rule	8
8/23 at HOU	Rocco Baldelli	Rob Drake	Arguing a mound visit after a bench-clearing incident	9

TWINS 2022 HOME RUNS

HOME RUNS BY POSITION

C	1B	2B	3B	SS	LF	CF	RF	DH	PH	TOTAL
19	13	20	21	25	20	25	16	19	0	178

LUIS ARRAEZ (8)

No.	Date	Opp.	Runs	Pitcher
1	4/9	SEA	1	Logan Gilbert
2	6/9	NYN	1	Gerrit Cole
3	6/11	TB	4	Shane Baz
4	6/21	CLE	3	Eli Morgan
5	7/16	CHW	1	Lance Lynn
6	7/31	@ SD	1	Sean Manaea
7	8/19	TEX	1	Martin Pérez
8	8/31	BOS	2	Michael Wacha

BYRON BUXTON (28)

No.	Date	Opp.	Runs	Pitcher
1	4/9	SEA	2	Andres Munoz
2	4/10	SEA	1	Marco Gonzales
3	4/10	SEA	1	Marco Gonzales
4	4/23	CHW	1	Vince Velasquez
5	4/24	CHW	2	Aaron Bummer
6	4/24	CHW	3	Liam Hendriks
7	5/1	@ TB	1	Josh Fleming
8	5/5	@ BAL	2	Spenser Watkins
9	5/6	OAK	1	Zach Logue
10	5/13	CLE	1	Aaron Civala
11	5/15	CLE	1	Triston McKenzie
12	6/3	@ TOR	2	Jeremy Beasley
13	6/8	NYN	1	Nestor Cortes
14	6/9	NYN	1	Gerrit Cole
15	6/9	NYN	3	Gerrit Cole
16	6/10	TB	1	Drew Rasmussen
17	6/10	TB	1	Drew Rasmussen
18	6/13	@ SEA	2	Chris Flexen
19	6/17	@ ARI	1	Madison Bumgarner
20	6/28 (2)	@ CLE	1	Anthony Castro
21	7/1	BAL	2	Jorge Lopez
22	7/4	@ CHW	2	Johnny Cueto
23	7/10	@ TEX	1	Dane Dunning
24	7/26	@ MIL	1	Ethan Small
25	7/29	@ SD	1	Blake Snell
26	7/30	@ SD	1	Joe Musgrove
27	8/9	@ LAD	2	Phil Bickford
28	8/14	@ LAA	2	Tucker Davidson

JAKE CAVE (5)

No.	Date	Opp.	Runs	Pitcher
1	8/4	TOR	1	Anthony Bass
2	8/28	SF	2	Jakob Junis
3	8/30	BOS	1	Kutter Crawford
4	9/16	@ CLE	2	Triston McKenzie
5	9/18	@ CLE	1	Cody Morris

GILBERTO CELESTINO (2)

No.	Date	Opp.	Runs	Pitcher
1	8/12	@ LAA	2	Patrick Sandoval
2	8/16	KC	1	Zack Greinke

MARK CONTRERAS (3)

No.	Date	Opp.	Runs	Pitcher
1	8/2	DET	1	Matt Manning
2	8/5	TOR	1	José Berrios
3	10/1	@ DET	1	Drew Hutchison

CARLOS CORREA (22)

No.	Date	Opp.	Runs	Pitcher
1	4/10	SEA	1	Yohan Ramirez
2	5/4	@ BAL	2	Kyle Bradish
3	5/27	KC	1	Brad Keller
4	6/9	NYN	1	Gerrit Cole
5	6/10	TB	2	Calvin Faucher
6	6/22	CLE	1	Triston McKenzie
7	6/22	CLE	1	Triston McKenzie
8	6/27	@ CLE	2	Bryan Shaw
9	6/28 (1)	@ CLE	1	Sam Hentges
10	7/8	@ TEX	2	Jon Gray
11	7/16	CHW	2	Lance Lynn
12	7/23	@ DET	1	Michael Pineda
13	7/30	@ SD	2	Adrian Morejon
14	8/13	@ LAA	1	Reid Detmers
15	8/26	SF	2	Alex Wood
16	9/4	@ CHW	2	Lucas Giolito
17	9/7 (2)	@ NYN	1	Gerrit Cole

KYLE GARLICK (9)

No.	Date	Opp.	Runs	Pitcher
1	4/18	@ BOS	2	Rich Hill
2	4/30	@ TB	1	Shane McCannahan
3	4/30	@ TB	2	Shane McCannahan
4	5/22	@ KC	2	Scott Barlow
5	6/3	@ TOR	2	Yusei Kikuchi
6	6/3	@ TOR	1	Yusei Kikuchi
7	7/14	CHW	1	José Ruiz
8	7/27	@ MIL	1	Jake McGee
9	8/26	SF	1	Austin Wynns

NICK GORDON (9)

No.	Date	Opp.	Runs	Pitcher
1	5/29	KC	1	Zack Greinke
2	6/23	CLE	1	Zach Plesac
3	6/27	@ CLE	2	Triston McKenzie
4	7/2	BAL	1	Jordan Lyles
5	8/5	TOR	3	José Berrios
6	8/30	BOS	4	Ryan Brasier
7	9/15	KC	2	Daniel Lynch
8	9/17 (2)	@ CLE	2	James Karinchak
9	9/19	@ CLE	1	Cal Quantrill

CALEB HAMILTON (1)

No.	Date	Opp.	Runs	Pitcher
1	9/25	LAA	1	José Quijada

RYAN JEFFERS (7)

No.	Date	Opp.	Runs	Pitcher
1	4/23	CHW	1	Vince Velasquez
2	4/27	DET	2	Michael Pineda
3	5/3	@ BAL	3	Joey Krehbiel
4	6/8	NYN	1	Nestor Cortes
5	6/18	@ ARI	2	Caleb Smith
6	7/8	@ TEX	2	Jon Gray
7	7/10	@ TEX	1	Brock Burke

MAX KEPLER (9)

No.	Date	Opp.	Runs	Pitcher
1	4/10	SEA	1	Matthew Festa
2	4/26	DET	2	Eduardo Rodriguez
3	4/27	DET	1	Michael Pineda
4	4/27	DET	1	Michael Pineda
5	4/30	@ TB	2	Javy Guerra
6	5/23	DET	4	Elvin Rodriguez
7	6/22	CLE	1	Triston McKenzie
8	6/29	@ CLE	2	Eli Morgan
9	7/5	@ CHW	1	Michael Kopech

ALEX KIRILLOFF (3)

No.	Date	Opp.	Runs	Pitcher
1	6/29	@ CLE	2	Cal Quantrill
2	7/5	@ CHW	1	Michael Kopech
3	7/5	@ CHW	2	Vince Velasquez

TREVOR LARNACH (5)

No.	Date	Opp.	Runs	Pitcher
1	5/25	DET	2	Rony Garcia
2	5/28	KC	1	Brady Singer
3	5/29	KC	1	Zack Greinke
4	6/5	@ TOR	1	Adam Cimber
5	6/9	NYN	1	Gerrit Cole

ROYCE LEWIS (2)

No.	Date	Opp.	Runs	Pitcher
1	5/13	CLE	4	Bryan Shaw
2	5/17	@ OAK	1	James Kaprielian

JOSE MIRANDA (15)

No.	Date	Opp.	Runs	Pitcher
1	5/6	OAK	1	Zach Logue
2	5/30	@ DET	2	Beau Brieske
3	6/3	@ TOR	1	Yusei Kikuchi

4	6/3	@ TOR	2	Trevor Richards
5	6/28 (2)	@ CLE	1	Enyel De Los Santos
6	7/5	@ CHW	2	Michael Kopech
7	7/9	@ TEX	3	Martin Pérez
8	7/13	MIL	3	Josh Hader
9	7/27	@ MIL	1	Corbin Burnes
10	7/31	@ SD	1	Sean Manaea
11	8/6	TOR	1	Tim Mayza
12	8/17	KC	2	Daniel Lynch
13	8/19	TEX	1	Martin Pérez
14	9/7 (1)	@ NYN	2	Domingo German
15	9/13	KC	1	Kris Bubic

JEREMIA PALACIOS (2)

No.	Date	Opp.	Runs	Pitcher
1	10/4	@ CWS	1	José Ruiz
2	10/5	@ CWS	2	Davis Martin

JORGE POLANCO (16)

No.	Date	Opp.	Runs	Pitcher
1	4/10	SEA	1	Matthew Festa
2	4/18	@ BOS	2	Rich Hill
3	5/7	OAK	1	James Kaprielian
4	5/13	CLE	1	Aaron Civala
5	5/27	KC	2	Brad Keller
6	6/4	@ TOR	2	José Berrios
7	6/7	NYN	1	Jameson Taillon
8	6/28 (2)	@ CLE	2	Konnor Pilkington
9	7/2	BAL	1	Jorge López
10	7/5	@ CHW	2	Michael Kopech
11	7/6	@ CHW	2	Lance Lynn
12	7/6	@ CHW	1	Kendall Graveman
13	7/12	MIL	1	Jason Alexander
14	7/16	CHW	3	Lance Lynn
15	8/10	@ LAD	3	Ryan Pepiot
16	8/25	@ HOU	1	Luis Garcia

GARY SÁNCHEZ (16)

No.	Date	Opp.	Runs	Pitcher
1	4/10	SEA	4	Marco Gonzales
2	5/13	CLE	3	Bryan Shaw
3	5/16	@ OAK	1	Domingo Acevedo
4	5/17	@ OAK	1	James Kaprielian
5	5/30	@ DET	1	Beau Brieske
6	5/31 (1)	@ DET	3	Rony Garcia
7	6/5	@ TOR	2	Jeremy Beasley
8	6/18	@ ARI	2	Luke Weaver
9	6/27	@ CLE	3	Triston McKenzie
10	7/9	@ TEX	2	Martin Pérez
11	8/10	@ LAD	1	Ryan Pepiot
12	8/26	SF	2	Alex Wood
13	8/30	BOS	1	Jeury Familia
14	9/5	@ NYN	2	Jameson Taillon
15	9/24	LAA	3	Mike Mayers
16	10/5	@ CWS	3	Davis Martin

MIGUEL SANÓ (1)

No.	Date	Opp.	Runs	Pitcher
1	4/15	@ BOS	2	Nick Pivetta

GIO URSHELA (13)

No.	Date	Opp.	Runs	Pitcher
1	4/8	SEA	1	Robbie Ray
2	5/14	CLE	1	Shane Bieber
3	5/15	CLE	1	Triston McKenzie
4	5/29	KC	3	Zack Greinke
5	5/30	@ DET	1	Beau Brieske
6	6/22	CLE	3	Anthony Castro
7	6/29	@ CLE	1	Cal Quantrill
8	7/6	@ CHW	2	Matt Foster
9	7/26	@ MIL	3	Trevor Gott
10	8/1	DET	2	Alex Lange
11	8/12	@ LAA	1	Mike Mayers
12	9/13	KC	1	Anthony Misiewicz
13	10/3	@ CWS	2	Johnny Cueto

MATT WALLNER (2)

No.	Date	Opp.	Runs	Pitcher
1	9/17 (1)	@ CLE	1	Shane Bieber
2	9/27	CWS	2	Lance Lynn

TWINS 2022 TRANSACTIONS

DATE	NO	PLAYER	POS	TRANSACTION
2/1	9	Beckham, Tim	IF	Signed to minor league contract.
2/6	39	Robertson, Daniel	IF	Signed to minor league contract.
3/11	49	Minaya, Juan	RHP	Signed to minor league contract with invite to spring training.
3/12		Kiner-Falefa, Isiah	IF	Acquired via trade with TEX, in exchange for C Mitch Garver.
	70	Henriquez, Ronny	RHP	
3/13	54	Gray, Sonny	RHP	Acquired via trade with CIN along with RHP Francis Peguero, in exchange for RHP Chase Petty.
3/13	24	Sánchez, Gary	C	Acquired via trade with NYY, in exchange for 3B Josh Donaldson, IF Isiah Kiner-Falefa and C Ben Rortvedt.
	15	Ursuela, Gio	IF	Claimed off waivers from SF.
3/17	60	Godoy, José	C	Signed to minor league contract with invite to spring training.
3/18	51	Gonzalez, Chi Chi	RHP	Placed on the 60-Day Injured List (recovery from Tommy John surgery on 9/1/21).
3/20	18	Maeda, Kenta	RHP	Signed to one-year contract.
	38	Smith, Joe	RHP	Claimed off waivers from WAS.
3/21		Romero, Jhon	RHP	Designated for release or assignment.
3/22	32	Garza Jr., Ralph	RHP	Signed to three-year contract.
	4	Correa, Carlos	SS	Optioned to Triple-A St. Paul.
3/23	81	Balazovic, Jordan	RHP	Optioned to Triple-A St. Paul.
	70	Henriquez, Ronny	RHP	Optioned to Triple-A St. Paul.
	77	Sands, Cole	RHP	Optioned to Triple-A St. Paul.
	62	Strotman, Drew	RHP	Optioned to Triple-A St. Paul.
	76	Enlow, Blayne	RHP	Optioned to Double-A Wichita.
	78	Vallimont, Chris	RHP	Optioned to Double-A Wichita.
3/26	23	Lewis, Royce	IF	Optioned to Triple-A St. Paul.
	82	Martin, Austin	IF	Reassigned to minor league camp.
	96	Sabato, Aaron	IF	Reassigned to minor league camp.
	92	Steer, Spencer	IF	Reassigned to minor league camp.
3/28	43	Thorpe, Lewis	LHP	Outrighted to Triple-A St. Paul.
	17	Archer, Chris	RHP	Signed to a one-year contract.
3/30	64	Miranda, Jose	IF	Optioned to Triple-A St. Paul.
	13	Larnach, Trevor	OF	Optioned to Triple-A St. Paul.
	51	Gonzalez, Chi Chi	RHP	Reassigned to minor league camp.
	44	Hamilton, Ian	RHP	Reassigned to minor league camp.
	58	Megill, Trevor	RHP	Reassigned to minor league camp.
	49	Minaya, Juan	RHP	Reassigned to minor league camp.
	73	Bañuelos, David	C	Reassigned to minor league camp.
	90	Hamilton, Caleb	C	Reassigned to minor league camp.
	87	Palacios, Jermaine	IF	Reassigned to minor league camp.
	72	Terry, Curtis	IF	Reassigned to minor league camp.
	52	Fisher, Derek	OF	Reassigned to minor league camp.
3/31	67	Celestino Gilberto	OF	Optioned to Triple-A St. Paul.
	9	Beckham, Tim	IF	Reassigned to minor league camp.
4/3	71	Moran, Jovani	LHP	Optioned to Triple-A St. Paul.
	31	Smeltzer, Devin	LHP	Reassigned to Triple-A St. Paul.
	8	Cave, Jake	OF	Reassigned to Triple-A St. Paul.
	57	Faria, Jake	RHP	Reassigned to Triple-A St. Paul.
4/4	39	Robertson, Daniel	IF	Reassigned to Triple-A St. Paul.
	53	Coulombe, Danny	LHP	Contract selected.
	60	Godoy, José	C	Designated for release or assignment.
4/7	20	Paddack, Chris	RHP	Acquired via trade with SD along with PTBNL, in exchange for LHP Taylor Rogers, OF Brent Rooker and cash.
	12	Pagan, Emilio	RHP	Placed on 10-day Injured List.
	61	Stashak, Cody	RHP	Reassigned to Triple-A St. Paul.
	30	Garlick, Kyle	OF	Optioned to Triple-A St. Paul.
	65	Jax, Griffin	RHP	Recalled from Triple-A St. Paul.
	67	Celestino, Gilberto	OF	Cleared waivers, assigned to Triple-A St. Paul.
4/10	60	Godoy, José	C	Placed on 10-day Injured List.
4/12	66	Alcala, Jorge	RHP	Recalled from Triple-A St. Paul.
	65	Jax, Griffin	RHP	Designated for release or assignment.
4/13	45	Cotton, Jharel	RHP	Contract selected from Triple-A St. Paul.
	32	Rodríguez, Dereck	RHP	Placed on 10-day Injured List.
	19	Kirilloff, Alex	OF/1B	Recalled from Triple-A St. Paul.
	13	Larnach, Trevor	OF	Designated for release or assignment.
4/15	32	Rodríguez, Dereck	RHP	Contract selected from Triple-A St. Paul.
	30	Garlick, Kyle	OF	Cleared waivers, outrighted to Triple-A St. Paul.
4/16	32	Rodríguez, Dereck	RHP	Placed on 10-day Injured List.
4/17	54	Gray, Sonny	RHP	Returned from rehab, reinstated from 10-day Injured List.
	61	Stashak, Cody	RHP	Cleared waivers, outrighted to Triple-A St. Paul.
4/20	45	Cotton, Jharel	RHP	Placed on 10-day Injured List.
4/23	50	Romero, Jhon	RHP	Transferred to 60-day Injured List.
	66	Alcala, Jorge	RHP	Contract selected from Triple-A St. Paul.
	60	Godoy, José	C	Placed on 10-day Injured List.
4/30	16	Ober, Bailey	RHP	Recalled from Triple-A St. Paul.
	77	Sands, Cole	RHP	Placed on 10-day Injured List.
5/2	22	Sanó, Miguel	IF	Placed on 10-day Injured List.
	30	Garlick, Kyle	OF	Placed on 10-day Injured List.
	60	Godoy, José	C	Optioned to Triple-A St. Paul.
	77	Sands, Cole	RHP	Optioned to Triple-A St. Paul.
	64	Miranda, Jose	IF	Recalled from Triple-A St. Paul.
	71	Moran, Jovani	LHP	Recalled from Triple-A St. Paul.
5/6	2	Arraez, Luis	IF/OF	Placed on COVID Injured List.
	37	Bundy, Dylan	RHP	Placed on COVID Injured List.

TWINS 2022 TRANSACTIONS

DATE	NO	PLAYER	POS	TRANSACTION
	71	Moran, Jovani.....	LHP	Optioned to Triple-A St. Paul.
	23	Lewis, Royce.....	IF	Recalled from Triple-A St. Paul.
	77	Sands, Cole.....	RHP	Recalled from Triple-A St. Paul.
5/7	19	Kirilloff, Alex.....	OF/1B	Returned from rehab, reinstated from 10-day Injured List.
	77	Sands, Cole.....	RHP	Optioned to Triple-A St. Paul.
	54	Gray, Sonny.....	RHP	Returned from rehab, reinstated from 10-day Injured List.
5/8	13	Larnach, Trevor.....	OF	Placed on 10-day Injured List.
	60	Godoy, José.....	C	Recalled from Triple-A St. Paul.
5/10	4	Correa, Carlos.....	SS	Placed on 10-day Injured List.
	20	Paddack, Chris.....	RHP	Placed on 15-day Injured List.
	55	Contreras, Mark.....	OF	Contract selected from Triple-A St. Paul.
	45	Cotton, Jharel.....	RHP	Contract selected from Triple-A St. Paul.
5/11	53	Coulombe, Danny.....	LHP	Placed on 15-day Injured List.
	99	Cano, Yennier.....	RHP	Contract selected from Triple-A St. Paul.
	50	Romero, Jhon.....	RHP	Transferred to 60-day Injured List.
5/12	60	Godoy, José.....	C	Optioned to Triple-A St. Paul.
	20	Paddack, Chris.....	RHP	Transferred to 60-day Injured List.
	2	Arraez, Luis.....	IF/OF	Reinstated from COVID Injured List.
	77	Sands, Cole.....	RHP	Appointed as 27th man.
5/14	19	Kirilloff, Alex.....	OF/1B	Optioned to Triple-A St. Paul.
	22	Sanó, Miguel.....	IF	Transferred to 60-day Injured List.
	31	Smeltzer, Devin.....	LHP	Contract selected from Triple-A St. Paul.
5/16	55	Contreras, Mark.....	OF	Optioned to Triple-A St. Paul.
	30	Garlick, Kyle.....	OF	Returned from rehab, reinstated from 10-day Injured List.
5/17	45	Cotton, Jharel.....	RHP	Designated for release or assignment.
	37	Bundy, Dylan.....	RHP	Reinstated from COVID Injured List.
5/18	23	Lewis, Royce.....	IF	Optioned to Triple-A St. Paul.
	4	Correa, Carlos.....	SS	Reinstated from 10-day Injured List.
5/20	45	Cotton, Jharel.....	RHP	Cleared waivers, accepted assignment to Triple-A St. Paul.
5/21	31	Smeltzer, Devin.....	LHP	Optioned to Triple-A St. Paul.
	74	Winder, Josh.....	RHP	Placed on 15-day Injured List.
	78	Vallimont, Chris.....	RHP	Designated for release or assignment.
	58	Megill, Trevor.....	RHP	Contract selected from Triple-A St. Paul.
	16	Ober, Bailey.....	RHP	Returned from rehab, reinstated from 10-day Injured List.
5/22	61	Stashak, Cody.....	RHP	Placed on 15-day Injured List.
	13	Larnach, Trevor.....	OF	Returned from rehab, reinstated from 10-day Injured List.
5/25	41	Ryan, Joe.....	RHP	Placed on COVID Injured List.
	31	Smeltzer, Devin.....	LHP	Recalled from Triple-A St. Paul.
	77	Vallimont, Chris.....	RHP	Claimed off waivers by Baltimore.
5/27	67	Celestino, Gilberto.....	OF	Placed on COVID Injured List.
	53	Coulombe, Danny.....	LHP	Returned from rehab, reinstated from 15-day Injured List.
5/28	99	Cano, Yennier.....	RHP	Optioned to Triple-A St. Paul.
	53	Coulombe, Danny.....	LHP	Placed on 15-day Injured List.
	71	Moran, Jovani.....	LHP	Recalled from Triple-A St. Paul.
5/29	49	Minaya, Juan.....	RHP	Contract selected from Triple-A St. Paul.
	64	Miranda, Jose.....	IF	Optioned to Triple-A St. Paul.
	23	Lewis, Royce.....	IF	Recalled from Triple-A St. Paul.
5/30	23	Lewis, Royce.....	IF	Placed on 10-day Injured List.
	64	Miranda, Jose.....	IF	Recalled from Triple-A St. Paul.
5/31	4	Correa, Carlos.....	SS	Placed on COVID Injured List.
	87	Palacios, Jermaine.....	IF	Contract selected from Triple-A St. Paul.
	77	Sands, Cole.....	RHP	Appointed as 27th man.
6/2	54	Gray, Sonny.....	RHP	Placed on 15-day Injured List.
	99	Cano, Yennier.....	RHP	Recalled.
6/3	26	Kepler, Max.....	OF	Placed on Restricted List.
	58	Megill, Trevor.....	RHP	Placed on Restricted List.
	12	Pagán, Emilio.....	RHP	Placed on Restricted List.
	56	Thielbar, Caleb.....	LHP	Placed on Restricted List.
	45	Cotton, Jharel.....	RHP	Contract selected from Triple-A St. Paul.
	51	González, Chi Chi.....	RHP	Contract selected from Triple-A St. Paul.
	44	Hamilton, Ian.....	RHP	Contract selected from Triple-A St. Paul.
	55	Contreras, Mark.....	OF	Recalled from Triple-A St. Paul.
6/4	51	González, Chi Chi.....	RHP	Returned to Triple-A St. Paul.
	67	Celestino, Gilberto.....	OF	Reinstated from COVID Injured List.
6/6	45	Cotton, Jharel.....	RHP	Returned to Triple-A St. Paul.
	44	Hamilton, Ian.....	RHP	Returned to Triple-A St. Paul.
	55	Contreras, Mark.....	OF	Returned to Triple-A St. Paul.
	16	Ober, Bailey.....	RHP	Placed on 15-day Injured List.
	26	Kepler, Max.....	OF	Reinstated from Restricted List.
	58	Megill, Trevor.....	RHP	Reinstated from Restricted List.
	12	Pagán, Emilio.....	RHP	Reinstated from Restricted List.
	56	Thielbar, Caleb.....	LHP	Reinstated from Restricted List.
6/7	30	Garlick, Kyle.....	OF	Placed on 10-day Injured List.
	77	Sands, Cole.....	RHP	Recalled from Triple-A St. Paul.
	49	Minaya, Juan.....	RHP	Designated for release or assignment.
6/8	87	Palacios, Jermaine.....	IF	Returned to Triple-A St. Paul.
	4	Correa, Carlos.....	SS	Reinstated from COVID Injured List.
	45	Cotton, Jharel.....	RHP	Contract selected from Triple-A St. Paul.
6/10	49	Minaya, Juan.....	RHP	Cleared waivers, outrighted to Triple-A St. Paul.
	99	Cano, Yennier.....	RHP	Optioned to Triple-A St. Paul.

TWINS 2022 TRANSACTIONS

DATE	NO	PLAYER	POS	TRANSACTION
6/11	23	Lewis, Royce	IF	Transferred to 60-day Injured List.
	51	González, Chi Chi	RHP	Contract selected from Triple-A St. Paul.
6/12	51	González, Chi Chi	RHP	Designated for release or assignment.
	48	Thornburg, Tyler	RHP	Contract selected from Triple-A St. Paul.
6/13	77	Sands, Cole	RHP	Optioned to Triple-A St. Paul.
	61	Stashak, Cody	RHP	Transferred to 60-day Injured List.
	80	Soto, Elliot	IF	Contract selected from Triple-A St. Paul.
6/14	51	González, Chi Chi	RHP	Claimed off waivers by Milwaukee.
	80	Soto, Elliot	IF	Designated for release or assignment.
	41	Ryan, Joe	RHP	Returned from rehab, reinstated from COVID Injured List.
6/15	71	Moran, Jovani	LHP	Optioned to Triple-A St. Paul.
	54	Gray, Sonny	RHP	Reinstated from 15-day Injured List.
6/16	11	Polanco, Jorge	IF	Placed on 10-day Injured List.
6/17	19	Kirilloff, Alex	IF/OF	Recalled from Triple-A St. Paul.
6/19	58	Megill, Trevor	RHP	Placed on 15-day Injured List.
	30	Garlick, Kyle	OF	Returned from rehab, reinstated from 10-day Injured List.
6/20	39	Robertson, Daniel	IF	Traded to Philadelphia in exchange for cash considerations.
6/23	74	Winder, Josh	RHP	Returned from rehab, reinstated from 15-day Injured List and optioned to Triple-A St. Paul.
6/25	13	Larnach, Trevor	OF	Placed on 10-day Injured List.
	55	Contreras, Mark	OF	Recalled from Triple-A St. Paul.
6/26	38	Smith, Joe	RHP	Placed on 15-day Injured List.
	71	Moran, Jovani	LHP	Recalled from Triple-A St. Paul.
6/28	74	Winder, Josh	RHP	Appointed as 27th man.
	55	Contreras, Mark	OF	Optioned to Triple-A St. Paul.
	11	Polanco, Jorge	IF	Reinstated from 10-day Injured List.
7/1	48	Thornburg, Tyler	RHP	Designated for release or assignment.
	49	Minaya, Juan	RHP	Contract selected from Triple-A St. Paul.
7/4	49	Minaya, Juan	RHP	Designated for release or assignment.
	58	Megill, Trevor	RHP	Returned from rehab, reinstated from 15-day Injured List.
7/5	17	Archer, Chris	RHP	Placed on 15-day Injured List.
	74	Winder, Josh	RHP	Recalled from Triple-A St. Paul.
7/6	49	Minaya, Juan	RHP	Cleared waivers, accepted assignment to Triple-A St. Paul.
7/8	48	Thornburg, Tyler	RHP	Cleared waivers, accepted assignment to Triple-A St. Paul.
7/13	74	Winder, Josh	RHP	Optioned to Triple-A St. Paul.
	38	Smith, Joe	RHP	Reinstated from 15-day Injured List.
7/15	27	Jeffers, Ryan	C	Placed on 10-day Injured List.
	90	Hamilton, Caleb	C	Contract selected from Triple-A St. Paul.
7/17	31	Smeltzer, Devin	LHP	Optioned to Triple-A St. Paul.
	17	Archer, Chris	RHP	Reinstated from 15-day Injured List.
7/23	56	Thielbar, Caleb	LHP	Placed on 15-day Injured List.
	99	Cano, Yennier	RHP	Recalled from Triple-A St. Paul.
7/26	67	Celestino, Gilberto	OF	Optioned to Triple-A St. Paul.
	53	Coulombe, Danny	LHP	Transferred to 60-day Injured List.
	22	Sanó, Miguel	IF	Returned from rehab, reinstated from 60-day Injured List.
7/29	15	Urshela, Gio	IF	Placed on Paternity List.
	67	Celestino, Gilberto	OF	Recalled from Triple-A St. Paul.
7/30	22	Sanó, Miguel	IF	Placed on 10-day Injured List.
	26	Kepler, Max	OF	Placed on 10-day Injured List.
	16	Ober, Bailey	RHP	Transferred to 60-day Injured List.
	55	Contreras, Mark	OF	Recalled from Triple-A St. Paul.
	9	Beckham, Tim	IF	Contract selected from Triple-A St. Paul.
7/31	55	Contreras, Mark	OF	Optioned to Triple-A St. Paul.
	99	Cano, Yennier	RHP	Optioned to Triple-A St. Paul.
8/1	55	Contreras, Mark	OF	Recalled from Triple-A St. Paul.
	67	Celestino, Gilberto	OF	Placed on Paternity List.
	60	Godoy, José	C	Designated for release or assignment.
	15	Urshela, Gio	IF	Reinstated from Paternity List.
	43	Sanchez, Aaron	RHP	Contract selected from Triple-A St. Paul.
8/2	48	López, Jorge	RHP	Acquired via trade with BAL along with cash considerations, in exchange for LHP Cade Povich, RHP Yennier Cano, LHP Juan Rojas and RHP Juan Nunez.
	51	Mahle, Tyler	RHP	Acquired via trade with CIN, in exchange for IF Spencer Steer, IF Christian Encarnacion-Strand and LHP Steve Hajjar.
	52	Fulmer, Michael	RHP	Acquired via trade from DET in exchange for RHP Sawyer Gipson-Long.
	43	Sanchez, Aaron	RHP	Designated for release or assignment.
	45	Cotton, Jharel	RHP	Designated for release or assignment.
	19	Kirilloff, Alex	OF/1B	Placed on 10-day Injured List.
	22	Sanó, Miguel	IF	Transferred to 60-day Injured List.
	8	Cave, Jake	OF	Contract selected from Triple-A St. Paul.
8/3	48	López, Jorge	RHP	Activated to major league roster.
	38	Smith, Joe	RHP	Designated for release or assignment.
	90	Hamilton, Caleb	C	Optioned to Triple-A St. Paul.
	56	Thielbar, Caleb	LHP	Returned from rehab, reinstated from 15-day Injured List.
	39	Leon, Sandy	C	Contract selected from Triple-A St. Paul.
8/4	71	Moran, Jovani	LHP	Optioned to Triple-A St. Paul.
	30	Garlick, Kyle	OF	Placed on 10-day Injured List.
	67	Celestino, Gilberto	OF	Reinstated from Paternity List.
	51	Mahle, Tyler	RHP	Activated to major league roster.
8/5	21	Duffey, Tyler	RHP	Designated for release or assignment.
	77	Sands, Cole	RHP	Recalled from Triple-A St. Paul.
	45	Cotton, Jharel	RHP	Cleared waivers, accepted assignment to Triple-A St. Paul.

TWINS 2022 TRANSACTIONS

DATE	NO	PLAYER	POS	TRANSACTION
	43	Sanchez, Aaron	RHP	Cleared waivers, accepted assignment to Triple-A St. Paul.
	60	Godoy, José.....	C	Claimed off waivers by PIT.
	38	Smith, Joe	RHP	Released.
8/6	55	Contreras, Mark	OF	Optioned to Triple-A St. Paul.
	26	Kepler, Max	OF	Reinstated from 10-day Injured List.
8/8	21	Duffey, Tyler	RHP	Released.
8/17	--	Jewell, Jake	RHP	Acquired off waivers from CLE, assigned to Triple-A St. Paul.
8/20	--	Mahle, Tyler	RHP	Placed on 15-day Injured List.
	31	Smeltzer, Devin	LHP	Recalled from Triple-A St. Paul.
8/22	31	Smeltzer, Devin	LHP	Optioned to Triple-A St. Paul.
8/23	25	Buxton, Byron.....	OF	Placed on 10-day Injured List.
	19	Kirilloff, Alex	OF/1B	Transferred to 60-day Injured List.
	43	Sanchez, Aaron	RHP	Contract selected from Triple-A St. Paul.
	90	Hamilton, Caleb.....	C	Recalled from Triple-A St. Paul.
8/24	77	Sands, Cole.....	RHP	Placed on 15-day Injured List.
	31	Smeltzer, Devin	LHP	Recalled from Triple-A St. Paul.
8/26	9	Beckham, Tim	IF	Designated for release or assignment.
	30	Garlick, Kyle	OF	Returned from rehab, reinstated from 10-day Injured List.
8/29	31	Smeltzer, Devin	LHP	Optioned to Triple-A St. Paul.
	71	Moran, Jovani.....	LHP	Recalled from Triple-A St. Paul.
8/31	21	Davis, Austin	LHP	Claimed off waivers from BOS.
9/1	13	Larnach, Trevor	OF	Transferred to 60-day Injured List.
	21	Davis, Austin	LHP	Activated to major league roster.
	0	Hamilton, Billy	OF	Contract selected from Triple-A St. Paul.
9/3	71	Moran, Jovani.....	LHP	Optioned to Triple-A St. Paul.
	51	Mahle, Tyler	RHP	Reinstated from 15-day Injured List.
	27	Jeffers, Ryan	C	Transferred to 60-day Injured List.
	11	Polanco, Jorge.....	IF	Placed on 10-day Injured List.
	87	Palacios, Jermaine.....	IF	Contract selected from Triple-A St. Paul.
9/4	51	Mahle, Tyler	RHP	Placed on 15-day Injured List.
	71	Moran, Jovani.....	LHP	Recalled from Triple-A St. Paul.
9/7	--	Jewell, Jake	RHP	Designated for release or assignment.
	49	Varland, Louie.....	RHP	Contract selected, recalled as 29th man.
9/8	21	Davis, Austin	LHP	Designated for release or assignment.
	77	Sands, Cole.....	RHP	Returned from rehab, reinstated from 15-day Injured List.
9/11	77	Sands, Cole.....	RHP	Optioned to Triple-A St. Paul.
	17	Archer, Chris	RHP	Placed on 15-day Injured List.
	45	Cotton, Jharel.....	RHP	Contract selected from Triple-A St. Paul.
	74	Winder, Josh	RHP	Recalled from Triple-A St. Paul.
	21	Davis, Austin	LHP	Released.
9/16	45	Cotton, Jharel.....	RHP	Designated for release or assignment.
	30	Garlick, Kyle	OF	Placed on 10-day Injured List.
	16	Ober, Bailey.....	RHP	Returned from rehab, reinstated from 60-day Injured List.
	55	Contreras, Mark	OF	Recalled from Triple-A St. Paul.
9/17	68	Dobnak, Randy.....	RHP	Cleared outright waivers, accepted assignment to Triple-A.
	49	Varland, Louie.....	RHP	Recalled as 29th man.
	26	Kepler, Max	OF	Placed on 10-day Injured List.
	62	Strotman, Drew.....	RHP	Designated for release or assignment.
	38	Wallner, Matt	OF	Contract selected from Triple-A St. Paul.
	58	Megill, Trevor	RHP	Placed on COVID Injured List.
9/18	32	Rodriguez, Dereck	RHP	Contract selected from Triple-A St. Paul.
	32	Rodriguez, Dereck	RHP	Optioned to Triple-A St. Paul.
	70	Henriquez, Ronny	RHP	Recalled from Triple-A St. Paul.
9/19	45	Cotton, Jharel.....	RHP	Claimed off waivers by SF.
	62	Strotman, Drew.....	RHP	Claimed off waivers by TEX.
9/20	32	Rodriguez, Dereck	RHP	Outrighted off the 40-man roster.
	54	Gray, Sonny	RHP	Placed on 15-day Injured List.
	58	Megill, Trevor	RHP	Reinstated from COVID Injured List.
9/23	43	Sanchez, Aaron	RHP	Designated for release or assignment.
	49	Varland, Louie.....	RHP	Recalled from Triple-A St. Paul.
9/25	43	Sanchez, Aaron	RHP	Outrighted to Triple-A St. Paul.
9/27	39	León, Sandy	C	Placed on 10-day Injured List.
	27	Jeffers, Ryan	C	Returned from rehab, reinstated from 60-day Injured List.
10/1	70	Henriquez, Ronny	RHP	Optioned.
10/2	39	León, Sandy	C	Transferred to 60-day Injured List.
	78	Woods Richardson, Simeon.....	RHP	Contract selected.
10/3	30	Garlick, Kyle	OF	Transferred to 60-day Injured List.
	58	Megill, Trevor	RHP	Placed on 15-day Injured List.
	43	Sanchez, Aaron	RHP	Contract selected.
10/5	78	Woods Richardson, Simeon.....	RHP	Optioned.
	77	Sands, Cole.....	RHP	Recalled.
10/11	50	Romero, Jhon	RHP	Outrighted.
	31	Smeltzer, Devin	LHP	Outrighted.
	87	Palacios, Jermaine.....	INF	Claimed off waivers by DET.
	90	Hamilton, Caleb.....	C	Claimed off waivers by BOS.
	8	Cave, Jake.....	OF	Claimed off waivers by BAL.
10/20	53	Coulombe, Danny.....	LHP	Cleared waivers, outrighted, elected free agency.

MISC. HIGHS AND LOWS

Most Runs, Game (Team).....	14, 5/18 at OAK
Most Runs, Inning (Team).....	9, 5th inn, 5/13 vs. CLE
Most Hits, Game (Team).....	16, 2x, last 8/16 vs. KC
Most Hits, Inning (Team).....	7, 2x, last 5th inn, 5/13 vs. CLE
Most Strikeouts, Batters (Team).....	16, 8/23/22 at HOU
Longest Hitting Streak (Individual).....	11, Arraez 5/21-5/31
Consecutive Hits (Individual).....	4, Correa, 9/9
Consecutive Hitless At-Bats (Individual).....	34, Palacios, 6/7-9/29
Consecutive Scoreless Innings (Batters).....	22, 5/31 (1)-6/2
Most Runs Allowed (Team).....	13, 9/3 at CWS
Most Runs Allowed, Inning (Team).....	6, 8x, last 8th inn, 8/4 vs. TOR
Most Hits Allowed (Team).....	17, 7/14 vs. CWS
Most Hits Allowed, Inning (Team).....	8, 6th inn, 5/11 vs. HOU
Pitchers Used (Team).....	8, 4/12 vs. LAD
Cons. Batters Retired (Team).....	16, last: 4th-9th inn., 9/13 vs. KC
Scoreless Innings Streak (Team/Pitchers).....	31.2, 2nd inn. 8/15-6th inn. 8/19
Most Runs, Starter.....	10, Ryan, 7/29 at SD
Most Home Runs, Starter.....	5, Ryan, 7/29 at SD
Most Walks, Starter.....	6, 2x, last Archer, 7/27 at MIL
Most Strikeouts, Starter.....	10, 3x, last Ober, 9/27 vs. CWS
Most Innings Pitched, Starter.....	8.0, Bundy, 6/18 at ARI
Most Strikeouts, Pitchers (Team).....	15, 2x, last 8/16 vs. KC
Most Walks, Pitchers (Team).....	10, 6/30 at CLE
Most Cons. Scoreless Innings (Individual).....	20.0, Ryan, 4/15-5/3
Most Cons. Batters Retired (Individual).....	12, Ryan, 9/13 vs. KC
Longest Game, Innings.....	15, 9/17 (2) at CLE
Longest Game, Time (9 Inn.).....	4:00, 4/12 vs. LAD
Longest Game, Time (X Inn.).....	5:24, 9/17 (2) at CLE
Fastest Game, Time (9 Inn.).....	2:13, 6/1 at DET
Largest Margin, Victory.....	10, 3x, last 11-1, 6/27 at CLE
Largest Margin, Loss.....	11, 0-11, 7/17 vs. CWS
Lineups Used.....	152

MOST USED LINEUP [3X]

Player	Pos.
Arraez	DH
Correa	SS
Kepler	RF
Miranda	1B
Gordon	2B
Urshela	3B
Cave	LF
Sánchez	C
Celestino	CF

SEASON AT A GLANCE

Under Baldelli (since '19):.....	288-258
Home Record:.....	46-35
Road Record:.....	31-49
Record in series:.....	21-24-6
Record in home series:.....	14-8-4
Record in road series:.....	7-16-2
Series Openers:.....	25-26
Series Finals:.....	25-26
Rubber Games:.....	7-7
Sweeps/Swept:.....	8-7
April:.....	12-9
May:.....	18-12
June:.....	13-15
July:.....	10-12
August:.....	14-14
September/October:.....	11-22
Day Games:.....	33-34
Night Games:.....	45-50
vs. American League East:.....	18-16
vs. American League Central:.....	39-37
vs. American League West:.....	13-19
vs. National League:.....	8-12
Games vs. LH Starter:.....	27-22
Games vs. RH Starter:.....	51-62
Twins score first:.....	62-28
Opponent scores first:.....	16-56
Come-from-behind wins:.....	19
Leading after 7/8 inn.:.....	67-7/68-3
Trailing after 7/8 inn.:.....	5-66/5-70
Tied after 7/8 inn.:.....	6-11/5-11
Extra-innings:.....	5-10
1-run games:.....	20-28
Twins out-hit opp.:.....	64-14
Opp. out-hit Twins:.....	10-63
Twins/Opp. have = hits:.....	4-7
Run Differential:.....	+12 (696-684)
Twins get Quality Start:.....	26-9
Twins starter goes 6+ IP:.....	27-12
Most games over .500:.....	11, 5/24
Most games under .500:.....	5, 2x, last 9/27
Longest win-streak:.....	7, 4/21-28
Longest losing-streak:.....	6, 8/20-25
When Twins score 4+:.....	63-20
When Twins score 3-:.....	15-64
Twins get 10+ hits:.....	43-21
Days in First Place.....	108
Days in Second Place.....	31
Days in Third Place.....	32
Days in Fourth Place.....	6
Days in Fifth Place.....	4
Walk-Off W/L:.....	9/8
Shutouts W/L:.....	17/13
Complete Games:.....	
Attendance High:.....	39,030, 8/4 vs. TOR
Attendance Total:.....	1,801,128
Attendance Average:.....	22,514
Target Field Sellouts - 2022/All-Time:.....	2/183

TWINS 2022 HIGHS AND LOWS

TEAM BATTING:

Most At-Bats, Game.....	49, 9/17-2 at CLE
Most Runs, Game.....	14, 5/18 at OAK
Most Runs, Inning (Team).....	9, 5th inning, 5/13 vs. CLE
Most Hits, Game (Team).....	16, 2x, last: 8/16 vs. KC
Most Hits, Inning (Team).....	7, 2x, last: 5th inn, 5/13 vs. CLE
Fewest Hits, Game.....	1, 3x, last: 9/3 at CWS
Most Doubles, Game.....	7, 5/3 at BAL
Most Triples, Game.....	2, 8/22 vs. TEX
Most Home Runs, Game.....	6, 4/10 vs. SEA
Most Extra Base Hits, Game.....	8, 5/3 at BAL
Most RBI, Game.....	14, 5/18 at OAK
Most Walks.....	10, 5/18 at OAK
Most Strikeouts.....	17, 9/7-1 at NYY
Most Stolen Bases, Game.....	3, 2x, last: 9/29 vs. CWS
Most Caught Stealing, Game.....	1, 17x, last: 9/20 at KC
Most Times Grounding Into Double Play, Game.....	4, 5/4 at BAL
Left On Base, Twins.....	14, 2x, last: 8/27 vs. SF

INDIVIDUAL BATTING:

Most At-Bats, Game.....	7, Miranda, 9/17-2 at NYY
Most Runs, Game.....	4, Arraez, 5/18 at OAK
Most Hits, Game.....	4, 8x, last: Correa, 9/9 vs. CLE
Most Doubles, Game.....	2, 21x, last: Cave, 9/28 vs. CWS
Most Triples, Game.....	1, 18x, last: Jeffers, 9/30 at DET
Most Home Runs, Game.....	2, 11x, last: Polanco, 7/6 at CWS
Most Total Bases, Game.....	9, 2x, last: Kirilloff, 7/5 at CWS
Most Extra Base Hits, Game.....	2, 64x, last: Sánchez, 10/5 at CWS
Most RBI, Game.....	6, Gordon, 8/30 vs. BOS
Most Walks, Game.....	3, 7x, last: Urshela, 9/23 vs. LAA
Most Strikeouts, Game.....	4, 8x, last: Cave, 9/13 vs. KC
Longest Hitting Streak.....	11, Arraez 5/21-5/31
Consecutive Hitless At-Bats.....	34, Palacios, 6/7-9/29
Most Stolen Bases, Game.....	2, B. Hamilton, 9/29 vs. CWS
Most Caught Stealing, Game.....	1, 17x, last: Polanco, 9/20 at KC
Most Times Grounding Into Double Play.....	2, 3x, last: Miranda, 9/15 vs. KC

TEAM PITCHING:

Most Runs Allowed.....	13, 9/3 at CWS
Most Hits Allowed.....	17, 7/14 vs. CWS
Most Home Runs Allowed, Game.....	5, 2x, last: 7/29 at SD
Most Strikeouts, Pitchers.....	15, 2x, last: 8/16 vs. KC
Most Walks.....	10, 3x, last: 9/7-1 at NYY
Fewest Hits Allowed.....	1, 6/25 vs. COL
Pitchers Used.....	8, 4/12 vs. LAD
Scoreless Innings Streak.....	31.2, (2nd inn. 8/15-6th inn. 8/19)
Wild Pitches.....	2, 4x, last: 9/29 vs. CWS
Most Innings, Game, Relievers.....	10.0, 9/17-2 at CLE

TEAM PITCHING (CONTINUED):

Most Hits, Game, Relievers.....	14, 6/13 vs. HOU
Most Runs, Game, Relievers.....	11, 6/13 vs. HOU
Most Home Runs, Game, Relievers.....	3, 6/30 at CWS
Most Walks, Game, Relievers.....	7, 8/18 vs. CLE
Most Strikeouts, Game, Relievers.....	11, 2x, last: 10/3 at KC

INDIVIDUAL PITCHING:

Most Innings, Game, Starter.....	8.0, Bundy, 6/18 at ARI
Most Innings, Game, Reliever.....	5.1, Winder, 4/16 at BOS
Most Hits, Starter.....	12, Bundy, 9/9 vs. CLE
Most Hits, Reliever.....	9, Winder, 5/17 at OAK
Most Runs, Starter.....	10, Ryan, 7/29 at SD
Most Runs, Reliever.....	6, 2x, last: Gordon, 9/3 at CWS
Most Home Runs, Starter.....	5, Ryan, 7/29 at SD
Most Home Runs, Reliever.....	3, 2x, last: Smith, 7/17 vs. CWS
Most Walks, Starter.....	6, 2x, last: Archer, 7/27 at MIL
Most Walks, Reliever.....	5, Sands, 9/10 vs. CLE
Most Strikeouts, Starter.....	10, 3x, last: Ober, 9/27 vs. CWS
Most Strikeouts, Reliever.....	5, Moran, 8/31 vs. BOS
Winning Streak.....	3, 3x, last: Gray, 5/18-5/29
Losing Streak.....	3, Sands, 5/31-6/12
Low-Hit Complete Game.....	-
Most Consecutive Scoreless Innings.....	20.0, Ryan, 4/15-5/3
Wild Pitches.....	1, 18x, last: Winder, 10/4 at CWS

TEAM & INDIVIDUAL FIELDING:

Errors, Game, Team.....	4, 9/7-1 at NYY
Errors, Game, Individual.....	2, 2x, last: Jeffers, 10/2 at DET
Errors, Consecutive Games, Team.....	5, 10/1-10/5
Errors, Consecutive Games Without, Team.....	7, 3x, last: 9/9-9/16
Double plays, Game, Team.....	4, 6/8 vs. NYY

HIGHEST EXIT VELOCITY

Sánchez.....	115.1, 9/5 at NYY (HR)
Sánchez.....	114.7, 6/13 at SEA (2B)
Correa.....	114.6, 5/26 vs. KC (1B)
Correa.....	114.0, 9/4 at CWS (2B)
Lewis.....	114.0, 5/13 vs. CLE (LO)
Kepler.....	113.8, 5/24 vs. DET (GO)
Buxton.....	113.5, 7/29 at SD (HR)
Correa.....	113.4, 4/10 vs. SEA (HR)
Jeffers.....	113.2, 6/21 vs. CLE (1B)
Sánchez.....	113.2, 5/30 at DET (HR)
Sánchez.....	113.1, 5/13 vs. CLE (HR)

LONGEST HOME RUNS

Sánchez.....	473 ft, 9/5 at NYY (Taillon)
Buxton.....	469 ft, 4/24 vs. CWS (Hendriks)
Correa.....	458 ft, 4/10 vs. SEA (Ramirez)
Sánchez.....	456 ft, 6/18 at ARI (Weaver)
Buxton.....	452 ft, 5/5 at BAL (Watkins)
Polanco.....	451 ft, 5/7 vs. OAK (Kaprielian)
Buxton.....	449 ft, 7/4 at CWS (Cueto)
Buxton.....	446 ft, 6/17 at ARI (Bumgarner)
Sánchez.....	446 ft, 4/10 vs. SEA (Gonzales)
Larnach.....	441 ft, 6/9 vs. NYY (Cole)
Jeffers.....	440 ft, 6/8 vs. NYY (Cortes)
Buxton.....	436 ft, 4/9 vs. SEA (Mufioz)
Urshela.....	434 ft, 5/14 vs. CLE (Bieber)
Sánchez.....	433 ft, 5/16 at OAK (Acevedo)
Buxton.....	433 ft, 5/13 vs. CLE (Civale)
Buxton.....	428 ft, 5/1 at TB (Fleming)
Polanco.....	424 ft, 4/10 vs. SEA (Festa)
Kepler.....	423 ft, 4/27 vs. DET (Pineda)

FASTEST PITCHES

Duran.....	103.8, 9/27 vs. CWS (foul)
Duran.....	103.4, 8/29 vs. BOS (foul)
Duran.....	103.3, 5/14 vs. CLE (c. ball)
Duran.....	103.2, 9/11 vs. CLE (s. strike)
Duran.....	103.1, 8/19 at CLE (c. ball)
Duran.....	103.1, 5/14 vs. CLE (s. strike)

2022 GAMES DECIDED IN LAST AT-BAT [32]

DATE	OPPONENT	SCORE	INN	NOTES
4/9	SEA	3-4	9	MIN took 1-R lead in b8; SEA scored twice in t9 to take lead and win.
4/22	CWS	2-1	8	Trailing 0-1 in b8, MIN took 2-1 lead on Carlos Correa's 2-R 1B and won, 2-1.
4/24	CWS	6-4	10	CWS took 4-3 lead in t10; MIN scored in b10 on Buxton's WO HR & won, 6-4.
4/26	DET	5-4	9	MIN won 5-4 on M. Sanó's 2-R 1B in b9; entered 9th trailing 3-4.
5/5	BAL	3-5	8	BAL scored 2x in b8 to break a 3-3 tie and win 5-3.
5/14	CLE	2-3	10	CLE took 2-R lead in t10 on RBI H by Giménez & Straw; MIN lost 2-3.
5/22	KC	7-6	9	MIN scored 5 R in t8 and 2 R in t9 to complete a 7-6 comeback win.
5/23	DET	5-4	9	Gio Urshela's walk-off 1B in b9 scored Max Kepler & gave MIN a 5-4 win.
5/25	DET	2-4	10	Jeimer Candelario hit a 2-R HR in t10 to give DET a 2-4 lead.
5/27	KC	10-7	8	Twins scored 4x in b8, extending lead 10-5; KC scored 2x in t9, cutting lead to 10-7.
6/21	CLE	5-6	11	RBI 1B by Giménez in t11 gave CLE a 5-6 lead.
6/22	CLE	10-11	9	CLE scored 4 runs in t9 to take the lead, led by a 2-R 1B by Gonzalez.
6/28	CLE	2-3	8	MIN took 1-R lead in t8; CLE scored 2x on Rosario's 1B to take 1-R lead in b8.
6/29	CLE	6-7	10	MIN took 6-3 lead in t10; CLE scored 4x in b10, capped by Naylor's 2-R WO HR.
6/30	CLE	3-5	9	Giménez hit 2-R walk-off homer off Thornburg.
7/1	BAL	3-2	9	Buxton hit 2-R walk-off homer off López.
7/2	BAL	4-3	9	Miranda hit walk-off 1B off López, capping 2-R comeback rally.
7/4	CWS	6-3	10	MIN scored 4 runs in t10 to win, 6-3.
7/6	CWS	8-9	10	García hit a walk-off RBI 1B in b10, after CWS tied it on Vaughn's 2-R HR in b8.
7/9	TEX	7-9	8	RBI 1Bs by Semien and Garver in b8 gave TEX a 9-7 lead.
7/13	MIL	4-1	9	Miranda hit a 3-R walk-off HR in b9 off Hader.
7/26	MIL	6-7	9	Urias hit a walk-off sac fly off Duffey in b9, scoring McCutchen.
8/1	DET	5-3	10	DET took a 1-R lead in t10; MIN tied it and walked off on Urshela's 2-R HR in b10.
8/5	TOR	6-5	10	Beckham's RBI fielder's choice in b10 drove in Gordon for the win.
8/7	TOR	2-3	10	Biggio drove in Merrifield on sac fly in t10; call was challenged due to collision rule.
8/13	LAA	3-5	11	Ward hit 2-R walk-off HR off Pagan in b10; 1st batter of inning.
8/20	TEX	3-4	10	TEX scored 2x in t10; MIN cut lead to 1 w/ 1 R in b10 but fell short.
8/27	SF	3-2	10	Celestino drew bases-loaded walk in b10 that gave MIN the walk-off win.
9/2	CWS	3-4	9	Twins led 2-0 early; Abreu hit walk-off RBI groundout off López in b9.
9/7 (1)	NYG	4-5	12	MIN took 4-3 lead in t12; NYG tied it and won on Cabrera's walk-off RBI 1B.
9/16	CLE	3-4	8	CLE tied it at 3-3 in b7 and took a 1-R lead in b8 on Duran's wild pitch.
9/17 (2)	CLE	6-7	15	MIN took lead in t13 & CLE tied it in b13; won on Rosario's 6th hit in b15.

2022 INJURED LIST

PLAYER	INJURY	DATE ON	RETRO	DATE OFF	GAMES MISSED
Kenta Maeda#	TJ Surgery Recovery	3/20			162
Randy Dobnak#	Right Middle Finger Strain	3/21		9/16	143
Cody Stashak	Right Biceps Tendinitis	4/7		4/17	8
Jorge Alcala#	Right Elbow Inflammation	4/12	4/11		159
Alex Kirilloff	Right Wrist Inflammation	4/13		5/6	21
Sonny Gray	Low Grade Right Hamstring Strain	4/17		5/7	19
Jhon Romero#	Right Biceps Tendinitis	4/23	4/22	5/21	149
Bailey Ober	Right Groin Strain	4/30	4/29	5/21	27
Miguel Sanó	Left Knee Sprain	5/2	5/1	7/26	75
Kyle Garlick	Right Calf Strain	5/2		5/16	13
Luis Arraez	COVID IL	5/6		5/12	6
Dylan Bundy	COVID IL	5/6		5/17	10
Trevor Larnach	Right Adductor Strain	5/8	5/7	5/22	13
Carlos Correa	Right Middle Finger Contusion	5/10	5/6	5/18	11
Chris Paddack#	Right Elbow Inflammation	5/10	5/9		133
Danny Coulombe	Left Hip Impingement	5/11		5/27	15
Josh Winder	Right Shoulder Impingement	5/21	5/18	6/23	33
Cody Stashak#	Right Shoulder Impingement	5/22			122
Joe Ryan	COVID IL	5/25		6/14	20
Gilberto Celestino	COVID IL	5/27		6/4	9
Danny Coulombe#	Left Hip Impingement	5/28			116
Royce Lewis#	Right ACL Injury	5/30			114
Carlos Correa	COVID IL	5/31		6/8	7
Sonny Gray	Right Pectoral Strain	6/2	5/30	6/15	16
Bailey Ober#	Right Groin Strain	6/6	6/3	9/16	89
Kyle Garlick	Left Hamstring Strain	6/7	6/4	6/19	13
Jorge Polanco	Low back tightness	6/16	6/13	6/28	14
Trevor Megill	Right Shoulder Impingement	6/19	6/15	7/4	18
Trevor Larnach#	Core Muscle Injury	6/25	6/24		91
Joe Smith	Upper Trap Tightness	6/26	6/24	7/13	18
Chris Archer	Left Hip Tightness	7/5	7/2	7/17	15
Ryan Jeffers#	Right Thumb Surgery	7/15		9/27	62
Caleb Thielbar	Left Hamstring Strain	7/23	7/19	8/3	9
Max Kepler	Right 5th Toe Fracture	7/30	7/27	8/6	9
Miguel Sanó#	Left Knee Inflammation	7/30			63
Alex Kirilloff#	Right Wrist Inflammation	8/2			60
Kyle Garlick	Right Ribcage Contusion	8/4	8/2	8/26	21
Tyler Mahle	Right Shoulder Inflammation	8/20	8/18	9/3	14
Byron Buxton	Low Grade Right Hip Strain	8/23			42
Cole Sands	Right Elbow Contusion	8/24		9/8	14
Jorge Polanco	Left Knee Inflammation	9/3	8/31		34
Tyler Mahle	Right Shoulder Inflammation	9/4			31
Chris Archer	Right Pectoral Inflammation	9/11			24
Kyle Garlick#	Left Wrist Sprain	9/16			20
Max Kepler	Right Wrist Sprain	9/17	9/14		22
Trevor Megill	COVID IL	9/17		9/20	3
Sandy León#	Right Meniscus Surgery	9/27	9/24		11
Trevor Megill	Left Oblique Strain	10/3			3

- 60-day IL

COME-FROM-BEHIND WINS [19]

Win #	Date	Opponent	Largest		Final Score
			Deficit	Inning	
6	4/22	CWS	0-1	7	2-1
8	4/24	CWS	1-3	7	6-4
9	4/26	DET	3-4	9	5-4
18	5/8	OAK	1-3	3	4-3
25	5/22	KC	0-6	7	7-6
35	6/11	TB	0-3	2	6-5
41	6/26	COL	0-1	1	6-3
44	7/1	BAL	1-2	8	3-2
45	7/2	BAL	0-3	6	4-3
46	7/4	CWS	0-3	4	6-3
53	7/30	SD	0-1	3	7-4
54	8/1	DET	0-2	7	5-3
59	8/15	KC	0-2	1	4-2
64	8/27	SF	0-1	8	3-2
65	8/28	SF	0-1	3	8-3
66	8/29	BOS	0-2	4	4-2
67	8/30	BOS	3-4	5	10-5
69	9/8	NYN	0-2	4	4-3
76	9/28	CWS	0-2	2	8-4

BLOWN LEADS

Loss #	Date	Opponent	Largest		Final Score
			Lead	Inning	
2	4/9	SEA	3-2	8	3-4
7	4/19	KC	2-0	4	3-4
11	5/5	BAL	3-2	5	3-5
13	5/11	HOU	1-0	1	3-11
17	5/25	DET	2-0	5	2-4
18	5/26	KC	2-0	7	2-3
20	5/30	DET	3-1	4	5-7
23	6/2	DET	2-1	7	2-3
24	6/4	TOR	2-1	1	3-12
26	6/9	NYN	6-3	4	7-10
30	6/19	ARI	1-0	1	1-7
31	6/21	CLE	5-3	7	5-6
32	6/22	CLE	5-1	4	10-11
34	6/28	CLE	2-1	8	2-3
35	6/29	CLE	6-3	10	6-7
36	6/30	CLE	3-1	7	3-5
38	7/6	CWS	5-3	5	8-9
39	7/8	TEX	3-0	4	5-6
40	7/9	TEX	6-3	4	7-9
45	7/26	MIL	6-5	5	6-7
48	7/31	SD	2-1	6	2-3
49	8/2	DET	2-0	4	3-5
50	8/4	TOR	1-0	5	3-9
53	8/10	LAD	4-2	5	5-8
54	8/13	LAA	3-0	8	3-5
55	8/14	LAA	2-0	2	2-4
58	8/22	TEX	1-0	4	1-2
61	8/25	HOU	1-0	1	3-6
63	9/2	CWS	2-0	3	3-4
66	9/7 (1)	NYN	3-1	4	4-5
67	9/7 (2)	NYN	1-0	3	1-7
71	9/16	CLE	3-0	6	3-4
73	9/17 (2)	CLE	6-5	13	6-7
75	9/20	KC	3-0	2	4-5
78	9/23	LAA	1-0	1	2-4
80	9/29	CWS	2-0	2	3-4
83	10/3	CWS	2-0	1	2-3

TWINS IN EXTRA INNING GAMES (5-10)

DATE	OPPONENT	W/L	INN	RECORD AFTER	WINNER	LOSER	SAVE
April 24	vs. CWS	W, 6-4	10.0	8-8	Smith	Hendriks	
May 14	vs. CLE	L, 2-3	10.0	19-15	Sandlin	Cotton	Clase
May 25	vs. DET	L, 2-4	10.0	27-17	Lange	Megill	Chafin
June 21	vs. CLE	L, 5-6	11.0	38-31	Stephan	Jax	Clase
June 29	at CLE	L, 6-7	10.0	43-35	Morgan	Cotton	
July 4	at CWS	W, 6-3	10.0	46-37	Pagán	Kelly	
July 6	at CWS	L, 8-9	10.0	47-38	Ruiz	Moran	
August 1	vs. DET	W, 5-3	10.0	54-48	Jax	Lange	
August 5	vs. TOR	W, 6-5	10.0	56-50	Fulmer	Romano	
August 7	vs. TOR	L, 2-3	10.0	57-51	Romano	Thielbar	
August 13	at LAA	L, 3-5	11.0	58-54	Tepera	Pagán	
August 20	vs. TEX	L, 3-4	10.0	62-56	Hernandez	Thielbar	
August 27	vs. SF	W, 3-2	10.0	64-61	Duran	Leone	
Sept. 7	at NYN (1)	L, 4-5	12.0	68-66	Weissert	Megill	
Sept. 17	at CLE (2)	L, 6-7	15.0	72-73	McCarty	Rodríguez	

BULLPEN INFO						
PLAYER NAME	1ST BATTER AVG	BB/9	K/9	SAVES/OPPS	HOLDS	IRS%
JORDAN BALAZOVIC	.000	0.00	0.00	0/0	0	0.0% (0/0)
JHOAN DURAN	.245	2.13	11.84	8/8	31	22.2% (2/9)
BLAYNE ENLOW	.000	0.00	0.00	0/0	0	0.0% (0/0)
MICHAEL FULMER	.208	2.96	8.14	1/1	12	20.0% (1/5)
RONNY HENRIQUEZ	.000	2.31	6.94	0/0	0	0.0% (0/1)
GRIFFIN JAX	.250	2.49	9.71	1/7	28	42.1% (8/19)
JORGE LOPEZ	.261	5.56	7.15	4/6	7	0.0% (0/1)
TREVOR MEGILL	.156	3.40	9.80	0/2	7	25.0% (4/16)
JOVANI MORAN	.179	3.98	11.95	1/2	8	33.3% (3/9)
EMILIO PAGAN	.113	3.71	12.00	9/17	16	38.5% (5/13)
COLE SANDS	.143	3.82	8.22	1/1	2	0.0% (0/3)
CALEB THIELBAR	.292	2.73	12.13	1/4	28	18.6% (8/43)
JORGE ALCALA	.000	7.71	7.71	0/0	1	0.0% (0/1)
YENNIER CANO	.125	7.24	9.22	0/0	2	0.0% (0/3)
JHAREL COTTON	.348	4.11	7.97	0/2	9	75.0% (6/8)
DANNY COULOMBE	.125	6.57	6.57	0/1	3	33.3% (1/3)
AUSTIN DAVIS	.000	21.60	16.20	0/0	0	0.0% (0/0)
TYLER DUFFEY	.256	3.07	7.98	2/5	17	44.4% (4/9)
IAN HAMILTON	.000	3.38	0.00	0/0	0	0.0% (0/2)
JUAN MINAYA	.167	4.66	10.24	0/0	0	0.0% (0/3)
DERECK RODRIGUEZ	.000	4.70	4.70	0/0	0	0.0% (0/0)

TWINS HOME RUN DATA		
MULTI-HOMER GAMES (11x) <ul style="list-style-type: none"> Buxton (4/10 vs. SEA) Buxton (4/24 vs. CWS) Kepler (4/27 vs. DET) Garlick (4/30 at TB) Garlick (6/3 at TOR) Miranda (6/3 at TOR) Buxton (6/9 vs. NYY) Buxton (6/10 vs. TB) Kirilloff (7/5 at CWS) Polanco (7/6 at CWS) Correa (6/22 vs. CLE) 	BACK-TO-BACK-TO-BACK (1x) <ul style="list-style-type: none"> Arraez/Buxton/Correa (6/9 vs. NYY) 	GRAND SLAM (5x) <ul style="list-style-type: none"> Sánchez (4/10 vs. SEA) Lewis (5/13 vs. CLE) Kepler (5/23 vs. DET) Arraez (6/11 vs. TB) Gordon (8/30 vs. BOS)
BACK-TO-BACK (4x) <ul style="list-style-type: none"> Gordon/Larnach (5/29 vs. KC) Kirilloff/Urshela (6/29 at CLE) Polanco/Kirilloff (7/5 at CWS) Arraez/Miranda (8/19 vs. TEX) 	WALK-OFF (4x) <ul style="list-style-type: none"> Buxton (4/24 vs. CWS) Buxton (7/1 vs. BAL) Miranda (7/13 vs. MIL) Urshela (8/1 vs. DET) 	LEADOFF (6x) <ul style="list-style-type: none"> Buxton (4/10 vs. SEA) Buxton (5/13 vs. CLE) Arraez (6/9 vs. NYY) Buxton (6/17 at ARI) Arraez (7/16 vs. CWS) Buxton (7/26 at MIL)
	RUNNERS ON <ul style="list-style-type: none"> Solo - 93 2-run - 62 3-run - 16 GS - 5 	

TWINS MONTHLY BREAKDOWN										
MONTH	BATTING					PITCHING				
	AVG	R	R/G	H	HR	W-L	IP	H	BB	K ERA
APRIL	.241	111	4.6	193	31	9-15	206.1	181	64	203 4.06
MAY	.237	135	4.7	231	41	13-16	256.0	262	100	243 4.99
JUNE	.258	117	4.7	222	43	11-14	221.0	246	77	187 5.90
JULY	.244	124	4.6	218	37	11-16	232.2	224	69	228 4.87
AUGUST	.233	115	4.3	212	33	14-13	241.0	230	86	216 4.93
SEPTEMBER	.248	102	3.6	240	20	10-18	251.0	244	85	226 4.34
OCTOBER	.206	19	3.8	33	5	1-4	41.0	33	7	33 3.51

PLAYER	MULTI HIT	MULTI RBI	SEASON HIT-STREAK	SEASON HITS
Luis Arraez	36	10	10, 8/3-8/14	4, 4/15
Willians Astudillo	8	4	8, 4/27-5/14	3, 7/30
Byron Buxton	19	8	10, 4/1-4/20	5, 4/28
Jake Cave	7	4	2, 8/24-8/25	2, 10/2
Gilberto Celestino			3, 6/30-7/3	1, 7/22
Nelson Cruz	23	10	10, 4/5-4/16	3, 7/10
Josh Donaldson	27	21	6, 8/13-8/18	4, 4/21
Kyle Garlick	5	1	4, 5/5-5/8	2, 5/24
Mitch Garver	16	8	8, 5/17-5/29	3, 9/23
Nick Gordon	12	6	6, 9/18-9/24	3, 9/23
Ryan Jeffers	11	9	4, 8/13-8/18	3, 9/14
Max Kepler	22	13	4, 9/10-9/13	3, 9/22
Alex Kirilloff	15	8	9, 4/26-5/22	3, 5/30
Trevor Larnach	12	3	5, 7/1-7/5	3, 6/20
Jorge Polanco	44	27	10, 7/26-8/6	4, 9/6
Rob Refsnyder	9	3	5, 5/21-5/25	4, 5/17
Brent Rooker	6	4	5, 7/24-7/28	4, 8/13
Ben Rortvedt	1		3, 9/11-9/19	2, 9/11
Miguel Sanó	21	19	9, 6/4-6/13	3, 10/1
Andrelton Simmons	20	6	7, 5/31-6/10	3, 7/30

2022 RECORD WHEN...		
Runs	Scoring	Allowing
0	0 - 13	17 - 0
1	3 - 11	16 - 1
2	5 - 20	11 - 3
3	7 - 20	14 - 9
4	12 - 7	12 - 14
5	6 - 5	4 - 16
6	11 - 4	2 - 9
7	7 - 2	1 - 12
8	10 - 1	1 - 3
9	9 - 0	0 - 4
10+	8 - 1	0 - 13
Totals	73 - 89	73 - 89

OUTFIELD ASSISTS	
Cave	6
Kepler	5
Celestino	4
Larnach	4
Buxton	3
Contreras	3
Gordon	3
Garlick	1
Kirilloff	1
TOTALS	30

TWINS IN DOUBLEHEADERS IN 2022

DATE	OPPONENT	GAME 1 SCORE	GAME 2 SCORE
May 31	at Detroit	8-2 win	0-4 loss
June 28	at Cleveland	2-3 loss	6-0 win
September 7	at New York-AL	4-5 loss (12 innings)	1-7 loss
September 17	at Cleveland	1-5 loss	6-7 loss (15 innings)

TWINS PRE-ALL-STAR BREAK

PLAYER	AVG	G	AB	R	H	2B	3B	HR	RBI	SH	SF	HBP	BB	SO	SB	CS	GIDP	OBP
Arraez, L	.338	84	308	52	104	16	1	5	30	0	1	2	37	28	2	2	3	.411
Buxton, B	.216	73	273	50	59	11	3	23	43	0	1	6	24	91	2	0	0	.293
Celestino, G	.267	64	150	16	40	7	1	0	8	2	0	2	11	35	0	1	6	.325
Contreras, M	.111	6	9	3	1	0	0	0	2	0	1	0	0	3	0	0	0	.100
Correa, C	.279	70	269	39	75	13	0	11	33	0	2	1	31	65	0	0	12	.353
Duffey, T	.000	1	0	0	0	0	0	0	0	0	0	0	0	0	0	0	0	.000
Duran, J	.000	2	0	0	0	0	0	0	0	0	0	0	0	0	0	0	0	.000
Garlick, K	.273	43	88	13	24	1	0	7	16	0	1	2	6	24	0	0	2	.330
Godoy, J	.000	2	3	2	0	0	0	0	0	0	0	0	2	2	0	0	0	.400
Gordon, N	.263	73	198	23	52	9	3	4	13	2	0	4	8	54	3	3	3	.305
Hamilton, C	.000	1	1	0	0	0	0	0	0	0	0	0	0	0	0	0	0	.000
Jeffers, R	.214	60	192	23	41	10	0	7	25	1	0	0	21	58	0	0	4	.291
Kepler, M	.245	83	282	39	69	13	1	9	37	0	3	4	41	49	2	2	7	.345
Kirilloff, A	.268	38	123	12	33	7	0	3	20	0	2	4	5	32	0	0	2	.313
Larnach, T	.231	51	160	22	37	13	0	5	18	0	2	0	18	57	0	0	1	.306
Lewis, R	.300	12	40	5	12	4	0	2	5	0	0	0	1	5	0	0	2	.317
Miranda, J	.251	57	187	16	47	12	0	8	32	0	0	2	9	38	0	1	7	.293
Palacios, J	.208	8	24	3	5	0	0	0	2	1	1	0	2	7	0	0	0	.259
Polanco, J	.245	75	274	41	67	10	0	14	48	0	3	0	47	70	3	3	3	.352
Sánchez, G	.217	71	253	28	55	18	0	10	36	0	2	4	18	76	1	0	6	.278
Sanó, M	.093	17	54	1	5	0	0	1	3	0	1	1	9	21	1	0	0	.231
Urrutela, G	.261	82	283	33	74	16	1	8	36	0	4	0	21	53	0	0	13	.308
MINNESOTA	.252	94	3171	421	800	160	10	117	407	6	24	32	311	768	14	12	71	.323

PITCHER	W	L	ERA	G	GS	CG	SH	SV	IP	H	R	ER	HR	HB	BB	SO	WP	BK	BAA
Alcala, J	0	0	0.00	2	0	0	0	0	2.1	2	0	0	0	0	2	2	0	0	.250
Archer, C	2	4	3.41	16	16	0	0	0	66.0	52	29	25	8	3	31	52	2	0	.212
Bundy, D	6	4	4.71	16	16	0	0	0	80.1	85	44	42	11	1	17	60	0	0	.269
Cano, Y	1	0	9.26	9	0	0	0	0	11.2	14	12	12	2	1	9	12	2	0	.298
Cotton, J	2	2	2.76	21	0	0	0	0	29.1	22	11	9	6	2	15	25	2	0	.206
Coulombe, D	0	0	1.46	10	0	0	0	0	12.1	7	3	2	0	0	9	9	1	0	.163
Duffey, T	2	3	3.96	35	0	0	0	2	38.2	39	17	17	6	0	11	36	2	0	.264
Duran, J	1	3	2.36	33	0	0	0	6	42.0	33	12	11	5	4	8	51	3	0	.219
González, C	0	0	7.71	2	2	0	0	0	7.0	12	6	6	2	0	4	4	0	0	.387
Gordon, N	0	0	13.50	2	0	0	0	0	2.0	5	3	3	1	0	1	0	0	0	.455
Gray, S	4	3	3.71	13	13	0	0	0	63.0	56	27	26	6	3	17	57	1	0	.235
Hamilton, I	0	0	6.75	1	0	0	0	0	2.2	3	2	2	1	0	1	0	0	0	.300
Jax, G	4	2	3.20	34	0	0	0	1	45.0	35	17	16	5	2	13	49	2	0	.216
Megill, T	2	1	2.25	14	0	0	0	0	20.0	13	8	5	2	0	6	22	1	0	.186
Minaya, J	1	0	5.59	6	0	0	0	0	9.2	8	6	6	0	3	5	11	2	0	.216
Moran, J	0	1	0.96	15	0	0	0	1	18.2	8	3	2	0	0	11	28	1	0	.125
Ober, B	1	2	4.01	7	7	0	0	0	33.2	36	17	15	2	0	7	29	0	1	.273
Paddock, C	1	2	4.03	5	5	0	0	0	22.1	25	10	10	0	1	2	20	1	0	.284
Pagán, E	3	4	5.23	34	0	0	0	9	32.2	29	22	19	8	0	16	48	3	0	.228
Rodríguez, D	0	0	6.75	1	0	0	0	0	4.0	4	3	3	3	0	3	2	0	0	.250
Romero, J	0	0	3.60	4	0	0	0	0	5.0	9	2	2	0	0	1	6	0	0	.391
Ryan, J	6	3	2.99	14	14	0	0	0	75.1	58	26	25	9	5	22	66	1	0	.209
Sands, C	0	3	8.82	5	3	0	0	0	16.1	22	16	16	4	2	7	18	1	0	.306
Smeltzer, D	4	2	4.02	12	12	0	0	0	62.2	59	29	28	13	1	17	37	2	0	.250
Smith, J	1	1	4.88	30	0	0	0	0	24.0	32	17	13	6	1	9	13	0	1	.320
Stashak, C	3	0	3.86	11	0	0	0	0	16.1	16	7	7	1	0	0	15	0	0	.250
Thielbar, C	2	0	4.84	40	0	0	0	1	35.1	31	19	19	4	0	15	47	0	2	.230
Thornburg, T	0	1	2.79	5	0	0	0	0	9.2	4	4	3	1	1	6	4	0	0	.121
Winder, J	4	3	3.77	10	6	0	0	0	45.1	42	21	19	6	2	14	29	1	0	.246
MINNESOTA	50	44	3.92	94	94	0	9	20	833.1	761	393	363	112	32	275	752	28	4	.241

TARGET FIELD ATTENDANCE

YEAR	TOTAL ATTENDANCE	DATES	AVERAGE
2010	3,223,640	81	39,798
2011	3,168,107	81	39,112
2012	2,776,354	81	34,275
2013	2,477,644	81	30,588
2014	2,250,606	81	27,785
2015	2,220,054	81	27,408
2016	1,963,912	81	22,092
2017	2,051,279	80	25,641
2018	1,959,197	81	24,187
2019	2,262,524	81	28,282
2021	1,310,199	80	16,377
2022	1,801,128	80	22,514
TOTALS	27,464,644	969	28,343

STARTS BY POSITION									
	C	1B	2B	SS	3B	LF	CF	RF	DH
LUIS ARRAEZ	0	60	31	0	4	0	0	0	34
TIM BECKHAM	0	1	0	0	0	1	0	0	3
BYRON BUXTON	0	0	0	0	0	0	52	0	34
JAKE CAVE	0	0	0	0	0	34	2	7	0
GILBERTO CELESTINO	0	0	0	0	0	14	68	5	0
MARK CONTRERAS	0	0	0	0	0	0	9	6	0
CARLOS CORREA	0	0	0	129	0	0	0	0	4
KYLE GARLICK	0	0	0	0	0	18	0	12	7
JOSE GODOY	1	0	0	0	0	0	0	0	0
NICK GORDON	0	0	29	7	0	47	30	0	0
BILLY HAMILTON	0	0	0	0	0	2	0	0	0
CALEB HAMILTON	3	1	0	0	0	0	0	0	0
RYAN JEFFERS	56	0	0	0	0	0	0	0	6
MAX KEPLER	0	0	0	0	0	0	0	103	2
ALEX KIRILLOFF	0	14	0	0	0	19	0	3	3
TREVOR LARNACH	0	0	0	0	0	27	0	10	6
SANDY LEON	22	0	0	0	0	0	0	0	0
ROYCE LEWIS	0	0	0	11	0	0	1	0	0
JOSE MIRANDA	0	69	0	0	27	0	0	0	20
JERMAINE PALACIOS	0	0	6	12	0	0	0	0	0
JORGE POLANCO	0	0	96	3	0	0	0	0	4
GARY SANCHEZ	80	0	0	0	0	0	0	0	32
MIGUEL SANO	0	17	0	0	0	0	0	0	2
GIO URSHELA	0	0	0	0	131	0	0	0	4
MATT WALLNER	0	0	0	0	0	0	0	16	1

STARTS BY BATTING ORDER									
	1	2	3	4	5	6	7	8	9
LUIS ARRAEZ	91	18	9	1	6	3	0	0	1
TIM BECKHAM	0	0	0	0	0	0	3	2	0
BYRON BUXTON	50	18	18	0	0	0	0	0	0
JAKE CAVE	0	0	0	0	5	5	21	9	3
GILBERTO CELESTINO	0	0	0	0	1	16	11	22	37
MARK CONTRERAS	0	0	0	0	0	0	1	4	10
CARLOS CORREA	0	105	28	0	0	0	0	0	0
KYLE GARLICK	5	1	10	7	4	6	4	0	0
JOSE GODOY	0	0	0	0	0	0	0	0	1
NICK GORDON	0	0	8	9	20	15	27	14	20
BILLY HAMILTON	0	0	0	0	0	0	0	0	2
CALEB HAMILTON	0	0	0	0	0	0	0	0	4
RYAN JEFFERS	0	0	0	0	1	1	9	30	21
MAX KEPLER	2	2	14	44	19	9	6	7	2
ALEX KIRILLOFF	0	0	0	0	12	17	6	3	1
TREVOR LARNACH	0	0	0	2	8	13	13	5	2
SANDY LEON	0	0	0	0	0	0	0	3	19
ROYCE LEWIS	0	0	0	0	0	1	4	1	6
JOSE MIRANDA	7	4	22	27	15	19	12	8	2
JERMAINE PALACIOS	0	0	0	0	0	0	4	5	9
JORGE POLANCO	6	11	39	30	16	1	0	0	0
GARY SANCHEZ	0	2	5	16	20	18	19	17	15
MIGUEL SANO	0	0	0	0	2	3	6	7	1
GIO URSHELA	1	1	9	26	33	34	11	18	2
MATT WALLNER	0	0	0	0	0	1	5	7	4

2022 SCORING BY INNINGS

	1	2	3	4	5	6	7	8	9	XTRA	TOTAL
TWINS	105	68	81	77	96	57	58	81	54	19	696
OPPONENTS	80	54	83	86	80	66	76	90	47	22	684

TWINS POST-ALL-STAR BREAK

PLAYER	AVG	G	AB	R	H	2B	3B	HR	RBI	SH	SF	HBP	BB	SO	SB	CS	GDP	OBP
Arraez, L	.289	60	239	36	69	15	0	3	19	0	2	1	13	15	2	2	3	.325
Beckham, T	.080	12	25	1	2	0	0	0	1	0	0	0	0	9	0	0	2	.080
Buxton, B	.254	19	67	11	17	2	0	5	8	0	0	1	10	25	4	0	0	.359
Cave, J	.213	54	164	17	35	7	3	5	20	0	2	0	11	49	2	0	2	.260
Celestino, G	.211	58	161	14	34	5	0	2	16	0	0	0	21	42	4	0	7	.302
Contreras, M	.122	22	49	6	6	1	0	3	4	0	0	1	1	18	1	0	2	.157
Correa, C	.304	66	253	31	77	11	1	11	31	0	2	2	30	56	0	1	6	.380
Duffey, T	.000	1	0	0	0	0	0	0	0	0	0	0	0	0	0	0	0	.000
Duran, J	.000	1	0	0	0	0	0	0	0	0	0	0	0	0	0	0	0	.000
Fulmer, M	.000	1	0	0	0	0	0	0	0	0	0	0	0	0	0	0	0	.000
Garlick, K	.177	23	62	10	11	2	0	2	2	0	0	1	2	24	0	0	0	.215
Gordon, N	.280	63	207	22	58	19	1	5	37	1	6	6	11	51	3	1	5	.326
Hamilton, B	.000	17	7	4	0	0	0	0	0	0	0	0	1	4	3	1	0	.125
Hamilton, C	.059	21	17	5	1	0	0	1	1	1	0	0	4	14	0	0	0	.238
Jeffers, R	.150	7	20	2	3	0	1	0	2	0	0	0	2	4	0	0	2	.227
Kepler, M	.179	32	106	15	19	5	0	0	6	0	1	1	8	17	1	0	0	.241
Kirilloff, A	.143	7	21	2	3	0	0	0	1	0	0	0	0	4	0	0	3	.143
León, S	.179	25	56	6	10	3	0	0	4	2	0	0	7	23	0	0	1	.270
López, J	.000	2	0	0	0	0	0	0	0	0	0	0	0	0	0	0	0	.000
Megill, T	.000	1	0	0	0	0	0	0	0	0	0	0	0	0	0	0	0	.000
Miranda, J	.280	68	257	29	72	13	0	7	34	0	1	8	19	53	1	0	12	.347
Palacios, J	.109	22	46	5	5	0	0	2	4	0	1	0	2	20	0	0	2	.143
Polanco, J	.208	29	101	13	21	6	0	2	8	0	1	2	17	25	0	0	1	.331
Sánchez, G	.187	57	166	14	31	6	0	6	25	0	3	3	22	60	1	0	6	.289
Sanó, M	.000	3	6	0	0	0	0	0	0	0	0	0	0	4	0	0	0	.000
Thielbar, C	.000	2	0	0	0	0	0	0	0	0	0	0	0	0	0	0	0	.000
Urschela, G	.317	62	218	28	69	11	2	5	28	0	3	2	20	43	1	0	8	.374
Wallner, M	.228	18	57	4	13	3	0	2	10	0	0	2	6	25	1	0	0	.323
MINNESOTA	.241	68	2305	275	556	109	8	61	261	4	22	30	207	585	24	5	62	.309

PITCHER	W	L	ERA	G	GS	C	SHO	SV	IP	H	R	ER	HR	HB	BB	SO	WP	BK	BAA
Archer, C	0	4	6.63	9	9	0	0	0	36.2	35	27	27	4	0	17	32	1	0	.257
Bundy, D	2	4	5.13	13	13	0	0	0	59.2	66	35	34	13	2	11	34	3	0	.273
Cano, Y	0	0	9.00	1	0	0	0	0	2.0	3	2	2	1	0	2	2	0	0	.333
Cotton, J	0	0	3.18	4	0	0	0	0	5.2	1	2	2	1	0	1	6	0	0	.059
Davis, A	0	0	16.20	2	0	0	0	0	1.2	1	3	3	0	0	4	3	0	0	.167
Duffey, T	0	1	11.81	5	0	0	0	0	5.1	6	7	7	2	1	4	3	0	0	.300
Duran, J	1	1	1.05	24	0	0	0	2	25.2	17	3	3	1	0	8	38	3	0	.187
Fulmer, M	2	2	3.70	26	0	0	0	1	24.1	30	10	10	3	2	8	22	2	0	.313
Gordon, N	0	0	32.40	2	0	0	0	0	1.2	5	6	6	1	0	3	0	0	0	.500
Gray, S	4	2	2.38	11	11	0	0	0	56.2	43	17	15	5	3	19	60	2	0	.212
Henriquez, R	0	1	2.31	3	0	0	0	0	11.2	8	4	3	1	2	3	9	0	0	.178
Jax, G	3	2	3.62	31	0	0	0	0	27.1	21	12	11	2	1	7	29	0	0	.206
López, J	0	1	4.37	23	0	0	0	4	22.2	23	11	11	1	3	14	18	3	0	.271
Mahle, T	1	1	4.41	4	4	0	0	0	16.1	13	8	8	4	0	4	12	0	0	.220
Megill, T	2	2	6.84	26	0	0	0	0	25.0	37	21	19	2	1	11	27	1	0	.346
Moran, J	0	0	3.27	16	0	0	0	0	22.0	17	8	8	0	0	7	26	1	0	.210
Ober, B	1	1	2.01	4	4	0	0	0	22.1	12	5	5	2	2	4	22	0	0	.152
Pagán, E	1	2	3.56	25	0	0	0	0	30.1	31	14	12	4	1	10	36	0	0	.263
Palacios, J	0	0	0.00	2	0	0	0	0	0.2	1	0	0	0	0	0	1	0	0	.333
Rodríguez, D	0	1	0.00	1	0	0	0	0	3.2	3	2	0	0	0	1	2	0	0	.250
Ryan, J	7	5	4.14	13	13	0	0	0	71.2	57	34	33	11	5	25	85	1	0	.213
Sanchez, A	0	1	4.71	8	3	0	0	0	28.2	31	16	15	2	4	7	25	1	0	.274
Sands, C	0	0	2.51	6	0	0	0	1	14.1	13	5	4	0	3	6	10	0	0	.236
Smeltzer, D	1	0	1.17	3	0	0	0	0	7.2	8	1	1	0	0	2	3	0	0	.276
Smith, J	0	0	2.70	4	0	0	0	0	3.1	1	1	1	1	0	0	4	0	0	.091
Thielbar, C	2	3	1.50	27	0	0	0	0	24.0	20	7	4	1	0	3	33	1	0	.220
Varland, L	1	2	3.81	5	5	0	0	0	26.0	26	11	11	4	1	6	21	1	0	.263
Winder, J	0	3	6.65	5	5	0	0	0	21.2	27	16	16	5	3	4	18	1	0	.300
Woods Richardson, S	0	1	3.60	1	1	0	0	0	5.0	3	3	2	1	0	2	3	1	0	.167
MINNESOTA	28	40	4.07	68	68	0	8	8	603.2	559	291	273	72	34	193	584	22	0	.244

2022 WALK-OFF VICTORIES [9]

DATE	SCORE	NOTES
4/24	6-4	Byron Buxton hit a 3-run HR off Liam Hendriks
4/26	5-4	Miguel Sanó singled to RF, two runs scored with throwing error by C Eric Haase
5/23	5-4	Gio Urschela singled to shortstop, scoring Max Kepler
7/1	3-2	Byron Buxton hit a 2-run HR off Jorge López
7/2	4-3	Jose Miranda singled to LF off Jorge López, scoring Alex Kirilloff
7/13	4-1	Jose Miranda hit a 3-run HR off Josh Hader
8/1	5-3	Gio Urschela hit a 2-run HR in the bottom of the 10th off Alex Lange
8/5	6-5	Tim Beckham hit an RBI fielder's choice in the bottom of the 10th
8/27	3-2	Gilberto Celestino drew four-pitch bases loaded walk in the bottom of the 10th



OPPONENTS



MAJOR LEAGUE BASEBALL



Rob Manfred succeeded Bud Selig as Commissioner on January 25, 2015.

1271 Avenue of the Americas
New York, NY 10020
(212) 931-7800
FAX: (212) 949-5654
www.MLB.com



OFFICE OF THE COMMISSIONER

EXECUTIVES

Rob Manfred	Commissioner of Baseball
Allan H. (Bud) Selig	Commissioner Emeritus
Dan Halem	Deputy Commissioner, Baseball Administration and Chief Legal Officer
Pat Courtney	Chief Communications Officer
Michele Meyer-Shipp	Chief People & Culture Officer
Tony Reagins	Chief Baseball Development Officer
Bob Starkey	Chief Financial Officer & Senior Advisor
Chris Marinak	Chief Operations & Strategy Officer
Noah Garden	Chief Revenue Officer
Lara Pitaro Wisch	Executive Vice President & General Counsel

BASEBALL OPERATIONS

Executive Vice President, Baseball Operations:	Morgan Sword
Senior Vice President, On-Field Operations:	Michael Hill
Senior Vice President, On-Field Operations:	Raul Ibañez
Senior VP, Minor League Operations & Development:	Peter Woodfork
Vice President, Amateur & Medical:	John D'Angelo
Vice President, Baseball Economics:	Reed MacPhail
Vice President, Head Baseball Operations Counsel:	Paul Mifsud
Vice President, Instant Replay Operations:	Justin Klemm
Senior Director, On-Field Operations:	Gregor Blanco
Senior Director, On-Field Operations:	Rajai Davis
Senior Director, On-Field Operations:	Nick Hundley
Senior Director, International Operations:	Rebecca Seesel
Senior Director, Player Programs:	Yenifer Fauche
Senior Director, Baseball Operations:	Jeff Pfeifer
Senior Director, Umpiring Operations:	Matt McKendry
Senior Director, Minor League Operations & Affairs:	Freddie Seymour
Senior Director, On-Field Strategy:	Joe Martinez
Director, Draft Operations:	Bill Francis
Director, Umpire Development:	Rich Rieker
Director, Sports Medicine:	Scott Sheridan
Director, Player Development:	Mike LaCassa
Senior Manager, Baseball Economics:	Cameron Barwick
Senior Manager, Player Programs:	Ricardhy Grandoit
Manager, Baseball Economics:	Travis Buck
Manager, Baseball Economics:	Kyle Krueger
Manager, Medical & Equipment:	Kevin Ma
Manager, Instant Replay:	Jeff Moody
Manager, On-Field Operations:	Chris Knettel
Manager, Umpiring Operations:	Raquel Wagner
Manager, Baseball Operations:	Garrett Horan
Senior Coordinator, International Operations:	Patrick Nathanson
Senior Coordinator, Umpiring Operations:	Chris Romanello
Senior Coordinator, Video:	Freddie Hernandez
Senior Coordinator, Baseball Operations:	Gina Liento
Senior Coordinator, Baseball Operations:	Elizabeth Benn
Analyst, Baseball Operations:	Josh Keen
Coordinator, Medical Operations:	Dana Rowe
Coordinator, Medical Operations:	Zack Tenner
Coordinator, Draft Operations:	Jalen Phillips
Coordinator, Draft Operations:	Diego Delgado
Coordinator, Draft Operations:	Mark Nader
Coordinator, International Operations:	Maritza Grillo
Coordinator, On-Field Operations:	Danielle Monday
Coordinator, Umpiring Operations:	Alejandro Bermudez
Coordinator, Player Programs:	Lilah Drafts-Johnson

COMMUNICATIONS

(212) 931-7878 • FAX (212) 949-5654

Chief Communications Officer:	Pat Courtney
Senior Vice President, Communications:	Matt Bourne
Vice President, Communications:	John Blundell, Mike Teevan
Senior Director, Business Communications & Youth Engagement:	Steve Archo
Senior Director, Business Communications:	Ileana Peña
Director, Communications:	Donald Muller
Manager, Business Communications:	David Hochman
Senior Coordinator, Communications & Scheduling:	Paul Koehler
Senior Coordinator, Communications:	Yolayna Alvarez
Coordinator, Business Communications:	Kerline Batista, Troy Watson
Executive Assistant, Communications:	Ginger Dillon
Official Historian:	John Thorn

BROADCASTING

Bernadette McDonald	Senior Vice President, Broadcasting
Chuck Torres	Senior Director, Scheduling & Broadcasting
Dewey Gong	Senior Manager, Broadcasting
Pamela Brumley	Senior Administrative Assistant

LABOR RELATIONS

Senior Vice President, Deputy General Counsel, Labor Relations:	Patrick Houlihan
Vice President, Drug, Health & Safety Programs:	Jon Coyles
Senior Manager, Drug, Health & Safety Programs:	Lindsey Ingraham
Senior Counsel:	Kasey Sanossian
Counsel:	Vanish Grover
Counsel:	Justin Wiley
Coordinator, Drug Health & Safety Programs:	Isabel Caro



BALTIMORE ORIOLES

333 West Camden Street, Baltimore, MD 21201
1-888-848-BIRD

Stadium (Capacity)..... Oriole Park at Camden Yards (44,487), opened 1992
Dimensions (L-C-R)..... 333-400-318

Chairman of the Board/CEO..... John Angelos
Executive Vice President and General Manager..... Mike Elias
Field Manager..... Brandon Hyde (4th season w/BAL)
Director, Public Relations..... Katie Krause
Senior Coordinator, Baseball Communications..... Nate Rowan

2022 Record..... 83-79, fourth place AL East

2022 Twins vs. Baltimore

5/2 at BAL..... W..... 2-1	7/1 BAL..... W..... 3-2
5/3 at BAL..... W..... 7-2	7/2 BAL..... W..... 4-3
5/4 at BAL..... L..... 4-9	7/3 BAL..... L..... 1-3
5/5 at BAL..... L..... 3-5	

Last Minnesota Sweep	at MIN	at BAL
3-Game	May 24-26, 2021	April 20-21, 2019
4-Game	July 5-8, 2018	August 20-23, 2015

Last Baltimore Sweep	at MIN	at BAL
3-Game	September 7-9, 1999	April 4-7, 2016
4-Game	August 22-25, 2011	July 1-3, 1966

SERIES RESULTS, LAST 20 SEASONS

YEAR	HOME	ROAD	TOTALS
2002	1-2	0-3	1-5
2003	2-1	2-2	4-3
2004	1-2	4-2	5-4
2005	2-1	1-2	3-3
2006	2-1	4-2	6-3
2007	3-0	4-0	7-0
2008	1-2	2-1	3-3
2009	2-1	0-2	2-3
2010	2-2	3-1	5-3
2011	0-4	2-2	2-6
2012	2-2	0-3	2-5
2013	1-2	2-1	3-3
2014	2-1	1-3	3-4
2015	3-0	4-0	7-0
2016	1-2	0-3	1-5
2017	2-2	3-0	5-2
2018	4-0	2-1	6-1
2019	3-0	3-0	6-0
2021	3-0	1-2	4-2
2022	2-1	2-2	4-3
SINCE '61	166-157	143-180	309-337

Won-Lost Record at Stadium

Metropolitan Stadium (1961-1981)..... 68-77
Metrodome (1982-2009)..... 73-64
Target Field (2010-present)..... 25-16
Memorial Stadium (1961-1991)..... 88-117
Oriole Park/Camden Yards (1992-present)..... 55-63



4 Jersey St., Boston, MA 02215
(617) 226-6000

Stadium (Capacity)..... Fenway Park (37,755 - Night, 37,305 - Day), opened 1912
Dimensions (L-C-R)..... 310-390-302

Principal Owner..... John W. Henry
Chairman..... Thomas C. Werner
President/CEO..... Sam Kennedy
Chief Baseball Officer..... Chaim Bloom
Field Manager..... Alex Cora (4th season w/BOS)
Director, Baseball Communications and Media Relations..... Abby Murphy
Director, Baseball Communications and Media Relations..... Justin Long

2022 Record..... 78-84, fifth place AL East

2022 Twins vs. Boston

4/15 at BOS..... W..... 8-4	8/29 BOS..... W..... 4-2
4/16 at BOS..... L..... 0-4	8/30 BOS..... W..... 10-5
4/17 at BOS..... L..... 1-8	8/31 BOS..... L..... 5-6
4/18 at BOS..... W..... 8-3	

Last Minnesota Sweep	at MIN	at BOS
3-Game	May 25-27, 2015	June 13-15, 1994
4-Game	August 1-4, 1966	July 18-21, 1991

Last Boston Sweep	at MIN	at BOS
3-Game	May 17-19, 2013	June 16-18, 2014
4-Game	July 3-6, 2000	August 14-17, 1997

SERIES RESULTS, LAST 20 SEASONS

YEAR	HOME	ROAD	TOTALS
2002	2-1	1-2	3-3
2003	2-1	2-1	4-2
2004	2-1	2-1	4-2
2005	2-1	0-3	2-4
2006	3-0	2-1	5-1
2007	1-2	2-2	3-4
2008	3-1	0-3	3-4
2009	2-2	0-2	2-4
2010	2-1	0-2	2-3
2011	1-2	1-3	2-5
2012	0-3	3-1	3-4
2013	0-3	3-1	3-4
2014	2-1	0-3	2-4
2015	3-0	2-2	5-2
2016	1-2	2-2	3-4
2017	1-2	1-3	2-5
2018	2-1	1-3	3-4
2019	1-2	2-1	3-3
2021	1-3	1-2	2-5
2022	2-1	2-2	4-3
SINCE '61	183-137	137-187	320-324

Won-Lost Record at Stadium

Metropolitan Stadium (1961-1981)..... 87-58
Metrodome (1982-2009)..... 80-58
Target Field (2010-present)..... 16-21
Fenway Park (1961-present)..... 137-187



CHICAGO WHITE SOX

333 West 35th St., Chicago, IL 60616
(312) 674-1000

Stadium (Capacity)..... Guaranteed Rate Field (40,615), opened 1991
Dimensions (L-C-R)..... 330-400-335

Chairman..... Jerry Reinsdorf
Senior Vice President, General Manager..... Rick Hahn
Field Manager..... Miguel Cairo (Interim Manager)
Senior Director, Media Relations..... Bob Beghtol
Assistant Director, Media Relations..... Ray Garcia

2022 Record..... 81-81, second place AL Central

2022 Twins vs. Chicago

4/22.....CWS.....W.....2-1	9/2.....at CWS.....L.....3-4
4/23.....CWS.....W.....9-2	9/3.....at CWS.....L.....0-13
4/24.....CWS.....W.....6-4	9/4.....at CWS.....W.....5-1
7/4.....at CWS.....W.....6-3	9/27.....CWS.....W.....4-0
7/5.....at CWS.....W.....8-2	9/28.....CWS.....W.....8-4
7/6.....at CWS.....L.....8-9	9/29.....CWS.....L.....3-4
7/14.....CWS.....L.....2-12	10/3.....at CWS.....L.....2-3
7/15.....CWS.....L.....2-6	10/4.....at CWS.....L.....3-8
7/16.....CWS.....W.....6-3	10/5.....at CWS.....W.....0-1
7/17.....CWS.....L.....0-11	

Last Minnesota Sweep..... at MIN..... at CWS
3-Game..... April 22-24, 2022..... August 27-29, 2019
4-Game..... Sept. 28-Sept. 30, 2018..... June 22-24, 1979
Last Chicago Sweep..... at MIN..... at CWS
3-Game..... April 11-14, 2016..... June 29-July 1, 2021
4-Game..... Never..... June 6-9, 2008



CLEVELAND GUARDIANS

2401 Ontario St., Cleveland, OH 44115
(216) 420-4200

Stadium (Capacity)..... Progressive Field (34,830), opened 1994
Dimensions (L-C-R)..... 325-405-325

Chairman & Chief Executive Officer..... Paul J. Dolan
President, Baseball Operations..... Chris Antonetti
General Manager..... Mike Chernoff
Field Manager..... Terry Francona (10th season w/CLE)
Director, Baseball Information & Player Relations..... Bart Swain
Director, Communications & Player Relations..... Court Berry-Tripp
Manager, Communications..... Austin Controulis

2022 Record..... 92-70, first place AL Central (Wild Card Series)

2022 Twins vs. Cleveland

5/13.....CLE.....W.....12-8	6/30.....at CLE.....L.....3-5
5/14.....CLE.....L.....2-3	9/9.....CLE.....L.....6-7
5/15.....CLE.....W.....3-1	9/10.....CLE.....L.....4-6
6/21.....CLE.....L.....5-6	9/11.....CLE.....L.....1-4
6/22.....CLE.....L.....10-11	9/16.....at CLE.....L.....3-4
6/23.....CLE.....W.....1-0	9/17.....at CLE(1).....L.....1-5
6/27.....at CLE.....W.....11-1	9/17.....at CLE(2).....L.....6-7
6/28.....at CLE(1).....L.....2-3	9/18.....at CLE.....W.....3-0
6/28.....at CLE(2).....W.....6-0	9/19.....at CLE.....L.....4-11
6/29.....at CLE.....L.....6-7	

Last Minnesota Sweep..... at MIN..... at CLE
3-Game..... September 9-11, 2022..... June 23-25, 2017
4-Game..... June 7-10, 1991..... Never
Last Cleveland Sweep..... at MIN..... at CLE
3-Game..... September 9-11, 2022..... August 29-31, 2016
4-Game..... June 16-18, 2017..... April 8-11, 2002

SERIES RESULTS, LAST 20 YEARS

YEAR	HOME	ROAD	TOTALS
2002	7-3	4-5	11-8
2003	7-2	3-7	10-9
2004	4-6	6-3	10-9
2005	3-6	4-5	7-11
2006	5-5	5-4	10-9
2007	5-4	4-5	9-9
2008	8-1	2-8	10-9
2009	7-2	5-4	12-6
2010	6-3	7-2	13-5
2011	3-6	6-3	9-9
2012	2-7	2-7	4-14
2013	5-5	6-3	11-8
2014	6-4	4-5	10-9
2015	8-2	5-4	13-6
2016	4-6	3-6	7-12
2017	6-3	6-4	12-7
2018	7-3	5-4	12-7
2019	6-3	7-3	13-6
2020	2-1	3-4	5-5
2021	4-5	2-8	6-13
2022	6-4	4-5	10-9
SINCE '61	280-211-2	239-254-1	519-465-3

Won-Lost Record at Stadium

Metropolitan Stadium (1961-1981)..... 101-70-2
Metrodome (1982-2009)..... 114-89
Target Field (2010-present)..... 65-52
Comiskey Park (1961-1990)..... 117-114
Milwaukee County Stadium (1968-1969)..... 2-0
Guaranteed Rate Field (1991-present)..... 116-136-1

SERIES RESULTS, LAST 20 YEARS

YEAR	HOME	ROAD	TOTALS
2002	7-2	4-6	11-8
2003	4-6	6-3	10-9
2004	7-2	5-5	12-7
2005	5-4	4-6	9-10
2006	6-3	5-5	11-8
2007	2-7	2-7	4-14
2008	7-2	3-6	10-8
2009	6-3	4-5	10-8
2010	6-3	6-3	12-6
2011	4-5	3-6	7-11
2012	6-3	6-3	12-6
2013	3-7	3-6	6-13
2014	4-5	4-6	8-11
2015	6-3	6-4	12-7
2016	4-5	5-5	9-10
2017	1-9	6-3	7-12
2018	5-4	4-6	9-10
2019	4-6	5-4	9-10
2020	6-1	1-2	7-3
2021	5-4	6-4	11-8
2022	3-6	3-7	6-13
SINCE '61	241-220-1	204-254	445-474-1

Won-Lost Record at Stadium

Metropolitan Stadium (1961-1981)..... 75-70-1
Metrodome (1982-2009)..... 109-89
Target Field (2010-present)..... 56-60
Hiram Bithorn Stadium (2018)..... 1-1
Cleveland Stadium (1961-1993)..... 96-116
Progressive Field (1994-present)..... 108-138



DETROIT TIGERS

2100 Woodward Ave., Detroit, MI 48201
(313) 471-2000

Stadium (Capacity)..... Comerica Park (41,083), opened 2000
Dimensions (L-C-R)..... 345-420-330

President and CEO, Ilitch Holdings Inc./Chairman and CEO, Detroit Tigers... Christopher Ilitch
Executive Vice President of Baseball Operations and General Manager... Scott Harris
Field Manager..... A.J. Hinch (2nd season w/DET)
Vice President, Communications..... Ron Colangelo
Director, Communications..... Chad Crunk

2022 Record..... 66-96, fourth place AL Central

2022 Twins vs. Detroit

4/26 DET W 5-4	6/2 at DET L 2-3
4/27 DET W 5-0	7/23 at DET W 8-4
4/28 DET W 7-1	7/24 at DET W 9-1
5/23 DET W 5-4	8/1 DET W 5-3
5/24 DET W 2-0	8/3 DET L 3-5
5/25 DET L 2-4	8/2 DET W 4-1
5/30 at DET L 5-7	9/30 at DET W 7-0
5/31 at DET (1) W 8-2	10/1 DET L 2-3
5/31 at DET (2) L 0-4	10/2 DET L 2-5
6/1 at DET L 0-5	

Last Minnesota Sweep

3-Game at MIN April 26-28, 2022 September 24-26, 2019
4-Game July 8-11, 2021 September 21-24, 2017

Last Detroit Sweep

3-Game at MIN September 20-22, 2016 July 17-18, 2021
4-Game Never May 27-29, 1983



P.O. Box 288, Houston, TX 77001-0288
(713) 259-8900

Stadium (Capacity)..... Minute Maid Park (41,168), opened 2000
Dimensions (L-C-R)..... 315-409-326

Owner and Chairman..... Jim Crane
General Manager..... James Click
Field Manager..... Dusty Baker (3rd season w/HOU)
Vice President, Communications..... Gene Dias
Senior Manager, Communications..... Steve Grande

2022 Record..... 106-56, first place AL West

2022 Twins vs. Houston

5/10 HOU L 0-5	8/23 at HOU L 2-4
5/11 HOU L 3-11	8/24 at HOU L 3-5
5/12 HOU L 0-5	8/25 at HOU L 3-6

Last Minnesota Sweep

3-Game at MIN May 10-12, 2022 August 23-25, 2022
4-Game Never Never

Last Houston Sweep

3-Game at MIN May 10-12, 2022 August 23-25, 2022
4-Game Never Never

SERIES RESULTS, LAST 20 YEARS

YEAR	HOME	ROAD	TOTALS
2002	9-1	5-3	14-4
2003	8-1	7-3	15-4
2004	5-5	7-2	12-7
2005	7-2	4-6	11-8
2006	6-4	2-7	8-11
2007	1-8	5-4	6-12
2008	6-3	5-4	11-7
2009	8-2	4-5	12-7
2010	7-2	2-7	9-9
2011	2-7	2-7	4-14
2012	2-7	6-3	8-10
2013	4-5	4-6	8-11
2014	5-4	5-5	10-9
2015	5-5	3-6	8-11
2016	0-9	4-6	4-15
2017	4-5	7-3	11-8
2018	7-3	5-4	12-7
2019	6-3	8-2	14-5
2020	6-1*	0-3	6-4
2021	7-3	4-5	11-8
2022	7-2	4-6	11-8
SINCE '61	257-206*	229-229-1	486-435-1

*Home record includes 1-0 as visiting team in home ballpark...Twins were visitors as part of doubleheader

Won-Lost Record at Stadium

Metropolitan Stadium (1961-1981) 81-67
Metrodome (1982-2009) 114-83
Target Field (2010-present) 62-56
Tiger Stadium (1961-1999) 127-125-1
Comerica Park (2000-present) 98-98

HOUSTON ASTROS

ALL-TIME SERIES RESULTS

YEAR	HOME	ROAD	TOTALS
1997	- -	2-1	2-1
1998	- -	1-1	1-1
1999	1-2	- -	1-2
2000	- -	2-1	2-1
2001	2-1	- -	2-1
2006	- -	2-1	2-1
2009	1-2	- -	1-2
2013	3-0	2-1	5-1
2014	1-2	2-1	3-3
2015	2-1	1-2	3-3
2016	1-3	1-2	2-5
2017	0-3	1-2	1-5
2018	2-1	0-3	2-4
2019	3-1	1-2	4-3
2021	1-2	3-1	4-3
2022	0-3	0-3	0-6
ALL-TIME	17-21	18-21	35-42

Won-Lost Record at Stadium

Metrodome (1999-2009) 4-5
Target Field (2013-present) 13-16
Astrdome (1997-1999) 5-3
Minute Maid Park (2000-present) 15-19



KANSAS CITY ROYALS

One Royal Way, Kansas City, MO 64129
(816) 921-8000

Stadium (Capacity).....Kauffman Stadium (37,903), opened 1973
Dimensions (L-C-R).....330-410-330

Chairman and CEO.....John Sherman
President, Baseball Operations.....TBA
Sr. Vice President, Baseball Operations/GM.....J.J. Picollo
Field Manager.....Mike Matheny (removed 10/5)
Vice President, Communications.....Sam Mellinger
Director, Media Relations.....Nick Kappel

2022 Record.....65-97, fifth place AL Central

2022 Twins vs. Kansas City

4/19at KC.....L.....3-4	8/15KC.....W.....4-2
4/20at KC.....L.....0-2	8/16KC.....W.....9-0
4/21at KC.....W.....1-0	8/17KC.....W.....4-0
5/20at KC.....W.....6-4	9/13KC.....W.....6-3
5/21at KC.....W.....9-2	9/14KC.....W.....4-0
5/22at KC.....W.....7-6	9/15KC.....W.....3-2
5/26KC.....L.....2-3	9/20at KC.....L.....4-5
5/27KC.....W.....10-7	9/21at KC.....L.....2-5
5/28KC.....L.....3-7	9/22at KC.....L.....1-4
5/29KC.....W.....7-3	

Last Minnesota Sweep.....at MIN.....at KC
3-Game.....September 13-15, 2022.....May 20-22, 2022
4-Game.....June 29-July 2, 1970.....June 2-5, 2011

Last Kansas City Sweep.....at MIN.....at KC
3-Game.....October 2-4, 2015.....September 20-22, 2022
4-Game.....May 7-10, 1999.....August 18-21, 2016

SERIES RESULTS, LAST 20 YEARS

YEAR	HOME	ROAD	TOTALS
2002	6-3	8-2	14-5
2003	5-5	3-6	8-11
2004	8-1	4-6	12-7
2005	6-3	7-3	13-6
2006	5-4	7-3	12-7
2007	5-4	4-5	9-9
2008	5-4	7-2	12-6
2009	5-4	7-2	12-6
2010	7-2	6-3	13-5
2011	6-3	4-5	10-8
2012	5-4	6-3	11-7
2013	2-8	2-7	4-15
2014	5-5	3-6	8-11
2015	2-7	5-5	7-12
2016	3-6	1-9	4-15
2017	6-3	5-5	11-8
2018	7-2	2-8	9-10
2019	8-2	6-3	14-5
2020	3-1	2-4	5-5
2021	4-5	5-5	9-10
2022	8-2	4-5	12-7
SINCE '61	238-187	206-226	444-413

Won-Lost Record at Stadium

Metropolitan Stadium (1969-1981).....59-47
Metrodome (1982-2009).....113-90
Target Field (2010-present).....65-50
Municipal Stadium (1969-1972).....17-19
Kauffman Stadium (1973-present).....185-202



LOS ANGELES ANGELS

2000 Gene Autry Way, Anaheim, CA 92806
(714) 940-2000

Stadium (Capacity).....Angel Stadium (45,517), opened 1966
Dimensions (L-C-R).....347-396-348

Owners.....Arte & Carole Moreno
President.....John Carpino
General Manager.....Perry Minasian
Field Manager.....Phil Nevin (1st season w/LAA)
Director, Communications.....Adam Chodzko
Senior Manager, Communications.....Matt Birch

2022 Record.....73-89, third place AL West

2022 Twins vs. Los Angeles

8/12at LAA.....W.....4-0	9/23LAA.....L.....2-4
8/13at LAA.....L.....3-5	9/24LAA.....W.....8-4
8/14at LAA.....L.....2-4	9/25LAA.....L.....3-10

Last Minnesota Sweep.....at MIN.....at LAA
3-Game.....April 15-17, 2016.....May 20-23, 2019
4-Game.....September 27-30, 1993.....September 22-25, 1988

Last Los Angeles Sweep.....at MIN.....at LAA
3-Game.....July 31-August 2, 2009.....June 24-26, 2014
4-Game.....September 4-7, 2014.....Never

SERIES RESULTS, LAST 20 YEARS

YEAR	HOME	ROAD	TOTALS
2002	3-3	2-1	5-4
2003	2-1	2-4	4-5
2004	3-3	1-2	4-5
2005	3-4	1-2	4-6
2006	1-2	1-2	2-4
2007	2-1	1-5	3-6
2008	1-3	2-2	3-5
2009	3-3	1-3	4-6
2010	2-1	3-1	5-2
2011	1-2	2-4	3-6
2012	3-3	0-3	3-6
2013	3-0	2-1	5-1
2014	0-4	0-3	0-7
2015	1-3	1-2	2-5
2016	3-0	1-2	4-2
2017	2-1	3-1	5-2
2018	1-2	2-2	3-4
2019	2-1	3-0	5-1
2021	1-3	1-2	2-5
2022	1-2	1-2	2-4
SINCE '61	178-193	176-191	354-384

Won-Lost Record at Stadium

Metropolitan Stadium (1961-1981).....83-89
Metrodome (1982-2009).....75-82
Target Field (2010-present).....20-22
Wrigley Field (1961).....4-5
Dodger Stadium (1962-1965).....19-17
Angel Stadium (1966-present).....153-169



NEW YORK YANKEES

One East 161st St., Bronx, NY 10451
(718) 293-4300

Stadium (Capacity)..... Yankee Stadium (46,537), opened 2009
Dimensions (L-C-R)..... 318-408-314

Managing General Partner/ChairpersonHarold Z. Steinbrenner
General Partner/Vice Chairperson Jennifer Steinbrenner Swindal/Jessica Steinbrenner
President Randy Levine, Esq.
Senior Vice President/General Manager Brian Cashman
Field Manager Aaron Boone (5th season w/NYY)
Vice President, Communications & Media Relations Jason Zillo
Senior Director, Communications & Media Relations Michael Margolis

2022 Record 99-63, first place AL East

2022 Twins vs. New York

6/7 NYY L 4-10	9/5 at NYY L 2-5
6/8 NYY W 8-1	9/6 at NYY L 4-5
6/9 NYY L 7-10	9/7 at NYY L 1-7
	9/8 at NYY W 4-3

Last Minnesota Sweep

at MIN	at NYY
3-Game September 6-8, 1991	August 9-11, 1968
4-Game July 3-5, 1967	Never

Last New York Sweep

at MIN	at NYY
3-Game July 7-9, 2009	August 19-21, 2021
4-Game July 1-4, 2013	April 23-26, 2018

SERIES RESULTS, LAST 20 YEARS

YEAR	HOME	ROAD	TOTALS
2002	0-3	0-3	0-6
2003	0-4	0-3	0-7
2004	2-1	0-3	2-4
2005	2-1	1-2	3-3
2006	2-1	1-2	3-3
2007	1-2	1-3	2-5
2008	4-3	0-3	4-6
2009	0-3	0-4	0-7
2010	1-2	1-2	2-4
2011	1-3	1-3	2-6
2012	1-2	2-2	3-4
2013	0-4	2-1	2-5
2014	1-3	2-1	3-4
2015	1-2	0-3	1-5
2016	1-3	1-2	2-5
2017	2-1	0-3	2-4
2018	2-1	0-4	2-5
2019	1-2	1-2	2-4
2020	1-2	0-4	1-6
2021	1-2	1-3	2-5
2022	1-2	1-3	2-5
SINCE '61	146-181	118-200-1	264-381-1

Won-Lost Record at Stadium

Metropolitan Stadium (1961-1981) 69-77
Metrodome (1982-2009) 64-77
Target Field (2010-present) 13-27
Yankee Stadium I (1961-73/76-08) 103-159-1
Shea Stadium (1974-1975) 4-7
Yankee Stadium II (2009-present) 10-31



OAKLAND ATHLETICS

7000 Coliseum Way, Oakland, CA 94621
(510) 638-4900

Stadium (Capacity)..... RingCentral Coliseum (46,847), opened 1966
Dimensions (L-C-R)..... 330-400-330

Owner/Managing Partner John Fisher
President Dave Kaval
Executive Vice President, Baseball Operations Billy Beane
General Manager David Forst
Field Manager Mark Kotsay (1st season w/OAK)
Director, Baseball Communications Mark Ling
Manager, Baseball Information Mike Sellick

2022 Record 60-102, 5th place AL West

2022 Twins vs. Oakland

5/6 OAK W 2-1	5/16 at OAK W 3-1
5/7 OAK W 1-0	5/17 at OAK L 2-5
5/8 OAK W 4-3	5/18 at OAK W 14-4

Last Minnesota Sweep

at MIN	at OAK
3-Game May 6-8, 2022	July 18-20, 1997
4-Game July 12-15, 2007	August 13-15, 1993

Last Oakland Sweep

at MIN	at OAK
3-Game April 7-10, 2014	April 20-21, 2021
4-Game April 9-12, 1981	September 19-22, 2013

SERIES RESULTS, LAST 20 YEARS

YEAR	HOME	ROAD	TOTALS
2002	1-2	2-4	3-6
2003	6-0	2-1	8-1
2004	1-3	1-2	2-5
2005	1-3	3-3	4-6
2006	5-1	1-3	6-4
2007	4-0	1-2	5-2
2008	2-1	3-4	5-5
2009	1-2	3-4	4-6
2010	4-2	2-1	6-3
2011	1-2	3-2	4-4
2012	3-3	1-2	4-5
2013	1-2	0-4	1-6
2014	0-3	1-3	1-6
2015	3-1	1-2	4-3
2016	2-1	0-3	2-4
2017	2-1	1-2	3-3
2018	1-3	1-2	2-5
2019	2-2	1-2	3-4
2020	1-2	0-3	1-5
2021	3-0	2-1	5-1
2022	3-0	2-1	5-1
ALL-TIME*	178-139	133-176	311-315

*excludes 1961-1967 vs. Kansas City Athletics

Won-Lost Record at Stadium

Metropolitan Stadium (1968-1981) 69-46
Metrodome (1982-2009) 86-71
Target Field (2010-present) 23-22
Oakland Coliseum (1968-present) 133-176



SEATTLE MARINERS

1250 First Avenue South, Seattle, WA 98134
Mailing Address: P.O. Box 4100, Seattle, WA 98194
(206) 346-4000

Stadium (Capacity).....T-Mobile Park (47,480), opened 1999
Dimensions (L-C-R).....331-401-326

Chairman & Managing Partner.....John Stanton
President, Baseball Operations.....Jerry Dipoto
Vice President & Asst. General Manager, Baseball Operations.....Justin Hollander
Field Manager.....Scott Servais (7th season w/SEA)
Vice President, Communications.....Tim Hevly
Senior Manager, Baseball Information.....Kelly Munro

2022 Record.....90-72, second place AL West

2022 Twins vs. Seattle

4/8 SEA L 1-2	6/13 at SEA W 3-2
4/9 SEA L 3-4	6/14 at SEA L 0-5
4/10 SEA W 10-4	6/15 at SEA W 5-0
4/11 SEA W 4-0	

Last Minnesota Sweep.....**at MIN**.....**at SEA**
3-Game.....July 30-August 1, 2010.....May 27-29, 2016
4-Game.....April 25-28, 1991.....Never.

Last Seattle Sweep.....**at MIN**.....**at SEA**
3-Game.....September 13-15, 1996.....May 25-27, 2018
4-Game.....May 29-June 1, 2003.....Never.

SERIES RESULTS, LAST 20 YEARS

YEAR	HOME	ROAD	TOTALS
2002	2-1	3-3	5-4
2003	1-5	2-1	3-6
2004	3-0	2-4	5-4
2005	3-1	3-3	6-4
2006	4-1	1-2	5-3
2007	1-2	5-1	6-3
2008	3-0	2-4	5-4
2009	4-3	1-2	5-5
2010	3-0	3-4	6-4
2011	2-4	1-1	3-5
2012	1-3	1-5	2-8
2013	2-1	2-2	4-3
2014	2-1	3-1	5-2
2015	2-2	2-1	4-3
2016	1-2	3-0	4-2
2017	2-2	1-2	3-4
2018	1-2	0-3	1-5
2019	2-1	3-1	5-2
2021	1-2	1-2	2-4
2022	2-2	2-1	4-3
SINCE '61	124-111-1	104-128	228-239-1

Won-Lost Record at Stadium

Metropolitan Stadium (1977-1981).....17-18-1
Metrodome (1982-2009).....86-71
Target Field (2010-present).....21-22
Kingdome (1977-1999).....61-75
T-Mobile Park (1999-present).....41-52



TAMPA BAY RAYS

One Tropicana Drive, St. Petersburg, FL 33705
(727) 825-3242

Stadium (Capacity).....Tropicana Field (25,025), opened 1990
Dimensions (L-C-R).....315-404-322

Principal Owner.....Stuart Sternberg
Presidents.....Brian Auld & Matt Silverman
Senior Vice President, Baseball Operations/General Manager.....Erik Neander
Field Manager.....Kevin Cash (8th season w/TB)
Senior Director, Baseball Communications.....Jason Wallace
Manager, Baseball Communications.....Craig Vanderkam
Manager, Communications.....Karly Fisher

2022 Record.....86-76, third place AL East (Wild Card Series)

2022 Twins vs. Tampa Bay

4/29 at TB L 1-6	6/10 TB W 9-4
4/30 at TB W 9-1	6/11 TB W 6-5
5/1 at TB W 9-3	6/12 TB L 0-6

Last Minnesota Sweep.....**at MIN**.....**at TB**
3-Game.....July 1-3, 2005.....May 6-8, 2005
4-Game.....July 17-20, 2006.....Never.

Last Tampa Bay Sweep.....**at MIN**.....**at TB**
3-Game.....July 18-20, 2014.....April 20-22, 2018
4-Game.....Never.....July 8-11, 2013

SERIES RESULTS, LAST 20 YEARS

YEAR	HOME	ROAD	TOTALS
2002	4-0	1-2	5-2
2003	3-0	3-0	6-0
2004	3-3	1-2	4-5
2005	3-0	3-0	6-0
2006	4-0	2-1	6-1
2007	2-2	1-2	3-4
2008	1-1	2-2	3-3
2009	2-1	1-2	3-3
2010	1-3	2-2	3-5
2011	2-4	1-3	3-7
2012	0-3	1-2	1-5
2013	1-2	0-4	1-6
2014	0-3	2-1	2-4
2015	2-1	2-1	4-2
2016	1-3	2-1	3-4
2017	1-2	1-2	2-4
2018	3-1	0-3	3-4
2019	2-1	3-1	5-2
2021	2-1	1-2	3-3
2022	2-1	2-1	4-2
SINCE '61	48-42	39-45	87-87

Won-Lost Record at Stadium

Metrodome (1998-2009).....31-17
Target Field (2010-present).....17-25
Tropicana Field (1998-present).....39-45



734 Stadium Drive, Arlington, TX 76011
(817) 533-1972

Stadium (Capacity).....Globe Life Field (40,518), opened 2020
Dimensions (L-C-R).....329-407-326

Managing Partner and Majority Owner.....Ray Davis
Executive Committee.....Bob Simpson
President, Baseball Operations.....TBA
Executive Vice President and General Manager.....Chris Young
Field Manager.....Tony Beasley (Interim Manager)
Executive Vice President, Public Affairs.....John Blake
Vice President, Media Relations.....Rich Rice

2022 Record.....68-94, fourth place AL West

2022 Twins vs. Texas

7/8 at TEX L 5-6	8/19 TEX W 2-1
7/9 at TEX L 7-9	8/20 TEX L 3-4
7/10 at TEX W 6-5	8/21 TEX L 0-7
	8/22 TEX L 1-2

Last Minnesota Sweep

at MIN	at TEX
3-Game	September 3-5, 2010
4-Game	June 18-20, 2021
	August 15-18, 2019

Last Texas Sweep

at MIN	at TEX
3-Game	April 13-15, 2012
4-Game	July 8-10, 2003
	April 22-25, 1999
	June 26-28, 1987



1 Blue Jays Way, Suite 3200, Toronto, Ontario M5V 1J1
(416) 341-1000

Stadium (Capacity).....Rogers Centre (49,286), opened 1989
Dimensions (L-C-R).....328-400-328

Vice Chairman, Rogers Communications Inc.....Phil Lind
President & Chief Executive Officer.....Mark Shapiro
Executive Vice President, Baseball Operations/General Manager.....Ross Atkins
Field Manager.....John Schneider (Interim Manager)
Communications Advisor & Liaison.....Richard Griffin
Director, Communications.....Jessica Beard

2022 Record.....90-72, second place AL East (Wild Card Series)

2022 Twins vs. Toronto

6/3 at TOR W 9-3	8/4 TOR L 3-9
6/4 at TOR L 3-12	8/5 TOR W 6-5
6/5 at TOR W 8-6	8/6 TOR W 7-3
	8/7 TOR L 2-3

Last Minnesota Sweep

at MIN	at TOR
3-Game	July 26-28, 2002
4-Game	May 5-8, 2019
	July 21-23, 1979
	Never

Last Toronto Sweep

at MIN	at TOR
3-Game	September 6-8, 2013
4-Game	August 26-28, 2016
	August 3-6, 2015
	Never

TEXAS RANGERS

SERIES RESULTS, LAST 20 YEARS

YEAR	HOME	ROAD	TOTALS
2002	4-2	2-1	6-3
2003	3-0	2-4	5-4
2004	3-0	2-2	5-2
2005	2-4	1-2	3-6
2006	1-2	3-3	4-5
2007	5-1	2-1	7-2
2008	4-3	1-2	5-5
2009	2-1	4-3	6-4
2010	6-0	1-3	7-3
2011	3-1	2-2	5-3
2012	0-3	2-5	2-8
2013	2-2	2-1	4-3
2014	1-3	1-2	2-5
2015	2-1	1-2	3-3
2016	2-1	3-1	5-2
2017	2-2	2-1	4-3
2018	1-2	1-2	1-2
2019	2-1	4-0	6-1
2021	1-3	3-0	4-3
2022	1-3	1-2	2-5
ALL-TIME*	150-129	132-153	282-282

*excludes 1961-1971 vs. Washington Senators

Won-Lost Record at Stadium

Metropolitan Stadium (1972-1981).....42-37
Metrodome (1982-2009).....85-70
Target Field (2010-present).....23-22
Arlington Stadium (1972-1993).....71-86
Globe Life Park in Arlington (1994-2019).....57-65
Globe Life Field (2021-present).....4-2

TORONTO BLUE JAYS

SERIES RESULTS, LAST 20 YEARS

YEAR	HOME	ROAD	TOTALS
2002	3-0	3-1	6-1
2003	0-3	3-0	3-3
2004	2-1	2-1	4-2
2005	2-1	2-1	4-2
2006	1-3	1-2	2-5
2007	4-3	0-3	4-6
2008	0-3	0-3	0-6
2009	1-3	2-2	3-5
2010	1-3	2-3	3-6
2011	0-3	1-2	1-5
2012	2-2	0-3	2-5
2013	0-3	1-2	1-5
2014	2-1	2-1	4-2
2015	2-1	0-4	2-5
2016	1-3	0-3	1-6
2017	2-2	2-1	4-3
2018	1-2	3-0	4-2
2019	1-3	3-0	4-3
2021	2-2	1-2	3-4
2022	2-2	2-1	4-3
SINCE '61	98-111	82-119	180-230

Won-Lost Record at Stadium

Metropolitan Stadium (1961-1981).....20-5
Metrodome (1982-2009).....62-79
Target Field (2010-present).....16-26
Exhibition Stadium (1977-May 1989).....30-40
Rogers Centre (June 1989-present).....52-80



ARIZONA DIAMONDBACKS

401 East Jefferson St., Phoenix, AZ 85004
(602) 462-6500

Stadium (Capacity).....Chase Field (48,405), opened 1998
Dimensions (L-C-R).....330-407-335

Managing General Partner.....Ken Kendrick
President & Chief Executive Officer.....Derrick Hall
Executive Vice President & General Manager.....Mike Hazen
Field Manager.....Torey Lovullo (6th season w/ARI)
Senior Director, Player and Media Relations.....Casey Wilcox
Director, Player and Media Relations.....Pat O'Connell

2022 Record.....74-88, fourth place NL West

2022 Twins vs. Arizona

6/17 at ARI L 2-7
6/18 at ARI W 11-1
6/19 at ARI L 1-7

Last Minnesota Sweep **at MIN** **at ARI**
2-Game Never Never
3-Game August 18-20, 2017 Never

Last Arizona Sweep **at MIN** **at ARI**
2-Game Never Never
3-Game Never May 20-22, 2011

ALL-TIME SERIES RESULTS

YEAR	HOME	ROAD	TOTALS
2003	1-2	- -	1-2
2004	- -	2-1	2-1
2005	- -	2-1	2-1
2008	3-0	- -	3-0
2011	- -	0-3	0-3
2014	2-1	- -	2-1
2017	3-0	- -	3-0
2022	- -	1-2	1-2
ALL-TIME	9-3	5-7	14-10

Won-Lost Record at Stadium

Metrodome (2002-2008) 4-2
Target Field (2014-present) 5-1
Chase Field (2004-present) 5-7



ATLANTA BRAVES

755 Battery Avenue, SE, Atlanta, GA 30339-3017
(404) 614-1463

Stadium (Capacity).....Truist Park (41,184), opened 2017
Dimensions (L-C-R).....335-400-325

Chairman.....Terry McGuirk
President and CEO, Atlanta Braves.....Derek Schiller
President, Baseball Operations and General Manager.....Alex Anthopoulos
Field Manager.....Brian Snitker (7th season w/ATL)
Vice President, Communications.....Beth Marshall
Director, Baseball Communications.....Jonathan Kerber
Manager, Baseball Communications.....Jared Burleyson

2022 Record.....101-61, first place NL East

2019 Twins vs. Atlanta

8/5 ATL W 5-3
8/6 ATL L 7-12
8/7 ATL L 7-11

Last Minnesota Sweep **at MIN** **at ATL**
2-Game Never August 16-17, 2016
3-Game June 12-14, 2007 Never

Last Atlanta Sweep **at MIN** **at ATL**
2-Game July 26-27, 2016 Never
3-Game Never May 20-22, 2013

ALL-TIME SERIES RESULTS

YEAR	HOME	ROAD	TOTALS
2002	1-2	- -	1-2
2007	3-0	- -	3-0
2010	1-2	- -	1-2
2013	- -	0-3	0-3
2016	0-2	2-0	2-2
2019	1-2	- -	1-2
ALL-TIME	6-8	2-3	8-11

Won-Lost Record at Stadium

Metrodome (2002-07) 4-2
Target Field (2010-present) 2-6
Turner Field (2013-16) 2-3



1060 West Addison St., Chicago, IL 60613-4397
(773) 404-2827

Stadium (Capacity).....Wrigley Field (41,268), opened 1914
Dimensions (L-C-R).....355-400-353

Chairman.....Tom Ricketts
President, Baseball Operations.....Jed Hoyer
General Manager.....Carter Hawkins
Field Manager.....David Ross (3rd season w/CHC)
Senior Vice President, Communications.....Julian Green
Director, Media Relations.....Jason Carr

2022 Record.....74-88, third place NL Central

2021 Twins vs. Chicago

8/31.....CHC.....L.....1-3
9/1.....CHC.....L.....0-3
9/21.....at CHC.....W.....9-5
9/22.....at CHC.....W.....5-4

Last Minnesota Sweep.....at MIN.....at CHC
2-Game.....Never.....September 21-22, 2021
3-Game.....June 23-25, 2006.....Never

Last Chicago Sweep.....at MIN.....at CHC
2-Game.....August 31-September 1, 2021.....Never
3-Game.....Never.....June 29-July 1, 2018

CHICAGO CUBS

ALL-TIME SERIES RESULTS

YEAR	HOME	ROAD	TOTALS
1997	--	1-2	1-2
1998	2-1	--	2-1
1999	--	1-2	1-2
2000	1-2	--	1-2
2001	--	0-3	0-3
2006	3-0	--	3-0
2009	--	2-1	2-1
2012	2-1	--	2-1
2015	1-2	--	1-2
2018	--	0-3	0-3
2020	--	2-1	2-1
2021	0-2	2-0	2-2
ALL-TIME	9-8	6-12	17-20

Won-Lost Record at Stadium

Metrodome (1998-2006).....6-3
Target Field (2012-present).....3-3
Wrigley Field (1997-present).....6-12



100 Joe Nuxhall Way, Cincinnati, OH 45202
(513) 765-7800

Stadium (Capacity).....Great American Ball Park (42,271), opened 2003
Dimensions (L-C-R).....328-404-325

Chief Executive Officer.....Bob Castellini
Vice President, General Manager.....Nick Krall
Field Manager.....David Bell (4th season w/CIN)
Vice President, Media Relations.....Rob Butcher
Director, Media Relations.....Larry Hermis
Director, Media Relations, Digital Content.....Jamie Ramsey

2022 Record.....62-100, fourth place NL Central

2021 Twins vs. Cincinnati

6/21.....CIN.....W.....7-5
6/22.....CIN.....L.....7-10
8/3.....at CIN.....W.....7-5
8/4.....at CIN.....L.....5-6

Last Minnesota Sweep.....at MIN.....at CIN
2-Game.....Never.....Never
3-Game.....July 7-8, 2001.....Never

Last Cincinnati Sweep.....at MIN.....at CIN
2-Game.....Never.....Never
3-Game.....Never.....June 2-4, 2000

CINCINNATI REDS

ALL-TIME SERIES RESULTS

YEAR	HOME	ROAD	TOTALS
1997	2-1	--	2-1
1998	--	1-2	1-2
1999	2-1	--	2-1
2000	--	0-3	0-3
2001	3-0	--	3-0
2012	--	2-1	2-1
2015	--	1-2	1-2
2018	1-2	--	1-2
2020	1-2	--	1-2
2021	1-1	1-1	2-2
ALL-TIME	10-7	5-9	15-16

Won-Lost Record at Stadium

Metrodome (1997-2001).....7-2
Target Field (2018-present).....3-5
Cinergy Field (1998-2000).....1-5
Great American Ball Park (2012-present).....4-4



COLORADO ROCKIES

2001 Blake Street, Denver, CO 80205
(303) 292-0200

Stadium (Capacity)..... Coors Field (50,144), opened 1995
Dimensions (L-C-R)..... 347-415-350

Owner, Chairman & CEO..... Richard L. Monfort
Senior Vice President & General Manager..... Bill Schmidt
Field Manager..... Bud Black (6th season w/COL)
Vice President, Communications & Marketing..... Alyssa Bruno
Director, Communications..... Cory Little

2022 Record..... 68-94, fifth place NL West

2022 Twins vs. Colorado

6/24..... COL..... L..... 0-1
6/25..... COL..... W..... 6-0
6/26..... COL..... W..... 6-3

Last Minnesota Sweep..... at MIN..... at COL
2-Game..... Never..... Never
3-Game..... Never..... Never

Last Colorado Sweep..... at MIN..... at COL
2-Game..... Never..... Never
3-Game..... Never..... Never



LOS ANGELES DODGERS

1000 Vin Scully Avenue, Los Angeles, CA 90012
(323) 224-1301

Stadium (Capacity)..... Dodger Stadium (56,000), opened 1962
Dimensions (L-C-R)..... 330-395-330

Chairman & Owner..... Mark Walter
President & Chief Executive Officer..... Stan Kasten
President, Baseball Operations..... Andrew Friedman
Executive Vice President & General Manager..... Brandon Gomes
Senior Vice President, Baseball Operations..... Josh Byrnes
Field Manager..... Dave Roberts (7th season w/LAD)
Senior Director, Public Relations..... Joe Jareck
Director, Player Relations & Publicity..... Juan Dorado

2022 Record..... 111-51, first place NL West

2022 Twins vs. Los Angeles

4/12..... LAD..... L..... 2-7..... 8/9..... at LAD..... L..... 3-10
4/13..... LAD..... L..... 0-7..... 8/10..... at LAD..... L..... 5-8

Last Minnesota Sweep..... at MIN..... at LAD
2-Game..... Never..... Never
3-Game..... June 26-28, 2006..... Never

Last Los Angeles Sweep..... at MIN..... at LAD
2-Game..... April 12-13, 2022..... August 9-10, 2022
3-Game..... April 30-May 1, 2014..... July 24-26, 2017

ALL-TIME SERIES RESULTS

YEAR	HOME	ROAD	TOTALS
2003	2-1	- -	2-1
2008	- -	1-2	1-2
2010	2-1	- -	2-1
2014	- -	2-1	2-1
2017	1-2	- -	1-2
2022	2-1	- -	2-1
ALL-TIME	7-5	3-3	10-8

Won-Lost Record at Stadium

Metrodome (2003)..... 2-1
Target Field (2010-present)..... 5-4
Coors Field (2008-present)..... 3-3

ALL-TIME SERIES RESULTS

YEAR	HOME	ROAD	TOTALS
2005	- -	1-2	1-2
2006	3-0	- -	3-0
2011	2-1	- -	2-1
2014	0-3	- -	0-3
2017	- -	0-3	0-3
2022	0-2	0-2	0-4
ALL-TIME	5-6	1-7	6-13

Won-Lost Record at Stadium

Metrodome (2006)..... 3-0
Target Field (2011-present)..... 2-6
Dodger Stadium (2005-present)..... 1-7



501 Marlins Way, Miami, FL 33125
(305) 480-1300

Stadium (Capacity).....loanDepot Park (37,446), opened 2012
Dimensions (L-C-R).....344-400-335

Chairman and Principal Owner.....Bruce Sherman
Chief Executive Officer.....TBA
General Manager.....Kim Ng
Field Manager.....Don Mattingly (7th season w/ MIA)
Senior Vice President, Communications and Outreach.....Jason Latimer
Director, Communications.....Jon Erik Alvarez

2022 Record.....62-100, fifth place NL East

2019 Twins vs. Miami

7/30.....at MIA.....W.....2-1
7/31.....at MIA.....W.....7-4
8/1.....at MIA.....L.....4-5

Last Minnesota Sweep.....at MIN.....at MIA
2-Game.....Never.....Never
3-Game.....Never.....Never

Last Miami Sweep.....at MIN.....at MIA
2-Game.....Never.....June 25-26, 2013
3-Game.....Never.....Never

MIAMI MARLINS

ALL-TIME SERIES RESULTS

YEAR	HOME	ROAD	TOTALS
2002	2-1	-	2-1
2007	-	2-1	2-1
2013	1-1	0-2	1-3
2016	2-1	-	2-1
2019	-	2-1	2-1
ALL-TIME	5-3	4-4	9-7

Won-Lost Record at Stadium

Metrodome (2002).....2-1
Target Field (2013-present).....3-2
Dolphin Stadium (2007).....2-1
Marlins Park (2013-present).....2-3



One Brewers Way, Milwaukee, WI 53214
(414) 902-4500

Stadium (Capacity).....American Family Field (41,700), opened 2001
Dimensions (L-C-R).....344-400-345

Chairman and Principal Owner.....Mark Attanasio
President, Baseball Operations.....David Stearns
Senior Vice President and General Manager.....Matt Arnold
Field Manager.....Craig Counsell (8th season w/MIL)
Senior Director, Media Relations.....Mike Vassallo
Senior Coordinator, Media Relations.....Andrew Gruman

2022 Record.....86-76, second place NL Central

2022 Twins vs. Milwaukee

7/12.....MIL.....L.....3-6.....8/27.....at MIL.....L.....6-7
7/13.....MIL.....W.....4-1.....8/28.....at MIL.....L.....4-10

Last Minnesota Sweep.....at MIN.....at MIL
2-Game.....August 7-8, 2017.....August 9-10, 2017
3-Game.....May 22-24, 2009.....September 15-17, 1978

Last Milwaukee Sweep.....at MIN.....at MIL
2-Game.....June 24-25, 1998.....August 27-28, 2022
3-Game.....July 8-10, 1988.....July 2-4, 2018
4-Game.....May 17-20, 1996.....August 24-27, 1995

MILWAUKEE BREWERS

SERIES RESULTS, LAST 20 YEARS

YEAR	HOME	ROAD	TOTALS
2002	2-1	2-1	4-2
2003	2-1	1-2	3-3
2004	1-2	1-2	2-4
2005	2-1	1-2	3-3
2006	3-0	2-1	5-1
2007	1-2	2-1	3-3
2008	2-1	2-1	4-2
2009	3-0	2-1	5-1
2010	2-1	0-3	2-4
2011	2-1	0-3	2-4
2012	1-2	2-1	3-3
2013	2-0	2-0	4-0
2014	1-1	1-1	2-2
2015	1-2	1-2	2-4
2016	1-1	1-1	2-2
2017	2-0	2-0	4-0
2018	1-2	0-3	1-5
2019	1-1	1-1	2-2
2020	2-1	2-1	4-2
2021	2-1	2-1	4-2
2022	1-1	0-2	1-3
ALL-TIME*	128-107	112-124	240-231

*excludes 1969 vs. Seattle Pilots

Won-Lost Record at Stadium

Metropolitan Stadium (1970-1981).....41-35
Metrodome (1982-2009).....68-58
Target Field (2010-present).....19-14
Milwaukee County Stadium (1970-2000).....83-93
American Family Field (2001-present).....29-31



NEW YORK METS

41 Seaver Way, Flushing, NY 11368
(718) 565-4330

Stadium (Capacity)..... Citi Field (41,922), opened 2009
Dimensions (L-C-R)..... 335-408-330

Owner, Chairman & Chief Executive Officer..... Steven A. Cohen
President..... Sandy Alderson
General Manager..... Billy Eppler
Field Manager..... Buck Showalter (1st season w/ NYM)
Vice President, Communications..... Harold Kaufman
Senior Director, Communications..... Ethan Wilson
Director, Communications & Publications..... Zach Weber

2022 Record..... 101-61, tied-first place NL East (Wild Card Series)

2019 Twins vs. New York
4/9 at NYM..... W..... 14-8 7/16 NYM..... L..... 2-3
4/10 at NYM..... L..... 6-9 7/17 NYM..... L..... 4-14

Last Minnesota Sweep at MIN at NYM
2-Game..... Never..... Never
3-Game..... June 8-10, 2004..... Never

Last New York Sweep at MIN at NYM
2-Game..... July 16-17, 2019..... Never
3-Game..... April 12-13, August 19, 2013 September 16-18, 2016

ALL-TIME SERIES RESULTS

YEAR	HOME	ROAD	TOTALS
2002	--	1-2	1-2
2004	3-0	--	3-0
2007	--	2-1	2-1
2010	--	1-2	1-2
2013	0-3	--	0-3
2016	--	0-3	0-3
2019	0-2	1-1	1-3
ALL-TIME	3-5	5-9	8-14

Won-Lost Record at Stadium

Metrodome (2004)..... 3-0
Target Field (2013-present)..... 0-5
Shea Stadium (2002-2007)..... 3-3
Citi Field (2008-present)..... 2-6



PHILADELPHIA PHILLIES

One Citizens Bank Way, Philadelphia, PA 19148
(215) 463-6000

Stadium (Capacity)..... Citizens Bank Park (42,792), opened 2004
Dimensions (L-C-R)..... 329-401-330

Managing Partner..... John Middleton
President, Baseball Operations..... David Dombrowski
Vice President and General Manager..... Sam Fuld
Executive Vice President..... David Buck
Field Manager..... Rob Thomson (1st season w/ PHI)
Vice President, Baseball Communications..... Kevin Gregg
Director, Baseball Communications..... Chris Ware

2022 Record..... 87-75, third place NL East

2019 Twins vs. Philadelphia
4/5 at PHI..... L..... 4-10
4/6 at PHI..... W..... 6-2
4/7 at PHI..... L..... 1-2

Last Minnesota Sweep at MIN at PHI
2-Game..... Never..... Never
3-Game..... Never..... Never

Last Philadelphia Sweep at MIN at PHI
2-Game..... Never..... Never
3-Game..... Never..... Never

ALL-TIME SERIES RESULTS

YEAR	HOME	ROAD	TOTALS
2002	--	2-1	2-1
2004	1-2	--	1-2
2010	--	2-1	2-1
2012	1-2	--	1-2
2013	2-1	--	2-1
2016	2-1	--	2-1
2019	--	1-2	1-2
ALL-TIME	6-6	5-4	11-10

Won-Lost Record at Stadium

Metrodome (2004)..... 1-2
Target Field (2012-present)..... 5-4
Veterans Stadium (2002)..... 2-1
Citizens Bank Park (2010-present)..... 3-3



PITTSBURGH PIRATES

115 Federal Street, Pittsburgh, PA 15212
(412) 323-5000

Stadium (Capacity).....PNC Park (38,080), opened 2001
Dimensions (L-C-R).....325-399-320

Chairman of the Board.....Bob Nutting
President.....Travis Williams
General Manager.....Ben Cherington
Field Manager.....Derek Shelton (3rd season w/PIT)
Director, Baseball Communications.....Patrick Kurish
Director, Media Relations.....Dan Hart
Director, Player Relations/Pirates Hall of Fame & Historian.....Jim Trdinich

2022 Record.....62-100, fifth place NL Central

2021 Twins vs. Pittsburgh

4/23 PIT W 2-0
4/24 PIT L 2-6
4/25 PIT L 2-6

Last Minnesota Sweep at MIN at PIT
2-Game August 3-4, 2020 May 19-20, 2015
3-Game Never June 16-18, 2006

Last Pittsburgh Sweep at MIN at PIT
2-Game July 29-28, 2015 Never
3-Game Never Never

ALL-TIME SERIES RESULTS

YEAR	HOME	ROAD	TOTALS
1997	2-1	-	2-1
1998	-	1-2	1-2
1999	2-1	-	2-1
2000	-	1-2	1-2
2001	2-1	-	2-1
2006	-	3-0	3-0
2009	2-1	-	2-1
2012	-	1-2	1-2
2015	0-2	2-0	2-2
2018	2-0	1-1	3-1
2020	2-0	1-1	3-1
2021	1-2	-	1-2
ALL-TIME	13-8	10-8	23-16

Won-Lost Record at Stadium

Metrodome (1997-2009).....8-4
Target Field (2015-present).....5-4
Three Rivers Stadium (1998-2000).....2-4
PNC Park (2006-present).....8-4



700 Clark St., St. Louis, MO 63102
(314) 345-9600

Stadium (Capacity).....Busch Stadium (44,309), opened 2006
Dimensions (L-C-R).....336-400-335

Chairman & Chief Executive Officer.....William O. DeWitt, Jr.
President of Baseball Operations.....John Mozeliak
Vice President/General Manager.....Michael Girsch
Field Manager.....Oliver Marmol (1st season w/ STL)
Director, Communications.....Brian Bartow
Manager, Baseball Communications.....Michael Whitty

2022 Record.....93-69, first place NL Central

2021 Twins vs. St. Louis

7/30 at STL L 1-5
7/31 at STL W 8-1
8/1 at STL L 3-7

Last Minnesota Sweep at MIN at STL
2-Game July 28-29, 2020 May 7-8, 2018
3-Game Never Never

Last St. Louis Sweep at MIN at STL
2-Game Never June 15-16, 2015
3-Game Never July 15-17, 2001

ALL-TIME SERIES RESULTS

YEAR	HOME	ROAD	TOTALS
1997	-	0-3	0-3
1998	2-1	-	2-1
1999	-	2-1	2-1
2000	2-1	-	2-1
2001	-	0-3	0-3
2009	-	2-1	2-1
2015	2-0	0-2	2-2
2018	1-1	2-0	3-1
2020	2-0	1-1	3-1
2021	-	1-2	1-2
ALL-TIME	9-3	8-13	17-16

Won-Lost Record at Stadium

Metrodome (1998-2000).....4-2
Target Field (2015-present).....5-1
Busch Stadium II (1997-2001).....2-7
Busch Stadium III (2006-present).....6-6



SAN DIEGO PADRES

100 Park Boulevard, San Diego, CA 92101
(619) 795-5000

Stadium (Capacity).....PETCO Park (40,019), opened 2004
Dimensions (L-C-R).....336-396-322

Chairman.....Peter Seidler
President, Baseball Operations & General Manager.....A.J. Preller
Field Manager.....Bob Melvin (1st season w/ SD)
Director, Media Relations & Baseball Information.....Darren Feeney
Manager, Media Relations & Baseball Information.....JP Nolan

2022 Record.....89-73, second place NL West

2022 Twins vs. San Diego

7/29 at SD L 1-10
7/30 at SD W 7-4
7/31 at SD L 2-3

Last Minnesota Sweep.....at MIN.....at SD
2-Game.....September 12-13, 2017.....May 20-21, 2014
3-Game.....June 17-19, 2011.....June 24-26, 2008

Last San Diego Sweep.....at MIN.....at SD
2-Game.....Never.....Never
3-Game.....Never.....Never

ALL-TIME SERIES RESULTS

YEAR	HOME	ROAD	TOTALS
2003	- -	2-1	2-1
2005	1-2	- -	1-2
2008	- -	3-0	3-0
2011	3-0	- -	3-0
2014	1-1	2-0	3-1
2017	2-0	1-1	3-1
2022	- -	1-2	1-2
TOTALS	7-3	9-4	16-7

Won-Lost Record at Stadium

Metrodome (2005).....1-2
Target Field (2011-present).....6-1
Qualcomm Stadium (2003).....2-1
PETCO Park (2008-present).....7-3



SAN FRANCISCO GIANTS

24 Willie Mays Plaza, San Francisco, CA 94107
(415) 972-2000

Stadium (Capacity).....Oracle Park (41,331), opened 2000
Dimensions (L-C-R).....339-391-309

President of Baseball Operations.....Farhan Zaidi
General Manager.....Scott Harris
Field Manager.....Gabe Kapler (3rd season w/SF)
Vice President, Media Relations.....Matt Chisholm
Manager, Media Relations.....Megan Brown
Manager, Baseball Information.....Mike Passanisi

2022 Record.....81-81, third place NL West

2022 Twins vs. San Francisco

8/26 SF W 9-0
8/27 SF W 3-2
8/28 SF W 8-3

Last Minnesota Sweep.....at MIN.....at SF
2-Game.....Never.....Never
3-Game.....August 26-28, 2022.....Never

Last San Francisco Sweep.....at MIN.....at SF
2-Game.....Never.....Never
3-Game.....May 23-25, 2014

ALL-TIME SERIES RESULTS

YEAR	HOME	ROAD	TOTALS
2003	- -	2-1	2-1
2005	1-2	- -	1-2
2011	- -	1-2	1-2
2014	- -	0-3	0-3
2017	- -	2-1	2-1
2022	- -	- -	- -
ALL-TIME	1-2	5-7	6-9

Won-Lost Record at Stadium

Metrodome (2005).....1-2
AT&T Park (2003-present).....5-7



WASHINGTON NATIONALS

1500 South Capitol St., S.E., Washington, D.C. 20003
(202) 640-7000

Stadium (Capacity)..... Nationals Park (41,313), opened 2008
Dimensions (L-C-R)..... 336-402-335

Managing Principal Owner..... Mark D. Lerner
President of Baseball Operations/General Manager..... Mike Rizzo
Field Manager..... Dave Martinez (5th season w/WAS)
Senior Vice President, Chief Communications Officer..... Jennifer Giglio
Director, Communications..... Kyle Brostowitz

2022 Record..... 55-107, fifth place NL East

2019 Twins vs. Washington

9/10 WAS W 5-0
9/11 WAS L 2-6
9/12 WAS L 6-12

Last Minnesota Sweep **at MIN** **at WAS**
2-Game Never Never
3-Game June 17-19, 2008 June 15-17, 2004 (Montreal).

Last Washington Sweep **at MIN** **at WAS**
2-Game Never Never
3-Game Never April 22-24, 2016

ALL-TIME SERIES RESULTS

YEAR	HOME	ROAD	TOTALS
2004	- -	3-0 (MTL)	3-0
2007	1-2	- -	1-2
2008	3-0	- -	3-0
2013	- -	1-2	1-2
2016	- -	0-3	0-3
2019	1-2	- -	1-2
TOTALS*	5-4	1-5	6-9

*excludes 2004 at Montreal Expos

Won-Lost Record at Stadium

Metrodome (2007-08) 4-2
Target Field (2019-present) 1-2
Olympic Stadium in Montreal (2004) 3-0
Nationals Park (2013-present) 1-2

TOP ACTIVE OPPOSITION VS. TWINS

BATTING AVERAGE (MIN. 100 AB)

1. Josh Donaldson392
2. Amed Rosario358
3. Xander Bogaerts356
4. Andrew Bentintendi355
5. Didi Gregorius345
6. Jose Altuve342
7. Carlos Correa339
8. Robinson Canó328
9. Trey Mancini327
10. Manny Machado327

HITTERS

HOME RUNS

1. Miguel Cabrera 46
2. Carlos Santana 31
3. Salvador Perez 31
4. José Abreu 28
5. Nelson Cruz 22
6. Mike Moustakas 21
7. José Ramírez 21
8. Josh Donaldson 19
9. Y. Gomes, Lindor 17
Longoria 17

HITS

1. Miguel Cabrera 262
2. Salvador Pérez 180
3. José Abreu 177
4. Carlos Santana 175
5. Alcides Escobar 165
6. Michael Brantley 155
7. José Ramírez 154
8. Eric Hosmer 134
9. Whit Merrifield 127
10. Robinson Canó 123

WINS

1. Justin Verlander 22
2. Chris Sale 11
David Price 11
4. Corey Kluber 10
5. Danny Duffy 9
Max Scherzer 9
7. Matthew Boyd 8
Lucas Giolito 8
9. Archer, Bieber 7
Carrasco, Quintana 7

PITCHERS

STRIKEOUTS

1. Justin Verlander 268
2. Chris Sale 176
3. Corey Kluber 167
4. Carlos Carrasco 130
5. Matthew Boyd 126
6. Danny Duffy 125
7. Jose Quintana 124
8. David Price 123
9. Anibal Sanchez 121
10. Zack Greinke 117

ERA (MIN. 75.0 IP)

1. David Price 2.56
2. Justin Verlander 2.76
3. Mike Clevinger 3.13
4. Danny Duffy 3.15
5. Shane Bieber 3.20
6. Corey Kluber 3.33
7. Anibal Sanchez 3.90
8. Chris Sale 3.91
9. José Quintana 4.05
10. Carlos Carrasco 4.12

2022 TWINS INTERLEAGUE PLAY

DATE	OPPONENT	W/L	SCORE	WINNER	LOSER	ATTENDANCE	RECORD	ALL-TIME
4/12	Los Angeles-NL	L	2-7	Hudson	Pagan	16,732	0-1	242-221
4/13	Los Angeles-NL	L	0-7	Kershaw	Paddock	17,101	0-2	242-222
6/17	at Arizona	L	2-7	Bumgarner	Smeltzer	26,351	0-3	242-223
6/18	at Arizona	W	11-1	Bundy	Weaver	24,338	1-3	243-223
6/19	at Arizona	L	1-7	Kelly	Archer	30,690	1-4	243-224
6/24	Colorado	L	0-1	Marquez	Bundy	24,643	1-5	243-225
6/25	Colorado	W	6-0	Archer	Senzatela	24,578	2-5	244-225
6/26	Colorado	W	6-3	Ryan	Feltner	28,048	3-5	245-225
7/12	Milwaukee	L	3-6	Gustave	Winder	37,183	3-6	245-226
7/13	Milwaukee	W	4-1	Duran	Hader	38,802	4-6	246-226
7/26	at Milwaukee	L	6-7	Hader	Duffey	28,596	4-7	246-227
7/27	at Milwaukee	L	4-10	Burnes	Archer	36,914	4-8	246-228
7/29	at San Diego	L	1-10	Snell	Ryan	43,171	4-9	246-229
7/30	at San Diego	W	7-4	Gray	Musgrove	39,574	5-9	247-229
7/31	at San Diego	L	2-3	Manaea	Bundy	37,336	5-10	247-230
8/9	at Los Angeles-NL	L	3-10	Urias	Ryan	47,874	5-11	247-231
8/10	at Los Angeles-NL	L	5-8	Price	Fulmer	53,432	5-12	247-232
8/26	San Francisco	W	9-0	Ryan	Wood	25,246	6-12	248-232
8/27	San Francisco	W	3-2	Duran	Leone	27,570	7-12	249-232
8/28	San Francisco	W	8-3	Smeltzer	Junis	25,285	8-12	250-232

TWINS INTERLEAGUE PLAY RECORD BY YEAR

1997.....	7-8	2010.....	8-10
1998.....	7-9	2011.....	8-10
1999.....	10-7	2012.....	9-9
2000.....	7-11	2013.....	8-12
2001.....	9-9	2014.....	9-11
2002.....	10-8	2015.....	8-12
2003.....	10-8	2016.....	8-12
2004.....	11-7	2017.....	13-7
2005.....	8-10	2018.....	8-12
2006.....	16-2	2019.....	8-12
2007.....	11-7	2020.....	13-7
2008.....	14-4	2021.....	10-10
2009.....	12-6	2022.....	8-12



TWINS INTERLEAGUE PLAY HISTORY

PITCHERS HITTING

YEAR	AVG	AB	R	H	2B	3B	HR	RBI	SH	SF	BB	SO
1999	.056	18	0	1	0	0	0	0	0	0	3	8
2000	.176	17	1	3	2	0	0	0	2	0	0	9
2001	.353	17	2	6	2	0	0	1	1	0	0	4
2002	.227	22	0	5	0	0	0	1	1	0	1	6
2003	.200	20	1	4	0	0	0	0	5	0	2	7
2004	.143	21	0	3	0	0	0	2	2	0	0	8
2005	.091	22	1	2	0	0	0	0	2	0	0	5
2006	.105	19	1	2	0	0	0	1	3	0	1	10
2007	.080	25	2	2	1	1	0	1	5	0	1	5
2008	.277	18	2	5	1	0	0	3	5	0	0	5
2009	.000	21	0	0	0	0	0	0	5	0	1	10
2010	.176	17	0	3	0	0	0	0	5	0	0	9
2011	.150	20	0	3	1	0	0	1	0	0	1	7
2012	.053	19	1	1	0	0	0	1	1	0	1	11
2013	.053	19	0	1	0	0	0	0	4	0	0	11
2014	.091	22	0	2	1	0	0	1	0	0	0	14
2015	.150	20	0	3	0	0	0	0	0	0	0	10
2016	.125	24	1	3	0	0	0	0	2	0	2	14
2017	.174	23	3	4	1	0	0	5	1	0	0	8
2018	.100	20	2	2	0	0	0	0	2	0	0	10
2019	.000	14	2	0	0	0	0	0	3	0	2	8
2020	---	---	---	---	---	---	---	---	---	---	---	---
2021	.118	17	1	2	0	0	0	0	1	0	0	10
TOTALS	.138	465	21	64	9	1	0	18	49	0	13	203

**Universal DH implemented prior to 2022 season

TEAM RECORDS

Last Minnesota Sweep.....	3-0, August 26-28 vs. SF
Last Sweep of Minnesota.....	0-2, August 9-10 at LAD
Largest Margin, Victory.....	16 runs, 9/12/17 vs. SD (16-0)
Largest Margin, Defeat.....	15 runs, 6/27/11 vs. LAD (0-15)
Most Runs Scored.....	16, 2x, last 9/12/17 vs. SD
Most Runs Allowed.....	16, 2x, last 4/12/13 vs. NYM
Twins Home Record.....	138-102
Twins Road Record.....	112-130
Winning Streak.....	12, 6/22/06-5/19/07
Losing Streak.....	7, 6/13/13-5/1/14

INDIVIDUAL HIGHS

PITCHING

WINS, Career.....	16, J. Santana
Season.....	5, Liriano (2006)
LOSSES, Career.....	11, Radke
Season.....	4, Radke (2005)
SAVES, Career.....	27, Nathan
Season.....	6, 7x, last Perkins (2015)
STRIKEOUTS, Career.....	191, J. Santana
Season.....	43, Liriano (2006); E. Santana (2017)

HITTING

AVERAGE (min. 150 AB), Career.....	.350, Young
Season.....	.492, Mauer (2006)
HITS, Career.....	284, Mauer
Season.....	30, Mauer (2006)
HR, Career.....	33, Hunter
Season.....	9, Plouffe (2012); Garver (2019)
RBI, Career.....	123, Mauer
Season.....	20, Cuddyer (2006); Morneau (2006)

MINOR LEAGUES



MINOR LEAGUE INFORMATION

MINNESOTA TWINS – MINOR LEAGUE DEPT.

Target Field
1 Twins Way
Minneapolis, MN 55403
P: (612) 659-3811 F: (612) 659-4026



MINNESOTA TWINS – SPRING TRAINING

Lee County Sports Complex
14110 Six Mile Cypress Parkway
Fort Myers, FL 33912
P: (239) 479-6400

MINNESOTA TWINS PLAYER DEVELOPMENT STAFF

Vice President, Assistant General Manager.....	Jeremy Zoll
Vice President, Hitting Development & Procurement.....	Alex Hassan
Director, Player Development.....	Drew MacPhail
Assistant Director, Player Development.....	Tommy Bergians
Director, Minor League & High Performance Operations.....	Brian Maloney
Assistant Director, Florida & Dominican Republic Operations.....	Victor Gonzalez
Manager, Minor League Operations.....	Jason Davila
Director, Performance Nutrition.....	Kara Lynch
Performance Nutrition Assistant.....	Alana Widen
Supervisor, Language and Cultural Development.....	Linda Merlo
Manager, Baseball Technology.....	Tyler Schmitz
Coordinator, Baseball Technology.....	Kevin Marable
Minor League ATC Coordinator.....	Bryan Housand
Minor League Medical Administration Coordinator.....	Chad Jackson
Latin American Medical Coordinator.....	Axel Lopez
Minor League Strength and Conditioning Coordinator.....	David Rak
Rehab Pitching Coach.....	Anders Dzurak
Rehab Strength and Conditioning Coach.....	Colin Feikles
Minor League Physical Therapists.....	Nathan Denning, Christian Hintz, Danielle Honnette, Edwin Porras
Minor League Equipment Manager.....	Matt Cheesman

MINOR LEAGUE INSTRUCTORS

Minor League Field Coordinator.....	Kevin Morgan
Coordinator of Instruction.....	Edgar Varela
Assistant Coordinator of Instruction.....	Julio Borbón
Minor League Pitching Coordinator.....	Justin Willard
Assistant Minor League Pitching Coordinator.....	Zach Bove
Special Projects Pitching Coordinator.....	Nat Ballenberg
Hitting Coordinator.....	Bryce Berg
Infield and Catching Coordinator.....	Tucker Frawley
Outfield Coordinator.....	Mike Quade

TWINS 2022 ORGANIZATIONAL STANDINGS

TEAM	LEAGUE	LEVEL	WON-LOST	STANDINGS	GB/GA
St. Paul	International	Triple-A	74-75 (West Division)	T-Fourth	-17.0
Wichita^	Texas	Double-A	78-59 (North Division)	First	+5.5
Cedar Rapids#	Midwest	High-A	73-58 (West Division)	T-First	+3.0
Fort Myers	Florida State	Low-A	69-59 (West Division)	First	+2.5
FCL Twins	Florida Complex	Rookie	25-30 (South Division)	Fourth	-14.0
DSL Twins	Dominican Summer	Rookie	32-28 (South Division)	Sixth	-9.0

^ Wichita lost to Frisco in the Texas League Championship Series, 2 games to 0.

Cedar Rapids lost to South Bend in the Western Division Championship Series, 2 games to 1.

2022 MLB ORGANIZATIONAL STANDINGS

RANK	TEAM	WON	LOST	PCT.
1.	Tampa Bay Rays	411	302	.576
2.	Colorado Rockies	395	325	.549
3.	New York Yankees	393	324	.549
4.	Los Angeles Dodgers	393	328	.545
5.	Minnesota Twins	351	309	.532
6.	Boston Red Sox	381	339	.529
7.	Cleveland Guardians	379	339	.528
8.	Los Angeles Angels	347	316	.523
9.	Detroit Tigers	376	344	.522
10.	San Diego Padres	345	316	.522

2022 MINOR LEAGUE RECAP



TRIPLE-A ST. PAUL (74-75, International League West Division) — The Saints went 74-75 in 2022, the club's second season of affiliated baseball following 28 seasons in the independent ranks. Similar to 2021, St. Paul saw a significant number of players cross the river between CHS Field and Target Field, as 13 players made their major league debuts for the Twins. St. Paul's offense proved to once again be a strength, as the club ranked second in the International League in runs-per-game (5.45), third in home runs (194) and runs scored (812), fourth in RBI (758) and fifth in total bases (2143). However, St. Paul's pitching staff wasn't as sharp, posting a 4.96 ERA, fifth highest in the International League, and plunking 91 batters, tied for second most in the league. The Saints also finished 10th in all of Minor League Baseball in attendance, drawing 473,911 fans to CHS Field. Prior to joining the Twins for most of the second half of the season, Jake Cave hit .273 (88-for-322) with 20 doubles, seven triples, 14 home runs and 57 RBI in 85 games for the Saints and posted a 49-game on-base streak from May 3-July 7, the fourth-longest such streak in the minors in 2022. Several of the Twins' top prospects shined for the Saints prior to debuting for the Twins; No. 2 prospect Royce Lewis hit .313 (41-for-131) with 12 doubles, one triple, five home runs, 14 RBI and a .405 on-base percentage in 34 games prior to debuting on May 6, while No. 10 prospect and St. Paul native Louie Varland went 1-1 with a 1.69 ERA (21.1 IP, 4 ER) with three walks and 27 strikeouts for St. Paul before debuting for Minnesota on September 17.



DOUBLE-A WICHITA (78-59, Texas League North Division) — The Wind Surge and manager Ramon Borrego made their second-straight Championship Series appearance, defeating Tulsa 2-0 in the Texas League North Division Championship Series before falling to Frisco, 0-2, in the Texas League Championship Series. After placing third in the North Division in the first half, the Wind Surge went 43-26 in the second half and finished first in the division in the regular season with a 78-59 final record. In fact, Wichita lost each of its first five games of the season but countered that with a subsequent seven-game winning streak, never falling below .500 after achieving the mark on April 19. Wichita's offense ranked second in the Texas League in stolen bases (170) and on-base percentage (.356), fourth in OPS (.783) and fifth in batting average (.261) and slugging percentage (.427). The Wind Surge's pitching staff held its own in the historically offense-heavy Texas League, leading the league in ERA (4.16) and ranking third in WHIP (1.41) and fourth in opponent batting average (.247). No. 10 prospect Louie Varland began his Minor League Player of the Year campaign in Wichita, going 7-4 with a 3.34 ERA (105.0 IP, 39 ER), 39 walks and 119 strikeouts in 20 games (19 starts) for the Wind Surge before being promoted to Triple-A on August 8. No. 14 prospect Edouard Julien spent the entire season with the Wind Surge, hitting .300 (120-for-400) with 19 doubles, three triples, 17 home runs, 67 RBI, 98 walks, 77 runs scored, a .441 on-base percentage and a .931 OPS, leading the Texas League in OBP and walks.



HIGH-A CEDAR RAPIDS (73-58, Midwest League West Division) — The Kernels matched South Bend for the best overall regular-season record 73-58. Cedar Rapids also went 43-23 in the first half, clinching their ninth-consecutive Postseason berth and third under manager Brian Dinkelmann, before falling to division rival South Bend, 1-2, in the West Division Championship Series. The Kernels' potent offense led the MWL in runs-per-game (5.19), runs scored (680) and RBI (629), while also ranking second in triples (38), home runs (150), slugging percentage (.403) and OPS (.732). Cedar Rapids' pitching staff also led the league in ERA (3.66) while ranking second in WHIP (1.24) and third in holds (48). Southpaw Brent Headrick emerged as one of the Kernels' best hurlers, going 8-2 with a 2.34 ERA (65.1 IP, 17 ER), 13 walks, 77 strikeouts and a .188 opponent batting average in 15 starts for Cedar Rapids prior to being promoted to Double-A on July 23. After beginning the season in Fort Myers, No. 11 prospect David Festa was promoted to the Kernels on May 16 and went 7-3 with a 2.71 ERA (79.2 IP, 24 ER), 28 walks and 75 strikeouts in 16 games (13 starts) for Cedar Rapids, including pitching 6.0 scoreless innings (2 H, 10 K) in the Kernels' playoff opener on September 13 in South Bend.



LOW-A FORT MYERS (69-59, Florida State League West Division) — The Mighty Mussels put together their ninth-straight winning campaign, winning the Florida State League West Division by going 69-59 (.539) in the regular season. This included a 41-23 (.641) mark in the first half, which secured Fort Myers' fourth Postseason berth in the last five seasons. However, the Mighty Mussels were defeated in the first round of the playoffs, dropping the FSL West Division Championship Series, 1-2, to Dunedin. During the regular season, Fort Myers led the FSL in walks (574), on-base percentage (.343) and OPS (.720), while ranking second in slugging percentage (.377), third in doubles (196), home runs (101), stolen bases (179), total bases (1481) and runs-per-game (4.52), tied for third in runs scored (579) and fourth in batting average (.236). Fort Myers' pitching staff also dominated, leading the league in ERA (3.52), runs-per-game (3.92) and shutouts (13), while ranking third in opponent batting average (.227). The staff shined on May 10, when David Festa (6.0 IP, 11 K), Jaylen Nowlin (2.0 IP, 3 K) and Hunter McMahon (1.0 IP) combined for the fifth no-hitter in Fort Myers history, in a 3-0 win over Palm Beach. Twins' No. 3 prospect Emmanuel Rodriguez put together a strong campaign for the Mighty Mussels in his second pro season, hitting .272 (37-for-136) with five doubles, three triples, nine home runs, 25 RBI, 57 walks, a .492 on-base percentage and a 1.043 OPS in 47 games. No. 16 prospect Noah Miller ranked second in the FSL in walks (76), third in runs scored (62), sixth in on-base percentage (.348) and ninth in stolen bases (23).

FCL TWINS (25-30, Rookie, Florida Complex League) — The FCL Twins improved upon last year's seventh-place finish to place fourth in the Florida Complex League's South Division, with a 25-30 record. Offensively, the Twins hit the third-most home runs (37) and fourth-most doubles (88) in the FCL, while also ranking sixth in walks (259), seventh in total bases (603), ninth in slugging percentage (.351) and 10th in OPS (.685). Pitching-wise, the Twins led the FCL in strikeout-to-walk ratio (2.77) and ranked third in strikeouts (540), third in walks allowed (195), third in strikeouts-per-nine (10.5), third in walks-per-nine (3.8) and ninth in ERA (4.22). 2022 first-round draft pick Brooks Lee made his professional debut with the Twins on August 4 and hit .353 (6-for-17) with two doubles, three RBI and two runs scored in four games for the club before being promoted and beginning an ascent that saw him finish his first pro season in Double-A.

TWINS MINOR LEAGUE STADIUMS PLAYING DIMENSIONS & ATTENDANCE FIGURES

CITY	NAME	SURFACE	DIMENSIONS			2022 ATTENDANCE	
			LF	CF	RF	DATES	AVERAGE
St. Paul*	CHS Field	Natural	330'	402'	320'	473,911	72
Wichita	Riverfront Stadium	Natural	340'	400'	325'	220,528	66
Cedar Rapids	Veterans Memorial Stadium	Natural	315'	400'	325'	136,360	63
Fort Myers**	William H. Hammond Stadium	Natural	330'	405'	330'	86,987	55
Fort Myers (FCL Twins)	Lee County Sports Complex	Natural	330'	405'	330'		1,582

*St. Paul's home attendance total ranked 10th among all minor league teams

**Fort Myers tied Tampa for the minor league lead in Openings Lost in 2022, with 16



TRIPLE-A ST. PAUL

ST. PAUL SAINTS

International League (2nd year)

2022 Record: 74-75 (T-4th in West Division)

360 Broadway St.
St. Paul, MN 55101
(651) 644-3517
FAX: (651) 644-1627

Chairman & Co-Owner.....Marv Goldklang
President & Co-Owner.....Mike Veeck
Executive Vice President/General Manager.....Derek Sharrer
Executive Vice President.....Tom Whaley
Executive Vice President/Sales & Operations.....Chris Schwab
Vice President/Assistant General Manager.....Zane Heinzelman
Vice President/Director of Broadcasting & Media Relations.....Sean Aronson
Stadium.....CHS Field

Capacity.....7,210
Manager.....Toby Gardenhire
Hitting Coach.....Ryan Smith
Pitching Coach.....Cibney Bello
Defensive Coach.....Tyler Smarslok
Athletic Trainer.....Ben Myers, Allison Sosa
Strength and Conditioning Coach.....Cody Druin
Clubhouse Manager/Baseball Operations Assistant.....Matt Tramp

2022 ST. PAUL FINAL STATISTICS

PLAYER	AVG	G	AB	R	H	2B	3B	HR	RBI	SF	SH	HBP	BB	SO	SB	CS	E	OBP
Andrioli, J.	.197	74	233	32	46	8	0	13	36	0	0	0	49	101	13	7	2	.338
Bañuelos, D.	.204	32	181	25	37	5	0	8	33	0	0	0	18	53	0	0	0	.324
Beckford, A.	.413	34	126	18	52	6	0	5	31	0	0	0	14	30	2	0	0	.483
Beckham, T.	.219	30	126	18	52	6	0	5	31	0	0	0	14	30	2	0	0	.297
Berman, S.	.000	0	0	0	0	0	0	0	0	0	0	0	0	0	0	0	0	.000
Bishop, B.	.000	41	118	0	0	0	0	0	0	0	0	0	0	0	0	0	0	.000
Cave, J.	.223	85	322	63	88	20	0	14	50	0	0	0	43	93	10	0	2	.326
Colestano, G.	.000	0	0	0	0	0	0	0	0	0	0	0	0	0	0	0	0	.000
Contreras, M.	.297	102	376	64	89	21	0	15	59	0	0	0	37	125	23	0	3	.377
Fisher, D.	.158	27	95	13	15	5	0	3	13	0	0	0	12	37	0	0	0	.259
Garrick, K.	.000	0	0	0	0	0	0	0	0	0	0	0	0	0	0	0	0	.000
Geddy, J.	.150	43	157	13	27	5	0	3	14	0	0	0	13	46	0	0	0	.238
Hamilton, B.	.145	30	130	13	27	4	0	3	14	0	0	0	13	53	0	0	0	.210
Hamilton, C.	.233	62	206	34	48	10	0	4	43	0	0	0	43	87	0	0	2	.324
Helman, M.	.250	96	368	67	92	17	0	14	40	0	0	0	40	80	30	0	0	.320
Jayler, W.	.000	0	0	0	0	0	0	0	0	0	0	0	0	0	0	0	0	.000
Kirby, A.	.000	0	0	0	0	0	0	0	0	0	0	0	0	0	0	0	0	.000
Knight, K.	.355	35	131	33	47	7	0	10	32	0	0	0	22	26	1	0	2	.408
Knights, T.	.226	36	115	17	26	6	0	2	13	0	0	0	17	46	0	0	3	.306
Larnach, T.	.275	10	36	3	8	1	0	0	0	0	0	0	3	12	12	0	0	.405
Lewis, R.	.252	32	139	30	10	12	0	0	0	0	0	0	18	32	2	0	2	.405
Meredi, K.	.286	21	86	10	22	10	0	0	12	0	0	0	14	0	0	0	0	.395
Miranda, F.	.301	47	163	26	49	7	0	4	34	0	0	0	26	24	3	0	1	.407
Morales, R.	.200	102	392	70	111	28	0	14	60	0	0	0	34	102	12	0	20	.294
Negro, F.	.100	0	0	0	0	0	0	0	0	0	0	0	0	0	0	0	0	.100
Palacios, J.	.000	0	0	0	0	0	0	0	0	0	0	0	0	0	0	0	0	.000
Polanco, J.	.000	16	60	3	11	0	0	0	10	0	0	0	0	0	0	0	0	.000
Ramirez, J.	.000	0	0	0	0	0	0	0	0	0	0	0	0	0	0	0	0	.000
Robertson, D.	.182	0	0	0	0	0	0	0	0	0	0	0	0	0	0	0	0	.182
Rucker, W.	.348	17	88	22	32	3	0	0	0	0	0	0	13	10	0	0	0	.423
Sano, M.	.271	12	48	4	13	3	0	0	9	0	0	0	12	14	0	0	0	.374
Shuffield, D.	.274	0	0	0	0	0	0	0	0	0	0	0	0	0	0	0	0	.274
Sisco, C.	.194	0	0	0	0	0	0	0	0	0	0	0	0	0	0	0	0	.194
Soto, S.	.222	28	108	18	24	6	0	0	0	0	0	0	30	43	2	0	0	.320
Steel, S.	.227	48	178	20	43	10	0	0	0	0	0	0	28	53	2	0	3	.321
Sturgeon, C.	.247	48	174	20	43	10	0	0	0	0	0	0	15	52	0	0	3	.311
Terry, J.	.250	80	296	41	74	19	0	0	10	32	0	0	40	56	0	0	0	.348
Viza, J.	.000	0	0	0	0	0	0	0	0	0	0	0	0	0	0	0	0	.000
Walner, M.	.152	49	190	20	34	17	0	0	16	33	0	0	35	63	0	0	0	.260
Williams, C.	.142	4	21	2	4	0	0	0	0	0	0	0	4	11	0	0	0	.200
Yake, J.	.267	6	15	5	10	0	0	0	0	0	0	0	0	0	0	0	0	.394
TEAM TOTAL	.247	149	5015	812	1239	268	27	194	758	29	4	66	640	1405	136	29	119	.338
PITCHER	W	L	ERA	G	GS	CG	SH	SV	IP	H	R	ER	HR	BB	SO	WP	BK	BAA
Acosta, M.	0	0	0.00	1	0	0	0	0	2.0	1	0	0	0	0	0	0	0	.167
Balazovic, J.	0	1	7.39	22	21	0	0	0	70.2	102	5	58	3	20	35	7	6	.336
Bashir, J.	2	1	3.86	22	0	0	0	0	9.0	5	4	5	2	0	4	1	0	.200
Beck, T.	0	0	16.88	2	0	0	0	0	2.2	4	5	5	2	0	0	0	0	.333
Cano, Y.	1	1	1.90	20	0	0	0	3	23.2	16	6	5	2	1	6	25	0	.203
Cotton, J.	4	1	2.88	22	0	0	0	0	25.0	17	8	8	4	1	10	39	3	.187
Coulombe, D.	0	0	9.00	1	0	0	0	0	1.0	2	1	1	1	0	0	0	0	.400
Dobnak, R.	1	2	5.40	18	3	0	0	0	20.0	18	12	12	1	2	16	19	1	.240
Faria, J.	1	2	7.18	12	9	0	0	0	43.1	52	40	36	9	0	27	39	9	.297
Feliz, M.	3	2	7.19	18	0	0	0	2	24.2	32	20	8	9	0	27	24	1	.145
Gonzalez, C.	2	2	3.44	8	5	0	0	0	36.2	32	16	14	3	0	14	35	0	.237
Gore, J.	0	1	7.47	15	0	0	0	0	15.2	23	14	13	2	3	13	10	1	.354
Gossett, D.	2	2	8.63	13	5	0	0	0	32.1	47	34	31	6	1	21	23	6	.348
Hamilton, I.	2	3	1.88	23	0	0	0	0	28.2	16	9	6	3	2	3	36	3	.158
Heiler, B.	0	0	21.60	3	0	0	0	0	1.0	0	0	0	0	0	0	0	0	.000
Henriquez, R.	3	4	5.66	24	14	0	0	0	95.1	99	60	60	19	5	33	106	5	.266
Jax, G.	0	0	0.00	1	0	0	0	0	2.0	0	0	0	0	0	0	0	0	.000
Jewell, J.	0	0	5.68	9	0	0	0	0	12.2	12	11	8	1	1	6	17	1	.245
Jurado, A.	2	2	3.54	14	7	0	0	0	53.1	40	23	21	1	7	12	44	0	.211
Knight, N.	0	0	9.00	1	0	0	0	0	1.0	2	1	0	0	1	0	0	0	.400
Mason, R.	0	0	3.18	5	0	0	0	0	5.2	3	3	2	1	0	6	9	1	.150
Megill, T.	0	2	3.00	10	0	0	0	0	12.0	11	3	4	1	0	4	16	2	.282
Miraya, J.	0	2	6.98	22	0	0	0	4	40.0	41	33	31	6	10	20	4	0	.263
Moran, J.	1	1	6.00	20	0	0	0	0	24.0	25	16	16	2	2	14	43	5	.260
Mullenbach, M.	0	0	9.00	2	0	0	0	0	3.0	5	3	3	0	0	1	3	0	.385
Ober, B.	0	1	4.66	2	2	0	0	0	9.2	5	6	5	3	2	2	13	1	.147
Peacock, B.	3	3	3.38	20	0	0	0	8	21.1	14	10	8	3	0	10	22	0	.189
Petracka, J.	3	3	4.18	21	0	0	0	2	23.2	24	12	11	8	2	8	23	1	.253
Pinto, W.	3	4	7.09	22	0	0	0	0	26.2	36	17	9	2	0	20	33	2	.198
Ramirez, J.	3	3	0	5.66	16	2	0	0	35.0	24	22	2	6	4	21	28	3	.254
Rodriguez, D.	8	4	4.75	23	16	0	0	0	94.2	93	54	50	13	3	32	92	6	.254
Ryan, J.	0	0	0.00	1	0	0	0	0	3.0	1	0	0	0	0	0	4	0	.091
Sanchez, A.	3	2	3.80	10	10	0	0	0	47.1	43	24	20	7	9	15	33	1	.246
Sanchez, M.	6	4	4.24	28	13	0	0	0	91.1	78	45	43	12	3	26	70	7	.231
Sands, C.	0	6	5.55	19	13	0	0	0	61.2	78	42	38	9	5	16	70	1	.286
Schulter, A.	2	4	5.23	29	1	0	0	0	32.2	30	20	19	4	4	13	31	2	.256
Sisk, E.	4	3	5.08	11	0	0	0	0	34.2	19	11	8	0	4	18	43	3	.164
Smeltzer, D.	3	4	7.56	15	9	0	0	0	50.0	64	44	42	10	2	16	47	2	.309
Stewart, B.	0	1	6.14	7	0	0	0	0	7.1	9	6	5	2	1	1	11	1	.290
Strotman, D.	3	2	6.44	39	0	0	0	0	50.1	53	40	36	6	6	33	58	6	.266
Thielbar, C.	0	0	0.00	1	0	0	0	0	1.0	0	0	0	0	0	0	0	0	.000
Thornburg, T.	1	0	8.65	13	0	0	0	0	14.1	17	12	9	0	0	3	6	15	.288
Thorpe, L.	1	0	43.20	1	1	0	0	0	0.1	0	0	0	0	0	0	0	0	.045
Varland, L.	0	1	1.69	4	1	0	0	0	21.1	15	5	4	1	2	3	27	0	.192
Viza, T.	3	0	7.08	15	0	0	0	0	20.1	25	17	16</						



DOUBLE-A WICHITA

WICHITA WIND SURGE

Texas League (2nd year)

2022 Record: 78-59 (1st in North Division)

275 S. McLean Blvd.
Wichita, KS 67213
(316) 221-8000

Partner/CEO..... Jordan Kobritz
General Partner/Chief Financial Officer..... Matt White
Director of Facilities and Fan Experience..... Bob Moullette
Director of Broadcasting and Team Travel..... Tim Grubbs
Stadium..... Riverfront Stadium
Capacity..... 10,005

Manager..... Ramon Borrego
Hitting Coach..... Derek Shomon
Pitching Coaches..... Peter Larson
Pitching Coach..... Dan Urbina
Athletic Trainers..... Tyler Blair, Taylor Carpenter
Strength and Conditioning Coach..... John Gentile

2022 WICHITA FINAL STATISTICS

PLAYER	AVG	G	AB	R	H	2B	3B	HR	RBI	SF	SH	HBP	BB	SO	SB	CS	E	OBP	
Bechtold, A.	.238	87	320	43	76	13	0	14	41	1	0	0	45	93	2	1	9	.331	
Cabrera, L.	.223	83	256	35	57	11	1	7	27	0	0	4	28	89	6	3	0	.309	
Camargo, J.	.239	46	176	24	42	5	0	12	33	2	0	2	16	66	4	2	6	.306	
Encarnacion-Strand, C.	.333	13	54	11	18	2	1	5	17	0	0	2	4	14	1	1	2	.400	
Gray, S.	.091	7	22	2	2	0	0	1	1	0	0	0	4	10	0	0	1	.231	
Helman, M.	.278	39	144	34	40	6	2	6	20	1	0	0	21	32	10	0	3	.367	
Holland, W.	.235	31	98	21	23	1	2	3	14	0	0	2	17	39	11	2	0	.359	
Isola, A.	.286	58	210	33	60	9	0	10	40	4	0	1	32	45	0	1	5	.377	
Julien, E.	.300	113	400	77	120	19	3	17	67	4	0	6	98	125	19	7	9	.441	
Keirsey Jr., D.	.271	121	425	61	115	26	3	7	48	4	0	7	32	108	42	7	1	.329	
Knight, N.	.275	13	51	8	14	3	1	1	2	0	0	0	5	20	0	0	0	.339	
Larnach, T.	.125	2	8	1	1	0	0	1	3	0	0	0	1	3	0	0	0	.222	
Lee, B.	.375	2	8	1	3	0	0	0	0	0	0	0	0	2	0	0	0	.375	
Martin, A.	.241	90	336	59	81	13	3	2	32	2	0	21	47	54	34	5	19	.367	
Merrell, K.	.265	32	102	16	27	3	0	4	12	2	2	1	11	17	2	2	2	.336	
Morales, R.	.333	5	21	5	7	1	0	0	3	0	0	0	3	2	1	0	1	.417	
Ortega, D.	.238	43	168	17	40	8	1	2	24	0	0	2	15	51	4	0	4	.308	
Ozoria, D.	.226	22	62	7	14	1	0	0	6	0	3	0	3	20	3	2	7	.262	
Prato, A.	.294	87	296	51	87	22	3	3	31	3	1	11	45	71	10	2	6	.403	
Sabato, A.	.179	23	84	13	15	4	0	5	18	2	0	3	10	31	2	0	0	.283	
Schmidt, K.	.180	27	100	8	18	0	0	1	10	0	0	3	6	34	0	0	1	.248	
Severino, Y.	.273	37	143	19	39	8	0	8	25	2	0	1	14	48	0	1	4	.338	
Steer, S.	.307	35	137	27	42	13	1	8	30	1	0	4	14	23	1	3	4	.385	
Sturgeon, C.	.249	67	261	37	65	9	0	8	46	2	0	3	26	45	4	2	1	.322	
Tatum, D.	.222	2	9	2	2	1	0	0	2	0	0	0	3	0	0	0	0	.222	
Taylor, K.	.037	9	27	3	1	0	0	0	0	0	0	0	5	14	0	0	0	.188	
Wallner, M.	.299	78	268	61	80	15	1	21	64	5	0	7	62	107	8	5	5	.436	
Williams, C.	.277	75	271	41	75	16	1	18	58	3	0	1	42	90	2	2	6	.372	
Yake, E.	.244	28	86	12	21	7	0	0	8	0	0	1	7	9	4	2	0	.309	
TEAM TOTAL	.261	137	4543	729	1185	216	23	164	682	38	6	82	613	1265	170	50	105	.356	
PITCHER	W	L	ERA	G	GS	C/SHO	SV	IP	H	R	ER	HR	HB	BB	SO	WP	BK	BAA	
Acosta, M.	2	1	5.73	12	0	0	0	22.0	25	15	14	2	1	10	15	1	0	.298	
Angulo, A.	2	2	7.63	14	0	0	0	15.1	21	14	13	3	0	15	24	2	0	.323	
Bentley, D.	6	3	3.79	33	0	0	0	38.0	32	19	16	2	1	26	47	9	0	.229	
Boyle, M.	0	0	16.20	5	0	0	0	5.0	10	9	9	3	0	3	2	0	0	.400	
Brink, J.	1	0	2.70	4	0	0	0	3.1	4	1	1	0	0	3	3	2	0	.308	
Cabezas, A.	2	0	3.13	24	0	0	0	31.2	22	13	11	2	3	12	27	0	1	.200	
Canterino, M.	0	1	1.83	11	10	0	0	34.1	17	8	7	1	0	22	50	5	0	.142	
Coulombe, D.	0	0	0.00	1	1	0	0	1.0	0	0	0	0	0	1	0	0	0	.000	
Cruz, S.	1	4	5.14	46	0	0	0	56.0	54	35	32	4	3	35	72	8	1	.252	
Enlow, B.	1	3	4.40	24	10	0	0	57.1	60	33	28	4	1	30	64	4	3	.270	
Featherstone, Z.	1	0	21.32	7	0	0	0	6.1	16	16	15	2	0	9	6	4	0	.485	
Funderburk, K.	10	5	2.94	32	17	0	0	107.0	98	39	35	8	7	44	103	2	3	.244	
German, O.	3	3	3.33	37	1	0	0	46.0	46	19	17	5	5	17	49	4	0	.258	
Gipson-Long, S.	3	4	7.17	8	7	0	0	37.2	46	30	30	5	3	6	35	4	1	.293	
Gore, J.	2	1	4.50	27	0	0	0	30.0	26	17	15	2	2	25	31	3	0	.226	
Gossett, D.	3	1	2.26	14	11	1	1	67.2	44	22	17	4	2	29	71	6	3	.318	
Gross, B.	3	1	4.03	10	3	0	0	22.1	22	17	10	2	3	15	23	1	1	.262	
Headrick, B.	2	3	4.81	10	8	0	0	43.0	47	24	23	11	0	12	59	0	1	.273	
Horstman, R.	0	0	6.75	3	0	0	0	2.2	3	2	2	0	0	5	1	1	0	.300	
Klimek, S.	1	1	7.82	23	0	0	0	25.1	34	24	22	3	4	18	18	5	0	.324	
Laweryson, C.	5	0	1.06	19	8	0	0	59.2	41	7	7	2	1	15	69	2	1	.197	
Lawson, B.	0	2	18.47	4	3	0	0	6.1	19	15	13	2	0	8	3	2	0	.487	
Legumina, C.	2	5	4.93	30	13	0	0	73.0	78	43	40	11	4	32	76	1	0	.265	
McMahon, H.	0	2	24.55	4	0	0	0	3.2	9	11	10	2	0	4	4	1	0	.450	
Palm, T.	0	0	0.00	1	0	0	0	1.0	0	0	0	0	0	0	2	0	0	.000	
Peguero, F.	3	0	5.30	17	0	0	0	18.2	20	11	11	0	0	3	13	0	4	.282	
Phillips, A.	2	0	2.42	18	0	0	0	22.1	17	8	6	3	0	11	35	3	1	.205	
Rozek, A.	2	0	5.82	6	4	0	0	17.0	23	11	11	3	1	7	14	1	0	.319	
Sammons, B.	3	6	5.76	37	1	0	0	50.0	47	39	32	14	2	18	59	4	0	.239	
Scherff, A.	0	2	5.27	25	0	0	0	27.1	26	24	16	5	1	15	28	2	0	.250	
Schuller, A.	0	0	0.39	15	0	0	0	23.0	11	2	1	0	3	4	30	7	0	.134	
Sisk, E.	3	0	0.95	19	0	0	0	28.1	16	3	3	2	0	11	33	4	0	.160	
Vallimont, C.	0	2	9.95	7	6	0	0	19.0	28	24	21	2	2	23	20	6	2	.329	
Varland, L.	7	4	3.34	20	19	0	0	105.0	102	46	39	14	2	39	119	4	1	.251	
Viza, T.	5	0	0.49	9	0	0	0	18.1	11	1	1	0	0	6	29	2	0	.172	
Woods Richardson, S.	3	3	3.06	16	15	0	0	70.2	56	25	24	4	3	26	77	5	2	.217	
TEAM TOTAL	78	59	4.13	137	137	1	8	32	1195.1	1131	627	549	127	54	559	1311	105	25	.247



HIGH-A CEDAR RAPIDS

CEDAR RAPIDS KERNELS

Midwest League (9th year / 2nd in High-A)
2022 Record: 73-58 (T-1st in West)

950 Rockford Rd. SW
Cedar Rapids, IA 52404
(319) 363-3887
FAX: (319) 896-7631

Chief Executive Officer.....Doug Nelson
General Manager.....Scott Wilson
Media Relations.....Jessica Fergesen
Stadium.....Veterans Memorial Stadium
Capacity.....5,300

Manager.....Brian Dinkelmann
Hitting Coaches.....Jairo Rodriguez, Shawn Schlechter
Pitching Coaches.....Bobby Hearn, Richard Salazar
Athletic Trainers.....Matt Smith, Randy Yang
Strength and Conditioning Coach.....Jake Needham

2022 CEDAR RAPIDS FINAL STATISTICS

PLAYER	AVG	G	AB	R	H	2B	3B	HR	RBI	SF	SH	HBP	BB	SO	SB	CS	E	OBP
Camargo, J.	.296	28	115	16	34	5	0	6	16	0	0	0	3	37	0	0	2	.314
Encarnacion-Strand, C.	.296	74	294	52	87	23	3	20	68	1	0	5	30	85	7	1	21	.370
Fedko, K.	.231	84	320	54	74	16	3	8	38	2	0	5	39	69	9	2	5	.322
Garry Jr., W.	.210	60	181	32	38	10	6	2	14	0	4	4	31	68	15	4	3	.338
Gray, S.	.245	113	417	61	102	14	1	16	67	1	0	16	46	155	13	5	8	.342
Holland, W.	.225	85	276	45	62	12	4	6	35	4	1	7	39	98	21	4	4	.331
Javier, W.	.209	109	392	48	82	14	5	12	59	4	0	6	30	129	5	3	17	.273
Lee, B.	.289	25	97	14	28	4	0	4	12	0	0	1	16	18	0	2	4	.395
Mack, C.	.166	57	193	20	32	9	1	5	23	0	0	2	18	73	0	1	11	.244
Morales, J.	.207	69	241	33	50	11	2	7	31	5	0	13	23	71	5	1	5	.305
Neuse, D.	.177	61	186	25	33	4	0	3	17	0	0	3	25	57	11	1	1	.285
Nigro, F.	.286	4	7	0	2	0	0	0	1	0	0	0	2	2	0	0	0	.444
Ozoria, D.	.000	1	3	0	0	0	0	0	0	0	0	0	0	2	0	0	0	.000
Perez, M.	.221	28	95	18	21	3	0	2	7	0	0	4	16	26	16	2	2	.357
Prato, A.	.271	45	181	46	49	8	5	7	33	4	0	2	22	59	12	4	6	.349
Rucker, J.	.262	55	206	29	54	16	2	6	35	4	1	6	22	52	5	5	3	.345
Sabato, A.	.226	80	288	50	65	13	0	17	57	3	0	8	49	111	2	1	5	.351
Schmidt, K.	.000	1	3	0	0	0	0	0	0	0	0	0	1	1	0	0	0	.250
Severino, Y.	.283	46	159	30	45	9	2	11	40	1	0	6	25	43	0	0	4	.398
Shuffield, D.	.292	8	24	3	7	0	0	1	2	0	0	0	4	10	2	0	0	.393
Soularie, A.	.227	91	330	68	75	15	3	10	39	4	0	7	48	106	18	5	7	.334
Taylor, K.	.216	28	97	15	21	2	1	1	5	0	0	1	8	32	1	3	1	.283
Winkel, P.	.254	54	197	21	50	9	0	6	30	1	0	0	23	62	1	0	7	.330
TEAM TOTAL	.235	131	4302	680	1011	197	38	150	629	34	6	96	520	1366	143	44	124	.329

PITCHER	W	L	ERA	G	GS	CG	SH	SV	IP	H	R	ER	HR	HB	BB	SO	WP	BK	BAA
Acosta, M.	1	0	1.47	13	0	0	0	1	18.1	13	5	3	0	0	9	12	0	0	.213
Adams, T.	2	3	4.88	7	7	0	0	0	31.1	34	20	17	4	0	11	39	1	1	.272
Banks, P.	0	0	13.50	1	1	0	0	0	2.0	5	4	3	2	0	3	2	0	0	.417
Barrington, M.	1	1	10.80	2	0	0	0	0	3.1	5	4	4	1	0	0	2	0	0	.385
Bentley, D.	1	1	3.06	13	0	0	0	2	17.2	14	6	6	0	1	4	26	1	0	.219
Cabezas, A.	1	2	3.63	12	0	0	0	0	17.1	14	11	7	3	1	3	26	0	0	.209
Festa, D.	7	3	2.71	16	13	0	0	0	79.2	67	29	24	5	5	28	75	5	0	.233
German, O.	0	0	1.17	6	0	0	0	5	7.2	6	1	1	0	0	0	10	0	0	.214
Gipson-Long, S.	5	2	1.99	10	10	0	0	0	49.2	33	11	11	4	1	13	52	0	0	.185
Grace, R.	0	0	13.50	3	0	0	0	0	2.2	6	5	4	0	0	3	3	0	0	.462
Hanner, B.	7	4	4.60	39	1	0	0	2	58.2	46	35	30	4	7	27	65	12	0	.216
Headrick, B.	8	2	2.34	15	15	0	0	0	65.1	45	17	17	7	2	13	77	0	0	.188
Laweryson, C.	1	0	2.57	16	2	0	0	1	35.0	25	12	10	0	1	12	42	1	1	.200
Legumina, C.	0	1	4.05	3	3	0	0	0	13.1	10	6	6	0	0	4	16	0	0	.204
McMahon, H.	3	0	1.19	19	1	0	0	2	37.2	21	8	5	1	2	4	36	0	0	.162
Milacki, B.	6	1	2.83	38	0	0	0	3	63.2	54	21	20	4	4	22	68	3	0	.227
Molina, D.	2	2	3.57	37	0	0	0	5	53.0	46	24	21	6	3	22	54	7	1	.235
Mooney, S.	2	3	3.30	18	12	0	0	0	60.0	45	29	22	7	2	30	82	4	1	.205
Mullenbach, M.	1	1	1.29	20	0	0	0	0	28.0	22	8	4	0	1	8	26	1	0	.206
Nigro, F.	0	0	0.00	1	0	0	0	0	1.0	0	0	0	0	0	2	2	1	0	.000
Nowlin, J.	1	1	4.40	3	3	0	0	0	14.1	13	7	7	2	0	7	22	4	0	.241
Olsen, J.	1	1	4.76	16	3	0	0	0	22.2	22	13	12	0	1	8	30	7	1	.242
Palm, T.	0	0	4.50	35	2	0	0	0	52.0	58	32	26	2	8	26	39	4	0	.290
Perez, S.	0	0	2.35	6	1	0	0	0	7.2	7	2	2	1	0	3	6	0	0	.250
Povich, C.	6	8	4.46	16	16	0	0	0	78.2	71	47	39	9	3	26	107	4	1	.234
Rijo, L.	0	4	10.80	6	6	0	0	0	15.0	24	20	18	2	3	9	11	1	0	.353
Rodriguez, M.	2	1	3.36	39	1	0	0	4	56.1	48	25	21	13	1	24	67	3	0	.225
Rodriguez, O.	4	1	2.97	26	6	0	0	0	60.2	46	23	20	6	1	26	75	8	2	.207
Rozeck, A.	7	6	4.83	18	16	0	0	0	72.2	76	45	39	14	2	25	68	4	0	.265
Shreve, R.	1	3	3.08	28	2	0	0	1	38.0	29	21	13	2	1	15	39	3	0	.207
Stankiewicz, J.	2	4	5.86	11	10	0	0	0	43.0	50	28	28	5	1	16	37	3	0	.289
Swain, M.	1	3	6.15	23	0	0	0	0	33.2	34	25	23	5	1	21	34	5	1	.254
TEAM TOTAL	73	58	3.66	131	131	0	9	26	1140.0	989	544	463	109	52	424	1250	82	9	.231



LOW-A FORT MYERS

FORT MYERS MIGHTY MUSSELS

Florida State League (31st year / 2nd in Low-A)

2022 Record: 69-59 (1st in West Division)

14400 Six Mile Cypress Parkway

Fort Myers, FL 33912

(239) 768-4210

FAX: (239) 768-4211

President Chris Peters
General Manager/Director of Operations..... Judd Loveland
Media Relations Manager/Broadcaster..... John Vittas
Stadium William H. Hammond Stadium
Capacity 8,730

Manager Brian Meyer
Bench Coach Takashi Miyoshi
Hitting Coach Rayden Sierra
Pitching Coach Jared Gaynor, Carlos Hernandez
Athletic Trainers..... Chase Thompson, Thaddeus Hayes
Strength and Conditioning Coach..... Evan McDonald
Coordinator, Baseball Technology..... Byron Oliver

2022 FORT MYERS FINAL STATISTICS

PLAYER	AVG	G	AB	R	H	2B	3B	HR	RBI	SF	SH	HBP	BB	SO	SB	CS	E	OBP
Aguiar, C.	.243	44	140	21	34	9	2	10	22	0	0	0	9	66	3	6	0	.289
Baez, L.	.215	66	177	29	38	2	2	10	22	0	0	2	28	63	20	3	0	.329
Baez, N.	.288	16	52	7	15	4	0	3	11	0	0	0	15	0	0	0	0	.345
Beckham, T.	.286	2	2	2	2	0	0	0	3	3	0	0	2	0	0	0	0	.444
Cardenas, N.	.261	99	310	42	81	18	1	6	43	3	0	15	73	70	11	5	8	.421
Cavaco, K.	.251	99	368	34	85	18	5	11	59	4	0	0	52	138	7	2	21	.275
Cespedes, R.	.290	74	255	33	74	15	0	2	16	3	0	4	17	57	4	2	3	.341
Fedko, K.	.318	26	88	19	28	4	0	2	16	3	0	0	17	22	4	2	2	.422
Feliz, J.	.167	7	24	3	3	2	0	0	1	0	0	0	2	6	0	0	0	.231
Huffins, Z.	.143	9	24	2	3	1	0	0	3	0	0	0	11	0	0	0	0	.333
Miller, N.	.211	108	383	62	81	12	4	2	24	4	0	6	76	110	23	7	7	.348
Neuse, D.	.211	31	90	15	19	3	0	2	6	0	0	0	15	25	2	4	0	.330
Nigro, F.	.125	4	8	1	1	0	0	0	0	0	0	0	6	0	0	0	0	.500
Olivar, R.	.222	3	9	0	2	0	0	0	0	0	0	0	1	3	0	0	0	.300
Ortega, J.	1.000	1	0	0	1	0	0	0	0	2	0	0	0	0	0	0	0	1.000
Ozoria, D.	.264	47	129	22	34	5	0	1	12	1	0	13	47	17	3	6	0	.333
Perez, M.	.225	81	258	43	58	20	1	8	37	2	0	14	27	66	32	18	2	.329
Roberto, N.	.145	26	83	10	12	2	0	3	9	0	0	2	2	5	0	0	0	.211
Rodriguez, A.	.250	1	4	0	1	0	0	0	0	0	0	0	1	0	0	0	0	.250
Rodriguez, F.	.272	47	136	35	37	5	0	9	25	2	0	4	57	52	11	2	0	.492
Rosario, K.	.259	109	373	53	89	21	3	12	46	1	0	11	34	136	5	9	3	.320
Ross, B.	.257	22	74	17	19	4	0	3	13	0	0	6	13	6	0	0	0	.371
Rucker, J.	.225	60	218	37	49	9	4	2	17	3	0	6	53	53	13	4	0	.338
Sayre, A.	.267	12	30	6	8	2	0	0	4	0	0	0	14	8	1	0	0	.489
Schmidt, K.	.244	28	90	8	22	4	0	4	20	4	0	0	7	24	0	0	2	.296
Schobel, T.	.242	28	99	11	24	3	0	0	4	0	0	2	18	23	6	0	0	.367
Smith, L.	.197	25	61	6	12	7	0	1	8	2	0	4	9	30	0	1	4	.329
Tatum, D.	.175	72	211	30	37	8	0	6	19	3	0	7	41	80	0	2	4	.324
Urbina, M.	.246	50	191	28	47	16	0	5	22	3	0	0	23	51	9	4	2	.323
Yake, E.	.257	13	35	2	9	0	0	0	4	2	0	3	3	6	0	0	0	.317
TEAM TOTAL	.236	128	3925	579	926	196	28	101	490	41	0	86	574	1243	179	67	119	.343

PITCHER	W	L	ERA	G	GS	C	SHO	SV	IP	H	R	ER	HR	HB	BB	SO	WP	BK	BAA
Adams, T.	4	5	3.50	15	15	0	0	0	69.1	57	28	27	4	2	15	69	3	0	.224
Alcala, J.	0	0	0.00	1	0	0	0	0	3.0	2	0	0	0	0	2	4	0	0	.333
Aria, D.	0	0	0.00	2	0	0	0	0	2.0	0	0	0	0	0	2	1	0	0	.000
Balazovic, J.	0	0	18.00	1	0	0	0	0	2.0	4	4	4	4	0	2	1	0	0	.400
Barrington, M.	3	5	3.17	31	3	0	0	5	54.0	38	25	19	3	3	25	71	4	0	.196
Boyle, M.	0	0	0.00	2	0	0	0	0	3.1	0	0	0	0	0	2	4	0	1	.111
Campbell, L.	0	0	10.80	4	0	0	0	0	5.1	5	4	4	0	0	2	4	0	0	.333
Carr, J.	0	2	3.84	14	10	0	0	0	61.0	52	29	26	4	2	11	42	1	2	.266
Cleto, T.	0	0	3.68	5	4	0	0	0	14.2	12	7	6	0	0	6	13	0	0	.226
Dobnak, R.	0	0	0.00	0	0	0	0	0	2.0	1	0	0	0	0	0	0	0	0	.143
Enlow, B.	0	0	16.20	1	1	0	0	0	1.2	2	5	3	3	0	1	0	0	0	.417
Escobar, A.	0	0	8.74	19	0	0	0	0	22.5	32	28	2	2	4	18	23	3	2	.344
Festa, D.	2	1	1.50	5	5	0	0	0	24.0	12	5	4	1	1	6	33	0	0	.148
Grace, R.	4	3	4.45	33	3	0	0	2	56.2	60	36	28	4	6	27	74	4	1	.264
Gray, S.	0	0	0.00	1	0	0	0	0	3.0	2	0	0	0	0	0	0	0	0	.091
Hajjar, S.	2	2	2.47	12	12	0	0	0	43.2	25	14	12	2	2	22	71	3	0	.168
Hicks, J.	0	5	2.98	36	0	0	0	0	51.1	45	32	17	3	3	22	58	6	0	.226
Jones, K.	0	0	0.00	1	0	0	0	0	3.0	2	0	0	0	0	0	5	0	0	.182
Jurado, A.	0	0	0.00	1	1	0	0	0	4.0	1	0	0	0	0	2	4	0	0	.077
Labas, A.	0	1	7.20	5	1	0	0	0	10.0	14	8	8	0	0	3	14	0	0	.333
Lavallee, J.	2	2	4.81	13	2	0	0	2	24.1	20	14	13	0	1	16	23	0	1	.222
Matthews, Z.	0	0	0.00	1	1	0	0	0	2.0	0	0	0	0	0	0	4	0	0	.000
McMahon, H.	0	0	2.23	20	0	0	0	5	32.1	20	8	8	5	4	31	36	0	1	.182
Mendez, J.	3	4	5.05	32	0	0	0	3	46.1	35	28	26	4	2	31	88	8	4	.211
Mullenbach, M.	0	0	2.12	10	0	0	0	0	17.0	17	4	2	2	2	29	30	0	0	.266
Nowlin, J.	4	4	3.65	19	11	0	0	0	59.2	47	25	23	2	4	29	89	6	1	.221
Ober, B.	0	0	1.29	2	0	0	0	0	3.0	0	0	0	0	0	0	0	0	0	.167
Ohi, P.	0	0	3.53	20	18	0	0	0	91.2	95	41	36	5	5	13	101	6	1	.268
Paredes, M.	4	4	3.27	24	13	0	0	0	85.1	81	34	11	1	0	63	63	0	0	.253
Perez, S.	2	4	3.20	24	0	0	0	1	45.0	35	21	16	0	0	15	40	3	3	.213
Puentes, Z.	0	2	8.36	9	0	0	0	0	14.0	13	13	3	4	4	17	17	1	0	.245
Raya, M.	3	2	3.05	19	17	0	0	0	65.0	47	25	22	8	3	23	76	1	2	.199
Rimmel, N.	4	3	1.98	29	1	0	0	4	41.0	28	14	9	0	3	19	52	2	3	.188
Stankiewicz, J.	3	0	0.83	4	4	0	0	0	21.2	11	3	0	0	0	5	31	2	0	.147
Stashak, C.	0	0	0.00	4	0	0	0	0	4.0	0	0	0	0	0	0	0	0	0	.000
Stewart, B.	0	0	9.64	3	1	0	0	0	4.2	3	5	5	0	2	3	3	0	0	.188
Swain, M.	2	1	0.00	14	0	0	0	7	21.0	4	1	1	0	2	5	31	3	2	.062
Wilson, J.	0	4	3.83	30	0	0	0	2	49.1	53	29	21	2	1	22	34	0	0	.277
Winder, J.	0	1	18.00	1	1	0	0	0	2.0	3	4	4	0	0	2	3	0	0	.333
TEAM TOTAL	69	59	3.51	128	128	0	13	34	1060.0	895	502	413	80	52	391	1188	67	25	.227



FLORIDA COMPLEX LEAGUE

FLORIDA COMPLEX LEAGUE TWINS

14110 Six Mile Cypress Parkway

Fort Myers, FL 33912

(239) 533-7640

FAX: (239) 485-2448

Rookie (31st year)

2022 Record: 25-30 (4th in South)

Stadium Bill Smith Field at Lee County Sports Complex
Manager Seth Feldman
Hitting Coaches Andrew DiTullio, Emilio Guerrero, Yeison Perez, Luis Reyes
Pitching Coaches Erick Julio, Calvin Maduro
Analytics Coach Brad McKenney
Rehab Pitching Coach Andres Dzurak
Athletic Trainers Asja Morello, Katie Lortie

Strength Coaches Matt Anti, Sarah Szuba
Rehab Strength & Conditioning Coach Colin Feikles
Physical Therapists Nathan Denning, Christian Hintz
Physical Therapists Danielle Honnette, Edwin Porras
Coordinator, Baseball Technology Kevin Marable
Minor League Equipment Manager Matt Cheesman
Staff listing includes additional Complex staff

2022 FCL TWINS FINAL STATISTICS

PLAYERS	AVG	G	AB	R	H	2B	3B	HR	RBI	SF	SH	HBP	BB	SO	SB	CS	E	OBP	
Aguiar, C	.197	2	16	0	2	0	0	0	0	0	0	0	1	3	0	0	0	.286	
Baez, N	.225	2	16	0	2	0	0	0	0	0	0	0	1	3	0	0	0	.323	
Camargo, J	.293	2	16	0	2	0	0	0	0	0	0	0	1	3	0	0	0	.393	
Castro, W	.222	2	16	0	2	0	0	0	0	0	0	0	1	3	0	0	0	.323	
Centeno, A	.228	2	16	0	2	0	0	0	0	0	0	0	1	3	0	0	0	.328	
Contreras, D	.000	2	16	0	0	0	0	0	0	0	0	0	1	3	0	0	0	.000	
Cosselli, A	.000	2	16	0	0	0	0	0	0	0	0	0	1	3	0	0	0	.000	
Cruz, R	.203	2	16	0	2	0	0	0	0	0	0	0	1	3	0	0	0	.303	
De Andrade, D	.207	2	16	0	2	0	0	0	0	0	0	0	1	3	0	0	0	.307	
De La Cruz, J	.207	2	16	0	2	0	0	0	0	0	0	0	1	3	0	0	0	.307	
Duran, G	.188	2	16	0	2	0	0	0	0	0	0	0	1	3	0	0	0	.288	
Feliz, J	.000	2	16	0	0	0	0	0	0	0	0	0	1	3	0	0	0	.000	
Feliz, J, W	.000	2	16	0	0	0	0	0	0	0	0	0	1	3	0	0	0	.000	
Gonzalez, A	.188	2	16	0	2	0	0	0	0	0	0	0	1	3	0	0	0	.288	
Lee, B	.000	2	16	0	0	0	0	0	0	0	0	0	1	3	0	0	0	.000	
Madrigal, R	.000	2	16	0	0	0	0	0	0	0	0	0	1	3	0	0	0	.000	
Martini, A	.250	2	16	0	2	0	0	0	0	0	0	0	1	3	0	0	0	.400	
Michel, J	.250	2	16	0	2	0	0	0	0	0	0	0	1	3	0	0	0	.400	
Morales, J	.111	2	16	0	2	0	0	0	0	0	0	0	1	3	0	0	0	.167	
Negro, F	.349	2	16	0	2	0	0	0	0	0	0	0	1	3	0	0	0	.449	
Oliver, R	.500	2	16	0	2	0	0	0	0	0	0	0	1	3	0	0	0	.500	
Ortega, D	.000	2	16	0	0	0	0	0	0	0	0	0	1	3	0	0	0	.000	
Ortega, J	.000	2	16	0	0	0	0	0	0	0	0	0	1	3	0	0	0	.000	
Ortiz, A	.000	2	16	0	0	0	0	0	0	0	0	0	1	3	0	0	0	.000	
Pena, A	.206	2	16	0	2	0	0	0	0	0	0	0	1	3	0	0	0	.306	
Perez, J	.000	2	16	0	0	0	0	0	0	0	0	0	1	3	0	0	0	.000	
Ramirez, B	.000	2	16	0	0	0	0	0	0	0	0	0	1	3	0	0	0	.000	
Rivero, G	.000	2	16	0	0	0	0	0	0	0	0	0	1	3	0	0	0	.000	
Robertson, D	.000	2	16	0	0	0	0	0	0	0	0	0	1	3	0	0	0	.000	
Rodriguez, A	.000	2	16	0	0	0	0	0	0	0	0	0	1	3	0	0	0	.000	
Ross, J	.000	2	16	0	0	0	0	0	0	0	0	0	1	3	0	0	0	.000	
Sano, M	.000	2	16	0	0	0	0	0	0	0	0	0	1	3	0	0	0	.000	
Sayre, T	.000	2	16	0	0	0	0	0	0	0	0	0	1	3	0	0	0	.000	
Schobel, T	.000	2	16	0	0	0	0	0	0	0	0	0	1	3	0	0	0	.000	
Shuffield, D	.000	2	16	0	0	0	0	0	0	0	0	0	1	3	0	0	0	.000	
Smith, M	.000	2	16	0	0	0	0	0	0	0	0	0	1	3	0	0	0	.000	
Sosa, M	.000	2	16	0	0	0	0	0	0	0	0	0	1	3	0	0	0	.000	
Soto, Y	.000	2	16	0	0	0	0	0	0	0	0	0	1	3	0	0	0	.000	
Urbina, M	.000	2	16	0	0	0	0	0	0	0	0	0	1	3	0	0	0	.000	
Vasquez, A	.000	2	16	0	0	0	0	0	0	0	0	0	1	3	0	0	0	.000	
Yake, E	.000	2	16	0	0	0	0	0	0	0	0	0	1	3	0	0	0	.000	
TEAM TOTAL	.219	55	1719	254	376	14	37	221	8	40	259	57	50	207	7	134	237	.333	
PITCHER	W	L	ERA	G	GS	CG	SHO	SV	IP	H	R	ER	HR	HB	BB	SO	WP	BK	BAA
Aria, D	1	3	5.34	11	8	0	0	0	28.2	30	24	17	3	5	13	39	3	2	.261
Banks, P	1	3	2.63	11	8	0	0	0	13.2	11	5	4	3	5	13	14	3	2	.212
Bashlor, T	0	0	0.00	0	0	0	0	0	1.0	0	0	0	0	0	1	0	0	0	.000
Beck, T	0	0	0.00	0	0	0	0	0	1.0	0	0	0	0	0	1	0	0	0	.000
Bellair, C	1	2	1.61	12	0	0	0	0	27.1	17	9	4	2	2	16	20	2	0	.218
Bonifas, M	1	2	1.61	12	0	0	0	0	27.1	17	9	4	2	2	16	20	2	0	.218
Boyle, M	0	0	0.00	0	0	0	0	0	4.0	4	0	0	0	0	4	4	0	0	.267
Canterino, M	0	0	3.38	2	2	0	0	0	22.2	3	1	1	1	1	4	4	0	0	.300
Cleto, T	1	2	4.55	11	8	0	0	0	29.2	27	15	15	1	5	3	31	3	0	.227
Culpepper, C	0	0	0.00	0	0	0	0	0	1.0	0	0	0	0	0	1	1	0	0	.000
Doniak, R	0	0	0.00	0	0	0	0	0	3.0	4	0	0	0	0	0	0	0	0	.308
Edwards, J	0	0	0.00	0	0	0	0	0	1.0	0	0	0	0	0	0	0	0	0	.000
Feliz, R	0	0	0.00	0	0	0	0	0	1.0	0	0	0	0	0	0	0	0	0	.000
Gaff, T	0	0	4.15	0	0	0	0	0	4.1	6	2	2	0	0	1	6	0	0	.353
German, G	0	2	14.73	11	8	0	0	0	3.2	5	8	6	2	2	7	2	1	0	.357
Grace, R	0	0	0.00	0	0	0	0	0	1.0	1	0	0	0	0	0	0	0	0	.333
Hajjar, S	0	0	21.60	0	0	0	0	0	1.0	3	5	4	0	0	4	2	0	0	.759
Heider, B	0	0	0.00	0	0	0	0	0	1.0	3	2	2	0	0	0	0	0	0	.182
Horstman, R	1	0	0.29	4	4	0	0	0	7.0	0	0	0	0	0	0	8	0	0	.130
Jones, K	0	0	0.00	1	1	0	0	0	1.0	0	0	0	0	0	0	0	0	0	.000
Klein, J	0	0	0.00	2	0	0	0	0	2.0	1	0	0	0	0	1	2	0	0	.125
Labas, A	0	0	0.00	3	1	0	0	0	2.0	1	0	0	0	0	0	4	0	0	.077
Landaeta, Y	1	2	3.03	10	0	0	0	0	19.2	13	12	11	0	3	22	28	3	1	.188
Lavallee, J	0	0	0.00	0	0	0	0	0	1.0	8	3	3	0	0	0	0	0	0	.244
Maldonado, C	2	1	3.54	10	2	0	0	0	20.1	18	13	8	2	0	11	18	1	0	.225
Matthews, Z	0	0	0.00	0	0	0	0	0	1.0	1	0	0	0	0	0	2	0	0	.250
Medina, B	0	0	6.46	10	7	0	0	0	23.2	19	21	17	1	2	20	24	3	1	.216
Mineo, R	0	0	0.00	1	0	0	0	0	1.0	0	0	0	0	0	0	0	0	0	.000
Moreno, D	0	2	5.76	15	0	0	0	0	25.0	32	25	16	0	4	9	21	2	0	.305
Morris, A	0	0	0.00	0	0	0	0	0	1.0	0	0	0	0	0	0	0	0	0	.000
Noble, J	1	0	0.00	2	0	0	0	0	2.0	0	0	0	0	0	0	3	0	0	.333
Nunez, J	0	2	4.85	10	7	0	0	0	29.2	27	19	16	2	2	10	47	4	0	.233
Olivares, J	2	2	4.01	10	4	0	0	0	33.2	28	17	15	4	0	17	40	7	1	.217
Olsen, J	0	0	1.04	6	0	0	0	0	8.2	6	1	1	0	0	2	8	0	0	.200
Peguero, F	0	0	12.46	4	0	0	0	0	4.1	8	6	6	0	0	1	0	0	0	.400
Pedraza, E	0	0	3.86	0	0	0	0	0	11.2	11	6	6	0	0	3	24	0	0	.244
Phillips, A	2	0	0.00	2	0	0	0	0	2.0	0	0	0	0	0	0	2	0	0	.000
Ponce, L	0	0	5.40	5	5	0	0	0	3.1	2	3	2	0	0	5	3	1	0	.154
Puentes, Z	1	0	0.00	2	0	0	0	0	2.0	0	0	0	0	0	2	1	2	0	.000
Reyes, W	0	2	6.43	11	1	0	0	0	21.0	32	21	15	2	1	8	31	4	1	.344
Ripo, J	0	0	1.20	3	0	0	0	0	15.0	12	7	6	0	0	18	0	1	0	.214
Rivero, J	1	0	0.00	0	0	0	0	0	1.0	2	0	0	0	0	0	0	0	0	.000
Rojas, J	1	2	3.60	8	5	0	0	0	30.0	23	12	12	3	2	4	38	0	0	.209
Stewart, B	0	1	9.00	1	1	0	0	0	2.0	3	2	2	0	0	0	2	0	0	.333
Toledo, J	0	0	0.00	1	0	0	0	0	1.0	0	0	0	0	0	0	0	0	0	

DOMINICAN REPUBLIC BASEBALL ACADEMY

DOMINICAN SUMMER LEAGUE TWINS

Dominican Summer League

2022 Record: 32-28 (6th in South)

Academia de Minnesota Twins
Kilómetro 2 carretera de Jubey
Boca Chica
Santo Domingo Este

2022 DOMINICAN ACADEMY STAFF

Manager	Rafael Martinez
Hitting Coach	Ruben Santana
Pitching Coach	Kevin Rodriguez
Infield Coach	Jimmy Alvarez
Athletic Trainer	Carlos Frias
Athletic Trainer	Wladimir Morales
Athletic Trainer	Camille Pacheco
Strength & Conditioning Coach	Miguel Cabrera
Strength & Conditioning Coach	Juan Castillo
Strength & Conditioning Coach	Juan Carlos Pinto
Manager, Baseball Technology - International Scouting	Anthony Liriano
Scouting Supervisor, Latin America	Eduardo Soriano
Scout - Southwest D.R.	Luis Lajara
Scout - Santiago	Manuel Luciano
Scout - Santo Domingo	Daniel Sánchez

Manager, Dominican Academy Operations	Francisco Solano
Assistant Academy Administrator	Carlos Naut
Academy Assistant	Nataly Burgos
Language & Continuing Education Specialist	Pierre Jacotin
Clubhouse Manager	Adolfo Pérez
Kitchen and Housekeeping Provider	ELEVER
Education Platform	DAWERE
Education Provider	ENTRENA
English Language Services Provider	Berlitz Santo Domingo
Maintenance Lead	Wilkin Mora
Maintenance Assistant	Cristian Balbuena
Driver	Benedicto Herrera

2022 DSL FINAL STATISTICS

PLAYER	AVG	G	AB	R	H	2B	3B	HR	RBI	SF	SH	HBP	BB	SO	SB	CS	E	OBP
Acuna, B.	.310	43	145	33	45	12	0	0	16	1	0	5	20	36	9	4	13	.409
Cruz, R.	.349	34	106	27	37	5	3	7	27	2	0	3	17	29	5	4	10	.445
Del Valle, J.	.290	38	93	20	27	5	1	1	12	2	0	4	12	16	3	3	0	.387
Duran, R.	.000	11	0	0	0	0	0	0	0	0	0	0	0	0	0	0	0	.000
Gervis, D.	.272	42	114	21	31	5	3	1	12	1	0	1	17	30	8	7	10	.368
Grant, H.	.298	45	121	22	36	6	3	3	23	2	0	1	14	36	10	8	1	.370
Herrera, Y.	.181	43	116	15	21	6	3	1	11	2	0	1	30	40	10	6	9	.349
Marino, J.	.295	34	78	16	23	5	0	0	9	3	2	3	8	13	5	2	2	.370
Mercedes, Y.	.355	41	155	34	55	13	3	4	20	2	0	1	18	35	30	5	3	.420
Nova, A.	.355	40	124	20	44	8	2	1	19	1	0	3	21	26	1	3	5	.456
Pena, D.	.304	46	135	30	41	7	0	1	22	1	0	10	13	22	4	3	9	.403
Pena, I.	.341	46	129	24	44	4	4	0	20	3	1	2	21	14	4	10	9	.432
Pena, R.	.227	29	66	12	15	2	0	3	13	1	0	1	7	23	2	1	5	.307
Peraza, J.	.246	28	65	4	16	2	0	0	12	1	0	4	6	24	3	3	6	.342
Rodriguez, J.	.289	55	190	39	55	15	3	13	49	5	0	3	21	52	5	0	1	.361
Rodriguez, L.	.232	34	82	13	19	5	2	0	10	1	0	1	12	25	3	5	2	.333
Roman, J.	.109	29	55	2	6	0	0	0	6	1	1	4	6	21	1	1	1	.242
Zapata, J.	.173	33	52	11	9	1	1	0	2	0	0	2	7	17	3	2	7	.295
TEAM TOTAL	.287	60	1826	343	524	101	28	35	283	29	4	49	250	459	106	67	109	.382

PITCHER	W	L	ERA	G	GS	CG	SHO	SV	IP	H	R	ER	HR	HB	BB	SO	WP	BK	BAA
Betancourt, J.	0	0	6.00	5	2	0	0	1	3.0	2	5	2	0	0	7	5	1	1	.154
Bonilla, J.	3	0	3.91	9	2	0	0	0	25.1	24	17	11	5	4	7	24	2	1	.250
Britto, J.	1	3	3.68	12	0	0	0	1	14.2	17	12	6	0	2	12	16	6	0	.274
Duran, R.	4	0	2.22	10	5	0	0	0	28.1	26	9	7	0	3	14	23	2	0	.243
Jimenez, C.	1	2	3.38	10	7	0	0	1	37.1	36	22	14	1	4	7	49	3	0	.242
Lares, C.	2	3	2.93	11	11	0	0	0	46.0	31	16	15	0	3	20	71	4	0	.188
Liendo, B.	1	1	4.91	11	0	0	0	0	14.2	14	11	8	1	0	9	19	5	1	.255
Lopez, J.	0	1	4.50	15	3	0	0	2	24.0	28	13	12	2	1	3	29	0	1	.280
Lugo, L.	3	3	10.94	15	1	0	0	1	26.1	31	36	32	5	8	24	34	9	1	.290
Machuca, E.	0	2	16.20	13	1	0	0	0	13.1	20	27	24	1	0	25	23	13	0	.333
Marino, J.	0	1	5.40	2	0	0	0	0	5.0	5	5	3	0	0	2	0	0	0	.278
Mercedes, J.	1	0	5.51	12	1	0	0	1	16.1	15	18	10	5	1	16	26	3	0	.231
Narvaez, A.	2	0	3.62	11	4	0	0	1	27.1	26	15	11	0	0	10	39	3	1	.245
Ojo, J.	1	0	4.40	11	1	0	0	1	14.1	7	16	7	1	1	15	13	4	0	.140
Olivares, M.	1	2	1.44	12	8	0	0	0	50.0	27	13	8	0	6	20	54	7	1	.157
Paredes, O.	2	4	6.99	13	6	0	0	1	28.1	41	30	22	3	3	20	25	2	2	.347
Rubio, O.	5	2	3.94	14	1	0	0	1	32.0	22	21	14	1	9	21	36	6	1	.193
Soriano, E.	1	2	2.13	11	1	0	0	1	25.1	22	10	6	3	1	7	19	3	0	.229
Taveras, L.	4	2	3.70	10	6	0	0	0	41.1	31	21	17	3	4	10	33	2	0	.203
TEAM TOTAL	32	28	4.34	60	60	0	6	12	473.0	425	317	228	31	50	249	538	75	10	.235

TWINS 2022 MINOR LEAGUE AWARDS

SHERRY ROBERTSON AWARD – MINOR LEAGUE PLAYER OF THE YEAR

OF MATT WALLNER, WICHITA & ST. PAUL

Outfielder Matt Wallner was named the 2022 Sherry Robertson Award winner as Twins Minor League Player of the Year.

Wallner, 24, split the minor league season between Double-A Wichita and Triple-A St. Paul, combining to hit .277 (127-for-458) with 32 doubles, four triples, 27 home runs, 95 RBI, 90 runs scored and a .953 OPS in 128 games. The 6-foot-5, 220-pound outfielder was selected to start in the 2022 SiriusXM All-Star Futures Game and was named Texas League Player of the Week on June 26.

He ranked first among all Twins minor leaguers in RBI (95), doubles (32) and total bases (248), second in home runs (27) and walks (97), and third in hits (127), runs scored (90) and games played (128). The Forest Lake, Minnesota native is the fourth Minnesotan to win this award, joining Kent Hrbek (1981), Michael Restovich (1999) and Joe Mauer (2003).

JIM RANTZ AWARD – MINOR LEAGUE PITCHER OF THE YEAR

RHP LOUIE VARLAND, WICHITA & ST. PAUL

Right-hander Louie Varland was named the 2022 Jim Rantz Award winner as the Twins Minor League Pitcher of the Year, earning the honor for the second-straight year.

Varland, 24, split the 2022 minor league season between Wichita and St. Paul, combining to go 8-5 with a 3.06 ERA (126.1 IP, 43 ER), 42 walks, 146 strikeouts, a 1.26 WHIP and a .242 (117-for-484) opponent batting average in 24 games (23 starts).

He led all Twins minor leaguers in strikeouts (146) and innings pitched (126.1), tied for first in games started (23) and was second in ERA (3.06), second in winning percentage (.615), fourth in opponent batting average (.242) and WHIP (1.26), and tied for fifth in wins (8). The St. Paul, Minnesota native is just the second Twins farmhand to win this award in consecutive seasons, joining José Berrios in 2014 and 2015.

TWINS 2022 MINOR LEAGUE WEEKLY AWARDS

MINOR LEAGUE PLAYER OF THE WEEK

WEEK	NAME	POS	STATISTICS	AFFILIATE
April 17	C. Encarnacion-Strand	INF	.467 (14-for-30), 2 2B, 5 HR, 20 RBI, 7 R, 1.033 OPS	Cedar Rapids
April 24	Spencer Steer	INF	.417 (10-for-24), 3 2B, 6 RBI, 6 BB, .533 OBP, 1.049 OPS	Wichita
May 1	Matt Wallner	OF	.400 (6-for-15), 1 2B, 1 HR, 5 RBI, 6 BB, .571 OBP, 1.238 OPS	Wichita
May 15	Spencer Steer	INF	.222 (6-for-27), 1 2B, 3 HR, 7 RBI, 3 BB, .313 OBP, .905 OPS	Wichita
May 22	Alex Kirilloff	OF	.458 (11-for-24), 1 2B, 1 HR, 4 RBI, 3 BB, .519 OBP, 1.144 OPS	St. Paul
May 29	Keoni Cavaco	INF	.429 (11-for-28), 3 2B, 1 3B, 1 HR, 8 RBI, .448 OBP, 1.163 OPS	Fort Myers
June 5	Emanuel Rodriguez	OF	.636 (7-for-11), 1 2B, 2 3B, 2 HR, 5 RBI, 6 BB, .765 OBP, 2.041 OPS	Fort Myers
June 12	Spencer Steer	INF	.409 (9-for-22), 1 2B, 6 HR, 11 RBI, 3 BB, .519 OBP, 1.791 OPS	St. Paul
June 19	Alex Kirilloff	OF	.474 (9-for-19), 1 2B, 4 HR, 9 RBI, .565 OBP, 1.723 OPS	St. Paul
June 26	Matt Wallner	OF	.438 (7-for-16), 2 2B, 3 HR, 6 RBI, 10 BB, .667 OBP, 1.125 OPS	Wichita
July 3	Edouard Julien	INF	.348 (8-for-23), 2 2B, 3 HR, 9 RBI, 5 BB, .464 OBP, 1.290 OPS	Wichita
July 10	Matt Wallner	OF	.333 (6-for-18), 1 2B, 2 HR, 4 RBI, 4 BB, .458 OBP, 1.181 OPS	Wichita
July 17	C. Encarnacion-Strand	INF	.375 (9-for-24), 3 2B, 5 HR, 14 RBI, .464 OBP, 1.589 OPS	CR/Wichita
July 31	Jermaine Palacios	INF	.409 (9-for-22), 1 2B, 3 HR, 5 RBI, 3 BB, .500 OBP, 1.364 OPS	St. Paul
August 7	Michael Helman	INF/OF	.333 (10-for-30), 2 2B, 1 3B, 4 HR, 7 RBI, .867 SLG, 1.11 OPS	St. Paul
August 14	Anthony Prato	INF/OF	.421 (8-for-19), 3 2B, 1 3B, 1 HR, 5 RBI, .542 OBP, 1.384 OPS	St. Paul
August 21	Will Holland	OF	.316 (6-for-19), 1 2B, 2 HR, 8 RBI, 6 R, .458 OBP, 1.143 OPS	Wichita
August 28	Patrick Winkel	C	.389 (7-for-18), 1 2B, 2 HR, 6 RBI, .450 OBP, 1.228 OPS	Cedar Rapids
Sept. 4	Matt Wallner	OF	.409 (9-for-22), 4 2B, 1 3B, 2 HR, 8 RBI, 7 BB	St. Paul
Sept. 11	Keoni Cavaco	INF	.357 (5-for-14), 2 2B, 2 HR, 5 RBI, .375 OBP, 1.304 OPS	Fort Myers
Sept. 18	Brooks Lee	INF	.267 (4-for-15), 2 2B, 2 RBI, 3 BB	Wichita
Sept. 25	Jair Camargo	C	.375 (6-for-16), 1 2B, 3 HR, 9 RBI, 2 BB, .444 OBP, 1.444 OPS	Wichita

MINOR LEAGUE PITCHER OF THE WEEK

WEEK	NAME	POS	STATISTICS	AFFILIATE
April 17	Cade Povich	LHP	0.00 ERA, 5.0 IP, 1 H, 0 R/ER, 1 BB, 8 K in 1 start	Cedar Rapids
April 24	Marco Raya	RHP	0.00 ERA, 6.0 IP, 1 H, 0 R/ER, 0 BB, 10 K in 1 start	Fort Myers
May 1	Brent Headrick	LHP	0.00 ERA, 6.0 IP, 1 H, 1 BB, 10 K in 1 start	Cedar Rapids
May 15	David Festa	RHP	0.00 ERA, 6.0 IP, 0 H, 2 BB, 11 K in 1 start	Fort Myers
May 22	Cade Povich	LHP	0.00 ERA, 5.1 IP, 2 H, 1 BB, 5 K in 1 start	Cedar Rapids
May 29	Steven Hajjar	LHP	0.00 ERA, 5.2 IP, 2 H, 1 BB, 10 K in 1 start	Fort Myers
June 5	Steven Hajjar	LHP	2.07 ERA (4.1 IP, 1 ER), 2 H, 2 BB, 7 K in 1 start	Fort Myers
June 12	Louie Varland	RHP	1.64 ERA (11.0 IP, 2 ER), 8 H, 2 BB, 18 K in 2 starts	Wichita
June 19	David Festa	RHP	3.60 ERA (5.0 IP, 2 ER), 6 H, 5 K in 1 start	Cedar Rapids
June 26	Pierson Ohl	RHP	1.50 ERA (6.0 IP, 1 ER), 3 H, 1 BB, 8 K in 1 start	Fort Myers
July 3	Louie Varland	RHP	4.35 ERA (10.1 IP, 5 ER), 5 BB, 13 K in 2 starts	Wichita
July 10	Ronny Henriquez	RHP	0.00 ERA, 4.0 IP, 4 H, 4 K in 1 relief appearance	St. Paul
July 17	Sean Mooney	RHP	2.25 ERA (8.0 IP, 2 ER), 5 H, 3 BB, 12 K in 2 starts	Cedar Rapids
July 31	Ronny Henriquez	RHP	0.00 ERA, 4.0 IP, 5 H, 4 K in 1 relief appearance	St. Paul
August 7	Pierson Ohl	RHP	0.00 ERA, 5.0 IP, 5 H, 7 K in 1 start	Fort Myers
August 14	Louie Varland	RHP	0.00 ERA, 5.1 IP, 1 H, 2 BB, 8 K in 1 start	St. Paul
August 21	Daniel Gossett	RHP	3.18 ERA (11.1 IP, 4 ER), 3 H, 7 BB, 12 K in 2 starts	Wichita
August 28	Louie Varland	RHP	0.00 ERA, 6.0 IP, 3 H, 1 BB, 9 K in 1 start	St. Paul
Sept. 4	Brent Headrick	LHP	1.50 ERA (6.0 IP, 1 ER), 6 H, 1 BB, 9 K in 1 start	Wichita
Sept. 11	Jordan Balazovic	RHP	1.00 ERA (9.0 IP, 1 ER), 4 BB, 15 K in 2 starts	St. Paul
Sept. 18	David Festa	RHP	0.00 ERA, 6.0 IP, 2 H, 10 K in 1 start	Cedar Rapids
Sept. 25	Brent Headrick	LHP	0.00 ERA, 5.0 IP, 6 H, 1 UER, 8 K in 1 start	Wichita

TWINS 2022 FIRST-YEAR PLAYER DRAFT

RD (Pick)	PLAYER	POS	B/T	HT	WT	DOB	HOMETOWN	SCHOOL	SCOUT
1 (8)	Brooks Lee	SS	S/R	6'2"	205	2/14/01	San Luis Obispo, CA	Cal Poly	Tripp
2 (48)	Connor Prielipp	LHP	L/L	6'2"	210	1/10/01	Tomah, WI	University of Alabama	Williams
CB B (68)	Tanner Schobel	SS	R/R	5'10"	170	6/4/01	Williamsburg, VA	Virginia Tech	Wilson
4 (114)	Andrew Morris	RHP	R/R	6'0"	195	9/1/01	Boulder, CO	Texas Tech University	Brown
5 (144)	Ben Ross	SS	R/R	6'1"	180	6/6/01	Springfield, OH	Notre Dame College (OH)	Venuto
6 (174)	Jorel Ortega	2B	R/R	6'0"	194	1/22/01	Naranjito, PR	University of Tennessee	Powell
7 (204)	Kyle Jones	RHP	L/R	6'1"	200	2/7/00	St. Clair Shores, MI	University of Toledo	Venuto
8 (234)	Zebby Matthews	RHP	R/R	6'5"	210	5/22/00	Cullowhee, NC	Western Carolina	Dawson
9 (264)	Cory Lewis	RHP	R/R	6'5"	220	10/9/00	Huntington Beach, CA	Univ. of California, Santa Barbara	Tripp
10 (294)	Dalton Shuffield	SS	R/R	5'9"	170	3/31/99	San Antonio, TX	Texas State University	Brown
11 (324)	Andrew Cossetti	C	R/R	6'0"	215	1/31/00	Eagleview, PA	St. Joseph's University	Venuto
12 (354)	Nathan Baez	C	R/R	6'1"	191	5/17/01	Oro Valley, AZ	Arizona State University	Wagoner
13 (384)	C.J. Culpepper	RHP	R/R	6'3"	193	11/2/01	Rancho Cucamonga, CA	California Baptist University	Leavitt
14 (414)	Omari Daniel	SS	R/R	6'2"	185	5/4/04	Smyrna, GA	The Walker School (GA)	Powell
15 (444)	Ben Ethridge	RHP	R/R	6'2"	180	7/3/01	Collinsville, MS	Southern Mississippi	Williams
16 (474)	Jankel Ortiz	SS	S/R	6'0"	170	6/14/04	San Juan, PR	Academia Presbiteriana HS	Morales
17 (504)	Alec Sayre	OF	R/R	6'1"	195	10/5/00	Dover, OH	Wright State University	Venuto
18 (534)	Zachary Veen	LHP	L/L	6'0"	180	4/18/01	Eastvale, CA	Point Loma Nazarene University	Leavitt
19 (564)	Garrett McMillan	RHP	L/R	6'4"	230	2/10/01	Tuscaloosa, AL	University of Alabama	Williams
20 (594)	Korbyn Dickerson	OF	R/R	6'2"	190	10/30/03	Jeffersonville, IN	Trinity High School (KY)	Pohl

BOLD indicates signed player


* The Twins signed 18 players from the 2022 First-Year Player Draft.

BROOKS LEE

Brooks Lee, a 21-year-old infielder from California Polytechnic State University, was selected by the Twins in the first round (8th overall) of the 2022 First-Year Player Draft.

The switch-hitter hit .357/.462/.664 (84-for-235) with 25 doubles, one triple, 15 home runs, 55 RBI, 46 walks and 56 runs scored in 58 games as a sophomore for the Mustangs in 2022. He won the Brooks Wallace Award, given to the nation's top college shortstop.

Brooks made his professional debut on August 4 and hit .303 (37-for-122) with six doubles, four home runs, 15 RBI, 16 walks, 17 runs scored and an .839 OPS in 31 games between the FCL Twins, High-A Cedar Rapids and Double-A Wichita. He also played in the Postseason for both the Kernels and the Wind Surge, hitting a combined .400 (12-for-30) with three doubles and two RBI.




TANNER SCHOBEL

Tanner Schobel, a 21-year-old shortstop out of Virginia Tech University, was selected by the Twins in Competitive Balance Round B (68th overall) of the 2022 First-Year Player Draft.

The 5-foot-10, 170-pound infielder hit .362/.445/.689 (85-for-235) with 68 runs scored, 18 doubles, one triple, 19 home runs, 74 RBI and 35 walks in 59 games for the Hokies in 2022, leading the team in home runs, RBI and total bases (162).

He made his professional debut on August 4 for the FCL Twins and hit a combined .237 (27-for-114) with four doubles, one home run, 11 RBI 19 walks, seven stolen bases and 14 runs scored in 32 games between the FCL and Low-A Fort Myers.





POSTSEASON





1965 WORLD SERIES

TWINS VS. LOS ANGELES DODGERS

DODGERS:	AVG	G	AB	R	H	2B	3B	HR	RBI	BB	SO	SB
Crawford, ph	.500	2	2	0	1	0	0	0	0	0	1	0
Lefebvre, 2b	.400	3	10	2	4	0	0	0	0	0	0	0
Fairly, rf	.379	7	29	7	11	3	0	2	6	0	1	0
Wills, ss	.367	7	30	3	11	3	0	0	3	1	3	3
Osteen, p	.333	3	3	0	1	0	0	0	0	0	0	0
Parker, 1b	.304	7	23	3	7	0	1	1	2	3	3	2
Johnson, lf	.296	7	27	3	8	2	0	2	4	1	3	0
Roseboro, c	.286	7	21	1	6	1	0	0	3	5	3	1
W. Davis, cf	.231	7	26	3	6	0	0	0	0	0	2	3
Gilliam, 3b	.214	7	28	2	6	1	0	0	2	1	0	0
Tracewski, ph-2b	.118	6	17	0	2	0	0	0	0	1	5	0
Koufax, p	.111	3	9	0	1	0	0	0	1	1	5	0
Drysdale, p-ph	.000	3	5	0	0	0	0	0	0	0	4	0
Moon, ph	.000	2	2	0	0	0	0	0	0	0	0	0
Kennedy, 3b-pr	.000	4	1	0	0	0	0	0	0	0	0	0
LeJohn, ph	.000	1	1	0	0	0	0	0	0	0	1	0
Miller, p	.000	2	0	0	0	0	0	0	0	0	0	0
Perranoski, p	.000	2	0	0	0	0	0	0	0	0	0	0
Reed, p	.000	2	0	0	0	0	0	0	0	0	0	0
Brewer, p	.000	2	0	0	0	0	0	0	0	0	0	0
Totals	.274	7	234	24	64	10	1	5	21	13	31	9

Pitchers:	W	L	ERA	G	GS	CG	SHO	SV	IP	H	R	ER	BB	SO
Miller	0	0	0.00	2	0	0	0	0	1.1	0	0	0	0	0
Koufax	2	1	0.38	3	3	2	2	0	24.0	13	2	1	5	29
Osteen	1	1	0.64	2	2	1	1	0	14.0	9	2	1	5	4
Drysdale	1	1	3.86	2	2	1	0	0	11.2	12	9	5	3	15
Brewer	0	0	4.50	1	0	0	0	0	2.0	3	1	1	0	1
Perranoski	0	0	7.36	2	0	0	0	0	3.2	3	3	3	4	1
Reed	0	0	8.10	2	0	0	0	0	3.1	2	3	3	2	4
Totals	4	3	2.10	14	7	4	3	0	60.0	42	20	13	19	54

TWINS:	AVG	G	AB	R	H	2B	3B	HR	RBI	BB	SO	SB
Killebrew, 3b	.286	7	21	2	6	0	0	1	2	6	4	0
Versalles, ss	.286	7	28	3	8	1	1	1	4	2	7	1
Valdespino, lf-ph	.273	5	11	1	3	1	0	0	0	0	1	0
Grant, p	.250	3	8	3	2	1	0	1	3	0	1	0
Nossek, cf-ph	.200	6	20	0	4	0	0	0	0	0	1	0
Quilici, 2b	.200	7	20	2	4	2	0	0	1	4	3	0
Oliva, rf	.192	7	26	2	5	1	0	1	2	1	6	0
Kaat, p	.167	3	6	0	1	0	0	0	2	0	5	0
Hall, cf	.143	2	7	0	1	0	0	0	0	1	5	0
Mincher, 1b	.130	7	23	3	3	0	0	1	1	2	7	0
Allison, lf	.125	5	16	3	2	1	0	1	2	2	9	1
Batley, c	.120	7	25	1	3	1	0	1	2	0	5	0
Rollins, ph	.000	3	2	0	0	0	0	0	0	1	0	0
Zimmerman, c	.000	2	1	0	0	0	0	0	0	0	0	0
Pascual, p	.000	1	1	0	0	0	0	0	0	0	0	0
Klippstein, p	.000	2	0	0	0	0	0	0	0	0	0	0
Merritt, p	.000	2	0	0	0	0	0	0	0	0	0	0
Perry, p	.000	2	0	0	0	0	0	0	0	0	0	0
Worthington, p	.000	2	0	0	0	0	0	0	0	0	0	0
Boswell, p	.000	1	0	0	0	0	0	0	0	0	0	0
Pleis, p	.000	1	0	0	0	0	0	0	0	0	0	0
Totals	.195	7	215	20	42	7	2	6	19	19	54	2

Pitchers:	W	L	ERA	G	GS	CG	SHO	SV	IP	H	R	ER	BB	SO
Worthington	0	0	0.00	2	0	0	0	0	4.0	2	1	0	2	2
Klippstein	0	0	0.00	2	0	0	0	0	2.2	2	1	0	2	3
Merritt	0	0	2.70	2	0	0	0	0	3.1	2	0	1	0	2
Grant	2	1	2.74	3	3	2	0	0	23.0	22	8	7	2	12
Boswell	0	0	3.38	1	0	0	0	0	2.2	3	1	1	2	3
Kaat	1	2	3.77	3	3	1	0	0	14.1	18	7	6	2	6
Perry	0	0	4.50	2	0	0	0	0	4.0	5	2	2	2	4
Pascual	0	1	5.40	1	1	0	0	0	5.0	8	3	3	1	0
Pleis	0	0	9.00	1	0	0	0	0	1.0	2	1	1	0	0
Totals	3	4	3.15	17	7	3	0	0	60.0	64	24	21	13	31

1965 WORLD SERIES (CONTINUED)

GAME 1 Wednesday, October 6 at Minnesota

Los Angeles	0	1	0	0	0	0	0	1	—	2	10	1
Minnesota	0	1	6	0	0	1	0	0	x	8	10	0
WP — Grant. LP — Drysdale.												
Drysdale, Reed (3), Brewer (5), Perranoski (7) and Roseboro.												
Grant and Battey.												
HR — Fairly, Mincher, Versalles. T — 2:29. A — 47,797.												

GAME 2 Thursday, October 7 at Minnesota

Los Angeles	0	0	0	0	0	0	1	0	0	—	1	7	3
Minnesota	0	0	0	0	0	2	1	2	x	—	5	9	0
WP — Kaat. LP — Koufax.													
Koufax, Perranoski (7), Miller (8) and Roseboro.													
Kaat and Battey.													
T — 2:13. A — 48,700.													

GAME 3 Saturday, October 9 at Los Angeles

Minnesota	0	0	0	0	0	0	0	0	—	0	5	0
Los Angeles	0	0	0	2	1	1	0	0	x	4	10	1
WP — Osteen. LP — Pascual.												
Pascual, Merritt (6), Klippstein (8) and Battey, Zimmerman (7).												
Osteen and Roseboro.												
T — 2:06. A — 55,934.												

GAME 4 Sunday, October 10 at Los Angeles

Minnesota	0	0	0	1	0	1	0	0	—	2	5	2
Los Angeles	1	1	0	1	0	3	0	1	x	7	10	0
WP — Drysdale. LP — Grant.												
Grant, Worthington (6), Pleis (8) and Battey, Zimmerman (7).												
Drysdale and Roseboro.												
HR — Killebrew, Parker, Oliva, Johnson. T — 2:15. A — 55,920.												

GAME 5 Monday, October 11 at Los Angeles

Minnesota	0	0	0	0	0	0	0	0	—	0	4	1
Los Angeles	2	0	2	1	0	0	2	0	x	7	14	0
WP — Koufax. LP — Kaat.												
Kaat, Boswell (3), Perry (6) and Battey.												
Koufax and Roseboro.												
T — 2:34. A — 55,801.												

GAME 6 Wednesday, October 13 at Minnesota

Los Angeles	0	0	0	0	0	1	0	0	—	1	6	1
Minnesota	0	0	0	2	0	3	0	0	x	5	6	1
WP — Grant. LP — Osteen.												
Osteen, Reed (6), Miller (8) and Roseboro.												
Grant and Battey.												
HR — Fairly, Allison, Grant. T — 2:16. A — 49,578.												

GAME 7 Thursday, October 14 at Minnesota

Los Angeles	0	0	0	2	0	0	0	0	—	2	7	0
Minnesota	0	0	0	0	0	0	0	0	—	0	3	1
WP — Koufax. LP — Kaat.												
Koufax and Roseboro.												
Kaat, Worthington (4), Klippstein (6), Merritt (7), Perry (9) and Battey.												
HR — Johnson. T — 2:27. A — 50,596.												



1969 AMERICAN LEAGUE CHAMPIONSHIP SERIES

TWINS VS. BALTIMORE ORIOLES

ORIOLES:	AVG	G	AB	R	H	2B	3B	HR	RBI	BB	SO	SB
B. Robinson, 3b	.500	3	14	1	7	1	0	0	0	0	0	0
Motton, ph	.500	2	2	0	1	0	0	0	1	0	0	0
Blair, cf	.400	3	15	1	6	2	0	1	6	2	2	0
Powell, 1b	.385	3	13	2	5	0	0	1	1	2	0	0
F. Robinson, rf	.333	3	12	1	4	2	0	1	2	3	3	0
Buford, lf	.286	3	14	3	4	1	0	0	1	3	0	0
Belanger, ss	.267	3	15	4	4	0	1	1	1	0	0	0
Hendricks, ph-c	.250	3	8	2	2	2	0	0	3	1	2	0
Johnson, 2b	.231	3	13	2	3	0	0	0	0	2	1	0
Palmer, p	.000	1	5	0	0	0	0	0	0	0	3	0
Etchebarren, c	.000	2	4	0	0	0	0	0	0	0	0	0
McNally, p	.000	1	4	0	0	0	0	0	0	0	2	0
Cuellar, p	.000	1	2	0	0	0	0	0	0	0	1	0
May, ph	.000	1	1	0	0	0	0	0	0	0	0	0
Salmon, ph	.000	1	1	0	0	0	0	0	0	0	0	0
R. Hall, p	.000	1	0	0	0	0	0	0	0	0	0	0
Lopez, p	.000	1	0	0	0	0	0	0	0	0	0	0
Rettenmund, ph	.000	1	0	0	0	0	0	0	0	0	0	0
Richert, p	.000	1	0	0	0	0	0	0	0	0	0	0
Watt, p	.000	1	0	0	0	0	0	0	0	0	0	0
Totals	.293	3	123	16	36	8	1	4	15	13	14	0

Pitchers:	W	L	ERA	G	GS	CG	SHO	SV	IP	H	R	ER	BB	SO
McNally	1	0	0.00	1	1	1	1	0	11.0	3	0	0	5	11
Watt	0	0	0.00	1	0	0	0	0	2.0	0	0	0	0	2
Richert	0	0	0.00	1	0	0	0	0	1.0	0	0	0	2	2
R. Hall	1	0	0.00	1	0	0	0	0	0.2	0	0	0	0	1
Lopez	0	0	0.00	1	0	0	0	0	0.1	1	0	0	2	0
Palmer	1	0	2.00	1	1	1	1	0	9.0	10	2	2	2	4
Cuellar	0	0	2.25	1	1	0	0	0	8.0	3	3	2	1	7
Totals	3	0	1.13	7	3	2	1	0	32.0	17	5	4	12	27

DID YOU Know?

...that when Rick Aguilera pinch-hit for Mark Guthrie in Game 3 of the 1991 World Series, he became the first pitcher to be used in that role since Don Drysdale did so for the Dodgers in Game 2 of the 1965 Series vs. Minnesota.

1969 ALCS (CONTINUED)

TWINS:	AVG	G	AB	R	H	2B	3B	HR	RBI	BB	SO	SB
Nettles, ph	1.000	1	1	0	1	0	0	0	0	0	0	0
Woodson, p	1.000	1	1	0	1	0	0	0	0	0	0	0
Oliva, rf	.385	3	13	3	5	2	0	1	2	1	3	1
Roseboro, c	.200	2	5	0	1	0	0	0	0	0	0	0
Reese, lb	.167	3	12	0	2	0	0	0	2	1	1	0
Uhlender, lf	.167	2	6	0	1	0	0	0	0	0	0	0
Cardenas, ss	.154	3	13	0	2	0	1	0	0	0	7	0
Mitterwald, c	.143	2	7	0	1	0	0	0	0	1	3	0
Killebrew, 3b	.125	3	8	2	1	1	0	0	0	6	2	0
Tovar, cf	.077	3	13	0	1	0	0	0	0	1	2	1
Carew, 2b	.071	3	14	0	1	0	0	0	0	1	4	0
Allison, lf	.000	2	8	0	0	0	0	0	1	0	0	0
Boswell, p	.000	1	4	0	0	0	0	0	0	0	4	0
Perry, p	.000	1	3	0	0	0	0	0	0	0	1	0
Perranoski, p	.000	3	1	0	0	0	0	0	0	0	0	0
Renick, ph	.000	1	1	0	0	0	0	0	0	0	0	0
Chance, p	.000	1	0	0	0	0	0	0	0	0	0	0
Grzenda, p	.000	1	0	0	0	0	0	0	0	0	0	0
T. Hall, p	.000	1	0	0	0	0	0	0	0	0	0	0
Manuel, ph	.000	1	0	0	0	0	0	0	0	1	0	0
Miller, p	.000	1	0	0	0	0	0	0	0	0	0	0
Worthington, p	.000	1	0	0	0	0	0	0	0	0	0	0
Totals	.155	3	110	5	17	3	1	1	5	12	27	2

Pitchers:	W	L	ERA	G	GS	CG	SHO	SV	IP	H	R	ER	BB	SO
Grzenda	0	0	0.00	1	0	0	0	0	0.2	0	0	0	0	0
T. Hall	0	0	0.00	1	0	0	0	0	0.2	0	0	0	0	0
Boswell	0	1	0.84	1	1	0	0	0	10.2	7	1	1	7	4
Perry	0	0	3.38	1	1	0	0	0	8.0	6	3	3	3	3
Miller	0	1	5.40	1	1	0	0	0	1.2	5	3	1	0	0
Perranoski	0	1	5.79	3	0	0	0	0	4.2	8	3	3	0	2
Worthington	0	0	6.75	1	0	0	0	0	1.1	3	1	1	0	1
Woodson	0	0	10.80	1	0	0	0	0	1.2	3	2	2	3	2
Chance	0	0	13.50	1	0	0	0	0	2.0	4	3	3	0	2
Totals	0	3	4.02	11	3	0	0	0	31.1	36	16	14	13	14

GAME 1 Saturday, October 4 at Baltimore


Minnesota	0	0	0	0	1	0	2	0	0	0	0	—	3	4	2	
Baltimore	0	0	0	1	1	0	0	0	1	0	0	1	—	4	10	1
WP — Hall. LP — Perranoski.																
Perry, Perranoski (9) and Mitterwald, Roseboro (12).																
Cuellar, Richert (9), Watt (10), Lopez (12), R. Hall (12) and Hendricks, Etchebarren (10).																
HR — F. Robinson, Belanger, Oliva, Powell.																
T — 3:29. A — 39,324.																

GAME 3 Monday, October 6 at Minnesota

Baltimore	0	3	0	2	0	1	0	2	3	—	11	18	0
Minnesota	1	0	0	0	1	0	0	0	0	—	2	10	2
WP — Palmer. LP — Miller.													
Palmer and Hendricks.													
Miller, Woodson (2), T. Hall (4), Worthington (5), Grzenda (6), Chance (7), Perranoski (9) and Roseboro.													
HR — Blair. T — 2:48. A — 32,735.													

GAME 2 Sunday, October 5 at Baltimore

Minnesota	0	0	0	0	0	0	0	0	0	—	0	3	1
Baltimore	0	0	0	0	0	0	0	0	0	1	—	1	8
WP — McNally. LP — Boswell.													
Boswell, Perranoski (11) and Mitterwald.													
McNally and Etchebarren, Hendricks (10).													
T — 3:17. A — 41,704.													





1970 AMERICAN LEAGUE CHAMPIONSHIP SERIES

TWINS VS. BALTIMORE ORIOLES

ORIOLES:	AVG	G	AB	R	H	2B	3B	HR	RBI	BB	SO	SB		
B. Robinson, 3b	.583	3	12	3	7	2	0	0	1	0	1	0		
Cuellar, p	.500	1	2	1	1	0	0	1	4	0	1	0		
R. Hall, p	.500	1	2	1	1	0	0	0	0	0	1	0		
Powell, 1b	.429	3	14	2	6	2	0	1	6	0	3	0		
Buford, lf	.429	2	7	2	3	1	0	1	3	2	0	0		
Hendricks, c	.400	1	5	2	2	0	0	0	0	0	1	0		
McNally, p	.400	1	5	1	2	1	0	0	1	0	1	0		
Johnson, 2b	.364	3	11	4	4	0	0	2	4	1	1	0		
Belanger, ss	.333	3	12	5	4	0	0	0	1	1	0	0		
Rettenmund, lf	.333	1	3	1	1	0	0	0	1	2	1	1		
Palmer, p	.250	1	4	1	1	1	0	0	1	0	0	0		
F. Robinson, rf	.200	3	10	3	2	0	0	1	2	5	2	0		
Etchebarren, c	.111	2	9	1	1	0	0	0	0	0	3	0		
Blair, cf	.077	3	13	0	1	0	0	0	0	1	4	0		
Totals	.330	3	109	27	36	7	0	6	24	12	19	1		
Pitchers:	W	L	ERA	G	GS	CG	SHO	SV	IP	H	R	ER	BB	SO
R. Hall	1	0	0.00	1	0	0	0	0	4.2	1	0	0	0	3
Palmer	1	0	1.00	1	1	1	0	0	9.0	7	1	1	3	12
McNally	1	0	3.00	1	1	1	0	0	9.0	6	3	3	5	5
Cuellar	0	0	12.46	1	1	0	0	0	4.1	10	6	6	1	2
Totals	3	0	3.33	4	3	2	0	0	27.0	24	10	10	9	22

TWINS:	AVG	G	AB	R	H	2B	3B	HR	RBI	BB	SO	SB		
Oliva, rf	.500	3	12	2	6	2	0	1	1	0	1	0		
Mitterwald, c	.500	2	8	2	4	1	0	0	2	0	2	0		
Tovar, cf-2b-lf	.385	3	13	2	5	0	1	0	1	0	0	0		
Killebrew, 3b-1b	.273	3	11	2	3	0	0	2	4	2	4	0		
Ratliff, c	.250	1	4	0	1	0	0	0	0	0	1	0		
Renick, 3b-ph	.200	2	5	0	1	0	0	0	0	0	1	0		
Cardenas, ss	.182	3	11	1	2	0	0	0	1	1	1	0		
Reese, 1b	.143	2	7	0	1	0	0	0	0	1	1	0		
Thompson, 2b	.125	3	8	0	1	1	0	0	0	1	0	0		
Alvea, lf-ph	.000	3	7	1	0	0	0	0	0	2	3	0		
Holt, ph-cf-pr	.000	3	5	0	0	0	0	0	0	0	2	0		
Allison, ph	.000	3	2	0	0	0	0	0	0	1	1	0		
Quilici, 2b-ph	.000	3	2	0	0	0	0	0	0	0	1	0		
Carew, ph	.000	2	2	0	0	0	0	0	0	0	1	0		
T. Hall, p	.000	2	1	0	0	0	0	0	0	0	1	0		
Perry, p	.000	2	1	0	0	0	0	0	1	0	0	0		
Kaat, p	.000	1	1	0	0	0	0	0	0	0	1	0		
Manuel, ph	.000	1	1	0	0	0	0	0	0	0	1	0		
Perranoski, p	.000	2	0	0	0	0	0	0	0	0	0	0		
Tiant, p-pr	.000	2	0	0	0	0	0	0	0	0	0	0		
Williams, p	.000	2	0	0	0	0	0	0	0	1	0	0		
Zepp, p	.000	2	0	0	0	0	0	0	0	0	0	0		
Blyleven, p	.000	1	0	0	0	0	0	0	0	0	0	0		
Woodson, p	.000	1	0	0	0	0	0	0	0	0	0	0		
Totals	.238	3	101	10	24	4	1	3	10	9	22	0		
Pitchers:	W	L	ERA	G	GS	CH	SHO	SV	IP	H	R	ER	BB	SO
Williams	0	0	0.00	2	0	0	0	0	6.0	2	0	0	1	2
Blyleven	0	0	0.00	1	0	0	0	0	2.0	2	1	0	0	2
T. Hall	0	1	6.75	2	1	0	0	0	5.1	6	4	4	4	6
Zepp	0	0	6.75	2	0	0	0	0	1.1	2	1	1	2	2
Kaat	0	1	9.00	1	1	0	0	0	2.0	6	4	2	2	1
Woodson	0	0	9.00	1	0	0	0	0	1.0	2	1	1	1	0
Perry	0	1	13.50	2	1	0	0	0	5.1	10	9	8	1	3
Tiant	0	0	13.50	1	0	0	0	0	0.2	1	2	1	0	0
Perranoski	0	0	19.29	2	0	0	0	0	2.1	5	5	5	1	3
Totals	0	3	7.62	14	3	0	0	0	26.0	36	27	22	12	19

DID YOU Know?

...that the last time the Twins/Senators won a World Series road game was on October 7, 1925. Starting pitcher Walter Johnson allowed one run on five hits in 9.0 innings pitched to go along with 10 strikeouts in Game 1 vs. Pittsburgh. Since that game, the Twins/Senators have 14-straight losses (three-straight losses in '25, two straight in '33, three straight in '65, three straight in '87 and three more in '91).

1970 ALCS [CONTINUED]

GAME 1 Saturday, October 3 at Minnesota

Baltimore	0	2	0	7	0	1	0	0	0	—	10	13	0
Minnesota	1	1	0	1	3	0	0	0	0	—	6	11	2
WP — Hall. LP — Perry.													
Cuellar, R. Hall (5) and Hendricks.													
Perry, Zepp (4), Woodson (5), Williams (6), Perranoski (9) and Mitterwald.													
HR — Cuellar, Buford, Powell, Killebrew. T — 2:36. A — 26,847.													

GAME 3 Monday, October 5 at Baltimore

Minnesota	0	0	0	0	1	0	0	0	0	—	1	7	2
Baltimore	1	1	3	0	0	0	1	0	x	—	6	10	0
WP — Palmer. LP — Kaat.													
Kaat, Blyleven (3), T. Hall (5), Perry (7) and Ratliff.													
Palmer and Etchebarren.													
HR — Johnson. T — 2:20. A — 27,608.													

GAME 2 Sunday, October 4 at Minnesota

Baltimore	1	0	2	1	0	0	0	0	7	—	11	13	0
Minnesota	0	0	0	3	0	0	0	0	0	—	3	6	2
WP — McNally. LP — Hall.													
McNally and Etchebarren.													
T. Hall, Zepp (4), Williams (5), Perranoski (8), Tiant (9) and Mitterwald.													
HR — F. Robinson, Killebrew, Oliva, Johnson. T — 2:59. A — 27,490.													



1987 AMERICAN LEAGUE CHAMPIONSHIP SERIES

TWINS VS. DETROIT TIGERS

TIGERS:	AVG	G	AB	R	H	2B	3B	HR	RBI	BB	SO	SB
Grubb, ph-dh	.571	4	7	0	4	0	0	0	0	0	1	0
Morrison, dh-3b	.400	2	5	1	2	0	0	0	0	0	1	0
Hernon, rf-ph-dh	.333	3	9	1	3	1	0	0	2	1	1	1
Sheridan, rf-pr	.300	5	10	2	3	1	0	1	2	0	2	0
Evans, 1b-3b	.294	5	17	0	5	0	0	0	0	4	2	0
Gibson, lf	.286	5	21	4	6	1	0	1	4	3	8	3
Heath, c	.286	3	7	1	2	0	0	1	2	0	0	0
Lemon, cf	.278	5	18	4	5	0	0	2	4	1	4	0
Bergman, ph-dh-1b	.250	4	4	0	1	0	0	0	2	0	1	0
Trammell, ss	.200	5	20	3	4	1	0	0	2	1	2	0
Whitaker, 2b	.176	5	17	4	3	0	0	1	1	7	3	1
Nokes, ph-dh-c	.143	5	14	2	2	0	0	1	2	1	4	0
Brookens, 3b	.000	5	13	0	0	0	0	0	0	0	3	0
Madlock, dh	.000	1	5	0	0	0	0	0	0	0	3	0
Totals	.240	5	167	23	40	4	0	7	21	18	35	5

Pitchers:	W	L	ERA	G	GS	CG	SHO	SV	IP	H	R	ER	BB	SO
Petry	0	0	0.00	1	0	0	0	0	3.1	1	1	0	0	1
Hernandez	0	0	0.00	1	0	0	0	0	0.1	2	0	0	0	0
Robinson	0	0	0.00	1	0	0	0	0	0.1	1	0	0	0	0
Thurmond	0	0	0.00	1	0	0	0	0	0.1	0	0	0	0	0
King	0	0	1.69	2	0	0	0	0	5.1	3	1	2	4	1
Tanana	0	1	5.06	1	1	0	0	0	5.1	6	4	3	4	1
Morris	0	1	6.75	1	1	1	0	0	8.0	6	6	6	3	7
Terrell	0	0	9.00	1	1	0	0	0	6.0	7	6	6	4	4
Alexander	0	2	10.00	2	2	0	0	0	9.0	14	10	10	1	5
Henneman	1	0	10.80	1	0	0	0	0	5.0	6	6	6	6	3
Totals	1	4	6.70	12	5	1	0	0	43.0	46	34	32	20	25

TWINS:	AVG	G	AB	R	H	2B	3B	HR	RBI	BB	SO	SB
Larkin, ph	1.000	1	1	0	1	1	0	0	1	0	0	0
Butera, c	.667	1	3	0	2	0	0	0	0	0	0	0
Brunansky, rf	.412	5	17	5	7	4	0	2	9	4	3	0
Baylor, ph-dh	.400	2	5	0	2	0	0	0	1	0	0	0
Gladden, lf	.350	5	20	5	7	2	0	0	5	2	1	0
Gaetti, 3b	.300	5	20	5	6	1	0	2	5	1	3	0
Gagne, ss	.278	5	18	5	5	3	0	2	3	3	4	0
Lombardozzi, 2b-pr	.267	5	15	2	4	0	0	0	1	2	2	0
Bush, dh	.250	4	12	4	3	0	1	0	2	3	2	3
Puckett, cf	.208	5	24	3	5	1	0	1	3	0	5	1
Herbek, 1b	.150	5	20	4	3	0	0	1	1	3	0	0
Laudner, c	.071	5	14	1	1	1	0	0	2	2	5	0
Newman, 2b	.000	1	2	0	0	0	0	0	0	0	0	0
Davidson, pr	.000	1	0	0	0	0	0	0	0	0	0	0
Totals	.269	5	171	34	46	13	1	8	33	20	25	4

Pitchers:	W	L	ERA	G	GS	CG	SHO	SV	IP	H	R	ER	BB	SO
Schatzeder	0	0	0.00	2	0	0	0	0	4.1	2	0	0	0	5
Atterton	0	0	0.00	1	0	0	0	0	0.1	1	0	0	0	0
Berenguer	0	0	1.50	4	0	0	0	1	6.0	1	1	1	3	6
Blyleven	2	0	4.05	2	2	0	0	0	13.1	12	6	6	3	9
Reardon	1	1	5.06	4	0	0	0	2	5.1	7	3	3	3	5
Viola	1	0	5.25	2	2	0	0	0	12.0	14	8	7	5	9
Straker	0	0	16.88	1	1	0	0	0	2.2	3	5	5	4	1
Totals	4	1	4.50	16	5	0	0	3	44.0	40	23	22	18	35

1987 ALCS (CONTINUED)

GAME 1 Wednesday, October 7 at Minnesota

Detroit	0	0	1	0	0	1	1	2	0	—	5	10	0
Minnesota	0	1	0	0	3	0	0	4	x	—	8	10	0

WP — Reardon. LP — Alexander.
Alexander, Henneman (8), Hernandez (8), King (8) and Heath.
Viola, Reardon (8) and Laudner.
HR — Gaetti 2, Heath, Gibson. T — 2:46. A — 53,269.

GAME 2 Thursday, October 8 at Minnesota

Detroit	0	2	0	0	0	0	0	1	0	—	3	7	1
Minnesota	0	3	0	2	1	0	0	0	x	—	6	6	0

WP — Blyleven. LP — Morris. Save — Berenguer.
Morris and Heath, Nokes (8).
Blyleven, Berenguer (8) and Laudner.
HR — Lemon, Hrbek, Whitaker. T — 2:54. A — 55,245.

GAME 3 Saturday, October 10 at Detroit

Minnesota	0	0	0	2	0	2	2	0	0	—	6	8	1
Detroit	0	0	5	0	0	0	0	2	x	—	7	7	0

WP — Henneman. LP — Reardon.
Straker, Schatzeder (3), Berenguer (7), Reardon (8) and Butera, Laudner (7).
Terrell, Henneman (7) and Nokes.
HR — Gagne, Brunansky, Sheridan. T — 3:29. A — 49,730.

GAME 4 Sunday, October 11 at Detroit

Minnesota	0	0	1	1	1	1	0	1	0	—	5	7	1
Detroit	1	0	0	0	1	1	0	0	0	—	3	7	3

WP — Viola. LP — Tanana. Save — Reardon.
Viola, Atherton (6), Berenguer (6), Reardon (9) and Laudner.
Tanana, Petry (6), Thurmond (9) and Heath.
HR — Puckett, Gagne. T — 3:24. A — 51,939.

GAME 5 Monday, October 12 at Detroit

Minnesota	0	4	0	0	0	0	0	1	1	3	—	9	15	1
Detroit	0	0	0	3	0	0	0	1	1	1	—	5	9	1

WP — Blyleven. LP — Alexander. Save — Reardon.
Blyleven, Schatzeder (7), Berenguer (8), Reardon (8) and Laudner.
Alexander, King (2), Henneman (7), Robinson (9) and Nokes.
HR — Nokes, Lemon, Brunansky. T — 3:14. A — 47,448.



1987 WORLD SERIES

TWINS VS. ST. LOUIS CARDINALS

CARDINALS:	AVG	G	AB	R	H	2B	3B	HR	RBI	BB	SO	SB		
Pendleton, dh-ph	.429	3	7	2	3	0	0	0	1	1	1	2		
Peña, c-dh	.409	7	22	2	9	1	0	0	4	3	2	1		
McGee, cf	.370	7	27	2	10	2	0	0	4	0	9	0		
Lindeman, 1b-ph-rf	.333	6	15	3	5	1	0	0	2	0	3	0		
Lake, c	.333	3	3	0	1	0	0	0	1	0	0	0		
Ford, rf-ph	.308	5	13	1	4	0	0	0	2	1	1	0		
Herr, 2b	.250	7	28	2	7	0	0	1	1	2	2	0		
Oquendo, rf-3b	.250	7	24	2	6	0	0	0	2	1	4	0		
Pagnozzi, dh-ph	.250	2	4	0	1	0	0	0	0	0	0	0		
Driessen, 1b	.231	4	13	3	3	2	0	0	1	1	1	0		
Smith, ss	.214	7	28	3	6	0	0	0	2	2	3	2		
Coleman, lf	.143	7	28	5	4	2	0	0	2	2	10	6		
Lawless, 3b	.100	3	10	1	1	0	0	1	3	0	4	0		
Cox, p	.000	3	2	0	0	0	0	0	0	0	1	0		
Forsch, p	.000	3	2	0	0	0	0	0	0	0	0	0		
Tudor, p	.000	2	2	0	0	0	0	0	0	0	2	0		
Morris, rf	.000	1	2	0	0	0	0	0	0	0	0	0		
Dayley, p	.000	4	1	0	0	0	0	0	0	0	1	0		
Mathews, p	.000	1	1	0	0	0	0	0	0	0	0	0		
Worrell, p	.000	4	0	0	0	0	0	0	0	0	0	0		
Horton, p	.000	2	0	0	0	0	0	0	0	0	0	0		
Magrane, p	.000	2	0	0	0	0	0	0	0	0	0	0		
Tunnell, p	.000	2	0	0	0	0	0	0	0	0	0	0		
Johnson, pr	.000	1	0	0	0	0	0	0	0	0	0	0		
Totals	.259	7	232	26	60	8	0	2	25	13	44	12		
Pitchers:	W	L	ERA	G	GS	CG	SHO	SV	IP	H	R	ER	BB	SO
Worrell	0	0	1.29	4	0	0	0	2	7.0	6	1	1	4	3
Dayley	0	0	1.93	4	0	0	0	1	4.2	2	1	1	0	3
Tunnell	0	0	2.08	2	0	0	0	0	4.1	4	2	1	2	1
Mathews	0	0	2.45	1	1	0	0	0	3.2	2	1	1	2	3
Tudor	1	1	5.73	2	2	0	0	0	11.0	15	7	7	3	8
Horton	0	0	6.00	2	0	0	0	0	3.0	5	2	2	0	1
Cox	1	2	7.71	3	2	0	0	0	11.2	13	10	10	8	9
Magrane	0	1	8.59	2	2	0	0	0	7.1	9	7	7	5	5
Forsch	1	0	9.95	3	0	0	0	0	6.1	8	7	7	5	3
Totals	3	4	5.64	23	7	0	0	3	59.0	64	38	37	29	36

DID YOU Know?

...that the 1987 World Series was the first in which games were played indoors.

1987 WORLD SERIES [CONTINUED]

TWINS:	AVG	G	AB	R	H	2B	3B	HR	RBI	BB	SO	SB
Smalley, ph	.500	4	2	0	1	1	0	0	0	2	0	0
Lombardozzi, 2b	.412	6	17	3	7	1	0	1	4	2	2	0
Baylor, dh-ph	.385	5	13	3	5	0	0	1	3	1	1	0
Puckett, cf	.357	7	28	5	10	1	1	0	3	2	1	1
Laudner, c	.318	7	22	4	7	1	0	1	4	5	4	0
Gladden, lf	.290	7	31	3	9	2	1	1	7	3	4	2
Gaetti, 3b	.259	7	27	4	7	2	1	1	4	2	5	2
Hrbek, 1b	.208	7	24	4	5	0	0	1	6	5	3	0
Gagne, ss	.200	7	30	5	6	1	0	1	3	1	6	0
Brunansky, rf	.200	7	25	5	5	0	0	0	2	4	4	1
Newman, pr-2b-ph	.200	4	5	0	1	0	0	0	0	1	1	0
Bush, dh-ph	.167	4	6	1	1	1	0	0	2	0	1	0
Larkin, 1b-ph	.000	5	3	1	0	0	0	0	0	1	0	0
Straker, p	.000	2	2	0	0	0	0	0	0	0	2	0
Viola, p	.000	3	1	0	0	0	0	0	0	0	1	0
Blyleven, p	.000	2	1	0	0	0	0	0	0	0	1	0
Davidson, rf-ph	.000	2	1	0	0	0	0	0	0	0	0	0
Reardon, p	.000	4	0	0	0	0	0	0	0	0	0	0
Berenguer, p	.000	3	0	0	0	0	0	0	0	0	0	0
Schatzeder, p	.000	3	0	0	0	0	0	0	0	0	0	0
Atherton, p	.000	2	0	0	0	0	0	0	0	0	0	0
Butera, c	.000	1	0	0	0	0	0	0	0	0	0	0
Frazier, p	.000	1	0	0	0	0	0	0	0	0	0	0
Niekro, p	.000	1	0	0	0	0	0	0	0	0	0	0
Totals	.269	7	238	38	64	10	3	7	38	29	36	6

Pitchers:	W	L	ERA	G	GS	CG	SHO	SV	IP	H	R	ER	BB	SO
Reardon	0	0	0.00	4	0	0	0	1	4.2	5	0	0	0	3
Frazier	0	0	0.00	1	0	0	0	0	2.0	1	0	0	0	2
Niekro	0	0	0.00	1	0	0	0	0	2.0	1	0	0	1	1
Blyleven	1	1	2.77	2	2	0	0	0	13.0	13	5	4	2	12
Viola	2	1	3.72	3	3	0	0	0	19.1	17	8	8	3	16
Straker	0	0	4.00	2	2	0	0	0	9.0	9	4	4	3	6
Schatzeder	1	0	6.23	3	0	0	0	0	4.1	4	3	3	3	3
Atherton	0	0	6.75	2	0	0	0	0	1.1	0	1	1	1	0
Berenguer	0	1	10.38	3	0	0	0	0	4.1	10	5	5	0	1
Totals	4	3	3.75	21	7	0	0	1	60.0	60	26	25	13	44

GAME 1 Saturday, October 17 at Minnesota

St. Louis	0	1	0	0	0	0	0	—	1	5	1	
Minnesota	0	0	0	7	2	0	1	0	x	10	11	0
WP — Viola.	LP — Magrane.											
Magrane, Forsch (4), Horton (7) and Peña, Lake (8).												
Viola, Atherton (9) and Laudner.												
HR — Gladden, Lombardozzi. T — 2:39. A — 55,171.												

GAME 2 Sunday, October 18 at Minnesota

St. Louis	0	0	0	0	1	0	1	2	0	—	4	9	0
Minnesota	0	1	0	6	0	1	0	0	x	—	8	10	0
WP — Blyleven.	LP — Cox.												
Cox, Tunnell (4), Dayley (7), Worrell (8) and Peña.													
Blyleven, Berenguer (8), Reardon (9) and Laudner.													
HR — Gaetti, Laudner. T — 2:42. A — 55,257.													

GAME 3 Tuesday, October 20 at St. Louis

Minnesota	0	0	0	0	0	1	0	0	0	—	1	5	1
St. Louis	0	0	0	0	0	0	3	0	x	—	3	9	1
WP — Tudor.	LP — Berenguer.	Save — Worrell.											
Straker, Berenguer (7), Schatzeder (7) and Laudner.													
Tudor, Worrell (8) and Peña.													
T — 2:45. A — 55,347.													

GAME 4 Wednesday, October 21 at St. Louis

Minnesota	0	0	1	0	1	0	0	0	0	—	2	7	1
St. Louis	0	0	1	6	0	0	0	0	x	—	7	10	1
WP — Forsch.	LP — Viola.	Save — Dayley.											
Viola, Schatzeder (4), Niekro (5), Frazier (7) and Laudner, Butera (8).													
Mathews, Forsch (4), Dayley (7) and Peña.													
HR — Gagne, Lawless. T — 3:11. A — 55,347.													

GAME 5 Thursday, October 22 at St. Louis

Minnesota	0	0	0	0	0	0	0	2	0	—	2	6	1
St. Louis	0	0	0	0	0	3	1	0	x	—	4	10	1
WP — Cox.	LP — Blyleven.	Save — Worrell.											
Blyleven, Atherton (7), Reardon (7) and Laudner.													
Cox, Dayley (8), Worrell (8) and Peña, Lake (9).													
T — 3:21. A — 55,347.													

GAME 6 Saturday, October 24 at Minnesota

St. Louis	1	1	0	2	1	0	0	0	0	—	5	11	2
Minnesota	2	0	0	0	4	4	0	1	x	—	11	15	0
WP — Schatzeder.	LP — Tudor.												
Tudor, Horton (5), Forsch (6), Dayley (6), Tunnell (7) and Peña.													
Straker, Schatzeder (4), Berenguer (6), Reardon (9) and Laudner.													
HR — Herr, Baylor, Hrbek. T — 3:22. A — 55,293.													

GAME 7 Sunday, October 25 at Minnesota

St. Louis	0	2	0	0	0	0	0	0	0	—	2	6	1
Minnesota	0	1	0	0	1	1	0	1	x	—	4	10	0
WP — Viola.	LP — Cox.	Save — Reardon.											
Magrane, Cox (5), Worrell (6) and Lake.													
Viola, Reardon (9) and Laudner.													
T — 3:04. A — 55,376.													

DID YOU Know?

...that in 1991, the Twins became the first team in major league history to go from last place the previous season to World Champions the next.



1991 AMERICAN LEAGUE CHAMPIONSHIP SERIES

TWINS VS. TORONTO BLUE JAYS

BLUE JAYS:	AVG	G	AB	R	H	2B	3B	HR	RBI	BB	SO	SB
Alomar, 2b	.474	5	19	3	9	0	0	0	4	2	3	2
White, cf	.364	5	22	5	8	1	0	0	0	2	3	3
Gruber, 3b	.286	5	21	1	6	1	0	0	4	0	4	1
Borders, c	.263	5	19	0	5	1	0	0	2	0	0	0
Carter, rf-dh	.263	5	19	3	5	2	0	1	4	1	5	0
Wilson, pr-1f	.250	3	8	1	2	0	0	0	0	1	3	1
Olerud, 1b	.158	5	19	1	3	0	0	0	3	3	1	0
Lee, ss	.125	5	16	3	2	0	0	0	0	1	5	0
Mulliniks, dh-ph	.125	5	8	1	1	0	0	0	0	3	0	0
Maldonado, lf-rf	.100	5	20	1	2	1	0	0	1	1	6	0
Ducey, pr-rf	.000	1	1	0	0	0	0	0	0	0	0	0
Tabler, ph-dh	.000	2	1	0	0	0	0	0	0	1	0	0
Gonzales, pr-ss	.000	2	0	0	0	0	0	0	0	0	0	0
Totals	.249	5	173	19	43	6	0	1	18	15	30	7

Pitchers:	W	L	ERA	G	GS	CG	SHO	SV	IP	H	R	ER	BB	SO
Henke	0	0	0.00	2	0	0	0	0	2.2	0	0	0	0	1
Acker	0	0	0.00	1	0	0	0	0	0.2	1	0	0	0	1
Wells	0	0	2.35	4	0	0	0	0	7.2	6	2	2	2	9
Key	0	0	3.00	1	1	0	0	0	6.0	5	2	2	1	1
Guzmán	1	0	3.18	1	1	0	0	0	5.2	4	2	2	4	2
Timlin	0	1	3.18	4	0	0	0	0	5.2	5	4	2	2	5
Ward	0	1	6.23	2	0	0	0	1	4.1	4	3	3	1	6
Candioti	0	1	8.22	2	2	0	0	0	7.2	17	9	7	2	5
MacDonald	0	0	9.00	1	0	0	0	0	1.0	1	1	1	1	0
Stottlemire	0	1	9.82	1	1	0	0	0	3.2	7	4	4	1	3
Totals	1	4	4.60	5	5	0	0	1	45.0	50	27	23	15	37

TWINS:	AVG	G	AB	R	H	2B	3B	HR	RBI	BB	SO	SB
Puckett, cf	.429	5	21	4	9	1	0	2	6	1	4	0
Knoblauch, 2b	.350	5	20	5	7	2	0	0	3	3	3	2
Mack, rf	.333	5	18	4	6	1	1	0	3	2	4	2
Pagliarulo, 3b-ph	.333	5	15	4	5	1	0	1	3	0	2	0
Davis, dh	.294	5	17	3	5	2	0	0	2	5	8	1
Harper, c	.278	5	18	1	5	2	0	0	1	0	2	0
Gladde, lf	.261	5	23	4	6	0	0	0	3	1	3	3
Gagne, ss	.235	5	17	1	4	0	0	0	1	1	5	0
Hrbek, 1b	.143	5	21	0	3	0	0	0	3	1	3	0
Leius, 3b	.000	3	4	0	0	0	0	0	0	1	1	0
Larkin, ph	.000	3	3	0	0	0	0	0	0	0	1	0
Ortiz, c	.000	3	3	0	0	0	0	0	0	0	0	0
Sorrento, ph	.000	1	1	0	0	0	0	0	0	0	1	0
Newman, 3b-ss	.000	2	0	0	0	0	0	0	0	0	0	0
Brown, pr	.000	1	0	0	0	0	0	0	0	0	0	0
Totals	.276	5	181	27	50	9	1	3	25	15	37	8

Pitchers:	W	L	ERA	G	GS	CG	SHO	SV	IP	H	R	ER	BB	SO
West	1	0	0.00	2	0	0	0	0	5.2	1	0	0	4	4
Willis	0	0	0.00	3	0	0	0	0	5.1	2	0	0	0	3
Aguilera	0	0	0.00	3	0	0	0	3	3.1	1	0	0	0	3
Guthrie	1	0	0.00	2	0	0	0	0	2.2	0	0	0	0	0
Bedrosian	0	0	0.00	2	0	0	0	0	1.1	3	2	0	2	2
Morris	2	0	4.05	2	2	0	0	0	13.1	17	6	6	1	7
Erickson	0	0	4.50	1	1	0	0	0	4.0	3	2	2	5	2
Tapani	0	1	7.84	2	2	0	0	0	10.1	16	9	9	3	9
Totals	4	1	3.33	5	5	0	0	3	46.0	43	19	17	15	30

TWINS POSTSEASON CLINCHING DATES

YEAR	GAME	DATE	DETAILS
1965	157	September 26	Twins defeated Washington 2-1 at Washington
1969	153	September 22	Twins defeated Kansas City 4-3 at Kansas City
1970	154	September 22	Twins defeated Oakland 5-3 at Oakland
1987	157	September 28	Twins defeated Texas 5-3 at Texas
1991	155	September 29	Twins lost 2-1 at Toronto while Chicago lost 2-1 to Seattle
2002	150	September 15	Twins won 5-0 at Cleveland while Chicago lost 8-4 to New York
2003	157	September 23	Twins won 4-1 vs. Cleveland while Chicago and Kansas City lost
2004	150	September 20	Twins defeated Chicago 8-2 at Chicago
2006	156	September 25	Twins defeated Kansas City 3-2 to clinch a playoff spot, eventually Division title on 10/1
2009	163	October 6	Twins defeated Detroit 6-5 in 12 innings in Central Division Tiebreaker game
2010	151	September 21	Twins defeated Cleveland 6-4, 91st win of season, Gardenhire's 800th career win
2017	158	September 27	Twins lost to Cleveland 2-4 while White Sox defeated Angels 6-4
2019	158	September 25	Twins defeated Detroit 5-1 while White Sox defeated Indians 8-3
2020	60	September 27	Twins lost to Cincinnati 3-5 but the White Sox also lost to the Cubs 8-10

1991 ALCS (CONTINUED)

GAME 1 Tuesday, October 8 at Minnesota

Toronto	0	0	1	0	3	0	0	0	—	4	9	2
Minnesota	2	2	1	0	0	0	0	x	—	5	11	0
WP — Morris. LP — Candiotti. Save — Aguilera. Candiotti, Wells (3), Timlin (6) and Borders. Morris, Willis (6), Aguilera (8) and Harper, Ortiz (8). T — 3:17. A — 54,766.												

GAME 2 Wednesday, October 9 at Minnesota

Toronto	1	0	2	0	0	0	2	0	0	—	5	9	0
Minnesota	0	0	1	0	0	1	0	0	0	—	2	5	1
WP — Guzmán. LP — Tapani. Save — Ward. Guzmán, Henke (6), Ward (8) and Borders. Tapani, Bedrosian (7), Guthrie (7) and Harper. T — 3:02. A — 54,816.													

GAME 3 Friday, October 11 at Toronto

Minnesota	0	0	0	0	1	1	0	0	0	1	—	3	7	0
Toronto	2	0	0	0	0	0	0	0	0	0	—	2	5	1
WP — Guthrie. LP — Timlin. Save — Aguilera. Erickson, West (5), Willis (7), Guthrie (9), Aguilera (10) and Ortiz, Harper (10). Key, Wells (7), Henke (8), Timlin (10) and Borders. HR — Carter, Pagliarulo. T — 3:36. A — 51,454.														

GAME 4 Saturday, October 12 at Toronto

Minnesota	0	0	0	4	0	2	1	1	1	—	9	13	0
Toronto	0	1	0	0	0	1	0	0	1	—	3	11	2
WP — Morris. LP — Stottlemyre. Morris, Bedrosian (9) and Harper. Stottlemyre, Wells (4), Acker (6), Timlin (7), MacDonald (9) and Borders. HR — Puckett. T — 3:15. A — 51,526.													

GAME 5 Sunday, October 13 at Toronto

Minnesota	1	1	0	0	0	3	0	3	0	—	8	14	2
Toronto	0	0	3	2	0	0	0	0	0	—	5	9	1
WP — West. LP — Ward. Save — Aguilera. Tapani, West (5), Willis (8), Aguilera (9) and Harper, Ortiz (9). Candiotti, Timlin (6), Ward (6), Wells (8) and Borders. HR — Puckett. T — 3:29. A — 51,425.													



1991 WORLD SERIES

TWINS VS. ATLANTA BRAVES

BRAVES:	AVG	G	AB	R	H	2B	3B	HR	RBI	BB	SO	SB		
Lemke, 2b	.417	6	24	4	10	1	3	0	4	2	4	0		
Belliard, ss	.375	7	16	0	6	1	0	0	4	1	2	0		
Pendleton, 3b	.367	7	30	6	11	3	0	2	3	3	1	0		
Gant, cf	.267	7	30	3	8	0	1	0	4	2	3	1		
Justice, rf	.259	7	27	5	7	0	0	2	6	5	5	2		
Treadway, 2b-ph	.250	3	4	1	1	0	0	0	0	1	2	0		
Smith, dh-1f	.231	7	26	5	6	0	0	3	3	3	4	1		
Olson, c	.222	7	27	3	6	2	0	0	1	5	4	1		
Hunter, lf-1b	.190	7	21	2	4	1	0	1	3	0	2	0		
Blauser, ss-ph	.167	5	6	0	1	0	0	0	0	1	1	0		
Bream, 1b	.125	7	24	0	3	2	0	0	0	3	4	0		
Avery, p	.000	2	3	0	0	0	0	0	0	0	2	0		
Gregg, ph	.000	4	3	0	0	0	0	0	0	0	2	0		
Glavine, p	.000	2	2	0	0	0	0	0	0	0	0	0		
Mitchell, lf-pr	.000	3	2	0	0	0	0	0	0	0	1	0		
Smoltz, p	.000	2	2	0	0	0	0	0	0	0	1	0		
Cabrera, ph-c	.000	3	1	0	0	0	0	0	0	0	0	0		
Clancy, p	.000	3	1	0	0	0	0	0	0	0	1	0		
Leibrandt, p	.000	2	0	0	0	0	0	0	0	0	0	0		
Mercker, p	.000	2	0	0	0	0	0	0	0	0	0	0		
Peña, p	.000	3	0	0	0	0	0	0	0	0	0	0		
St. Claire, p	.000	1	0	0	0	0	0	0	0	0	0	0		
Stanton, p	.000	5	0	0	0	0	0	0	0	0	0	0		
Willard, ph	.000	1	0	0	0	0	0	0	1	0	0	0		
Wohlrs, p	.000	3	0	0	0	0	0	0	0	0	0	0		
Totals	.253	7	249	29	63	10	4	8	29	26	39	5		
Pitchers:	W	L	ERA	G	GS	CG	SHO	SV	IP	H	R	ER	BB	SO
Stanton	1	0	0.00	5	0	0	0	0	7.1	5	0	0	2	7
Wohlrs	0	0	0.00	3	0	0	0	0	1.2	2	0	0	2	1
Mercker	0	0	0.00	2	0	0	0	0	1.0	0	0	0	0	1
Smoltz	0	0	1.26	2	2	0	0	0	14.1	13	2	2	1	11
Glavine	1	1	2.70	2	2	1	0	0	13.1	8	6	4	7	8
Peña	0	1	3.38	3	0	0	0	0	5.1	6	2	2	3	7
Avery	0	0	3.46	2	2	0	0	0	13.0	10	6	5	1	8
Clancy	1	0	4.15	3	0	0	0	0	4.1	3	2	2	4	2
St. Claire	0	0	9.00	1	0	0	0	0	1.0	1	1	1	0	0
Leibrandt	0	2	11.25	2	1	0	0	0	4.0	8	5	5	1	3
Totals	3	4	2.89	7	7	1	0	0	65.1	56	24	21	21	48



Members of the 1991 World Series Champion Twins gathered for a 30th reunion at Target Field on August 14, 2021.

1991 WORLD SERIES (CONTINUED)

TWINS:	AVG	G	AB	R	H	2B	3B	HR	RBI	BB	SO	SB
Larkin ph	.500	4	4	0	2	0	0	0	1	0	0	0
Newman ph-3b-2b-pr	.500	4	2	0	1	0	1	0	1	0	0	0
Harper c-ph	.381	7	21	2	8	2	0	0	1	2	2	0
Leius 3b-ph-ss	.357	7	14	2	5	0	0	1	2	1	2	0
Knoblauch 2b	.308	7	26	3	8	1	0	0	2	4	2	4
Pagliarulo ph-3b	.273	6	11	1	3	0	0	1	2	1	2	0
Puckett cf	.250	7	24	4	6	0	1	2	4	5	7	1
Bush ph-rr	.250	3	4	0	1	0	0	0	0	0	1	0
Gladden lf	.233	7	30	5	7	2	2	0	0	3	4	2
Davis dh-ph-rr	.222	6	18	4	4	0	0	2	4	2	3	0
Ortiz c	.200	3	5	0	1	0	0	0	1	0	1	0
Gagne ss	.167	7	24	1	4	1	0	1	3	0	7	0
Mack rf	.130	6	23	0	3	1	0	0	1	0	7	0
Hrbek 1b	.115	7	26	2	3	1	0	1	2	2	6	0
Brown pr-rr-cf	.000	3	2	0	0	0	0	0	0	0	0	0
Morris p	.000	3	2	0	0	0	0	0	0	0	1	0
Sorrento ph-1b	.000	3	2	0	0	0	0	0	0	1	2	0
Aguilera p-ph	.000	4	1	0	0	0	0	0	0	0	0	0
Erickson p	.000	2	1	0	0	0	0	0	0	0	1	0
Tapani p	.000	2	1	0	0	0	0	0	0	0	0	0
Bedrosian p	.000	3	0	0	0	0	0	0	0	0	0	0
Guthrie p	.000	4	0	0	0	0	0	0	0	0	0	0
Leach p	.000	2	0	0	0	0	0	0	0	0	0	0
West p	.000	2	0	0	0	0	0	0	0	0	0	0
Willis p	.000	4	0	0	0	0	0	0	0	0	0	0
Totals	.232	7	241	24	56	8	4	8	24	21	48	7

Pitchers:	W	L	ERA	G	GS	CG	SHO	SV	IP	H	R	ER	BB	SO
Morris	2	0	1.17	3	3	1	1	0	23.0	18	3	3	9	15
Aguilera	1	1	1.80	4	0	0	0	2	5.0	6	1	1	1	3
Guthrie	0	1	2.25	4	0	0	0	0	4.0	3	1	1	4	3
Leach	0	0	3.86	2	0	0	0	0	2.1	2	1	1	0	2
Tapani	1	1	4.50	2	2	0	0	0	12.0	13	6	6	2	7
Erickson	0	0	5.06	2	2	0	0	0	10.2	10	7	6	4	5
Willis	0	0	5.14	4	0	0	0	0	7.0	6	4	4	2	2
Bedrosian	0	0	5.40	3	0	0	0	0	3.1	3	2	2	0	2
West	0	0	INF	2	0	0	0	0	0.0	2	4	4	4	0
Totals	4	3	3.74	7	7	1	1	2	67.1	63	29	28	26	39

GAME 1 Saturday, October 19 at Minnesota

Atlanta	0	0	0	0	1	0	1	0	—	2	6	1
Minnesota	0	0	1	0	3	1	0	0	x	5	9	1

WP — Morris. LP — Leibrandt. Save — Aguilera.
Leibrandt, Clancy (5), Wohlers (7), Stanton (8) and Olson.
Morris, Guthrie (8), Aguilera (8) and Harper.
HR — Gagne, Hrbek. T — 3:00. A — 55,108.

GAME 2 Sunday, October 20 at Minnesota

Atlanta	0	1	0	0	1	0	0	0	—	2	8	1
Minnesota	2	0	0	0	0	0	1	x	—	3	4	1

WP — Tapani. LP — Glavine. Save — Aguilera.
Glavine and Olson.
Tapani, Aguilera (9) and Harper.
HR — Davis, Leius. T — 2:37. A — 55,145.

GAME 3 Tuesday, October 22 at Atlanta

Minnesota	1	0	0	0	0	1	2	0	0	0	—	4	10	1
Atlanta	0	1	0	1	2	0	0	0	0	0	1	—	5	8

WP — Clancy. LP — Aguilera.
Erickson, West (5), Leach (5), Bedrosian (6), Willis (8), Guthrie (10), Aguilera (12) and Ortiz, Harper (8).
Avery, Peña (8), Stanton (10), Wohlers (12), Mercker (12), Clancy (12) and Olson.
HR — Justice, Smith, Puckett, Davis. T — 4:04. A — 50,878.

GAME 4 Wednesday, October 23 at Atlanta

Minnesota	0	1	0	0	0	0	1	0	0	—	2	7	0
Atlanta	0	1	0	1	0	0	1	0	1	—	3	8	0

WP — Stanton. LP — Guthrie.
Morris, Willis (7), Guthrie (8), Bedrosian (9) and Harper.
Smoltz, Wohlers (8), Stanton (8) and Olson.
HR — Pendleton, Pagliarulo. T — 2:57. A — 50,878.

GAME 5 Thursday, October 24 at Atlanta

Minnesota	0	0	0	0	0	3	0	1	1	—	5	7	1
Atlanta	0	0	0	4	1	0	6	3	x	—	14	17	1

WP — Glavine. LP — Tapani.
Tapani, Leach (5), West (7), Bedrosian (7), Willis (8) and Harper, Ortiz (8).
Glavine, Mercker (6), Clancy (7), St. Claire (9) and Olson, Cabrera (9).
HR — Justice, Smith, Hunter. T — 2:59. A — 50,878.

GAME 6 Saturday, October 26 at Minnesota

Atlanta	0	0	0	0	2	0	1	0	0	0	—	3	9	1
Minnesota	2	0	0	0	1	0	0	0	0	0	1	—	4	9

WP — Aguilera. LP — Leibrandt.
Avery, Stanton (7), Peña (9), Leibrandt (11) and Olson.
Erickson, Guthrie (7), Willis (7), Aguilera (10) and Ortiz, Harper (7).
HR — Pendleton, Puckett. T — 3:36. A — 55,155.

GAME 7 Sunday, October 27 at Minnesota

Atlanta	0	0	0	0	0	0	0	0	0	—	0	7	0
Minnesota	0	0	0	0	0	0	0	0	0	1	—	1	10

WP — Morris. LP — Peña.
Smoltz, Stanton (8), Peña (9) and Olson.
Morris and Harper.
T — 3:23. A — 55,118.





2002 AMERICAN LEAGUE DIVISION SERIES

TWINS VS. OAKLAND ATHLETICS

ATHLETICS:	AVG	G	AB	R	H	2B	3B	HR	RBI	BB	SO	SB
Byrnes	.000	2	1	0	0	0	0	0	0	0	1	0
Chavez	.381	5	21	3	8	0	0	1	5	2	1	0
Durham	.333	5	21	7	7	3	0	2	2	2	4	1
Dye	.400	5	20	3	8	2	0	1	1	1	5	0
Ellis	.368	5	19	1	7	2	0	1	4	1	2	0
Hatteberg	.500	5	14	5	7	2	0	1	3	3	0	0
Hernandez	.059	5	17	0	1	0	0	0	0	0	4	0
Justice	.238	5	21	2	5	1	1	0	4	0	4	0
Long	.167	5	18	1	3	0	0	1	1	1	2	0
Mabry	.000	2	2	0	0	0	0	0	0	0	1	0
Myers	.000	2	1	0	0	0	0	0	0	0	1	0
Platt	.333	3	3	0	1	1	0	0	0	0	1	0
Saenz	.000	1	0	0	0	0	0	0	0	1	0	0
Tejada	.143	5	21	3	3	1	0	1	4	1	7	0
Velarde	.600	4	5	1	3	1	0	0	1	0	1	0
Totals	.288	5	184	26	53	13	1	8	25	12	34	1

Pitchers:	W	L	ERA	G	GS	CG	SHO	SV	IP	H	R	ER	BB	SO
Bowie	0	0	0.00	1	0	0	0	0	1.1	0	0	0	0	3
Bradford	0	0	0.00	2	0	0	0	0	3.0	1	0	0	0	1
Hudson	0	1	6.23	2	2	0	0	0	8.2	13	11	6	4	8
Koch	0	0	9.00	3	0	0	0	1	3.0	5	3	3	2	3
Lidle	0	0	9.00	1	0	0	0	0	1.0	2	1	1	0	0
Lilly	0	1	13.50	2	0	0	0	0	4.0	10	6	6	1	3
Mecir	0	0	0.00	1	0	0	0	0	1.0	0	0	0	0	2
Mulder	1	1	2.08	2	2	0	0	0	13.0	14	3	3	3	12
Rincon	0	0	0.00	2	0	0	0	0	3.0	2	0	0	0	2
Zito	1	0	4.50	1	1	0	0	0	6.0	5	3	3	4	8
Totals	2	3	4.09	5	5	0	0	1	44.0	52	27	22	14	42

TWINS:	AVG	G	AB	R	H	2B	3B	HR	RBI	BB	SO	SB
Cuddyer	.385	5	13	1	5	1	0	0	1	3	3	0
Guzmán	.286	5	21	5	6	2	0	1	2	2	4	2
Hocking	.500	3	6	0	3	1	0	0	1	0	1	0
Hunter	.300	5	20	4	6	4	0	0	2	1	4	0
Jones	.250	5	20	3	5	3	0	0	1	1	8	0
Kielty	.000	3	4	0	0	0	0	0	0	0	1	0
Koskie	.143	5	21	3	3	0	1	1	5	2	6	0
LeCroy	.444	3	9	1	4	0	0	0	1	0	3	0
Mientkiewicz	.250	5	20	3	5	0	0	2	4	1	1	0
Mohr	1.000	4	2	1	2	1	0	0	0	1	0	0
Ortiz	.231	4	13	0	3	2	0	0	2	0	5	0
Pierzynski	.438	5	16	4	7	0	1	1	4	2	2	0
Prince	.000	1	2	0	0	0	0	0	0	0	2	0
Rivas	.250	4	12	2	3	1	0	0	0	1	2	0
Totals	.291	5	179	27	52	15	2	5	23	14	42	2

Pitchers:	W	L	ERA	G	GS	CG	SHO	SV	IP	H	R	ER	BB	SO
Fiore	0	0	20.25	1	0	0	0	0	1.1	4	3	3	2	1
Guardado	0	0	13.50	2	0	0	0	1	2.0	5	3	3	1	1
Hawkins	0	0	0.00	3	0	0	0	0	2.1	0	0	0	0	5
Jackson	0	0	0.00	1	0	0	0	0	0.2	1	0	0	0	0
Lohse	0	0	0.00	2	0	0	0	0	4.0	2	0	0	0	5
Mays	0	1	14.73	1	1	0	0	0	3.2	9	6	6	2	1
Milton	1	0	2.57	1	1	0	0	0	7.0	6	2	2	1	3
Radke	2	0	1.54	2	2	0	0	0	11.2	14	6	2	1	7
Reed	0	1	7.20	1	1	0	0	0	5.0	6	4	4	2	8
Romero	0	0	0.00	3	0	0	0	0	3.1	3	0	0	1	2
Santana	0	0	6.00	2	0	0	0	0	3.0	3	2	2	2	2
Totals	3	2	4.50	5	5	0	0	1	44.0	53	26	22	12	34

2002 DIVISION SERIES (CONTINUED)

GAME 1 Tuesday, October 1 at Oakland

Minnesota	0	1	2	0	0	3	1	0	0	—	7	13	3
Oakland	3	2	0	0	0	0	0	0	0	—	5	12	0
WP — Radke. LP — Lilly. Save — Guardado.													
Radke, Santana (6), Romero (7), Guardado (9) and Pierzynski.													
Hudson, Lilly (6), Lidle (7), Rincón (8), Mecir (9) and Hernandez.													
HR—Koskie, Mientkiewicz. T—3:44. A—34,853.													

GAME 2 Wednesday, October 2 at Oakland

Minnesota	0	0	0	0	0	1	0	0	0	—	1	7	0
Oakland	3	0	0	5	1	0	0	0	x	—	9	14	0
WP — Mulder. LP — Mays.													
Mays, Fiore (4), Lohse (6), Hawkins (9) and Pierzynski, Prince (6).													
Mulder, Bradford (7), Koch (9) and Hernandez.													
HR—Chavez, Guzmán. T—3:04. A—31,953.													

GAME 3 Friday, October 4 at Minnesota

Oakland	2	0	0	1	0	1	2	0	0	—	6	9	1
Minnesota	0	0	0	1	2	0	0	0	0	—	3	8	0
WP — Zito. LP — Reed. Save — Koch.													
Zito, Rincón (7), Koch (9) and Hernandez.													
Reed, Santana (6), Jackson (7), Romero (8), Hawkins (9) and Pierzynski.													
HR—Durham, Hatteberg, Long, Dye. T—3:26. A—55,932.													

GAME 4 Saturday, October 5 at Minnesota

Oakland	0	0	2	0	0	0	0	0	0	—	2	7	2
Minnesota	0	0	2	7	0	0	2	0	x	—	11	12	2
WP — Milton. LP — Hudson.													
Hudson, Lilly (4), Bowie (7) and Hernandez, Myers (8).													
Milton, Lohse (8) and Pierzynski.													
HR—Tejada, Mientkiewicz. T—3:20. A—55,960.													

GAME 5 Sunday, October 6 at Oakland

Minnesota	0	1	1	0	0	0	0	0	3	—	5	12	0
Oakland	0	0	1	0	0	0	0	0	3	—	4	11	0
WP — Radke. LP — Mulder.													
Radke, Romero (5), Hawkins (8), Guardado (9) and Pierzynski.													
Mulder, Bradford (6), Koch (6) and Hernandez, Myers (9).													
HR—Durham, Ellis, Pierzynski. T—3:23. A—32,146.													



2002 AMERICAN LEAGUE CHAMPIONSHIP SERIES

TWINS VS. ANAHEIM ANGELS

ANGELS:	AVG	G	AB	R	H	2B	3B	HR	RBI	BB	SO	SB		
Anderson	.250	5	20	3	5	1	0	1	3	1	0	0		
Eckstein	.286	5	21	1	6	0	0	0	2	0	2	0		
Erstad	.364	5	22	4	8	0	0	1	2	0	3	1		
Figgins	1.000	3	1	2	1	0	0	0	0	0	0	0		
Fullmer	.333	4	12	2	4	2	0	1	4	0	2	0		
Gil	.000	1	2	0	0	0	0	0	0	0	1	0		
Glaus	.316	5	19	4	6	0	1	1	2	2	5	0		
Kennedy	.357	4	14	5	5	0	0	3	5	0	2	1		
B. Molina	.214	5	14	0	3	0	1	0	2	1	2	0		
J. Molina	.000	3	1	0	0	0	0	0	0	0	0	0		
Ochoa	.000	4	4	2	0	0	0	0	0	0	3	0		
Palmeiro	.000	2	2	0	0	0	0	0	0	0	1	0		
Salmon	.214	5	14	0	3	0	0	0	0	3	1	0		
Spiezio	.353	5	17	5	6	2	0	1	5	2	1	1		
Wooten	.250	3	8	1	2	0	0	0	1	0	3	0		
Totals	.287	5	171	29	49	5	2	8	26	9	26	3		
Pitchers:	W	L	ERA	G	GS	CG	SHO	SV	IP	H	R	ER	BB	SO
Appier	0	1	3.48	2	2	0	0	0	10.1	10	4	4	4	3
Donnelly	0	0	8.10	3	0	0	0	0	3.1	3	3	3	0	5
Lackey	1	0	0.00	1	1	0	0	0	7.0	3	0	0	0	7
Ortiz	1	0	5.06	1	1	0	0	0	5.1	10	3	3	1	3
Percival	0	0	0.00	3	0	0	0	2	3.1	0	0	0	0	3
Rodriguez	2	0	0.00	4	0	0	0	0	4.1	2	0	0	2	7
Schoeneweis	0	0	0.00	1	0	0	0	0	0.2	0	0	0	0	0
Washburn	0	0	1.29	1	1	0	0	0	7.0	6	1	1	0	7
Weber	0	0	3.38	3	0	0	0	0	2.2	3	1	1	0	3
Totals	4	1	2.45	5	5	0	0	2	44.0	37	12	12	7	38

2002 ALCS (CONTINUED)

TWINS:	AVG	G	AB	R	H	2B	3B	HR	RBI	BB	SO	SB		
Cuddyer	.200	3	5	0	1	0	0	0	0	1	1	0		
Guzman	.167	5	18	1	3	1	0	0	0	0	3	0		
Hunter	.167	5	18	2	3	2	0	0	0	1	3	0		
Jones	.100	5	20	0	2	1	0	0	2	0	4	0		
Kielty	.000	4	3	0	0	0	0	0	1	1	2	0		
Koskie	.278	5	18	3	5	2	0	0	2	2	8	0		
Lamb	.000	2	0	0	0	0	0	0	0	0	0	0		
LeCroy	.333	1	3	0	1	0	0	0	0	0	1	0		
Mientkiewicz	.278	5	18	1	5	1	0	0	2	1	2	0		
Mohr	.417	5	12	3	5	1	0	0	0	0	4	1		
Ortiz	.313	5	16	0	5	1	0	0	2	0	5	0		
Pierzynski	.250	5	16	1	4	0	0	0	2	0	2	0		
Prince	.000	1	1	0	0	0	0	0	0	0	0	0		
Rivas	.250	5	12	1	3	0	0	0	0	1	3	0		
Totals	.231	5	160	12	37	9	0	0	11	7	38	1		
Pitchers:	W	L	ERA	G	GS	CG	SHO	SV	IP	H	R	ER	BB	SO
Guardado	0	0	0.00	1	0	0	0	1	1.0	0	0	0	1	2
Hawkins	0	0	20.25	4	0	0	0	0	1.1	4	3	3	1	1
Jackson	0	0	27.00	3	0	0	0	0	1.0	5	3	3	2	2
Lohse	0	0	0.00	1	0	0	0	0	1.0	0	0	0	0	1
Mays	1	0	2.03	2	2	0	0	0	13.1	12	4	3	0	3
Milton	0	0	1.50	1	1	0	0	0	6.0	5	1	1	2	4
Radke	0	1	2.70	1	1	0	0	0	6.2	5	2	2	1	4
Reed	0	1	10.13	1	1	0	0	0	5.1	8	6	6	0	0
Romero	0	1	22.50	4	0	0	0	0	2.0	4	5	5	2	3
Santana	0	1	10.80	4	0	0	0	0	3.1	4	4	4	0	4
Wells	0	0	9.00	2	0	0	0	0	1.0	2	1	1	0	2
Totals	1	4	6.00	5	5	0	0	1	42.0	49	29	28	9	26

GAME 1 Tuesday, October 8 at Minnesota

Anaheim	0	0	1	0	0	0	0	0	—	1	4	0
Minnesota	0	1	0	0	1	0	0	x	—	2	5	1

WP — Mays. LP — Appier. Save — Guardado.

Appier, Donnelly (6), Schoenweis (7), Weber (8) and B. Molina, J. Molina (8).

Mays, Guardado (9) and Pierzynski.

T — 2:58. A — 55,562.

GAME 2 Wednesday, October 9 at Minnesota

Anaheim	1	3	0	0	0	2	0	0	0	—	6	10	0
Minnesota	0	0	0	0	0	3	0	0	0	—	3	11	1

WP — Ortiz. LP — Reed. Save — Percival.

Ortiz, Donnelly (6), Rodríguez (7), Percival (8) and B. Molina.

Reed, Santana (6), Romero (7), Hawkins (7), Jackson (9) and Pierzynski.

HR — Erstad, Fullmer. T — 3:13. A — 55,990.

GAME 3 Friday, October 11 at Anaheim

Minnesota	0	0	0	0	0	0	1	0	0	—	1	6	0
Anaheim	0	1	0	0	0	0	0	1	x	—	2	7	0

WP — Rodríguez. LP — Romero. Save — Percival.

Milton, Hawkins (7), Santana (7), Jackson (7), Romero (7) and Pierzynski.

Washburn, Rodríguez (8), Percival (9) and B. Molina, J. Molina (8).

HR — Anderson, Glaus. T — 3:13. A — 44,234.

GAME 4 Saturday, October 12 at Anaheim

Minnesota	0	0	0	0	0	0	0	0	1	—	1	6	2
Anaheim	0	0	0	0	0	0	2	5	x	—	7	10	0

WP — Lackey. LP — Radke.

Radke, Santana (7), Hawkins (8), Romero (8), Jackson (8), Wells (8) and Pierzynski.

Lackey, Rodríguez (8), Weber (9) and B. Molina.

T — 2:49. A — 44,830.

GAME 5 Sunday, October 13 at Anaheim

Minnesota	1	1	0	0	0	0	3	0	0	—	5	9	0
Anaheim	0	0	1	0	2	0	10	0	x	—	13	18	0

WP — Rodríguez. LP — Santana.

Mays, Santana (6), Hawkins (7), Romero (7), Wells (7), Lohse (8) and Pierzynski, Prince (8).

Appier, Donnelly (6), Rodríguez (7), Weber (8), Percival (9) and B. Molina, J. Molina (8).

HR — Kennedy (3), Spiezo. T — 3:30. A — 44,835.





2003 AMERICAN LEAGUE DIVISION SERIES

TWINS VS. NEW YORK YANKEES

YANKEES:	AVG	G	AB	R	H	2B	3B	HR	RBI	BB	SO	SB
Boone	.200	4	15	1	3	1	0	0	0	0	3	1
Dellucci	.000	1	0	0	0	0	0	0	0	0	0	0
Giambi	.250	4	16	1	4	2	0	0	2	2	5	0
Jeter	.429	4	14	2	6	0	0	1	1	4	2	1
Johnson	.077	4	13	2	1	1	0	0	2	3	2	0
Matsui	.267	4	15	2	4	1	0	1	3	2	3	0
Posada	.176	4	17	1	3	1	0	0	0	0	6	0
Rivera	.333	4	12	2	4	0	0	0	0	1	0	0
Sierra	.000	1	2	0	0	0	0	0	0	0	0	0
Soriano	.368	4	19	2	7	1	0	0	4	0	6	2
Williams	.400	4	15	3	6	2	0	0	3	2	2	0
Totals	.275	4	138	16	38	9	0	2	15	14	29	4

Pitchers:	W	L	ERA	G	GS	CG	SHO	SV	IP	H	R	ER	BB	SO
Clemens	1	0	1.29	1	1	0	0	0	7.0	5	1	1	1	6
Heredia	0	0	0.00	1	0	0	0	0	2.0	1	0	0	1	1
Mussina	0	1	3.86	1	1	0	0	0	7.0	7	3	3	3	6
Nelson	0	0	0.00	1	0	0	0	0	0.0	0	0	0	1	0
Pettitte	1	0	1.29	1	1	0	0	0	7.0	4	1	1	3	10
Rivera	0	0	0.00	2	0	0	0	2	4.0	0	0	0	0	4
Wells	1	0	1.17	1	1	0	0	0	7.2	8	1	1	0	5
White	0	0	0.00	1	0	0	0	0	1.1	1	0	0	0	1
Totals	3	1	1.50	4	4	0	0	2	36.0	26	6	6	9	33

TWINS:	AVG	G	AB	R	H	2B	3B	HR	RBI	BB	SO	SB
Cuddyer	.250	1	4	0	1	0	0	0	1	0	3	0
Ford	.000	1	1	0	0	0	0	0	0	0	1	0
Gómez	.000	1	0	0	0	0	0	0	0	0	0	0
Guzmán	.154	4	13	1	2	0	0	0	0	1	2	0
Hocking	.000	1	0	0	0	0	0	0	0	0	0	0
Hunter	.429	4	14	3	6	0	1	1	2	2	2	0
Jones	.125	4	16	0	2	0	0	0	0	0	5	0
Koskie	.200	4	15	0	3	1	0	0	0	0	5	0
LeCroy	.091	3	11	1	1	0	0	0	0	1	4	0
Mientkiewicz	.133	4	15	0	2	0	0	0	0	1	2	0
Pierzynski	.231	4	13	1	3	0	0	1	1	2	0	0
Rivas	.000	4	13	0	0	0	0	0	1	0	4	0
Ryan	.000	1	1	0	0	0	0	0	0	0	1	0
Stewart	.400	4	15	0	6	2	0	0	0	2	4	1
Totals	.198	4	131	6	26	3	1	2	5	9	33	1

Pitchers:	W	L	ERA	G	GS	CG	SHO	SV	IP	H	R	ER	BB	SO
Guardado	0	0	9.00	2	0	0	0	1	2.0	5	2	2	0	2
Hawkins	1	0	6.00	3	0	0	0	0	3.0	5	3	2	0	5
Lohse	0	1	5.40	1	1	0	0	0	5.0	6	3	3	2	5
Milton	0	0	0.00	1	0	0	0	0	3.1	2	0	0	0	2
Radke	0	1	2.84	1	1	0	0	0	6.1	5	2	2	2	4
Reed	0	0	0.00	1	0	0	0	0	0.2	1	0	0	0	0
Rincón	0	0	0.00	3	0	0	0	0	2.1	1	0	0	4	1
Rogers	0	0	0.00	1	0	0	0	0	1.1	1	0	0	1	3
Romero	0	0	0.00	3	0	0	0	0	3.1	3	0	0	2	1
Santana	0	1	7.04	2	2	0	0	0	7.2	9	6	6	3	6
Totals	1	3	3.86	4	4	0	0	1	35.0	38	16	15	14	29

GAME 1 Tuesday, September 30 at New York

Minnesota	0	0	1	0	0	2	0	0	0	—	3	8	0
New York	0	0	0	0	0	0	0	1	—	1	9	1	
WP — Hawkins. LP — Mussina. Save — Guardado.													
Santana, Reed (5), Romero (5), Hawkins (7), Guardado (9) and Pierzynski.													
Mussina, Nelson (8), Heredia (8) and Posada.													
T — 3:18. A — 56,292.													

GAME 2 Thursday, October 2 at New York

Minnesota	0	0	0	0	1	0	0	0	0	—	1	4	1
New York	1	0	0	0	0	0	3	0	x	—	4	8	1
WP — Pettitte. LP — Radke. Save — Rivera.													
Radke, Hawkins (7), Romero (7), Rincón (8) and Pierzynski.													
Pettitte, Rivera (8) and Posada.													
HR — Hunter. T — 3:07. A — 56,479.													

GAME 3 Saturday, October 4 at Minnesota

New York	0	2	1	0	0	0	0	0	0	—	3	8	1
Minnesota	0	0	1	0	0	0	0	0	0	—	1	5	0
WP — Clemens. LP — Lohse. Save — Rivera.													
Clemens, Rivera (8) and Posada.													
Lohse, Rogers (6), Romero (7), Rincón (8) and Pierzynski.													
HR — Matsui, Pierzynski. T — 3:02. A — 55,915.													

GAME 4 Sunday, October 5 at Minnesota

New York	0	0	0	6	0	0	0	1	1	—	8	13	0
Minnesota	0	0	0	1	0	0	0	0	0	—	1	9	1
WP — Wells. LP — Santana.													
Wells, White (8) and Posada.													
Santana, Rincón (4), Milton (4), Hawkins (8), Guardado (9) and Pierzynski.													
HR — Jeter. T — 2:49. A — 55,875.													



2004 AMERICAN LEAGUE DIVISION SERIES

TWINS VS. NEW YORK YANKEES

YANKEES:	AVG	G	AB	R	H	2B	3B	HR	RBI	BB	SO	SB
Cairo	.214	4	14	3	3	1	0	0	1	2	5	0
Clark	.000	1	1	0	0	0	0	0	0	0	1	0
Crosby	.000	2	0	0	0	0	0	0	0	0	0	0
Jeter	.316	4	19	3	6	1	0	1	4	1	4	1
Lofton	.250	1	4	0	1	0	0	0	1	0	1	0
Matsui	.412	4	17	3	7	1	0	1	3	3	4	0
Olerud	.214	4	14	2	3	2	0	0	0	1	2	0
Posada	.222	4	18	2	4	0	0	0	0	0	6	0
Rodriguez	.421	4	19	3	8	3	0	1	3	2	1	2
Sheffield	.222	4	18	2	4	1	0	1	2	3	1	0
Sierra	.167	3	12	1	2	0	0	1	3	2	3	1
Williams	.278	4	18	2	5	1	0	1	3	1	2	0
Totals	.279	4	154	21	43	10	0	6	20	15	30	4

Pitchers:	W	L	ERA	G	GS	CG	SHO	SV	IP	H	R	ER	BB	SO
Brown	1	0	1.50	1	1	0	0	0	6.0	8	1	1	0	1
Gordon	0	0	4.91	3	0	0	0	0	3.2	2	2	2	0	3
Heredia	0	0	54.00	1	0	0	0	0	0.1	0	2	2	0	0
Lieber	0	0	4.05	1	0	0	0	0	6.2	7	3	3	1	4
Loaiza	0	0	0.00	1	0	0	0	0	2.0	4	0	0	0	0
Mussina	0	1	2.57	1	1	0	0	0	7.0	7	2	2	1	7
Quantrill	1	0	0.00	2	0	0	0	0	2.0	2	0	0	0	1
Rivera	1	0	0.00	4	0	0	0	0	5.2	2	0	0	0	2
Sturtz	0	0	6.75	2	0	0	0	0	2.2	4	2	2	3	4
Vazquez	0	0	9.00	1	1	0	0	0	5.0	7	5	5	2	6
Totals	3	1	3.73	4	4	0	0	0	41.0	43	17	17	7	28

TWINS:	AVG	G	AB	R	H	2B	3B	HR	RBI	BB	SO	SB
Blanco	.250	4	8	1	2	0	0	1	2	0	2	0
Borders	.000	2	2	0	0	0	0	0	0	0	1	0
Cuddyer	.467	4	15	1	7	0	0	0	2	0	3	0
Ford	.273	3	11	1	3	1	0	0	2	0	2	1
Guzmán	.333	4	15	2	5	0	0	0	0	2	3	1
Hunter	.353	4	17	5	6	1	0	1	2	1	1	2
Jones	.300	4	20	3	6	1	0	2	2	0	6	0
Koskie	.308	4	13	2	4	1	0	0	2	3	2	0
Kubel	.143	2	7	0	1	0	0	0	0	0	2	0
LeCroy	.333	3	3	0	1	0	0	0	0	1	1	0
Morneau	.235	4	17	1	4	2	0	0	2	0	3	0
Offerman	.000	3	3	0	0	0	0	0	1	0	0	0
Rivas	.000	3	1	0	0	0	0	0	0	0	0	0
Stewart	.200	4	20	1	4	0	0	0	2	0	2	0
Totals	.283	4	152	17	43	7	0	4	17	7	28	4

Pitchers:	W	L	ERA	G	GS	CG	SHO	SV	IP	H	R	ER	BB	SO
Balfour	0	0	0.00	2	0	0	0	0	2.2	0	0	0	0	2
Crain	0	0	0.00	1	0	0	0	0	0.1	1	0	0	0	0
Lohse	0	1	4.50	1	0	0	0	0	2.0	1	1	1	0	3
Mulholland	0	0	3.00	1	0	0	0	0	3.0	3	1	1	0	0
Nathan	0	1	3.60	3	0	0	0	1	5.0	2	2	2	5	6
Radke	0	0	7.11	1	1	0	0	0	6.1	8	5	5	3	0
Rincón	0	0	10.80	3	0	0	0	0	3.1	4	4	4	2	5
Romero	0	0	9.00	2	0	0	0	0	1.0	0	1	1	1	1
Santana	1	0	0.75	2	2	0	0	0	12.0	14	1	1	4	12
Silva	0	1	10.80	1	1	0	0	0	5.0	10	6	6	0	1
Totals	1	3	4.65	4	4	0	1	1	40.2	43	21	21	15	30

GAME 1 Tuesday, October 5 at New York

Minnesota	0	0	1	0	0	—	2	7	0
New York	0	0	0	0	0	—	0	9	0

WP — Santana. LP — Mussina. Save — Nathan.

Santana, Rincón (8), Nathan (9) and Blanco.

Mussina, Gordon (8), Rivera (9) and Posada.

HR — Jones. T — 2:53. A — 55,749.

GAME 2 Wednesday, October 6 at New York

Minnesota	1	2	0	0	0	2	0	0	1	—	6	12	0
New York	1	0	2	0	1	0	0	0	2	—	7	9	0

WP — Quantrill. LP — Nathan.

Radke, Balfour (7), Rincón (8), Nathan (10), Romero (12) and Blanco, Borders

(7).

Lieber, Gordon (7), Rivera (8), Sturtz (10), Quantrill (12) and Posada.

HR — Jeter, Sheffield, Rodriguez, Hunter. T — 4:19. A — 56,354.

GAME 3 Friday, October 8 at Minnesota

New York	0	3	0	0	0	4	1	0	0	—	8	14	1
Minnesota	1	0	0	0	0	0	0	0	3	—	4	12	1

WP — Brown. LP — Silva.

Brown, Quantrill (7), Heredia (8), Sturtz (9), Rivera (9) and Posada.

Silva, Romero (6), Crain (6), Mulholland (7) and Blanco, LeCroy (8).

HR — Jones, Williams, Matsui. T — 3:02. A — 54,803.

GAME 4 Saturday, October 9 at Minnesota

New York	0	0	1	0	0	0	4	0	0	1	—	6	11	0
Minnesota	1	0	0	1	3	0	0	0	0	0	—	5	12	1

WP — Rivera. LP — Lohse.

Vazquez, Loaiza (6), Gordon (8), Rivera (10) and Posada.

Santana, Balfour (4), Rincón (4), Nathan (8), Lohse (9) and Blanco, Borders

(9).

HR — Blanco, Sierra. T — 4:16. A — 52,498.

2006 AMERICAN LEAGUE DIVISION SERIES

TWINS VS. OAKLAND ATHLETICS

ATHLETICS:	AVG	G	AB	R	H	2B	3B	HR	RBI	BB	SO	SB		
Bocachica	.000	0	0	0	0	0	0	0	0	0	0	0		
Bradley	.077	3	13	1	1	0	0	1	2	0	1	0		
Chavez	.200	3	10	2	2	1	0	1	1	2	4	0		
Ellis	.286	2	7	0	2	0	0	0	0	0	2	0		
Jimenez	.000	2	4	0	0	0	0	0	0	0	1	0		
Johnson	.000	0	0	0	0	0	0	0	0	0	0	0		
Kendall	.214	3	14	1	3	1	0	0	1	0	4	0		
Kielty	.000	0	0	0	0	0	0	0	0	0	0	0		
Kotsay	.143	3	14	2	2	0	0	1	2	0	2	0		
Melhuse	.000	0	0	0	0	0	0	0	0	0	0	0		
Payton	.333	3	12	3	4	0	0	0	0	0	1	0		
Scutaro	.333	3	12	1	4	4	0	0	6	0	1	0		
Swisher	.300	3	10	3	3	2	0	0	1	2	2	0		
Thomas	.500	3	10	3	5	1	0	2	2	2	1	0		
Totals	.245	3	106	16	26	9	0	5	15	6	19	0		
Pitchers:	W	L	ERA	G	GS	CG	SHO	SV	IP	H	R	ER	BB	SO
Blanton	0	0	0.00	0	0	0	0	0	0.0	0	0	0	0	0
Calero	1	0	0.00	1	0	0	0	0	1.0	0	0	0	0	1
Duchscherer	0	0	2.25	2	0	0	0	0	4.0	1	1	1	0	4
Gaudin	0	0	0.00	0	0	0	0	0	0.0	0	0	0	0	0
Harden	0	0	0.00	0	0	0	0	0	0.0	0	0	0	0	0
Haren	1	0	3.00	1	1	0	0	0	6.0	9	2	2	1	2
Kennedy	0	0	0.00	0	0	0	0	0	0.0	0	0	0	0	0
Loaiza	0	0	3.60	1	1	0	0	0	5.0	8	2	2	0	2
Saarloos	0	0	0.00	0	0	0	0	0	0.0	0	0	0	0	0
Street	0	0	3.00	3	0	0	0	2	3.0	4	1	1	1	1
Zito	1	0	1.13	1	1	0	0	0	8.0	4	1	1	3	1
Totals	3	0	2.33	3	3	0	0	2	27.0	26	7	7	6	11
TWINS:	AVG	G	AB	R	H	2B	3B	HR	RBI	BB	SO	SB		
Bartlett	.273	3	11	0	3	1	0	0	0	0	2	0		
Castillo	.273	3	11	0	3	0	0	0	0	3	3	0		
Cuddyer	.250	3	12	2	3	0	1	1	1	0	2	0		
Ford	.000	1	0	0	0	0	0	0	0	0	0	0		
Hunter	.273	3	11	1	3	1	0	1	2	0	1	0		
Kubel	.000	0	0	0	0	0	0	0	0	0	0	0		
Mauer	.182	3	11	0	2	0	0	0	0	1	0	0		
Morneau	.417	3	12	3	5	1	0	2	2	0	0	0		
Nevin	.000	1	3	0	0	0	0	0	0	0	0	0		
Punto	.167	3	12	0	2	0	0	0	0	0	1	0		
Redmond	.000	0	0	0	0	0	0	0	0	0	0	0		
Rodriguez	.000	0	0	0	0	0	0	0	0	0	0	0		
Tyner	.000	2	6	0	0	0	0	0	0	2	2	1		
White	.417	3	12	1	5	1	0	1	2	0	0	0		
Totals	.257	3	101	7	26	4	1	5	7	6	11	1		
Pitchers:	W	L	ERA	G	GS	CG	SHO	SV	IP	H	R	ER	BB	SO
Bonser	0	0	3.00	1	1	0	0	0	6.0	7	2	2	1	3
Crain	0	0	9.00	2	0	0	0	0	1.0	3	3	1	1	1
Guernier	0	0	0.00	1	0	0	0	0	1.0	0	0	0	0	0
Nathan	0	0	0.00	1	0	0	0	0	0.2	1	0	0	0	1
Neshek	0	1	9.00	2	0	0	0	0	1.0	1	1	1	0	1
Perkins	0	0	0.00	1	0	0	0	0	0.1	2	0	0	0	0
Radke	0	1	6.75	1	1	0	0	0	4.0	5	4	3	1	2
Reyes	0	0	9.00	2	0	0	0	0	1.0	1	3	1	2	0
Rincón	0	0	3.00	2	0	0	0	0	3.0	1	1	1	0	3
Santana	0	1	2.25	1	1	0	0	0	8.0	5	2	2	1	8
Silva	0	0	0.00	0	0	0	0	0	0.0	0	0	0	0	0
Totals	0	3	3.81	3	3	0	0	0	26.0	26	16	11	6	19

GAME 1 Tuesday, October 3 at Minnesota

Oakland 0 2 0 0 0 0 0 0 1 — 3 7 0
Minnesota 0 0 0 0 0 0 1 0 1 — 2 5 2
 WP — Zito. LP — Santana. Save — Street.
 Zito, Street (9) and Kendall.
 Santana, Crain (9), Neshek (9) and Mauer.
 HR — Thomas (2), White. T — 2:19. A — 55,542.

GAME 2 Wednesday, October 4 at Minnesota

Oakland 0 0 0 0 2 0 2 0 1 — 5 11 0
Minnesota 0 0 0 0 0 2 0 0 0 — 2 9 0
 WP — Calero. LP — Neshek. Save — Street.
 Loaiza, Calero (6), Duchscherer (7), Street (9) and Kendall.
 Bonser, Neshek (7), Reyes (7), Rincón (8), Nathan (9) and Mauer.
 HR — Kotsay, Morneau, Cuddyer. T — 3:02. A — 55,710.

GAME 3 Friday, October 6 at Oakland

Minnesota 0 0 0 1 0 1 0 1 0 — 3 12 3
 Oakland 0 2 2 0 0 0 4 0 x — 8 8 1
 WP — Haren. LP — Radke.
 Radke, Perkins (5), Rincón (5), Reyes (7), Crain (7), Guerrier and Mauer.
 Haren, Duchscherer (7), Street (9) and Kendall.
 HR — Hunter, Morneau, Chavez, Bradley. T — 2:55. A — 35,694.



2009 AMERICAN LEAGUE DIVISION SERIES

TWINS VS. NEW YORK YANKEES

YANKEES:	AVG	G	AB	R	H	2B	3B	HR	RBI	BB	SO	SB
Cabrera	.167	3	12	1	2	0	0	0	0	0	5	0
Cano	.167	3	12	1	2	0	0	0	1	0	1	0
Cervelli	.000	1	0	0	0	0	0	0	0	0	0	0
Damon	.083	3	12	0	1	0	0	0	0	1	4	0
Gardner	.000	1	0	0	0	0	0	0	0	0	0	1
Hairston	.000	1	0	0	0	0	0	0	0	0	0	0
Jeter	.400	3	10	4	4	2	0	1	2	3	0	0
Matsui	.222	3	9	1	2	0	0	1	2	3	3	0
Molina	.000	1	1	0	0	0	0	0	0	0	0	0
Posada	.365	3	11	1	4	0	0	1	2	0	2	0
Rodriguez	.455	3	11	4	5	0	0	2	6	1	2	0
Swisher	.083	3	12	0	1	1	0	0	1	0	4	0
Teixeira	.167	3	12	3	2	0	0	1	1	1	1	0
Totals	.225	3	102	15	23	3	0	6	15	9	22	1

Pitchers:	W	L	ERA	G	GS	CG	SHO	SV	IP	H	R	ER	BB	SO
Aceves	0	0	0.00	1	0	0	0	0	1.0	1	0	0	1	1
Burnett	0	0	1.50	1	0	0	0	0	6.0	3	1	0	5	6
Chamberlain	0	0	0.00	3	0	0	0	0	1.2	2	0	0	0	0
Coke	0	0	0.00	2	0	0	0	0	0.2	0	0	0	0	1
Hughes	0	0	9.00	3	0	0	0	0	2.0	5	2	2	1	3
Marte	0	0	0.00	1	0	0	0	0	0.0	2	0	0	0	0
Pettitte	1	0	1.42	1	1	0	0	0	6.1	3	1	1	1	7
Rivera	0	0	0.00	3	0	0	0	1	3.2	4	0	0	1	7
Robertson	1	0	0.00	1	0	0	0	0	1.0	1	0	0	0	0
Sabathia	1	0	1.35	1	1	0	0	0	6.2	8	2	1	0	8
Totals	3	0	1.55	3	3	0	0	0	29.0	29	6	5	9	34

TWINS:	AVG	G	AB	R	H	2B	3B	HR	RBI	BB	SO	SB
Cabrera	.154	3	13	1	2	0	0	0	0	2	3	1
Cuddyer	.429	3	14	0	6	0	0	0	1	0	2	0
Gómez	.000	1	4	1	0	0	0	0	0	1	2	0
Harris	.250	3	12	1	3	0	1	0	1	0	3	0
Kubel	.071	3	14	0	1	0	0	0	0	0	9	0
Mauer	.417	3	12	1	5	1	0	0	1	2	4	0
Morales	.000	1	3	0	0	0	0	0	0	0	2	0
Punto	.444	3	9	0	4	1	0	0	1	3	1	0
Span	.400	3	15	1	6	1	0	0	1	0	2	1
Tolbert	.200	2	5	0	1	0	0	0	0	0	1	0
Young	.083	3	12	1	1	1	0	0	0	1	5	1
Totals	.257	3	113	6	29	4	1	0	5	9	34	3

Pitchers:	W	L	ERA	G	GS	CG	SHO	SV	IP	H	R	ER	BB	SO
Blackburn	0	0	1.59	1	1	0	0	0	5.2	3	1	1	2	3
Duensing	0	1	9.64	1	1	0	0	0	4.2	7	5	5	1	3
Guerrier	0	0	0.00	2	2	0	0	0	2.0	0	0	0	0	2
Liriano	0	0	4.50	1	0	0	0	0	2.0	1	2	1	1	1
Mahay	0	0	5.40	3	0	0	0	0	1.2	0	1	1	1	2
Mijares	0	1	13.50	2	0	0	0	0	0.2	1	1	1	1	0
Nathan	0	0	9.00	2	0	0	0	0	2.0	5	2	2	1	2
Pavano	0	1	2.57	1	1	0	0	0	7.0	5	2	2	0	9
Rauch	0	0	6.75	3	0	0	0	0	1.1	1	1	1	2	0
Totals	0	3	4.67	3	3	0	0	0	27.0	23	15	14	9	22

GAME 1 Wednesday, October 7 at New York

Minnesota	0	0	2	0	0	0	0	0	—	2	9	1
New York	0	0	2	1	3	0	1	0	x	7	9	0
WP — Sabathia. LP — Duensing.												
Sabathia, Hughes (7), Coke (8), Chamberlain (8), Rivera (9) and Posada.												
Duensing, Liriano (5), Rauch (7), Mahay (8) and Mauer.												
HR — Jeter, Matsui. T — 3:38. A — 49,464.												

GAME 2 Friday, October 9 at New York

Minnesota	0	0	0	0	1	0	2	0	0	—	3	12	1	
New York	0	0	0	0	1	0	0	2	0	1	—	4	7	0
WP — Robertson. LP — Mijares.														
Burnett, Chamberlain (7), Coke (7), Hughes (8), Rivera (9), Aceves (10), Marte (11), Robertson (11) and Molina, Posada (7).														
Blackburn, Mahay (6), Rauch (7), Guerrier (8), Nathan (9), Mijares (10) and Mauer.														
HR — Rodriguez, Teixeira. T — 4:22. A — 50,006.														

GAME 3 Sunday, October 11 at Minnesota

New York	0	0	0	0	0	0	2	0	2	—	4	7	0
Minnesota	0	0	0	0	1	0	0	0	—	1	7	0	
WP — Pettitte. LP — Pavano. Save — Rivera.													
Pettitte, Chamberlain (7), Hughes (8), Rivera (8) and Posada.													
Pavano, Guerrier (8), Mahay (9), Rauch (9), Mijares (9), Nathan (9) and Mauer.													
HR — Rodriguez, Posada. T — 3:45. A — 54,735.													



2010 AMERICAN LEAGUE DIVISION SERIES

TWINS VS. NEW YORK YANKEES

YANKEES:	AVG	G	AB	R	H	2B	3B	HR	RBI	BB	SO	SB
Berkman	.500	1	4	2	2	1	0	1	2	0	1	0
Cano	.333	3	12	3	4	0	1	0	1	0	0	0
Gardner	.200	3	10	1	2	0	0	0	1	1	3	1
Golson	.000	2	0	0	0	0	0	0	0	0	0	0
Granderson	.455	3	11	2	5	1	1	0	3	1	1	1
Jeter	.286	3	14	0	4	0	0	0	1	0	3	1
Posada	.273	3	11	2	3	0	0	0	2	1	4	0
Rodriguez	.273	3	11	1	3	0	0	0	1	1	2	1
Swisher	.333	3	12	3	4	2	0	1	1	1	1	0
Teixeira	.308	3	13	2	4	1	0	1	3	1	2	0
Thames	.286	2	7	1	2	0	0	1	2	1	1	0
Totals	.314	3	105	17	33	5	2	4	17	7	18	4

Pitchers:	W	L	ERA	G	GS	CG	SHO	SV	IP	H	R	ER	BB	SO
Hughes	1	0	0.00	1	1	0	0	0	7.0	4	0	0	1	6
Logan	0	0	0.00	2	0	0	0	0	1.0	1	0	0	0	0
Pettitte	1	0	2.57	1	1	0	0	0	7.0	5	2	2	1	4
Rivera	0	0	0.00	3	0	0	0	2	3.1	2	0	0	0	1
Robertson	0	0	0.00	2	0	0	0	0	0.2	0	0	0	0	1
Sabathia	1	0	4.50	1	1	0	0	0	6.0	5	4	3	3	5
Wood	0	0	4.50	3	0	0	0	0	2.0	4	1	1	2	3
Totals	3	0	2.00	3	3	0	0	2	27.0	21	6	6	8	20

TWINS:	AVG	G	AB	R	H	2B	3B	HR	RBI	BB	SO	SB
Cuddyer	.182	3	11	1	2	1	0	1	2	0	4	0
Hardy	.100	3	10	0	1	1	0	0	0	0	2	0
Hudson	.333	3	12	2	4	0	0	1	2	0	2	0
Kubel	.000	3	8	0	0	0	0	0	0	3	2	0
Mauer	.250	3	12	0	3	0	0	0	0	1	3	0
Reeko	.000	1	0	0	0	0	0	0	0	0	0	0
Span	.308	3	13	0	4	0	0	0	0	0	0	0
Thome	.100	3	10	2	1	0	0	0	0	2	3	0
Tolbert	.000	1	0	0	0	0	0	0	0	0	0	0
Valencia	.222	3	9	1	2	1	0	0	2	1	3	0
Young	.333	3	12	1	4	3	1	0	0	1	1	0
Totals	.216	3	97	7	21	3	1	2	6	8	20	0

Pitchers:	W	L	ERA	G	GS	CG	SHO	SV	IP	H	R	ER	BB	SO
Baker	0	0	3.86	1	0	0	0	0	2.1	3	1	1	0	2
Capps	0	0	9.00	1	0	0	0	0	1.0	2	1	1	0	0
Crain	0	1	54.00	1	0	0	0	0	0.1	3	2	2	0	0
Duensing	0	1	13.50	1	1	0	0	0	3.1	7	5	5	1	1
Fuentes	0	0	0.00	2	0	0	0	0	2.2	1	0	0	0	2
Guerrier	0	0	0.00	2	0	0	0	0	1.2	1	0	0	1	2
Liriano	0	0	6.35	1	1	0	0	0	5.2	6	4	4	3	7
Mijares	0	0	0.00	3	0	0	0	0	1.1	0	0	0	1	0
Pavano	0	1	6.00	1	1	0	0	0	6.0	10	4	4	1	3
Rauch	0	0	0.00	2	0	0	0	0	1.2	0	0	0	0	1
Totals	0	3	5.88	3	3	0	0	0	26.0	33	17	17	7	18

GAME 1 Wednesday, October 6 at Minnesota

New York	0	0	0	0	0	4	2	0	0	—	6	9	0
Minnesota	0	2	1	0	0	1	0	0	0	—	4	8	0

WP — Sabathia. LP — Crain. Save — Rivera.

Sabathia, Logan (7), Robertson (7), Wood (8), Rivera (8) and Posada.

Liriano, Mijares (6), Crain (7), Fuentes (7), Rauch (9) and Mauer.

HR — Cuddyer, Teixeira. T — 3:47. A — 42,032.

GAME 2 Thursday, October 7 at Minnesota

New York	0	0	0	1	1	0	2	0	1	—	5	12	0
Minnesota	0	1	0	0	0	1	0	0	0	—	2	6	0

WP — Pettitte. LP — Pavano. Save — Rivera.

Pettitte, Wood (8), Rivera (9) and Posada.

Pavano, Mijares (7), Rauch (7), Guerrier (8), Capps (9) and Mauer.

HR — Berkman, Hudson. T — 2:59. A — 42,035.

GAME 3 Saturday, October 9 at New York

Minnesota	0	0	0	0	0	0	0	1	0	—	1	7	0
New York	0	1	1	3	0	0	1	0	x	—	6	12	0

WP — Hughes. LP — Duensing.

Hughes, Wood (8), Logan (8), Robertson (8), Rivera (9) and Posada.

Duensing, Guerrier (4), Baker (5), Mijares (7), Fuentes (8) and Mauer.

HR — Thames, Swisher. T — 3:06. A — 50,840.

2017 AMERICAN LEAGUE WILD CARD GAME

TWINS VS. NEW YORK YANKEES

Twins.....	3	0	1	0	0	0	0	0	0	—	4	9	1
Yankees.....	3	1	1	2	0	0	1	0	X	—	8	9	0

Twins	AB	R	H	RBI
Brian Dozier, 2b.....	4	1	2	1
Joe Mauer, 1b.....	5	0	1	0
Jorge Polanco, ss.....	4	2	1	0
Eddie Rosario, lf-cf.....	3	1	1	2
Eduardo Escobar, 3b.....	4	0	2	0
Max Kepler, rf.....	3	0	1	0
Byron Buxton, cf.....	2	0	0	1
Zack Granite, cf.....	2	0	1	0
Chris Gimenez, c.....	0	0	0	0
Jason Castro, c.....	3	0	0	0
Ehire Adrianza, ph-lf.....	1	1	0	0
Robbie Grossman, dh.....	4	0	0	0
Totals	35	4	9	4

Yankees	AB	R	H	RBI
Brett Gardner, lf.....	4	3	2	1
Aaron Judge, rf.....	4	3	2	2
Gary Sánchez, c.....	4	1	2	0
Didi Gregorius, ss.....	3	1	1	3
Starlin Castro, 2b.....	4	0	0	0
Greg Bird, 1b.....	3	0	1	1
Aaron Hicks, cf.....	3	0	1	1
Jacoby Ellsbury, dh.....	4	0	0	0
Todd Frazier, 3b.....	4	0	0	0
Totals	33	8	9	8

E — Rosario. LOB — Twins 8, Yankees 6. 2B — Kepler, Sanchez. HR — Dozier, Rosario, Gregorius, Gardner, Judge. IBB — Gregorius. GDP — Mauer. SB — Buxton.

PITCHING

Twins	IP	H	R	ER	BB	SO
Ervin Santana.....	2.0	3	4	4	2	0
José Berrios (L).....	3.0	5	3	3	0	4
Trevor Hildenberger.....	1.1	1	1	1	2	0
Taylor Rogers.....	0.1	0	0	0	0	1
Alan Busenitz.....	0.1	0	0	0	1	0
Matt Belisle.....	1.0	0	0	0	0	0
Totals	8.0	9	8	8	5	5

Yankees	IP	H	R	ER	BB	SO
Luis Severino.....	0.1	4	3	3	1	0
Chad Green.....	2.0	1	1	1	2	4
David Robertson (W).....	3.1	3	0	0	1	5
Tommy Kahnle.....	2.1	0	0	0	0	1
Aroldis Chapman.....	1.0	1	0	0	0	3
Totals	9.0	9	4	4	4	13

WP — Robertson. IBB — Hildenberger. Umpires — Marquez, Winters, Cooper, Barksdale, Gibson, Tumpane.
T — 3:51. A — 49,280. Weather — 62 degrees.



DID YOU Know?

...that Brian Dozier's leadoff home run in the 2017 AL Wild Card game marked the first time in baseball history that a given year's slate of Postseason games began with a home run.



2019 AMERICAN LEAGUE DIVISION SERIES

TWINS VS. NEW YORK YANKEES

YANKEES:	AVG	G	AB	R	H	2B	3B	HR	RBI	BB	SO	SB
Torres	.417	3	12	5	5	3	0	1	4	1	2	2
Gregorius	.400	3	10	2	4	0	0	1	6	2	3	0
Judge	.333	3	9	3	3	0	0	0	0	4	1	0
Maybin	.333	3	3	2	1	0	0	1	1	0	2	2
Encarnacion	.308	3	13	2	4	2	0	0	2	1	2	0
LeMahieu	.286	3	14	4	4	2	0	1	4	1	4	0
Gardner	.250	3	12	3	3	0	0	1	3	1	5	0
Urshela	.250	3	12	1	3	1	0	0	0	0	2	0
Stanton	.167	3	6	0	1	0	0	0	1	4	2	0
Sanchez	.125	3	8	1	1	0	0	0	0	3	4	0
Totals	.293	3	99	23	29	8	0	5	21	17	27	4

Pitchers:	W	L	ERA	G	GS	CG	SHO	SV	IP	H	R	ER	BB	SO
Britton	0	0	3.86	2	0	0	0	0	2.1	1	1	1	1	1
Chapman	0	0	0.00	2	0	0	0	1	2.2	1	0	0	2	4
Green	1	0	0.00	2	0	0	0	0	2.0	2	0	0	0	1
Happ	0	0	0.00	1	0	0	0	0	1.0	1	0	0	1	2
Kahnle	1	0	3.86	3	0	0	0	0	2.1	2	1	1	1	3
Loaisiga	0	0	9.00	1	0	0	0	0	1.0	2	1	1	1	0
Lyons	0	0	0.00	1	0	0	0	0	1.0	0	0	0	0	2
Ottavino	0	0	0.00	3	0	0	0	0	1.0	1	0	0	0	2
Paxton	0	0	5.79	1	1	0	0	0	4.2	5	3	3	1	8
Severino	0	0	0.00	1	1	0	0	0	4.0	4	0	0	2	4
Tanaka	1	0	1.80	1	1	0	0	0	5.0	3	1	1	1	7
Totals	3	0	2.33	3	3	0	0	1	27.0	22	7	7	11	35

TWINS:	AVG	G	AB	R	H	2B	3B	HR	RBI	BB	SO	SB
Arraez	.455	3	11	1	5	4	0	0	1	0	2	0
Rosario	.308	3	13	1	4	1	0	1	1	0	4	0
Gonzalez	.273	3	11	0	3	1	0	0	0	0	4	0
Polanco	.273	3	11	1	3	0	0	1	2	2	1	1
Cave	.250	2	4	0	1	0	0	0	0	0	2	0
Cron	.200	2	5	0	1	0	0	0	0	1	1	0
Cruz	.200	3	10	2	2	0	0	1	1	4	3	0
Garver	.167	3	12	1	2	0	0	0	1	1	5	0
Sanó	.083	3	12	1	1	0	0	1	1	0	8	0
Kepner	.000	3	10	0	0	0	0	0	0	3	3	0
Schoop	.000	2	2	0	0	0	0	0	0	0	2	0
Totals	.218	3	101	7	22	6	0	4	7	11	35	1

Pitchers:	W	L	ERA	G	GS	CG	SHO	SV	IP	H	R	ER	BB	SO
Berrios	0	0	2.25	1	1	0	0	0	4.0	4	3	1	3	6
Dobnak	0	1	18.00	1	1	0	0	0	2.0	6	4	4	2	0
Duffey	0	0	21.6	2	0	0	0	0	1.2	3	4	4	2	4
Gibson	0	0	27.00	1	0	0	0	0	1.0	1	3	3	3	1
Graterol	0	0	0.00	1	0	0	0	0	1.0	0	0	0	0	2
Littell	0	1	54.00	2	0	0	0	0	0.1	0	2	2	1	0
May	0	0	0.00	2	0	0	0	0	1.0	1	0	0	0	2
Odorizzi	0	1	3.60	1	1	0	0	0	5.0	5	2	2	0	5
Rogers	0	0	4.50	1	0	0	0	0	2.0	2	1	1	0	2
Romo	0	0	9.00	2	0	0	0	0	2.0	2	2	2	2	1
Smeltzer	0	0	0.00	1	0	0	0	0	3.1	2	0	0	3	4
Stashak	0	0	10.80	2	0	0	0	0	1.2	3	2	2	1	0
Totals	0	3	7.56	3	3	0	0	0	25.0	29	23	21	17	27

GAME 1 Friday, October 4 at New York

Minnesota	1	0	1	0	1	1	0	0	0	—	4	7	1
New York	0	0	3	0	2	2	3	0	x	—	10	8	1
WP — Kahnle. LP — Littell.													
Paxton, Ottavino (5), Kahnle (5), Green (6), Britton (7), Happ (8), Chapman (9) and Sánchez.													
Berrios, Littell (5), Duffey (5), Stashak (6), Gibson (7), Graterol (8) and Garver.													
HR — Polanco, Cruz, Sanó, LeMahieu, Gardner. T — 4:15. A — 49,233.													

GAME 2 Saturday, October 5 at New York

Minnesota	0	0	0	1	0	0	0	0	1	—	2	6	0
New York	1	0	7	0	0	0	0	0	x	—	8	11	0
WP — Tanaka. LP — Dobnak.													
Tanaka, Kahnle (6), Ottavino (7), Lyons (8), Loaisiga (9) and Sánchez.													
Dobnak, Duffey (3), Smeltzer (3), Stashak (7), May (7), Romo (8), Littell (8) and Garver.													
HR — Gregorius. T — 3:34. A — 49,277.													

GAME 3 Monday, October 7 at Minnesota

New York	0	1	1	0	0	0	1	0	2	—	5	10	0
Minnesota	0	0	0	0	0	0	0	1	0	—	1	9	1
WP — Green. LP — Odorizzi.													
Severino, Kahnle (5), Ottavino (5), Green (5), Britton (7), Chapman (8) and Sánchez.													
Odorizzi, Rogers (6), Romo (8), May (9) and Garver.													
HR — Torres, Maybin, Rosario. T — 4:02. A — 41,121													



2020 AMERICAN LEAGUE WILD CARD SERIES

TWINS VS. HOUSTON ASTROS

ASTROS:	AVG	G	AB	R	H	2B	3B	HR	RBI	BB	SO	SB
Correa	.500	2	6	2	3	0	0	1	1	2	1	0
Tucker	.375	2	8	0	3	0	0	0	2	0	1	0
Brantley	.286	2	7	2	2	1	0	0	2	2	2	0
Bregman	.143	2	7	0	1	0	0	0	0	2	0	0
Maldonado	.143	2	7	0	1	0	0	0	0	0	3	0
Gurriel	.125	2	8	1	1	0	0	0	0	0	1	0
Reddick	.125	2	8	1	1	0	0	0	0	0	4	0
Springer	.111	2	9	1	1	0	0	0	1	0	1	0
Altuve	.000	2	7	0	0	0	0	0	1	2	0	0
Straw	-	1	0	0	0	0	0	0	0	0	0	0
Totals	.194	2	67	7	13	1	0	1	7	8	13	0

Pitchers:	W	L	ERA	G	GS	CG	SHO	SV	IP	H	R	ER	BB	SO
Javier	1	0	0.00	1	0	0	0	0	0.3	0	0	0	2	2
Pressly	0	0	0.00	1	0	0	0	1	0.1	0	0	0	0	2
Raley	0	0	0.00	1	0	0	0	0	0.2	1	0	0	1	1
Valdez	1	0	0.00	1	0	0	0	0	0.5	2	0	0	2	5
Urquidy	0	0	2.08	1	1	0	0	0	4.1	2	1	1	2	3
Greinke	0	0	2.25	1	1	0	0	0	0.4	2	1	1	3	1
Totals	2	0	1.00	2	2	0	0	1	18	7	2	2	10	14

TWINS:	AVG	G	AB	R	H	2B	3B	HR	RBI	BB	SO	SB
Cruz	.333	2	6	0	2	2	0	0	2	2	1	0
Buxton	.250	2	4	0	1	0	0	0	0	0	3	1
Kirilloff	.250	1	4	0	1	0	0	0	0	0	0	0
Gonzalez	.200	2	5	1	1	0	0	0	0	1	0	0
Polanco	.143	2	7	0	1	0	0	0	0	1	2	0
Sanó	.143	2	7	0	1	0	0	0	0	1	1	0
Arraez	.000	2	6	0	0	0	0	0	0	2	1	0
Astudillo	.000	1	1	0	0	0	0	0	0	0	0	0
Cave	.000	1	1	0	0	0	0	0	0	0	1	0
Garver	.000	1	1	0	0	0	0	0	0	0	1	0
Jeffers	.000	2	5	0	0	0	0	0	0	0	2	0
Kepner	.000	2	5	1	0	0	0	0	0	3	1	0
Rosario	.000	2	7	0	0	0	0	0	0	0	1	0
Avila	-	1	0	0	0	0	0	0	0	0	0	0
Totals	.119	2	59	2	7	2	0	0	2	10	14	1

Pitchers:	W	L	ERA	G	GS	CG	SHO	SV	IP	H	R	ER	BB	SO
Maeda	0	0	0.00	1	1	0	0	0	5.0	2	0	0	3	5
May	0	0	0.00	2	0	0	0	0	2.0	0	0	0	0	0
Romo	0	1	0.00	1	0	0	0	0	0.2	2	3	0	1	0
Thielbar	0	0	0.00	1	0	0	0	0	0.1	1	0	0	0	0
Berrios	0	0	1.80	1	1	0	0	0	5.0	2	1	1	2	4
Duffey	0	0	4.50	2	0	0	0	0	2.0	3	1	1	1	2
Stashak	0	1	4.50	1	0	0	0	0	2.0	1	1	1	0	1
Rogers	0	0	9.00	2	0	0	0	0	1.0	2	1	1	1	1
Totals	0	2	2.00	2	2	0	0	0	18.0	13	7	4	8	13

GAME 1 Tuesday, September 29 at Minnesota

Houston	0	0	0	0	0	1	0	3	—	4	8	0
Minnesota	0	0	1	0	0	0	0	0	—	1	4	1

WP — Valdez. LP — Romo.

Greinke, Valdez (5) and Maldonado.

Maeda, May (6), Duffey (7), Rogers (8), Romo (9), Thielbar (9), Jeffers and

Avila (8).

T — 3:49. A — None.

GAME 2 Wednesday, September 30 at Minnesota

Houston	0	0	0	1	0	1	0	1	—	3	5	1
Minnesota	0	0	0	0	1	0	0	0	—	1	3	0

WP — Javier. LP — Stashak. Save — Pressly.

Urquidy, Raley (5), Javier (6), Pressly (9) and Maldonado.

Berrios, Stashak (6), May (8), Rogers (9), Duffey (9) and Jeffers.

HR — Correa T — 3:32. A — None.



TWINS POSTSEASON RECORDS

SERIES-BY-SERIES

YEAR	SERIES	OPPONENT	W	L
1965	WS	Los Angeles-NL	3	4
1969	ALCS	Baltimore	0	3
1970	ALCS	Baltimore	0	3
1987	ALCS	Detroit	4	1
	WS	St. Louis	4	3
1991	ALCS	Toronto	4	1
	WS	Atlanta	4	3
2002	ALDS	Oakland	3	2
	ALCS	Anaheim	1	4
2003	ALDS	New York-AL	1	3
2004	ALDS	New York-AL	1	3
2006	ALDS	Oakland	0	3
2009	ALDS	New York-AL	0	3
2010	ALDS	New York-AL	0	3
2017	ALWC	New York-AL	0	1
2019	ALDS	New York-AL	0	3
2020	ALWCS	Houston	0	2

ALL ROUNDS

AL Wild Card Game	(0-1 in series, 1 game)	W	L
AL Wild Card Series	(0-1 in series, 2 games)	0	2
AL Division Series	(1-6 in series, 25 games)	5	20
AL Championship Series	(2-3 in series, 21 games)	9	12
World Series	(2-1 in series, 21 games)	11	10
TOTAL	(5-12 in series, 70 games)	25	45

RECORD BY OPPONENT

YEAR	ALWC	ALWCS	ALDS	ALCS	WS	TOTAL
Atlanta	--	--	--	--	4-3 (1-0)	4-3 (1-0)
Baltimore	--	--	--	0-6 (0-2)	--	0-6 (0-2)
Detroit	--	--	--	4-1 (1-0)	--	4-1 (1-0)
Houston	--	0-2 (0-1)	--	--	--	0-2 (0-1)
Los Angeles-AL	--	--	--	1-4 (0-1)	--	1-4 (0-1)
Los Angeles-NL	--	--	--	--	3-4 (0-1)	3-4 (0-1)
New York-AL	0-1 (0-1)	--	2-15 (0-5)	--	--	2-16 (0-6)
Oakland	--	--	3-5 (1-1)	--	--	3-5 (1-1)
St. Louis	--	--	--	--	4-3 (1-0)	4-3 (1-0)
Toronto	--	--	--	4-1 (1-0)	--	4-1 (1-0)

Record (Series Record)

POSTSEASON AWARDS

YEAR	SERIES	AWARD	PLAYER
1965	WS	World Series MVP	Sandy Koufax
1987	ALCS	Leland S. MacPhail, Jr. Award (ALCS MVP)	Gary Gaetti
	WS	World Series MVP	Frank Viola
1991	ALCS	Leland S. MacPhail, Jr. Award (ALCS MVP)	Kirby Puckett
	WS	World Series MVP	Jack Morris
2002	ALCS	Leland S. MacPhail, Jr. Award (ALCS MVP)	Adam Kennedy



TWINS POSTSEASON RECORDS

TEAM SINGLE-GAME RECORDS

BATTING AND BASE-RUNNING

CATEGORY	RECORD	OPPONENT AND DATE
Runs.....	11 2 times	last, ALDS Game 4 vs. Oakland, October 5, 2002
Fewest Runs.....	0 4 times	last, ALCS Game 2 at Baltimore, October 5, 1969
Runs, Inning.....	7 2 times	last, ALDS Game 4 vs. Oakland (4th), October 5, 2002
Hits.....	15 2 times	last, WS Game 6 vs. St. Louis, October 24, 1987
Fewest Hits.....	3 3 times	last, ALWCs Game 2 vs. Houston, September 30, 2020
Extra-Base Hits.....	6 4 times	last, ALDS Game 5 at Oakland, October 6, 2002
Singles.....	12	ALCS Game 5 at Toronto, October 13, 1991
Doubles.....	5 2 times	last, ALDS Game 5 at Toronto, October 13, 1991
Triples.....	2	last, WS Game 5 at Atlanta, October 24, 1991
Home runs.....	3	ALDS Game 1 at New York, October 4, 2019
Walks.....	7 2 times	last, ALDS Game 2 at New York, October 9, 2009
Strikeouts.....	14	ALDS Game 2 at New York, October 5, 2019
Stolen Bases.....	4	ALCS Game 1 vs. Toronto, October 8, 1991
Runs in Shutout.....	2	ALDS Game 1 at New York, October 5, 2004
Walk-off Wins.....	2 times	last, WS Game 7 vs. Atlanta, October 27, 1991

PITCHING

CATEGORY	RECORD	OPPONENT AND DATE
Runs Allowed.....	14	WS Game 5 at Atlanta, October 24, 1991
Fewest Runs Allowed.....	0 2 times	last, ALDS Game 1 at New York, October 5, 2004
Runs Allowed, Inning.....	10	ALCS Game 5 at Anaheim (7th), October 13, 2002
Hits Allowed.....	18 2 times	last, ALCS Game 5 at Anaheim, October 13, 2002
Fewest Hits Allowed.....	4	ALCS Game 1 vs. Anaheim, October 8, 2002
Extra-Base Hits Allowed.....	8 2 times	last, WS Game 5 at Atlanta, October 24, 1991
Singles Allowed.....	14	ALCS Game 5 at Anaheim, October 13, 2002
Doubles Allowed.....	6	ALCS Game 3 vs. Baltimore, October 6, 1969
Triples Allowed.....	3	WS Game 5 at Atlanta, October 24, 1991
Home Runs Allowed.....	4 2 times	last, ALCS Game 5 at Anaheim, October 13, 2002
Walks Allowed.....	8 4 times	last, ALDS Game 2 at New York, October 5, 2019
Strikeouts.....	16	ALDS Game 4 vs. New York, October 9, 2004
Stolen Bases Allowed.....	5	WS Game 5 at St. Louis, October 22, 1987
Runs Allowed in Shutout.....	7	WS Game 5 at Los Angeles, October 11, 1965
Complete Games.....	4 times	last, WS Game 7 vs. Atlanta (Morris - 10.0 IP), October 27, 1991
Walk-off Losses.....	6 times	last, ALDS Game 2 at New York, October 9, 2009

FIELDING

CATEGORY	RECORD	OPPONENT AND DATE
Double Plays.....	3 2 times	last, ALDS Game 1 at New York, October 5, 2004
Double Plays, Opponent.....	2 11 times	last, ALDS Game 2 vs. New York, October 7, 2010
Errors.....	3 2 times	last, ALDS Game 3 at Oakland, October 6, 2006
Errors, Opponent.....	3 2 times	last, ALCS Game 4 at Detroit, October 11, 1987

MISCELLANEOUS

CATEGORY	RECORD	OPPONENT AND DATE
Left on Base.....	17	ALDS Game 2 at New York (11 inn.), October 9, 2009
Left on Base, Opponent.....	12 2 times	last, ALDS Game 1 at Oakland, October 1, 2002
Longest Game, Innings.....	12 3 times	last, ALDS Game 2 at New York, October 6, 2004
Longest Game, Time.....	4:22	ALDS Game 2 at New York, October 9, 2009
Largest Margin of Victory.....	9 2 times	last, ALDS Game 4 vs. Oakland (11-2), October 5, 2002
Largest Margin of Defeat.....	9 2 times	last, WS Game 5 at Atlanta (14-5), October 24, 1991
Largest Crowd, Home.....	55,990	ALCS Game 2 vs. Anaheim, October 9, 2002
Largest Crowd, Away.....	56,479	ALDS Game 2 at New York, October 2, 2003



TWINS POSTSEASON RECORDS

INDIVIDUAL SINGLE-GAME RECORDS

BATTING AND BASERUNNING

CATEGORY	RECORD	PLAYER	OPPONENT AND DATE
At-Bats.....	6	12, last Span/Kubel/Cuddyer.....	ALDS Game 2 at New York, October 9, 2009
Runs.....	4	Puckett.....	WS Game 6 vs. St. Louis, October 24, 1987
Hits.....	4	2, last Pierzynski.....	ALDS Game 1 at Oakland, October 1, 2002
Doubles.....	2	8, last Arraez.....	ALDS Game 2 at New York, October 5, 2019
Triples.....	1	19, last Young.....	ALDS Game 2 vs. New York, October 7, 2010
Home Runs.....	2	Gaetti.....	ALCS Game 1 vs. Detroit, October 7, 1987
Grand Slams.....	1	2, last Hrbek.....	WS Game 6 vs. St. Louis, October 24, 1987
RBI.....	5	Gladden.....	WS Game 1 vs. St. Louis, October 17, 1987
Walks.....	3	2, last Puckett.....	WS Game 7 vs. Atlanta, October 27, 1991
Strikeouts.....	4	4, last Sanó.....	ALDS Game 2 at New York, October 5, 2019
Hitting Streak.....	9	2, last Mauer.....	October 4, 2006-October 3, 2017

PITCHING

CATEGORY	RECORD	PLAYER	OPPONENT AND DATE
Innings Pitched.....	10.2	Boswell.....	ALCS Game 2 at Baltimore, October 5, 1969
Strikeouts.....	9	Pavano.....	ALDS Game 3 vs. New York, October 11, 2009
Walks Allowed.....	7	Boswell.....	ALCS Game 2 at Baltimore, October 5, 1969
Earned Runs Allowed.....	7	Perry.....	ALCS Game 1 vs. Baltimore, October 3, 1970
Hits Allowed.....	10	3, last Pavano.....	ALDS Game 2 vs. New York, October 7, 2010
Home Runs Allowed.....	4	Reed.....	ALDS Game 3 vs. Oakland, October 4, 2002
Longest No-hit Bid (Innings).....	4.2	Blackburn.....	ALDS Game 2 at New York, October 9, 2009

LAST TIME IT HAPPENED...

TWINS BATTING:

Grand Slam.....	Hrbek, WS Game 6 vs. STL, 10/24/1987 (2 all-time)
Inside-the-Park Home Run.....	never
Pinch-hit Home Run.....	Davis, WS Game 3 at ATL, 10/22/1991 (2 all-time)
Four-hit Game.....	Pierzynski, ALDS Game 1 at OAK, 10/1/2002 (2 all-time)
Five-hit Game.....	never
Two Hits, One Inning.....	Mientkiewicz, ALDS Game 4 vs. OAK, 10/5/2002 (4th inning, 2 singles; 3 all-time)
Two-Homer Game.....	Gaetti, ALCS Game 1 vs. DET, 10/7/1987 (1 all-time)
Three-Homer Game.....	never
Back-to-back Home Runs.....	Cuddyer/Morneau, ALDS Game 2 vs. OAK 10/4/2006 (2 all-time)
Three-Homer Inning.....	never
Walk-off Home Run.....	Puckett, WS Game 6 vs. ATL, 10/26/1991 (1 all-time)
Leadoff Home Run.....	Dozier, ALWC at NYY, 10/3/2017 (1 all-time)
Consecutive HRs to Lead Off Game.....	never
Pitcher Home Run.....	Grant, WS Game 6 vs. LAD, 10/13/1965 (1 all-time)

TWINS PITCHING:

One-Hitter.....	never
Two-Hitter.....	never
10+ Innings Pitched.....	Morris (10.0 IP), WS Game 7 vs. ATL 10/27/1991 (2 all-time)
Complete Game.....	Morris, WS Game 7 vs. ATL 10/27/1991 (4 all-time)
Complete Game Shutout.....	Morris, WS Game 7 vs. ATL 10/27/1991 (1 all-time)

TWINS MISCELLANEOUS:

Triple Play.....	never
Position Player Pitching.....	never
Three or more Steals.....	never

OPPONENT BATTING:

Grand Slam.....	Gregorius, ALDS Game 2 at New York, 10/5/2019 (2 all-time)
Inside-the-Park Home Run.....	Kotsay, ALDS Game 2 vs. OAK, 10/4/2006 (2 all-time)
Pinch-hit Home Run.....	never
Four-hit Game.....	Rodriguez, ALDS Game 2 at NYY, 10/6/2004 (7 all-time)
Five-hit Game.....	Blair, ALCS Game 3 vs. BAL, 10/6/1969 (1 all-time)
Two Hits, One Inning.....	Spiezo/Kennedy, ALCS Game 5 at ANA, 10/13/2002 (2 singles/single and home run; 2 all-time)
.....	Judge, ALDS Game 2 at NYY (10/5/19 (3rd inning, 2 singles; 3 all-time)
Two-Homer Game.....	Thomas, ALDS Game 1 vs. OAK, 10/3/2006 (2 all-time)
Three-Homer Game.....	Kennedy, ALCS Game 5 at ANA, 10/13/2002 (1 all-time)
Back-to-back Home Runs.....	Durham/Hatberg, ALDS Game 3 vs. OAK 10/4/2002 (2 all-time)
Three-Homer Inning.....	Cuellar/Buford/Powell, ALCS Game 1 vs. BAL 10/3/1970 (1 all-time)
Walk-off Home Run.....	Teixeira, ALDS Game 2 at NYY, 10/9/2009 (1 all-time)
Leadoff Home Run.....	Jeter, ALDS Game 2 at NYY, 10/6/2004 (2 all-time)
Consecutive HRs to Lead Off Game.....	Durham/Hatberg, ALDS Game 3 vs. OAK 10/4/2002 (1 all-time)
Pitcher Home Run.....	Cuellar, ALCS Game 1 vs. BAL, 10/3/1970 (1 all-time)

OPPONENT PITCHING:

One-Hitter.....	never
Two-Hitter.....	never
10+ Innings Pitched.....	McNally (11.0 IP), ALCS Game 2 at BAL 10/5/1969 (1 all-time)
Complete Game.....	Glavine, WS Game 2 vs. ATL 10/20/1991 (10 all-time)
Complete Game Shutout.....	McNally, ALCS Game 2 at BAL 10/5/1969 (4 all-time)

OPPONENT MISCELLANEOUS:

Triple Play.....	never
Position Player Pitching.....	never
Three or more Steals.....	Davis, WS Game 5 at LAD 10/11/1965 (1 all-time)

TWINS POSTSEASON RECORDS

HOME RUN DATA

BACK-TO-BACK HOME RUNS

ROUND	PLAYERS	PITCHER(S)	OPPONENT AND DATE (INNING)
ALCS	Michael Cuddyer/Justin Morneau	Loaiza	Game 2 vs. Oakland, October 4, 2006 (6th)
ALCS	Harmon Killebrew/Tony Oliva	McNally	Game 2 vs. Baltimore, October 4, 1970 (4th)

GRAND SLAMS

ROUND	PLAYER	PITCHER	OPPONENT AND DATE (INNING)
WS	Dan Gladden	Forsch	Game 1 vs. St. Louis, October 17, 1987 (4th)
	Kent Hrbek	Dayley	Game 6 vs. St. Louis, October 24, 1987 (6th)

LEADOFF HOME RUNS

ROUND	PLAYER	PITCHER	OPPONENT AND DATE (INNING)
ALWC	Brian Dozier	Severino	at New York, October 3, 2017 (1st)

MULTI-HOMER GAMES

ROUND	PLAYER	PITCHER(S)	OPPONENT AND DATE (# OF HOME RUNS)
ALCS	Gary Gaetti	Alexander	Game 1 vs. Detroit, October 7, 1987 (2)

PINCH-HIT HOME RUNS

ROUND	PLAYER	PITCHER	OPPONENT AND DATE (INNING)
ALCS	Mike Pagliarulo	Timlin	Game 3 at Toronto, October 11, 1991 (10th)
WS	Chili Davis	Peña	Game 3 at Atlanta, October 22, 1991 (8th)

FIRST POSTSEASON AT-BAT

ROUND	PLAYER	PITCHER	OPPONENT AND DATE (INNING)
ALWC	Brian Dozier	Severino	at New York, October 3, 2017 (1st)
	Eddie Rosario	Severino	at New York, October 3, 2017 (1st)
ALCS	Gary Gaetti	Alexander	Game 1 vs. Detroit, October 7, 1987 (2nd, 5th)
WS	Don Mincher	Drysdale	Game 1 vs. Los Angeles, October 6, 1965 (2nd)

WALK-OFF HOME RUNS

ROUND	PLAYER	PITCHER	OPPONENT AND DATE (INNING)
WS	Kirby Puckett	Leibrandt	Game 6 vs. Atlanta, October 26, 1991 (11th)

POSTSEASON GAMES DECIDED IN LAST AT-BAT

DATE	SERIES	OPPONENT	W/L	FINAL	RUNS SCORED	NOTES
October 4, 1969	ALCS Game 1	at BAL	L	3-4 (12)	1 in bot 12th	Blair bunt single off Perranoski
October 5, 1969	ALCS Game 2	at BAL	L	0-1 (11)	1 in bot 11th	Motton single off Perranoski
October 7, 1987	ALCS Game 1	vs. DET	W	8-5	4 in bot 8th	Puckett 2B, Baylor 1B, Brunansky 2B
October 10, 1987	ALCS Game 3	at DET	L	6-7	2 in bot 8th	Sheridan two-run homer off Reardon
October 11, 1991	ALCS Game 3	at TOR	W	3-2 (10)	1 in top 10th	Pagliarulo pinch-hit home run off Timlin
October 20, 1991	WS Game 2	vs. ATL	W	3-2	1 in bot 8th	Leius home run off Glavine
October 22, 1991	WS Game 3	at ATL	L	4-5 (12)	1 in bot 12th	Lemke single off Aguilera
October 23, 1991	WS Game 4	at ATL	L	2-3	1 in bot 9th	Willard sac fly off Bedrosian
October 26, 1991	WS Game 6	vs. ATL	W	4-3 (11)	1 in bot 11th	Puckett home run off Leibrandt
October 27, 1991	WS Game 7*	vs. ATL	W	1-0 (10)	1 in bot 10th	Larkin single off Peña
October 11, 2002	ALCS Game 3	at ANA	L	1-2	1 in bot 8th	Glaus home run off Romero
October 6, 2004	ALDS Game 2	at NYY	L	6-7 (12)	2 in bot 12th	Rodriguez 2B off Nathan, Matsui sac fly
October 9, 2004	ALDS Game 4*	vs. NYY	L	5-6 (11)	1 in top 11th	Rodriguez scores on Lohse wild pitch
October 9, 2009	ALDS Game 2	at NYY	L	3-4 (11)	2 in bot 11th	Teixeira two-run homer off Mijares
Sept. 29, 2020	ALCWS Game 1	vs. HOU	L	1-4	3 in top 9th	Altuve bases loaded walk off Romo

BOLD indicates walk-off * indicates series clincher

DID YOU Know?

...that Gary Gaetti and Eddie Rosario are the only two players in baseball history to homer in both their first major league at-bat and first Postseason at-bat. Gaetti and Tampa Bay's Evan Longoria (2008) are the only two players to homer in each of their first two career Postseason at-bats.

TWINS POSTSEASON LEADERS

ALL-TIME TOP FIVE

BATTING

BATTING AVERAGE [min. 30 at-bats]

344	Steve Lombardozzi.....	1987
338	Michael Cuddyer.....	2002, 03, 04, 06, 09, 10
333	Brian Harper.....	1991
326	Chuck Knoblauch.....	1991
314	Tony Oliva.....	1965, 69, 70

AT-BATS

104	Dan Gladden.....	1987, 91
97	Kirby Puckett.....	1987, 91
91	Kent Hrbek.....	1987, 91
89	Greg Gagne.....	1987, 91
80	Torii Hunter.....	2002, 03, 04, 06

HITS

30	Kirby Puckett.....	1987, 91
29	Dan Gladden.....	1987, 91
25	Michael Cuddyer.....	2002, 03, 04, 06, 09, 10
24	Torii Hunter.....	2002, 03, 04, 06
19	Greg Gagne.....	1987, 91

HOME RUNS

5	Kirby Puckett.....	1987, 91
4	Greg Gagne.....	1987, 91
3	Gary Gaetti.....	1987
	Kent Hrbek.....	1987, 91
	Torii Hunter.....	2002, 03, 04, 06
	Harmon Killebrew.....	1965, 69, 70
	Tony Oliva.....	1965, 69, 70

WALKS

14	Harmon Killebrew.....	1965, 69, 70
11	Kent Hrbek.....	1987, 91
9	Dan Gladden.....	1987, 91
8	Tom Brunansky.....	1987
	Kirby Puckett.....	1987, 91

GAMES

24	Greg Gagne.....	1987, 91
	Dan Gladden.....	1987, 91
	Kent Hrbek.....	1987, 91
	Kirby Puckett.....	1987, 91
22	Michael Cuddyer.....	2002, 03, 04, 06, 09, 10

RUNS

17	Dan Gladden.....	1987, 91
16	Kirby Puckett.....	1987, 91
15	Torii Hunter.....	2002, 03, 04, 06
12	Greg Gagne.....	1987, 91
10	Tom Brunansky.....	1987
	Kent Hrbek.....	1987, 91

DOUBLES

8	Torii Hunter.....	2002, 03, 04, 06
6	Dan Gladden.....	1987, 91
5	Greg Gagne.....	1987, 91
	Jacque Jones.....	2002, 03, 04
	Tony Oliva.....	1965, 69, 70

RUNS BATTED IN

16	Kirby Puckett.....	1987, 91
15	Dan Gladden.....	1987, 91
12	Kent Hrbek.....	1987, 91
11	Tom Brunansky.....	1987
10	Greg Gagne.....	1987, 91

STRIKEOUTS

23	Jacque Jones.....	2002, 03, 04
22	Greg Gagne.....	1987, 91
21	Corey Koskie.....	2002, 03, 04
18	Michael Cuddyer.....	2002, 03, 04, 06, 09, 10
17	Kirby Puckett.....	1987, 91

PITCHING

WINS

4	Jack Morris.....	1991
3	Bert Blyleven.....	1970, 87
	Frank Viola.....	1987
2	Mudcat Grant.....	1965
	Brad Radke.....	2002, 03, 04, 06

LOSSES

3	Jim Kaat.....	1965, 69, 70
	Brad Radke.....	2002, 03, 04, 06
	Johan Santana.....	2002, 03, 04, 06
2	Brian Duensing.....	2009, 10
	Kyle Lohse.....	2002, 03, 04
	Carl Pavano.....	2009, 10
	Rick Reed.....	2002, 03

INNINGS PITCHED

36.1	Jack Morris.....	1991
35.0	Brad Radke.....	2002, 03, 04, 06
34.0	Johan Santana.....	2002, 03, 04, 06
31.1	Frank Viola.....	1987
28.1	Bert Blyleven.....	1970, 87

WALKS

10	Jack Morris.....	1991
	Johan Santana.....	2002, 03, 04, 06
9	Dave Boswell.....	1965, 69
	Scott Erickson.....	1991
8	Brad Radke.....	2002, 03, 04, 06
	Frank Viola.....	1987
	David West.....	1991

GAMES STARTED

6	Brad Radke.....	2002, 03, 04, 06
5	Jack Morris.....	1991
	Johan Santana.....	2002, 03, 04, 06
	Frank Viola.....	1987
4	Bert Blyleven.....	1970, 87
	Jim Kaat.....	1965, 69, 70
	Kevin Tapani.....	1991

ERA [min. 10 innings]

1.35	Dave Boswell.....	1965, 69
1.65	Eric Milton.....	2002, 03
2.23	Jack Morris.....	1991
2.70	Jeff Reardon.....	1987
2.74	Mudcat Grant.....	1965

SAVES

5	Rick Aguilera.....	1991
3	Eddie Guardado.....	2002, 03
	Jeff Reardon.....	1987
1	Juan Berenguer.....	1987
	Joe Nathan.....	2004, 06, 09

STRIKEOUTS

32	Johan Santana.....	2002, 03, 04, 06
25	Frank Viola.....	1987
23	Bert Blyleven.....	1970, 87
22	Jack Morris.....	1991
17	Brad Radke.....	2002, 03, 04, 06

SENATORS POSTSEASON INFO



1924 WORLD SERIES WASHINGTON SENATORS VS. NEW YORK GIANTS

GIANTS:	AVG	G	AB	R	H	2B	3B	HR	RBI	BB	SO	SB
Heinie Groh	1.000	1	1	0	1	0	0	0	0	0	0	0
Hugh McQuillan	1.000	3	1	0	1	0	0	0	1	1	0	0
Rosy Ryan	.500	2	2	1	1	0	0	1	1	0	0	0
Art Nehf	.429	3	7	1	3	0	0	0	0	0	0	0
Bill Terry	.429	5	14	3	6	0	1	1	1	3	1	0
Frankie Frisch	.333	7	30	1	10	4	1	0	0	4	1	1
Freddie Lindstrom	.333	7	30	1	10	2	0	0	4	3	6	0
George Kelly	.290	7	31	7	9	1	0	1	4	1	8	0
Jack Bentley	.286	5	7	1	2	0	0	1	2	1	1	0
Hank Gowdy	.259	7	27	4	7	0	0	0	2	2	2	0
Hack Wilson	.233	7	30	1	7	1	0	0	3	1	9	0
Ross Youngs	.185	7	27	3	5	1	0	0	1	5	6	1
Irish Meusel	.154	4	13	0	2	0	0	0	1	2	0	0
Travis Jackson	.074	7	27	3	2	0	0	0	1	1	4	1
Virgil Barnes	.000	2	4	0	0	0	0	0	0	1	2	0
Frank Snyder	.000	1	1	0	0	0	0	0	0	0	0	0
Billy Southworth	.000	5	1	1	0	0	0	0	0	0	0	0
Totals	.261	7	253	27	66	9	2	4	21	25	40	3

Pitchers:	W	L	ERA	G	GS	CG	SHO	SV	IP	H	R	ER	BB	SO
Harry Baldwin	0	0	0.00	1	0	0	0	0	2.0	1	0	0	0	1
Mule Watson	0	0	0.00	1	0	0	0	1	0.2	0	0	0	0	0
Art Nehf	1	1	1.83	3	2	1	0	0	19.2	15	5	4	9	7
Hugh McQuillan	1	0	2.57	3	1	0	0	1	7.0	2	2	2	6	2
Jack Bentley	1	2	3.18	3	2	1	0	0	17.0	18	7	6	8	10
Rosy Ryan	0	0	3.18	2	0	0	0	0	5.2	7	2	2	4	3
Wayland Dean	0	0	4.50	1	0	0	0	0	2.0	3	2	1	0	2
Virgil Barnes	0	1	5.68	2	2	0	0	0	12.2	15	8	8	1	9
Claude Jonnard	0	0	INF	1	0	0	0	0	0.0	0	0	0	1	0
Totals	3	4	3.11	7	7	2	0	2	66.2	61	26	23	29	34

SENATORS:	AVG	G	AB	R	H	2B	3B	HR	RBI	BB	SO	SB
Mule Shirley	.500	3	2	1	1	0	0	0	1	0	0	0
Roger Peckinpaugh	.417	4	12	1	5	2	0	0	2	1	0	1
Joe Judge	.385	7	26	4	10	1	0	0	0	5	2	0
Goose Goslin	.344	7	32	4	11	1	0	3	7	0	7	0
Bucky Harris	.333	7	33	5	11	0	0	2	7	1	4	0
Earl McNeely	.222	7	27	4	6	3	0	0	1	4	4	1
Sam Rice	.207	7	29	2	6	0	0	0	1	3	2	2
Ossie Bluege	.192	7	26	2	5	0	0	0	2	3	4	1
Ralph Miller	.182	4	11	0	2	0	0	0	2	1	0	0
Nemo Leibold	.167	3	6	1	1	1	0	0	0	1	0	0
Walter Johnson	.111	3	9	0	1	0	0	0	0	0	0	0
Muddy Ruel	.095	7	21	2	2	1	0	0	0	6	1	0
Firpo Marberry	.000	4	2	0	0	0	0	0	0	0	0	0
George Mogridge	.000	2	5	0	0	0	0	0	0	0	5	0
Tommy Taylor	.000	3	2	0	0	0	0	0	0	0	2	0
Tom Zachary	.000	2	5	0	0	0	0	0	0	1	3	0
Bennie Tate	---	3	0	0	0	0	0	0	1	3	0	0
Totals	.246	7	248	25	61	9	0	5	24	29	34	5

Pitchers:	W	L	ERA	G	GS	CG	SHO	SV	IP	H	R	ER	BB	SO
Joe Martina	0	0	0.00	1	0	0	0	0	1.0	0	0	0	0	1
Curly Ogden	0	0	0.00	1	0	0	0	0	0.1	0	0	0	0	1
Firpo Marberry	0	1	1.13	4	1	0	0	2	8.0	9	5	1	4	10
Tom Zachary	2	0	2.04	2	2	1	0	0	17.2	13	4	4	3	3
Walter Johnson	1	2	2.25	3	2	2	0	0	24.0	30	10	6	11	20
George Mogridge	1	0	2.25	2	1	0	0	0	12.0	7	5	3	6	5
Allen Russell	0	0	3.00	1	0	0	0	0	3.0	4	2	1	0	0
Byron Speece	0	0	9.00	1	0	0	0	0	1.0	3	1	1	0	0
Totals	4	3	2.15	7	7	3	0	2	67.0	66	27	16	25	40



1924 WORLD SERIES (CONTINUED)

GAME 1 Saturday, October 4 at Washington

New York	0	1	0	1	0	0	0	0	0	2	4	14	1
Washington	0	0	0	0	1	0	0	1	0	0	1	3	10
WP — Nehf. LP — Johnson.													
Nehf and Gowdy.													
Johnson and Ruel.													
HR — Kelly, Terry. T — 3:07. A — 35,760.													

GAME 2 Sunday, October 5 at Washington

New York	0	0	0	0	0	0	1	0	2	—	3	6	0
Washington	2	0	0	1	0	0	0	0	1	—	4	6	1
WP — Zachary. LP — Bentley. Save — Marberry.													
Bentley and Gowdy.													
Zachary, Marberry (9) and Ruel.													
HR — Harris, Goslin. T — 1:58. A — 35,922.													

GAME 3 Monday, October 6 at New York

Washington	0	0	0	2	0	0	0	1	1	—	4	9	2
New York	0	2	1	1	0	1	0	1	x	—	6	12	0
WP — McQuillan. LP — Marberry. Save — Watson.													
Marberry, Russell (4), Martina (7), Speece (8) and Ruel.													
McQuillan, Ryan (4), Jonnard (9), Watson (9) and Gowdy.													
HR — Ryan. T — 2:25. A — 47,608.													

GAME 4 Tuesday, October 7 at New York

Washington	0	0	3	0	2	0	0	2	0	—	7	13	3
New York	1	0	0	0	0	1	0	1	1	—	4	6	1
WP — Mogridge. LP — Barnes. Save — Marberry.													
Mogridge, Marberry (8) and Ruel.													
Barnes, Baldwin (6), Dean (8) and Gowdy.													
HR — Goslin. T — 2:10. A — 49,243.													

GAME 5 Wednesday, October 8 at New York

Washington	0	0	1	0	0	0	1	0	—	2	9	1
New York	0	0	1	0	2	0	0	3	x	—	6	13
WP — Bentley. LP — Johnson. Save — McQuillan.												
Johnson and Ruel.												
Bentley, McQuillan (8) and Gowdy.												
HR — Goslin, Bentley. T — 2:30. A — 49,271.												

GAME 6 Thursday, October 9 at Washington

New York	1	0	0	0	0	0	0	0	—	1	7	1
Washington	0	0	0	2	0	0	0	x	—	2	4	0
WP — Zachary. LP — Nehf.												
Nehf, Ryan (8) and Gowdy.												
Zachary and Ruel.												
T — 1:57. A — 34,254.												

GAME 7 Friday, October 10 at Washington

New York	0	0	0	0	0	0	0	0	0	2	4	14	1
Washington	0	0	0	0	1	0	0	1	0	0	1	3	10
WP — Johnson. LP — Bentley.													
Barnes, Nehf (8), McQuillan (9), Bentley (11) and Gowdy.													
Ogden, Mogridge (1), Marberry (6), Johnson (9) and Ruel.													
HR — Harris. T — 3:00. A — 31,667.													



1925 WORLD SERIES WASHINGTON SENATORS VS. PITTSBURGH PIRATES

PIRATES:	AVG	G	AB	R	H	2B	3B	HR	RBI	BB	SO	SB		
Johnny Morrison	.500	3	2	1	1	0	0	0	0	0	0	0		
Max Carey	.458	7	24	6	11	4	0	0	2	2	3	3		
Earl Smith	.350	6	20	0	7	1	0	0	0	1	2	0		
Pie Traynor	.346	7	26	2	9	0	2	1	4	3	1	1		
Carson Bigbee	.333	4	3	1	1	1	0	0	1	0	0	1		
Stuffy McInnis	.286	4	14	0	4	0	0	0	1	0	2	0		
Kiki Cuyler	.269	7	26	3	7	3	0	1	6	1	4	0		
Clyde Barnhart	.250	7	28	1	7	1	0	0	5	3	5	1		
Eddie Moore	.231	7	26	7	6	1	0	1	2	5	2	0		
Glenn Wright	.185	7	27	3	5	1	0	1	3	1	4	0		
Ray Kremer	.143	3	7	0	1	0	0	0	1	0	5	0		
George Grantham	.133	5	15	0	2	0	0	0	0	0	3	1		
Vic Aldridge	.000	3	7	0	0	0	0	0	0	0	0	0		
Johnny Gooch	.000	3	3	0	0	0	0	0	0	0	0	0		
Lee Meadows	.000	1	1	0	0	0	0	0	0	1	1	0		
Emil Yde	.000	2	1	1	0	0	0	0	0	0	0	0		
Team Totals	.265	7	230	25	61	12	2	4	25	17	32	7		
Pitchers:	W	L	ERA	G	GS	CG	SHO	SV	IP	H	R	ER	BB	SO
Babe Adams	0	0	0.00	1	0	0	0	0	1.0	2	0	0	0	0
Red Oldham	0	0	0.00	1	0	0	0	1	1.0	0	0	0	0	2
Johnny Morrison	0	0	2.89	3	0	0	0	0	9.1	11	3	3	1	7
Ray Kremer	2	1	3.00	3	2	2	0	0	21.0	17	7	7	4	9
Lee Meadows	0	1	3.38	1	1	0	0	0	8.0	6	3	3	0	4
Vic Aldridge	2	0	4.42	3	3	2	0	0	18.1	18	9	9	9	9
Emil Yde	0	1	11.57	1	1	0	0	0	2.1	5	4	3	3	1
Team Totals	4	3	3.69	7	7	4	0	1	61	59	26	25	17	32
SENATORS:	AVG	G	AB	R	H	2B	3B	HR	RBI	BB	SO	SB		
Nemo Leibold	.500	3	2	1	1	1	0	0	0	1	0	0		
Joe Harris	.440	7	25	5	11	2	0	3	6	3	4	0		
Sam Rice	.364	7	33	5	12	0	0	0	3	0	1	0		
Hank Severeid	.333	1	3	0	1	0	0	0	0	0	0	0		
Muddy Ruel	.316	7	19	0	6	1	0	0	1	3	2	0		
Goose Goslin	.308	7	26	6	8	1	0	3	6	3	3	0		
Ossie Bluege	.278	5	18	2	5	1	0	0	2	0	4	0		
Buddy Myer	.250	3	8	0	2	0	0	0	0	1	2	0		
Roger Peckinpaugh	.250	7	24	1	6	1	0	1	3	1	2	1		
Joe Judge	.174	7	23	2	4	1	0	1	3	3	2	0		
Walter Johnson	.091	3	11	0	1	0	0	0	0	0	3	0		
Bucky Harris	.087	7	23	2	2	0	0	0	0	1	3	0		
Spencer Adams	.000	2	1	0	0	0	0	0	0	0	0	0		
Stan Coveleski	.000	2	3	0	0	0	0	0	0	1	2	0		
Alex Ferguson	.000	2	4	0	0	0	0	0	0	0	3	0		

1925 WORLD SERIES (CONTINUED)

1925 World Series stats, continued.....

Dutch Ruether.....	.000	1	1	0	0	0	0	0	0	0	0	0	1	0
Bobby Veach.....	.000	2	1	0	0	0	0	0	0	1	0	0	0	0
Firpo Marberry.....	----	2	0	0	0	0	0	0	0	0	0	0	0	0
Earl McNeely.....	----	4	0	2	0	0	0	0	0	0	0	0	0	1
Totals		.262	7	225	26	59	8	0	8	25	17	32	2	

Pitchers:	W	L	ERA	G	GS	CG	SHO	SV	IP	H	R	ER	BB	SO
Win Ballou.....	0	0	0.00	2	0	0	0	0	1.2	0	0	0	1	1
Firpo Marberry.....	0	0	0.00	2	0	0	0	1	2.1	3	0	0	0	2
Walter Johnson.....	2	1	2.08	3	3	3	1	0	26.0	26	10	6	4	15
Alex Ferguson.....	1	1	3.21	2	2	0	0	0	14.0	13	6	5	6	11
Stan Coveleski.....	0	2	3.77	2	2	1	0	0	14.1	16	7	6	5	3
Tom Zachary.....	0	0	10.80	1	0	0	0	0	1.2	3	2	2	1	0
Totals	3	4	2.85	7	7	4	1	1	60	61	25	19	17	32

GAME 1 Wednesday, October 7 at Pittsburgh

Washington	0	1	0	0	2	0	0	1	----	4	8	1
Pittsburgh	0	0	0	0	1	0	0	0	----	1	5	0

WP — Johnson. LP — Meadows.

Johnson and Ruel.

Meadows, Morrison (9) and Smith/Gooch.

HR — Harris, Traynor. T — 1:57. A — 41,723.

GAME 2 Thursday, October 8 at Pittsburgh

Washington	0	1	0	0	0	0	0	0	1	—	2	8	2
Pittsburgh	0	0	0	1	0	0	0	2	x	—	3	7	0

WP — Aldridge. LP — Coveleski.

Coveleski and Ruel.

Aldridge and Smith.

HR — Judge, Cuyler, Wright. T — 2:04. A — 43,364.

GAME 3 Saturday, October 10 at Washington

Pittsburgh	0	1	0	1	0	1	0	0	0	—	3	8	2
Washington	0	0	1	0	0	1	2	0	x	—	4	10	1

WP — Ferguson. LP — Kremer. Save — Marberry.

Kremer and Smith.

Ferguson, Marberry (8) and Ruel.

HR — Goslin. T — 2:10. A — 36,495.

GAME 4 Sunday, October 11 at Washington

Pittsburgh	0	0	0	0	0	0	0	0	0	—	0	6	1
Washington	0	0	4	0	0	0	0	0	x	—	4	12	0

WP — Johnson. LP — Yde.

Yde, Morrison (3), Adams (8) and Gooch.

Johnson and Ruel.

HR — Harris, Goslin. T — 2:00. A — 38,701.

GAME 5 Monday, October 12 at Washington

Pittsburgh	0	0	2	0	0	0	2	1	1	----	6	13	0
Washington	1	0	0	1	0	0	1	0	0	----	3	8	1

WP — Aldridge. LP — Coveleski.

Aldridge and Smith.

Coveleski, Ballou (7), Zachary (8), Marberry (9) and Ruel.

HR — Harris. T — 2:26. A — 35,899.

GAME 6 Tuesday, October 13 at Pittsburgh

Washington	1	1	0	0	0	0	0	0	0	—	2	6	2
Pittsburgh	0	0	2	0	1	0	0	0	x	—	3	7	1

WP — Kremer. LP — Ferguson.

Ferguson, Ballou (8) and Severeid/Ruel.

Kremer and Smith.

HR — Goslin, Moore. T — 1:57. A — 43,810.

GAME 7 Thursday, October 15 at Pittsburgh

Washington	4	0	0	2	0	0	0	1	0	----	7	7	2
Pittsburgh	0	0	0	3	0	1	2	3	0	----	9	15	3

WP — Kremer. LP — Johnson. Save — Oldham.

Johnson and Ruel.

Aldridge, Morrison (1), Kremer (5), Oldham (9) and Smith/Gooch.

HR — Peckinpaugh. T — 2:31. A — 42,856.



1933 WORLD SERIES

WASHINGTON SENATORS VS. NEW YORK GIANTS

GIANTS:	AVG	G	AB	R	H	2B	3B	HR	RBI	BB	SO	SB
Dolf Luque.....	1.000	1	1	0	1	0	0	0	0	0	0	0
Lefty O'Doul.....	1.000	1	1	1	1	0	0	0	2	0	0	0
Freddie Fitzsimmons.....	.500	1	2	0	1	0	0	0	0	0	0	0
Homer Peel.....	.500	2	2	0	1	0	0	0	0	0	0	0
Mel Ott.....	.389	5	18	3	7	0	0	2	4	4	4	0
Kiddo Davis.....	.368	5	19	1	7	1	0	0	0	0	3	0
Carl Hubbell.....	.286	2	7	0	2	0	0	0	0	0	0	0
Hal Schumacher.....	.286	2	7	0	2	0	0	0	3	0	3	0
Blondy Ryan.....	.278	5	18	0	5	0	0	0	1	1	5	0
Bill Terry.....	.273	5	22	3	6	1	0	1	1	0	0	0
Jo-Jo Moore.....	.227	5	22	1	5	1	0	0	1	1	3	0
Travis Jackson.....	.222	5	18	3	4	1	0	0	2	1	3	0
Hughie Critz.....	.136	5	22	2	3	0	0	0	0	1	0	0
Gus Mancuso.....	.118	5	17	2	2	1	0	0	2	3	0	0
Team Totals	.267	5	176	16	47	5	0	3	16	11	21	0

Pitchers:	W	L	ERA	G	GS	CG	SHO	SV	IP	H	R	ER	BB	SO
Hi Bell.....	0	0	0.00	1	0	0	0	0	1.0	0	0	0	0	0
Carl Hubbell.....	2	0	0.00	2	2	2	0	0	20.0	13	3	0	6	15
Dolf Luque.....	1	0	0.00	1	0	0	0	0	4.1	2	0	0	2	5
Hal Schumacher.....	1	0	2.45	2	2	1	0	0	14.2	13	4	4	5	3
Freddie Fitzsimmons.....	0	1	5.14	1	1	0	0	0	7.0	9	4	4	0	2
Team Totals	4	1	1.53	5	5	3	0	0	47.0	37	11	8	13	25

1933 WORLD SERIES (CONTINUED)

SENATORS:	AVG	G	AB	R	H	2B	3B	HR	RBI	BB	SO	SB
Sam Rice	1.000	1	1	0	1	0	0	0	0	0	0	0
Fred Schulte	.333	5	21	1	7	1	0	1	4	1	1	0
Joe Cronin	.318	5	22	1	7	0	0	0	2	0	2	0
Buddy Myer	.300	5	20	2	6	1	0	0	2	2	3	0
General Crowder	.250	2	4	0	1	0	0	0	0	0	0	0
Goose Goslin	.250	5	20	2	5	1	0	1	1	1	3	0
Luke Sewell	.176	5	17	1	3	0	0	0	1	2	0	1
Joe Kuhel	.150	5	20	1	3	0	0	0	1	1	4	0
Ossie Bluege	.125	5	16	1	2	1	0	0	0	1	6	0
Heinie Manush	.111	5	18	2	2	0	0	0	0	2	1	0
Cliff Bolton	.000	2	2	0	0	0	0	0	0	0	0	0
Dave Harris	.000	3	2	0	0	0	0	0	0	2	0	0
Jack Russell	.000	3	2	0	0	0	0	0	0	1	2	0
Lefty Stewart	.000	1	1	0	0	0	0	0	0	0	1	0
Montie Weaver	.000	1	4	0	0	0	0	0	0	0	2	0
Earl Whitehill	.000	1	3	0	0	0	0	0	0	0	0	0
John Kerr	---	1	0	0	0	0	0	0	0	0	0	0
Team Totals	.214	5	173	11	37	4	0	2	11	13	25	1

Pitchers:	W	L	ERA	G	GS	CG	SHO	SV	IP	H	R	ER	BB	SO
Alex McColl	0	0	0.00	1	0	0	0	0	2.0	0	0	0	0	0
Tommy Thomas	0	0	0.00	2	0	0	0	0	1.1	1	0	0	0	2
Earl Whitehill	1	0	0.00	1	1	1	1	0	9.0	5	0	0	2	2
Jack Russell	0	1	0.87	3	0	0	0	0	10.1	8	1	1	0	2
Montie Weaver	0	1	1.74	3	1	0	0	0	10.1	11	2	2	4	3
General Crowder	0	1	7.36	2	2	0	0	0	11.0	16	9	9	5	7
Lefty Stewart	0	1	9.00	1	1	0	0	0	2.0	6	4	2	0	1
Team Totals	1	4	2.74	5	5	1	1	0	46.0	47	16	14	11	21

GAME 1 Tuesday, October 3 at New York

Washington	0	0	0	1	0	0	0	0	1	—	2	5	3
New York	2	0	2	0	0	0	0	0	x	—	4	10	2

WP — Hubbell. LP — Stewart.
Stewart, Russell (3), Thomas (8) and Sewell.
Hubbell and Mancuso.
HR — Ott. T — 2:07. A — 46,672.

GAME 2 Wednesday, October 4 at New York

Washington	0	0	1	0	0	0	0	0	0	—	1	5	0
New York	0	0	0	0	6	0	0	0	x	—	6	10	0

WP — Schumacher. LP — Crowder.
Crowder, Thomas (6), McColl (7) and Sewell.
Schumacher and Mancuso.
HR — Goslin. T — 2:09. A — 35,461.

GAME 3 Thursday, October 5 at Washington

New York	0	0	0	0	0	0	0	0	0	—	0	5	0
Washington	2	1	0	0	0	0	1	0	x	—	4	9	1

WP — Whitehill. LP — Fitzsimmons.
Fitzsimmons, Bell (8) and Mancuso.
Whitehill and Sewell.
T — 1:55. A — 25,727.

GAME 4 Friday, October 6 at Washington

New York	0	0	0	1	0	0	0	0	0	1	—	2	11	1
Washington	0	0	0	0	0	0	1	0	0	0	—	1	8	0

WP — Hubbell. LP — Weaver.
Hubbell and Mancuso.
Weaver, Russell (11) and Sewell.
HR — Terry. T — 2:59. A — 26,762.

GAME 5 Saturday, October 7 at Washington

New York	0	2	0	0	0	1	0	0	0	1	—	4	11	1
Minnesota	0	0	0	0	0	3	0	0	0	0	—	3	10	0

WP — Luque. LP — Russell.
Schumacher, Luque (6) and Mancuso.
Crowder, Russell (6) and Sewell.
HR — Ott, Schulte. T — 2:38. A — 28,454.



2023 MINNESOTA TWINS SCHEDULE

DATE	DAY	OPPONENT	TIME	DATE	DAY	OPPONENT	TIME
3/30	Thursday	@ Kansas City	--	7/3	Monday	KANSAS CITY	6:40
3/31	Friday	Off Day	--	7/4	Tuesday	KANSAS CITY	1:10
4/1	Saturday	@ Kansas City	--	7/5	Wednesday	KANSAS CITY	6:40
4/2	Sunday	@ Kansas City	--	7/6	Thursday	Off Day	--
4/3	Monday	@ Miami	5:40	7/7	Friday	BALTIMORE	7:10
4/4	Tuesday	@ Miami	5:40	7/8	Saturday	BALTIMORE	1:10
4/5	Wednesday	@ Miami	12:10	7/9	Sunday	BALTIMORE	1:10
4/6	Thursday	HOUSTON	3:10	7/10	Monday	Off Day	--
4/7	Friday	Off Day	--	7/11	Tuesday	93rd All-Star Game	--
4/8	Saturday	HOUSTON	1:10	7/12	Wednesday	Off Day	--
4/9	Sunday	HOUSTON	1:10	7/13	Thursday	Off Day	--
4/10	Monday	CHICAGO-AL	1:10	7/14	Friday	@ Oakland	--
4/11	Tuesday	CHICAGO-AL	6:40	7/15	Saturday	@ Oakland	--
4/12	Wednesday	CHICAGO-AL	12:10	7/16	Sunday	@ Oakland	--
4/13	Thursday	@ New York-AL	--	7/17	Monday	@ Seattle	--
4/14	Friday	@ New York-AL	--	7/18	Tuesday	@ Seattle	--
4/15	Saturday	@ New York-AL	--	7/19	Wednesday	@ Seattle	--
4/16	Sunday	@ New York-AL	--	7/20	Thursday	@ Seattle	--
4/17	Monday	Off Day	--	7/21	Friday	CHICAGO-AL	7:10
4/18	Tuesday	@ Boston	--	7/22	Saturday	CHICAGO-AL	6:10
4/19	Wednesday	@ Boston	--	7/23	Sunday	CHICAGO-AL	1:10
4/20	Thursday	@ Boston	--	7/24	Monday	SEATTLE	6:40
4/21	Friday	WASHINGTON	7:10	7/25	Tuesday	SEATTLE	6:40
4/22	Saturday	WASHINGTON	7:10	7/26	Wednesday	SEATTLE	12:10
4/23	Sunday	WASHINGTON	1:10	7/27	Thursday	Off Day	--
4/24	Monday	NEW YORK-AL	6:40	7/28	Friday	@ Kansas City	--
4/25	Tuesday	NEW YORK-AL	6:40	7/29	Saturday	@ Kansas City	--
4/26	Wednesday	NEW YORK-AL	12:10	7/30	Sunday	@ Kansas City	--
4/27	Thursday	KANSAS CITY	6:40	7/31	Monday	Off Day	--
4/28	Friday	KANSAS CITY	7:10	8/1	Tuesday	@ St. Louis	--
4/29	Saturday	KANSAS CITY	1:10	8/2	Wednesday	@ St. Louis	--
4/30	Sunday	KANSAS CITY	1:10	8/3	Thursday	@ St. Louis	--
5/1	Monday	Off Day	--	8/4	Friday	ARIZONA	7:10
5/2	Tuesday	@ Chicago-AL	--	8/5	Saturday	ARIZONA	6:10
5/3	Wednesday	@ Chicago-AL	--	8/6	Sunday	ARIZONA	1:10
5/4	Thursday	@ Chicago-AL	--	8/7	Monday	@ Detroit	--
5/5	Friday	@ Cleveland	--	8/8	Tuesday	@ Detroit	--
5/6	Saturday	@ Cleveland	--	8/9	Wednesday	@ Detroit	--
5/7	Sunday	@ Cleveland	--	8/10	Thursday	@ Detroit	--
5/8	Monday	Off Day	--	8/11	Friday	@ Philadelphia	6:05
5/9	Tuesday	SAN DIEGO	6:40	8/12	Saturday	@ Philadelphia	5:05
5/10	Wednesday	SAN DIEGO	6:40	8/13	Sunday	@ Philadelphia	12:35
5/11	Thursday	SAN DIEGO	12:10	8/14	Monday	Off Day	--
5/12	Friday	CHICAGO-NL	7:10	8/15	Tuesday	DETROIT	6:40
5/13	Saturday	CHICAGO-NL	1:10	8/16	Wednesday	DETROIT	12:10
5/14	Sunday	CHICAGO-NL	1:10	8/17	Thursday	Off Day	--
5/15	Monday	Los Angeles-NL	--	8/18	Friday	PITTSBURGH	7:10
5/16	Tuesday	Los Angeles-NL	--	8/19	Saturday	PITTSBURGH	6:10
5/17	Wednesday	Los Angeles-NL	--	8/20	Sunday	PITTSBURGH	1:10
5/18	Thursday	Off Day	--	8/21	Monday	Off Day	--
5/19	Friday	Los Angeles-AL	--	8/22	Tuesday	@ Milwaukee	7:10
5/20	Saturday	Los Angeles-AL	--	8/23	Wednesday	@ Milwaukee	1:10
5/21	Sunday	Los Angeles-AL	--	8/24	Thursday	TEXAS	6:40
5/22	Monday	SAN FRANCISCO	6:40	8/25	Friday	TEXAS	7:10
5/23	Tuesday	SAN FRANCISCO	6:40	8/26	Saturday	TEXAS	6:10
5/24	Wednesday	SAN FRANCISCO	12:10	8/27	Sunday	TEXAS	1:10
5/25	Thursday	Off Day	--	8/28	Monday	CLEVELAND	6:40
5/26	Friday	TORONTO	7:10	8/29	Tuesday	CLEVELAND	6:40
5/27	Saturday	TORONTO	1:10	8/30	Wednesday	CLEVELAND	12:10
5/28	Sunday	TORONTO	1:10	8/31	Thursday	Off Day	--
5/29	Monday	@ Houston	--	9/1	Friday	@ Texas	--
5/30	Tuesday	@ Houston	--	9/2	Saturday	@ Texas	--
5/31	Wednesday	@ Houston	--	9/3	Sunday	@ Texas	--
6/1	Thursday	CLEVELAND	6:40	9/4	Monday	@ Cleveland	--
6/2	Friday	CLEVELAND	7:10	9/5	Tuesday	@ Cleveland	--
6/3	Saturday	CLEVELAND	1:10	9/6	Wednesday	@ Cleveland	--
6/4	Sunday	CLEVELAND	1:10	9/7	Thursday	Off Day	--
6/5	Monday	Off Day	--	9/8	Friday	NEW YORK-NL	7:10
6/6	Tuesday	@ Tampa Bay	--	9/9	Saturday	NEW YORK-NL	6:10
6/7	Wednesday	@ Tampa Bay	--	9/10	Sunday	NEW YORK-NL	1:10
6/8	Thursday	@ Tampa Bay	--	9/11	Monday	TAMPA BAY	6:40
6/9	Friday	@ Toronto	--	9/12	Tuesday	TAMPA BAY	6:40
6/10	Saturday	@ Toronto	--	9/13	Wednesday	TAMPA BAY	12:10
6/11	Sunday	@ Toronto	--	9/14	Thursday	@ Chicago-AL	--
6/12	Monday	Off Day	--	9/15	Friday	@ Chicago-AL	--
6/13	Tuesday	MILWAUKEE	6:40	9/16	Saturday	@ Chicago-AI	--
6/14	Wednesday	MILWAUKEE	12:10	9/17	Sunday	@ Chicago-AL	--
6/15	Thursday	DETROIT	6:40	9/18	Monday	@ Cincinnati	--
6/16	Friday	DETROIT	7:10	9/19	Tuesday	@ Cincinnati	--
6/17	Saturday	DETROIT	1:10	9/20	Wednesday	@ Cincinnati	--
6/18	Sunday	DETROIT	1:10	9/21	Thursday	Off Day	--
6/19	Monday	BOSTON	6:40	9/22	Friday	LOS ANGELES-AL	7:10
6/20	Tuesday	BOSTON	6:40	9/23	Saturday	LOS ANGELES-AL	6:10
6/21	Wednesday	BOSTON	6:40	9/24	Sunday	LOS ANGELES-AL	1:10
6/22	Thursday	BOSTON	12:10	9/25	Monday	Off Day	--
6/23	Friday	@ Detroit	--	9/26	Tuesday	OAKLAND	6:40
6/24	Saturday	@ Detroit	--	9/27	Wednesday	OAKLAND	6:40
6/25	Sunday	@ Detroit	--	9/28	Thursday	OAKLAND	1:10
6/26	Monday	@ Atlanta	--	9/29	Friday	@ Colorado	7:10
6/27	Tuesday	@ Atlanta	--	9/30	Saturday	@ Colorado	7:10
6/28	Wednesday	@ Atlanta	--	10/1	Sunday	@ Colorado	2:10
6/29	Thursday	Off Day	--				
6/30	Friday	@ Baltimore	--				
7/1	Saturday	@ Baltimore	--				
7/2	Sunday	@ Baltimore	--				

Schedule and times subject to change

