







TWINS MINOR LEAGUE REPORT



Sunday, September 18, 2022

| | TEAM | LEVEL | RECORD | YESTERDAY'S SCORE |
|---|---------------------------|----------|---|---|
|  | St. Paul Saints | TRIPLE-A | 68-71; -16.0 GB 6th in International League West Division | W, 4-3 vs. Louisville |
|  | Wichita Wind Surge | DOUBLE-A | 77-59; - - GB 1st in Texas League North Division | G1: L, 3-4 at Midland G2: L, 1-9 at Midland Clinched division/playoff berth |
|  | Cedar Rapids Kernels | HIGH-A | 73-58; - - GB T-1st in Midwest League West Division | Season complete |
|  | Fort Myers Mighty Mussels | LOW-A | 69-59; - - GB 1st in Florida State League West Division | L, 1-3 vs. Dunedin West Division Champ. Series Regular season complete |
|  | FCL Twins | ROOKIE | 25-30; -14.0 GB 4th in Florida Complex League South Division | Season complete |
|  | DSL Twins | DSL | 32-28; -9.0 GB 6th in Dominican Summer League South Division | Season complete |

| | 1 | 2 | 3 | 4 | 5 | 6 | 7 | 8 | 9 | R | H | E |
|------------|---|---|---|---|---|---|---|---|---|---|---|---|
| Louisville | 0 | 0 | 0 | 0 | 0 | 1 | 2 | 0 | 0 | 3 | 7 | 2 |
| St. Paul | 0 | 0 | 0 | 0 | 1 | 0 | 2 | 0 | 1 | 4 | 7 | 0 |

One out when winning run scored.

| Louisville | AB | R | H | RBI | BB | SO | LOB | AVG |
|----------------|-----------|----------|----------|----------|----------|----------|-----------|-------------|
| Siani, CF | 5 | 1 | 2 | 2 | 0 | 0 | 0 | .261 |
| Hopkins, RF | 4 | 0 | 0 | 0 | 1 | 1 | 2 | .289 |
| Querecuto, SS | 4 | 0 | 1 | 0 | 0 | 0 | 1 | .259 |
| Santana, C, 3B | 3 | 1 | 0 | 0 | 1 | 2 | 1 | .280 |
| Dawson, LF | 4 | 0 | 0 | 0 | 0 | 2 | 1 | .249 |
| Piscotty, DH | 3 | 0 | 1 | 1 | 1 | 1 | 0 | .250 |
| De León, M, 1B | 3 | 0 | 2 | 0 | 0 | 1 | 0 | .238 |
| Papierski, C | 3 | 0 | 0 | 0 | 1 | 0 | 3 | .188 |
| Rivas, L, 2B | 3 | 1 | 1 | 0 | 1 | 0 | 3 | .262 |
| Lively, P | 0 | 0 | 0 | 0 | 0 | 0 | 0 | .000 |
| McGuire, D, P | 0 | 0 | 0 | 0 | 0 | 0 | 0 | .000 |
| Totals | 32 | 3 | 7 | 3 | 5 | 7 | 11 | .249 |

BATTING

2B : De León, M (8, Sands).
HR : Siani (1, 7th inning off Sands, 1 on, 0 out).
TB : De León, M 3; Piscotty; Querecuto; Rivas, L; Siani 5.
RBI : Piscotty (1); Siani 2 (3).
2-out RBI : Piscotty.
Runners left in scoring position, 2 out : Rivas, L 2; Papierski 2; Hopkins 2.
GIDP : Querecuto.
Team RISP : 2-for-5.
Team LOB : 8.

BASERUNNING

SB : Rivas, L (6, 2nd base off Sands/Bechtold).
PO : Querecuto (1st base by Bechtold).

FIELDING

E : Dawson (3, throw); McGuire, D (1, pickoff).
DP : 2 (De León, M-Papierski-De León, M; Santana, C-Querecuto-De León, M).

| Louisville | IP | H | R | ER | BB | SO | HR | ERA |
|---------------------|------------|----------|----------|----------|----------|----------|----------|-------------|
| Lively | 5.0 | 5 | 1 | 1 | 0 | 2 | 0 | 4.21 |
| McGuire, D (L, 4-5) | 3.1 | 2 | 3 | 2 | 3 | 3 | 1 | 6.49 |
| Totals | 8.1 | 7 | 4 | 3 | 3 | 5 | 1 | 4.97 |

| St. Paul | AB | R | H | RBI | BB | SO | LOB | AVG |
|---------------|-----------|----------|----------|----------|----------|----------|----------|-------------|
| Sturgeon, RF | 4 | 0 | 0 | 0 | 0 | 0 | 3 | .262 |
| Larnach, LF | 3 | 0 | 1 | 0 | 0 | 0 | 0 | .154 |
| Morales, 1B | 1 | 0 | 0 | 0 | 0 | 0 | 0 | .287 |
| Williams, DH | 4 | 0 | 1 | 0 | 0 | 2 | 1 | .197 |
| Knight, 1B-LF | 3 | 1 | 0 | 0 | 1 | 0 | 2 | .228 |
| Andreoli, CF | 3 | 1 | 0 | 0 | 1 | 1 | 1 | .179 |
| Rucker, 3B | 3 | 2 | 2 | 3 | 0 | 0 | 0 | .667 |
| Bechtold, C | 3 | 0 | 0 | 0 | 0 | 1 | 1 | .159 |
| Javier, SS | 2 | 0 | 1 | 1 | 1 | 1 | 0 | .500 |
| Shuffield, 2B | 3 | 0 | 2 | 0 | 0 | 0 | 1 | .304 |
| Dobnak, P | 0 | 0 | 0 | 0 | 0 | 0 | 0 | .000 |
| Sands, P | 0 | 0 | 0 | 0 | 0 | 0 | 0 | .000 |
| Sisk, P | 0 | 0 | 0 | 0 | 0 | 0 | 0 | .000 |
| Peacock, B, P | 0 | 0 | 0 | 0 | 0 | 0 | 0 | .000 |
| Totals | 29 | 4 | 7 | 4 | 3 | 5 | 9 | .248 |

BATTING

2B : Williams (5, Lively).
3B : Shuffield (1, Lively).
HR : Rucker (1, 7th inning off McGuire, D, 1 on, 1 out).
TB : Javier; Larnach; Rucker 5; Shuffield 4; Williams 2.
RBI : Javier (1); Rucker 3 (3).
2-out RBI : Javier.
Runners left in scoring position, 2 out : Shuffield; Knight; Sturgeon.
SF : Rucker.
GIDP : Knight.
Team RISP : 1-for-5.
Team LOB : 4.

FIELDING

Pickoffs : Bechtold (Querecuto at 1st base).
DP : (Shuffield-Javier-Knight).

| St. Paul | IP | H | R | ER | BB | SO | HR | ERA |
|---------------------|------------|----------|----------|----------|----------|----------|----------|-------------|
| Dobnak | 4.0 | 1 | 0 | 0 | 3 | 4 | 0 | 6.39 |
| Sands | 2.2 | 6 | 3 | 3 | 2 | 2 | 1 | 5.91 |
| Sisk | 1.1 | 0 | 0 | 0 | 0 | 1 | 0 | 2.20 |
| Peacock, B (W, 5-4) | 1.0 | 0 | 0 | 0 | 0 | 0 | 0 | 2.43 |
| Totals | 9.0 | 7 | 3 | 3 | 5 | 7 | 1 | 5.00 |

WP : Sands.
HBP : De León, M (by Sisk).
Pitches-strikes : Lively 57-42; McGuire, D 63-38; Dobnak 50-28; Sands 69-42; Sisk 21-14; Peacock, B 15-8.
Groundouts-flyouts : Lively 6-2; McGuire, D 6-1; Dobnak 6-1; Sands 3-3; Sisk 1-1; Peacock, B 1-1.
Batters faced : Lively 18; McGuire, D 15; Dobnak 15; Sands 16; Sisk 4; Peacock, B 3.
Inherited runners-scored : Sisk 1-0.
Umpires : HP: Aaron Higgins. 1B: Reed Basner. 3B: Steven Jaschinski.
Official Scorer : Sarah Johnson
Weather : 79 degrees, Partly Cloudy
Wind : 9 mph, R To L
First pitch : 7:10 PM
T : 2:24
Att : 7,189
Venue : CHS Field
September 17, 2022

St. Paul Saints Hitting - 2022 - Regular Season - All Players

| # | Player | Team | B | AVG | G | AB | R | H | TB | 2B | 3B | HR | RBI | BB | IBB | SO | SB | CS | OBP | SLG | OPS | PA | SAC | SF | HBP | GIDP | E |
|----|--------------|---------|---|-------|-----|-----|----|-----|-----|----|----|----|-----|----|-----|-----|----|----|-------|-------|-------|-----|-----|----|-----|------|----|
| 41 | Andreoli, J | LHV | R | .154 | 36 | 104 | 15 | 16 | 27 | 3 | 1 | 2 | 11 | 29 | 0 | 49 | 6 | 1 | .336 | .260 | .596 | 136 | 2 | 1 | 0 | 1 | 2 |
| 41 | Andreoli, J | STP | R | .191 | 65 | 204 | 40 | 39 | 81 | 7 | 1 | 11 | 28 | 43 | 0 | 89 | 12 | 2 | .333 | .397 | .730 | 250 | 1 | 1 | 1 | 5 | 2 |
| 41 | Andreoli, J | 2 Teams | R | .179 | 101 | 308 | 55 | 55 | 108 | 10 | 2 | 13 | 39 | 72 | 0 | 138 | 18 | 3 | .334 | .351 | .685 | 386 | 3 | 2 | 1 | 6 | 4 |
| 16 | Balazovic, J | STP | R | .000 | 20 | 0 | 0 | 0 | 0 | 0 | 0 | 0 | 0 | 0 | 0 | 0 | 0 | 0 | .000 | .000 | .000 | 0 | 0 | 0 | 0 | 0 | 1 |
| 53 | Bañuelos, D | STP | R | .201 | 53 | 174 | 22 | 35 | 63 | 7 | 0 | 7 | 25 | 15 | 0 | 60 | 0 | 1 | .268 | .362 | .630 | 191 | 1 | 0 | 1 | 2 | 6 |
| 67 | Bechtold, A | STP | R | .159 | 28 | 88 | 12 | 14 | 22 | 2 | 0 | 2 | 11 | 16 | 0 | 31 | 0 | 0 | .288 | .250 | .538 | 104 | 0 | 0 | 0 | 1 | 2 |
| | Beckham, T | STP | R | .413 | 34 | 126 | 18 | 52 | 73 | 6 | 0 | 5 | 31 | 14 | 0 | 31 | 2 | 1 | .483 | .579 | 1.062 | 143 | 0 | 0 | 3 | 2 | 7 |
| 20 | Berman, S | BUF | R | .210 | 59 | 181 | 22 | 38 | 66 | 13 | 0 | 5 | 22 | 32 | 0 | 58 | 0 | 0 | .344 | .365 | .709 | 224 | 0 | 4 | 7 | 5 | 6 |
| 20 | Berman, S | STP | R | .000 | 1 | 3 | 0 | 0 | 0 | 0 | 0 | 0 | 0 | 1 | 0 | 0 | 0 | 0 | .250 | .000 | .250 | 4 | 0 | 0 | 0 | 0 | 0 |
| 20 | Berman, S | 2 Teams | R | .207 | 60 | 184 | 22 | 38 | 66 | 13 | 0 | 5 | 22 | 33 | 0 | 58 | 0 | 0 | .342 | .359 | .701 | 228 | 0 | 4 | 7 | 5 | 6 |
| 2 | Bishop, B | RNO | R | .232 | 37 | 138 | 19 | 32 | 43 | 3 | 1 | 2 | 11 | 15 | 0 | 31 | 7 | 1 | .312 | .312 | .624 | 154 | 0 | 0 | 1 | 1 | 0 |
| 2 | Bishop, B | STP | R | .229 | 41 | 118 | 17 | 27 | 46 | 5 | 1 | 4 | 16 | 9 | 0 | 35 | 5 | 1 | .292 | .390 | .682 | 130 | 0 | 1 | 2 | 2 | 1 |
| 2 | Bishop, B | 2 Teams | R | .230 | 78 | 256 | 36 | 59 | 89 | 8 | 2 | 6 | 27 | 24 | 0 | 66 | 12 | 2 | .303 | .348 | .651 | 284 | 0 | 1 | 3 | 3 | 1 |
| 36 | Cave, J | STP | L | .273 | 85 | 322 | 63 | 88 | 164 | 20 | 7 | 14 | 57 | 43 | 3 | 93 | 10 | 0 | .370 | .509 | .879 | 373 | 0 | 1 | 7 | 10 | 2 |
| 63 | Celestino, G | STP | R | .000 | 2 | 7 | 0 | 0 | 0 | 0 | 0 | 0 | 0 | 2 | 0 | 3 | 1 | 0 | .222 | .000 | .222 | 9 | 0 | 0 | 0 | 0 | 0 |
| 8 | Contreras, M | STP | L | .237 | 102 | 376 | 64 | 89 | 157 | 21 | 1 | 15 | 59 | 37 | 1 | 125 | 23 | 2 | .317 | .418 | .735 | 423 | 0 | 2 | 8 | 3 | 3 |
| 20 | Cotton, J | STP | R | .000 | 22 | 0 | 0 | 0 | 0 | 0 | 0 | 0 | 0 | 0 | 0 | 0 | 0 | 0 | .000 | .000 | .000 | 0 | 0 | 0 | 0 | 0 | 1 |
| 23 | Fisher, D | STP | L | .158 | 27 | 95 | 13 | 15 | 29 | 5 | 0 | 3 | 11 | 12 | 0 | 37 | 0 | 0 | .259 | .305 | .564 | 108 | 0 | 0 | 1 | 3 | 0 |
| 65 | Garlick, K | STP | R | .250 | 11 | 40 | 5 | 10 | 22 | 1 | 1 | 3 | 7 | 6 | 0 | 16 | 0 | 0 | .348 | .550 | .898 | 46 | 0 | 0 | 0 | 2 | 0 |
| 20 | Godoy, J | IND | L | .286 | 9 | 35 | 6 | 10 | 16 | 0 | 0 | 2 | 10 | 1 | 0 | 7 | 0 | 0 | .316 | .457 | .773 | 38 | 0 | 1 | 1 | 2 | 0 |
| 20 | Godoy, J | STP | L | .197 | 43 | 137 | 13 | 27 | 41 | 5 | 0 | 3 | 14 | 13 | 2 | 41 | 0 | 0 | .272 | .299 | .571 | 151 | 0 | 0 | 1 | 3 | 3 |
| 20 | Godoy, J | 2 Teams | L | .215 | 52 | 172 | 19 | 37 | 57 | 5 | 0 | 5 | 24 | 14 | 2 | 48 | 0 | 0 | .280 | .331 | .611 | 189 | 0 | 1 | 2 | 5 | 3 |
| 62 | Hamilton, B | JAX | R | .333 | 1 | 3 | 0 | 1 | 2 | 1 | 0 | 0 | 1 | 0 | 0 | 2 | 0 | 0 | .333 | .667 | 1.000 | 3 | 0 | 0 | 0 | 0 | 0 |
| 62 | Hamilton, B | STP | R | .143 | 2 | 7 | 2 | 1 | 2 | 1 | 0 | 0 | 0 | 1 | 0 | 4 | 1 | 0 | .250 | .286 | .536 | 8 | 0 | 0 | 0 | 0 | 0 |
| 62 | Hamilton, B | TAC | R | .186 | 22 | 86 | 11 | 16 | 18 | 2 | 0 | 0 | 5 | 9 | 0 | 25 | 4 | 0 | .263 | .209 | .472 | 95 | 0 | 0 | 0 | 0 | 2 |
| 62 | Hamilton, B | 3 Teams | R | .188 | 25 | 96 | 13 | 18 | 22 | 4 | 0 | 0 | 6 | 10 | 0 | 31 | 5 | 0 | .264 | .229 | .493 | 106 | 0 | 0 | 0 | 0 | 2 |
| 9 | Hamilton, C | STP | R | .233 | 62 | 206 | 34 | 48 | 91 | 10 | 0 | 11 | 43 | 43 | 1 | 67 | 1 | 0 | .367 | .442 | .809 | 251 | 0 | 1 | 1 | 3 | 5 |
| 44 | Hamilton, I | STP | R | .000 | 23 | 0 | 0 | 0 | 0 | 0 | 0 | 0 | 0 | 0 | 0 | 0 | 0 | 0 | .000 | .000 | .000 | 0 | 0 | 0 | 0 | 0 | 0 |
| 4 | Helman, M | STP | R | .251 | 87 | 334 | 61 | 84 | 136 | 14 | 1 | 12 | 37 | 37 | 0 | 71 | 30 | 5 | .328 | .407 | .735 | 378 | 0 | 4 | 3 | 3 | 5 |
| 18 | Javier, W | STP | R | .500 | 1 | 2 | 0 | 1 | 1 | 0 | 0 | 0 | 1 | 1 | 0 | 1 | 0 | 0 | .667 | .500 | 1.167 | 3 | 0 | 0 | 0 | 0 | 0 |
| 47 | Jeffers, R | STP | R | .333 | 1 | 6 | 1 | 2 | 5 | 0 | 0 | 1 | 3 | 0 | 0 | 1 | 0 | 0 | .333 | .833 | 1.166 | 6 | 0 | 0 | 0 | 0 | 0 |
| 38 | Kirilloff, A | STP | L | .359 | 35 | 131 | 33 | 47 | 84 | 7 | 0 | 10 | 32 | 22 | 0 | 26 | 1 | 0 | .465 | .641 | 1.106 | 157 | 0 | 0 | 4 | 2 | 3 |
| 44 | Knight, N | RR | S | .253 | 29 | 95 | 14 | 24 | 38 | 6 | 1 | 2 | 20 | 22 | 0 | 32 | 0 | 2 | .408 | .400 | .808 | 120 | 0 | 0 | 3 | 2 | 4 |
| 44 | Knight, N | STP | S | .228 | 29 | 92 | 14 | 21 | 32 | 5 | 0 | 2 | 10 | 15 | 0 | 33 | 0 | 0 | .349 | .348 | .697 | 109 | 0 | 0 | 2 | 3 | 2 |
| 44 | Knight, N | 2 Teams | S | .241 | 58 | 187 | 28 | 45 | 70 | 11 | 1 | 4 | 30 | 37 | 0 | 65 | 0 | 2 | .380 | .374 | .754 | 229 | 0 | 0 | 5 | 5 | 6 |
| 24 | Larnach, T | STP | L | .154 | 7 | 26 | 1 | 4 | 4 | 0 | 0 | 0 | 2 | 2 | 0 | 9 | 0 | 0 | .207 | .154 | .361 | 29 | 0 | 1 | 0 | 0 | 0 |
| 2 | Lewis, R | STP | R | .313 | 34 | 131 | 30 | 41 | 70 | 12 | 1 | 5 | 14 | 18 | 0 | 32 | 12 | 2 | .405 | .534 | .939 | 153 | 0 | 1 | 3 | 1 | 4 |
| 38 | Merrell, K | STP | L | .256 | 12 | 39 | 7 | 10 | 19 | 0 | 0 | 3 | 7 | 3 | 0 | 6 | 0 | 1 | .310 | .487 | .797 | 42 | 0 | 0 | 0 | 2 | 2 |
| 66 | Miranda, J | STP | R | .256 | 21 | 86 | 10 | 22 | 38 | 10 | 0 | 2 | 12 | 5 | 0 | 14 | 0 | 0 | .295 | .442 | .737 | 95 | 0 | 3 | 1 | 1 | 3 |
| 39 | Morales, R | STP | R | .287 | 39 | 136 | 19 | 39 | 55 | 7 | 0 | 3 | 30 | 22 | 2 | 21 | 2 | 1 | .395 | .404 | .799 | 162 | 0 | 1 | 3 | 8 | 1 |
| 38 | Nigro, F | STP | R | .167 | 3 | 6 | 0 | 1 | 1 | 0 | 0 | 0 | 0 | 0 | 0 | 5 | 0 | 0 | .167 | .167 | .334 | 7 | 1 | 0 | 0 | 0 | 0 |
| 35 | Palacios, J | STP | R | .283 | 102 | 392 | 70 | 111 | 181 | 28 | 0 | 14 | 60 | 34 | 0 | 102 | 12 | 9 | .341 | .462 | .803 | 428 | 0 | 1 | 1 | 11 | 20 |
| 67 | Perez, M | STP | R | 1.000 | 1 | 1 | 1 | 1 | 4 | 0 | 0 | 1 | 3 | 0 | 0 | 0 | 0 | 0 | 1.000 | 4.000 | 5.000 | 1 | 0 | 0 | 0 | 0 | 0 |
| 18 | Polanco, J | STP | S | .500 | 1 | 2 | 0 | 1 | 1 | 0 | 0 | 0 | 1 | 1 | 0 | 0 | 0 | 0 | .667 | .500 | 1.167 | 3 | 0 | 0 | 0 | 0 | 0 |
| 47 | Ramirez, J | STP | R | .000 | 16 | 1 | 0 | 0 | 0 | 0 | 0 | 0 | 0 | 0 | 0 | 0 | 0 | 0 | .000 | .000 | .000 | 1 | 0 | 0 | 0 | 0 | 0 |
| 26 | Robertson, D | LHV | R | .246 | 33 | 114 | 22 | 28 | 50 | 10 | 0 | 4 | 15 | 13 | 0 | 35 | 0 | 1 | .331 | .439 | .770 | 130 | 0 | 1 | 2 | 2 | 3 |
| 26 | Robertson, D | STP | R | .183 | 17 | 60 | 8 | 11 | 16 | 2 | 0 | 1 | 10 | 7 | 0 | 13 | 0 | 0 | .279 | .267 | .546 | 68 | 0 | 0 | 1 | 4 | 1 |
| 26 | Robertson, D | 2 Teams | R | .224 | 50 | 174 | 30 | 39 | 66 | 12 | 0 | 5 | 25 | 20 | 0 | 48 | 0 | 1 | .313 | .379 | .692 | 198 | 0 | 1 | 3 | 6 | 4 |
| 30 | Rodriguez, D | STP | R | .000 | 23 | 1 | 1 | 0 | 0 | 0 | 0 | 0 | 0 | 0 | 0 | 1 | 0 | 0 | .000 | .000 | .000 | 1 | 0 | 0 | 0 | 0 | 1 |
| 63 | Rucker, J | STP | R | .667 | 1 | 3 | 2 | 2 | 5 | 0 | 0 | 1 | 3 | 0 | 0 | 0 | 0 | 0 | .500 | 1.667 | 2.167 | 4 | 0 | 1 | 0 | 0 | 0 |
| 59 | Sanó, M | STP | R | .348 | 8 | 23 | 5 | 8 | 19 | 2 | 0 | 3 | 7 | 3 | 0 | 10 | 0 | 0 | .423 | .826 | 1.249 | 26 | 0 | 0 | 0 | 0 | 1 |
| 61 | Schulfer, A | STP | R | .000 | 29 | 1 | 0 | 0 | 0 | 0 | 0 | 0 | 0 | 0 | 0 | 1 | 0 | 0 | .000 | .000 | .000 | 1 | 0 | 0 | 0 | 0 | 0 |
| 65 | Shuffield, D | STP | R | .304 | 7 | 23 | 1 | 7 | 12 | 3 | 1 | 0 | 4 | 3 | 0 | 5 | 0 | 0 | .385 | .522 | .907 | 26 | 0 | 0 | 0 | 0 | 1 |
| | Sisco, C | STP | L | .194 | 10 | 31 | 4 | 6 | 11 | 2 | 0 | 1 | 3 | 5 | 0 | 10 | 0 | 0 | .297 | .355 | .652 | 37 | 0 | 1 | 0 | 1 | 0 |
| 25 | Soto, E | STP | R | .219 | 91 | 297 | 47 | 65 | 99 | 18 | 2 | 4 | 31 | 40 | 0 | 75 | 9 | 1 | .318 | .333 | .651 | 340 | 0 | 0 | 3 | 9 | 5 |
| 65 | Steer, S | LOU | R | .293 | 23 | 92 | 14 | 27 | 43 | 7 | 0 | 3 | 13 | 9 | 0 | 23 | 1 | 0 | .375 | .467 | .842 | 104 | 0 | 0 | 3 | 2 | 1 |
| 65 | Steer, S | STP | R | .242 | 48 | 198 | 39 | 48 | 96 | 10 | 1 | 12 | 32 | 28 | 1 | 43 | 2 | 0 | .345 | .485 | .830 | 232 | 0 | 2 | 4 | 8 | 7 |
| 65 | Steer, S | 2 Teams | R | .259 | 71 | 290 | 53 | 75 | 139 | 17 | 1 | 15 | 45 | 37 | 1 | 66 | 3 | 0 | .354 | .479 | .833 | 336 | 0 | 2 | 7 | 10 | 8 |
| 1 | Sturgeon, C | STP | L | .262 | 40 | 141 | 18 | 37 | 50 | 7 | 3 | 0 | 17 | 15 | 0 | 21 | 6 | 2 | .333 | .355 | .688 | 160 | 1 | 2 | 1 | 0 | 1 |
| 45 | Terry, C | STP | R | .250 | 80 | 296 | 41 | 74 | 127 | 19 | 2 | 10 | 32 | 40 | 1 | 56 | 0 | 0 | .348 | .429 | .777 | 342 | 0 | 1 | 5 | 10 | 5 |
| 43 | Viza, T | STP | R | .000 | 15 | 1 | 0 | 0 | 0 | 0 | 0 | 0 | 0 | 0 | 0 | 1 | 0 | 0 | .000 | .000 | .000 | 1 | 0 | 0 | 0 | 0 | 0 |
| 52 | Wallner, M | STP | L | .247 | 50 | 190 | 29 | 47 | 88 | 17 | 3 | 6 | 31 | 35 | 1 | 63 | 1 | 0 | .376 | .463 | .839 | 229 | 0 | 0 | 4 | 0 | 2 |
| 66 | Williams, C | STP | R | .197 | 33 | 117 | 19 | 23 | 55 | 5 | 0 | 9 | 29 | 18 | 0 | 42 | 0 | 0 | .30 | | | | | | | | |

St. Paul Saints Pitching - 2022 - Regular Season - All Players

| # | Player | Team | T | W | L | ERA | G | GS | CG | SHO | GF | HLD | SV | SVO | IP | H | R | ER | HR | HB | BB | IBB | SO | AVG | WP | BK | GIDP | TBF | |
|----|--------------|---------|---|---|---|-------|----|----|----|-----|----|-----|----|-----|------|----|----|----|----|----|----|-----|-----|------|------|----|------|-----|---|
| 16 | Balazovic, J | STP | R | 0 | 6 | 7.47 | 20 | 19 | 0 | 0 | 0 | 0 | 0 | 0 | 62.2 | 93 | 60 | 52 | 17 | 2 | 31 | 0 | 67 | .342 | 5 | 0 | 3 | 307 | |
| 53 | Bañuelos, D | STP | R | 0 | 0 | 0.00 | 1 | 0 | 0 | 0 | 1 | 0 | 0 | 0 | 0.1 | 0 | 0 | 0 | 0 | 0 | 0 | 0 | 0 | 0 | .000 | 0 | 0 | 0 | 1 |
| 62 | Bashlor, T | STP | R | 2 | 1 | 3.86 | 7 | 0 | 0 | 0 | 1 | 0 | 0 | 0 | 7.0 | 5 | 4 | 3 | 1 | 1 | 9 | 2 | 7 | .200 | 1 | 0 | 0 | 36 | |
| 18 | Cano, Y | NOR | R | 0 | 1 | 6.17 | 8 | 0 | 0 | 0 | 3 | 1 | 1 | 2 | 11.2 | 16 | 11 | 8 | 3 | 0 | 6 | 0 | 9 | .320 | 2 | 0 | 1 | 56 | |
| 18 | Cano, Y | STP | R | 1 | 1 | 1.90 | 20 | 0 | 0 | 0 | 14 | 2 | 3 | 6 | 23.2 | 16 | 6 | 5 | 2 | 1 | 6 | 0 | 25 | .203 | 0 | 1 | 3 | 89 | |
| 18 | Cano, Y | 2 Teams | R | 1 | 2 | 3.31 | 28 | 0 | 0 | 0 | 17 | 3 | 4 | 8 | 35.1 | 32 | 17 | 13 | 5 | 1 | 12 | 0 | 34 | .248 | 2 | 1 | 4 | 145 | |
| 20 | Cotton, J | STP | R | 4 | 1 | 2.88 | 22 | 0 | 0 | 0 | 11 | 4 | 1 | 2 | 25.0 | 17 | 8 | 8 | 4 | 3 | 10 | 1 | 39 | .187 | 3 | 0 | 0 | 105 | |
| 38 | Coulombe, D | STP | L | 0 | 0 | 9.00 | 1 | 0 | 0 | 0 | 0 | 0 | 0 | 0 | 1.0 | 2 | 1 | 1 | 1 | 0 | 0 | 0 | 1 | .400 | 0 | 0 | 0 | 5 | |
| 13 | Dobnak, R | STP | R | 1 | 1 | 6.39 | 6 | 1 | 0 | 0 | 0 | 0 | 0 | 1 | 12.2 | 12 | 9 | 9 | 3 | 2 | 11 | 0 | 11 | .255 | 0 | 0 | 1 | 61 | |
| 52 | Faria, J | STP | R | 1 | 2 | 7.48 | 12 | 9 | 0 | 0 | 1 | 1 | 0 | 0 | 43.1 | 52 | 40 | 36 | 9 | 4 | 27 | 0 | 39 | .297 | 9 | 0 | 4 | 206 | |
| 46 | Feliz, M | STP | R | 3 | 1 | 1.66 | 16 | 0 | 0 | 0 | 8 | 3 | 2 | 2 | 21.2 | 8 | 6 | 4 | 0 | 2 | 6 | 0 | 22 | .110 | 1 | 0 | 0 | 81 | |
| 46 | Feliz, M | WOR | R | 0 | 1 | 3.28 | 18 | 3 | 0 | 0 | 0 | 4 | 0 | 0 | 24.2 | 20 | 10 | 9 | 1 | 0 | 9 | 0 | 28 | .225 | 1 | 0 | 2 | 101 | |
| 46 | Feliz, M | 2 Teams | R | 3 | 2 | 2.53 | 34 | 3 | 0 | 0 | 8 | 7 | 2 | 2 | 46.1 | 28 | 16 | 13 | 1 | 2 | 15 | 0 | 50 | .173 | 2 | 0 | 2 | 182 | |
| 31 | González, C | STP | R | 2 | 2 | 3.44 | 8 | 5 | 0 | 0 | 0 | 0 | 0 | 0 | 36.2 | 32 | 16 | 14 | 3 | 0 | 14 | 0 | 35 | .237 | 0 | 0 | 1 | 151 | |
| 31 | González, C | SWB | R | 0 | 0 | 6.35 | 3 | 3 | 0 | 0 | 0 | 0 | 0 | 0 | 11.1 | 20 | 8 | 8 | 0 | 0 | 4 | 0 | 8 | .377 | 1 | 0 | 1 | 57 | |
| 31 | González, C | TOL | R | 0 | 1 | 5.48 | 5 | 4 | 0 | 0 | 0 | 0 | 0 | 1 | 21.1 | 24 | 13 | 13 | 4 | 1 | 8 | 0 | 18 | .293 | 2 | 0 | 0 | 93 | |
| 31 | González, C | 3 Teams | R | 2 | 3 | 4.54 | 16 | 12 | 0 | 0 | 0 | 0 | 0 | 1 | 69.1 | 76 | 37 | 35 | 7 | 1 | 26 | 0 | 61 | .281 | 3 | 0 | 2 | 301 | |
| 11 | Gore, J | STP | R | 0 | 1 | 7.47 | 15 | 0 | 0 | 0 | 3 | 1 | 1 | 4 | 15.2 | 23 | 14 | 13 | 2 | 3 | 13 | 0 | 10 | .354 | 1 | 0 | 4 | 81 | |
| 48 | Gossett, D | STP | R | 2 | 2 | 8.63 | 13 | 5 | 0 | 0 | 1 | 0 | 0 | 0 | 32.1 | 47 | 34 | 31 | 6 | 1 | 21 | 0 | 23 | .348 | 6 | 0 | 1 | 159 | |
| 44 | Hamilton, I | COL | R | 0 | 3 | 8.16 | 12 | 0 | 0 | 0 | 6 | 2 | 1 | 3 | 14.1 | 15 | 13 | 13 | 3 | 0 | 7 | 0 | 19 | .254 | 1 | 0 | 0 | 66 | |
| 44 | Hamilton, I | STP | R | 2 | 3 | 1.88 | 23 | 0 | 0 | 0 | 15 | 4 | 1 | 2 | 28.2 | 16 | 9 | 6 | 3 | 2 | 8 | 0 | 36 | .158 | 3 | 0 | 2 | 112 | |
| 44 | Hamilton, I | 2 Teams | R | 2 | 6 | 3.98 | 35 | 0 | 0 | 0 | 21 | 6 | 2 | 5 | 43.0 | 31 | 22 | 19 | 6 | 2 | 15 | 0 | 55 | .194 | 4 | 0 | 2 | 178 | |
| 18 | Heller, B | STP | R | 0 | 0 | 21.60 | 3 | 0 | 0 | 0 | 0 | 0 | 0 | 0 | 1.2 | 4 | 5 | 4 | 2 | 0 | 3 | 0 | 3 | .400 | 1 | 0 | 0 | 13 | |
| 60 | Henriquez, R | STP | R | 3 | 4 | 5.66 | 24 | 14 | 0 | 0 | 2 | 0 | 1 | 1 | 95.1 | 99 | 60 | 60 | 19 | 5 | 33 | 0 | 106 | .266 | 5 | 2 | 4 | 412 | |
| 65 | Jax, G | STP | R | 1 | 0 | 0.00 | 1 | 0 | 0 | 0 | 0 | 0 | 0 | 0 | 2.0 | 0 | 0 | 0 | 0 | 0 | 1 | 0 | 2 | .000 | 0 | 0 | 0 | 7 | |
| 45 | Jewell, J | COL | R | 2 | 2 | 2.49 | 36 | 0 | 0 | 0 | 12 | 2 | 4 | 7 | 43.1 | 29 | 14 | 12 | 0 | 4 | 15 | 0 | 48 | .182 | 4 | 0 | 3 | 178 | |
| 45 | Jewell, J | STP | R | 0 | 0 | 5.40 | 6 | 0 | 0 | 0 | 0 | 2 | 0 | 0 | 8.1 | 9 | 8 | 5 | 0 | 1 | 4 | 0 | 9 | .273 | 0 | 0 | 1 | 39 | |
| 45 | Jewell, J | 2 Teams | R | 2 | 2 | 2.96 | 42 | 0 | 0 | 0 | 12 | 4 | 4 | 7 | 51.2 | 38 | 22 | 17 | 0 | 5 | 19 | 0 | 57 | .198 | 4 | 0 | 4 | 217 | |
| 50 | Jurado, A | STP | R | 1 | 2 | 4.04 | 12 | 5 | 0 | 0 | 2 | 0 | 1 | 1 | 42.1 | 33 | 20 | 19 | 7 | 1 | 9 | 0 | 35 | .219 | 0 | 0 | 6 | 163 | |
| 39 | Mason, R | STP | R | 0 | 0 | 3.18 | 5 | 0 | 0 | 0 | 2 | 0 | 0 | 1 | 5.2 | 3 | 3 | 2 | 1 | 1 | 6 | 0 | 9 | .150 | 1 | 0 | 0 | 27 | |
| 46 | Megill, T | STP | R | 0 | 2 | 3.00 | 10 | 0 | 0 | 0 | 3 | 2 | 2 | 4 | 12.0 | 11 | 6 | 4 | 2 | 0 | 4 | 1 | 16 | .282 | 2 | 0 | 2 | 47 | |
| 32 | Minaya, J | ROC | R | 0 | 1 | 1.42 | 4 | 0 | 0 | 0 | 1 | 1 | 0 | 0 | 6.1 | 3 | 1 | 1 | 1 | 0 | 3 | 0 | 5 | .136 | 1 | 0 | 1 | 25 | |
| 32 | Minaya, J | STP | R | 1 | 5 | 6.98 | 29 | 1 | 0 | 0 | 12 | 2 | 4 | 6 | 40.1 | 41 | 33 | 31 | 6 | 10 | 20 | 0 | 36 | .265 | 3 | 0 | 1 | 187 | |
| 32 | Minaya, J | 2 Teams | R | 1 | 6 | 6.22 | 33 | 1 | 0 | 0 | 13 | 3 | 4 | 6 | 46.4 | 44 | 34 | 32 | 7 | 10 | 23 | 0 | 41 | .249 | 4 | 0 | 2 | 212 | |
| 39 | Morales, R | STP | R | 0 | 0 | 0.00 | 1 | 0 | 0 | 0 | 1 | 0 | 0 | 0 | 0.1 | 0 | 0 | 0 | 0 | 0 | 1 | 0 | 0 | .000 | 0 | 0 | 0 | 2 | |
| | Moran, J | STP | L | 1 | 2 | 6.00 | 20 | 0 | 0 | 0 | 2 | 4 | 0 | 3 | 24.0 | 25 | 16 | 16 | 2 | 2 | 14 | 0 | 43 | .260 | 5 | 0 | 0 | 112 | |
| 32 | Ober, B | STP | R | 0 | 1 | 4.66 | 2 | 2 | 0 | 0 | 0 | 0 | 0 | 0 | 9.2 | 5 | 6 | 5 | 2 | 1 | 2 | 0 | 13 | .147 | 1 | 0 | 1 | 37 | |
| 43 | Peacock, B | OMA | R | 2 | 1 | 1.64 | 35 | 0 | 0 | 0 | 19 | 1 | 7 | 8 | 38.1 | 33 | 9 | 7 | 2 | 3 | 16 | 0 | 45 | .229 | 4 | 1 | 4 | 163 | |
| 43 | Peacock, B | STP | R | 3 | 3 | 4.15 | 17 | 0 | 0 | 0 | 14 | 0 | 6 | 6 | 17.1 | 12 | 10 | 8 | 3 | 0 | 9 | 1 | 16 | .200 | 0 | 0 | 2 | 69 | |
| 43 | Peacock, B | 2 Teams | R | 5 | 4 | 2.43 | 52 | 0 | 0 | 0 | 33 | 1 | 13 | 14 | 55.2 | 45 | 19 | 15 | 5 | 3 | 25 | 1 | 61 | .221 | 4 | 1 | 6 | 232 | |
| 54 | Petricka, J | STP | R | 0 | 1 | 4.18 | 21 | 0 | 0 | 0 | 6 | 4 | 2 | 3 | 23.2 | 24 | 12 | 11 | 1 | 2 | 8 | 0 | 22 | .253 | 1 | 0 | 2 | 106 | |
| 67 | Pinto, W | STP | R | 3 | 4 | 2.08 | 25 | 0 | 0 | 0 | 8 | 2 | 1 | 2 | 34.2 | 26 | 17 | 8 | 3 | 0 | 27 | 1 | 43 | .198 | 5 | 2 | 1 | 159 | |
| 47 | Ramírez, J | STP | R | 3 | 0 | 5.66 | 16 | 2 | 0 | 0 | 1 | 2 | 0 | 0 | 35.0 | 34 | 22 | 22 | 6 | 4 | 21 | 0 | 28 | .262 | 3 | 1 | 5 | 157 | |
| 30 | Rodríguez, D | STP | R | 7 | 4 | 5.02 | 22 | 15 | 0 | 0 | 1 | 0 | 0 | 0 | 89.2 | 92 | 54 | 50 | 13 | 3 | 29 | 0 | 88 | .264 | 6 | 0 | 5 | 385 | |
| | Ryan, J | STP | R | 0 | 0 | 0.00 | 1 | 1 | 0 | 0 | 0 | 0 | 0 | 0 | 3.0 | 1 | 0 | 0 | 0 | 0 | 0 | 0 | 4 | .091 | 0 | 0 | 0 | 11 | |
| 40 | Sanchez, A | ROC | R | 1 | 0 | 3.60 | 3 | 3 | 0 | 0 | 0 | 0 | 0 | 0 | 15.0 | 17 | 6 | 6 | 2 | 0 | 5 | 0 | 10 | .304 | 1 | 0 | 4 | 61 | |
| 40 | Sanchez, A | STP | R | 3 | 2 | 3.80 | 10 | 10 | 0 | 0 | 0 | 0 | 0 | 0 | 47.1 | 43 | 24 | 20 | 7 | 9 | 15 | 0 | 33 | .246 | 1 | 1 | 5 | 202 | |
| 40 | Sanchez, A | 2 Teams | R | 4 | 2 | 3.75 | 13 | 13 | 0 | 0 | 0 | 0 | 0 | 0 | 62.1 | 60 | 30 | 26 | 9 | 9 | 20 | 0 | 43 | .260 | 2 | 1 | 9 | 263 | |
| 12 | Sanchez, M | STP | R | 4 | 4 | 4.19 | 25 | 13 | 0 | 0 | 1 | 0 | 1 | 2 | 86.0 | 70 | 42 | 40 | 11 | 1 | 23 | 0 | 65 | .221 | 1 | 2 | 0 | 345 | |
| 21 | Sands, C | STP | R | 2 | 6 | 5.91 | 17 | 13 | 0 | 0 | 0 | 0 | 0 | 0 | 56.1 | 74 | 40 | 37 | 8 | 3 | 22 | 0 | 66 | .320 | 3 | 1 | 3 | 261 | |
| 61 | Schulfer, A | STP | R | 4 | 2 | 5.01 | 28 | 0 | 0 | 0 | 8 | 4 | 1 | 3 | 32.1 | 29 | 19 | 18 | 4 | 3 | 12 | 0 | 31 | .252 | 2 | 0 | 8 | 132 | |
| 23 | Sisk, E | STP | L | 2 | 1 | 2.20 | 27 | 0 | 0 | 0 | 6 | 5 | 0 | 1 | 28.2 | 16 | 10 | 7 | 0 | 4 | 17 | 1 | 33 | .168 | 2 | 0 | 2 | 122 | |
| 49 | Smeltzer, D | STP | L | 3 | 3 | 6.33 | 13 | 9 | 0 | 0 | 0 | 0 | 0 | 2 | 48.1 | 59 | 35 | 34 | 7 | 2 | 13 | 0 | 46 | .301 | 2 | 0 | 2 | 217 | |
| 26 | Stewart, B | STP | R | 0 | 1 | 13.50 | 3 | 0 | 0 | 0 | 1 | 0 | 0 | 0 | 3.1 | 7 | 6 | 5 | 2 | 1 | 1 | 0 | 6 | .438 | 1 | 0 | 0 | 19 | |
| 19 | Strotman, D | STP | R | 3 | 2 | 6.44 | 39 | 0 | 0 | 0 | 10 | 1 | 0 | 1 | 50.1 | 53 | 40 | 36 | 6 | 6 | 33 | 0 | 58 | .266 | 6 | 0 | 8 | 240 | |
| 38 | Thielbar, C | STP | L | 0 | 0 | 0.00 | 1 | 0 | 0 | 0 | 0 | 0 | 0 | 0 | 1.0 | 0 | 0 | 0 | 0 | 0 | 0 | 0 | 1 | .000 | 0 | 0 | 0 | 3 | |
| 26 | Thornburg, T | STP | R | 1 | 0 | 5.65 | 13 | 0 | 0 | 0 | 0 | 3 | 0 | 0 | 14.1 | 17 | 12 | 9 | 1 | 3 | 6 | 0 | 15 | .288 | 2 | 0 | 3 | 68 | |
| 43 | Thorpe, L | STP | L | 0 | 0 | 43.20 | 1 | 1 | 0 | 0 | 0 | 0 | 0 | 0 | 1.2 | 6 | 8 | 8 | 2 | 0 | 2 | 0 | 2 | .545 | 0 | 0 | 0 | 13 | |
| 11 | Varland, L | STP | R | 1 | 1 | 1.69 | 4 | 4 | 0 | 0 | 0 | 0 | 0 | 0 | 21.1 | 15 | 5 | 4 | 1 | 2 | 3 | 0 | 27 | .192 | 0 | 0 | 0 | 84 | |
| 43 | Viza, T | STP | R | 3 | 0 | 7.08 | 15 | 0 | 0 | 0 | 4 | 1 | 0 | 1 | 20.1 | 25 | 17 | 16 | 3 | 2 | 7 | 0 | 21 | .294 | 0 | 0 | 1 | 95 | |
| 31 | Winder, J | STP | R | 0 | 0 | 3.38 | 5 | 5 | 0 | 0 | 0 | 0 | 0 | 0 | 16.0 | 11 | 7 | 6 | 3 | 1 | 6 | 0 | 11 | .186 | 0 | 0 | 1 | 66 | |
| 62 | Wood, H | STP | R | 0 | 0 | 2.08 | 8 | 0 | 0 | 0 | 0 | 3 | 0 | 1 | 8.2 | 2 | 2 | | | | | | | | | | | | |

International League Standings - 2022 - Regular Season

| INT East | W | L | PCT | GB | L10 | STRK | HOME | ROAD | RS | RA | DIFF |
|-----------------|----------|----------|------------|-----------|------------|-------------|-------------|-------------|-----------|-----------|-------------|
| Durham | 78 | 62 | .557 | - | 4-6 | W3 | 38-31 | 40-31 | 738 | 679 | 59 |
| Scranton/WB | 77 | 62 | .554 | 0.5 | 8-2 | W2 | 40-30 | 37-32 | 649 | 594 | 55 |
| Jacksonville | 75 | 64 | .540 | 2.5 | 6-4 | L1 | 35-34 | 40-30 | 686 | 631 | 55 |
| Lehigh Valley | 73 | 66 | .525 | 4.5 | 4-6 | W1 | 36-32 | 37-34 | 698 | 696 | 2 |
| Buffalo | 72 | 66 | .522 | 5.0 | 6-4 | L2 | 36-32 | 36-34 | 616 | 615 | 1 |
| Worcester | 70 | 69 | .504 | 7.5 | 3-7 | L2 | 34-35 | 36-34 | 695 | 658 | 37 |
| Norfolk | 70 | 70 | .500 | 8.0 | 8-2 | L1 | 35-36 | 35-34 | 748 | 745 | 3 |
| Rochester | 63 | 77 | .450 | 15.0 | 6-4 | L1 | 33-38 | 30-39 | 646 | 699 | -53 |
| Syracuse | 58 | 82 | .414 | 20.0 | 5-5 | W2 | 30-41 | 28-41 | 680 | 790 | -110 |
| Charlotte | 55 | 85 | .393 | 23.0 | 4-6 | W1 | 32-40 | 23-45 | 693 | 882 | -189 |
| INT West | W | L | PCT | GB | L10 | STRK | HOME | ROAD | RS | RA | DIFF |
| Nashville | 84 | 55 | .604 | - | 5-5 | W1 | 45-26 | 39-29 | 737 | 592 | 145 |
| Columbus | 79 | 59 | .572 | 4.5 | 5-5 | W1 | 42-27 | 37-32 | 783 | 666 | 117 |
| Toledo | 79 | 60 | .568 | 5.0 | 9-1 | W9 | 41-28 | 38-32 | 668 | 635 | 33 |
| Indianapolis | 70 | 69 | .504 | 14.0 | 3-7 | L5 | 37-31 | 33-38 | 707 | 702 | 5 |
| Omaha | 69 | 71 | .493 | 15.5 | 6-4 | L1 | 38-31 | 31-40 | 757 | 728 | 29 |
| St. Paul | 68 | 71 | .489 | 16.0 | 4-6 | W2 | 40-30 | 28-41 | 767 | 754 | 13 |
| Memphis | 67 | 72 | .482 | 17.0 | 2-8 | L3 | 34-35 | 33-37 | 734 | 696 | 38 |
| Gwinnett | 65 | 73 | .471 | 18.5 | 4-6 | L3 | 39-31 | 26-42 | 594 | 628 | -34 |
| Iowa | 64 | 75 | .460 | 20.0 | 5-5 | W3 | 37-33 | 27-42 | 644 | 697 | -53 |
| Louisville | 56 | 84 | .400 | 28.5 | 3-7 | L2 | 28-41 | 28-43 | 602 | 755 | -153 |

| | 1 | 2 | 3 | 4 | 5 | 6 | 7 | R | H | E |
|----------------|---|---|---|---|---|---|---|---|---|---|
| Wichita | 0 | 2 | 0 | 0 | 0 | 0 | 1 | 3 | 4 | 0 |
| Midland | 0 | 0 | 2 | 0 | 0 | 0 | 2 | 4 | 9 | 0 |

None out when winning run scored.

| Wichita | AB | R | H | RBI | BB | SO | LOB | AVG |
|-----------------|-----------|----------|----------|----------|----------|----------|----------|-------------|
| Martin, SS | 3 | 0 | 0 | 0 | 0 | 0 | 0 | .240 |
| Julien, 2B | 2 | 0 | 0 | 0 | 1 | 0 | 0 | .300 |
| Camargo, DH | 3 | 0 | 0 | 0 | 0 | 1 | 1 | .238 |
| Severino, 3B | 3 | 0 | 0 | 0 | 0 | 2 | 0 | .279 |
| Isola, C | 3 | 2 | 2 | 1 | 0 | 0 | 0 | .286 |
| Gray, 1B | 2 | 0 | 0 | 0 | 1 | 0 | 1 | .125 |
| Prato, LF | 3 | 1 | 1 | 1 | 0 | 1 | 1 | .294 |
| Keirsey Jr., RF | 3 | 0 | 1 | 1 | 0 | 0 | 0 | .270 |
| Holland, CF | 2 | 0 | 0 | 0 | 0 | 1 | 1 | .228 |
| Laweryson, P | 0 | 0 | 0 | 0 | 0 | 0 | 0 | .000 |
| Enlow, P | 0 | 0 | 0 | 0 | 0 | 0 | 0 | .000 |
| Totals | 24 | 3 | 4 | 3 | 2 | 5 | 4 | .261 |

| Midland | AB | R | H | RBI | BB | SO | LOB | AVG |
|----------------|-----------|----------|----------|----------|----------|----------|-----------|-------------|
| Schuemann, 2B | 3 | 1 | 1 | 2 | 0 | 2 | 1 | .289 |
| Gelof, DH | 3 | 0 | 0 | 0 | 0 | 1 | 1 | .275 |
| McCann, C | 3 | 0 | 1 | 0 | 0 | 1 | 0 | .238 |
| Soderstrom, 1B | 3 | 0 | 2 | 0 | 0 | 0 | 1 | .286 |
| Davidson, SS | 2 | 0 | 0 | 0 | 1 | 1 | 1 | .251 |
| Harris, B, 3B | 3 | 1 | 1 | 0 | 0 | 0 | 3 | .285 |
| Foyle, LF | 3 | 1 | 2 | 0 | 0 | 0 | 2 | .241 |
| Beck, CF | 3 | 0 | 2 | 1 | 0 | 0 | 0 | .211 |
| Guldberg, RF | 1 | 1 | 0 | 0 | 1 | 0 | 2 | .277 |
| Cushing, P | 0 | 0 | 0 | 0 | 0 | 0 | 0 | .000 |
| Totals | 24 | 4 | 9 | 3 | 2 | 5 | 11 | .265 |

BATTING

2B : Prato (22, Cushing).
HR : Isola (10, 7th inning off Cushing, 0 on, 0 out).
TB : Isola 5; Keirsey Jr.; Prato 2.
RBI : Isola (40); Keirsey Jr. (46); Prato (30).
2-out RBI : Keirsey Jr.; Prato.
Runners left in scoring position, 2 out : Holland.
GIDP : Camargo.
Team RISP : 1-for-2.
Team LOB : 2.

FIELDING

DP : 3 (Severino-Julien-Gray; Severino-Julien; Julien-Martin-Gray).

BATTING

HR : Schuemann (8, 3rd inning off Laweryson, 1 on, 2 out).
TB : Beck 2; Foyle 2; Harris, B; McCann; Schuemann 4; Soderstrom 2.
RBI : Beck (5); Schuemann 2 (38).
2-out RBI : Schuemann 2.
Runners left in scoring position, 2 out : Foyle 2; Gelof.
GIDP : Guldberg; Harris, B; Soderstrom.
Team RISP : 1-for-6.
Team LOB : 4.

BASERUNNING

SB : Guldberg (4, 2nd base off Laweryson/Isola); Beck (2, 2nd base off Enlow/Isola).

FIELDING

DP : (Davidson-Schuemann-Soderstrom).

| Wichita | IP | H | R | ER | BB | SO | HR | ERA |
|----------------|------------|----------|----------|----------|----------|----------|----------|-------------|
| Laweryson | 5.0 | 5 | 2 | 2 | 2 | 5 | 1 | 1.06 |
| Enlow (L, 1-3) | 1.0 | 4 | 2 | 2 | 0 | 0 | 0 | 4.40 |
| Totals | 6.0 | 9 | 4 | 4 | 2 | 5 | 1 | 4.10 |

| Midland | IP | H | R | ER | BB | SO | HR | ERA |
|-------------------|------------|----------|----------|----------|----------|----------|----------|-------------|
| Cushing (W, 11-3) | 7.0 | 4 | 3 | 3 | 2 | 5 | 1 | 3.67 |
| Totals | 7.0 | 4 | 3 | 3 | 2 | 5 | 1 | 5.11 |

Enlow pitched to 3 batters in the 7th.

WP : Enlow; Cushing.

Pitches-strikes : Laweryson 86-51; Enlow 27-16; Cushing 86-58.

Groundouts-flyouts : Laweryson 6-1; Enlow 2-0; Cushing 4-9.

Batters faced : Laweryson 20; Enlow 6; Cushing 26.

Umpires : HP: Jake Bruner. 1B: Alex Nash. 3B: Benjamin Engstrand.

Official Scorer : Steve Marcom

Weather : 91 degrees, Clear

Wind : 16 mph, R To L

First pitch : 5:00 PM

T : 1:39

Venue : Momentum Bank Ballpark

September 17, 2022

| | | | | | | | | | | |
|----------------|----------|----------|----------|----------|----------|----------|----------|----------|----------|----------|
| | 1 | 2 | 3 | 4 | 5 | 6 | 7 | R | H | E |
| Wichita | 0 | 0 | 0 | 0 | 0 | 1 | 0 | 1 | 3 | 0 |
| Midland | 0 | 0 | 4 | 1 | 4 | 0 | x | 9 | 8 | 0 |

| Wichita | AB | R | H | RBI | BB | SO | LOB | AVG |
|-----------------|-----------|----------|----------|------------|-----------|-----------|------------|-------------|
| Martin, 2B | 3 | 0 | 1 | 1 | 0 | 0 | 0 | .241 |
| Lee, SS | 3 | 0 | 0 | 0 | 0 | 1 | 0 | .000 |
| Julien, DH | 3 | 0 | 1 | 0 | 0 | 1 | 0 | .300 |
| Severino, 3B | 3 | 0 | 0 | 0 | 0 | 1 | 1 | .273 |
| Gray, 1B | 2 | 0 | 0 | 0 | 0 | 2 | 0 | .111 |
| Schmidt, C | 2 | 0 | 0 | 0 | 0 | 2 | 0 | .177 |
| Keirsey Jr., CF | 2 | 0 | 0 | 0 | 0 | 1 | 0 | .268 |
| Cabrera, L, RF | 2 | 0 | 0 | 0 | 0 | 0 | 0 | .218 |
| Holland, LF | 2 | 1 | 1 | 0 | 0 | 0 | 0 | .234 |
| German, P | 0 | 0 | 0 | 0 | 0 | 0 | 0 | .000 |
| McMahon, H, P | 0 | 0 | 0 | 0 | 0 | 0 | 0 | .000 |
| Brink, P | 0 | 0 | 0 | 0 | 0 | 0 | 0 | .000 |
| Cruz, P | 0 | 0 | 0 | 0 | 0 | 0 | 0 | .000 |
| Boyle, P | 0 | 0 | 0 | 0 | 0 | 0 | 0 | .000 |
| Legumina, P | 0 | 0 | 0 | 0 | 0 | 0 | 0 | .000 |
| Totals | 22 | 1 | 3 | 1 | 0 | 8 | 1 | .260 |

BATTING

2B : Martin (13, Peluse).
TB : Holland; Julien; Martin 2.
RBI : Martin (32).
2-out RBI : Martin.
GIDP : Severino.

FIELDING

DP : (Martin-Lee-Gray).

| Midland | AB | R | H | RBI | BB | SO | LOB | AVG |
|----------------|-----------|----------|----------|------------|-----------|-----------|------------|-------------|
| Guldberg, CF | 4 | 0 | 0 | 1 | 0 | 1 | 3 | .270 |
| Gelof, 2B | 3 | 1 | 1 | 0 | 1 | 0 | 1 | .275 |
| McCann, DH | 4 | 2 | 2 | 3 | 0 | 0 | 1 | .240 |
| Schwarz, C | 1 | 1 | 0 | 0 | 3 | 0 | 0 | .304 |
| Soderstrom, 1B | 3 | 1 | 1 | 3 | 1 | 1 | 2 | .287 |
| Harris, B, 3B | 2 | 0 | 0 | 0 | 0 | 0 | 2 | .283 |
| Bechina, SS | 3 | 1 | 1 | 1 | 0 | 0 | 3 | .230 |
| Foyle, LF | 2 | 2 | 1 | 0 | 1 | 0 | 0 | .243 |
| Beck, RF | 3 | 1 | 2 | 0 | 0 | 0 | 0 | .230 |
| Peluse, P | 0 | 0 | 0 | 0 | 0 | 0 | 0 | .000 |
| Kubo, P | 0 | 0 | 0 | 0 | 0 | 0 | 0 | .000 |
| Totals | 25 | 9 | 8 | 8 | 6 | 2 | 12 | .265 |

BATTING

2B : McCann (18, McMahon, H); Foyle (9, Cruz).
HR : Soderstrom (8, 5th inning off Boyle, 2 on, 0 out); Bechina (7, 5th inning off Boyle, 0 on, 1 out).
TB : Bechina 4; Beck 2; Foyle 2; Gelof; McCann 3; Soderstrom 4.
RBI : Bechina (30); Guldberg (17); McCann 3 (65); Soderstrom 3 (28).
Runners left in scoring position, 2 out : Soderstrom; Bechina 2.
GIDP : Gelof.
Team RISP : 3-for-8.
Team LOB : 5.
FIELDING
Outfield assists : Foyle (Martin at 3rd base).
DP : (Gelof-Bechina-Soderstrom).

| Wichita | IP | H | R | ER | BB | SO | HR | ERA |
|---------------------|------------|----------|----------|-----------|-----------|-----------|-----------|-------------|
| German | 2.0 | 0 | 0 | 0 | 0 | 1 | 0 | 3.33 |
| McMahon, H (L, 0-2) | 0.1 | 2 | 4 | 4 | 3 | 1 | 0 | 27.00 |
| Brink | 0.2 | 0 | 0 | 0 | 1 | 0 | 0 | 2.70 |
| Cruz | 1.0 | 2 | 1 | 1 | 0 | 0 | 0 | 5.14 |
| Boyle | 1.0 | 3 | 4 | 4 | 1 | 0 | 2 | 16.20 |
| Legumina | 1.0 | 1 | 0 | 0 | 1 | 0 | 0 | 4.93 |
| Totals | 6.0 | 8 | 9 | 9 | 6 | 2 | 2 | 4.15 |

| Midland | IP | H | R | ER | BB | SO | HR | ERA |
|------------------|------------|----------|----------|-----------|-----------|-----------|-----------|-------------|
| Peluse (W, 10-6) | 6.0 | 2 | 1 | 1 | 0 | 8 | 0 | 5.38 |
| Kubo | 1.0 | 1 | 0 | 0 | 0 | 0 | 0 | 1.93 |
| Totals | 7.0 | 3 | 1 | 1 | 0 | 8 | 0 | 5.09 |

WP : McMahon, H; Brink.
HBP : Harris, B (by German).
Pitches-strikes : German 29-20; McMahon, H 29-13; Brink 14-6; Cruz 10-7; Boyle 22-13; Legumina 14-6; Peluse 81-56; Kubo 6-4.
Groundouts-flyouts : German 3-2; McMahon, H 0-0; Brink 1-1; Cruz 2-0; Boyle 1-1; Legumina 1-2; Peluse 4-2; Kubo 2-0.
Batters faced : German 7; McMahon, H 6; Brink 3; Cruz 4; Boyle 7; Legumina 5; Peluse 19; Kubo 3.
Inherited runners-scored : Brink 1-0.
Umpires : HP: Alex Nash. 1B: Benjamin Engstrand. 3B: Jake Bruner.
Official Scorer : Steve Marcom
Weather : 89 degrees, Clear
Wind : 14 mph, R To L
First pitch : 7:16 PM
T : 1:50
Att : 5,801
Venue : Momentum Bank Ballpark
September 17, 2022

Wichita Wind Surge Hitting - 2022 - Regular Season - All Players

| # | Player | Team | B | AVG | G | AB | R | H | TB | 2B | 3B | HR | RBI | BB | IBB | SO | SB | CS | OBP | SLG | OPS | PA | SAC | SF | HBP | GIDP | E |
|----|-----------------------|---------|---|------|-----|------|-----|------|------|-----|----|-----|-----|-----|-----|------|-----|----|------|------|-------|------|-----|----|-----|------|-----|
| 5 | Bechtold, A | WCH | R | .238 | 87 | 320 | 43 | 76 | 131 | 13 | 0 | 14 | 41 | 45 | 0 | 93 | 2 | 1 | .331 | .409 | .740 | 366 | 0 | 1 | 0 | 10 | 9 |
| 21 | Cabrera, L | WCH | R | .218 | 82 | 252 | 34 | 55 | 87 | 9 | 1 | 7 | 27 | 28 | 2 | 87 | 6 | 3 | .306 | .345 | .651 | 284 | 0 | 0 | 4 | 5 | 0 |
| 37 | Camargo, J | WCH | R | .238 | 45 | 172 | 23 | 41 | 79 | 5 | 0 | 11 | 31 | 16 | 0 | 65 | 4 | 2 | .307 | .459 | .766 | 192 | 0 | 2 | 2 | 8 | 6 |
| 4 | Encarnacion-Strand, C | CHA | R | .313 | 34 | 134 | 13 | 42 | 71 | 6 | 1 | 7 | 28 | 5 | 1 | 37 | 0 | 0 | .350 | .530 | .880 | 143 | 0 | 1 | 3 | 2 | 3 |
| 4 | Encarnacion-Strand, C | WCH | R | .333 | 13 | 54 | 11 | 18 | 37 | 2 | 1 | 5 | 17 | 4 | 0 | 14 | 1 | 1 | .400 | .685 | 1.085 | 60 | 0 | 0 | 2 | 0 | 2 |
| 4 | Encarnacion-Strand, C | 2 Teams | R | .319 | 47 | 188 | 24 | 60 | 108 | 8 | 2 | 12 | 45 | 9 | 1 | 51 | 1 | 1 | .365 | .574 | .939 | 203 | 0 | 1 | 5 | 2 | 5 |
| 44 | Gray, S | WCH | L | .111 | 6 | 18 | 2 | 2 | 5 | 0 | 0 | 1 | 1 | 4 | 0 | 7 | 0 | 0 | .273 | .278 | .551 | 22 | 0 | 0 | 0 | 0 | 1 |
| 1 | Helman, M | WCH | R | .278 | 39 | 144 | 34 | 40 | 68 | 6 | 2 | 6 | 20 | 21 | 0 | 32 | 10 | 0 | .367 | .472 | .839 | 166 | 0 | 1 | 0 | 3 | 3 |
| 9 | Holland, W | WCH | R | .234 | 30 | 94 | 20 | 22 | 36 | 1 | 2 | 3 | 14 | 17 | 0 | 36 | 11 | 2 | .363 | .383 | .746 | 113 | 0 | 0 | 2 | 0 | 0 |
| 1 | Isola, A | WCH | R | .286 | 57 | 206 | 33 | 59 | 98 | 9 | 0 | 10 | 40 | 32 | 0 | 45 | 0 | 1 | .379 | .476 | .855 | 243 | 0 | 4 | 1 | 5 | 5 |
| 20 | Julien, E | WCH | L | .300 | 113 | 400 | 77 | 120 | 196 | 19 | 3 | 17 | 67 | 98 | 1 | 125 | 19 | 7 | .441 | .490 | .931 | 508 | 0 | 4 | 6 | 7 | 9 |
| 8 | Keirsejy Jr., D | WCH | L | .268 | 120 | 421 | 60 | 113 | 162 | 25 | 3 | 6 | 46 | 32 | 0 | 108 | 42 | 7 | .328 | .385 | .713 | 464 | 0 | 4 | 7 | 6 | 1 |
| 27 | Knight, N | FRI | S | .125 | 2 | 8 | 0 | 1 | 1 | 0 | 0 | 0 | 0 | 0 | 0 | 3 | 0 | 0 | .125 | .125 | .250 | 8 | 0 | 0 | 0 | 0 | 0 |
| 27 | Knight, N | WCH | S | .275 | 13 | 51 | 8 | 14 | 22 | 3 | 1 | 1 | 2 | 5 | 0 | 20 | 0 | 0 | .339 | .431 | .770 | 56 | 0 | 0 | 0 | 0 | 0 |
| 27 | Knight, N | 2 Teams | S | .254 | 15 | 59 | 8 | 15 | 23 | 3 | 1 | 1 | 2 | 5 | 0 | 23 | 0 | 0 | .313 | .390 | .703 | 64 | 0 | 0 | 0 | 0 | 0 |
| 35 | Larnach, T | WCH | L | .125 | 2 | 8 | 1 | 1 | 4 | 0 | 0 | 1 | 3 | 1 | 1 | 3 | 0 | 0 | .222 | .500 | .722 | 9 | 0 | 0 | 0 | 0 | 0 |
| 55 | Lee, B | WCH | S | .000 | 1 | 3 | 0 | 0 | 0 | 0 | 0 | 0 | 0 | 0 | 0 | 1 | 0 | 0 | .000 | .000 | .000 | 3 | 0 | 0 | 0 | 0 | 0 |
| 16 | Martin, A | WCH | R | .241 | 90 | 336 | 59 | 81 | 106 | 13 | 3 | 2 | 32 | 47 | 0 | 54 | 34 | 5 | .367 | .315 | .682 | 406 | 0 | 2 | 21 | 6 | 19 |
| 1 | Merrell, K | WCH | L | .265 | 32 | 102 | 16 | 27 | 42 | 3 | 0 | 4 | 12 | 11 | 1 | 17 | 2 | 2 | .336 | .412 | .748 | 118 | 2 | 2 | 1 | 5 | 2 |
| 37 | Morales, R | WCH | R | .333 | 5 | 21 | 5 | 7 | 8 | 1 | 0 | 0 | 3 | 3 | 0 | 2 | 1 | 0 | .417 | .381 | .798 | 24 | 0 | 0 | 0 | 1 | 1 |
| | Ortega, D | WCH | R | .238 | 43 | 168 | 17 | 40 | 56 | 8 | 1 | 2 | 24 | 15 | 0 | 51 | 4 | 0 | .308 | .333 | .641 | 185 | 0 | 0 | 2 | 4 | 4 |
| 13 | Ozoria, D | WCH | S | .226 | 22 | 62 | 7 | 14 | 15 | 1 | 0 | 0 | 6 | 3 | 0 | 20 | 3 | 2 | .262 | .242 | .504 | 68 | 3 | 0 | 0 | 0 | 7 |
| 24 | Prato, A | WCH | R | .294 | 86 | 293 | 51 | 86 | 123 | 22 | 3 | 3 | 30 | 45 | 0 | 71 | 10 | 2 | .405 | .420 | .825 | 352 | 1 | 2 | 11 | 7 | 6 |
| 27 | Sabato, A | WCH | R | .179 | 23 | 84 | 13 | 15 | 34 | 4 | 0 | 5 | 18 | 10 | 0 | 31 | 2 | 0 | .283 | .405 | .688 | 99 | 0 | 2 | 3 | 2 | 0 |
| 47 | Schmidt, K | WCH | R | .177 | 26 | 96 | 8 | 17 | 20 | 0 | 0 | 1 | 10 | 6 | 0 | 33 | 0 | 0 | .248 | .208 | .456 | 105 | 0 | 0 | 3 | 0 | 1 |
| 4 | Severino, Y | WCH | S | .273 | 37 | 143 | 19 | 39 | 71 | 8 | 0 | 8 | 25 | 14 | 0 | 48 | 0 | 1 | .338 | .497 | .835 | 160 | 0 | 2 | 1 | 9 | 4 |
| 2 | Steer, S | WCH | R | .307 | 35 | 137 | 27 | 42 | 81 | 13 | 1 | 8 | 30 | 14 | 0 | 23 | 1 | 3 | .385 | .591 | .976 | 156 | 0 | 1 | 4 | 1 | 4 |
| 2 | Sturgeon, C | WCH | L | .249 | 67 | 261 | 37 | 65 | 98 | 9 | 0 | 8 | 46 | 26 | 0 | 45 | 4 | 2 | .322 | .375 | .697 | 292 | 0 | 2 | 3 | 4 | 1 |
| 35 | Tatum, D | WCH | R | .222 | 2 | 9 | 2 | 2 | 3 | 1 | 0 | 0 | 2 | 0 | 0 | 3 | 0 | 0 | .222 | .333 | .555 | 9 | 0 | 0 | 0 | 1 | 0 |
| 2 | Taylor, K | WCH | R | .037 | 9 | 27 | 3 | 1 | 1 | 0 | 0 | 0 | 0 | 5 | 0 | 14 | 0 | 0 | .188 | .037 | .225 | 32 | 0 | 0 | 0 | 0 | 0 |
| 37 | Wallner, M | WCH | L | .299 | 78 | 268 | 61 | 80 | 160 | 15 | 1 | 21 | 64 | 62 | 5 | 107 | 8 | 5 | .436 | .597 | 1.033 | 342 | 0 | 5 | 7 | 3 | 5 |
| 9 | Williams, C | WCH | R | .277 | 75 | 271 | 41 | 75 | 147 | 16 | 1 | 18 | 58 | 42 | 0 | 90 | 2 | 2 | .372 | .542 | .914 | 318 | 0 | 3 | 1 | 5 | 6 |
| 13 | Yake, E | WCH | L | .244 | 28 | 86 | 12 | 21 | 28 | 7 | 0 | 0 | 8 | 7 | 0 | 9 | 4 | 2 | .309 | .326 | .635 | 94 | 0 | 0 | 1 | 1 | 0 |
| | | WCH | | .260 | 136 | 4507 | 724 | 1173 | 1918 | 213 | 23 | 162 | 677 | 613 | 10 | 1254 | 170 | 50 | .357 | .426 | .783 | 5246 | 6 | 37 | 82 | 93 | 105 |
| | | OPP | | .247 | 136 | 4548 | 624 | 1123 | 1748 | 204 | 20 | 127 | 576 | 553 | 6 | 1301 | 157 | 34 | .333 | .384 | .717 | 5212 | 17 | 35 | 54 | 61 | |

Wichita Wind Surge Pitching - 2022 - Regular Season - All Players

| # | Player | Team | T | W | L | ERA | G | GS | CG | SHO | GF | HLD | SV | SVO | IP | H | R | ER | HR | HB | BB | IBB | SO | AVG | WP | BK | GIDP | TBF |
|----|-----------------|---------|---|----|---|-------|----|----|----|-----|----|-----|----|-----|-------|----|----|----|----|----|----|-----|----|------|----|----|------|-----|
| 43 | Acosta, M | WCH | R | 2 | 1 | 5.73 | 12 | 0 | 0 | 0 | 3 | 1 | 0 | 0 | 22.0 | 25 | 15 | 14 | 2 | 1 | 10 | 0 | 15 | .298 | 1 | 0 | 2 | 98 |
| 53 | Angulo, A | WCH | R | 2 | 2 | 7.63 | 14 | 0 | 0 | 0 | 8 | 1 | 1 | 4 | 15.1 | 21 | 14 | 13 | 3 | 0 | 15 | 1 | 24 | .323 | 2 | 0 | 1 | 81 |
| 33 | Bentley, D | WCH | L | 6 | 3 | 3.65 | 32 | 0 | 0 | 0 | 12 | 4 | 1 | 5 | 37.0 | 31 | 18 | 15 | 2 | 1 | 24 | 1 | 47 | .226 | 9 | 0 | 0 | 165 |
| 38 | Boyle, M | WCH | L | 0 | 0 | 16.20 | 5 | 0 | 0 | 0 | 1 | 0 | 0 | 0 | 5.0 | 10 | 9 | 9 | 3 | 0 | 3 | 0 | 2 | .400 | 0 | 0 | 0 | 28 |
| 31 | Brink, J | WCH | R | 1 | 0 | 2.70 | 4 | 0 | 0 | 0 | 0 | 1 | 0 | 0 | 3.1 | 4 | 1 | 1 | 0 | 0 | 3 | 0 | 3 | .308 | 2 | 0 | 0 | 16 |
| | Cabezas, A | WCH | R | 2 | 0 | 3.13 | 24 | 0 | 0 | 0 | 5 | 3 | 0 | 0 | 31.2 | 22 | 13 | 11 | 2 | 3 | 12 | 0 | 27 | .200 | 0 | 1 | 3 | 126 |
| | Canterino, M | WCH | R | 0 | 1 | 1.83 | 11 | 10 | 0 | 0 | 0 | 0 | 0 | 0 | 34.1 | 17 | 8 | 7 | 1 | 0 | 22 | 0 | 50 | .142 | 5 | 0 | 0 | 144 |
| 35 | Coulombe, D | WCH | L | 0 | 0 | 0.00 | 1 | 1 | 0 | 0 | 0 | 0 | 0 | 0 | 1.0 | 0 | 0 | 0 | 0 | 0 | 1 | 0 | 0 | .000 | 0 | 0 | 0 | 4 |
| 25 | Cruz, S | WCH | R | 1 | 4 | 5.14 | 46 | 0 | 0 | 0 | 18 | 2 | 4 | 6 | 56.0 | 54 | 35 | 32 | 4 | 3 | 35 | 0 | 72 | .252 | 8 | 1 | 3 | 257 |
| 15 | Enlow, B | WCH | R | 1 | 3 | 4.40 | 24 | 10 | 0 | 0 | 7 | 2 | 3 | 4 | 57.1 | 60 | 33 | 28 | 4 | 1 | 30 | 0 | 64 | .270 | 4 | 3 | 5 | 258 |
| | Featherstone, Z | WCH | L | 1 | 0 | 21.32 | 7 | 0 | 0 | 0 | 1 | 0 | 0 | 1 | 6.1 | 16 | 16 | 15 | 2 | 0 | 9 | 0 | 6 | .485 | 4 | 0 | 0 | 45 |
| 18 | Funderburk, K | WCH | L | 10 | 5 | 2.88 | 31 | 16 | 0 | 0 | 1 | 0 | 0 | 0 | 103.0 | 92 | 37 | 33 | 8 | 7 | 43 | 0 | 95 | .240 | 2 | 3 | 8 | 441 |
| 26 | German, O | WCH | R | 3 | 3 | 3.33 | 37 | 1 | 0 | 0 | 10 | 4 | 2 | 5 | 46.0 | 46 | 19 | 17 | 5 | 5 | 17 | 0 | 49 | .258 | 4 | 0 | 5 | 200 |
| 30 | Gipson-Long, S | ERI | R | 2 | 2 | 4.54 | 7 | 7 | 0 | 0 | 0 | 0 | 0 | 0 | 35.2 | 37 | 20 | 18 | 7 | 3 | 9 | 0 | 35 | .270 | 0 | 0 | 6 | 150 |
| 30 | Gipson-Long, S | WCH | R | 3 | 4 | 7.17 | 8 | 7 | 0 | 0 | 0 | 0 | 0 | 0 | 37.2 | 46 | 30 | 30 | 5 | 3 | 6 | 0 | 35 | .293 | 4 | 1 | 1 | 168 |
| 30 | Gipson-Long, S | 2 Teams | R | 5 | 6 | 5.89 | 15 | 14 | 0 | 0 | 0 | 0 | 0 | 0 | 73.1 | 83 | 50 | 48 | 12 | 6 | 15 | 0 | 70 | .282 | 4 | 1 | 7 | 318 |
| 22 | Gore, J | WCH | R | 2 | 1 | 4.66 | 26 | 0 | 0 | 0 | 10 | 4 | 2 | 5 | 29.0 | 26 | 17 | 15 | 2 | 2 | 24 | 0 | 31 | .232 | 3 | 0 | 1 | 138 |
| 5 | Gossett, D | WCH | R | 3 | 1 | 2.26 | 14 | 11 | 1 | 1 | 0 | 1 | 0 | 0 | 67.2 | 44 | 22 | 17 | 4 | 2 | 29 | 0 | 71 | .181 | 6 | 3 | 4 | 277 |
| | Gross, B | WCH | R | 3 | 1 | 4.03 | 10 | 3 | 0 | 0 | 1 | 0 | 0 | 1 | 22.1 | 22 | 17 | 10 | 2 | 3 | 15 | 0 | 23 | .262 | 1 | 1 | 1 | 106 |
| 36 | Headrick, B | WCH | L | 2 | 3 | 4.81 | 10 | 8 | 0 | 0 | 0 | 0 | 0 | 0 | 43.0 | 47 | 24 | 23 | 11 | 0 | 12 | 0 | 59 | .273 | 0 | 1 | 4 | 185 |
| 11 | Horstman, R | WCH | L | 0 | 0 | 6.75 | 3 | 0 | 0 | 0 | 0 | 1 | 0 | 1 | 2.2 | 3 | 2 | 2 | 0 | 0 | 5 | 0 | 1 | .300 | 1 | 0 | 0 | 15 |
| | Klimek, S | WCH | R | 1 | 1 | 7.82 | 23 | 0 | 0 | 0 | 4 | 3 | 1 | 4 | 25.1 | 34 | 24 | 22 | 3 | 4 | 18 | 0 | 18 | .324 | 5 | 0 | 1 | 130 |
| 17 | Laweryson, C | WCH | R | 5 | 0 | 1.06 | 19 | 8 | 0 | 0 | 1 | 0 | 0 | 1 | 59.2 | 41 | 7 | 7 | 2 | 1 | 15 | 0 | 69 | .197 | 2 | 1 | 4 | 225 |
| 12 | Lawson, B | WCH | R | 0 | 2 | 18.47 | 4 | 3 | 0 | 0 | 0 | 0 | 0 | 0 | 6.1 | 19 | 15 | 13 | 2 | 0 | 8 | 0 | 3 | .487 | 2 | 0 | 0 | 47 |
| 12 | Legumina, C | WCH | R | 2 | 5 | 4.93 | 30 | 13 | 0 | 0 | 9 | 2 | 3 | 5 | 73.0 | 78 | 43 | 40 | 11 | 4 | 32 | 2 | 76 | .265 | 1 | 0 | 3 | 332 |
| 2 | | | | | | | | | | | | | | | | | | | | | | | | | | | | |

Texas League Standings - 2022 - Regular Season

| TEX North | W | L | PCT | GB | L10 | STRK | HOME | ROAD | RS | RA | DIFF |
|------------------|----------|----------|------------|-----------|------------|-------------|-------------|-------------|-----------|-----------|-------------|
| #-Wichita | 77 | 59 | .566 | - | 7-3 | L2 | 43-26 | 34-33 | 724 | 624 | 100 |
| Arkansas | 72 | 65 | .526 | 5.5 | 6-4 | W1 | 40-28 | 32-37 | 728 | 621 | 107 |
| *-Tulsa | 69 | 66 | .511 | 7.5 | 4-6 | W1 | 36-32 | 33-34 | 705 | 750 | -45 |
| Springfield | 67 | 70 | .489 | 10.5 | 6-4 | L1 | 31-38 | 36-32 | 833 | 811 | 22 |
| NW Arkansas | 58 | 78 | .426 | 19.0 | 4-6 | W1 | 27-40 | 31-38 | 773 | 881 | -108 |
| TEX South | W | L | PCT | GB | L10 | STRK | HOME | ROAD | RS | RA | DIFF |
| #-Frisco | 73 | 63 | .537 | - | 5-5 | L1 | 35-34 | 38-29 | 773 | 694 | 79 |
| *-San Antonio | 68 | 67 | .504 | 4.5 | 3-7 | W1 | 31-35 | 37-32 | 721 | 703 | 18 |
| Amarillo | 67 | 69 | .493 | 6.0 | 7-3 | L1 | 34-35 | 33-34 | 827 | 890 | -63 |
| Midland | 66 | 70 | .485 | 7.0 | 4-6 | W2 | 32-35 | 34-35 | 707 | 778 | -71 |
| Corpus Christi | 63 | 73 | .463 | 10.0 | 4-6 | L1 | 32-36 | 31-37 | 738 | 777 | -39 |

- Clinched Division

* - Clinched Division (1st Half)

Cedar Rapids KERNELS Hitting - 2022 - Regular Season - All Players

| # | Player | Team | B | AVG | G | AB | R | H | TB | 2B | 3B | HR | RBI | BB | IBB | SO | SB | CS | OBP | SLG | OPS | PA | SAC | SF | HBP | GIDP | E |
|------------|-----------------------|------|---|-------------|------------|-------------|------------|-------------|-------------|------------|-----------|------------|------------|------------|----------|-------------|------------|-----------|-------------|-------------|-------------|-------------|-----------|-----------|-----------|-----------|------------|
| 17 | Camargo, J | CR | R | .296 | 28 | 115 | 16 | 34 | 57 | 5 | 0 | 6 | 16 | 3 | 0 | 37 | 0 | 0 | .314 | .496 | .810 | 118 | 0 | 0 | 0 | 5 | 2 |
| 43 | Encarnacion-Strand, C | CR | R | .296 | 74 | 294 | 52 | 87 | 176 | 23 | 3 | 20 | 68 | 30 | 1 | 85 | 7 | 1 | .370 | .599 | .969 | 330 | 0 | 1 | 5 | 0 | 21 |
| 9 | Fedko, K | CR | R | .231 | 84 | 320 | 54 | 74 | 120 | 16 | 3 | 8 | 38 | 39 | 0 | 69 | 9 | 2 | .322 | .375 | .697 | 366 | 0 | 2 | 5 | 6 | 5 |
| 4 | Garry Jr., W | CR | L | .210 | 60 | 181 | 32 | 38 | 66 | 10 | 6 | 2 | 14 | 31 | 1 | 68 | 15 | 4 | .338 | .365 | .703 | 220 | 4 | 0 | 4 | 5 | 3 |
| 18 | Gray, S | CR | L | .245 | 113 | 417 | 61 | 102 | 166 | 14 | 1 | 16 | 67 | 46 | 1 | 155 | 13 | 5 | .342 | .398 | .740 | 480 | 0 | 1 | 16 | 7 | 8 |
| 38 | Holland, W | CR | R | .225 | 85 | 276 | 45 | 62 | 100 | 12 | 4 | 6 | 35 | 39 | 0 | 98 | 21 | 4 | .331 | .362 | .693 | 327 | 1 | 4 | 7 | 1 | 4 |
| 19 | Javier, W | CR | R | .209 | 109 | 392 | 48 | 82 | 142 | 14 | 5 | 12 | 59 | 30 | 0 | 129 | 5 | 3 | .273 | .362 | .635 | 432 | 0 | 4 | 6 | 11 | 17 |
| 45 | Lee, B | CR | S | .289 | 25 | 97 | 14 | 28 | 44 | 4 | 0 | 4 | 12 | 16 | 0 | 18 | 0 | 2 | .395 | .454 | .849 | 114 | 0 | 0 | 1 | 2 | 4 |
| 39 | Mack, C | CR | L | .166 | 57 | 193 | 20 | 32 | 58 | 9 | 1 | 5 | 23 | 18 | 1 | 73 | 0 | 1 | .244 | .301 | .545 | 213 | 0 | 0 | 2 | 0 | 11 |
| 2 | Morales, J | CR | R | .207 | 69 | 241 | 33 | 50 | 86 | 11 | 2 | 7 | 31 | 23 | 0 | 71 | 5 | 1 | .305 | .357 | .662 | 282 | 0 | 5 | 13 | 2 | 5 |
| 1 | Neuse, D | CR | R | .177 | 61 | 186 | 25 | 33 | 46 | 4 | 0 | 3 | 17 | 25 | 0 | 57 | 11 | 1 | .285 | .247 | .532 | 214 | 0 | 0 | 3 | 3 | 1 |
| 30 | Nigro, F | CR | R | .286 | 4 | 7 | 0 | 2 | 2 | 0 | 0 | 0 | 1 | 2 | 0 | 2 | 0 | 0 | .444 | .286 | .730 | 9 | 0 | 0 | 0 | 0 | 0 |
| 41 | Ozoria, D | CR | S | .000 | 1 | 3 | 0 | 0 | 0 | 0 | 0 | 0 | 0 | 0 | 0 | 2 | 0 | 0 | .000 | .000 | .000 | 3 | 0 | 0 | 0 | 0 | 0 |
| 21 | Perez, M | CR | R | .221 | 28 | 95 | 18 | 21 | 30 | 3 | 0 | 2 | 7 | 16 | 0 | 26 | 16 | 2 | .357 | .316 | .673 | 115 | 0 | 0 | 4 | 2 | 2 |
| 1 | Prato, A | CR | R | .271 | 45 | 181 | 46 | 49 | 88 | 8 | 5 | 7 | 33 | 22 | 0 | 59 | 12 | 4 | .349 | .486 | .835 | 209 | 0 | 4 | 2 | 0 | 6 |
| 13 | Rucker, J | CR | R | .262 | 55 | 206 | 29 | 54 | 92 | 16 | 2 | 6 | 35 | 22 | 0 | 52 | 5 | 5 | .345 | .447 | .792 | 239 | 1 | 4 | 6 | 3 | 3 |
| 23 | Sabato, A | CR | R | .226 | 80 | 288 | 50 | 65 | 129 | 13 | 0 | 17 | 57 | 49 | 1 | 111 | 2 | 1 | .351 | .448 | .799 | 348 | 0 | 3 | 8 | 4 | 5 |
| 30 | Schmidt, K | CR | R | .000 | 1 | 3 | 0 | 0 | 0 | 0 | 0 | 0 | 0 | 1 | 0 | 1 | 0 | 0 | .250 | .000 | .250 | 4 | 0 | 0 | 0 | 0 | 0 |
| 4 | Severino, Y | CR | S | .283 | 46 | 159 | 30 | 45 | 91 | 9 | 2 | 11 | 40 | 25 | 0 | 43 | 0 | 0 | .398 | .572 | .970 | 191 | 0 | 1 | 6 | 2 | 4 |
| 32 | Shuffield, D | CR | R | .292 | 8 | 24 | 3 | 7 | 10 | 0 | 0 | 1 | 2 | 4 | 0 | 10 | 2 | 0 | .393 | .417 | .810 | 28 | 0 | 0 | 0 | 0 | 0 |
| 8 | Soularie, A | CR | R | .227 | 91 | 330 | 68 | 75 | 126 | 15 | 3 | 10 | 39 | 48 | 0 | 106 | 18 | 5 | .334 | .382 | .716 | 389 | 0 | 4 | 7 | 5 | 7 |
| 44 | Taylor, K | CR | R | .216 | 28 | 97 | 15 | 21 | 28 | 2 | 1 | 1 | 5 | 8 | 0 | 32 | 1 | 3 | .283 | .289 | .572 | 106 | 0 | 0 | 1 | 2 | 1 |
| 5 | Winkel, P | CR | L | .254 | 54 | 197 | 21 | 50 | 77 | 9 | 0 | 6 | 30 | 23 | 0 | 62 | 1 | 0 | .330 | .391 | .721 | 221 | 0 | 1 | 0 | 3 | 7 |
| CR | | | | .235 | 131 | 4302 | 680 | 1011 | 1734 | 197 | 38 | 150 | 629 | 520 | 5 | 1366 | 143 | 44 | .329 | .403 | .732 | 4958 | 6 | 34 | 96 | 63 | 124 |
| OPP | | | | .231 | 131 | 4281 | 544 | 989 | 1555 | 185 | 27 | 109 | 489 | 424 | 2 | 1250 | 149 | 40 | .306 | .363 | .669 | 4809 | 13 | 37 | 52 | 63 | 124 |

Cedar Rapids KERNELS Pitching - 2022 - Regular Season - All Players

| # | Player | Team | T | W | L | ERA | G | GSCG | SHO | GF | HLD | SV | SVO | IP | H | R | ER | HR | HB | BB | IBB | SO | AVG | WP | BK | GIDP | TBF | |
|-----------|----------------|---------|---|---|---|-------|----|------|-----|----|-----|----|-----|----|------|----|----|----|----|----|-----|----|-----|------|----|------|-----|-----|
| 22 | Acosta, M | CR | R | 1 | 0 | 1.47 | 13 | 0 | 0 | 0 | 5 | 4 | 1 | 1 | 18.1 | 13 | 5 | 3 | 0 | 0 | 9 | 0 | 12 | .213 | 0 | 0 | 3 | 72 |
| 35 | Adams, T | CR | R | 2 | 3 | 4.88 | 7 | 7 | 0 | 0 | 0 | 0 | 0 | 0 | 31.1 | 34 | 20 | 17 | 4 | 0 | 11 | 0 | 39 | .272 | 1 | 1 | 1 | 137 |
| 45 | Banks, P | CR | R | 0 | 0 | 13.50 | 1 | 1 | 0 | 0 | 0 | 0 | 0 | 0 | 2.0 | 5 | 4 | 3 | 2 | 0 | 3 | 0 | 2 | .417 | 0 | 0 | 0 | 15 |
| 38 | Barrington, M | CR | R | 1 | 1 | 10.80 | 2 | 0 | 0 | 0 | 0 | 0 | 0 | 0 | 3.1 | 5 | 4 | 4 | 1 | 0 | 0 | 0 | 2 | .385 | 0 | 0 | 0 | 13 |
| 44 | Bentley, D | CR | L | 1 | 1 | 3.06 | 13 | 0 | 0 | 0 | 7 | 2 | 2 | 3 | 17.2 | 14 | 6 | 6 | 0 | 1 | 4 | 0 | 26 | .219 | 1 | 0 | 0 | 71 |
| 13 | Cabezas, A | CR | R | 1 | 2 | 3.63 | 12 | 0 | 0 | 0 | 6 | 0 | 0 | 0 | 17.1 | 14 | 11 | 7 | 3 | 1 | 3 | 0 | 26 | .209 | 0 | 0 | 0 | 71 |
| 27 | Festa, D | CR | R | 7 | 3 | 2.71 | 16 | 13 | 0 | 0 | 1 | 0 | 0 | 0 | 79.2 | 67 | 29 | 24 | 5 | 5 | 28 | 0 | 75 | .233 | 5 | 0 | 2 | 325 |
| 32 | German, O | CR | R | 0 | 0 | 1.17 | 6 | 0 | 0 | 0 | 6 | 0 | 5 | 5 | 7.2 | 6 | 1 | 1 | 0 | 0 | 0 | 0 | 10 | .214 | 0 | 0 | 0 | 29 |
| 30 | Gipson-Long, S | CR | R | 5 | 2 | 1.99 | 10 | 10 | 0 | 0 | 0 | 0 | 0 | 0 | 49.2 | 33 | 11 | 11 | 4 | 1 | 13 | 0 | 52 | .185 | 0 | 0 | 1 | 192 |
| 17 | Grace, R | CR | R | 0 | 0 | 13.50 | 3 | 0 | 0 | 0 | 1 | 0 | 0 | 0 | 2.2 | 6 | 5 | 4 | 0 | 0 | 3 | 0 | 3 | .462 | 0 | 0 | 1 | 16 |
| 40 | Hanner, B | CR | R | 7 | 4 | 4.60 | 39 | 1 | 0 | 0 | 12 | 4 | 2 | 2 | 58.2 | 46 | 35 | 30 | 4 | 7 | 27 | 0 | 65 | .216 | 12 | 0 | 2 | 250 |
| 35 | Headrick, B | CR | L | 8 | 2 | 2.34 | 15 | 15 | 0 | 0 | 0 | 0 | 0 | 0 | 65.1 | 45 | 17 | 17 | 7 | 2 | 13 | 0 | 77 | .188 | 0 | 0 | 1 | 254 |
| 47 | Laweryson, C | CR | R | 1 | 0 | 2.57 | 16 | 2 | 0 | 0 | 1 | 5 | 1 | 1 | 35.0 | 25 | 12 | 10 | 0 | 1 | 12 | 0 | 42 | .200 | 1 | 1 | 1 | 143 |
| 16 | Legumina, C | CR | R | 0 | 1 | 4.05 | 3 | 3 | 0 | 0 | 0 | 0 | 0 | 0 | 13.1 | 10 | 6 | 6 | 0 | 0 | 4 | 0 | 16 | .204 | 0 | 0 | 1 | 53 |
| 17 | McMahon, H | CR | R | 3 | 0 | 1.19 | 19 | 1 | 0 | 0 | 9 | 1 | 2 | 4 | 37.2 | 21 | 8 | 5 | 1 | 2 | 4 | 0 | 36 | .162 | 0 | 0 | 0 | 137 |
| 33 | Milacki, B | CR | R | 6 | 1 | 2.83 | 38 | 0 | 0 | 0 | 11 | 6 | 3 | 5 | 63.2 | 54 | 21 | 20 | 4 | 4 | 22 | 0 | 68 | .227 | 3 | 0 | 3 | 265 |
| 20 | Molina, D | CR | R | 2 | 2 | 3.57 | 37 | 0 | 0 | 0 | 11 | 4 | 5 | 6 | 53.0 | 46 | 24 | 21 | 6 | 3 | 22 | 1 | 54 | .235 | 7 | 1 | 6 | 226 |
| 11 | Mooney, S | CR | R | 2 | 3 | 3.30 | 18 | 12 | 0 | 0 | 1 | 1 | 0 | 0 | 60.0 | 45 | 29 | 22 | 7 | 2 | 30 | 0 | 82 | .205 | 4 | 1 | 2 | 256 |
| 30 | Mullenbach, M | CR | R | 1 | 1 | 1.29 | 20 | 0 | 0 | 0 | 9 | 3 | 0 | 1 | 28.0 | 22 | 8 | 4 | 0 | 1 | 8 | 0 | 26 | .206 | 1 | 0 | 0 | 116 |
| 30 | Nigro, F | CR | R | 0 | 0 | 0.00 | 1 | 0 | 0 | 0 | 1 | 0 | 0 | 0 | 1.0 | 0 | 0 | 0 | 0 | 0 | 2 | 0 | 2 | .000 | 1 | 0 | 0 | 5 |
| 43 | Nowlin, J | CR | L | 1 | 1 | 4.40 | 3 | 3 | 0 | 0 | 0 | 0 | 0 | 0 | 14.1 | 13 | 7 | 7 | 2 | 0 | 7 | 0 | 22 | .241 | 4 | 0 | 0 | 61 |
| 46 | Olsen, J | CR | R | 1 | 1 | 4.76 | 16 | 3 | 0 | 0 | 4 | 0 | 0 | 0 | 22.2 | 22 | 13 | 12 | 0 | 1 | 8 | 0 | 30 | .242 | 7 | 1 | 0 | 100 |
| 25 | Palm, T | CR | R | 0 | 0 | 4.50 | 35 | 2 | 0 | 0 | 14 | 4 | 0 | 0 | 52.0 | 58 | 32 | 26 | 2 | 8 | 26 | 0 | 39 | .290 | 4 | 0 | 6 | 237 |
| 23 | Perez, S | CR | L | 0 | 0 | 2.35 | 6 | 1 | 0 | 0 | 5 | 0 | 0 | 0 | 7.2 | 7 | 2 | 2 | 1 | 0 | 3 | 0 | 6 | .250 | 0 | 0 | 2 | 31 |
| 21 | Povich, C | ABD | L | 2 | 0 | 0.00 | 2 | 2 | 0 | 0 | 0 | 0 | 0 | 0 | 12.0 | 4 | 0 | 0 | 0 | 1 | 2 | 0 | 15 | .103 | 0 | 0 | 2 | 42 |
| 21 | Povich, C | CR | L | 6 | 8 | 4.46 | 16 | 16 | 0 | 0 | 0 | 0 | 0 | 0 | 78.2 | 71 | 47 | 39 | 9 | 3 | 26 | 0 | 107 | .234 | 4 | 1 | 1 | 336 |
| 21 | Povich, C | 2 Teams | L | 8 | 8 | 3.87 | 18 | 18 | 0 | 0 | 0 | 0 | 0 | 0 | 90.2 | 75 | 47 | 39 | 9 | 4 | 28 | 0 | 122 | .219 | 4 | 1 | 3 | 378 |
| 48 | Rijo, L | CR | R | 0 | 4 | 10.80 | 6 | 6 | 0 | 0 | 0 | 0 | 0 | 0 | 15.0 | 24 | 20 | 18 | 2 | 3 | 9 | 0 | 11 | .353 | 1 | 0 | 1 | 80 |
| 37 | Rodriguez, M | CR | R | 2 | 1 | 3.36 | 39 | 1 | 0 | 0 | 9 | 7 | 4 | 7 | 56.1 | 48 | 25 | 21 | 13 | 1 | 24 | 0 | 67 | .225 | 3 | 0 | 2 | 240 |
| 16 | Rodriguez, O | CR | R | 4 | 1 | 2.97 | 26 | 6 | 0 | 0 | 3 | 4 | 0 | 0 | 60.2 | 46 | 23 | 20 | 6 | 1 | 26 | 0 | 75 | .207 | 8 | 2 | 7 | 251 |
| 41 | Rozeck, A | CR | L | 7 | 6 | 4.83 | 18 | 16 | 0 | 0 | 0 | 0 | 0 | 0 | 72.2 | 76 | 45 | 39 | 14 | 2 | 25 | 0 | 68 | .265 | 4 | 0 | 3 | 319 |
| 24 | Shreve, R | CR | R | 1 | 3 | 3.08 | 28 | 2 | 0 | 0 | 11 | 0 | 1 | 3 | 38.0 | 29 | 21 | 13 | 2 | 1 | 15 | 1 | 39 | .207 | 3 | 0 | 3 | 159 |
| | Stankiewicz, J | CR | R | 2 | 4 | 5.86 | 11 | 10 | 0 | 0 | 0 | 0 | 0 | 0 | 43.0 | 50 | 28 | 28 | 5 | 1 | 16 | 0 | 37 | .289 | 3 | 0 | 1 | 192 |
| 22 | Swain, M | CR | R | 1 | 3 | 6.15 | 23 | 0 | 0 | 0 | 4 | 3 | 0 | 2 | 33.2 | 34 | 25 | 23 | 5 | 1 | 21 | 0 | 34 | .254 | 5 | 1 | 1 | 157 |
| CR | | | | | | | | | | | | | | | | | | | | | | | | | | | | |

Midwest League Standings - 2022 - Regular Season

| MID East | W | L | PCT | GB | L10 | STRK | HOME | ROAD | RS | RA | DIFF |
|-----------------|----------|----------|------------|-----------|------------|-------------|-------------|-------------|-----------|-----------|-------------|
| #-Lake County | 76 | 53 | .589 | - | 6-4 | W2 | 37-26 | 39-27 | 607 | 536 | 71 |
| *-Great Lakes | 76 | 55 | .580 | 1.0 | 3-7 | L3 | 41-25 | 35-30 | 648 | 564 | 84 |
| West Michigan | 72 | 59 | .550 | 5.0 | 8-2 | W3 | 36-29 | 36-30 | 663 | 590 | 73 |
| Dayton | 67 | 61 | .523 | 8.5 | 7-3 | L1 | 33-33 | 34-28 | 586 | 615 | -29 |
| Lansing | 54 | 77 | .412 | 23.0 | 4-6 | W1 | 25-40 | 29-37 | 579 | 705 | -126 |
| Fort Wayne | 50 | 80 | .385 | 26.5 | 3-7 | L2 | 24-41 | 26-39 | 535 | 634 | -99 |
| MID West | W | L | PCT | GB | L10 | STRK | HOME | ROAD | RS | RA | DIFF |
| *-Cedar Rapids | 73 | 58 | .557 | - | 4-6 | L2 | 38-27 | 35-31 | 680 | 544 | 136 |
| #-South Bend | 73 | 58 | .557 | - | 5-5 | W2 | 44-22 | 29-36 | 612 | 566 | 46 |
| Wisconsin | 69 | 60 | .535 | 3.0 | 8-2 | W4 | 40-24 | 29-36 | 585 | 568 | 17 |
| Beloit | 62 | 67 | .481 | 10.0 | 3-7 | L4 | 31-34 | 31-33 | 547 | 553 | -6 |
| Peoria | 56 | 76 | .424 | 17.5 | 5-5 | L1 | 29-37 | 27-39 | 579 | 661 | -82 |
| Quad Cities | 54 | 78 | .409 | 19.5 | 5-5 | W1 | 28-38 | 26-40 | 627 | 712 | -85 |

- Clinched Division

* - Clinched Division (1st Half)

| | 1 | 2 | 3 | 4 | 5 | 6 | 7 | 8 | 9 | R | H | E |
|------------|---|---|---|---|---|---|---|---|---|---|----|---|
| Dunedin | 0 | 2 | 0 | 0 | 1 | 0 | 0 | 0 | 0 | 3 | 11 | 1 |
| Fort Myers | 0 | 0 | 0 | 0 | 0 | 1 | 0 | 0 | 0 | 1 | 4 | 0 |

| Dunedin | AB | R | H | RBI | BB | SO | LOB | AVG | Fort Myers | AB | R | H | RBI | BB | SO | LOB | AVG |
|---------------------|-----------|----------|-----------|----------|----------|----------|-----------|-------------|---------------|-----------|----------|----------|----------|----------|----------|-----------|-------------|
| Kasevich, SS | 3 | 0 | 0 | 1 | 1 | 1 | 1 | .182 | Ross, LF | 3 | 1 | 0 | 0 | 1 | 0 | 1 | .500 |
| Roden, RF | 4 | 0 | 1 | 0 | 0 | 0 | 4 | .300 | Miller, SS | 4 | 0 | 0 | 0 | 0 | 0 | 1 | .273 |
| Doughty, C, 3B | 4 | 0 | 2 | 1 | 0 | 1 | 0 | .385 | Schobel, 2B | 4 | 0 | 2 | 1 | 0 | 0 | 0 | .333 |
| Williams, 1B | 4 | 0 | 0 | 0 | 0 | 0 | 3 | .364 | Cardenas, C | 3 | 0 | 0 | 0 | 1 | 0 | 1 | .273 |
| Brown, CF | 4 | 0 | 0 | 0 | 0 | 1 | 1 | .250 | Rosario, RF | 4 | 0 | 1 | 0 | 0 | 1 | 3 | .333 |
| McCarty, DH | 4 | 1 | 3 | 0 | 0 | 0 | 0 | .750 | Urbina, CF | 4 | 0 | 1 | 0 | 0 | 1 | 1 | .200 |
| 1-De La Rosa, PR-DH | 0 | 0 | 0 | 0 | 0 | 0 | 0 | .000 | Cavaco, 3B | 4 | 0 | 0 | 0 | 0 | 1 | 2 | .167 |
| Salinas, LF | 4 | 1 | 1 | 0 | 0 | 1 | 2 | .167 | Cespedes, 1B | 1 | 0 | 0 | 0 | 1 | 0 | 1 | .222 |
| Mesia, C | 4 | 0 | 2 | 1 | 0 | 1 | 1 | .250 | Aguiar, DH | 3 | 0 | 0 | 0 | 0 | 0 | 2 | .000 |
| Beltre, 2B | 3 | 1 | 2 | 0 | 1 | 0 | 1 | .429 | Carr, P | 0 | 0 | 0 | 0 | 0 | 0 | 0 | .000 |
| Estrada, P | 0 | 0 | 0 | 0 | 0 | 0 | 0 | .000 | Labas, P | 0 | 0 | 0 | 0 | 0 | 0 | 0 | .000 |
| Ohashi, P | 0 | 0 | 0 | 0 | 0 | 0 | 0 | .000 | Morris, P | 0 | 0 | 0 | 0 | 0 | 0 | 0 | .000 |
| Larkin, P | 0 | 0 | 0 | 0 | 0 | 0 | 0 | .000 | Matthews, P | 0 | 0 | 0 | 0 | 0 | 0 | 0 | .000 |
| Baggett, P | 0 | 0 | 0 | 0 | 0 | 0 | 0 | .000 | | | | | | | | | |
| Totals | 34 | 3 | 11 | 3 | 2 | 5 | 13 | .311 | Totals | 30 | 1 | 4 | 1 | 3 | 3 | 12 | .260 |

1-Ran for McCarty in the 9th.

BATTING

2B : McCarty (1, Matthews).

TB : Beltre 2; Doughty, C 2; McCarty 4; Mesia 2; Roden; Salinas.

RBI : Doughty, C (2); Kasevich (1); Mesia (2).

2-out RBI : Doughty, C; Kasevich; Mesia.

Runners left in scoring position, 2 out : Brown; Roden 2.

GIDP : Beltre; Salinas; Williams.

Team RISP : 3-for-8.

Team LOB : 6.

FIELDING

E : Mesia (1, pickoff).

PB : Mesia (1).

DP : (Kasevich-Williams).

BATTING

TB : Rosario; Schobel 2; Urbina.

RBI : Schobel (1).

2-out RBI : Schobel.

Runners left in scoring position, 2 out : Rosario 2.

GIDP : Cespedes.

Team RISP : 1-for-4.

Team LOB : 6.

BASERUNNING

SB : Ross (1, 2nd base off Ohashi/Mesia).

FIELDING

DP : 3 (Cavaco-Miller-Cespedes; Schobel-Cespedes; Morris-Miller-Cespedes).

| Dunedin | IP | H | R | ER | BB | SO | HR | ERA | Fort Myers | IP | H | R | ER | BB | SO | HR | ERA |
|-----------------|------------|----------|----------|----------|----------|----------|----------|-------------|---------------|------------|-----------|----------|----------|----------|----------|----------|-------------|
| Estrada | 4.0 | 1 | 0 | 0 | 0 | 2 | 0 | 0.00 | Carr (L, 0-1) | 2.0 | 3 | 2 | 2 | 2 | 1 | 0 | 9.00 |
| Ohashi | 2.0 | 2 | 1 | 1 | 2 | 1 | 0 | 4.50 | Labas | 3.0 | 2 | 1 | 1 | 0 | 2 | 0 | 2.25 |
| Larkin (W, 1-0) | 2.0 | 0 | 0 | 0 | 1 | 0 | 0 | 0.00 | Morris | 3.0 | 4 | 0 | 0 | 0 | 1 | 0 | 0.00 |
| Baggett (S, 2) | 1.0 | 1 | 0 | 0 | 0 | 0 | 0 | 4.50 | Matthews | 1.0 | 2 | 0 | 0 | 0 | 1 | 0 | 0.00 |
| Totals | 9.0 | 4 | 1 | 1 | 3 | 3 | 0 | 4.15 | Totals | 9.0 | 11 | 3 | 3 | 2 | 5 | 0 | 4.15 |

HBP : Cespedes (by Estrada).

Pitches-strikes : Estrada 57-37; Ohashi 35-20; Larkin 26-13; Baggett 15-12; Carr 43-27; Labas 34-27; Morris 34-26; Matthews 11-9.

Groundouts-flyouts : Estrada 1-7; Ohashi 3-1; Larkin 1-1; Baggett 1-1; Carr 4-0; Labas 4-0; Morris 5-0; Matthews 0-1.

Batters faced : Estrada 14; Ohashi 9; Larkin 7; Baggett 4; Carr 11; Labas 11; Morris 10; Matthews 4.

Umpires : HP: Garret Griffin. 1B: Shea Graham. 2B: Robert Ginther III. 3B: Nelson Fraley.

Official Scorer : Benn Norton

Weather : 80 degrees, Partly Cloudy

Wind : 7 mph, R To L

First pitch : 12:02 PM

T : 2:15

Att : 624

Venue : Hammond Stadium

September 17, 2022

Fort Myers Mighty Mussels Hitting - 2022 - Regular Season - All Players

| # | Player | Team | B | AVG | G | AB | R | H | TB | 2B | 3B | HR | RBI | BB | IBB | SO | SB | CS | OBP | SLG | OPS | PA | SAC | SF | HBP | GIDP | E |
|----|--------------|------|---|-------------|------------|-------------|------------|------------|-------------|------------|-----------|------------|------------|------------|----------|-------------|------------|-----------|-------------|-------------|-------------|-------------|-----------|-----------|-----------|-----------|------------|
| 13 | Aguiar, C | FTM | L | .243 | 44 | 140 | 21 | 34 | 77 | 9 | 2 | 10 | 24 | 9 | 0 | 66 | 3 | 6 | .289 | .550 | .839 | 149 | 0 | 0 | 0 | 1 | 0 |
| 11 | Baez, L | FTM | R | .215 | 66 | 177 | 29 | 38 | 47 | 2 | 2 | 1 | 22 | 28 | 0 | 63 | 20 | 3 | .329 | .266 | .595 | 207 | 0 | 0 | 2 | 2 | 1 |
| 17 | Baez, N | FTM | R | .288 | 16 | 52 | 7 | 15 | 28 | 4 | 0 | 3 | 11 | 4 | 0 | 15 | 0 | 1 | .345 | .538 | .883 | 58 | 0 | 1 | 1 | 1 | 0 |
| 36 | Beckham, T | FTM | R | .286 | 2 | 7 | 3 | 2 | 5 | 0 | 0 | 1 | 3 | 2 | 0 | 2 | 0 | 0 | .444 | .714 | 1.158 | 9 | 0 | 0 | 0 | 0 | 0 |
| 24 | Cardenas, N | FTM | R | .261 | 99 | 310 | 42 | 81 | 128 | 18 | 1 | 9 | 43 | 73 | 1 | 70 | 11 | 5 | .421 | .413 | .834 | 401 | 0 | 3 | 15 | 10 | 8 |
| 9 | Cavaco, K | FTM | R | .231 | 99 | 368 | 34 | 85 | 146 | 18 | 5 | 11 | 59 | 22 | 0 | 138 | 7 | 4 | .275 | .397 | .672 | 396 | 0 | 4 | 2 | 7 | 21 |
| 20 | Cespedes, R | FTM | L | .290 | 74 | 255 | 33 | 74 | 101 | 15 | 0 | 4 | 28 | 17 | 0 | 57 | 1 | 1 | .341 | .396 | .737 | 279 | 0 | 3 | 4 | 6 | 3 |
| 11 | Fedko, K | FTM | R | .318 | 26 | 88 | 19 | 28 | 41 | 5 | 1 | 2 | 16 | 17 | 0 | 22 | 4 | 1 | .422 | .466 | .888 | 109 | 0 | 3 | 1 | 2 | 2 |
| | Feliz, J | FTM | R | .167 | 7 | 24 | 3 | 4 | 6 | 2 | 0 | 0 | 1 | 2 | 1 | 6 | 0 | 0 | .231 | .250 | .481 | 26 | 0 | 0 | 0 | 2 | 1 |
| | Huffins, Z | FTM | R | .143 | 9 | 21 | 2 | 3 | 7 | 1 | 0 | 1 | 3 | 5 | 0 | 11 | 1 | 1 | .333 | .333 | .666 | 27 | 0 | 0 | 1 | 0 | 0 |
| 21 | Miller, N | FTM | S | .211 | 108 | 383 | 62 | 81 | 107 | 12 | 4 | 2 | 24 | 76 | 0 | 110 | 23 | 7 | .348 | .279 | .627 | 469 | 0 | 4 | 6 | 2 | 7 |
| 5 | Neuse, D | FTM | R | .211 | 31 | 90 | 15 | 19 | 28 | 3 | 0 | 2 | 6 | 15 | 0 | 25 | 2 | 4 | .330 | .311 | .641 | 106 | 0 | 0 | 1 | 2 | 0 |
| 37 | Nigro, F | FTM | R | .125 | 4 | 8 | 1 | 1 | 1 | 0 | 0 | 0 | 0 | 6 | 0 | 6 | 1 | 1 | .500 | .125 | .625 | 14 | 0 | 0 | 0 | 0 | 0 |
| 15 | Olivar, R | FTM | R | .222 | 3 | 9 | 0 | 2 | 2 | 0 | 0 | 0 | 1 | 1 | 0 | 3 | 0 | 0 | .300 | .222 | .522 | 10 | 0 | 0 | 0 | 0 | 0 |
| | Ortega, J | FTM | R | 1.000 | 1 | 1 | 0 | 1 | 1 | 0 | 0 | 0 | 2 | 0 | 0 | 0 | 0 | 0 | 1.000 | 1.000 | 2.000 | 1 | 0 | 0 | 0 | 0 | 0 |
| 2 | Ozoria, D | FTM | S | .264 | 47 | 129 | 22 | 34 | 42 | 5 | 0 | 1 | 12 | 13 | 0 | 47 | 17 | 3 | .333 | .326 | .659 | 144 | 0 | 1 | 1 | 0 | 6 |
| 4 | Perez, M | FTM | R | .225 | 81 | 258 | 43 | 58 | 104 | 20 | 1 | 8 | 37 | 27 | 0 | 66 | 32 | 5 | .329 | .403 | .732 | 301 | 0 | 2 | 14 | 6 | 18 |
| 36 | Roberto, N | FTM | R | .145 | 26 | 83 | 10 | 12 | 25 | 2 | 1 | 3 | 9 | 5 | 0 | 43 | 0 | 0 | .211 | .301 | .512 | 90 | 0 | 0 | 2 | 1 | 0 |
| 15 | Rodriguez, A | FTM | R | .250 | 1 | 4 | 0 | 1 | 1 | 0 | 0 | 0 | 1 | 0 | 0 | 1 | 0 | 0 | .250 | .250 | .500 | 4 | 0 | 0 | 0 | 0 | 0 |
| | Rodriguez, E | FTM | L | .272 | 47 | 136 | 35 | 37 | 75 | 5 | 3 | 9 | 25 | 57 | 1 | 52 | 11 | 5 | .492 | .551 | 1.043 | 199 | 0 | 2 | 4 | 0 | 2 |
| 25 | Rosario, K | FTM | R | .239 | 109 | 373 | 53 | 89 | 152 | 21 | 3 | 12 | 46 | 34 | 2 | 136 | 7 | 2 | .320 | .408 | .728 | 419 | 0 | 1 | 11 | 5 | 9 |
| 4 | Ross, B | FTM | R | .257 | 22 | 74 | 17 | 19 | 33 | 5 | 0 | 3 | 13 | 13 | 0 | 19 | 6 | 0 | .371 | .446 | .817 | 89 | 0 | 1 | 1 | 0 | 1 |
| 8 | Rucker, J | FTM | R | .225 | 60 | 218 | 37 | 49 | 72 | 9 | 4 | 2 | 17 | 33 | 0 | 53 | 13 | 7 | .338 | .330 | .668 | 260 | 0 | 3 | 6 | 2 | 4 |
| 12 | Sayre, A | FTM | R | .267 | 12 | 30 | 6 | 8 | 10 | 2 | 0 | 0 | 4 | 14 | 0 | 8 | 1 | 1 | .489 | .333 | .822 | 45 | 0 | 1 | 0 | 0 | 1 |
| 37 | Schmidt, K | FTM | R | .244 | 28 | 90 | 8 | 22 | 38 | 4 | 0 | 4 | 20 | 7 | 0 | 24 | 0 | 0 | .296 | .422 | .718 | 98 | 0 | 1 | 0 | 4 | 2 |
| 1 | Schobel, T | FTM | R | .242 | 28 | 99 | 11 | 24 | 30 | 3 | 0 | 1 | 10 | 18 | 0 | 23 | 6 | 1 | .367 | .303 | .670 | 120 | 0 | 1 | 2 | 2 | 3 |
| 40 | Smith, L | FTM | R | .197 | 25 | 61 | 6 | 12 | 22 | 7 | 0 | 1 | 8 | 9 | 0 | 30 | 0 | 1 | .329 | .361 | .690 | 76 | 0 | 2 | 4 | 1 | 4 |
| 15 | Tatum, D | FTM | R | .175 | 72 | 211 | 30 | 37 | 63 | 8 | 0 | 6 | 19 | 41 | 2 | 90 | 0 | 2 | .324 | .299 | .623 | 262 | 0 | 3 | 7 | 5 | 4 |
| 8 | Urbina, M | FTM | R | .246 | 50 | 191 | 28 | 47 | 80 | 16 | 1 | 5 | 22 | 23 | 1 | 51 | 9 | 4 | .323 | .419 | .742 | 217 | 0 | 3 | 0 | 6 | 2 |
| 1 | Yake, E | FTM | L | .257 | 13 | 35 | 2 | 9 | 9 | 0 | 0 | 0 | 4 | 3 | 0 | 6 | 4 | 2 | .317 | .257 | .574 | 41 | 0 | 2 | 1 | 0 | 0 |
| | FTM | | | .236 | 128 | 3925 | 579 | 926 | 1481 | 196 | 28 | 101 | 490 | 574 | 8 | 1243 | 179 | 67 | .343 | .377 | .720 | 4626 | 0 | 41 | 86 | 67 | 119 |
| | OPP | | | .227 | 128 | 3937 | 502 | 895 | 1364 | 175 | 27 | 80 | 452 | 391 | 6 | 1188 | 146 | 47 | .303 | .346 | .649 | 4421 | 10 | 31 | 52 | 71 | |

Fort Myers Mighty Mussels Pitching - 2022 - Regular Season - All Players

| # | Player | Team | T | W | L | ERA | G | GS | CG | SHO | GF | HLD | SV | SVO | IP | H | R | ER | HR | HB | BB | IBB | SO | AVG | WP | BK | GIDP | TBF |
|----|----------------|------|---|-----------|-----------|-------------|------------|------------|----------|-----------|------------|-----------|-----------|-----------|---------------|------------|------------|------------|------------|-----------|------------|----------|-------------|-------------|------------|-----------|-----------|-------------|
| 30 | Adams, T | FTM | R | 4 | 5 | 3.50 | 15 | 15 | 0 | 0 | 0 | 0 | 0 | 0 | 69.1 | 57 | 28 | 27 | 4 | 2 | 15 | 0 | 69 | .224 | 3 | 0 | 5 | 275 |
| 36 | Alcala, J | FTM | R | 0 | 1 | 0.00 | 1 | 0 | 0 | 0 | 0 | 0 | 0 | 0 | 1.0 | 2 | 1 | 0 | 0 | 0 | 0 | 0 | 1 | .333 | 0 | 0 | 0 | 6 |
| 33 | Aria, D | FTM | L | 0 | 0 | 0.00 | 2 | 0 | 0 | 0 | 1 | 0 | 0 | 0 | 3.0 | 0 | 0 | 0 | 0 | 0 | 2 | 0 | 4 | .000 | 0 | 0 | 0 | 11 |
| 31 | Balazovic, J | FTM | R | 0 | 0 | 18.00 | 1 | 0 | 0 | 0 | 0 | 0 | 0 | 0 | 2.0 | 4 | 4 | 4 | 1 | 1 | 2 | 0 | 1 | .400 | 0 | 0 | 0 | 13 |
| 44 | Barrington, M | FTM | R | 3 | 5 | 3.17 | 31 | 3 | 0 | 0 | 12 | 3 | 5 | 8 | 54.0 | 38 | 25 | 19 | 3 | 3 | 25 | 2 | 71 | .196 | 4 | 0 | 4 | 225 |
| 36 | Boyle, M | FTM | L | 1 | 0 | 0.00 | 2 | 1 | 0 | 0 | 0 | 0 | 0 | 0 | 2.1 | 1 | 0 | 0 | 0 | 0 | 2 | 0 | 4 | .111 | 0 | 1 | 0 | 11 |
| | Campbell, L | FTM | R | 0 | 1 | 10.80 | 4 | 0 | 0 | 0 | 2 | 1 | 0 | 1 | 3.1 | 5 | 4 | 4 | 1 | 0 | 7 | 0 | 6 | .333 | 1 | 0 | 0 | 22 |
| 5 | Carr, J | FTM | L | 6 | 2 | 3.84 | 14 | 10 | 0 | 0 | 1 | 0 | 0 | 0 | 61.0 | 62 | 29 | 26 | 4 | 2 | 11 | 0 | 42 | .266 | 1 | 2 | 7 | 248 |
| 37 | Cleto, T | FTM | R | 0 | 0 | 3.68 | 5 | 4 | 0 | 0 | 0 | 0 | 0 | 0 | 14.2 | 12 | 8 | 6 | 1 | 0 | 6 | 0 | 13 | .226 | 0 | 0 | 0 | 59 |
| 45 | Dobnak, R | FTM | R | 0 | 0 | 0.00 | 1 | 1 | 0 | 0 | 0 | 0 | 0 | 0 | 2.0 | 1 | 0 | 0 | 0 | 0 | 0 | 0 | 0 | .143 | 0 | 0 | 0 | 7 |
| 44 | Enlow, B | FTM | R | 0 | 0 | 16.20 | 1 | 1 | 0 | 0 | 0 | 0 | 0 | 0 | 1.2 | 5 | 7 | 3 | 1 | 0 | 1 | 0 | 1 | .417 | 0 | 0 | 0 | 13 |
| 33 | Escobar, A | FTM | R | 0 | 1 | 8.74 | 19 | 0 | 0 | 0 | 4 | 1 | 1 | 2 | 22.2 | 32 | 28 | 22 | 2 | 4 | 18 | 0 | 23 | .344 | 3 | 2 | 1 | 120 |
| 40 | Festa, D | FTM | R | 2 | 1 | 1.50 | 5 | 5 | 0 | 0 | 0 | 0 | 0 | 0 | 24.0 | 12 | 5 | 4 | 1 | 1 | 6 | 0 | 33 | .148 | 1 | 0 | 1 | 88 |
| 32 | Grace, R | FTM | R | 4 | 3 | 4.45 | 33 | 3 | 0 | 0 | 6 | 4 | 2 | 4 | 56.2 | 60 | 36 | 28 | 4 | 6 | 27 | 0 | 74 | .264 | 4 | 1 | 2 | 262 |
| 19 | Gray, S | FTM | R | 0 | 0 | 0.00 | 1 | 1 | 0 | 0 | 0 | 0 | 0 | 0 | 3.0 | 1 | 0 | 0 | 0 | 0 | 0 | 0 | 5 | .091 | 0 | 0 | 0 | 11 |
| 45 | Hajjar, S | FTM | L | 2 | 2 | 2.47 | 12 | 12 | 0 | 0 | 0 | 0 | 0 | 0 | 43.2 | 25 | 14 | 12 | 3 | 2 | 22 | 0 | 71 | .168 | 3 | 0 | 3 | 174 |
| 35 | Hicks, J | FTM | R | 5 | 3 | 2.98 | 36 | 0 | 0 | 0 | 12 | 4 | 0 | 2 | 51.1 | 45 | 32 | 17 | 3 | 1 | 22 | 1 | 58 | .226 | 6 | 0 | 4 | 225 |
| 38 | Jones, K | FTM | R | 1 | 0 | 0.00 | 1 | 0 | 0 | 0 | 1 | 0 | 0 | 0 | 3.0 | 2 | 0 | 0 | 0 | 0 | 0 | 0 | 5 | .182 | 0 | 0 | 0 | 11 |
| 45 | Jurado, A | FTM | R | 0 | 0 | 0.00 | 1 | 1 | 0 | 0 | 0 | 0 | 0 | 0 | 4.0 | 1 | 0 | 0 | 0 | 0 | 2 | 0 | 4 | .077 | 0 | 0 | 1 | 15 |
| 40 | Labas, A | FTM | R | 1 | 1 | 7.20 | 5 | 1 | 0 | 0 | 1 | 0 | 0 | 1 | 10.0 | 14 | 8 | 8 | 0 | 1 | 3 | 0 | 14 | .333 | 0 | 0 | 1 | 46 |
| 33 | Lavallee, J | FTM | R | 2 | 1 | 4.81 | 13 | 2 | 0 | 0 | 3 | 1 | 2 | 2 | 24.1 | 20 | 14 | 13 | 0 | 1 | 16 | 0 | 23 | .222 | 0 | 1 | 3 | 107 |
| 44 | Matthews, Z | FTM | R | 0 | 0 | 0.00 | 1 | 0 | 0 | 0 | 1 | 0 | 0 | 0 | 2.0 | 0 | 0 | 0 | 0 | 0 | 0 | 0 | 4 | .000 | 0 | 0 | 0 | 6 |
| 19 | McMahon, H | FTM | R | 1 | 0 | 2.23 | 20 | 0 | 0 | 0 | 12 | 0 | 5 | 5 | 32.1 | 20 | 8 | 8 | 5 | 1 | 8 | 0 | 36 | .182 | 0 | 1 | 2 | 119 |
| 43 | Mendez, J | FTM | R | 3 | 4 | 5.05 | 32 | 0 | 0 | 0 | 14 | 3 | 3 | 4 | 46.1 | 35 | 28 | 26 | 4 | 2 | 31 | 0 | 58 | .211 | 8 | 4 | 2 | 204 |
| 40 | Mullenbach, M | FTM | R | 3 | 0 | 2.12 | 10 | 0 | 0 | 0 | 2 | 1 | 1 | 2 | 17.0 | 17 | 7 | 4 | 1 | 2 | 3 | 0 | 20 | .266 | 1 | 0 | 3 | 70 |
| 17 | Nowlin, J | FTM | L | 4 | 3 | 3.65 | 19 | 11 | 0 | 0 | 0 | 2 | 0 | 2 | 56.2 | 47 | 25 | 23 | 2 | 4 | 29 | 1 | 89 | .221 | 6 | 1 | 0 | 248 |
| 36 | Ober, B | FTM | R | 0 | 0 | 1.29 | 2 | 2 | 0 | 0 | 0 | 0 | 0 | 0 | 7.0 | 4 | 1 | 1 | 1 | 0 | 1 | 0 | 6 | .167 | 0 | 0 | 0 | 25 |
| 31 | Ohl, P | FTM | R | 6 | 7 | 3.53 | 20 | 18 | 0 | 0 | 2 | 0 | 0 | 0 | 91.2 | 95 | 41 | 36 | 5 | 5 | 13 | 0 | 101 | .268 | 6 | 1 | 5 | 376 |
| 19 | Paredes, M | FTM | R | 7 | 4 | 3.27 | 24 | 13 | 0 | 0 | 3 | 2 | 1 | 2 | 85.1 | 81 | 34 | 31 | 11 | 0 | 16 | 0 | 63 | .253 | 3 | 0 | 10 | 338 |
| 12 | Perez, S | FTM | L | 2 | 4 | 3.20 | 24 | 0 | 0 | 0 | 10 | 3 | 1 | 3 | 45.0 | 35 | 21 | 16 | 5 | 0 | 15 | 0 | 40 | .213 | 5 | 3 | 4 | 183 |
| 30 | Puentes, Z | FTM | R | 0 | 2 | 8.36 | 9 | 0 | 0 | 0 | 4 | 0 | 0 | 0 | 14.0 | 13 | 13 | 13 | 3 | 4 | 9 | 0 | 17 | .245 | 1 | 1 | 1 | 67 |
| 23 | Raya, M | FTM | R | 3 | 2 | 3.05 | 19 | 17 | 0 | 0 | 0 | 0 | 0 | 0 | 65.0 | 47 | 25 | 22 | 8 | 3 | 23 | 0 | 76 | .199 | 1 | 2 | 2 | 263 |
| 41 | Rimmel, N | FTM | R | 4 | 1 | 1.98 | 29 | 1 | 0 | 0 | 14 | 1 | 4 | 5 | 41.0 | 28 | 14 | 9 | 2 | 3 | 19 | 0 | 52 | .188 | 2 | 3 | 2 | 171 |
| 41 | Stankiewicz, J | FTM | R | 3 | 0 | 0.83 | 4 | 4 | 0 | 0 | 0 | 0 | 0 | 0 | 21.2 | 11 | 3 | 2 | 0 | 0 | 5 | 0 | 31 | .147 | 2 | 0 | 2 | 80 |
| 32 | Stashak, C | FTM | R | 0 | 0 | 0.00 | 1 | 0 | 0 | 0 | 0 | 0 | 0 | 0 | 1.0 | 0 | 0 | 0 | 0 | 0 | 0 | 0 | 2 | .000 | 0 | 0 | 0 | 3 |
| 45 | Stewart, B | FTM | R | 0 | 0 | 9.64 | 3 | 1 | 0 | 0 | 0 | 1 | 0 | 0 | 4.2 | 3 | 5 | 5 | 2 | 1 | 3 | 0 | 3 | .188 | 2 | 0 | 0 | 20 |
| 20 | Swain, M | FTM | R | 2 | 1 | 0.00 | 14 | 0 | 0 | 0 | 13 | 0 | 7 | 7 | 21.0 | 4 | 1 | 0 | 0 | 2 | 5 | 2 | 31 | .062 | 3 | 2 | 1 | 72 |
| 22 | Wilson, J | FTM | L | 0 | 4 | 3.83 | 30 | 0 | 0 | 0 | 10 | 3 | 2 | 2 | 49.1 | 53 | 29 | 21 | 2 | 1 | 22 | 0 | 34 | .277 | 1 | 0 | 5 | 216 |
| 45 | Winder, J | FTM | R | 0 | 1 | 18.00 | 1 | 1 | 0 | 0 | 0 | 0 | 0 | 0 | 2.0 | 3 | 4 | 4 | 1 | 0 | 2 | 0 | 3 | .333 | 0 | 0 | 0 | 11 |
| | FTM | | | 69 | 59 | 3.51 | 128 | 128 | 0 | 13 | 128 | 30 | 34 | 52 | 1060.0 | 895 | 502 | 413 | 80 | 52 | 391 | 6 | 1188 | .227 | 67 | 25 | 71 | 4421 |
| | OPP | | | 59 | 69 | 4.12 | 128 | 128 | 1 | 2 | 127 | 23 | 26 | 42 | 1054.1 | 926 | 579 | 483 | 101 | 86 | 574 | 8 | 1243 | .236 | 109 | 19 | 67 | 4626 |

Florida State League Standings - 2022 - Regular Season

| FSL East | W | L | PCT | GB | L10 | STRK | HOME | ROAD | RS | RA | DIFF |
|-----------------|----------|----------|------------|-----------|------------|-------------|-------------|-------------|-----------|-----------|-------------|
| *-St. Lucie | 73 | 56 | .566 | - | 6-4 | L1 | 43-21 | 30-35 | 595 | 540 | 55 |
| #-Palm Beach | 67 | 61 | .523 | 5.5 | 6-4 | L1 | 39-25 | 28-36 | 525 | 543 | -18 |
| Jupiter | 63 | 66 | .488 | 10.0 | 5-5 | W4 | 42-23 | 21-43 | 543 | 581 | -38 |
| Daytona | 54 | 74 | .422 | 18.5 | 5-5 | W3 | 34-30 | 20-44 | 543 | 561 | -18 |
| FSL West | W | L | PCT | GB | L10 | STRK | HOME | ROAD | RS | RA | DIFF |
| Fort Myers | 69 | 59 | .539 | - | 6-4 | W1 | 34-28 | 35-31 | 579 | 502 | 77 |
| Bradenton | 67 | 62 | .519 | 2.5 | 6-4 | W3 | 35-31 | 32-31 | 589 | 590 | -1 |
| #-Dunedin | 66 | 63 | .512 | 3.5 | 5-5 | W1 | 33-32 | 33-31 | 579 | 530 | 49 |
| Lakeland | 66 | 64 | .508 | 4.0 | 6-4 | L4 | 37-28 | 29-36 | 570 | 600 | -30 |
| Tampa | 61 | 67 | .477 | 8.0 | 4-6 | L3 | 34-30 | 27-37 | 557 | 547 | 10 |
| Clearwater | 57 | 71 | .445 | 12.0 | 2-8 | L3 | 27-37 | 30-34 | 493 | 579 | -86 |

- Clinched Division

* - Clinched Division (1st Half)

FCL Twins Hitting - 2022 - Regular Season - All Players

| # | Player | Team | B | AVG | G | AB | R | H | TB | 2B | 3B | HR | RBI | BB | IBB | SO | SB | CS | OBP | SLG | OPS | PA | SAC | SF | HBP | GIDP | E |
|------------|---------------|---------|---|-------------|-----------|-------------|------------|------------|------------|-----------|-----------|-----------|------------|------------|----------|------------|-----------|-----------|-------------|-------------|-------------|-------------|----------|-----------|-----------|-----------|-----------|
| 24 | Aguiar, C | TWI | L | .167 | 2 | 6 | 1 | 1 | 2 | 1 | 0 | 0 | 0 | 1 | 0 | 1 | 1 | 0 | .286 | .333 | .619 | 7 | 0 | 0 | 0 | 0 | 0 |
| 39 | Baez, N | TWI | R | .222 | 3 | 9 | 0 | 2 | 3 | 1 | 0 | 0 | 1 | 1 | 0 | 3 | 0 | 0 | .300 | .333 | .633 | 10 | 0 | 0 | 0 | 0 | 0 |
| 4 | Camargo, J | TWI | R | .273 | 3 | 11 | 1 | 3 | 6 | 1 | 1 | 0 | 1 | 1 | 0 | 4 | 0 | 0 | .333 | .545 | .878 | 12 | 0 | 0 | 0 | 0 | 1 |
| 30 | Castro, W | TWI | R | .222 | 19 | 54 | 9 | 12 | 19 | 1 | 0 | 2 | 7 | 8 | 0 | 14 | 0 | 0 | .323 | .352 | .675 | 62 | 0 | 0 | 0 | 0 | 2 |
| 27 | Centeno, A | TWI | R | .228 | 42 | 123 | 22 | 28 | 41 | 6 | 2 | 1 | 21 | 24 | 0 | 52 | 4 | 2 | .358 | .333 | .691 | 151 | 0 | 2 | 2 | 2 | 2 |
| 2 | Contreras, D | TWI | R | .056 | 8 | 18 | 3 | 1 | 1 | 0 | 0 | 0 | 0 | 1 | 0 | 9 | 0 | 0 | .105 | .056 | .161 | 19 | 0 | 0 | 0 | 0 | 1 |
| 45 | Cossetti, A | TWI | R | .000 | 1 | 2 | 1 | 0 | 0 | 0 | 0 | 0 | 0 | 1 | 0 | 0 | 0 | 0 | .500 | .000 | .500 | 4 | 0 | 0 | 1 | 1 | 0 |
| 4 | Cruz, R | DSL TWI | R | .349 | 34 | 106 | 27 | 37 | 69 | 5 | 3 | 7 | 27 | 17 | 1 | 29 | 5 | 4 | .445 | .651 | 1.096 | 128 | 0 | 2 | 3 | 1 | 10 |
| 4 | Cruz, R | TWI | R | .203 | 18 | 59 | 8 | 12 | 23 | 3 | 1 | 2 | 11 | 6 | 0 | 17 | 0 | 1 | .309 | .390 | .699 | 68 | 0 | 0 | 3 | 2 | 3 |
| 4 | Cruz, R | 2 Teams | R | .297 | 52 | 165 | 35 | 49 | 92 | 8 | 4 | 9 | 38 | 23 | 1 | 46 | 5 | 5 | .398 | .558 | .956 | 196 | 0 | 2 | 6 | 3 | 13 |
| 31 | De Andrade, D | TWI | R | .242 | 48 | 178 | 27 | 43 | 66 | 9 | 1 | 4 | 23 | 19 | 0 | 34 | 4 | 2 | .333 | .371 | .704 | 204 | 0 | 1 | 6 | 0 | 8 |
| 23 | De La Cruz, J | TWI | L | .207 | 30 | 87 | 11 | 18 | 23 | 0 | 1 | 1 | 7 | 9 | 0 | 31 | 5 | 0 | .310 | .264 | .574 | 100 | 0 | 0 | 4 | 2 | 2 |
| 19 | Duran, G | TWI | L | .188 | 41 | 117 | 17 | 22 | 39 | 6 | 1 | 3 | 12 | 24 | 1 | 49 | 2 | 3 | .336 | .333 | .669 | 143 | 0 | 0 | 2 | 3 | 2 |
| 46 | Feliz, J | TWI | R | .000 | 2 | 4 | 0 | 0 | 0 | 0 | 0 | 0 | 0 | 1 | 0 | 2 | 0 | 0 | .333 | .000 | .333 | 6 | 0 | 0 | 1 | 0 | 1 |
| 39 | Garry Jr., W | TWI | L | .150 | 5 | 20 | 1 | 3 | 3 | 0 | 0 | 0 | 2 | 2 | 0 | 8 | 2 | 0 | .227 | .150 | .377 | 22 | 0 | 0 | 0 | 0 | 0 |
| 52 | Isola, A | TWI | R | .167 | 3 | 6 | 2 | 1 | 4 | 0 | 0 | 1 | 3 | 3 | 0 | 2 | 0 | 0 | .444 | .667 | 1.111 | 9 | 0 | 0 | 0 | 0 | 1 |
| 25 | Lee, B | TWI | S | .353 | 4 | 17 | 2 | 6 | 8 | 2 | 0 | 0 | 3 | 0 | 0 | 0 | 0 | 0 | .353 | .471 | .824 | 17 | 0 | 0 | 0 | 1 | 1 |
| 16 | Madrigal, R | TWI | R | .000 | 5 | 11 | 1 | 0 | 0 | 0 | 0 | 0 | 0 | 4 | 0 | 6 | 1 | 1 | .353 | .000 | .353 | 17 | 0 | 0 | 2 | 0 | 2 |
| 20 | Martin, A | TWI | R | .250 | 2 | 8 | 1 | 2 | 3 | 1 | 0 | 0 | 3 | 2 | 0 | 1 | 1 | 1 | .400 | .375 | .775 | 10 | 0 | 0 | 0 | 0 | 1 |
| 12 | Michel, F | TWI | S | .163 | 40 | 129 | 21 | 21 | 30 | 3 | 0 | 2 | 7 | 26 | 0 | 59 | 15 | 6 | .316 | .233 | .549 | 158 | 0 | 0 | 3 | 3 | 12 |
| 37 | Morales, J | TWI | R | .222 | 3 | 9 | 1 | 2 | 5 | 0 | 0 | 1 | 4 | 1 | 0 | 2 | 0 | 0 | .300 | .556 | .856 | 10 | 0 | 0 | 0 | 0 | 0 |
| 21 | Nigro, F | TWI | R | .111 | 5 | 9 | 1 | 1 | 1 | 0 | 0 | 0 | 0 | 3 | 0 | 5 | 1 | 0 | .333 | .111 | .444 | 12 | 0 | 0 | 0 | 0 | 2 |
| 11 | Olivar, R | TWI | R | .349 | 40 | 129 | 16 | 45 | 78 | 12 | 3 | 5 | 23 | 18 | 1 | 33 | 5 | 5 | .442 | .605 | 1.047 | 154 | 0 | 2 | 5 | 1 | 1 |
| 66 | Ortega, D | TWI | R | .500 | 3 | 10 | 2 | 5 | 6 | 1 | 0 | 0 | 2 | 1 | 0 | 1 | 0 | 0 | .545 | .600 | 1.145 | 11 | 0 | 0 | 0 | 0 | 0 |
| 56 | Ortega, J | TWI | R | .000 | 2 | 4 | 0 | 0 | 0 | 0 | 0 | 0 | 0 | 2 | 0 | 3 | 0 | 0 | .333 | .000 | .333 | 6 | 0 | 0 | 0 | 0 | 1 |
| 21 | Ortiz, J | TWI | S | .250 | 4 | 12 | 2 | 3 | 4 | 1 | 0 | 0 | 1 | 4 | 0 | 4 | 0 | 0 | .438 | .333 | .771 | 16 | 0 | 0 | 0 | 1 | 2 |
| 13 | Pena, A | TWI | R | .317 | 25 | 82 | 12 | 26 | 44 | 7 | 1 | 3 | 15 | 5 | 0 | 29 | 0 | 1 | .374 | .537 | .911 | 91 | 0 | 1 | 3 | 2 | 2 |
| 1 | Perez, I | TWI | L | .206 | 39 | 107 | 16 | 22 | 32 | 6 | 2 | 0 | 16 | 18 | 0 | 32 | 3 | 1 | .317 | .299 | .616 | 126 | 0 | 1 | 0 | 1 | 1 |
| 8 | Ramirez, B | TWI | R | .172 | 35 | 99 | 9 | 17 | 27 | 4 | 0 | 2 | 10 | 17 | 0 | 40 | 0 | 0 | .305 | .273 | .578 | 119 | 1 | 0 | 2 | 3 | 5 |
| 32 | Rivero, G | TWI | S | .071 | 17 | 28 | 2 | 2 | 2 | 0 | 0 | 0 | 0 | 4 | 0 | 12 | 0 | 0 | .188 | .071 | .259 | 32 | 0 | 0 | 0 | 1 | 1 |
| 20 | Robertson, D | PHI | R | .200 | 2 | 5 | 1 | 1 | 1 | 0 | 0 | 0 | 0 | 1 | 0 | 2 | 0 | 0 | .429 | .200 | .629 | 7 | 0 | 0 | 1 | 0 | 0 |
| 20 | Robertson, D | TWI | R | .318 | 7 | 22 | 7 | 7 | 16 | 3 | 0 | 2 | 9 | 5 | 0 | 3 | 0 | 1 | .444 | .727 | 1.171 | 27 | 0 | 0 | 0 | 0 | 0 |
| 20 | Robertson, D | 2 Teams | R | .296 | 9 | 27 | 8 | 8 | 17 | 3 | 0 | 2 | 9 | 6 | 0 | 5 | 0 | 1 | .441 | .630 | 1.071 | 34 | 0 | 0 | 1 | 0 | 0 |
| 41 | Rodriguez, A | TWI | R | .095 | 10 | 21 | 4 | 2 | 5 | 0 | 0 | 1 | 2 | 4 | 0 | 10 | 0 | 0 | .269 | .238 | .507 | 26 | 0 | 0 | 1 | 0 | 1 |
| 46 | Ross, B | TWI | R | .111 | 2 | 9 | 1 | 1 | 2 | 1 | 0 | 0 | 0 | 1 | 0 | 3 | 0 | 0 | .200 | .222 | .422 | 10 | 0 | 0 | 0 | 0 | 0 |
| 66 | Sanó, M | TWI | R | .313 | 5 | 16 | 3 | 5 | 12 | 1 | 0 | 2 | 4 | 3 | 0 | 2 | 1 | 0 | .421 | .750 | 1.171 | 19 | 0 | 0 | 0 | 0 | 0 |
| 48 | Sayre, A | TWI | R | .182 | 3 | 11 | 2 | 2 | 4 | 0 | 1 | 0 | 3 | 2 | 0 | 5 | 0 | 0 | .308 | .364 | .672 | 13 | 0 | 0 | 0 | 0 | 0 |
| 58 | Schobel, T | TWI | R | .200 | 4 | 15 | 3 | 3 | 4 | 1 | 0 | 0 | 1 | 1 | 0 | 3 | 1 | 0 | .250 | .267 | .517 | 16 | 0 | 0 | 0 | 0 | 1 |
| 49 | Shuffield, D | TWI | R | .500 | 3 | 10 | 4 | 5 | 8 | 0 | 0 | 1 | 2 | 3 | 0 | 0 | 0 | 0 | .615 | .800 | 1.415 | 13 | 0 | 0 | 0 | 0 | 0 |
| 39 | Smith, L | TWI | R | .000 | 1 | 3 | 0 | 0 | 0 | 0 | 0 | 0 | 0 | 1 | 0 | 1 | 0 | 0 | .250 | .000 | .250 | 4 | 0 | 0 | 0 | 0 | 0 |
| 40 | Sosa, M | TWI | R | .197 | 20 | 66 | 14 | 13 | 20 | 4 | 0 | 1 | 5 | 8 | 0 | 26 | 0 | 0 | .293 | .303 | .596 | 75 | 0 | 0 | 1 | 1 | 0 |
| 5 | Soto, Y | TWI | R | .204 | 39 | 113 | 18 | 23 | 40 | 8 | 0 | 3 | 15 | 18 | 0 | 46 | 2 | 2 | .313 | .354 | .667 | 131 | 0 | 0 | 0 | 0 | 6 |
| 59 | Urbina, M | TWI | R | .250 | 10 | 40 | 3 | 10 | 14 | 4 | 0 | 0 | 5 | 2 | 0 | 9 | 1 | 1 | .326 | .350 | .676 | 46 | 0 | 1 | 3 | 1 | 0 |
| 38 | Vasquez, A | TWI | S | .194 | 15 | 31 | 4 | 6 | 7 | 1 | 0 | 0 | 2 | 4 | 0 | 4 | 0 | 0 | .359 | .226 | .585 | 39 | 0 | 0 | 4 | 1 | 4 |
| 39 | Yake, E | TWI | L | .071 | 4 | 14 | 2 | 1 | 1 | 0 | 0 | 0 | 1 | 1 | 0 | 6 | 1 | 0 | .133 | .071 | .204 | 15 | 0 | 0 | 0 | 0 | 0 |
| TWI | | | | .219 | 55 | 1719 | 254 | 376 | 603 | 88 | 14 | 37 | 221 | 259 | 2 | 571 | 50 | 27 | .334 | .351 | .685 | 2030 | 1 | 8 | 43 | 26 | 77 |
| OPP | | | | .237 | 55 | 1788 | 273 | 424 | 624 | 95 | 12 | 27 | 227 | 195 | 0 | 540 | 91 | 18 | .325 | .349 | .674 | 2043 | 1 | 15 | 44 | 16 | |

FCL Twins Pitching - 2022 - Regular Season - All Players

| # | Player | Team | T | W | L | ERA | G | GS | CG | SHO | GF | HLD | SV | SVO | IP | H | R | ER | HR | HB | BB | IBB | SO | AVG | WP | BK | GIDP | TBF |
|------------|--------------|---------|---|-----------|-----------|-------------|-----------|-----------|----------|----------|-----------|-----------|-----------|-----------|--------------|------------|------------|------------|-----------|-----------|------------|----------|------------|-------------|-----------|-----------|-----------|-------------|
| 15 | Aria, D | TWI | L | 1 | 3 | 5.34 | 11 | 7 | 0 | 0 | 1 | 1 | 0 | 0 | 28.2 | 30 | 24 | 17 | 3 | 5 | 13 | 0 | 39 | .261 | 3 | 1 | 2 | 133 |
| 26 | Banks, P | TWI | R | 1 | 2 | 2.63 | 8 | 0 | 0 | 0 | 4 | 0 | 0 | 1 | 13.2 | 11 | 5 | 4 | 2 | 0 | 3 | 0 | 14 | .212 | 2 | 0 | 0 | 55 |
| 46 | Bashlor, T | TWI | R | 0 | 0 | 0.00 | 1 | 0 | 0 | 0 | 0 | 0 | 0 | 0 | 1.0 | 0 | 0 | 0 | 0 | 1 | 0 | 0 | 0 | .000 | 0 | 0 | 0 | 4 |
| 49 | Beck, T | TWI | R | 0 | 0 | 0.00 | 1 | 0 | 0 | 0 | 0 | 0 | 0 | 0 | 1.0 | 0 | 0 | 0 | 0 | 0 | 0 | 0 | 1 | .000 | 0 | 0 | 0 | 3 |
| 17 | Bellair, C | TWI | R | 1 | 1 | 1.61 | 14 | 0 | 0 | 0 | 7 | 2 | 0 | 0 | 22.1 | 17 | 9 | 4 | 1 | 2 | 6 | 0 | 20 | .218 | 2 | 0 | 1 | 87 |
| 51 | Boadas, M | TWI | R | 3 | 2 | 5.53 | 12 | 0 | 0 | 0 | 4 | 0 | 2 | 4 | 27.2 | 34 | 21 | 17 | 2 | 6 | 9 | 0 | 25 | .296 | 1 | 0 | 1 | 132 |
| 62 | Boyle, M | TWI | L | 1 | 0 | 0.00 | 3 | 0 | 0 | 0 | 0 | 0 | 0 | 0 | 4.0 | 4 | 0 | 0 | 0 | 0 | 1 | 0 | 4 | .267 | 0 | 0 | 0 | 16 |
| 70 | Canterino, M | TWI | R | 0 | 0 | 3.38 | 2 | 2 | 0 | 0 | 0 | 0 | 0 | 0 | 2.2 | 3 | 1 | 1 | 1 | 0 | 1 | 0 | 4 | .300 | 0 | 0 | 0 | 11 |
| 54 | Cleto, T | TWI | R | 1 | 2 | 4.55 | 9 | 2 | 0 | 0 | 3 | 0 | 2 | 3 | 29.2 | 27 | 15 | 15 | 1 | 5 | 3 | 0 | 31 | .227 | 5 | 0 | 0 | 127 |
| 39 | Culpepper, C | TWI | R | 0 | 0 | 0.00 | 1 | 0 | 0 | 0 | 0 | 1 | 0 | 0 | 1.0 | 0 | 0 | 0 | 0 | 1 | 1 | 0 | 1 | .000 | 0 | 0 | 0 | 5 |
| 54 | Dobnak, R | TWI | R | 0 | 0 | 0.00 | 2 | 2 | 0 | 0 | 0 | 0 | 0 | 0 | 3.0 | 4 | 0 | 0 | 0 | 0 | 0 | 0 | 4 | .308 | 0 | 0 | 0 | 13 |
| 58 | Edwards, J | TWI | L | 0 | 0 | 0.00 | 2 | 0 | 0 | 0 | 0 | 0 | 0 | 0 | 2.0 | 1 | 0 | 0 | 0 | 0 | 3 | 0 | 1 | .143 | 0 | 0 | 0 | 10 |
| 44 | Feliz, R | TWI | R | 0 | 0 | 0.00 | 1 | 0 | 0 | 0 | 0 | 0 | 0 | 0 | 1.0 | 0 | 0 | 0 | 0 | 0 | 1 | 0 | 2 | .000 | 0 | 0 | 0 | 4 |
| 35 | Gaff, T | TWI | R | 1 | 0 | 4.15 | 5 | 0 | 0 | 0 | 2 | 0 | 0 | 0 | 4.1 | 6 | 2 | 2 | 0 | 0 | 1 | 0 | 6 | .353 | 0 | 0 | 0 | 18 |
| 25 | German, G | TWI | R | 0 | 2 | 14.73 | 3 | 0 | 0 | 0 | 2 | 0 | 0 | 1 | 3.2 | 5 | 8 | 6 | 2 | 2 | 7 | 0 | 2 | .357 | 1 | 0 | 1 | 23 |
| 52 | Grace, R | TWI | R | 0 | 0 | 0.00 | 1 | 0 | 0 | 0 | 0 | 0 | 0 | 0 | 1.0 | 1 | 0 | 0 | 0 | 0 | 0 | 0 | 1 | .333 | 0 | 0 | 0 | 3 |
| 18 | Hajjar, S | TWI | L | 0 | 0 | 21.60 | 1 | 1 | 0 | 0 | 0 | 0 | 0 | 0 | 1.2 | 3 | 5 | 4 | 0 | 0 | 4 | 0 | 2 | .375 | 0 | 0 | 0 | 12 |
| 20 | Heller, B | TWI | R | 0 | 1 | 6.43 | 4 | 2 | 0 | 0 | 0 | 0 | 0 | 0 | 7.0 | 5 | 6 | 5 | 0 | 3 | 7 | 0 | 6 | .192 | 3 | 0 | 0 | 36 |
| 68 | Horstman, R | TWI | L | 1 | 0 | 1.29 | 5 | 4 | 0 | 0 | 0 | 0 | 0 | 0 | 7.0 | 3 | 2 | 1 | 0 | 0 | 0 | 0 | 8 | .130 | 1 | 0 | 0 | 24 |
| 20 | Jones, K | TWI | R | 0 | 0 | 0.00 | 1 | 0 | 0 | 0 | 0 | 1 | 0 | 0 | 1.0 | 0 | 0 | 0 | 0 | 0 | 0 | 0 | 0 | .000 | 0 | 0 | 0 | 3 |
| 40 | Klein, J | TWI | R | 0 | 0 | 0.00 | 2 | 0 | 0 | 0 | 0 | 0 | 0 | 0 | 2.0 | 1 | 0 | 0 | 0 | 0 | 1 | 0 | 2 | .125 | 0 | 0 | 0 | 9 |
| 65 | Labas, A | TWI | R | 0 | 0 | 0.00 | 3 | 1 | 0 | 0 | 0 | 0 | 0 | 0 | 4.0 | 1 | 0 | 0 | 0 | 1 | 0 | 0 | 4 | .077 | 0 | 0 | 0 | 14 |
| 43 | Landaeta, Y | TWI | R | 1 | 2 | 5.03 | 10 | 0 | 0 | 0 | 1 | 2 | 0 | 1 | 19.2 | 13 | 12 | 11 | 0 | 3 | 22 | 0 | 28 | .188 | 3 | 1 | 0 | 95 |
| 45 | Lavallee, J | TWI | R | 1 | 0 | 2.89 | 3 | 1 | 0 | 0 | 1 | 0 | 0 | 0 | 9.1 | 8 | 3 | 3 | 0 | 0 | 2 | 0 | 6 | .216 | 0 | 0 | 0 | 39 |
| 47 | Maldonado, C | TWI | L | 2 | 1 | 3.54 | 9 | 2 | 0 | 0 | 1 | 1 | 0 | 0 | 20.1 | 18 | 13 | 8 | 2 | 0 | 11 | 0 | 18 | .225 | 1 | 1 | 1 | 91 |
| 48 | Matthews, Z | TWI | R | 0 | 0 | 0.00 | 1 | 0 | 0 | 0 | 0 | 1 | 0 | 0 | 1.0 | 1 | 0 | 0 | 0 | 0 | 0 | 0 | 2 | .250 | 0 | 0 | 0 | 4 |
| 22 | Medina, B | TWI | R | 1 | 0 | 6.46 | 10 | 7 | 0 | 0 | 0 | 0 | 0 | 0 | 23.2 | 19 | 21 | 17 | 1 | 2 | 20 | 0 | 24 | .216 | 5 | 1 | 2 | 111 |
| 52 | Mineo, R | TWI | R | 0 | 0 | 0.00 | 1 | 0 | 0 | 0 | 0 | 0 | 0 | 0 | 1.0 | 0 | 0 | 0 | 0 | 0 | 0 | 0 | 1 | .000 | 0 | 0 | 0 | 3 |
| 50 | Moreno, D | TWI | R | 0 | 2 | 5.76 | 15 | 0 | 0 | 0 | 6 | 1 | 2 | 4 | 25.0 | 32 | 25 | 16 | 0 | 4 | 9 | 0 | 21 | .305 | 2 | 1 | 3 | 118 |
| 46 | Morris, A | TWI | R | 0 | 0 | 0.00 | 1 | 0 | 0 | 0 | 0 | 1 | 0 | 0 | 1.0 | 0 | 0 | 0 | 0 | 0 | 0 | 0 | 1 | .000 | 0 | 0 | 0 | 3 |
| 25 | Noble, J | TWI | R | 1 | 0 | 0.00 | 2 | 0 | 0 | 0 | 0 | 0 | 0 | 0 | 2.0 | 3 | 0 | 0 | 0 | 0 | 1 | 0 | 3 | .333 | 0 | 0 | 0 | 10 |
| 48 | Nunez, J | ORI | R | 0 | 0 | 3.00 | 2 | 1 | 0 | 0 | 0 | 0 | 0 | 1 | 6.0 | 9 | 6 | 2 | 2 | 0 | 1 | 0 | 9 | .321 | 0 | 0 | 0 | 29 |
| 48 | Nunez, J | TWI | R | 0 | 2 | 4.85 | 8 | 7 | 0 | 0 | 0 | 1 | 0 | 0 | 29.2 | 27 | 19 | 16 | 2 | 2 | 10 | 0 | 47 | .233 | 4 | 0 | 1 | 130 |
| 48 | Nunez, J | 2 Teams | R | 0 | 2 | 4.54 | 10 | 8 | 0 | 0 | 0 | 1 | 0 | 1 | 35.2 | 36 | 25 | 18 | 4 | 2 | 11 | 0 | 56 | .250 | 4 | 0 | 1 | 159 |
| 33 | Olivares, J | TWI | R | 2 | 2 | 4.01 | 10 | 4 | 0 | 0 | 1 | 0 | 1 | 2 | 33.2 | 28 | 17 | 15 | 4 | 0 | 17 | 0 | 40 | .217 | 7 | 1 | 0 | 148 |
| 52 | Olsen, J | TWI | R | 0 | 0 | 1.04 | 6 | 0 | 0 | 0 | 0 | 2 | 0 | 0 | 8.2 | 6 | 1 | 1 | 0 | 0 | 2 | 0 | 8 | .200 | 1 | 0 | 0 | 32 |
| 21 | Peguero, F | TWI | R | 0 | 1 | 12.46 | 4 | 0 | 0 | 0 | 0 | 0 | 0 | 0 | 4.1 | 8 | 6 | 6 | 0 | 1 | 0 | 0 | 5 | .400 | 0 | 0 | 0 | 22 |
| 55 | Perez, E | TWI | L | 3 | 0 | 3.86 | 11 | 0 | 0 | 0 | 3 | 0 | 0 | 0 | 11.2 | 11 | 7 | 5 | 0 | 0 | 8 | 0 | 20 | .234 | 0 | 0 | 0 | 55 |
| 45 | Phillips, A | TWI | R | 2 | 0 | 0.00 | 2 | 0 | 0 | 0 | 0 | 0 | 0 | 0 | 2.0 | 0 | 0 | 0 | 0 | 0 | 0 | 0 | 2 | .000 | 0 | 0 | 0 | 6 |
| 37 | Ponce, L | TWI | R | 0 | 0 | 5.40 | 5 | 0 | 0 | 0 | 1 | 1 | 0 | 0 | 3.1 | 2 | 3 | 2 | 0 | 0 | 5 | 0 | 3 | .154 | 1 | 0 | 0 | 18 |
| 49 | Puentes, Z | TWI | R | 1 | 0 | 0.00 | 2 | 0 | 0 | 0 | 0 | 1 | 0 | 0 | 2.0 | 0 | 0 | 0 | 0 | 0 | 2 | 0 | 1 | .000 | 2 | 0 | 0 | 7 |
| 61 | Reyes, W | TWI | L | 0 | 2 | 6.43 | 11 | 1 | 0 | 0 | 5 | 1 | 0 | 0 | 21.0 | 32 | 21 | 15 | 2 | 1 | 8 | 0 | 31 | .344 | 4 | 1 | 1 | 104 |
| 68 | Rijo, L | TWI | R | 0 | 0 | 1.20 | 6 | 5 | 0 | 0 | 0 | 0 | 0 | 0 | 15.0 | 12 | 2 | 2 | 0 | 2 | 3 | 0 | 18 | .214 | 0 | 1 | 0 | 61 |
| 53 | Rivera, I | TWI | R | 0 | 1 | 3.52 | 15 | 0 | 0 | 0 | 12 | 1 | 4 | 5 | 15.1 | 12 | 7 | 6 | 0 | 1 | 5 | 0 | 25 | .207 | 2 | 1 | 0 | 67 |
| 58 | Rojas, J | ORI | L | 1 | 0 | 0.00 | 3 | 2 | 0 | 0 | 0 | 0 | 0 | 0 | 8.2 | 4 | 0 | 0 | 0 | 0 | 5 | 0 | 12 | .148 | 0 | 0 | 0 | 32 |
| 58 | Rojas, J | TWI | L | 1 | 2 | 3.60 | 8 | 5 | 0 | 0 | 0 | 0 | 0 | 0 | 30.0 | 23 | 12 | 12 | 3 | 2 | 4 | 0 | 38 | .209 | 0 | 0 | 3 | 116 |
| 58 | Rojas, J | 2 Teams | L | 2 | 2 | 2.79 | 11 | 7 | 0 | 0 | 0 | 0 | 0 | 0 | 38.2 | 27 | 12 | 12 | 3 | 2 | 9 | 0 | 50 | .197 | 0 | 0 | 3 | 148 |
| 95 | Stewart, B | TWI | R | 0 | 1 | 9.00 | 1 | 1 | 0 | 0 | 0 | 0 | 0 | 0 | 2.0 | 3 | 2 | 2 | 0 | 0 | 0 | 0 | 2 | .333 | 0 | 0 | 0 | 9 |
| 52 | Toledo, J | TWI | L | 0 | 0 | 0.00 | 1 | 1 | 0 | 0 | 0 | 0 | 0 | 0 | 1.0 | 0 | 0 | 0 | 0 | 0 | 1 | 0 | 0 | .000 | 0 | 0 | 0 | 4 |
| 89 | Veen, Z | TWI | L | 0 | 1 | 3.00 | 3 | 0 | 0 | 0 | 0 | 1 | 0 | 0 | 3.0 | 2 | 1 | 1 | 1 | 0 | 0 | 0 | 4 | .182 | 0 | 0 | 0 | 11 |
| 24 | Velez, R | TWI | R | 0 | 0 | 3.68 | 8 | 0 | 0 | 0 | 1 | 1 | 0 | 1 | 7.1 | 7 | 3 | 3 | 0 | 0 | 4 | 0 | 12 | .241 | 3 | 0 | 0 | 33 |
| 59 | Wood, H | TWI | R | 0 | 0 | 0.00 | 1 | 0 | 0 | 0 | 0 | 0 | 0 | 0 | 1.0 | 1 | 0 | 0 | 0 | 0 | 0 | 0 | 3 | .250 | 0 | 0 | 0 | 4 |
| TWI | | | | 25 | 30 | 4.20 | 55 | 55 | 0 | 3 | 55 | 20 | 11 | 22 | 463.1 | 424 | 273 | 216 | 27 | 44 | 195 | 0 | 540 | .237 | 53 | 9 | 16 | 2043 |
| OPP | | | | 30 | 25 | 4.14 | 55 | 55 | 0 | 6 | 55 | 11 | 17 | 26 | 467.1 | 376 | 255 | 215 | 37 | 43 | 259 | 2 | 571 | .219 | 99 | 10 | 26 | 2030 |

Florida Complex League Standings - 2022 - Regular Season

| FCL East | W | L | PCT | GB | L10 | STRK | HOME | ROAD | RS | RA | DIFF |
|-------------------|----------|----------|------------|-----------|------------|-------------|-------------|-------------|-----------|-----------|-------------|
| #-FCL Mets | 33 | 22 | .600 | - | 6-4 | L2 | 19-8 | 14-14 | 261 | 219 | 42 |
| FCL Nationals | 33 | 22 | .600 | - | 5-5 | W2 | 17-11 | 16-11 | 279 | 244 | 35 |
| FCL Marlins | 31 | 24 | .564 | 2.0 | 6-4 | W5 | 15-13 | 16-11 | 269 | 239 | 30 |
| FCL Astros Orange | 26 | 28 | .481 | 6.5 | 4-6 | W1 | 13-14 | 13-14 | 276 | 241 | 35 |
| FCL Cardinals | 25 | 29 | .463 | 7.5 | 6-4 | L1 | 12-15 | 13-14 | 213 | 254 | -41 |
| FCL Astros Blue | 15 | 38 | .283 | 17.0 | 3-7 | L4 | 7-19 | 8-19 | 193 | 294 | -101 |
| FCL North | W | L | PCT | GB | L10 | STRK | HOME | ROAD | RS | RA | DIFF |
| #-FCL Yankees | 38 | 17 | .691 | - | 6-4 | W1 | 21-7 | 17-10 | 367 | 247 | 120 |
| FCL Blue Jays | 28 | 27 | .509 | 10.0 | 2-8 | L1 | 13-15 | 15-12 | 244 | 266 | -22 |
| FCL Phillies | 26 | 29 | .473 | 12.0 | 9-1 | W4 | 12-15 | 14-14 | 267 | 264 | 3 |
| FCL Tigers | 18 | 37 | .327 | 20.0 | 3-7 | L4 | 10-17 | 8-20 | 251 | 352 | -101 |
| FCL South | W | L | PCT | GB | L10 | STRK | HOME | ROAD | RS | RA | DIFF |
| #-FCL Rays | 39 | 16 | .709 | - | 6-4 | W3 | 23-4 | 16-12 | 344 | 200 | 144 |
| FCL Red Sox | 35 | 20 | .636 | 4.0 | 5-5 | W1 | 18-10 | 17-10 | 291 | 226 | 65 |
| FCL Pirates | 30 | 25 | .545 | 9.0 | 3-7 | L2 | 13-15 | 17-10 | 282 | 261 | 21 |
| FCL Twins | 25 | 30 | .455 | 14.0 | 4-6 | L3 | 11-16 | 14-14 | 255 | 273 | -18 |
| FCL Braves | 20 | 35 | .364 | 19.0 | 6-4 | L1 | 13-15 | 7-20 | 224 | 303 | -79 |
| FCL Orioles | 16 | 39 | .291 | 23.0 | 6-4 | W2 | 7-20 | 9-19 | 236 | 369 | -133 |

- Clinched Division

DSL Twins Hitting - 2022 - Regular Season - All Players

| # | Player | Team | B | AVG | G | AB | R | H | TB | 2B | 3B | HR | RBI | BB | IBB | SO | SB | CS | OBP | SLG | OPS | PA | SAC | SF | HBP | GIDP | E |
|----------------|--------------|---------|---|-------------|-----------|-------------|------------|------------|------------|------------|-----------|-----------|------------|------------|----------|------------|------------|-----------|-------------|-------------|-------------|-------------|----------|-----------|-----------|-----------|------------|
| 13 | Acuna, B | DSL TWI | R | .310 | 43 | 145 | 33 | 45 | 57 | 12 | 0 | 0 | 16 | 20 | 0 | 36 | 9 | 4 | .409 | .393 | .802 | 171 | 0 | 1 | 5 | 1 | 13 |
| 4 | Cruz, R | DSL TWI | R | .349 | 34 | 106 | 27 | 37 | 69 | 5 | 3 | 7 | 27 | 17 | 1 | 29 | 5 | 4 | .445 | .651 | 1.096 | 128 | 0 | 2 | 3 | 1 | 10 |
| 4 | Cruz, R | TWI | R | .203 | 18 | 59 | 8 | 12 | 23 | 3 | 1 | 2 | 11 | 6 | 0 | 17 | 0 | 1 | .309 | .390 | .699 | 68 | 0 | 0 | 3 | 2 | 3 |
| 4 | Cruz, R | 2 Teams | R | .297 | 52 | 165 | 35 | 49 | 92 | 8 | 4 | 9 | 38 | 23 | 1 | 46 | 5 | 5 | .398 | .558 | .956 | 196 | 0 | 2 | 6 | 3 | 13 |
| 8 | Del Valle, J | DSL TWI | R | .290 | 38 | 93 | 20 | 27 | 37 | 5 | 1 | 1 | 12 | 12 | 0 | 16 | 3 | 3 | .387 | .398 | .785 | 111 | 0 | 2 | 4 | 1 | 0 |
| 41 | Duran, R | DSL TWI | R | .000 | 11 | 0 | 0 | 0 | 0 | 0 | 0 | 0 | 0 | 0 | 0 | 0 | 0 | 0 | .000 | .000 | .000 | 0 | 0 | 0 | 0 | 0 | 0 |
| 32 | Gervis, D | DSL TWI | S | .272 | 42 | 114 | 21 | 31 | 45 | 5 | 3 | 1 | 12 | 17 | 0 | 30 | 8 | 7 | .368 | .395 | .763 | 133 | 0 | 1 | 1 | 5 | 10 |
| 60 | Grant, H | DSL TWI | R | .298 | 45 | 121 | 22 | 36 | 57 | 6 | 3 | 3 | 23 | 14 | 0 | 36 | 10 | 8 | .370 | .471 | .841 | 138 | 0 | 2 | 1 | 1 | 1 |
| 61 | Herrera, Y | DSL TWI | S | .181 | 43 | 116 | 15 | 21 | 36 | 6 | 3 | 1 | 11 | 30 | 0 | 40 | 10 | 6 | .349 | .310 | .659 | 149 | 0 | 2 | 1 | 2 | 9 |
| 16 | Marino, J | DSL TWI | R | .295 | 34 | 78 | 16 | 23 | 28 | 5 | 0 | 0 | 9 | 8 | 0 | 13 | 5 | 2 | .370 | .359 | .729 | 94 | 2 | 3 | 3 | 1 | 2 |
| 1 | Mercedes, Y | DSL TWI | R | .355 | 41 | 155 | 34 | 55 | 86 | 13 | 3 | 4 | 20 | 18 | 2 | 35 | 30 | 5 | .420 | .555 | .975 | 176 | 0 | 2 | 1 | 1 | 3 |
| 36 | Nova, A | DSL TWI | L | .355 | 40 | 124 | 20 | 44 | 59 | 8 | 2 | 1 | 19 | 21 | 0 | 26 | 1 | 3 | .456 | .476 | .932 | 149 | 0 | 1 | 3 | 3 | 5 |
| 31 | Pena, D | DSL TWI | R | .304 | 46 | 135 | 30 | 41 | 51 | 7 | 0 | 1 | 22 | 13 | 0 | 22 | 4 | 3 | .403 | .378 | .781 | 159 | 0 | 1 | 10 | 6 | 9 |
| 11 | Pena, I | DSL TWI | S | .341 | 46 | 129 | 24 | 44 | 56 | 4 | 4 | 0 | 20 | 21 | 1 | 14 | 4 | 10 | .432 | .434 | .866 | 157 | 1 | 3 | 2 | 1 | 9 |
| 20 | Pena, R | DSL TWI | R | .227 | 29 | 66 | 12 | 15 | 26 | 2 | 0 | 3 | 13 | 7 | 0 | 23 | 2 | 1 | .307 | .394 | .701 | 75 | 0 | 1 | 1 | 2 | 5 |
| 21 | Peraza, J | DSL TWI | R | .246 | 28 | 65 | 4 | 16 | 18 | 2 | 0 | 0 | 12 | 6 | 0 | 24 | 3 | 3 | .342 | .277 | .619 | 76 | 0 | 1 | 4 | 1 | 6 |
| 5 | Rodriguez, J | DSL TWI | R | .289 | 55 | 190 | 39 | 55 | 115 | 15 | 3 | 13 | 49 | 21 | 0 | 52 | 5 | 0 | .361 | .605 | .966 | 219 | 0 | 5 | 3 | 2 | 1 |
| 15 | Rodriguez, L | DSL TWI | S | .232 | 34 | 82 | 13 | 19 | 28 | 5 | 2 | 0 | 10 | 12 | 0 | 25 | 3 | 5 | .333 | .341 | .674 | 96 | 0 | 1 | 1 | 2 | 2 |
| 27 | Roman, J | DSL TWI | R | .109 | 29 | 55 | 2 | 6 | 6 | 0 | 0 | 0 | 6 | 6 | 0 | 21 | 1 | 1 | .242 | .109 | .351 | 67 | 1 | 1 | 4 | 2 | 1 |
| 59 | Zapata, J | DSL TWI | S | .173 | 33 | 52 | 11 | 9 | 12 | 1 | 1 | 0 | 2 | 7 | 0 | 17 | 3 | 2 | .295 | .231 | .526 | 61 | 0 | 0 | 2 | 1 | 7 |
| DSL TWI | | | | .287 | 60 | 1826 | 343 | 524 | 786 | 101 | 28 | 35 | 283 | 250 | 4 | 459 | 106 | 67 | .382 | .430 | .812 | 2159 | 4 | 29 | 49 | 33 | 109 |
| OPP | | | | .235 | 60 | 1806 | 317 | 425 | 645 | 89 | 19 | 31 | 250 | 249 | 2 | 538 | 93 | 37 | .341 | .357 | .698 | 2136 | 9 | 21 | 50 | 19 | |

DSL Twins Pitching - 2022 - Regular Season - All Players

| # | Player | Team | T | W | L | ERA | G | GS | CG | SHO | GF | HLD | SV | SVO | IP | H | R | ER | HR | HB | BB | IBB | SO | AVG | WP | BK | GIDP | TBF |
|----------------|---------------|---------|---|-----------|-----------|-------------|-----------|-----------|----------|----------|-----------|-----------|-----------|-----------|--------------|------------|------------|------------|-----------|-----------|------------|----------|------------|-------------|-----------|-----------|-----------|-------------|
| 48 | Betancourt, J | DSL TWI | R | 0 | 0 | 6.00 | 5 | 2 | 0 | 0 | 2 | 0 | 1 | 1 | 3.0 | 2 | 5 | 2 | 0 | 0 | 7 | 0 | 5 | .154 | 1 | 1 | 0 | 21 |
| 40 | Bonilla, J | DSL TWI | R | 3 | 0 | 3.91 | 9 | 2 | 0 | 0 | 0 | 1 | 0 | 1 | 25.1 | 24 | 17 | 11 | 5 | 4 | 7 | 0 | 24 | .250 | 2 | 1 | 2 | 109 |
| | Brito, J | DSL TWI | R | 1 | 3 | 3.68 | 12 | 0 | 0 | 0 | 9 | 0 | 1 | 1 | 14.2 | 17 | 12 | 6 | 0 | 2 | 12 | 1 | 16 | .274 | 6 | 0 | 1 | 77 |
| 41 | Duran, R | DSL TWI | R | 4 | 0 | 2.22 | 10 | 5 | 0 | 0 | 2 | 0 | 0 | 0 | 28.1 | 26 | 9 | 7 | 0 | 3 | 14 | 0 | 23 | .243 | 2 | 0 | 1 | 126 |
| 44 | Jimenez, C | DSL TWI | R | 1 | 2 | 3.38 | 10 | 7 | 0 | 0 | 2 | 0 | 1 | 1 | 37.1 | 36 | 22 | 14 | 1 | 4 | 7 | 0 | 49 | .242 | 3 | 0 | 1 | 162 |
| 23 | Lares, C | DSL TWI | L | 2 | 3 | 2.93 | 11 | 11 | 0 | 0 | 0 | 0 | 0 | 0 | 46.0 | 31 | 16 | 15 | 0 | 3 | 20 | 0 | 71 | .188 | 4 | 0 | 2 | 189 |
| 17 | Liendo, B | DSL TWI | R | 1 | 1 | 4.91 | 11 | 0 | 0 | 0 | 6 | 1 | 0 | 1 | 14.2 | 14 | 11 | 8 | 1 | 0 | 9 | 0 | 19 | .255 | 5 | 1 | 2 | 64 |
| 22 | Lopez, J | DSL TWI | R | 0 | 1 | 4.50 | 15 | 3 | 0 | 0 | 6 | 1 | 2 | 5 | 24.0 | 28 | 13 | 12 | 2 | 1 | 3 | 0 | 29 | .280 | 0 | 1 | 0 | 106 |
| 50 | Lugo, L | DSL TWI | R | 3 | 3 | 10.94 | 15 | 1 | 0 | 0 | 5 | 1 | 1 | 5 | 26.1 | 31 | 36 | 32 | 5 | 8 | 24 | 1 | 34 | .290 | 9 | 1 | 0 | 144 |
| 37 | Machuca, E | DSL TWI | R | 0 | 2 | 16.20 | 13 | 1 | 0 | 0 | 3 | 0 | 0 | 2 | 13.1 | 20 | 27 | 24 | 1 | 0 | 25 | 0 | 23 | .333 | 13 | 0 | 0 | 86 |
| 16 | Marino, J | DSL TWI | R | 0 | 1 | 5.40 | 2 | 0 | 0 | 0 | 2 | 0 | 0 | 0 | 5.0 | 5 | 5 | 3 | 0 | 0 | 2 | 0 | 0 | .278 | 0 | 0 | 0 | 22 |
| 62 | Mercedes, J | DSL TWI | R | 1 | 0 | 5.51 | 12 | 1 | 0 | 0 | 3 | 0 | 1 | 2 | 16.1 | 15 | 18 | 10 | 5 | 1 | 16 | 0 | 26 | .231 | 3 | 0 | 0 | 83 |
| 47 | Narvaez, A | DSL TWI | R | 2 | 0 | 3.62 | 11 | 4 | 0 | 0 | 2 | 0 | 1 | 1 | 27.1 | 26 | 15 | 11 | 0 | 0 | 10 | 0 | 39 | .245 | 3 | 1 | 1 | 117 |
| 55 | Ojo, J | DSL TWI | R | 1 | 0 | 4.40 | 11 | 1 | 0 | 0 | 5 | 0 | 1 | 1 | 14.1 | 7 | 16 | 7 | 1 | 1 | 15 | 0 | 13 | .140 | 4 | 0 | 1 | 67 |
| 49 | Olivares, M | DSL TWI | R | 1 | 2 | 1.44 | 12 | 8 | 0 | 0 | 2 | 2 | 0 | 0 | 50.0 | 27 | 13 | 8 | 0 | 6 | 20 | 0 | 54 | .157 | 7 | 1 | 4 | 200 |
| 25 | Paredes, O | DSL TWI | R | 2 | 4 | 6.99 | 13 | 6 | 0 | 0 | 3 | 1 | 1 | 2 | 28.1 | 41 | 30 | 22 | 3 | 3 | 20 | 0 | 25 | .347 | 2 | 2 | 1 | 143 |
| 43 | Rubio, O | DSL TWI | R | 5 | 2 | 3.94 | 14 | 1 | 0 | 0 | 3 | 3 | 1 | 2 | 32.0 | 22 | 21 | 14 | 1 | 9 | 21 | 0 | 36 | .193 | 6 | 1 | 1 | 146 |
| 33 | Soriano, E | DSL TWI | R | 1 | 2 | 2.13 | 11 | 1 | 0 | 0 | 5 | 0 | 1 | 2 | 25.1 | 22 | 10 | 6 | 3 | 1 | 7 | 0 | 19 | .229 | 3 | 0 | 1 | 105 |
| 12 | Taveras, L | DSL TWI | R | 4 | 2 | 3.70 | 10 | 6 | 0 | 0 | 0 | 0 | 0 | 0 | 41.1 | 31 | 21 | 17 | 3 | 4 | 10 | 0 | 33 | .203 | 2 | 0 | 1 | 169 |
| DSL TWI | | | | 32 | 28 | 4.34 | 60 | 60 | 0 | 6 | 60 | 10 | 12 | 27 | 473.0 | 425 | 317 | 228 | 31 | 50 | 249 | 2 | 538 | .235 | 75 | 10 | 19 | 2136 |
| OPP | | | | 28 | 32 | 4.91 | 60 | 60 | 0 | 2 | 60 | 5 | 10 | 22 | 473.0 | 524 | 343 | 258 | 35 | 49 | 250 | 4 | 459 | .287 | 87 | 6 | 33 | 2159 |

Dominican Summer League Standings - 2022 - Regular Season

| DSL North | W | L | PCT | GB | L10 | STRK | HOME | ROAD | RS | RA | DIFF |
|--------------------------|----------|----------|------------|-----------|------------|-------------|-------------|-------------|-----------|-----------|-------------|
| DSL BOS Blue | 44 | 16 | .733 | - | 7-3 | L1 | 22-8 | 22-8 | 395 | 240 | 155 |
| DSL BOS Red | 36 | 23 | .610 | 7.5 | 8-2 | W5 | 20-9 | 16-14 | 334 | 234 | 100 |
| DSL HOU Orange | 36 | 23 | .610 | 7.5 | 9-1 | W3 | 18-11 | 18-12 | 331 | 292 | 39 |
| DSL KC Glass | 31 | 28 | .525 | 12.5 | 5-5 | W2 | 12-17 | 19-11 | 234 | 231 | 3 |
| DSL CLE Blue | 31 | 29 | .517 | 13.0 | 3-7 | L4 | 13-17 | 18-12 | 309 | 325 | -16 |
| DSL HOU Blue | 23 | 37 | .383 | 21.0 | 4-6 | W1 | 9-21 | 14-16 | 237 | 291 | -54 |
| DSL CLE Red | 17 | 42 | .288 | 26.5 | 2-8 | L2 | 10-20 | 7-22 | 326 | 456 | -130 |
| DSL KC Stewart | 17 | 43 | .283 | 27.0 | 2-8 | L2 | 10-20 | 7-23 | 274 | 410 | -136 |
| DSL South | W | L | PCT | GB | L10 | STRK | HOME | ROAD | RS | RA | DIFF |
| DSL Rockies | 41 | 19 | .683 | - | 8-2 | W4 | 20-10 | 21-9 | 376 | 307 | 69 |
| DSL Angels | 35 | 25 | .583 | 6.0 | 6-4 | L1 | 18-12 | 17-13 | 372 | 339 | 33 |
| DSL Colorado | 34 | 26 | .567 | 7.0 | 5-5 | L3 | 19-11 | 15-15 | 306 | 278 | 28 |
| DSL Cardinals | 33 | 26 | .559 | 7.5 | 6-4 | L2 | 15-14 | 18-12 | 357 | 314 | 43 |
| DSL Mariners | 32 | 27 | .542 | 8.5 | 3-7 | L3 | 16-14 | 16-13 | 307 | 303 | 4 |
| DSL Twins | 32 | 28 | .533 | 9.0 | 4-6 | L3 | 16-14 | 16-14 | 343 | 317 | 26 |
| DSL Nationals | 29 | 31 | .483 | 12.0 | 4-6 | L2 | 17-13 | 12-18 | 267 | 277 | -10 |
| DSL Giants Orange | 26 | 32 | .448 | 14.0 | 6-4 | W2 | 10-18 | 16-14 | 266 | 310 | -44 |
| DSL Giants Black | 22 | 38 | .367 | 19.0 | 4-6 | W2 | 13-17 | 9-21 | 256 | 330 | -74 |
| DSL Northeast | W | L | PCT | GB | L10 | STRK | HOME | ROAD | RS | RA | DIFF |
| DSL PIT Gold | 44 | 15 | .746 | - | 9-1 | W6 | 24-6 | 20-9 | 334 | 195 | 139 |
| DSL Mets 1 | 31 | 28 | .525 | 13.0 | 5-5 | W1 | 12-17 | 19-11 | 285 | 278 | 7 |
| DSL NYY Yankees | 30 | 28 | .517 | 13.5 | 7-3 | W1 | 13-16 | 17-12 | 353 | 292 | 61 |
| DSL NYY Bombers | 27 | 33 | .450 | 17.5 | 3-7 | L1 | 18-12 | 9-21 | 332 | 338 | -6 |
| DSL PIT Black | 26 | 33 | .441 | 18.0 | 5-5 | L1 | 15-15 | 11-18 | 262 | 334 | -72 |
| DSL Mets 2 | 24 | 33 | .421 | 19.0 | 5-5 | L1 | 10-19 | 14-14 | 289 | 320 | -31 |
| DSL Cubs Blue | 23 | 37 | .383 | 21.5 | 3-7 | L2 | 13-17 | 10-20 | 231 | 342 | -111 |
| DSL Cubs Red | 22 | 38 | .367 | 22.5 | 3-7 | W1 | 12-18 | 10-20 | 249 | 311 | -62 |
| DSL Northwest | W | L | PCT | GB | L10 | STRK | HOME | ROAD | RS | RA | DIFF |
| DSL LAD Mega | 37 | 22 | .627 | - | 7-3 | W1 | 26-3 | 11-19 | 420 | 340 | 80 |
| DSL Braves | 36 | 24 | .600 | 1.5 | 7-3 | W2 | 20-10 | 16-14 | 277 | 236 | 41 |
| DSL LAD Bautista | 34 | 25 | .576 | 3.0 | 7-3 | L1 | 18-11 | 16-14 | 368 | 309 | 59 |
| DSL Marlins | 31 | 26 | .544 | 5.0 | 6-4 | L2 | 18-10 | 13-16 | 310 | 283 | 27 |
| DSL Athletics | 26 | 32 | .448 | 10.5 | 4-6 | W2 | 15-15 | 11-17 | 312 | 342 | -30 |
| DSL Tampa Bay | 25 | 31 | .446 | 10.5 | 4-6 | L2 | 12-16 | 13-15 | 283 | 322 | -39 |
| DSL Rays | 25 | 34 | .424 | 12.0 | 3-7 | W3 | 13-16 | 12-18 | 313 | 336 | -23 |
| DSL Miami | 20 | 39 | .339 | 17.0 | 2-8 | W1 | 11-19 | 9-20 | 277 | 409 | -132 |
| DSL Baseball City | W | L | PCT | GB | L10 | STRK | HOME | ROAD | RS | RA | DIFF |
| DSL D-backs Black | 38 | 20 | .655 | - | 7-3 | L1 | 22-8 | 16-12 | 332 | 253 | 79 |
| DSL Padres | 36 | 23 | .610 | 2.5 | 6-4 | W2 | 17-12 | 19-11 | 366 | 297 | 69 |
| DSL Reds | 24 | 26 | .480 | 10.0 | 5-5 | L2 | 13-12 | 11-14 | 251 | 255 | -4 |
| DSL BAL Orange | 26 | 34 | .433 | 13.0 | 7-3 | W4 | 12-18 | 14-16 | 195 | 230 | -35 |
| DSL BAL Black | 23 | 34 | .404 | 14.5 | 3-7 | L5 | 11-17 | 12-17 | 277 | 284 | -7 |
| DSL D-backs Red | 23 | 35 | .397 | 15.0 | 3-7 | L6 | 15-14 | 8-21 | 292 | 302 | -10 |
| DSL Blue Jays | 18 | 38 | .321 | 19.0 | 3-7 | W1 | 9-20 | 9-18 | 185 | 304 | -119 |
| DSL San Pedro | W | L | PCT | GB | L10 | STRK | HOME | ROAD | RS | RA | DIFF |
| DSL Phillies White | 40 | 19 | .678 | - | 9-1 | W8 | 22-7 | 18-12 | 327 | 247 | 80 |
| DSL TEX Blue | 40 | 19 | .678 | - | 9-1 | W3 | 21-9 | 19-10 | 321 | 230 | 91 |
| DSL Phillies Red | 36 | 23 | .610 | 4.0 | 6-4 | L2 | 19-10 | 17-13 | 288 | 231 | 57 |
| DSL Tigers 2 | 31 | 25 | .554 | 7.5 | 6-4 | W1 | 17-12 | 14-13 | 305 | 232 | 73 |
| DSL White Sox | 32 | 26 | .552 | 7.5 | 8-2 | W3 | 19-10 | 13-16 | 330 | 332 | -2 |
| DSL Brewers 2 | 27 | 32 | .458 | 13.0 | 2-8 | L1 | 19-10 | 8-22 | 288 | 304 | -16 |
| DSL Brewers 1 | 22 | 37 | .373 | 18.0 | 3-7 | W1 | 11-19 | 11-18 | 236 | 298 | -62 |
| DSL Tigers 1 | 22 | 38 | .367 | 18.5 | 3-7 | L2 | 11-19 | 11-19 | 254 | 309 | -55 |
| DSL TEX Red | 21 | 39 | .350 | 19.5 | 3-7 | L1 | 10-20 | 11-19 | 270 | 353 | -83 |