







TWINS MINOR LEAGUE REPORT



Sunday, August 21, 2022

	TEAM	LEVEL	RECORD	YESTERDAY'S SCORE
	St. Paul Saints	TRIPLE-A	56-58; -13.0 GB T-6th in International League West Division	G1: L, 4-5 vs. Scranton/Wilkes-Barre G2: L, 0-4 vs. Scranton/Wilkes-Barre
	Wichita Wind Surge	DOUBLE-A	64-48; - - GB 1st in Texas League North Division	W, 10-7 vs. Tulsa
	Cedar Rapids Kernels	HIGH-A	67-46; - - GB 1st in Midwest League West Division	G1: L, 2-6 vs. Wisconsin G2: W, 8-3 vs. Wisconsin
	Fort Myers Mighty Mussels	LOW-A	61-48; - - GB 1st in Florida State League West Division	L, 2-14 at Palm Beach
	FCL Twins	ROOKIE	25-28; -12.0 GB 4th in Florida Complex League South Division	L, 2-3 vs. FCL Red Sox
	DSL Twins	DSL	32-26; -7.0 GB 6th in Dominican Summer League South Division	L, 9-10 vs. DSL Rockies

	1	2	3	4	5	6	7	R	H	E
Scranton/WB	2	2	0	1	0	0	0	5	8	0
St. Paul	0	0	2	0	0	2	0	4	2	0

Scranton/WB	AB	R	H	RBI	BB	SO	LOB	AVG
Locastro, CF	4	1	1	1	0	0	3	.252
Peraza, SS	3	1	0	0	1	2	2	.257
Evans, RF	3	0	1	1	1	0	0	.234
Guzmán, R, 1B	3	0	0	0	0	1	2	.240
Alvarez, A, 3B	3	0	1	0	0	1	1	.259
Brantly, C	2	2	1	0	1	0	2	.273
McDowell, DH	3	1	2	0	0	0	0	.196
Owings, 2B	2	0	1	2	0	0	0	.207
Pita, LF	2	0	1	1	0	1	2	.189
Krook, P	0	0	0	0	0	0	0	.000
Greene, Z, P	0	0	0	0	0	0	0	.000
Weissert, P	0	0	0	0	0	0	0	.000
Totals	25	5	8	5	3	5	12	.245

BATTING

2B : McDowell (10, Sanchez, M); Owings (3, Thornburg).
HR : Locastro (3, 1st inning off Sanchez, M, 0 on, 0 out).
TB : Alvarez, A; Brantly; Evans; Locastro 4; McDowell 3; Owings 2; Pita.
RBI : Evans (24); Locastro (17); Owings 2 (11); Pita (12).
Runners left in scoring position, 2 out : Peraza 2.
SF : Owings; Pita.
GIDP : Brantly.
Team RISP : 1-for-5.
Team LOB : 5.

FIELDING

DP : (Peraza-Owings-Guzmán, R).

St. Paul	AB	R	H	RBI	BB	SO	LOB	AVG
Palacios, SS	3	1	0	0	1	3	0	.278
Wallner, DH	2	0	0	0	2	1	0	.175
Hamilton, C, C	2	0	0	1	1	0	3	.233
Williams, 1B	2	1	1	2	0	1	1	.250
Contreras, CF	3	0	0	0	0	2	1	.224
Bechtold, 2B	2	0	0	0	1	1	0	.095
Bishop, RF	2	1	1	1	1	1	0	.216
Knight, 3B	2	0	0	0	0	1	2	.143
a-Helman, PH-3B	1	0	0	0	0	1	0	.275
Soto, E, LF	1	1	0	0	1	0	0	.212
b-Andreoli, PH	1	0	0	0	0	0	0	.174
Sanchez, M, P	0	0	0	0	0	0	0	.000
Thornburg, P	0	0	0	0	0	0	0	.000
Schulfer, P	0	0	0	0	0	0	0	.000
Totals	21	4	2	4	7	11	7	.249

a-Struck out for Knight in the 6th. b-Grounded out for Soto, E in the 7th.

BATTING

HR : Williams (4, 6th inning off Greene, Z, 0 on, 0 out); Bishop (2, 6th inning off Greene, Z, 0 on, 2 out).
TB : Bishop 4; Williams 4.
RBI : Bishop (12); Hamilton, C (42); Williams 2 (10).
2-out RBI : Bishop.
Runners left in scoring position, 2 out : Contreras.
SF : Williams.
GIDP : Knight.
Team RISP : 0-for-3.
Team LOB : 4.

BASERUNNING

SB : Soto, E (8, 2nd base off Krook/Brantly).

FIELDING

DP : 2 (Williams; Williams-Palacios-Williams).

Scranton/WB	IP	H	R	ER	BB	SO	HR	ERA
Krook	4.2	0	2	2	7	6	0	4.14
Greene, Z (W, 8-0)	1.1	2	2	2	0	3	2	4.03
Weissert (S, 18)	1.0	0	0	0	0	2	0	1.77
Totals	7.0	2	4	4	7	11	2	3.94

St. Paul	IP	H	R	ER	BB	SO	HR	ERA
Sanchez, M (L, 4-4)	3.0	4	4	4	2	2	1	4.68
Thornburg	2.0	3	1	1	1	2	0	4.15
Schulfer	2.0	1	0	0	0	1	0	4.91
Totals	7.0	8	5	5	3	5	1	5.12

HBP : Guzmán, R (by Thornburg).

Pitches-strikes : Krook 94-52; Greene, Z 28-20; Weissert 15-10; Sanchez, M 57-35; Thornburg 34-22; Schulfer 21-15.

Groundouts-flyouts : Krook 3-2; Greene, Z 0-1; Weissert 1-0; Sanchez, M 0-4; Thornburg 3-0; Schulfer 3-2.

Batters faced : Krook 20; Greene, Z 6; Weissert 3; Sanchez, M 14; Thornburg 10; Schulfer 7.

Inherited runners-scored : Greene, Z 1-0.

Umpires : HP: John Bacon. 1B: Tom Hanahan. 3B: Mark Stewart.

Official Scorer : Josh Deer

Weather : 76 degrees, Partly Cloudy

Wind : 14 mph, L To R

First pitch : 5:08 PM

T : 2:07

Venue : CHS Field

August 20, 2022

	1	2	3	4	5	6	7	R	H	E
Scranton/WB	0	0	0	3	1	0	0	4	9	1
St. Paul	0	0	0	0	0	0	0	0	2	0

Scranton/WB	AB	R	H	RBI	BB	SO	LOB	AVG	St. Paul	AB	R	H	RBI	BB	SO	LOB	AVG
Wade, SS	4	0	0	0	0	2	2	.217	Helman, SS	2	0	0	0	2	0	0	.272
Locastro, CF	4	1	2	0	0	0	1	.259	Wallner, RF	4	0	1	0	0	1	4	.178
Andújar, LF	4	1	2	2	0	0	1	.296	Williams, 1B	2	0	0	0	1	1	1	.227
Rortvedt, DH	2	1	0	0	1	1	1	.167	Contreras, DH	3	0	0	0	0	2	2	.221
Breaux, C	3	0	0	0	0	1	2	.282	Bechtold, 3B	3	0	0	0	0	0	2	.083
Guzmán, R, 1B	3	0	1	0	0	2	2	.241	Andreoli, CF	3	0	1	0	0	1	0	.176
Alvarez, A, 3B	3	0	2	2	0	0	1	.265	Bishop, LF	2	0	0	0	1	1	0	.211
Perkins, B, RF	3	0	0	0	0	3	2	.211	Knight, 2B	2	0	0	0	1	0	2	.133
Bell, 2B	2	1	2	0	0	0	0	.273	Bañuelos, C	2	0	0	0	1	0	0	.219
a-Owings, PH-2B	1	0	0	0	0	1	0	.204	Minaya, P	0	0	0	0	0	0	0	.000
Spence, P	0	0	0	0	0	0	0	.000	Strotman, P	0	0	0	0	0	0	0	.000
Cordero, J, P	0	0	0	0	0	0	0	.000	Moran, P	0	0	0	0	0	0	0	.000
Totals	29	4	9	4	1	10	12	.246	Totals	23	0	2	0	6	6	11	.248

a-Struck out for Bell in the 7th.

BATTING

2B : Bell (2, Minaya); Alvarez, A 2 (16, Strotman, Moran).

3B : Locastro (2, Strotman).

TB : Alvarez, A 4; Andújar 2; Bell 3; Guzmán, R; Locastro 4.

RBI : Alvarez, A 2 (35); Andújar 2 (48).

2-out RBI : Andújar; Alvarez, A 2.

Runners left in scoring position, 2 out : Perkins, B 2.

Team RISP : 3-for-8.

Team LOB : 5.

FIELDING

E : Alvarez, A (12, throw).

BATTING

TB : Andreoli; Wallner.

Runners left in scoring position, 2 out : Knight; Wallner 2; Bechtold.

Team RISP : 0-for-4.

Team LOB : 8.

BASERUNNING

SB : Helman (19, 2nd base off Spence/Breaux).

FIELDING

DP : (Minaya-Helman).

Scranton/WB	IP	H	R	ER	BB	SO	HR	ERA	St. Paul	IP	H	R	ER	BB	SO	HR	ERA
Spence (W, 1-1)	6.0	2	0	0	3	3	0	3.66	Minaya	3.0	2	0	0	0	1	0	7.36
Cordero, J	1.0	0	0	0	3	3	0	2.08	Strotman (L, 1-2)	1.0	3	3	3	1	2	0	6.85
Totals	7.0	2	0	0	6	6	0	3.91	Moran	2.0	3	1	1	0	5	0	5.40
									Sisk	1.0	1	0	0	0	2	0	1.71
									Totals	7.0	9	4	4	1	10	0	5.12

Pitches-strikes : Spence 76-48; Cordero, J 28-14; Minaya 28-23; Strotman 27-17; Moran 36-25; Sisk 19-11.

Groundouts-flyouts : Spence 8-6; Cordero, J 0-0; Minaya 1-3; Strotman 0-0; Moran 1-0; Sisk 1-0.

Batters faced : Spence 23; Cordero, J 6; Minaya 10; Strotman 7; Moran 9; Sisk 4.

Umpires : HP: Tom Hanahan. 1B: Mark Stewart. 3B: John Bacon.

Official Scorer : Josh Deer

Weather : 72 degrees, Partly Cloudy

Wind : 10 mph, L To R

First pitch : 7:59 PM

T : 1:54

Att : 7,038

Venue : CHS Field

August 20, 2022

St. Paul Saints Hitting - 2022 - Regular Season - All Players

#	Player	Team	B	AVG	G	AB	R	H	TB	2B	3B	HR	RBI	BB	IBB	SO	SB	CS	OBP	SLG	OPS	PA	SAC	SF	HBP	GIDP	E
41	Andreoli, J	LHV	R	.154	36	104	15	16	27	3	1	2	11	29	0	49	6	1	.336	.260	.596	136	2	1	0	1	2
41	Andreoli, J	STP	R	.194	45	134	29	26	59	4	1	9	21	30	0	62	8	2	.343	.440	.783	167	1	1	1	3	2
41	Andreoli, J	2 Teams	R	.176	81	238	44	42	86	7	2	11	32	59	0	111	14	3	.340	.361	.701	303	3	2	1	4	4
16	Balazovic, J	STP	R	.000	16	0	0	0	0	0	0	0	0	0	0	0	0	0	.000	.000	.000	0	0	0	0	0	1
53	Bañuelos, D	STP	R	.219	40	128	17	28	55	6	0	7	19	10	0	45	0	0	.281	.430	.711	140	1	0	1	2	5
67	Bechtold, A	STP	R	.083	9	24	1	2	2	0	0	0	3	6	0	7	0	0	.267	.083	.350	30	0	0	0	1	0
13	Beckham, T	STP	R	.413	33	126	18	52	73	6	0	5	31	14	0	31	2	1	.483	.579	1.062	143	0	0	3	2	7
20	Berman, S	BUF	R	.221	50	154	18	34	57	11	0	4	19	27	0	50	0	0	.356	.370	.726	191	0	3	7	4	4
20	Berman, S	STP	R	.000	1	3	0	0	0	0	0	0	0	1	0	0	0	0	.250	.000	.250	4	0	0	0	0	0
20	Berman, S	2 Teams	R	.217	51	157	18	34	57	11	0	4	19	28	0	50	0	0	.354	.363	.717	195	0	3	7	4	4
2	Bishop, B	RNO	R	.232	37	138	19	32	43	3	1	2	11	15	0	31	7	1	.312	.312	.624	154	0	0	1	1	0
2	Bishop, B	STP	R	.211	30	90	13	19	30	3	1	2	12	6	0	29	5	1	.260	.333	.593	96	0	0	0	2	1
2	Bishop, B	2 Teams	R	.224	67	228	32	51	73	6	2	4	23	21	0	60	12	2	.292	.320	.612	250	0	0	1	3	1
36	Cave, J	STP	L	.273	84	322	63	88	164	20	7	14	57	43	3	93	10	0	.370	.509	.879	373	0	1	7	10	2
63	Celestino, G	STP	R	.000	2	7	0	0	0	0	0	0	0	2	0	3	1	0	.222	.000	.222	9	0	0	0	0	0
8	Contreras, M	STP	L	.221	83	298	51	66	119	15	1	12	46	34	1	102	16	2	.313	.399	.712	339	0	1	6	3	3
20	Cotton, J	STP	R	.000	14	0	0	0	0	0	0	0	0	0	0	0	0	0	.000	.000	.000	0	0	0	0	0	1
23	Fisher, D	STP	L	.158	27	95	13	15	29	5	0	3	11	12	0	37	0	0	.259	.305	.564	108	0	0	1	3	0
26	Garlick, K	STP	R	.273	9	33	5	9	21	1	1	3	7	5	0	12	0	0	.368	.636	1.004	38	0	0	0	2	0
20	Godoy, J	IND	L	.286	2	7	1	2	2	0	0	0	0	0	0	1	0	0	.286	.286	.572	7	0	0	0	0	0
20	Godoy, J	STP	L	.197	42	137	13	27	41	5	0	3	14	13	2	41	0	0	.272	.299	.571	151	0	0	1	3	3
20	Godoy, J	2 Teams	L	.201	44	144	14	29	43	5	0	3	14	13	2	42	0	0	.272	.299	.571	158	0	0	1	3	3
9	Hamilton, C	STP	R	.233	61	202	34	47	89	9	0	11	42	43	1	66	1	0	.368	.441	.809	247	0	1	1	3	5
44	Hamilton, I	STP	R	.000	23	0	0	0	0	0	0	0	0	0	0	0	0	0	.000	.000	.000	0	0	0	0	0	0
4	Helman, M	STP	R	.272	65	246	47	67	113	14	1	10	30	25	0	54	19	3	.343	.459	.802	277	0	3	3	1	4
38	Kirilloff, A	STP	L	.359	35	131	33	47	84	7	0	10	32	22	0	26	1	0	.465	.641	1.106	157	0	0	4	2	3
44	Knight, N	RR	S	.253	29	95	14	24	38	6	1	2	20	22	0	32	0	2	.408	.400	.808	120	0	0	3	2	4
44	Knight, N	STP	S	.133	10	30	1	4	6	2	0	0	1	5	0	11	0	0	.257	.200	.457	35	0	0	0	1	1
44	Knight, N	2 Teams	S	.224	39	125	15	28	44	8	1	2	21	27	0	43	0	2	.374	.352	.726	155	0	0	3	3	5
13	Larnach, T	STP	L	.105	5	19	1	2	2	0	0	0	2	2	0	8	0	0	.182	.105	.287	22	0	1	0	0	0
2	Lewis, R	STP	R	.313	34	131	30	41	70	12	1	5	14	18	0	32	12	2	.405	.534	.939	153	0	1	3	1	4
38	Merrell, K	STP	L	.256	12	39	7	10	19	0	0	3	7	3	0	6	0	1	.310	.487	.797	42	0	0	0	2	2
66	Miranda, J	STP	R	.256	21	86	10	22	38	10	0	2	12	5	0	14	0	0	.295	.442	.737	95	0	3	1	1	3
39	Morales, R	STP	R	.289	38	135	19	39	55	7	0	3	30	22	2	21	2	1	.398	.407	.805	161	0	1	3	8	1
38	Nigro, F	STP	R	.000	1	1	0	0	0	0	0	0	0	0	0	1	0	0	.000	.000	.000	1	0	0	0	0	0
35	Palacios, J	STP	R	.278	91	349	63	97	159	26	0	12	54	30	0	92	10	8	.336	.456	.792	381	0	1	1	10	17
67	Perez, M	STP	R	1.000	1	1	1	1	4	0	0	1	3	0	0	0	0	0	1.000	4.000	5.000	1	0	0	0	0	0
47	Ramírez, J	STP	R	.000	16	1	0	0	0	0	0	0	0	0	0	0	0	0	.000	.000	.000	1	0	0	0	0	0
26	Robertson, D	LHV	R	.262	17	61	11	16	27	5	0	2	10	6	0	17	0	1	.324	.443	.767	68	0	1	0	2	3
26	Robertson, D	STP	R	.183	17	60	8	11	16	2	0	1	10	7	0	13	0	0	.279	.267	.546	68	0	0	1	4	1
26	Robertson, D	2 Teams	R	.223	34	121	19	27	43	7	0	3	20	13	0	30	0	1	.301	.355	.656	136	0	1	1	6	4
30	Rodríguez, D	STP	R	.000	19	1	1	0	0	0	0	0	0	0	0	1	0	0	.000	.000	.000	1	0	0	0	0	1
59	Sanó, M	STP	R	.348	7	23	5	8	19	2	0	3	7	3	0	10	0	0	.423	.826	1.249	26	0	0	0	0	1
61	Schulfer, A	STP	R	.000	22	1	0	0	0	0	0	0	0	0	0	1	0	0	.000	.000	.000	1	0	0	0	0	0
	Sisco, C	STP	L	.194	10	31	4	6	11	2	0	1	3	5	0	10	0	0	.297	.355	.652	37	0	1	0	1	0
25	Soto, E	STP	R	.212	74	245	38	52	79	13	1	4	27	33	0	67	8	1	.306	.322	.628	278	0	0	0	9	4
65	Steer, S	LOU	R	.311	15	61	10	19	32	4	0	3	9	5	0	15	1	0	.391	.525	.916	69	0	0	3	2	1
65	Steer, S	STP	R	.242	48	198	39	48	96	10	1	12	32	28	1	43	2	0	.345	.485	.830	232	0	2	4	8	7
65	Steer, S	2 Teams	R	.259	63	259	49	67	128	14	1	15	41	33	1	58	3	0	.355	.494	.849	301	0	2	7	10	8
1	Sturgeon, C	STP	L	.221	24	77	9	17	26	5	2	0	12	8	0	13	1	1	.302	.338	.640	87	1	0	1	0	1
45	Terry, C	STP	R	.250	80	296	41	74	127	19	2	10	32	40	1	56	0	0	.348	.429	.777	342	0	1	5	10	5
43	Viza, T	STP	R	.000	15	1	0	0	0	0	0	0	0	0	0	1	0	0	.000	.000	.000	1	0	0	0	0	0
52	Wallner, M	STP	L	.178	27	101	13	18	34	5	1	3	12	20	1	38	0	0	.320	.337	.657	122	0	0	1	0	1
66	Williams, C	STP	R	.227	8	22	6	5	18	1	0	4	10	4	0	10	0	0	.321	.818	1.139	29	0	2	0	0	0
61	Yake, E	STP	L	.267	6	15	3	4	4	0	0	0	3	1	0	1	0	0	.294	.267	.561	17	0	1	0	0	0
	STP			.248	114	3839	636	952	1662	211	20	153	596	500	12	1057	98	23	.340	.433	.773	4412	3	21	48	92	90
	OPP			.259	114	3843	629	997	1710	219	19	152	585	431	5	1007	113	28	.343	.445	.788	4387	11	29	70	74	

St. Paul Saints Pitching - 2022 - Regular Season - All Players

#	Player	Team	T	W	L	ERA	G	GS	CG	SHO	GF	HLD	SV	SVO	IP	H	R	ER	HR	HB	BB	IBB	SO	AVG	WP	BK	GIDP	TBF	
16	Balazovic, J	STP	R	0	5	9.26	16	15	0	0	0	0	0	0	45.2	76	52	47	15	2	23	0	43	.371	3	0	3	232	
53	Bañuelos, D	STP	R	0	0	0.00	1	0	0	0	1	0	0	0	0.1	0	0	0	0	0	0	0	0	0	.000	0	0	0	1
62	Bashlor, T	STP	R	2	1	3.86	7	0	0	0	1	0	0	0	7.0	5	4	3	1	1	9	2	7	.200	1	0	0	36	
18	Cano, Y	NOR	R	0	1	11.12	4	0	0	0	1	0	0	1	5.2	11	10	7	2	0	5	0	1	.407	0	0	1	32	
18	Cano, Y	STP	R	1	1	1.90	20	0	0	0	14	2	3	6	23.2	16	6	5	2	1	6	0	25	.203	0	1	3	89	
18	Cano, Y	2 Teams	R	1	2	3.68	24	0	0	0	15	2	3	7	29.1	27	16	12	4	1	11	0	26	.255	0	1	4	121	
20	Cotton, J	STP	R	4	1	2.76	14	0	0	0	8	1	0	1	16.1	11	5	5	2	3	6	1	23	.183	1	0	0	69	
38	Coulombe, D	STP	L	0	0	9.00	1	0	0	0	0	0	0	0	1.0	2	1	1	1	0	0	0	1	.400	0	0	0	5	
52	Faria, J	STP	R	1	2	7.48	12	9	0	0	1	1	0	0	43.1	52	40	36	9	4	27	0	39	.297	9	0	4	206	
46	Feliz, M	STP	R	2	0	1.86	7	0	0	0	5	1	1	1	9.2	3	3	2	0	0	3	0	8	.091	0	0	0	36	
46	Feliz, M	WOR	R	0	1	3.28	18	3	0	0	0	4	0	0	24.2	20	10	9	1	0	9	0	28	.225	1	0	2	101	
46	Feliz, M	2 Teams	R	2	1	2.88	25	3	0	0	5	5	1	1	34.1	23	13	11	1	0	12	0	36	.189	1	0	2	137	
31	González, C	STP	R	2	2	3.44	8	5	0	0	0	0	0	0	36.2	32	16	14	3	0	14	0	35	.237	0	0	1	151	
31	González, C	TOL	R	0	1	6.06	4	3	0	0	0	0	0	1	16.1	18	11	11	3	1	8	0	11	.290	1	0	0	72	
31	González, C	2 Teams	R	2	3	4.25	12	8	0	0	0	0	0	1	53.0	50	27	25	6	1	22	0	46	.254	1	0	1	223	
11	Gore, J	STP	R	0	1	7.47	15	0	0	0	3	1	1	4	15.2	23	14	13	2	3	13	0	10	.354	1	0	4	81	
48	Gossett, D	STP	R	2	2	8.63	13	5	0	0	1	0	0	0	32.1	47	34	31	6	1	21	0	23	.348	6	0	1	159	
44	Hamilton, I	COL	R	0	0	9.64	5	0	0	0	2	1	0	1	4.2	5	5	5	1	0	1	0	5	.263	0	0	0	20	
44	Hamilton, I	STP	R	2	3	1.88	23	0	0	0	15	4	1	2	28.2	16	9	6	3	2	8	0	36	.158	3	0	2	112	
44	Hamilton, I	2 Teams	R	2	3	2.97	28	0	0	0	17	5	1	3	33.1	21	14	11	4	2	9	0	41	.175	3	0	2	132	
18	Heller, B	STP	R	0	0	108.00	1	0	0	0	0	0	0	0	0.1	3	5	4	2	0	1	0	0	.600	0	0	0	6	
60	Henriquez, R	STP	R	2	4	6.17	19	11	0	0	1	0	0	0	74.1	83	51	51	15	5	29	0	82	.281	2	1	3	331	
65	Jax, G	STP	R	1	0	0.00	1	0	0	0	0	0	0	0	2.0	0	0	0	0	0	1	0	2	.000	0	0	0	7	
45	Jewell, J	COL	R	2	2	2.49	36	0	0	0	12	2	4	7	43.1	29	14	12	0	4	15	0	48	.182	4	0	3	178	
45	Jewell, J	STP	R	0	0	0.00	1	0	0	0	0	1	0	0	1.0	0	0	0	0	0	0	0	2	.000	0	0	0	3	
45	Jewell, J	2 Teams	R	2	2	2.44	37	0	0	0	12	3	4	7	44.1	29	14	12	0	4	15	0	50	.179	4	0	3	181	
50	Jurado, A	STP	R	0	2	5.03	10	4	0	0	2	0	1	1	34.0	31	20	19	7	1	8	0	27	.248	0	0	6	136	
39	Mason, R	STP	R	0	0	3.18	5	0	0	0	2	0	0	1	5.2	3	3	2	1	1	6	0	9	.150	1	0	0	27	
46	Megill, T	STP	R	0	2	3.00	10	0	0	0	3	2	2	4	12.0	11	6	4	2	0	4	1	16	.282	2	0	2	47	
32	Minaya, J	STP	R	1	5	7.36	26	1	0	0	11	1	4	6	36.2	41	32	30	6	10	18	0	34	.281	3	0	1	175	
39	Morales, R	STP	R	0	0	0.00	1	0	0	0	1	0	0	0	0.1	0	0	0	0	0	1	0	0	.000	0	0	0	2	
64	Moran, J	STP	L	1	1	5.40	18	0	0	0	1	4	0	2	21.2	23	13	13	2	1	12	0	38	.261	5	0	0	101	
50	Ober, B	STP	R	0	1	7.20	1	1	0	0	0	0	0	0	5.0	4	5	4	1	1	0	0	7	.200	1	0	0	21	
43	Peacock, B	OMA	R	2	1	1.64	35	0	0	0	19	1	7	8	38.1	33	9	7	2	3	16	0	45	.229	4	1	4	163	
43	Peacock, B	STP	R	1	1	3.24	8	0	0	0	6	0	3	3	8.1	5	4	3	1	0	4	0	9	.185	0	0	2	31	
43	Peacock, B	2 Teams	R	3	2	1.93	43	0	0	0	25	1	10	11	46.2	38	13	10	3	3	20	0	54	.222	4	1	6	194	
54	Petricka, J	STP	R	0	1	4.18	21	0	0	0	6	4	2	3	23.2	24	12	11	1	2	8	0	22	.253	1	0	2	106	
67	Pinto, W	STP	R	3	4	2.08	25	0	0	0	8	2	1	2	34.2	26	17	8	3	0	27	1	43	.198	5	2	1	159	
47	Ramírez, J	STP	R	3	0	5.66	16	2	0	0	1	2	0	0	35.0	34	22	22	6	4	21	0	28	.262	3	1	5	157	
30	Rodríguez, D	STP	R	6	3	3.94	18	12	0	0	1	0	0	0	75.1	70	37	33	11	1	22	0	73	.242	5	0	5	313	
	Ryan, J	STP	R	0	0	0.00	1	1	0	0	0	0	0	0	3.0	1	0	0	0	0	0	0	4	.091	0	0	0	11	
40	Sanchez, A	ROC	R	1	0	3.60	3	3	0	0	0	0	0	0	15.0	17	6	6	2	0	5	0	10	.304	1	0	4	61	
40	Sanchez, A	STP	R	3	2	3.80	10	10	0	0	0	0	0	0	47.1	43	24	20	7	9	15	0	33	.246	1	1	5	202	
40	Sanchez, A	2 Teams	R	4	2	3.75	13	13	0	0	0	0	0	0	62.1	60	30	26	9	9	20	0	43	.260	2	1	9	263	
12	Sanchez, M	STP	R	4	4	4.68	20	11	0	0	1	0	1	2	75.0	64	41	39	11	1	21	0	59	.230	1	2	0	304	
21	Sands, C	STP	R	2	5	5.59	13	12	0	0	0	0	0	0	48.1	60	33	30	7	3	18	0	61	.305	2	1	3	220	
61	Schulfer, A	STP	R	3	1	4.91	21	0	0	0	6	3	1	3	25.2	23	15	14	4	2	7	0	27	.247	1	0	6	103	
23	Sisk, E	STP	L	2	0	1.71	19	0	0	0	2	4	0	0	21.0	12	5	4	0	1	11	0	25	.164	1	0	2	87	
49	Smeltzer, D	STP	L	2	2	5.35	9	9	0	0	0	0	0	0	38.2	45	23	23	6	2	10	0	36	.288	1	0	2	171	
19	Strotman, D	STP	R	1	2	6.85	33	0	0	0	9	1	0	1	43.1	47	35	33	6	4	26	0	52	.275	6	0	7	203	
38	Thielbar, C	STP	L	0	0	0.00	1	0	0	0	0	0	0	0	1.0	0	0	0	0	0	0	0	1	.000	0	0	0	3	
26	Thornburg, T	STP	R	1	0	4.15	11	0	0	0	0	3	0	0	13.0	14	8	6	1	1	6	0	13	.275	2	0	3	58	
43	Thorpe, L	STP	L	0	0	43.20	1	1	0	0	0	0	0	0	1.2	6	8	8	2	0	2	0	2	.545	0	0	0	13	
11	Varland, L	STP	R	1	0	1.64	2	2	0	0	0	0	0	0	11.0	8	3	2	0	1	2	0	15	.190	0	0	0	45	
43	Viza, T	STP	R	3	0	7.08	15	0	0	0	4	1	0	1	20.1	25	17	16	3	2	7	0	21	.294	0	0	1	95	
31	Winder, J	STP	R	0	0	4.50	3	3	0	0	0	0	0	0	8.0	6	4	4	2	1	4	0	6	.200	0	0	0	35	
62	Wood, H	STP	R	0	0	2.08	8	0	0	0	0	3	0	1	8.2	2	2	2	1	0	10	0	10	.071	2	0	0	38	
	STP			56	58	5.12	114	114	0	3	114	41	21	44	996.1	997	629	567	152	70	431	5	1007	.259	69	9	74	4387	
	OPP			58	56	4.92	114	114	1	5	113	49	19	47	997.1	952	636	545	153	48	500	12	1057	.248	57	12	92	4412	

International League Standings - 2022 - Regular Season

	W	L	PCT	GB	L10	STRK	HOME	ROAD	RS	RA	DIFF
INT East											
Durham	65	51	.560	-	7-3	L2	34-23	31-28	618	543	75
Lehigh Valley	63	53	.543	2.0	4-6	L1	29-28	34-25	601	571	30
Buffalo	62	53	.539	2.5	7-3	W1	31-25	31-28	492	481	11
Jacksonville	61	54	.530	3.5	2-8	L3	27-28	34-26	590	526	64
Scranton/WB	61	54	.530	3.5	6-4	W2	31-28	30-26	508	486	22
Worcester	59	57	.509	6.0	5-5	L1	30-32	29-25	572	540	32
Norfolk	53	62	.461	11.5	4-6	W2	26-33	27-29	593	647	-54
Rochester	52	64	.448	13.0	5-5	W1	28-32	24-32	537	600	-63
Syracuse	50	66	.431	15.0	3-7	L2	23-31	27-35	569	635	-66
Charlotte	46	70	.397	19.0	6-4	W2	26-33	20-37	558	698	-140
INT West											
Nashville	69	45	.605	-	6-4	W3	37-23	32-22	592	481	111
Columbus	67	48	.583	2.5	4-6	W2	38-20	29-28	651	543	108
Toledo	61	54	.530	8.5	7-3	L2	33-24	28-30	544	538	6
Memphis	59	56	.513	10.5	3-7	W1	28-28	31-28	606	565	41
Indianapolis	57	57	.500	12.0	6-4	W2	32-24	25-33	558	573	-15
Gwinnett	57	59	.491	13.0	7-3	L1	35-24	22-35	487	520	-33
St. Paul	56	58	.491	13.0	5-5	L2	32-25	24-33	636	629	7
Omaha	55	60	.478	14.5	4-6	W3	31-25	24-35	587	560	27
Iowa	52	64	.448	18.0	4-6	L2	30-30	22-34	538	580	-42
Louisville	48	68	.414	22.0	5-5	L3	24-32	24-36	501	622	-121

	1	2	3	4	5	6	7	8	9	R	H	E
Tulsa	0	0	0	2	0	2	3	0	0	7	8	1
Wichita	1	0	5	0	0	0	4	0	x	10	10	0

Tulsa	AB	R	H	RBI	BB	SO	LOB	AVG
Valera, SS	5	1	1	3	0	3	3	.295
Ward, DH	5	0	0	0	0	0	1	.268
Pages, RF	4	1	0	0	1	1	0	.234
Alcantara, LF	3	1	1	0	2	0	0	.267
Avelino, 3B-2B	3	1	1	1	0	0	2	.211
Lewis, B, 1B-3B	3	1	1	3	0	1	1	.201
Reed, CF	3	0	1	0	1	1	0	.286
January, R, C	3	1	1	0	1	1	3	.176
Betancourt, 2B	3	1	1	0	0	1	1	.244
Yurchak, 1B	1	0	1	0	0	0	0	.269
Rooney, P	0	0	0	0	0	0	0	.000
Cantleberry, P	0	0	0	0	0	0	0	.000
Dodson, P	0	0	0	0	0	0	0	.000
Adames, J, P	0	0	0	0	0	0	0	.000
Hernandez, J, P	0	0	0	0	0	0	0	.000
Percival, P	0	0	0	0	0	0	0	.000
Totals	33	7	8	7	5	8	11	.248

BATTING

HR : Lewis, B (16, 4th inning off Funderburk, 1 on, 2 out); Valera (8, 7th inning off Bentley, 2 on, 0 out).

TB : Alcantara; Avelino; Betancourt; January, R; Lewis, B 4; Reed; Valera 4; Yurchak.

RBI : Avelino (16); Lewis, B 3 (49); Valera 3 (36).

2-out RBI : Lewis, B 2.

Runners left in scoring position, 2 out : Ward; January, R; Valera.

SF : Avelino; Lewis, B.

Team RISP : 2-for-5.

Team LOB : 6.

FIELDING

E : Rooney (7, throw).

Outfield assists : Pages (Keirsey Jr. at home).

Pickoffs : Rooney (Holland at 1st base).

PB : January, R (2).

DP : (Valera-Lewis, B).

Wichita	AB	R	H	RBI	BB	SO	LOB	AVG
Prato, LF	4	1	0	0	0	0	1	.299
Julien, 2B	1	2	1	0	3	0	0	.297
Camargo, C	5	2	3	3	0	1	3	.239
Isola, 1B	4	2	1	1	0	0	3	.320
Sturgeon, DH	4	0	1	1	0	1	2	.256
Severino, 3B	3	2	1	3	1	0	2	.212
Keirsey Jr., CF	4	0	2	1	0	1	1	.257
Holland, RF	3	0	0	0	0	2	3	.357
Yake, SS	2	1	1	1	2	0	0	.241
Funderburk, P	0	0	0	0	0	0	0	.000
Cruz, P	0	0	0	0	0	0	0	.000
Bentley, P	0	0	0	0	0	0	0	.000
Legumina, P	0	0	0	0	0	0	0	.000
Enlow, P	0	0	0	0	0	0	0	.000
Totals	30	10	10	10	6	5	15	.263

BATTING

HR : Camargo (6, 3rd inning off Rooney, 2 on, 1 out); Severino (2, 3rd inning off Rooney, 1 on, 2 out).

TB : Camargo 6; Isola; Julien; Keirsey Jr. 2; Severino 4; Sturgeon; Yake.

RBI : Camargo 3 (17); Isola (34); Keirsey Jr. (39); Severino 3 (9); Sturgeon (46); Yake (7).

2-out RBI : Severino 2; Yake.

Runners left in scoring position, 2 out : Sturgeon; Isola.

SF : Isola.

GIDP : Keirsey Jr.

Team RISP : 6-for-12.

Team LOB : 6.

BASERUNNING

CS : Holland (1, 2nd base by Rooney/January, R); Yake (1, 2nd base by Adames, J/January, R).

PO : Holland (1st base by Rooney).

Tulsa	IP	H	R	ER	BB	SO	HR	ERA
Rooney	2.2	3	6	3	2	3	2	5.20
Cantleberry	1.1	2	0	0	1	1	0	0.00
Dodson	1.0	0	0	0	1	0	0	9.62
Adames, J (L, 1-3)	1.0	2	3	3	2	0	0	3.31
Hernandez, J (BS, 2)	1.0	3	1	1	0	1	0	4.03
Percival	1.0	0	0	0	0	0	0	14.85
Totals	8.0	10	10	7	6	5	2	5.06

Wichita	IP	H	R	ER	BB	SO	HR	ERA
Funderburk	5.0	4	2	2	1	5	1	2.82
Cruz	1.0	1	2	2	1	0	0	5.09
Bentley (W, 6-0)(BS, 3)	1.0	2	3	3	2	1	1	3.94
Legumina (H, 1)	1.0	1	0	0	1	2	0	5.72
Enlow (S, 1)	1.0	0	0	0	0	0	0	3.50
Totals	9.0	8	7	7	5	8	2	4.18

Adames, J pitched to 3 batters in the 7th.

WP : Funderburk; Cruz.

HBP : Prato (by Rooney); Holland (by Rooney); Julien (by Percival).

Pitches-strikes : Rooney 70-41; Cantleberry 22-16; Dodson 14-6; Adames, J 21-11; Hernandez, J 16-14; Percival 13-7; Funderburk 79-55; Cruz 26-16; Bentley 28-15; Legumina 25-16; Enlow 8-4.

Groundouts-flyouts : Rooney 3-2; Cantleberry 2-1; Dodson 2-0; Adames, J 0-1; Hernandez, J 1-0; Percival 0-1; Funderburk 5-2; Cruz 0-3; Bentley 1-1; Legumina 0-1; Enlow 1-2.

Batters faced : Rooney 15; Cantleberry 7; Dodson 3; Adames, J 6; Hernandez, J 5; Percival 4; Funderburk 20; Cruz 5; Bentley 7; Legumina 5; Enlow 3.

Inherited runners-scored : Hernandez, J 3-3.

Umpires : HP: Ray Patchen. 1B: Isaias Barba. 3B: Casey James.

Official Scorer : David Glennemeier

Weather : 90 degrees, Partly Cloudy

Wind : 9 mph, Out To RF

First pitch : 6:08 PM

T : 2:46

Att : 4,326

Venue : Riverfront Stadium

August 20, 2022

Wichita Wind Surge Hitting - 2022 - Regular Season - All Players

#	Player	Team	B	AVG	G	AB	R	H	TB	2B	3B	HR	RBI	BB	IBB	SO	SB	CS	OBP	SLG	OPS	PA	SAC	SF	HBP	GIDP	E
5	Bechtold, A	WCH	R	.238	87	320	43	76	131	13	0	14	41	45	0	93	2	1	.331	.409	.740	366	0	1	0	10	9
21	Cabrera, L	WCH	R	.212	70	208	28	44	73	8	0	7	25	24	2	75	6	3	.305	.351	.656	236	0	0	4	5	0
37	Camargo, J	WCH	R	.239	23	92	13	22	42	2	0	6	17	7	0	38	1	0	.304	.457	.761	102	0	1	2	2	3
4	Encarnacion-Strand, C	CHA	R	.280	13	50	5	14	21	1	0	2	8	4	0	11	0	0	.351	.420	.771	57	0	1	2	1	1
4	Encarnacion-Strand, C	WCH	R	.333	13	54	11	18	37	2	1	5	17	4	0	14	1	1	.400	.685	1.085	60	0	0	2	0	2
4	Encarnacion-Strand, C	2 Teams	R	.308	26	104	16	32	58	3	1	7	25	8	0	25	1	1	.376	.558	.934	117	0	1	4	1	3
1	Helman, M	WCH	R	.278	39	144	34	40	68	6	2	6	20	21	0	32	10	0	.367	.472	.839	166	0	1	0	3	3
9	Holland, W	WCH	R	.357	9	28	9	10	19	1	1	2	9	7	0	7	5	1	.500	.679	1.179	36	0	0	1	0	0
1	Isola, A	WCH	R	.320	40	147	26	47	78	7	0	8	34	24	0	37	0	1	.406	.531	.937	175	0	4	0	2	4
20	Julien, E	WCH	L	.297	90	316	62	94	159	14	3	15	54	80	1	100	14	6	.441	.503	.944	404	0	4	4	5	8
8	Keirsejy Jr., D	WCH	L	.257	98	346	52	89	135	22	3	6	39	28	0	90	34	4	.320	.390	.710	381	0	2	5	6	0
27	Knight, N	FRI	S	.125	2	8	0	1	1	0	0	0	0	0	0	3	0	0	.125	.125	.250	8	0	0	0	0	0
27	Knight, N	WCH	S	.275	13	51	8	14	22	3	1	1	2	5	0	20	0	0	.339	.431	.770	56	0	0	0	0	0
27	Knight, N	2 Teams	S	.254	15	59	8	15	23	3	1	1	2	5	0	23	0	0	.313	.390	.703	64	0	0	0	0	0
35	Larnach, T	WCH	L	.125	2	8	1	1	4	0	0	1	3	1	1	3	0	0	.222	.500	.722	9	0	0	0	0	0
16	Martin, A	WCH	R	.241	66	245	47	59	74	8	2	1	19	35	0	41	25	4	.370	.302	.672	297	0	1	16	6	16
1	Merrell, K	WCH	L	.265	32	102	16	27	42	3	0	4	12	11	1	17	2	2	.336	.412	.748	118	2	2	1	5	2
37	Morales, R	WCH	R	.333	5	21	5	7	8	1	0	0	3	3	0	2	1	0	.417	.381	.798	24	0	0	0	1	1
	Ortega, D	WCH	R	.238	43	168	17	40	56	8	1	2	24	15	0	51	4	0	.308	.333	.641	185	0	0	2	4	4
13	Ozoria, D	WCH	S	.226	22	62	7	14	15	1	0	0	6	3	0	20	3	2	.262	.242	.504	68	3	0	0	0	7
24	Prato, A	WCH	R	.299	63	214	39	64	95	18	2	3	25	35	0	53	7	2	.420	.444	.864	263	1	2	11	5	6
27	Sabato, A	WCH	R	.161	8	31	5	5	11	0	0	2	7	5	0	10	1	0	.297	.355	.652	37	0	0	1	0	0
47	Schmidt, K	WCH	R	.185	21	81	8	15	18	0	0	1	8	5	0	24	0	0	.258	.222	.480	89	0	0	3	0	0
4	Severino, Y	WCH	S	.212	13	52	7	11	20	3	0	2	9	7	0	18	0	0	.317	.385	.702	60	0	0	1	3	0
2	Steer, S	WCH	R	.307	35	137	27	42	81	13	1	8	30	14	0	23	1	3	.385	.591	.976	156	0	1	4	1	4
2	Sturgeon, C	WCH	L	.256	64	254	37	65	98	9	0	8	46	26	0	44	4	2	.327	.386	.713	284	0	2	2	4	1
2	Taylor, K	WCH	R	.037	9	27	3	1	1	0	0	0	0	5	0	14	0	0	.188	.037	.225	32	0	0	0	0	0
37	Wallner, M	WCH	L	.299	78	268	61	80	160	15	1	21	64	62	5	107	8	5	.436	.597	1.033	342	0	5	7	3	5
9	Williams, C	WCH	R	.277	75	271	41	75	147	16	1	18	58	42	0	90	2	2	.372	.542	.914	318	0	3	1	5	6
13	Yake, E	WCH	L	.241	25	79	12	19	25	6	0	0	7	6	0	7	4	1	.302	.316	.618	86	0	0	1	1	0
WCH				.263	112	3726	619	979	1619	179	19	141	579	520	10	1030	135	40	.361	.435	.796	4350	6	29	68	71	90
OPP				.245	112	3750	528	918	1454	169	17	111	486	454	3	1068	132	24	.331	.388	.719	4298	13	32	44	48	48

Wichita Wind Surge Pitching - 2022 - Regular Season - All Players

#	Player	Team	T	W	L	ERA	G	GS	CG	SHO	GF	HLD	SV	SVO	IP	H	R	ER	HR	HB	BB	IBB	SO	AVG	WP	BK	GIDP	TBF
43	Acosta, M	WCH	R	2	1	5.73	12	0	0	0	3	1	0	0	22.0	25	15	14	2	1	10	0	15	.298	1	0	2	98
53	Angulo, A	WCH	R	2	2	7.63	14	0	0	0	8	1	1	4	15.1	21	14	13	3	0	15	1	24	.323	2	0	1	81
33	Bentley, D	WCH	L	6	0	3.94	24	0	0	0	10	1	1	4	29.2	24	15	13	1	1	18	0	38	.220	8	0	0	130
35	Cabezas, A	WCH	R	1	0	3.67	21	0	0	0	5	3	0	0	27.0	20	13	11	2	2	9	0	25	.208	0	0	1	108
	Canterino, M	WCH	R	0	1	1.83	11	10	0	0	0	0	0	0	34.1	17	8	7	1	0	22	0	50	.142	5	0	0	144
35	Coulombe, D	WCH	L	0	0	0.00	1	1	0	0	0	0	0	0	1.0	0	0	0	0	0	1	0	0	.000	0	0	0	4
25	Cruz, S	WCH	R	1	2	5.09	37	0	0	0	15	0	4	6	46.0	40	28	26	4	3	29	0	59	.231	6	1	2	210
15	Enlow, B	WCH	R	0	2	3.50	16	10	0	0	1	1	1	1	46.1	44	23	18	4	0	22	0	52	.250	2	3	3	202
	Featherstone, Z	WCH	L	1	0	21.32	7	0	0	0	1	0	0	1	6.1	16	16	15	2	0	9	0	6	.485	4	0	0	45
18	Funderburk, K	WCH	L	8	4	2.82	27	12	0	0	1	0	0	0	83.0	77	30	26	7	3	36	0	73	.248	2	3	8	355
26	German, O	WCH	R	2	3	4.17	29	0	0	0	8	3	2	5	36.2	39	19	17	5	3	15	0	39	.271	4	0	5	162
30	Gipson-Long, S	ERI	R	1	1	4.73	3	3	0	0	0	0	0	0	13.1	19	7	7	1	2	1	0	17	.333	0	0	0	61
30	Gipson-Long, S	WCH	R	3	4	7.17	8	7	0	0	0	0	0	0	37.2	46	30	30	5	3	6	0	35	.293	4	1	1	168
30	Gipson-Long, S	2 Teams	R	4	5	6.53	11	10	0	0	0	0	0	0	51.0	65	37	37	6	5	7	0	52	.304	4	1	1	229
22	Gore, J	WCH	R	1	1	4.87	19	0	0	0	9	2	1	4	20.1	21	13	11	2	1	14	0	26	.256	1	0	0	97
5	Gossett, D	WCH	R	2	1	2.74	9	6	1	1	0	1	0	0	42.2	27	18	13	4	2	19	0	45	.175	4	0	4	177
	Gross, B	WCH	R	3	1	4.03	10	3	0	0	1	0	0	1	22.1	22	17	10	2	3	15	0	23	.262	1	1	1	106
36	Headrick, B	WCH	L	2	2	5.75	5	3	0	0	0	0	0	0	20.1	20	13	13	8	0	6	0	23	.253	0	1	1	86
11	Horstman, R	WCH	L	0	0	0.00	1	0	0	0	0	0	0	0	1.0	1	0	0	0	0	2	0	0	.250	0	0	0	6
44	Klimek, S	WCH	R	1	1	7.82	23	0	0	0	4	3	1	4	25.1	34	24	22	3	4	18	0	18	.324	5	0	1	130
17	Laweryson, C	WCH	R	4	0	1.05	14	3	0	0	1	0	0	1	34.1	26	4	4	1	1	9	0	39	.217	2	1	1	131
12	Lawson, B	WCH	R	0	2	18.47	4	3	0	0	0	0	0	0	6.1	19	15	13	2	0	8	0	3	.487	2	0	0	47
12	Legumina, C	WCH	R	2	5	5.72	19	13	0	0	2	1	0	1	61.1	69	42	39	11	4	27	1	58	.277	1	0	3	282
38	Palm, T	WCH	R	0	0	0.00	1	0	0	0	0	0	0	0	1.0	0	0	0	0	0	0	0	2	.000	0	0	0	3
19	Peguero, F	WCH	R	2	0	3.86	8	0	0	0	3	3	1	1	9.1	6	4	4	0	0	1	0	5	.194	0	3	0	34
40	Phillips, A	WCH	R	0	0	3.86	9	0	0	0	0	2	0	0	11.2	11	7	5	2	0	6	0	20	.234	1	1	0	53
32	Sammons, B	WCH	L	3	5	5.63	33	1	0	0	8	3	2	5	46.1	43	35	29	13	2	13	0	54	.234	4	0	0	199
31	Scherff, A	WCH	R	0																								

Texas League Standings - 2022 - Regular Season

	W	L	PCT	GB	L10	STRK	HOME	ROAD	RS	RA	DIFF
TEX North											
Wichita	64	48	.571	-	8-2	W2	38-24	26-24	619	528	91
*-Tulsa	60	51	.541	3.5	4-6	L2	31-26	29-25	582	601	-19
Arkansas	56	57	.496	8.5	6-4	L1	31-26	25-31	560	528	32
Springfield	54	59	.478	10.5	5-5	W1	24-32	30-27	685	676	9
NW Arkansas	46	66	.411	18.0	3-7	W2	20-35	26-31	655	736	-81
TEX South											
*-San Antonio	59	52	.532	-	6-4	L2	25-24	34-28	606	566	40
Frisco	60	53	.531	-	4-6	W1	28-29	32-24	610	565	45
Midland	57	55	.509	2.5	4-6	W1	28-27	29-28	600	623	-23
Amarillo	54	58	.482	5.5	6-4	L1	29-28	25-30	689	732	-43
Corpus Christi	51	62	.451	9.0	4-6	L1	26-30	25-32	612	663	-51

* - Clinched Division (1st Half)

	1	2	3	4	5	6	7	8	9	R	H	E
Wisconsin	2	0	2	1	0	0	0	0	1	6	9	1
Cedar Rapids	0	0	0	0	2	0	0	0	0	2	8	2

Wisconsin	AB	R	H	RBI	BB	SO	LOB	AVG
Miller, D, C	5	0	2	0	0	1	1	.225
Metzinger, 3B	4	1	1	0	0	0	1	.235
Clarke, 1B	4	2	1	2	1	2	4	.216
Gray Jr., CF	5	1	2	3	0	0	0	.195
Garcia, E, DH	5	0	0	0	0	2	3	.205
Murray, 2B	2	1	1	0	2	1	0	.202
Cipion, RF	4	0	0	0	0	1	3	.223
Pinero, SS	3	1	2	1	0	0	1	.190
Mercado, LF	3	0	0	0	0	2	2	.220
Schanuel, P	0	0	0	0	0	0	0	.000
Mort, P	0	0	0	0	0	0	0	.000
Morales, P	0	0	0	0	0	0	0	.000
Baker, P	0	0	0	0	0	0	0	.000
Totals	35	6	9	6	3	9	15	.229

BATTING

2B : Murray (17, Molina); Miller, D (11, Molina).
HR : Clarke (9, 1st inning off Rijo, 1 on, 1 out); Gray Jr. (14, 3rd inning off Rijo, 1 on, 2 out).
TB : Clarke 4; Gray Jr. 5; Metzinger; Miller, D 3; Murray 2; Pinero 2.
RBI : Clarke 2 (48); Gray Jr. 3 (51); Pinero (15).
2-out RBI : Gray Jr. 3.
Runners left in scoring position, 2 out : Mercado; Clarke; Garcia, E 2; Pinero; Miller, D.
SAC : Mercado.
SF : Pinero.
Team RISP : 1-for-10.
Team LOB : 8.

BASERUNNING

SB : Pinero (4, 2nd base off Rijo/Morales); Cipion (9, 2nd base off Shreve/Morales).

FIELDING

E : Clarke (7, dropped foul).
DP : (Metzinger-Clarke).

Cedar Rapids	AB	R	H	RBI	BB	SO	LOB	AVG
Perez, M, 2B	5	1	1	0	0	2	0	.349
Lee, SS	4	0	1	0	1	1	2	.323
Rucker, LF	4	0	1	2	1	2	1	.273
Gray, DH	4	0	1	0	0	1	3	.247
Morales, C	3	0	0	0	1	0	1	.210
Garry Jr., RF	3	0	1	0	1	1	0	.195
Javier, 3B	3	0	1	0	1	0	4	.219
Mack, 1B	4	1	2	0	0	0	2	.163
Neuse, CF	4	0	0	0	0	2	4	.162
Rijo, P	0	0	0	0	0	0	0	.000
Shreve, P	0	0	0	0	0	0	0	.000
Molina, P	0	0	0	0	0	0	0	.000
Rodriguez, M, P	0	0	0	0	0	0	0	.000
Perez, P	0	0	0	0	0	0	0	.000
Totals	34	2	8	2	5	9	17	.237

BATTING

2B : Mack (8, Mort); Rucker (11, Mort).
TB : Garry Jr.; Gray; Javier; Lee; Mack 3; Perez, M; Rucker 2.
RBI : Rucker 2 (20).
2-out RBI : Rucker 2.
Runners left in scoring position, 2 out : Gray 2; Neuse 2.
GDP : Javier.
Team RISP : 3-for-10.
Team LOB : 10.

BASERUNNING

SB : Gray (12, 2nd base off Schanuel/Miller, D); Perez, M (11, 2nd base off Mort/Miller, D).

FIELDING

E : Rijo (1, pickoff); Perez, M (1, throw).

Wisconsin	IP	H	R	ER	BB	SO	HR	ERA
Schanuel	3.0	2	0	0	1	3	0	3.50
Mort	2.0	4	2	2	1	3	0	5.37
Morales (W, 1-0)	2.0	0	0	0	3	0	0	0.00
Baker (S, 4)	2.0	2	0	0	0	3	0	3.61
Totals	9.0	8	2	2	5	9	0	4.16

Cedar Rapids	IP	H	R	ER	BB	SO	HR	ERA
Rijo (L, 0-2)	3.0	4	5	4	2	4	2	8.03
Shreve	1.0	0	0	0	0	0	0	3.14
Molina	3.0	2	0	0	0	2	0	3.14
Rodriguez, M	1.2	3	1	1	1	3	0	3.02
Perez	0.1	0	0	0	0	0	0	0.00
Totals	9.0	9	6	5	3	9	2	3.40

Rijo pitched to 2 batters in the 4th.

HBP : Metzinger (by Rodriguez, M).

Pitches-strikes : Schanuel 53-32; Mort 44-28; Morales 29-13; Baker 36-24; Rijo 73-44; Shreve 6-3; Molina 40-27; Rodriguez, M 49-33; Perez 4-3.

Groundouts-flyouts : Schanuel 3-1; Mort 1-1; Morales 5-0; Baker 3-0; Rijo 2-3; Shreve 1-2; Molina 4-2; Rodriguez, M 1-1; Perez 1-0.

Batters faced : Schanuel 12; Mort 10; Morales 9; Baker 8; Rijo 16; Shreve 3; Molina 11; Rodriguez, M 10; Perez 1.

Inherited runners-scored : Shreve 2-1; Perez 3-0.

Umpires : HP: Zachary Martin. 1B: Bryan Van Vranken.

Official Scorer : Andrew Pantini

Weather : 73 degrees, Cloudy

Wind : 13 mph, Out To CF

First pitch : 6:35 PM

T : 2:48 (1:08 delay)

Att : 3,073

Venue : Perfect Game Field

August 20, 2022

	1	2	3	4	5	6	7	R	H	E
Wisconsin	3	0	0	0	0	0	0	3	6	0
Cedar Rapids	1	2	0	4	0	1	x	8	7	1

Wisconsin	AB	R	H	RBI	BB	SO	LOB	AVG	Cedar Rapids	AB	R	H	RBI	BB	SO	LOB	AVG
Miller, D, DH	4	1	1	0	0	0	4	.226	Perez, M, DH	1	3	0	0	2	1	0	.341
Metzinger, 3B	4	1	2	0	0	1	1	.263	Gray, 3B	4	2	3	2	0	0	0	.253
Clarke, C	3	0	0	0	0	2	4	.214	Rucker, LF	3	2	2	2	1	0	0	.281
Gray Jr., CF	3	0	0	0	0	2	3	.194	Winkel, C	2	0	2	3	2	0	0	.236
Garcia, E, SS	3	1	1	3	0	0	1	.213	Javier, SS	4	0	0	1	0	2	6	.216
Hall, 1B	3	0	1	0	0	1	0	.333	Garry Jr., RF	4	0	0	0	0	2	7	.189
Murray, 2B	2	0	0	0	1	0	0	.201	Neuse, CF	3	0	0	0	1	2	6	.158
Acosta, J, RF	2	0	1	0	1	1	0	.246	Mack, 1B	3	0	0	0	0	2	2	.160
Cipion, LF	1	0	0	0	2	1	0	.222	Shuffield, 2B	2	1	0	0	1	2	0	.000
Puello, P	0	0	0	0	0	0	0	.000	Festa, P	0	0	0	0	0	0	0	.000
Tripp, P	0	0	0	0	0	0	0	.000	McMahon, H, P	0	0	0	0	0	0	0	.000
Middendorf, P	0	0	0	0	0	0	0	.000	Mullenbach, P	0	0	0	0	0	0	0	.000
Meeker, P	0	0	0	0	0	0	0	.000	Totals	26	8	7	8	7	11	21	.238
Totals	25	3	6	3	4	8	13	.229									

BATTING

HR : Garcia, E (2, 1st inning off Festa, 2 on, 2 out).
TB : Acosta, J; Garcia, E 4; Hall; Metzinger 2; Miller, D.
RBI : Garcia, E 3 (6).
2-out RBI : Garcia, E 3.
Runners left in scoring position, 2 out : Miller, D 2.
GIDP : Clarke.
Team RISP : 1-for-5.
Team LOB : 5.

BASERUNNING

SB : Miller, D (4, 3rd base off Festa/Winkel); Murray (14, 2nd base off Festa/Winkel).
PO : Acosta, J (1st base by Festa).

BATTING

2B : Rucker (12, Middendorf); Winkel (7, Middendorf).
HR : Gray (13, 2nd inning off Puello, 1 on, 2 out).
TB : Gray 6; Rucker 3; Winkel 3.
RBI : Gray 2 (60); Javier (47); Rucker 2 (22); Winkel 3 (25).
2-out RBI : Gray 2.
Runners left in scoring position, 2 out : Mack; Neuse 4.
Team RISP : 4-for-16.
Team LOB : 8.

BASERUNNING

SB : Shuffield (1, 2nd base off Tripp/Clarke).

FIELDING

E : Gray (5, fielding).
Pickoffs : Festa (Acosta, J at 1st base).
DP : (Javier-Shuffield-Mack).

Wisconsin	IP	H	R	ER	BB	SO	HR	ERA	Cedar Rapids	IP	H	R	ER	BB	SO	HR	ERA
Puello	2.0	3	3	3	2	4	1	6.21	Festa	3.2	5	3	0	4	3	1	2.45
Tripp (L, 1-2)	1.0	1	3	3	4	0	0	6.08	McMahon, H (W, 3-0)	2.1	1	0	0	0	3	0	0.56
Middendorf	2.0	2	1	1	0	5	0	2.31	Mullenbach	1.0	0	0	0	0	2	0	0.74
Meeker	1.0	1	1	1	1	2	0	2.89	Totals	7.0	6	3	0	4	8	1	3.37
Totals	6.0	7	8	8	7	11	1	4.21									

Tripp pitched to 3 batters in the 4th.

WP : Tripp; Festa 2.
HBP : Perez, M (by Puello).
Pitches-strikes : Puello 59-34; Tripp 30-9; Middendorf 41-29; Meeker 22-15; Festa 72-34; McMahon, H 30-22; Mullenbach 10-7.
Groundouts-flyouts : Puello 0-0; Tripp 1-1; Middendorf 1-0; Meeker 1-0; Festa 2-1; McMahon, H 3-1; Mullenbach 0-0.
Batters faced : Puello 12; Tripp 8; Middendorf 8; Meeker 6; Festa 18; McMahon, H 8; Mullenbach 3.
Inherited runners-scored : Middendorf 3-3; McMahon, H 3-0.
Umpires : HP: Bryan Van Vranken. 1B: Zachary Martin.
Official Scorer : Steve Meyer
Weather : 71 degrees, Clear
Wind : 1 mph, Calm
First pitch : 8:02 PM
T : 2:14
Att : 3,505
Venue : Perfect Game Field
August 20, 2022

Cedar Rapids Kernels Hitting - 2022 - Regular Season - All Players

#	Player	Team	B	AVG	G	AB	R	H	TB	2B	3B	HR	RBI	BB	IBB	SO	SB	CS	OBP	SLG	OPS	PA	SAC	SF	HBP	GIDP	E
17	Camargo, J	CR	R	.296	28	115	16	34	57	5	0	6	16	3	0	37	0	0	.314	.496	.810	118	0	0	0	5	2
43	Encarnacion-Strand, C	CR	R	.296	74	294	52	87	176	23	3	20	68	30	1	85	7	1	.370	.599	.969	330	0	1	5	0	21
9	Fedko, K	CR	R	.236	73	275	50	65	110	15	3	8	35	37	0	56	9	2	.335	.400	.735	319	0	2	5	5	4
4	Garry Jr., W	CR	L	.189	44	132	20	25	44	8	4	1	8	22	1	52	11	3	.314	.333	.647	159	3	0	2	3	3
18	Gray, S	CR	L	.253	97	360	51	91	145	13	1	13	60	38	1	124	12	5	.346	.403	.749	413	0	1	14	5	5
38	Holland, W	CR	R	.225	85	276	45	62	100	12	4	6	35	39	0	98	21	4	.331	.362	.693	327	1	4	7	1	4
19	Javier, W	CR	R	.216	93	338	42	73	123	13	5	9	47	29	0	110	4	3	.287	.364	.651	373	0	1	5	10	12
45	Lee, B	CR	S	.323	8	31	3	10	13	0	0	1	2	4	0	8	0	1	.400	.419	.819	35	0	0	0	0	2
39	Mack, C	CR	L	.160	49	169	17	27	43	8	1	2	15	15	1	67	0	1	.237	.254	.491	186	0	0	2	0	9
2	Morales, J	CR	R	.210	57	205	26	43	74	9	2	6	28	16	0	60	3	1	.292	.361	.653	236	0	5	10	2	5
1	Neuse, D	CR	R	.158	47	139	17	22	34	3	0	3	12	20	0	40	8	1	.273	.245	.518	161	0	0	2	2	1
30	Nigro, F	CR	R	.286	4	7	0	2	2	0	0	0	1	2	0	2	0	0	.444	.286	.730	9	0	0	0	0	0
21	Perez, M	CR	R	.341	13	44	8	15	20	2	0	1	5	5	0	9	11	1	.431	.455	.886	51	0	0	2	0	1
1	Prato, A	CR	R	.271	45	181	46	49	88	8	5	7	33	22	0	59	12	4	.349	.486	.835	209	0	4	2	0	6
13	Rucker, J	CR	R	.281	38	135	24	38	64	12	1	4	22	18	0	33	4	4	.379	.474	.853	162	1	3	5	1	3
23	Sabato, A	CR	R	.226	80	288	50	65	129	13	0	17	57	49	1	111	2	1	.351	.448	.799	348	0	3	8	4	5
30	Schmidt, K	CR	R	.000	1	3	0	0	0	0	0	0	0	1	0	1	0	0	.250	.000	.250	4	0	0	0	0	0
4	Severino, Y	CR	S	.283	46	159	30	45	91	9	2	11	40	25	0	43	0	0	.398	.572	.970	191	0	1	6	2	4
32	Shuffield, D	CR	R	.000	2	5	1	0	0	0	0	0	0	1	0	4	1	0	.167	.000	.167	6	0	0	0	0	0
8	Soularie, A	CR	R	.234	88	320	68	75	126	15	3	10	38	47	0	104	18	5	.341	.394	.735	378	0	4	7	4	7
44	Taylor, K	CR	R	.216	28	97	15	21	28	2	1	1	5	8	0	32	1	3	.283	.289	.572	106	0	0	1	2	1
5	Winkel, P	CR	L	.236	42	157	16	37	56	7	0	4	25	15	0	54	0	0	.301	.357	.658	173	0	1	0	2	6
CR				.238	113	3730	597	886	1523	177	35	130	552	446	5	1189	124	40	.330	.408	.738	4294	5	30	83	48	108
OPP				.225	113	3688	436	828	1301	150	19	95	396	360	2	1075	118	31	.299	.353	.652	4138	13	31	44	43	

Cedar Rapids Kernels Pitching - 2022 - Regular Season - All Players

#	Player	Team	T	W	L	ERA	G	GS	CG	SHO	GF	HLD	SV	SVO	IP	H	R	ER	HR	HB	BB	IBB	SO	AVG	WP	BK	GIDP	TBF
22	Acosta, M	CR	R	1	0	1.47	13	0	0	0	5	4	1	1	18.1	13	5	3	0	0	9	0	12	.213	0	0	3	72
35	Adams, T	CR	R	0	2	7.04	4	4	0	0	0	0	0	0	15.1	20	15	12	4	0	6	0	21	.308	0	1	1	72
45	Banks, P	CR	R	0	0	13.50	1	1	0	0	0	0	0	0	2.0	5	4	3	2	0	3	0	2	.417	0	0	0	15
44	Bentley, D	CR	L	1	1	3.06	13	0	0	0	7	2	2	3	17.2	14	6	6	0	1	4	0	26	.219	1	0	0	71
13	Cabezas, A	CR	R	1	2	3.63	12	0	0	0	6	0	0	0	17.1	14	11	7	3	1	3	0	26	.209	0	0	0	71
27	Festa, D	CR	R	6	2	2.45	13	10	0	0	1	0	0	0	62.1	55	21	17	4	3	26	0	62	.242	5	0	1	258
32	German, O	CR	R	0	0	1.17	6	0	0	0	6	0	5	5	7.2	6	1	1	0	0	0	0	10	.214	0	0	0	29
30	Gipson-Long, S	CR	R	5	2	1.99	10	10	0	0	0	0	0	0	49.2	33	11	11	4	1	13	0	52	.185	0	0	1	192
40	Hanner, B	CR	R	7	3	4.06	33	1	0	0	11	4	2	2	51.0	35	28	23	3	6	23	0	57	.193	10	0	1	213
35	Headrick, B	CR	L	8	2	2.34	15	15	0	0	0	0	0	0	65.1	45	17	17	7	2	13	0	77	.188	0	0	1	254
47	Laweryson, C	CR	R	1	0	2.57	16	2	0	0	1	5	1	1	35.0	25	12	10	0	1	12	0	42	.200	1	1	1	143
16	Legumina, C	CR	R	0	1	4.05	3	3	0	0	0	0	0	0	13.1	10	6	6	0	0	4	0	16	.204	0	0	1	53
17	McMahon, H	CR	R	3	0	0.56	16	1	0	0	8	1	2	4	32.0	15	5	2	0	2	3	0	31	.139	0	0	0	114
33	Milacki, B	CR	R	6	1	2.60	32	0	0	0	10	5	3	5	55.1	45	17	16	3	4	20	0	53	.220	3	0	3	230
20	Molina, D	CR	R	2	1	3.14	33	0	0	0	10	4	5	5	48.2	38	19	17	6	3	20	1	48	.218	7	1	6	202
11	Mooney, S	CR	R	2	2	2.50	13	11	0	0	1	0	0	0	54.0	38	21	15	5	2	26	0	73	.196	4	1	2	226
30	Mullenbach, M	CR	R	1	1	0.74	17	0	0	0	9	1	0	1	24.1	18	6	2	0	0	7	0	22	.196	1	0	0	99
30	Nigro, F	CR	R	0	0	0.00	1	0	0	0	1	0	0	0	1.0	0	0	0	0	0	2	0	2	.000	1	0	0	5
46	Olsen, J	CR	R	1	0	4.40	11	1	0	0	1	0	0	0	14.1	13	7	7	0	1	4	0	23	.232	4	0	0	61
25	Palm, T	CR	R	0	0	3.91	29	1	0	0	11	4	0	0	46.0	45	22	20	2	6	20	0	35	.263	3	0	4	200
23	Perez, S	CR	L	0	0	0.00	2	0	0	0	2	0	0	0	1.1	1	0	0	0	0	0	0	0	.250	0	0	1	4
21	Povich, C	ABD	L	2	0	0.00	2	2	0	0	0	0	0	0	12.0	4	0	0	0	1	2	0	15	.103	0	0	2	42
21	Povich, C	CR	L	6	8	4.46	16	16	0	0	0	0	0	0	78.2	71	47	39	9	3	26	0	107	.234	4	1	1	336
21	Povich, C	2 Teams	L	8	8	3.87	18	18	0	0	0	0	0	0	90.2	75	47	39	9	4	28	0	122	.219	4	1	3	378
48	Rijo, L	CR	R	0	2	8.03	4	4	0	0	0	0	0	0	12.1	19	12	11	2	2	5	0	7	.352	1	0	1	61
37	Rodriguez, M	CR	R	2	1	3.02	34	1	0	0	8	7	3	5	50.2	43	21	17	11	1	18	0	57	.224	2	0	2	213
16	Rodriguez, O	CR	R	3	1	3.20	23	4	0	0	3	4	0	0	45.0	35	19	16	5	1	23	0	59	.210	6	0	5	192
41	Rozeck, A	CR	L	7	6	4.83	18	16	0	0	0	0	0	0	72.2	76	45	39	14	2	25	0	68	.265	4	0	3	319
24	Shreve, R	CR	R	1	2	3.14	22	2	0	0	8	0	1	2	28.2	21	14	10	1	0	13	1	26	.200	2	0	3	120
	Stankiewicz, J	CR	R	2	4	5.86	11	10	0	0	0	0	0	0	43.0	50	28	28	5	1	16	0	37	.289	3	0	1	192
22	Swain, M	CR	R	1	2	5.40	18	0	0	0	4	2	0	1	26.2	25	16	16	5	1	16	0	24	.240	4	1	1	121
CR				67	46	3.37	113	113	0	9	113	43	25	35	989.2	828	436	371	95	44	360	2	1075	.225	66	6	43	4138
OPP				46	67	4.93	113	113	0	2	113	29	22	35	978.1	886	597	536	130	83	446	5	1189	.238	84	6	48	4294

Midwest League Standings - 2022 - Regular Season

MID East	W	L	PCT	GB	L10	STRK	HOME	ROAD	RS	RA	DIFF
*-Great Lakes	69	44	.611	-	9-1	W3	35-19	34-25	587	488	99
Lake County	62	48	.564	5.5	7-3	L1	29-23	33-25	505	460	45
West Michigan	60	52	.536	8.5	4-6	W1	29-23	31-29	585	517	68
Dayton	55	56	.495	13.0	4-6	W4	28-32	27-24	484	538	-54
Fort Wayne	45	68	.398	24.0	1-9	L4	23-36	22-32	465	541	-76
Lansing	45	68	.398	24.0	6-4	L3	22-37	23-31	505	627	-122
MID West	W	L	PCT	GB	L10	STRK	HOME	ROAD	RS	RA	DIFF
*-Cedar Rapids	67	46	.593	-	6-4	W1	34-25	33-21	597	436	161
South Bend	63	50	.558	4.0	5-5	W4	39-20	24-30	534	508	26
Wisconsin	59	53	.527	7.5	5-5	L1	34-20	25-33	501	509	-8
Beloit	56	56	.500	10.5	5-5	L4	25-28	31-28	476	462	14
Peoria	48	65	.425	19.0	2-8	L2	27-32	21-33	484	567	-83
Quad Cities	45	68	.398	22.0	6-4	W2	23-31	22-37	525	595	-70

* - Clinched Division (1st Half)

	1	2	3	4	5	6	7	8	9	R	H	E
Fort Myers	0	0	0	0	0	0	1	1	0	2	10	3
Palm Beach	3	2	0	3	4	1	1	0	x	14	16	2

Fort Myers	AB	R	H	RBI	BB	SO	LOB	AVG	Palm Beach	AB	R	H	RBI	BB	SO	LOB	AVG
Urbina, CF	2	0	1	0	0	0	0	.304	Scott II, CF	2	3	0	0	3	0	3	.192
a-Baez, PH-CF	3	0	0	0	0	1	3	.220	Baez, RF	5	3	3	5	0	1	3	.385
Miller, SS	4	1	2	0	0	0	2	.219	Francisco, 1B	4	2	1	0	1	0	1	.286
Schobel, 2B	4	0	1	0	0	0	1	.205	Yeager, 3B	5	0	2	2	0	1	2	.327
Cardenas, C	4	0	1	0	0	0	3	.249	Church, LF	5	1	2	0	0	1	2	.194
Cavaco, 3B	4	0	1	0	0	1	3	.230	Rotondo, DH	5	1	2	1	0	2	1	.295
Cespedes, 1B	4	1	1	0	0	0	3	.286	Moore, SS	5	1	2	0	0	2	3	.226
Rosario, LF	4	0	2	0	0	0	0	.230	Bernal, C	3	2	2	1	0	0	2	.270
Sayre, RF	3	0	0	0	1	1	1	.214	a-Zapata, J, PH-C	2	0	1	1	0	1	1	.333
Baez, DH	3	0	1	1	0	0	1	.286	Moquete, 2B	4	1	1	1	0	1	2	.223
Raya, P	0	0	0	0	0	0	0	.000	Baker, P	0	0	0	0	0	0	0	.000
Cleto, P	0	0	0	0	0	0	0	.000	Cuenca, P	0	0	0	0	0	0	0	.000
Escobar, P	0	0	0	0	0	0	0	.000	Hickey, P	0	0	0	0	0	0	0	.000
Mendez, J, P	0	0	0	0	0	0	0	.000	Totals	40	14	16	11	4	9	20	.228
Totals	35	2	10	1	1	3	17	.236	a-Singled for Bernal in the 6th.								

a-Popped out for Urbina in the 6th.

BATTING

TB : Baez; Cardenas; Cavaco; Cespedes; Miller 2; Rosario 2; Schobel; Urbina.

RBI : Baez (1).

Runners left in scoring position, 2 out : Baez 2; Cespedes; Miller.

SF : Baez.

GIDP : Cavaco; Cespedes.

Team RISP : 0-for-8.

Team LOB : 8.

FIELDING

E : Cleto (1, throw); Cavaco (18, throw); Escobar (1, throw).

BATTING

2B : Bernal (7, Escobar); Baez (1, Escobar).

HR : Baez 2 (2, 1st inning off Raya, 1 on, 0 out, 2nd inning off Raya, 1 on, 1 out).

TB : Baez 10; Bernal 3; Church 2; Francisco; Moore 2; Moquete; Rotondo 2; Yeager 2; Zapata, J.

RBI : Baez 5 (6); Bernal (23); Moquete (27); Rotondo (4); Yeager 2 (13); Zapata, J (1).

2-out RBI : Zapata, J; Yeager 2; Baez.

Runners left in scoring position, 2 out : Church; Yeager; Bernal 2.

SF : Moquete.

Team RISP : 6-for-17.

Team LOB : 7.

FIELDING

E : Yeager (4, fielding); Hickey (1, throw).

DP : 2 (Moquete-Moore-Francisco; Yeager-Francisco).

Fort Myers	IP	H	R	ER	BB	SO	HR	ERA	Palm Beach	IP	H	R	ER	BB	SO	HR	ERA
Raya (L, 3-2)	2.0	5	5	5	2	1	2	3.41	Baker (W, 8-7)	6.1	7	1	1	1	1	0	3.22
Cleto	2.0	3	3	1	1	3	0	16.88	Cuenca	1.2	2	1	0	0	1	0	3.38
Escobar	1.0	5	5	3	0	0	0	7.97	Hickey	1.0	1	0	0	0	1	0	0.00
Mendez, J	3.0	3	1	1	1	5	0	4.17	Totals	9.0	10	2	1	1	3	0	3.77
Totals	8.0	16	14	10	4	9	2	3.35									

Escobar pitched to 1 batter in the 6th.

Pitches-strikes : Raya 41-27; Cleto 45-27; Escobar 25-19; Mendez, J 43-28; Baker 89-62; Cuenca 30-18; Hickey 12-10.

Groundouts-flyouts : Raya 3-1; Cleto 0-2; Escobar 2-1; Mendez, J 2-1; Baker 4-5; Cuenca 3-0; Hickey 1-0.

Batters faced : Raya 13; Cleto 10; Escobar 9; Mendez, J 13; Baker 26; Cuenca 7; Hickey 4.

Inherited runners-scored : Mendez, J 1-1; Cuenca 3-1.

Umpires : HP: Garret Griffin. 1B: Nelson Fraley.

Official Scorer : Lou Villano

Weather : 89 degrees, Partly Cloudy

Wind : 10 mph, In From RF

First pitch : 6:00 PM

T : 2:32

Att : 1,793

Venue : Roger Dean Chevrolet Stadium

August 20, 2022

Fort Myers Mighty Mussels Hitting - 2022 - Regular Season - All Players

#	Player	Team	B	AVG	G	AB	R	H	TB	2B	3B	HR	RBI	BB	IBB	SO	SB	CS	OBP	SLG	OPS	PA	SAC	SF	HBP	GIDP	E
13	Aguiar, C	FTM	L	.264	37	121	20	32	74	8	2	10	22	4	0	53	2	6	.288	.612	.900	125	0	0	0	1	0
11	Baez, L	FTM	R	.220	58	159	25	35	39	2	1	0	17	22	0	56	19	2	.322	.245	.567	183	0	0	2	2	1
17	Baez, N	FTM	R	.286	2	7	0	2	3	1	0	0	1	0	0	3	0	1	.250	.429	.679	8	0	1	0	0	0
36	Beckham, T	FTM	R	.286	2	7	3	2	5	0	0	1	3	2	0	2	0	0	.444	.714	1.158	9	0	0	0	0	0
9	Cardenas, N	FTM	R	.249	86	265	37	66	105	13	1	8	32	65	1	63	10	5	.421	.396	.817	347	0	2	15	9	8
9	Cavaco, K	FTM	R	.230	84	318	29	73	122	15	5	8	49	17	0	116	6	4	.268	.384	.652	339	0	3	1	5	18
20	Cespedes, R	FTM	L	.286	59	203	24	58	84	14	0	4	23	12	0	46	1	1	.335	.414	.749	221	0	2	4	6	3
11	Fedko, K	FTM	R	.318	26	88	19	28	41	5	1	2	16	17	0	22	4	1	.422	.466	.888	109	0	3	1	2	2
	Feliz, J	FTM	R	.167	7	24	3	4	6	2	0	0	1	2	1	6	0	0	.231	.250	.481	26	0	0	0	2	1
	Huffins, Z	FTM	R	.143	9	21	2	3	7	1	0	1	3	5	0	11	1	1	.333	.333	.666	27	0	0	1	0	0
21	Miller, N	FTM	S	.219	95	343	51	75	98	11	3	2	22	61	0	97	19	7	.341	.286	.627	413	0	4	5	2	6
5	Neuse, D	FTM	R	.211	31	90	15	19	28	3	0	2	6	15	0	25	2	4	.330	.311	.641	106	0	0	1	2	0
37	Nigro, F	FTM	R	.125	4	8	1	1	1	0	0	0	0	6	0	6	1	1	.500	.125	.625	14	0	0	0	0	0
	Ortega, J	FTM	R	1.000	1	1	0	1	1	0	0	0	2	0	0	0	0	0	1.000	1.000	2.000	1	0	0	0	0	0
2	Ozoria, D	FTM	S	.268	45	123	21	33	38	5	0	0	10	13	0	46	17	3	.341	.309	.650	138	0	1	1	0	6
4	Perez, M	FTM	R	.225	81	258	43	58	104	20	1	8	37	27	0	66	32	5	.329	.403	.732	301	0	2	14	6	18
36	Roberto, N	FTM	R	.145	26	83	10	12	25	2	1	3	9	5	0	43	0	0	.211	.301	.512	90	0	0	2	1	0
15	Rodriguez, A	FTM	R	.250	1	4	0	1	1	0	0	0	1	0	0	1	0	0	.250	.250	.500	4	0	0	0	0	0
	Rodriguez, E	FTM	L	.272	47	136	35	37	75	5	3	9	25	57	1	52	11	5	.492	.551	1.043	199	0	2	4	0	2
25	Rosario, K	FTM	R	.230	92	317	40	73	128	19	3	10	37	26	2	120	6	2	.310	.404	.714	355	0	1	11	5	8
4	Ross, B	FTM	R	.357	4	14	4	5	12	1	0	2	5	4	0	3	0	0	.500	.857	1.357	18	0	0	0	0	0
8	Rucker, J	FTM	R	.225	60	218	37	49	72	9	4	2	17	33	0	53	13	7	.338	.330	.668	260	0	3	6	2	4
12	Sayre, A	FTM	R	.214	4	14	3	3	7	0	0	0	3	2	0	4	0	0	.294	.214	.508	17	0	1	0	0	0
37	Schmidt, K	FTM	R	.244	28	90	8	22	38	4	0	4	20	7	0	24	0	0	.296	.422	.718	98	0	1	0	4	2
1	Schobel, T	FTM	R	.205	10	39	2	8	8	0	0	0	3	4	0	7	1	0	.295	.205	.500	44	0	0	1	2	1
40	Smith, L	FTM	R	.197	25	61	6	12	22	7	0	1	8	9	0	30	0	1	.329	.361	.690	76	0	2	4	1	4
15	Tatum, D	FTM	R	.188	66	192	29	36	59	8	0	5	17	40	2	80	0	2	.340	.307	.647	241	0	3	6	5	4
8	Urbina, M	FTM	R	.304	32	125	20	38	66	14	1	4	19	12	1	25	7	4	.360	.528	.888	139	0	2	0	2	1
1	Yake, E	FTM	L	.257	13	35	2	9	9	0	0	0	4	3	0	6	4	2	.317	.257	.574	41	0	2	1	0	0
	FTM			.236	109	3364	489	795	1274	169	26	86	412	470	8	1066	156	64	.341	.379	.720	3949	0	35	80	59	107
	OPP			.227	109	3382	424	767	1164	148	24	67	379	330	6	1030	128	43	.301	.344	.645	3790	9	27	42	60	

Fort Myers Mighty Mussels Pitching - 2022 - Regular Season - All Players

#	Player	Team	T	W	L	ERA	G	GSCG	SHO	GF	HLD	SV	SVO	IP	H	R	ER	HR	HB	BB	IBB	SO	AVG	WP	BK	GIDP	TBF	
30	Adams, T	FTM	R	4	5	3.50	15	15	0	0	0	0	0	69.1	57	28	27	4	2	15	0	69	.224	3	0	5	275	
36	Alcala, J	FTM	R	0	1	0.00	1	0	0	0	0	0	0	1.0	2	1	0	0	0	0	0	1	.333	0	0	0	6	
31	Balazovic, J	FTM	R	0	0	18.00	1	0	0	0	0	0	0	2.0	4	4	4	1	1	2	0	1	.400	0	0	0	13	
44	Barrington, M	FTM	R	3	5	3.54	28	3	0	0	10	3	4	7	48.1	36	25	19	3	2	24	2	64	.205	4	0	2	204
	Campbell, L	FTM	R	0	1	10.80	4	0	0	0	2	1	0	1	3.1	5	4	4	1	0	7	0	6	.333	1	0	0	22
5	Carr, J	FTM	L	5	0	3.38	11	8	0	0	1	0	0	0	48.0	44	20	18	4	2	7	0	33	.249	0	2	5	188
37	Cleto, T	FTM	R	0	0	16.88	2	1	0	0	0	0	0	0	2.2	7	7	5	0	0	2	0	3	.467	0	0	0	17
44	Enlow, B	FTM	R	0	0	16.20	1	1	0	0	0	0	0	0	1.2	5	7	3	1	0	1	0	1	.417	0	0	0	13
33	Escobar, A	FTM	R	0	1	7.97	16	0	0	0	3	1	1	2	20.1	27	24	18	1	4	13	0	21	.329	3	2	1	103
40	Festa, D	FTM	R	2	1	1.50	5	5	0	0	0	0	0	0	24.0	12	5	4	1	1	6	0	33	.148	1	0	1	88
32	Grace, R	FTM	R	3	3	4.63	29	1	0	0	6	4	2	4	46.2	54	32	24	3	5	24	0	63	.283	4	1	1	222
19	Gray, S	FTM	R	0	0	0.00	1	1	0	0	0	0	0	0	3.0	1	0	0	0	0	0	0	5	.091	0	0	0	11
45	Hajjar, S	FTM	L	2	2	2.47	12	12	0	0	0	0	0	0	43.2	25	14	12	3	2	22	0	71	.168	3	0	3	174
35	Hicks, J	FTM	R	4	2	2.74	31	0	0	0	10	4	0	2	42.2	36	28	13	2	1	20	1	45	.217	5	0	2	190
45	Jurado, A	FTM	R	0	0	0.00	1	1	0	0	0	0	0	0	4.0	1	0	0	0	0	2	0	4	.077	0	0	1	15
48	Labas, A	FTM	R	0	0	4.50	1	1	0	0	0	0	0	0	2.0	2	1	1	0	0	0	0	4	.250	0	0	0	8
38	Lavallee, J	FTM	R	1	1	4.08	10	2	0	0	3	1	2	2	17.2	15	9	8	0	1	10	0	17	.224	0	0	2	78
19	McMahon, H	FTM	R	1	0	2.23	20	0	0	0	12	0	5	5	32.1	20	8	8	5	1	8	0	36	.182	0	1	2	119
43	Mendez, J	FTM	R	2	2	4.17	28	0	0	0	11	3	3	3	41.0	28	20	19	3	2	25	0	50	.193	5	4	2	175
40	Mullenbach, M	FTM	R	3	0	2.12	10	0	0	0	2	1	1	2	17.0	17	7	4	1	2	3	0	20	.266	1	0	3	70
17	Nowlin, J	FTM	L	4	3	3.65	19	11	0	0	0	2	0	2	56.2	47	25	23	2	4	29	1	89	.221	6	1	0	248
31	Ohl, P	FTM	R	6	6	3.48	18	16	0	0	2	0	0	0	82.2	84	37	32	5	4	12	0	94	.263	5	1	5	338
19	Paredes, M	FTM	R	7	4	2.92	21	12	0	0	3	2	1	1	77.0	70	28	25	10	0	13	0	58	.246	3	0	9	300
12	Perez, S	FTM	L	2	4	3.20	24	0	0	0	10	3	1	3	45.0	35	21	16	5	0	15	0	40	.213	5	3	4	183
30	Puentes, Z	FTM	R	0	0	5.40	4	0	0	0	2	0	0	0	6.2	5	4	4	1	0	5	0	7	.208	1	0	1	29
23	Raya, M	FTM	R	3	2	3.41	16	15	0	0	0	0	0	0	58.0	44	25	22	8	2	20	0	64	.207	1	2	1	236
41	Rimmel, N	FTM	R	4	1	2.01	24	0	0	0	11	1	3	4	31.1	20	10	7	1	3	17	0	39	.182	1	3	2	130
41	Stankiewicz, J	FTM	R	3	0	0.83	4	4	0	0	0	0	0	0	21.2	11	3	2	0	0	5	0	31	.147	2	0	2	80
32	Stashak, C	FTM	R	0	0	0.00	1	0	0	0	0	0	0	0	1.0	0												

Florida State League Standings - 2022 - Regular Season

FSL East	W	L	PCT	GB	L10	STRK	HOME	ROAD	RS	RA	DIFF
*-St. Lucie	65	47	.580	-	4-6	L4	38-15	27-32	526	458	68
Jupiter	55	55	.500	9.0	4-6	L5	36-17	19-38	452	485	-33
Palm Beach	55	56	.495	9.5	2-8	W1	34-23	21-33	437	474	-37
Daytona	44	66	.400	20.0	5-5	W1	31-28	13-38	438	476	-38
FSL West	W	L	PCT	GB	L10	STRK	HOME	ROAD	RS	RA	DIFF
*-Fort Myers	61	48	.560	-	5-5	L1	29-22	32-26	489	424	65
Bradenton	58	53	.523	4.0	6-4	L2	30-24	28-29	508	498	10
Dunedin	56	56	.500	6.5	8-2	W6	30-29	26-27	499	456	43
Lakeland	55	56	.495	7.0	6-4	W4	32-26	23-30	485	514	-29
Tampa	53	57	.482	8.5	4-6	W2	31-25	22-32	476	465	11
Clearwater	52	60	.464	10.5	5-5	L1	24-30	28-30	437	497	-60

* - Clinched Division (1st Half)

	1	2	3	4	5	6	7	8	9	R	H	E
FCL Red Sox	0	2	1	0	0	0	0	0	0	3	10	0
FCL Twins	2	0	0	0	0	0	0	0	0	2	3	1

FCL Red Sox	AB	R	H	RBI	BB	SO	LOB	AVG	FCL Twins	AB	R	H	RBI	BB	SO	LOB	AVG
Romero, DH	4	0	2	0	1	1	1	.241	Olivar, LF	3	1	1	0	0	1	2	.361
Liendo, 2B	4	1	0	0	1	3	4	.210	a-Centeno, PH-LF	1	0	0	0	0	1	1	.233
Anthony, RF	5	0	2	0	0	0	2	.464	Madrigal, RF	3	0	0	0	0	3	1	.000
Castro, A, CF	5	0	0	0	0	1	5	.278	De Andrade, DH	2	1	1	2	1	1	0	.249
Brannon, C	3	1	2	1	0	1	0	.600	Cruz, 3B	4	0	0	0	0	1	4	.173
Viloría, C	1	0	1	0	0	0	0	.138	Soto, 2B	4	0	0	0	0	1	1	.211
Coffey, SS	4	1	2	0	0	0	1	.080	Castro, W, C	1	0	0	0	1	0	0	.222
García, Jh, LF	4	0	1	1	0	2	2	.184	Rivero, C	2	0	0	0	0	1	0	.074
Zapete, 1B	3	0	0	1	0	1	2	.242	Ortiz, SS	3	0	1	0	1	1	0	.250
James, 3B	4	0	0	0	0	2	4	.340	Ramírez, 1B	2	0	0	0	0	1	2	.177
Hernandez, F, P	0	0	0	0	0	0	0	.000	Duran, 1B	1	0	0	0	0	0	1	.195
Godman, P	0	0	0	0	0	0	0	.000	Perez, I, CF	2	0	0	0	1	1	2	.200
Perez, R, P	0	0	0	0	0	0	0	.000	Reyes, P	0	0	0	0	0	0	0	.000
Totals	37	3	10	3	2	11	21	.243	Klein, P	0	0	0	0	0	0	0	.000
									Veen, P	0	0	0	0	0	0	0	.000
									Mineo, P	0	0	0	0	0	0	0	.000
									Moreno, D, P	0	0	0	0	0	0	0	.000
									Perez, E, P	0	0	0	0	0	0	0	.000
									Banks, P	0	0	0	0	0	0	0	.000
									Totals	28	2	3	2	4	12	14	.222

BATTING

2B : Brannon (1, Reyes).

TB : Anthony 2; Brannon 3; Coffey 2; García, Jh; Romero 2; Viloría.

RBI : Brannon (5); García, Jh (16); Zapete (9).

2-out RBI : Brannon.

Runners left in scoring position, 2 out : Castro, A; Coffey; James; Liendo.

SF : Zapete.

Team RISP : 2-for-9.

Team LOB : 10.

FIELDING

DP : 2 (Zapete-Coffey-Perez, R; Coffey-Liendo-Zapete).

a-Struck out for Olivar in the 8th.

BATTING

HR : De Andrade 4; Olivar; Ortiz.

TB : De Andrade 2; Olivar; Ortiz.

RBI : De Andrade 2 (23).

Runners left in scoring position, 2 out : Olivar 2; Soto.

GIDP : Cruz; Duran.

Team RISP : 0-for-6.

Team LOB : 5.

FIELDING

E : Castro, W (2, pickoff).

PB : Castro, W (2).

FCL Red Sox	IP	H	R	ER	BB	SO	HR	ERA	FCL Twins	IP	H	R	ER	BB	SO	HR	ERA
Hernandez, F (W, 9-3)	5.0	3	2	2	1	8	1	4.46	Reyes (L, 0-2)	3.0	5	3	2	1	4	0	6.43
Godman (H, 1)	1.0	0	0	0	1	1	0	0.00	Klein	1.0	1	0	0	0	2	0	0.00
Perez, R (S, 4)	3.0	0	0	0	2	3	0	1.16	Veen	1.0	0	0	0	0	1	0	3.00
Totals	9.0	3	2	2	4	12	1	3.64	Mineo	1.0	0	0	0	0	1	0	0.00
									Moreno, D	1.0	1	0	0	1	1	0	6.00
									Perez, E	1.0	2	0	0	0	2	0	3.97
									Banks	1.0	1	0	0	0	0	0	2.63
									Totals	9.0	10	3	2	2	11	0	4.25

WP : Godman.

HBP : Madrigal (by Perez, R); De Andrade (by Perez, R).

Groundouts-flyouts : Hernandez, F 3-3; Godman 2-0; Perez, R 3-0; Reyes 1-4; Klein 1-1; Veen 1-1; Mineo 1-1; Moreno, D 2-0; Perez, E 0-1; Banks 2-1.

Batters faced : Hernandez, F 19; Godman 4; Perez, R 11; Reyes 15; Klein 5; Veen 3; Mineo 3; Moreno, D 5; Perez, E 5; Banks 4.

Umpires : HP: Jared Duerson. 1B: Connor Crowell.

Official Scorer : Brian Mullen

Weather : 84 degrees, Sunny

Wind : 4 mph, L To R

First pitch : 10:00 AM

T : 2:30

Venue : CenturyLink Sports Complex Fields

August 20, 2022

FCL Twins Hitting - 2022 - Regular Season - All Players

#	Player	Team	B	AVG	G	AB	R	H	TB	2B	3B	HR	RBI	BB	IBB	SO	SB	CS	OBP	SLG	OPS	PA	SAC	SF	HBP	GIDP	E
24	Aguiar, C	TWI	L	.167	2	6	1	1	2	1	0	0	0	1	0	1	1	0	.286	.333	.619	7	0	0	0	0	0
39	Baez, N	TWI	R	.222	3	9	0	2	3	1	0	0	1	1	0	3	0	0	.300	.333	.633	10	0	0	0	0	0
4	Camargo, J	TWI	R	.273	3	11	1	3	6	1	1	0	1	1	0	4	0	0	.333	.545	.878	12	0	0	0	0	1
30	Castro, W	TWI	R	.222	19	54	9	12	19	1	0	2	7	8	0	14	0	0	.323	.352	.675	62	0	0	0	0	2
27	Centeno, A	TWI	R	.233	40	116	22	27	40	6	2	1	21	23	0	47	4	2	.364	.345	.709	143	0	2	2	2	1
2	Contreras, D	TWI	R	.059	7	17	3	1	1	0	0	0	0	1	0	9	0	0	.111	.059	.170	18	0	0	0	0	1
45	Cossetti, A	TWI	R	.000	1	2	1	0	0	0	0	0	0	1	0	0	0	0	.500	.000	.500	4	0	0	1	1	0
4	Cruz, R	DSL TWI	R	.352	33	105	27	37	69	5	3	7	27	17	1	29	5	4	.449	.657	1.106	127	0	2	3	1	10
4	Cruz, R	TWI	R	.173	16	52	7	9	16	2	1	1	10	6	0	16	0	1	.283	.308	.591	60	0	0	2	2	2
4	Cruz, R	2 Teams	R	.293	49	157	34	46	85	7	4	8	37	23	1	45	5	5	.396	.541	.937	187	0	2	5	3	12
31	De Andrade, D	TWI	R	.249	47	173	27	43	66	9	1	4	23	19	0	34	4	2	.342	.382	.724	199	0	1	6	0	8
23	De La Cruz, J	TWI	L	.207	30	87	11	18	23	0	1	1	7	9	0	31	5	0	.310	.264	.574	100	0	0	4	2	2
19	Duran, G	TWI	L	.195	40	113	17	22	39	6	1	3	12	24	1	49	2	3	.345	.345	.690	139	0	0	2	3	2
46	Feliz, J	TWI	R	.000	2	4	0	0	0	0	0	0	0	1	0	2	0	0	.333	.000	.333	6	0	0	1	0	1
39	Garry Jr., W	TWI	L	.150	5	20	1	3	3	0	0	0	2	2	0	8	2	0	.227	.150	.377	22	0	0	0	0	0
52	Isola, A	TWI	R	.167	3	6	2	1	4	0	0	1	3	3	0	2	0	0	.444	.667	1.111	9	0	0	0	0	1
25	Lee, B	TWI	S	.353	4	17	2	6	8	2	0	0	3	0	0	0	0	0	.353	.471	.824	17	0	0	0	1	1
16	Madrigal, R	TWI	R	.000	5	11	1	0	0	0	0	0	0	4	0	6	1	1	.353	.000	.353	17	0	0	2	0	2
20	Martin, A	TWI	R	.250	2	8	1	2	3	1	0	0	3	2	0	1	1	1	.400	.375	.775	10	0	0	0	0	1
12	Michel, F	TWI	S	.172	38	122	21	21	30	3	0	2	7	25	0	54	15	6	.327	.246	.573	150	0	0	3	3	12
37	Morales, J	TWI	R	.222	3	9	1	2	5	0	0	1	4	1	0	2	0	0	.300	.556	.856	10	0	0	0	0	0
21	Nigro, F	TWI	R	.111	5	9	1	1	1	0	0	0	0	3	0	5	1	0	.333	.111	.444	12	0	0	0	0	2
11	Olivar, R	TWI	R	.361	38	122	16	44	76	11	3	5	23	16	1	29	5	5	.448	.623	1.071	145	0	2	5	1	1
66	Ortega, D	TWI	R	.500	3	10	2	5	6	1	0	0	2	1	0	1	0	0	.545	.600	1.145	11	0	0	0	0	0
56	Ortega, J	TWI	R	.000	2	4	0	0	0	0	0	0	0	2	0	3	0	0	.333	.000	.333	6	0	0	0	0	1
21	Ortiz, J	TWI	S	.250	4	12	2	3	4	1	0	0	1	4	0	4	0	0	.438	.333	.771	16	0	0	0	1	2
13	Pena, A	TWI	R	.333	23	75	12	25	43	7	1	3	15	5	0	27	0	1	.386	.573	.959	83	0	1	2	2	2
1	Perez, I	TWI	L	.200	37	100	16	20	30	6	2	0	16	18	0	31	3	1	.319	.300	.619	119	0	1	0	1	1
8	Ramirez, B	TWI	R	.177	33	96	9	17	27	4	0	2	10	16	0	39	0	0	.307	.281	.588	115	1	0	2	3	5
32	Rivero, G	TWI	S	.074	16	27	2	2	2	0	0	0	0	3	0	11	0	0	.167	.074	.241	30	0	0	0	1	1
20	Robertson, D	PHI	R	.200	2	5	1	1	1	0	0	0	0	1	0	2	0	0	.429	.200	.629	7	0	0	1	0	0
20	Robertson, D	TWI	R	.318	7	22	7	7	16	3	0	2	9	5	0	3	0	1	.444	.727	1.171	27	0	0	0	0	0
20	Robertson, D	2 Teams	R	.296	9	27	8	8	17	3	0	2	9	6	0	5	0	1	.441	.630	1.071	34	0	0	1	0	0
41	Rodriguez, A	TWI	R	.118	8	17	4	2	5	0	0	1	2	4	0	7	0	0	.318	.294	.612	22	0	0	1	0	1
46	Ross, B	TWI	R	.111	2	9	1	1	2	1	0	0	0	1	0	3	0	0	.200	.222	.422	10	0	0	0	0	0
66	Sanó, M	TWI	R	.313	5	16	3	5	12	1	0	2	4	3	0	2	1	0	.421	.750	1.171	19	0	0	0	0	0
48	Sayre, A	TWI	R	.182	3	11	2	2	4	0	1	0	3	2	0	5	0	0	.308	.364	.672	13	0	0	0	0	0
58	Schobel, T	TWI	R	.200	4	15	3	3	4	1	0	0	1	1	0	3	1	0	.250	.267	.517	16	0	0	0	0	1
49	Shuffield, D	TWI	R	.500	3	10	4	5	8	0	0	1	2	3	0	0	0	0	.615	.800	1.415	13	0	0	0	0	0
39	Smith, L	TWI	R	.000	1	3	0	0	0	0	0	0	0	1	0	1	0	0	.250	.000	.250	4	0	0	0	0	0
40	Sosa, M	TWI	R	.197	20	66	14	13	20	4	0	1	5	8	0	26	0	0	.293	.303	.596	75	0	0	1	1	0
5	Soto, Y	TWI	R	.211	38	109	18	23	40	8	0	3	15	18	0	42	2	2	.323	.367	.690	127	0	0	0	0	6
59	Urbina, M	TWI	R	.250	10	40	3	10	14	4	0	0	5	2	0	9	1	1	.326	.350	.676	46	0	1	3	1	0
38	Vasquez, A	TWI	S	.194	15	31	4	6	7	1	0	0	2	4	0	4	0	0	.359	.226	.585	39	0	0	4	1	4
39	Yake, E	TWI	L	.071	4	14	2	1	1	0	0	0	1	1	0	6	1	0	.133	.071	.204	15	0	0	0	0	0
TWI				.222	53	1655	253	368	590	86	14	36	220	253	2	544	50	27	.338	.356	.694	1958	1	8	41	26	75
OPP				.238	53	1730	267	412	611	94	12	27	222	183	0	524	87	18	.323	.353	.676	1969	1	14	41	13	

FCL Twins Pitching - 2022 - Regular Season - All Players

#	Player	Team	T	W	L	ERA	G	GS	CG	SHO	GF	HLD	SV	SVO	IP	H	R	ER	HR	HB	BB	IBB	SO	AVG	WP	BK	GIDP	TBF
15	Aria, D	TWI	L	1	3	5.96	10	6	0	0	1	1	0	0	25.2	29	24	17	3	4	12	0	38	.271	3	1	0	123
26	Banks, P	TWI	R	1	2	2.63	8	0	0	0	4	0	0	1	13.2	11	5	4	2	0	3	0	14	.212	2	0	0	55
46	Bashlor, T	TWI	R	0	0	0.00	1	0	0	0	0	0	0	0	1.0	0	0	0	0	1	0	0	0	.000	0	0	0	4
17	Bellair, C	TWI	R	1	1	1.69	13	0	0	0	7	1	0	0	21.1	17	9	4	1	2	5	0	20	.227	2	0	1	83
51	Boadas, M	TWI	R	3	2	5.74	11	0	0	0	4	0	2	4	26.2	32	21	17	2	6	9	0	23	.291	1	0	1	127
62	Boyle, M	TWI	L	1	0	0.00	2	0	0	0	0	0	0	0	2.0	2	0	0	0	0	0	0	2	.250	0	0	0	8
70	Canterino, M	TWI	R	0	0	3.38	2	2	0	0	0	0	0	0	2.2	3	1	1	1	0	1	0	4	.300	0	0	0	11
54	Cleto, T	TWI	R	1	2	4.55	9	2	0	0	3	0	2	3	29.2	27	15	15	1	5	3	0	31	.227	5	0	0	127
39	Culpepper, C	TWI	R	0	0	0.00	1	0	0	0	0	1	0	0	1.0	0	0	0	0	1	1	0	1	.000	0	0	0	5
54	Dobnak, R	TWI	R	0	0	0.00	2	2	0	0	0	0	0	0	3.0	4	0	0	0	0	0	0	4	.308	0	0	0	13
58	Edwards, J	TWI	L	0	0	0.00	1	0	0	0	0	0	0	0	1.0	1	0	0	0	0	0	0	1	.250	0	0	0	4
35	Gaff, T	TWI	R	1	0	4.15	5	0	0	0	2	0	0	0	4.1	6	2	2	0	0	1	0	6	.353	0	0	0	18
25	German, G	TWI	R	0	2	14.73	3	0	0	0	2	0	0	1	3.2	5	8	6	2	2	7	0	2	.357	1	0	1	23
52	Grace, R	TWI	R	0	0	0.00	1	0	0	0	0	0	0	0	1.0	1	0	0	0	0	0	0	1	.333	0	0	0	3
18	Hajjar, S	TWI	L	0	0	21.60	1	1	0	0	0	0	0	0	1.2	3	5	4	0	0	4	0	2	.375	0	0	0	12
20	Heller, B	TWI	R	0	1	6.43	4	2	0	0	0	0	0	0	7.0	5	6	5	0	3	7	0	6	.192	3	0	0	36
68	Horstman, R	TWI	L	1	0	1.29	5	4	0	0	0	0	0	0	7.0	3	2	1	0	0	0	0	8	.130	1	0	0	24
20	Jones, K	TWI	R	0	0	0.00	1	0	0	0	0	1	0	0	1.0	0	0	0	0	0	0	0	0	.000	0	0	0	3
40	Klein, J	TWI	R	0	0	0.00	2	0	0	0	0	0	0	0	2.0	1	0	0	0	0	1	0	2	.125	0	0	0	9
65	Labas, A	TWI	R	0	0	0.00	3	1	0	0	0	0	0	0	4.0	1	0	0	0	1	0	0	4	.077	0	0	0	14
43	Landaeta, Y	TWI	R	1	2	5.03	10	0	0	0	1	2	0	1	19.2	13	12	11	0	3	22	0	28	.188	3	1	0	95
45	Lavallee, J	TWI	R	1	0	2.89	3	1	0	0	1	0	0	0	9.1	8	3	3	0	0	2	0	6	.216	0	0	0	39
47	Maldonado, C	TWI	L	2	1	3.54	9	2	0	0	1	1	0	0	20.1	18	13	8	2	0	11	0	18	.225	1	1	1	91
48	Matthews, Z	TWI	R	0	0	0.00	1	0	0	0	0	1	0	0	1.0	1	0	0	0	0	0	0	2	.250	0	0	0	4
22	Medina, B	TWI	R	1	0	5.87	9	7	0	0	0	0	0	0	23.0	17	19	15	1	1	18	0	24	.200	5	1	1	105
52	Mineo, R	TWI	R	0	0	0.00	1	0	0	0	0	0	0	0	1.0	0	0	0	0	0	0	0	1	.000	0	0	0	3
50	Moreno, D	TWI	R	0	2	6.00	14	0	0	0	5	1	2	4	24.0	32	25	16	0	4	9	0	20	.314	2	1	3	115
46	Morris, A	TWI	R	0	0	0.00	1	0	0	0	0	1	0	0	1.0	0	0	0	0	0	0	0	1	.000	0	0	0	3
25	Noble, J	TWI	R	1	0	0.00	1	0	0	0	0	0	0	0	1.0	1	0	0	0	0	0	0	1	.250	0	0	0	4
48	Nunez, J	ORI	R	0	0	3.00	2	1	0	0	0	0	0	1	6.0	9	6	2	2	0	1	0	9	.321	0	0	0	29
48	Nunez, J	TWI	R	0	2	4.85	8	7	0	0	0	1	0	0	29.2	27	19	16	2	2	10	0	47	.233	4	0	1	130
48	Nunez, J	2 Teams	R	0	2	4.54	10	8	0	0	0	1	0	1	35.2	36	25	18	4	2	11	0	56	.250	4	0	1	159
33	Olivares, J	TWI	R	2	2	4.01	10	4	0	0	1	0	1	2	33.2	28	17	15	4	0	17	0	40	.217	7	1	0	148
52	Olsen, J	TWI	R	0	0	1.04	6	0	0	0	0	2	0	0	8.2	6	1	1	0	0	2	0	8	.200	1	0	0	32
21	Peguero, F	TWI	R	0	1	12.46	4	0	0	0	0	0	0	0	4.1	8	6	6	0	1	0	0	5	.400	0	0	0	22
55	Perez, E	TWI	L	3	0	3.97	10	0	0	0	3	0	0	0	11.1	11	7	5	0	0	7	0	20	.239	0	0	0	53
45	Phillips, A	TWI	R	2	0	0.00	2	0	0	0	0	0	0	0	2.0	0	0	0	0	0	0	0	2	.000	0	0	0	6
37	Ponce, L	TWI	R	0	0	5.40	5	0	0	0	1	1	0	0	3.1	2	3	2	0	0	5	0	3	.154	1	0	0	18
49	Puentes, Z	TWI	R	1	0	0.00	2	0	0	0	0	1	0	0	2.0	0	0	0	0	0	2	0	1	.000	2	0	0	7
61	Reyes, W	TWI	L	0	2	6.43	11	1	0	0	5	1	0	0	21.0	32	21	15	2	1	8	0	31	.344	4	1	1	104
68	Rijo, L	TWI	R	0	0	1.20	6	5	0	0	0	0	0	0	15.0	12	2	2	0	2	3	0	18	.214	0	1	0	61
53	Rivera, I	TWI	R	0	0	3.00	14	0	0	0	11	1	4	4	15.0	12	5	5	0	0	4	0	23	.214	1	1	0	62
58	Rojas, J	ORI	L	1	0	0.00	3	2	0	0	0	0	0	0	8.2	4	0	0	0	0	5	0	12	.148	0	0	0	32
58	Rojas, J	TWI	L	1	2	3.60	8	5	0	0	0	0	0	0	30.0	23	12	12	3	2	4	0	38	.209	0	0	3	116
58	Rojas, J	2 Teams	L	2	2	2.79	11	7	0	0	0	0	0	0	38.2	27	12	12	3	2	9	0	50	.197	0	0	3	148
52	Toledo, J	TWI	L	0	0	0.00	1	1	0	0	0	0	0	0	1.0	0	0	0	0	0	1	0	0	.000	0	0	0	4
89	Veen, Z	TWI	L	0	1	3.00	3	0	0	0	0	1	0	0	3.0	2	1	1	1	0	0	0	4	.182	0	0	0	11
24	Velez, R	TWI	R	0	0	4.26	7	0	0	0	1	1	0	1	6.1	7	3	3	0	0	4	0	11	.269	3	0	0	30
59	Wood, H	TWI	R	0	0	0.00	1	0	0	0	0	0	0	0	1.0	1	0	0	0	0	0	0	3	.250	0	0	0	4
			TWI	25	28	4.25	53	53	0	3	53	19	11	21	447.0	412	267	211	27	41	183	0	524	.238	52	9	13	1969
			OPP	28	25	4.29	53	53	0	5	53	10	17	26	449.1	368	254	214	36	41	253	2	544	.222	98	10	26	1958

Florida Complex League Standings - 2022 - Regular Season

FCL East	W	L	PCT	GB	L10	STRK	HOME	ROAD	RS	RA	DIFF
FCL Mets	33	20	.623	-	8-2	W5	19-8	14-12	249	196	53
FCL Nationals	31	22	.585	2.0	3-7	L5	15-11	16-11	259	232	27
FCL Marlins	29	24	.547	4.0	5-5	W3	13-13	16-11	256	232	24
FCL Astros Orange	25	27	.481	7.5	5-5	W1	12-13	13-14	266	231	35
FCL Cardinals	24	28	.462	8.5	6-4	L1	12-15	12-13	204	244	-40
FCL Astros Blue	15	36	.294	17.0	3-7	L2	7-19	8-17	185	284	-99
FCL North	W	L	PCT	GB	L10	STRK	HOME	ROAD	RS	RA	DIFF
FCL Yankees	37	16	.698	-	7-3	W1	20-6	17-10	358	236	122
FCL Blue Jays	27	26	.509	10.0	3-7	L1	13-14	14-12	239	257	-18
FCL Phillies	24	29	.453	13.0	7-3	W2	11-15	13-14	252	263	-11
FCL Tigers	18	35	.340	19.0	3-7	L2	10-17	8-18	244	337	-93
FCL South	W	L	PCT	GB	L10	STRK	HOME	ROAD	RS	RA	DIFF
FCL Rays	37	16	.698	-	5-5	W1	22-4	15-12	329	192	137
FCL Red Sox	34	19	.642	3.0	5-5	W1	17-10	17-9	280	215	65
FCL Pirates	30	23	.566	7.0	4-6	W1	13-14	17-9	281	257	24
FCL Twins	25	28	.472	12.0	5-5	L1	11-16	14-12	254	267	-13
FCL Braves	19	34	.358	18.0	6-4	L1	12-14	7-20	220	298	-78
FCL Orioles	14	39	.264	23.0	5-5	L1	6-20	8-19	233	368	-135

	1	2	3	4	5	6	7	8	9	10	R	H	E
DSL Rockies	0	0	1	0	0	1	3	0	4	1	10	8	3
DSL Twins	0	1	0	1	1	0	2	0	4	0	9	12	2

DSL Rockies	AB	R	H	RBI	BB	SO	LOB	AVG
Hidalgo, SS	4	1	1	2	1	1	2	.274
Bernard, 2B	5	1	1	2	0	0	3	.309
Bautista, LF	5	2	1	3	0	2	2	.252
James, DH	2	0	0	0	0	1	1	.284
a-Jorge, PH-DH	3	1	1	1	0	1	0	.318
Gomez, E, 3B	5	0	0	0	0	3	2	.269
Lopez, F, C	4	0	1	1	1	2	1	.301
Terrero, 1B	5	0	0	0	0	3	2	.173
Tena, RF	3	3	1	0	1	0	1	.289
Hernandez, CF	3	2	2	0	0	0	0	.289
Cruz, P	0	0	0	0	0	0	0	.000
Valdez, Y, P	0	0	0	0	0	0	0	.000
Feliciano, P	0	0	0	0	0	0	0	.000
Herrera, W, P	0	0	0	0	0	0	0	.000
Perdomo, P	0	0	0	0	0	0	0	.000
Moron, P	0	0	0	0	0	0	0	.000
Perez, Do, P	0	0	0	0	0	0	0	.000
Totals	39	10	8	9	3	13	14	.277

a-Doubled for James in the 6th.

BATTING

2B : Bernard (12, Lares); Tena (10, Lares); Jorge (12, Bonilla).

3B : Hldalgo (3, Bonilla).

HR : Bautista (10, 9th inning off Mercedes, J, 2 on, 2 out).

TB : Bautista 4; Bernard 2; Hernandez 2; Hldalgo 3; Jorge 2; Lopez, F; Tena 2.

RBI : Bautista 3 (39); Bernard 2 (25); Hldalgo 2 (33); Jorge (21); Lopez, F (21).

2-out RBI : Bautista 3.

Runners left in scoring position, 2 out : Lopez, F; James; Bautista.

Team RISP : 5-for-14.

Team LOB : 5.

BASERUNNING

SB : Hernandez 2 (14, 2nd base off Lares/Pena, D, 2nd base off Mercedes, J/Pena, D).

FIELDING

E : Lopez, F 2 (2, throw, throw); Hernandez (4, throw).

DSL Twins	AB	R	H	RBI	BB	SO	LOB	AVG
Mercedes, Y, CF	6	2	1	1	0	1	2	.353
Acuna, SS	5	1	2	1	0	2	0	.317
Rodriguez, J, RF	4	2	1	0	1	2	1	.294
Nova, DH	4	1	3	1	0	0	0	.358
1-Zapata, PR-DH	0	0	0	0	0	0	0	.188
Pena, 1B	4	0	1	2	1	0	2	.352
Pena, D, C	3	0	0	1	2	0	2	.310
Grant, LF	2	0	0	0	0	0	2	.294
Del Valle, LF	3	1	1	0	0	1	3	.299
Gervis, 3B	5	1	2	0	0	2	3	.270
Herrera, 2B	5	1	1	2	0	1	3	.177
Lares, P	0	0	0	0	0	0	0	.000
Bonilla, P	0	0	0	0	0	0	0	.000
Mercedes, J, P	0	0	0	0	0	0	0	.000
Liendo, P	0	0	0	0	0	0	0	.000
Totals	41	9	12	8	4	9	18	.288

1-Ran for Nova in the 9th.

BATTING

2B : Pena (4, Cruz); Rodriguez, J (15, Valdez, Y); Del Valle (5, Herrera, W); Mercedes, Y (13, Herrera, W).

HR : Herrera (1, 9th inning off Perdomo, 1 on, 1 out).

TB : Acuna 2; Del Valle 2; Gervis 2; Herrera 4; Mercedes, Y 2; Nova 3; Pena 2; Rodriguez, J 2.

RBI : Acuna (16); Herrera 2 (11); Mercedes, Y (20); Nova (19); Pena 2 (20); Pena, D (22).

2-out RBI : Acuna; Mercedes, Y; Nova; Pena, D.

Runners left in scoring position, 2 out : Mercedes, Y; Gervis; Grant; Del Valle 2.

Team RISP : 4-for-17.

Team LOB : 8.

BASERUNNING

SB : Pena, D (4, 2nd base off Valdez, Y/Lopez, F); Gervis (8, 2nd base off Valdez, Y/Lopez, F); Mercedes, Y (30, 2nd base off Valdez, Y/Lopez, F).

CS : Pena (10, 2nd base by Valdez, Y/Lopez, F).

FIELDING

E : Gervis (10, throw); Acuna (13, throw).

DSL Rockies	IP	H	R	ER	BB	SO	HR	ERA
Cruz	3.0	2	1	1	0	2	0	3.06
Valdez, Y	2.0	3	2	1	1	2	0	3.79
Feliciano	1.0	0	0	0	0	0	0	7.47
Herrera, W (BS, 1)	1.0	3	2	2	0	2	0	2.93
Perdomo	1.2	3	3	3	0	0	1	5.25
Moron (W, 3-1)(BS, 2)	0.1	1	1	1	3	1	0	4.94
Perez, Do (S, 1)	1.0	0	0	0	0	2	0	3.92
Totals	10.0	12	9	8	4	9	1	4.52

DSL Twins	IP	H	R	ER	BB	SO	HR	ERA
Lares	5.0	3	1	1	1	5	0	2.93
Bonilla (BS, 1)	2.0	2	4	2	1	2	0	3.91
Mercedes, J	1.2	2	4	4	1	4	1	5.51
Liendo (L, 1-1)	1.1	1	1	0	0	2	0	4.91
Totals	10.0	8	10	7	3	13	1	4.31

WP : Moron; Bonilla; Liendo.

IBB : Pena (by Moron).

HBP : Hernandez (by Bonilla); Tena (by Mercedes, J); Nova (by Feliciano).

Groundouts-flyouts : Cruz 4-2; Valdez, Y 3-0; Feliciano 1-2; Herrera, W 0-0; Perdomo 1-2; Moron 0-0; Perez, Do 1-0; Lares 8-1; Bonilla 3-0; Mercedes, J 1-0; Liendo 1-0.

Batters faced : Cruz 11; Valdez, Y 9; Feliciano 4; Herrera, W 6; Perdomo 8; Moron 5; Perez, Do 3; Lares 19; Bonilla 11; Mercedes, J 9; Liendo 5.

Inherited runners-scored : Moron 1-1.

Umpires : HP: Rafael Reynoso. 1B: Jose Garcia.

Official Scorer : Francisco Baez

Weather : 84 degrees, Sunny

Wind : 1 mph, None

First pitch : 10:05 AM

T : 4:10

Venue : TBD

August 20, 2022

DSL Twins Hitting - 2022 - Regular Season - All Players

#	Player	Team	B	AVG	G	AB	R	H	TB	2B	3B	HR	RBI	BB	IBB	SO	SB	CS	OBP	SLG	OPS	PA	SAC	SF	HBP	GIDP	E
13	Acuna, B	DSL TWI	R	.317	42	142	33	45	57	12	0	0	16	19	0	35	9	4	.413	.401	.814	167	0	1	5	1	13
4	Cruz, R	DSL TWI	R	.352	33	105	27	37	69	5	3	7	27	17	1	29	5	4	.449	.657	1.106	127	0	2	3	1	10
4	Cruz, R	TWI	R	.173	16	52	7	9	16	2	1	1	10	6	0	16	0	1	.283	.308	.591	60	0	0	2	2	2
4	Cruz, R	2 Teams	R	.293	49	157	34	46	85	7	4	8	37	23	1	45	5	5	.396	.541	.937	187	0	2	5	3	12
8	Del Valle, J	DSL TWI	R	.299	36	87	18	26	36	5	1	1	12	12	0	15	3	3	.400	.414	.814	105	0	2	4	1	0
41	Duran, R	DSL TWI	R	.000	10	0	0	0	0	0	0	0	0	0	0	0	0	0	.000	.000	.000	0	0	0	0	0	0
32	Gervis, D	DSL TWI	S	.270	41	111	21	30	44	5	3	1	12	17	0	30	8	7	.369	.396	.765	130	0	1	1	5	10
60	Grant, H	DSL TWI	R	.294	44	119	22	35	56	6	3	3	23	13	0	35	8	8	.363	.471	.834	135	0	2	1	1	1
61	Herrera, Y	DSL TWI	S	.177	42	113	15	20	35	6	3	1	11	30	0	39	9	6	.349	.310	.659	146	0	2	1	2	9
16	Marino, J	DSL TWI	R	.267	33	75	15	20	25	5	0	0	9	8	0	13	4	2	.348	.333	.681	91	2	3	3	1	2
1	Mercedes, Y	DSL TWI	R	.353	40	153	34	54	85	13	3	4	20	17	2	35	30	5	.416	.556	.972	173	0	2	1	1	2
36	Nova, A	DSL TWI	L	.358	39	120	20	43	57	7	2	1	19	21	0	26	1	3	.462	.475	.937	145	0	1	3	2	5
31	Pena, D	DSL TWI	R	.310	44	129	30	40	49	6	0	1	22	13	0	22	4	3	.412	.380	.792	153	0	1	10	6	9
11	Pena, I	DSL TWI	S	.352	45	125	24	44	56	4	4	0	20	21	1	13	4	10	.444	.448	.892	153	1	3	2	1	9
20	Pena, R	DSL TWI	R	.227	28	66	12	15	26	2	0	3	13	7	0	23	2	1	.307	.394	.701	75	0	1	1	2	5
21	Peraza, J	DSL TWI	R	.250	27	64	4	16	18	2	0	0	11	5	0	24	3	3	.342	.281	.623	73	0	0	4	1	6
5	Rodriguez, J	DSL TWI	R	.294	54	187	39	55	115	15	3	13	49	21	0	50	5	0	.366	.615	.981	216	0	5	3	2	1
15	Rodriguez, L	DSL TWI	S	.215	32	79	13	17	25	4	2	0	8	10	0	25	3	5	.308	.316	.624	91	0	1	1	2	2
27	Roman, J	DSL TWI	R	.115	28	52	2	6	6	0	0	0	6	6	0	20	1	1	.254	.115	.369	64	1	1	4	2	1
59	Zapata, J	DSL TWI	S	.188	32	48	11	9	12	1	1	0	2	7	0	16	3	1	.316	.250	.566	57	0	0	2	1	7
DSL TWI				.288	58	1775	340	512	771	98	28	35	280	244	4	450	102	66	.384	.434	.818	2101	4	28	49	32	108
OPP				.235	58	1763	310	415	629	85	18	31	244	245	2	525	93	35	.341	.357	.698	2085	9	20	47	19	

DSL Twins Pitching - 2022 - Regular Season - All Players

#	Player	Team	T	W	L	ERA	G	SC	CG	SHO	GF	HLD	SV	SVO	IP	H	R	ER	HR	HB	BB	IBB	SO	AVG	WP	BK	GIDP	TBF
48	Betancourt, J	DSL TWI	R	0	0	6.00	5	2	0	0	2	0	1	1	3.0	2	5	2	0	0	7	0	5	.154	1	1	0	21
40	Bonilla, J	DSL TWI	R	3	0	3.91	9	2	0	0	0	1	0	1	25.1	24	17	11	5	4	7	0	24	.250	2	1	2	109
	Brito, J	DSL TWI	R	1	3	3.68	12	0	0	0	9	0	1	1	14.2	17	12	6	0	2	12	1	16	.274	6	0	1	77
41	Duran, R	DSL TWI	R	4	0	2.30	9	4	0	0	2	0	0	0	27.1	26	9	7	0	3	13	0	22	.248	2	0	1	123
44	Jimenez, C	DSL TWI	R	1	2	3.38	10	7	0	0	2	0	1	1	37.1	36	22	14	1	4	7	0	49	.242	3	0	1	162
23	Lares, C	DSL TWI	L	2	3	2.93	11	11	0	0	0	0	0	0	46.0	31	16	15	0	3	20	0	71	.188	4	0	2	189
17	Liendo, B	DSL TWI	R	1	1	4.91	11	0	0	0	6	1	0	1	14.2	14	11	8	1	0	9	0	19	.255	5	1	2	64
22	Lopez, J	DSL TWI	R	0	1	3.91	14	3	0	0	6	1	2	4	23.0	25	11	10	2	1	3	0	27	.263	0	1	0	100
50	Lugo, L	DSL TWI	R	3	2	9.57	14	1	0	0	5	1	1	5	26.1	30	32	28	5	5	24	1	34	.283	9	1	0	140
37	Machuca, E	DSL TWI	R	0	2	17.51	12	1	0	0	3	0	0	2	12.1	20	27	24	1	0	24	0	22	.351	13	0	0	82
16	Marino, J	DSL TWI	R	0	1	5.40	2	0	0	0	2	0	0	0	5.0	5	5	3	0	0	2	0	0	.278	0	0	0	22
62	Mercedes, J	DSL TWI	R	1	0	5.51	12	1	0	0	3	0	1	2	16.1	15	18	10	5	1	16	0	26	.231	3	0	0	83
47	Narvaez, A	DSL TWI	R	2	0	3.62	11	4	0	0	2	0	1	1	27.1	26	15	11	0	0	10	0	39	.245	3	1	1	117
55	Ojo, J	DSL TWI	R	1	0	4.73	10	1	0	0	4	0	1	1	13.1	7	16	7	1	1	14	0	12	.149	3	0	1	63
49	Olivares, M	DSL TWI	R	1	1	1.40	11	8	0	0	1	2	0	0	45.0	23	12	7	0	6	20	0	48	.150	6	1	4	181
25	Paredes, O	DSL TWI	R	2	4	7.82	12	5	0	0	3	1	1	2	25.1	39	30	22	3	3	19	0	23	.361	2	2	1	132
43	Rubio, O	DSL TWI	R	5	2	3.94	14	1	0	0	3	3	1	2	32.0	22	21	14	1	9	21	0	36	.193	6	1	1	146
33	Soriano, E	DSL TWI	R	1	2	2.13	11	1	0	0	5	0	1	2	25.1	22	10	6	3	1	7	0	19	.229	3	0	1	105
12	Taveras, L	DSL TWI	R	4	2	3.70	10	6	0	0	0	0	0	0	41.1	31	21	17	3	4	10	0	33	.203	2	0	1	169
DSL TWI				32	26	4.31	58	58	0	6	58	10	12	26	461.0	415	310	221	31	47	245	2	525	.235	73	10	19	2085
OPP				26	32	5.04	58	58	0	1	58	5	8	20	459.0	512	340	257	35	49	244	4	450	.288	85	6	32	2101

Dominican Summer League Standings - 2022 - Regular Season

	W	L	PCT	GB	L10	STRK	HOME	ROAD	RS	RA	DIFF
DSL North											
DSL BOS Blue	42	15	.737	-	7-3	L1	21-8	21-7	371	227	144
DSL BOS Red	34	23	.596	8.0	8-2	W3	19-9	15-14	321	228	93
DSL HOU Orange	34	23	.596	8.0	9-1	W1	17-11	17-12	325	291	34
DSL CLE Blue	31	27	.534	11.5	4-6	L2	13-16	18-11	305	317	-12
DSL KC Glass	29	28	.509	13.0	4-6	L4	11-17	18-11	224	226	-2
DSL HOU Blue	22	36	.379	20.5	5-5	L1	8-21	14-15	229	284	-55
DSL CLE Red	17	40	.298	25.0	2-8	W1	10-19	7-21	318	439	-121
DSL KC Stewart	17	40	.298	25.0	2-8	W1	10-18	7-22	267	385	-118
DSL South											
DSL Rockies	39	19	.672	-	7-3	W2	18-10	21-9	367	303	64
DSL Angels	34	24	.586	5.0	7-3	W4	18-12	16-12	357	318	39
DSL Cardinals	33	24	.579	5.5	7-3	W3	15-13	18-11	354	306	48
DSL Colorado	34	25	.576	5.5	5-5	L2	19-11	15-14	304	269	35
DSL Mariners	32	25	.561	6.5	4-6	L1	16-13	16-12	300	288	12
DSL Twins	32	26	.552	7.0	4-6	L2	16-14	16-12	340	310	30
DSL Nationals	29	29	.500	10.0	6-4	W1	17-12	12-17	259	263	-4
DSL Giants Orange	24	32	.429	14.0	5-5	L4	10-18	14-14	257	307	-50
DSL Giants Black	19	38	.333	19.5	2-8	L3	10-17	9-21	240	325	-85
DSL Northeast											
DSL PIT Gold	42	15	.737	-	9-1	W4	22-6	20-9	328	192	136
DSL NYY Yankees	29	27	.518	12.5	7-3	W2	12-16	17-11	346	283	63
DSL Mets 1	29	28	.509	13.0	4-6	L1	11-17	18-11	277	275	2
DSL PIT Black	26	31	.456	16.0	5-5	W1	15-14	11-17	259	326	-67
DSL NYY Bombers	26	32	.448	16.5	2-8	L4	17-12	9-20	321	330	-9
DSL Mets 2	23	32	.418	18.0	5-5	L1	10-19	13-13	276	311	-35
DSL Cubs Blue	23	35	.397	19.5	4-6	W2	13-17	10-18	222	327	-105
DSL Cubs Red	21	37	.362	21.5	4-6	L2	11-17	10-20	232	303	-71
DSL Northwest											
DSL LAD Mega	36	21	.632	-	7-3	W5	25-3	11-18	401	321	80
DSL Braves	34	24	.586	2.5	6-4	L2	19-10	15-14	269	230	39
DSL LAD Bautista	33	24	.579	3.0	8-2	L1	17-11	16-13	353	300	53
DSL Marlins	31	24	.564	4.0	6-4	W3	18-10	13-14	307	271	36
DSL Tampa Bay	25	29	.463	9.5	5-5	W2	12-15	13-14	269	299	-30
DSL Athletics	24	32	.429	11.5	2-8	L1	13-15	11-17	301	341	-40
DSL Rays	23	34	.404	13.0	1-9	W1	12-16	11-18	290	315	-25
DSL Miami	19	38	.333	17.0	1-9	L1	10-18	9-20	265	395	-130
DSL Baseball City											
DSL D-backs Black	37	18	.673	-	8-2	W5	22-7	15-11	312	231	81
DSL Padres	34	23	.596	4.0	5-5	L1	16-12	18-11	346	283	63
DSL Reds	24	24	.500	9.5	7-3	W2	13-11	11-13	245	246	-1
DSL BAL Black	23	32	.418	14.0	4-6	L3	11-15	12-17	271	272	-1
DSL BAL Orange	24	34	.414	14.5	5-5	W2	12-18	12-16	187	227	-40
DSL D-backs Red	23	33	.411	14.5	3-7	L4	15-12	8-21	286	292	-6
DSL Blue Jays	16	37	.302	20.0	3-7	L1	9-19	7-18	171	292	-121
DSL San Pedro											
DSL Phillies White	38	19	.667	-	9-1	W6	20-7	18-12	311	239	72
DSL TEX Blue	38	19	.667	-	8-2	W1	19-9	19-10	306	223	83
DSL Phillies Red	36	21	.632	2.0	7-3	W1	19-10	17-11	278	218	60
DSL Tigers 2	30	24	.556	6.5	6-4	L1	16-11	14-13	300	228	72
DSL White Sox	30	26	.536	7.5	8-2	W1	18-10	12-16	319	323	-4
DSL Brewers 2	26	31	.456	12.0	3-7	L3	18-10	8-21	282	296	-14
DSL Tigers 1	22	36	.379	16.5	4-6	W2	11-19	11-17	246	298	-52
DSL Brewers 1	21	36	.368	17.0	3-7	L2	10-19	11-17	230	293	-63
DSL TEX Red	20	38	.345	18.5	2-8	L3	10-20	10-18	261	339	-78