







TWINS MINOR LEAGUE REPORT



Sunday, September 5, 2021

| | TEAM | LEVEL | RECORD | YESTERDAY'S SCORE |
|---|---------------------------|----------|---|--|
|  | St. Paul Saints | TRIPLE-A | 54-52; 6.5 GB 3rd in Triple-A East, Midwest Division | G1: L, 0-5 at Columbus G2: PPD, DH scheduled for Sunday |
|  | Wichita Wind Surge | DOUBLE-A | 62-45; - - GB 1st in Double-A Central, North Division | L, 0-1 at Arkansas |
|  | Cedar Rapids Kernels | HIGH-A | 59-48; 11.0 GB 2nd in High-A Central, West Division | W, 8-7 vs. Quad Cities |
|  | Fort Myers Mighty Mussels | LOW-A | 51-52; 17.0 GB 3rd in Low-A Southeast, West Division | L, 4-6 at Daytona |
|  | FCL Twins | ROOKIE | 17-30, 16.0 GB 7th in FCL, South Division | G1: L, 3-4 at FCL Red Sox G2: PPD, DH scheduled for 9/17 |
|  | DSL Twins | DSL | 15-22, 9.5 GB 7th in DSL, South Division | W, 7-0 at DSL Tigers |

Columbus Clippers (50-54) 5, St. Paul Saints (54-52) 0
 Sep 4th, 2021

| | | | | | | | | | | |
|-----------------|----------|----------|----------|----------|----------|----------|----------|----------|----------|----------|
| | 1 | 2 | 3 | 4 | 5 | 6 | 7 | R | H | E |
| St. Paul | 0 | 0 | 0 | 0 | 0 | 0 | 0 | 0 | 3 | 1 |
| Columbus | 2 | 2 | 0 | 0 | 1 | 0 | x | 5 | 7 | 0 |

| St. Paul | AB | R | H | RBI | BB | SO | LOB | AVG |
|-------------------|-----------|----------|----------|----------|----------|----------|-----------|-------------|
| Miranda, 1B | 3 | 0 | 1 | 0 | 0 | 0 | 0 | .328 |
| Telis, DH | 3 | 0 | 0 | 0 | 0 | 1 | 1 | .291 |
| Contreras, CF | 2 | 0 | 1 | 0 | 1 | 0 | 0 | .264 |
| Celestino, LF | 2 | 0 | 0 | 0 | 1 | 1 | 2 | .271 |
| Kerrigan, RF | 3 | 0 | 0 | 0 | 0 | 2 | 4 | .254 |
| Johnson, S, 3B | 2 | 0 | 0 | 0 | 0 | 1 | 0 | .225 |
| a-Tomscha, PH | 1 | 0 | 0 | 0 | 0 | 1 | 0 | .229 |
| Stankiewicz, 2B | 3 | 0 | 1 | 0 | 0 | 0 | 0 | .244 |
| Riddle, SS | 2 | 0 | 0 | 0 | 0 | 1 | 1 | .197 |
| b-Hamilton, C, PH | 0 | 0 | 0 | 0 | 1 | 0 | 0 | .000 |
| Bañuelos, C | 3 | 0 | 0 | 0 | 0 | 2 | 2 | .175 |
| Burrows, P | 0 | 0 | 0 | 0 | 0 | 0 | 0 | .000 |
| Mason, P | 0 | 0 | 0 | 0 | 0 | 0 | 0 | .000 |
| Totals | 24 | 0 | 3 | 0 | 3 | 9 | 10 | .245 |

a-Struck out for Johnson, S in the 7th. b-Walked for Riddle in the 7th.

BATTING

2B : Stankiewicz (7, Fillmyer); Contreras (21, Fillmyer).

TB : Contreras 2; Miranda; Stankiewicz 2.

Runners left in scoring position, 2 out : Bañuelos; Kerrigan 2.

Team RISP : 0-for-5.

Team LOB : 6.

FIELDING

E : Burrows (2, throw).

DP : (Stankiewicz-Riddle-Miranda).

| Columbus | AB | R | H | RBI | BB | SO | LOB | AVG |
|-----------------|-----------|----------|----------|----------|----------|----------|-----------|-------------|
| Kwan, CF | 4 | 1 | 2 | 0 | 0 | 0 | 1 | .556 |
| Benson, DH | 3 | 0 | 0 | 0 | 0 | 1 | 2 | .186 |
| Gonzalez, O, RF | 3 | 1 | 1 | 1 | 0 | 0 | 1 | .308 |
| Palacios, 2B | 3 | 1 | 1 | 1 | 0 | 0 | 1 | .273 |
| Monasterio, SS | 2 | 0 | 1 | 0 | 1 | 0 | 0 | .347 |
| Marabell, 1B | 3 | 0 | 0 | 0 | 0 | 1 | 4 | .296 |
| Call, LF | 2 | 0 | 0 | 0 | 1 | 1 | 0 | .239 |
| Rivera, C | 3 | 1 | 1 | 0 | 0 | 0 | 1 | .264 |
| Fermin, 3B | 3 | 1 | 1 | 2 | 0 | 2 | 1 | .500 |
| Fillmyer, P | 0 | 0 | 0 | 0 | 0 | 0 | 0 | .000 |
| Nelson, K, P | 0 | 0 | 0 | 0 | 0 | 0 | 0 | .000 |
| Totals | 26 | 5 | 7 | 4 | 2 | 5 | 11 | .260 |

BATTING

2B : Kwan (3, Burrows).

HR : Gonzalez, O (13, 1st inning off Burrows, 0 on, 2 out); Palacios (1, 1st inning off Burrows, 0 on, 2 out); Fermin (1, 2nd inning off Burrows, 1 on, 2 out).

TB : Fermin 4; Gonzalez, O 4; Kwan 3; Monasterio; Palacios 4; Rivera.

RBI : Fermin 2 (2); Gonzalez, O (29); Palacios (7).

2-out RBI : Palacios; Gonzalez, O; Fermin 2.

Runners left in scoring position, 2 out : Benson.

GDP : Marabell.

Team RISP : 0-for-3.

Team LOB : 5.

| St. Paul | IP | H | R | ER | BB | SO | HR | ERA |
|------------------|------------|----------|----------|----------|----------|----------|----------|-------------|
| Burrows (L, 2-4) | 4.1 | 7 | 5 | 4 | 0 | 4 | 3 | 6.20 |
| Mason | 1.2 | 0 | 0 | 0 | 2 | 1 | 0 | 4.73 |
| Totals | 6.0 | 7 | 5 | 4 | 2 | 5 | 3 | 4.64 |

| Columbus | IP | H | R | ER | BB | SO | HR | ERA |
|-------------------|------------|----------|----------|----------|----------|----------|----------|-------------|
| Fillmyer (W, 3-6) | 6.0 | 3 | 0 | 0 | 2 | 7 | 0 | 7.44 |
| Nelson, K | 1.0 | 0 | 0 | 0 | 1 | 2 | 0 | 7.71 |
| Totals | 7.0 | 3 | 0 | 0 | 3 | 9 | 0 | 5.41 |

Pitches-strikes : Burrows 89-54; Mason 30-17; Fillmyer 92-60; Nelson, K 15-11.

Groundouts-flyouts : Burrows 3-7; Mason 1-2; Fillmyer 6-2; Nelson, K 1-0.

Batters faced : Burrows 22; Mason 6; Fillmyer 23; Nelson, K 4.

Inherited runners-scored : Mason 2-0.

Umpires : HP: Nick Mahrley. 1B: Derek Thomas. 3B: Cody Clark.

Official Scorer : Ty Debevoise

Weather : 81 degrees, Cloudy

Wind : 9 mph, Out To LF

First pitch : 4:05 PM

T : 2:06

Att : 6,914

Venue : Huntington Park

September 4, 2021

St. Paul Saints Hitting - 2021 - Regular Season - All Players

| # | Player | Team | B | AVG | G | AB | R | H | TB | 2B | 3B | HR | RBI | BB | IBB | SO | SB | CS | OBP | SLG | OPS | PA | SAC | SF | HBP | GIDP | E |
|----|----------------|---------|---|-------------|------------|-------------|------------|------------|-------------|------------|-----------|------------|------------|------------|----------|-------------|-----------|-----------|-------------|-------------|-------------|-------------|-----------|-----------|-----------|-----------|-----------|
| 37 | Albers, A | STP | R | .500 | 1 | 2 | 0 | 1 | 1 | 0 | 0 | 0 | 0 | 0 | 0 | 0 | 0 | 0 | .500 | .500 | 1.000 | 2 | 0 | 0 | 0 | 0 | 1 |
| 2 | Arraez, L | STP | L | .250 | 2 | 8 | 2 | 2 | 2 | 0 | 0 | 0 | 2 | 1 | 0 | 0 | 0 | 0 | .333 | .250 | .583 | 9 | 0 | 0 | 0 | 0 | 0 |
| 50 | Astudillo, W | STP | R | .281 | 22 | 89 | 13 | 25 | 34 | 3 | 0 | 2 | 8 | 3 | 1 | 4 | 3 | 0 | .319 | .382 | .701 | 94 | 0 | 0 | 2 | 5 | 2 |
| 53 | Bañuelos, D | STP | R | .175 | 21 | 63 | 7 | 11 | 18 | 3 | 2 | 0 | 4 | 3 | 0 | 21 | 0 | 0 | .212 | .286 | .498 | 66 | 0 | 0 | 0 | 1 | 3 |
| 13 | Blankenhorn, T | OKC | L | .000 | 3 | 3 | 0 | 0 | 0 | 0 | 0 | 0 | 0 | 0 | 0 | 2 | 0 | 0 | .000 | .000 | .000 | 3 | 0 | 0 | 0 | 0 | 0 |
| 13 | Blankenhorn, T | STP | L | .182 | 3 | 11 | 1 | 2 | 3 | 1 | 0 | 0 | 1 | 2 | 0 | 6 | 0 | 0 | .308 | .273 | .580 | 13 | 0 | 0 | 0 | 0 | 1 |
| 13 | Blankenhorn, T | SYR | L | .228 | 31 | 101 | 16 | 23 | 47 | 6 | 0 | 6 | 21 | 22 | 1 | 31 | 2 | 2 | .368 | .465 | .833 | 125 | 0 | 1 | 1 | 0 | 0 |
| 13 | Blankenhorn, T | TAC | L | .250 | 4 | 20 | 1 | 5 | 8 | 0 | 0 | 1 | 4 | 0 | 0 | 5 | 0 | 0 | .250 | .400 | .650 | 20 | 0 | 0 | 0 | 0 | 1 |
| 13 | Blankenhorn, T | 4 Teams | L | .222 | 41 | 135 | 18 | 30 | 58 | 7 | 0 | 7 | 26 | 24 | 1 | 44 | 2 | 2 | .342 | .430 | .771 | 161 | 0 | 1 | 1 | 0 | 2 |
| 27 | Boyd, B | STP | L | .083 | 7 | 24 | 2 | 2 | 2 | 0 | 0 | 0 | 1 | 1 | 0 | 9 | 0 | 0 | .154 | .083 | .237 | 26 | 0 | 0 | 1 | 1 | 0 |
| 9 | Broxton, K | STP | R | .186 | 73 | 221 | 38 | 41 | 74 | 6 | 0 | 9 | 26 | 30 | 0 | 113 | 10 | 1 | .288 | .335 | .623 | 257 | 0 | 3 | 3 | 1 | 1 |
| 25 | Buxton, B | STP | R | .409 | 7 | 22 | 6 | 9 | 22 | 2 | 1 | 3 | 9 | 2 | 0 | 3 | 0 | 0 | .423 | 1.000 | 1.423 | 26 | 0 | 2 | 0 | 1 | 0 |
| 65 | Cave, J | STP | L | .367 | 8 | 30 | 6 | 11 | 15 | 1 | 0 | 1 | 5 | 5 | 0 | 10 | 0 | 1 | .472 | .500 | .972 | 36 | 0 | 0 | 1 | 2 | 0 |
| 4 | Celestino, G | STP | R | .271 | 27 | 96 | 13 | 26 | 46 | 8 | 0 | 4 | 19 | 15 | 0 | 23 | 2 | 0 | .375 | .479 | .854 | 112 | 0 | 0 | 1 | 3 | 2 |
| 8 | Contreras, M | STP | L | .264 | 73 | 261 | 50 | 69 | 133 | 21 | 2 | 13 | 48 | 22 | 2 | 89 | 12 | 4 | .344 | .510 | .854 | 299 | 0 | 4 | 12 | 4 | 0 |
| 26 | Coulombe, D | STP | L | .000 | 1 | 0 | 0 | 0 | 0 | 0 | 0 | 0 | 0 | 0 | 0 | 0 | 0 | 0 | .000 | .000 | .000 | 0 | 0 | 0 | 0 | 0 | 0 |
| 13 | Descalso, D | STP | L | .093 | 24 | 75 | 9 | 7 | 15 | 2 | 0 | 2 | 4 | 14 | 0 | 31 | 0 | 0 | .244 | .200 | .444 | 90 | 0 | 0 | 1 | 3 | 2 |
| 8 | Encarnacion, Y | STP | L | .200 | 11 | 30 | 1 | 6 | 7 | 1 | 0 | 0 | 2 | 2 | 0 | 14 | 0 | 0 | .250 | .233 | .483 | 32 | 0 | 0 | 0 | 1 | 0 |
| 47 | Garlick, K | STP | R | .286 | 2 | 7 | 0 | 2 | 2 | 0 | 0 | 0 | 1 | 1 | 0 | 1 | 0 | 0 | .375 | .286 | .661 | 8 | 0 | 0 | 0 | 0 | 0 |
| 46 | Garver, M | STP | R | .250 | 4 | 16 | 3 | 4 | 4 | 0 | 0 | 0 | 2 | 2 | 0 | 3 | 0 | 0 | .368 | .250 | .618 | 19 | 0 | 0 | 1 | 1 | 0 |
| 1 | Gordon, N | STP | L | .282 | 18 | 71 | 11 | 20 | 31 | 0 | 1 | 3 | 9 | 6 | 0 | 12 | 7 | 2 | .338 | .437 | .774 | 77 | 0 | 0 | 0 | 1 | 4 |
| 9 | Hamilton, C | STP | R | .000 | 1 | 0 | 0 | 0 | 0 | 0 | 0 | 0 | 0 | 1 | 0 | 0 | 0 | 0 | 1.000 | .000 | 1.000 | 1 | 0 | 0 | 0 | 0 | 0 |
| 27 | Jeffers, R | STP | R | .217 | 24 | 83 | 13 | 18 | 37 | 4 | 0 | 5 | 16 | 16 | 0 | 26 | 0 | 0 | .340 | .446 | .786 | 103 | 0 | 3 | 1 | 4 | 1 |
| 21 | Johnson, S | STP | L | .225 | 47 | 151 | 18 | 34 | 53 | 6 | 2 | 3 | 20 | 24 | 0 | 50 | 1 | 1 | .339 | .351 | .690 | 177 | 0 | 0 | 2 | 2 | 4 |
| 38 | Kepler, M | STP | L | .091 | 3 | 11 | 0 | 1 | 1 | 0 | 0 | 0 | 0 | 0 | 0 | 1 | 0 | 0 | .091 | .091 | .182 | 11 | 0 | 0 | 0 | 1 | 0 |
| 31 | Kerrigan, J | STP | R | .254 | 86 | 272 | 49 | 69 | 130 | 10 | 0 | 17 | 45 | 30 | 2 | 103 | 4 | 1 | .338 | .478 | .816 | 311 | 0 | 3 | 6 | 8 | 2 |
| 11 | Kirilloff, A | STP | L | .500 | 2 | 6 | 2 | 3 | 9 | 0 | 0 | 2 | 3 | 0 | 0 | 2 | 0 | 0 | .500 | 1.500 | 2.000 | 6 | 0 | 0 | 0 | 0 | 0 |
| 19 | Larnach, T | STP | L | .176 | 14 | 51 | 13 | 9 | 19 | 1 | 0 | 3 | 7 | 6 | 0 | 21 | 0 | 0 | .323 | .373 | .695 | 62 | 0 | 0 | 5 | 2 | 0 |
| | Lin, T | STP | L | .269 | 7 | 26 | 8 | 7 | 8 | 1 | 0 | 0 | 4 | 4 | 0 | 8 | 3 | 0 | .367 | .308 | .674 | 30 | 0 | 0 | 0 | 0 | 1 |
| 11 | Maggi, D | STP | R | .259 | 79 | 259 | 48 | 67 | 125 | 12 | 2 | 14 | 44 | 33 | 0 | 92 | 12 | 4 | .365 | .483 | .848 | 304 | 0 | 1 | 11 | 6 | 7 |
| 66 | Miranda, J | STP | R | .328 | 58 | 247 | 47 | 81 | 134 | 17 | 0 | 12 | 37 | 21 | 1 | 43 | 0 | 1 | .386 | .543 | .928 | 272 | 0 | 1 | 3 | 6 | 9 |
| 4 | Ozoria, D | STP | S | .000 | 3 | 3 | 0 | 0 | 0 | 0 | 0 | 0 | 0 | 0 | 0 | 1 | 0 | 0 | .000 | .000 | .000 | 3 | 0 | 0 | 0 | 0 | 0 |
| 56 | Peña, R | STP | R | .202 | 27 | 84 | 5 | 17 | 27 | 4 | 0 | 2 | 11 | 7 | 0 | 12 | 0 | 0 | .269 | .321 | .590 | 93 | 0 | 1 | 1 | 5 | 3 |
| 62 | Refsnyder, R | STP | R | .318 | 18 | 66 | 13 | 21 | 41 | 5 | 0 | 5 | 14 | 12 | 0 | 13 | 0 | 0 | .425 | .621 | 1.046 | 80 | 0 | 1 | 1 | 2 | 0 |
| 12 | Riddle, J | STP | L | .197 | 85 | 295 | 36 | 58 | 89 | 12 | 2 | 5 | 32 | 22 | 1 | 59 | 3 | 3 | .262 | .302 | .563 | 325 | 0 | 3 | 5 | 6 | 8 |
| 19 | Rooker, B | STP | R | .245 | 62 | 220 | 40 | 54 | 124 | 8 | 1 | 20 | 49 | 38 | 2 | 80 | 1 | 2 | .367 | .564 | .931 | 267 | 0 | 3 | 6 | 7 | 1 |
| 2 | Fortvedt, B | STP | L | .236 | 30 | 110 | 17 | 26 | 43 | 5 | 0 | 4 | 18 | 7 | 0 | 32 | 0 | 0 | .292 | .391 | .683 | 120 | 0 | 1 | 2 | 3 | 1 |
| 9 | Schmidt, K | STP | R | .000 | 1 | 1 | 0 | 0 | 0 | 0 | 0 | 0 | 0 | 0 | 0 | 1 | 0 | 0 | .000 | .000 | .000 | 1 | 0 | 0 | 0 | 0 | 0 |
| 63 | Stankiewicz, D | STP | S | .244 | 26 | 86 | 13 | 21 | 31 | 7 | 0 | 1 | 7 | 11 | 0 | 19 | 1 | 0 | .330 | .360 | .690 | 98 | 1 | 0 | 0 | 1 | 2 |
| 18 | Tells, T | STP | S | .291 | 78 | 323 | 39 | 94 | 132 | 9 | 1 | 9 | 39 | 19 | 0 | 47 | 5 | 1 | .333 | .409 | .742 | 345 | 0 | 1 | 2 | 5 | 6 |
| 23 | Tomscha, D | STP | R | .229 | 67 | 223 | 27 | 51 | 88 | 10 | 0 | 9 | 29 | 18 | 0 | 63 | 0 | 1 | .301 | .395 | .695 | 246 | 0 | 0 | 5 | 3 | 2 |
| | Wiel, Z | STP | R | .250 | 2 | 8 | 0 | 2 | 2 | 0 | 0 | 0 | 0 | 0 | 0 | 3 | 0 | 0 | .250 | .250 | .500 | 8 | 0 | 0 | 0 | 0 | 1 |
| | STP | | | .245 | 106 | 3551 | 550 | 871 | 1502 | 159 | 14 | 148 | 516 | 378 | 9 | 1015 | 64 | 22 | .328 | .423 | .751 | 4029 | 1 | 27 | 72 | 84 | 77 |
| | OPP | | | .249 | 106 | 3585 | 528 | 893 | 1465 | 185 | 15 | 119 | 503 | 419 | 3 | 974 | 70 | 20 | .336 | .409 | .745 | 4111 | 16 | 24 | 64 | 63 | |

St. Paul Saints Pitching - 2021 - Regular Season - All Players

| # | Player | Team | T | W | L | ERA | G | GS | CG | SHO | GF | HLD | SV | SVO | IP | H | R | ER | HR | HB | BB | IBB | SO | AVG | WP | BK | GIDP | TBF |
|----|----------------|---------|---|---|---|-------|----|----|----|-----|----|-----|----|-----|------|-----|----|----|----|----|----|-----|----|------|----|----|------|-----|
| 37 | Albers, A | STP | L | 6 | 4 | 3.86 | 16 | 15 | 0 | 0 | 0 | 0 | 0 | 0 | 91.0 | 109 | 49 | 39 | 12 | 4 | 9 | 0 | 78 | .288 | 3 | 1 | 4 | 394 |
| 41 | Anderson, S | ELP | R | 1 | 0 | 4.32 | 6 | 0 | 0 | 0 | 1 | 1 | 1 | 2 | 8.1 | 7 | 4 | 4 | 1 | 0 | 2 | 0 | 11 | .219 | 2 | 0 | 0 | 34 |
| 41 | Anderson, S | RR | R | 0 | 0 | 0.00 | 2 | 0 | 0 | 0 | 0 | 1 | 0 | 0 | 3.0 | 0 | 0 | 0 | 0 | 0 | 1 | 0 | 4 | .000 | 0 | 0 | 0 | 10 |
| 41 | Anderson, S | STP | R | 1 | 0 | 0.00 | 5 | 0 | 0 | 0 | 0 | 2 | 0 | 0 | 6.0 | 2 | 0 | 0 | 0 | 0 | 3 | 0 | 5 | .105 | 0 | 0 | 1 | 22 |
| 41 | Anderson, S | 3 Teams | R | 2 | 0 | 2.08 | 13 | 0 | 0 | 0 | 1 | 4 | 1 | 2 | 17.1 | 9 | 4 | 4 | 1 | 0 | 6 | 0 | 20 | .150 | 2 | 0 | 1 | 66 |
| 25 | Barnes, C | STP | L | 5 | 3 | 4.24 | 13 | 13 | 0 | 0 | 0 | 0 | 0 | 0 | 63.2 | 63 | 33 | 30 | 6 | 6 | 23 | 0 | 54 | .257 | 1 | 1 | 5 | 277 |
| 41 | Barracough, K | STP | R | 3 | 1 | 2.74 | 19 | 0 | 0 | 0 | 6 | 2 | 0 | 3 | 23.0 | 13 | 7 | 7 | 4 | 1 | 10 | 0 | 33 | .165 | 1 | 0 | 0 | 91 |
| 41 | Barracough, K | SWB | R | 4 | 0 | 3.21 | 11 | 0 | 0 | 0 | 1 | 2 | 0 | 0 | 14.0 | 5 | 5 | 5 | 2 | 0 | 11 | 0 | 24 | .114 | 3 | 0 | 1 | 55 |
| 41 | Barracough, K | 2 Teams | R | 7 | 1 | 2.92 | 30 | 0 | 0 | 0 | 7 | 4 | 0 | 3 | 37.0 | 18 | 12 | 12 | 6 | 1 | 21 | 0 | 57 | .146 | 4 | 0 | 1 | 146 |
| 62 | Burrows, B | STP | R | 1 | 3 | 6.18 | 9 | 6 | 0 | 0 | 0 | 1 | 0 | 0 | 27.2 | 25 | 20 | 19 | 6 | 3 | 14 | 0 | 26 | .231 | 2 | 0 | 0 | 126 |
| 62 | Burrows, B | TOL | R | 1 | 1 | 6.23 | 9 | 1 | 0 | 0 | 0 | 2 | 0 | 0 | 17.1 | 21 | 12 | 12 | 4 | 0 | 6 | 0 | 17 | .296 | 1 | 0 | 0 | 78 |
| 62 | Burrows, B | 2 Teams | R | 2 | 4 | 6.20 | 18 | 7 | 0 | 0 | 0 | 3 | 0 | 0 | 45.0 | 46 | 32 | 31 | 10 | 3 | 20 | 0 | 43 | .257 | 3 | 0 | 0 | 204 |
| 16 | Cano, Y | STP | R | 2 | 2 | 4.29 | 22 | 1 | 0 | 0 | 7 | 4 | 1 | 3 | 35.2 | 36 | 18 | 17 | 4 | 2 | 19 | 0 | 42 | .267 | 0 | 1 | 2 | 160 |
| 26 | Coulombe, D | STP | L | 1 | 1 | 1.77 | 14 | 0 | 0 | 0 | 7 | 3 | 2 | 3 | 20.1 | 16 | 6 | 4 | 1 | 0 | 3 | 0 | 27 | .211 | 0 | 0 | 1 | 79 |
| | Dobnak, R | STP | R | 0 | 1 | 3.00 | 4 | 4 | 0 | 0 | 0 | 0 | 0 | 0 | 18.0 | 15 | 6 | 6 | 0 | 1 | 10 | 0 | 13 | .234 | 0 | 0 | 4 | 75 |
| 46 | Duran, J | STP | R | 0 | 3 | 5.06 | 5 | 4 | 0 | 0 | 0 | 0 | 0 | 0 | 16.0 | 16 | 9 | 9 | 1 | 0 | 13 | 0 | 22 | .258 | 5 | 0 | 2 | 75 |
| 40 | Farrell, L | STP | R | 0 | 1 | 4.00 | 7 | 0 | 0 | 0 | 0 | 1 | 0 | 0 | 9.0 | 5 | 4 | 4 | 0 | 2 | 6 | 0 | 16 | .167 | 0 | 0 | 0 | 40 |
| 65 | García, E | LOU | R | 2 | 0 | 3.38 | 24 | 0 | 0 | 0 | 7 | 0 | 1 | 1 | 24.0 | 17 | 9 | 9 | 0 | 2 | 13 | 0 | 29 | .205 | 5 | 0 | 4 | 98 |
| 65 | García, E | STP | R | 2 | 0 | 2.57 | 6 | 0 | 0 | 0 | 3 | 0 | 0 | 0 | 7.0 | 4 | 2 | 2 | 1 | 2 | 4 | 0 | 10 | .167 | 4 | 0 | 0 | 30 |
| 65 | García, E | 2 Teams | R | 4 | 0 | 3.19 | 30 | 0 | 0 | 0 | 10 | 0 | 1 | 1 | 31.0 | 21 | 11 | 11 | 1 | 4 | 17 | 0 | 39 | .196 | 9 | 0 | 4 | 128 |
| 40 | Garza Jr., R | STP | R | 0 | 0 | 7.36 | 3 | 0 | 0 | 0 | 1 | 0 | 1 | 1 | 3.2 | 3 | 3 | 3 | 1 | 1 | 2 | 0 | 5 | .214 | 0 | 0 | 0 | 17 |
| 40 | Garza Jr., R | SUG | R | 2 | 0 | 1.26 | 10 | 0 | 0 | 0 | 3 | 2 | 0 | 0 | 14.1 | 5 | 2 | 2 | 2 | 1 | 8 | 0 | 17 | .104 | 1 | 0 | 0 | 58 |
| 40 | Garza Jr., R | 2 Teams | R | 2 | 0 | 2.50 | 13 | 0 | 0 | 0 | 4 | 2 | 1 | 1 | 18.0 | 8 | 5 | 5 | 3 | 2 | 10 | 0 | 22 | .129 | 1 | 0 | 0 | 75 |
| 57 | Gibaut, I | STP | R | 1 | 3 | 7.20 | 27 | 1 | 0 | 0 | 9 | 1 | 0 | 1 | 40.0 | 52 | 32 | 32 | 5 | 2 | 20 | 0 | 46 | .311 | 3 | 0 | 4 | 190 |
| 38 | Hackimer, T | STP | R | 0 | 0 | 16.20 | 6 | 0 | 0 | 0 | 2 | 1 | 1 | 1 | 5.0 | 6 | 9 | 9 | 0 | 3 | 15 | 0 | 7 | .300 | 1 | 0 | 1 | 38 |
| 38 | Hackimer, T | SYR | R | 0 | 0 | 0.00 | 9 | 0 | 0 | 0 | 6 | 1 | 3 | 3 | 9.2 | 1 | 0 | 0 | 0 | 3 | 7 | 0 | 14 | .033 | 1 | 0 | 1 | 40 |
| 38 | Hackimer, T | 2 Teams | R | 0 | 0 | 5.52 | 15 | 0 | 0 | 0 | 8 | 2 | 4 | 4 | 14.2 | 7 | 9 | 9 | 0 | 6 | 22 | 0 | 21 | .140 | 2 | 0 | 2 | 78 |
| 44 | Hamilton, I | STP | R | 4 | 3 | 3.27 | 33 | 3 | 0 | 0 | 10 | 2 | 4 | 5 | 52.1 | 38 | 23 | 19 | 4 | 2 | 31 | 0 | 73 | .204 | 11 | 0 | 4 | 223 |
| | Harvey, J | ABQ | R | 0 | 0 | 2.63 | 15 | 0 | 0 | 0 | 6 | 5 | 0 | 0 | 13.2 | 12 | 4 | 4 | 2 | 0 | 9 | 0 | 20 | .245 | 0 | 0 | 1 | 58 |
| | Harvey, J | STP | R | 0 | 1 | 18.00 | 4 | 0 | 0 | 0 | 2 | 0 | 0 | 1 | 3.0 | 6 | 6 | 6 | 2 | 0 | 6 | 0 | 4 | .429 | 1 | 0 | 0 | 21 |
| | Harvey, J | 2 Teams | R | 0 | 1 | 5.40 | 19 | 0 | 0 | 0 | 8 | 5 | 0 | 1 | 16.2 | 18 | 10 | 10 | 4 | 0 | 15 | 0 | 24 | .286 | 1 | 0 | 1 | 79 |
| 48 | Jax, G | STP | R | 4 | 1 | 3.76 | 8 | 8 | 0 | 0 | 0 | 0 | 0 | 0 | 40.2 | 37 | 17 | 17 | 2 | 0 | 16 | 0 | 36 | .242 | 0 | 0 | 0 | 170 |
| 54 | Law, D | STP | R | 0 | 0 | 3.78 | 13 | 0 | 0 | 0 | 7 | 1 | 4 | 5 | 16.2 | 19 | 7 | 7 | 1 | 0 | 6 | 0 | 13 | .288 | 1 | 0 | 1 | 72 |
| 36 | Leyer, R | STP | R | 1 | 4 | 6.51 | 29 | 1 | 0 | 0 | 9 | 1 | 0 | 3 | 37.1 | 34 | 29 | 27 | 8 | 3 | 25 | 1 | 45 | .236 | 2 | 0 | 1 | 173 |
| 99 | Maeda, K | STP | R | 0 | 0 | 2.25 | 1 | 1 | 0 | 0 | 0 | 0 | 0 | 0 | 4.0 | 1 | 1 | 1 | 1 | 0 | 1 | 0 | 5 | .077 | 0 | 0 | 0 | 14 |
| 38 | Mason, R | STP | R | 1 | 0 | 4.73 | 9 | 0 | 0 | 0 | 3 | 2 | 0 | 0 | 13.1 | 11 | 7 | 7 | 1 | 2 | 8 | 0 | 18 | .216 | 0 | 0 | 1 | 61 |
| 32 | Minaya, J | STP | R | 2 | 3 | 3.41 | 17 | 0 | 0 | 0 | 2 | 1 | 0 | 1 | 29.0 | 29 | 14 | 11 | 3 | 4 | 15 | 0 | 37 | .254 | 6 | 0 | 4 | 135 |
| 64 | Moran, J | STP | L | 2 | 1 | 3.25 | 14 | 0 | 0 | 0 | 3 | 0 | 1 | 4 | 27.2 | 14 | 11 | 10 | 3 | 2 | 16 | 2 | 43 | .147 | 2 | 1 | 1 | 114 |
| 16 | Mullenbach, M | STP | R | 0 | 0 | 0.00 | 1 | 0 | 0 | 0 | 1 | 0 | 0 | 0 | 2.0 | 2 | 0 | 0 | 0 | 0 | 1 | 0 | 0 | .250 | 0 | 0 | 0 | 9 |
| 52 | Nunn, C | STP | L | 0 | 0 | 4.91 | 7 | 0 | 0 | 0 | 2 | 1 | 0 | 0 | 7.1 | 6 | 5 | 4 | 1 | 0 | 9 | 0 | 9 | .214 | 1 | 0 | 0 | 37 |
| 20 | Ober, B | STP | R | 1 | 0 | 2.81 | 4 | 4 | 0 | 0 | 0 | 0 | 0 | 0 | 16.0 | 13 | 5 | 5 | 0 | 0 | 5 | 0 | 21 | .217 | 0 | 0 | 1 | 65 |
| 58 | Pineda, M | STP | R | 0 | 1 | 9.00 | 1 | 1 | 0 | 0 | 0 | 0 | 0 | 0 | 4.0 | 4 | 5 | 4 | 0 | 0 | 3 | 0 | 1 | .267 | 1 | 0 | 0 | 20 |
| 20 | Ryan, J | DUR | R | 4 | 3 | 3.63 | 12 | 11 | 0 | 0 | 0 | 0 | 0 | 0 | 57.0 | 35 | 25 | 23 | 8 | 3 | 10 | 0 | 75 | .175 | 3 | 0 | 4 | 215 |
| 20 | Ryan, J | STP | R | 0 | 0 | 2.00 | 2 | 2 | 0 | 0 | 0 | 0 | 0 | 0 | 9.0 | 5 | 2 | 2 | 1 | 0 | 2 | 0 | 17 | .161 | 0 | 0 | 1 | 34 |
| 20 | Ryan, J | 2 Teams | R | 4 | 3 | 3.41 | 14 | 13 | 0 | 0 | 0 | 0 | 0 | 0 | 66.0 | 40 | 27 | 25 | 9 | 3 | 12 | 0 | 92 | .173 | 3 | 0 | 5 | 249 |
| 45 | Sammons, B | STP | L | 1 | 2 | 4.96 | 8 | 5 | 0 | 0 | 0 | 0 | 0 | 0 | 32.2 | 31 | 20 | 18 | 5 | 1 | 23 | 0 | 19 | .256 | 3 | 0 | 4 | 148 |
| 39 | Shepherd, C | STP | R | 6 | 6 | 5.81 | 21 | 17 | 0 | 0 | 0 | 1 | 0 | 0 | 91.1 | 123 | 64 | 59 | 17 | 1 | 25 | 0 | 56 | .327 | 3 | 0 | 13 | 406 |
| 27 | Shoemaker, M | SAC | R | 2 | 2 | 7.36 | 4 | 3 | 0 | 0 | 1 | 0 | 0 | 1 | 18.1 | 26 | 15 | 15 | 5 | 2 | 3 | 0 | 15 | .342 | 1 | 0 | 1 | 83 |
| 27 | Shoemaker, M | STP | R | 1 | 0 | 1.80 | 4 | 3 | 0 | 0 | 0 | 0 | 0 | 0 | 20.0 | 12 | 4 | 4 | 1 | 2 | 8 | 0 | 17 | .182 | 2 | 0 | 1 | 78 |
| 27 | Shoemaker, M | 2 Teams | R | 3 | 2 | 4.46 | 8 | 6 | 0 | 0 | 1 | 0 | 0 | 1 | 38.1 | 38 | 19 | 19 | 6 | 4 | 11 | 0 | 32 | .268 | 3 | 0 | 2 | 161 |
| 38 | Sparkman, G | STP | R | 0 | 0 | 3.00 | 2 | 0 | 0 | 0 | 0 | 0 | 0 | 0 | 3.0 | 2 | 1 | 1 | 1 | 0 | 0 | 0 | 6 | .182 | 0 | 0 | 0 | 11 |
| 63 | Stankiewicz, D | STP | R | 0 | 0 | 18.00 | 1 | 0 | 0 | 0 | 1 | 0 | 0 | 0 | 1.0 | 4 | 3 | 2 | 1 | 0 | 0 | 0 | 1 | .500 | 0 | 0 | 0 | 8 |
| 40 | Stashak, C | STP | R | 0 | 0 | 0.00 | 2 | 0 | 0 | 0 | 1 | 0 | 0 | 0 | 2.1 | 2 | 0 | 0 | 0 | 0 | 0 | 0 | 3 | .222 | 0 | 0 | 0 | 9 |
| 26 | Strotman, D | DUR | R | 7 | 2 | 3.39 | 13 | 12 | 0 | 0 | 0 | 0 | 0 | 1 | 58.1 | 50 | 25 | 22 | 3 | 1 | 33 | 0 | 62 | .235 | 2 | 0 | 7 | 251 |
| 26 | Strotman, D | STP | R | 0 | 1 | 7.39 | 7 | 7 | 0 | 0 | 0 | 0 | 0 | 0 | 31.2 | 38 | 26 | 26 | 6 | 1 | 16 | 0 | 26 | .292 | 3 | 0 | 2 | 149 |
| 26 | Strotman, D | 2 Teams | R | 7 | 3 | 4.80 | 20 | 19 | 0 | 0 | 0 | 0 | 0 | 1 | 90.0 | 88 | 51 | 48 | 9 | 2 | 49 | 0 | 88 | .257 | 5 | 0 | 9 | 400 |
| 43 | Thorpe, L | STP | L | 1 | 2 | 4.76 | 6 | 2 | 0 | 0 | 0 | 2 | 0 | 1 | 17.0 | 12 | 9 | 9 | 1 | 1 | 7 | 0 | 12 | .190 | 0 | 0 | 2 | 71 |
| 55 | Vasquez, A | STP | L | 4 | 0 | 3.61 | 33 | 0 | 0 | 0 | 12 | 3 | 0 | 1 | 42.1 | 21 | 21 | 17 | 5 | 13 | 22 | 0 | 68 | .143 | 1 | 0 | 1 | 182 |
| 13 | Vincent, N | RR | R | 0 | 0 | 4.11 | 15 | 0 | 0 | 0 | 3 | 3 | 0 | 0 | 15.1 | 18 | 10 | 7 | 1 | 0 | 7 | 0 | 22 | .273 | 1 | 0 | 0 | 74 |
| 13 | Vincent, N | STP | R | 3 | 1 | 5.19 | 19 | 0 | 0 | 0 | 14 | 0 | 6 | 10 | 26.0 | 24 | 19 | 15 | 7 | 4 | 6 | 0 | 28 | .235 | 0 | 1 | 0 | 115 |
| 13 | Vincent, N | 2 Teams | R | 3 | 1 | 4.79 | 34 | 0 | 0 | 0 | 17 | 3 | 6 | 10 | 41.1 | 42 | 29 | 22 | 8 | 4 | 13 | 0 | 50 | .250 | 1 | 1 | 0 | 189 |
| 52 | Whalen, R | STP | R | 0 | 4 | 8.59 | 10 | 4 | 0 | 0 | 4 | 0 | 2 | 2 | 22.0 | 26 | 22 | 21 | 3 | 1 | 14 | 0 | | | | | | |

Triple-A East Standings - 2021 - Regular Season

| AAA-E Northeast | W | L | PCT | GB | L10 | STRK | HOME | ROAD | RS | RA | DIFF |
|------------------------|----------|----------|------------|-----------|------------|-------------|-------------|-------------|-----------|-----------|-------------|
| Buffalo | 63 | 41 | .606 | - | 7-3 | W7 | 35-19 | 28-22 | 511 | 387 | 124 |
| Scranton/WB | 59 | 45 | .567 | 4.0 | 2-8 | L8 | 26-26 | 33-19 | 550 | 435 | 115 |
| Worcester | 59 | 47 | .557 | 5.0 | 9-1 | W5 | 28-25 | 31-22 | 506 | 519 | -13 |
| Lehigh Valley | 47 | 58 | .448 | 16.5 | 4-6 | L3 | 26-27 | 21-31 | 472 | 552 | -80 |
| Rochester | 43 | 60 | .417 | 19.5 | 2-7 | L5 | 22-28 | 21-32 | 455 | 512 | -57 |
| Syracuse | 42 | 62 | .404 | 21.0 | 5-4 | W3 | 19-32 | 23-30 | 495 | 584 | -89 |
| AAA-E Southeast | W | L | PCT | GB | L10 | STRK | HOME | ROAD | RS | RA | DIFF |
| Durham | 68 | 38 | .642 | - | 6-4 | W1 | 36-17 | 32-21 | 615 | 404 | 211 |
| Gwinnett | 61 | 46 | .570 | 7.5 | 5-5 | W2 | 33-20 | 28-26 | 541 | 436 | 105 |
| Jacksonville | 60 | 47 | .561 | 8.5 | 6-4 | L1 | 27-26 | 33-21 | 477 | 501 | -24 |
| Nashville | 56 | 51 | .523 | 12.5 | 4-6 | L1 | 32-22 | 24-29 | 510 | 495 | 15 |
| Memphis | 50 | 57 | .467 | 18.5 | 4-6 | L2 | 29-25 | 21-32 | 478 | 565 | -87 |
| Norfolk | 42 | 64 | .396 | 26.0 | 3-7 | L1 | 26-27 | 16-37 | 435 | 534 | -99 |
| Charlotte | 42 | 65 | .393 | 26.5 | 6-4 | W1 | 23-31 | 19-34 | 516 | 606 | -90 |
| AAA-E Midwest | W | L | PCT | GB | L10 | STRK | HOME | ROAD | RS | RA | DIFF |
| Omaha | 61 | 46 | .570 | - | 8-2 | W2 | 32-21 | 29-25 | 582 | 562 | 20 |
| Toledo | 61 | 46 | .570 | - | 6-4 | L2 | 38-16 | 23-30 | 573 | 485 | 88 |
| St. Paul | 54 | 52 | .509 | 6.5 | 1-9 | L3 | 30-24 | 24-28 | 550 | 528 | 22 |
| Columbus | 50 | 54 | .481 | 9.5 | 6-4 | W3 | 25-26 | 25-28 | 512 | 586 | -74 |
| Indianapolis | 50 | 55 | .476 | 10.0 | 5-5 | L1 | 28-24 | 22-31 | 483 | 511 | -28 |
| Louisville | 45 | 61 | .425 | 15.5 | 6-4 | W1 | 24-28 | 21-33 | 437 | 447 | -10 |
| Iowa | 44 | 62 | .415 | 16.5 | 3-7 | W1 | 20-34 | 24-28 | 491 | 540 | -49 |

Arkansas Travelers (58-49) 1, Wichita Wind Surge (62-45) 0

Sep 4th, 2021

| | 1 | 2 | 3 | 4 | 5 | 6 | 7 | 8 | 9 | R | H | E |
|----------|---|---|---|---|---|---|---|---|---|---|---|---|
| Wichita | 0 | 0 | 0 | 0 | 0 | 0 | 0 | 0 | 0 | 0 | 5 | 1 |
| Arkansas | 0 | 0 | 0 | 0 | 0 | 0 | 0 | 0 | 1 | 1 | 5 | 0 |

One out when winning run scored.

| Wichita | AB | R | H | RBI | BB | SO | LOB | AVG | Arkansas | AB | R | H | RBI | BB | SO | LOB | AVG |
|---------------------|-----------|----------|----------|----------|----------|-----------|-----------|-------------|---------------|-----------|----------|----------|----------|----------|----------|-----------|-------------|
| Whitefield, CF | 4 | 0 | 0 | 0 | 0 | 2 | 1 | .257 | Larsen, CF | 3 | 0 | 1 | 0 | 1 | 1 | 2 | .250 |
| Burt, 2B | 4 | 0 | 1 | 0 | 0 | 1 | 0 | .287 | Rodríguez, LF | 4 | 0 | 1 | 0 | 0 | 3 | 2 | .370 |
| Morales, 1B | 4 | 0 | 1 | 0 | 0 | 0 | 1 | .304 | DeLoach, DH | 2 | 0 | 0 | 0 | 2 | 1 | 1 | .225 |
| Steer, 3B | 4 | 0 | 0 | 0 | 0 | 2 | 2 | .239 | Scheiner, RF | 3 | 0 | 0 | 0 | 1 | 2 | 5 | .248 |
| Palacios, SS | 4 | 0 | 1 | 0 | 0 | 2 | 1 | .261 | Rizzo, 2B | 3 | 0 | 0 | 0 | 1 | 0 | 4 | .244 |
| Berman, C | 3 | 0 | 0 | 0 | 0 | 3 | 1 | .172 | Polcovich, 3B | 4 | 0 | 0 | 0 | 0 | 1 | 3 | .113 |
| Cabrera, L, LF | 3 | 0 | 0 | 0 | 0 | 2 | 1 | .244 | Cowan, 1B | 4 | 0 | 1 | 0 | 0 | 0 | 0 | .255 |
| De La Trinidad, RF | 3 | 0 | 2 | 0 | 0 | 0 | 0 | .265 | Sheaffer, C | 4 | 1 | 1 | 1 | 0 | 1 | 0 | .288 |
| Williams, DH | 3 | 0 | 0 | 0 | 0 | 2 | 3 | .231 | Frick, SS | 2 | 0 | 1 | 0 | 1 | 0 | 0 | .234 |
| Woods Richardson, P | 0 | 0 | 0 | 0 | 0 | 0 | 0 | .000 | Kirby, P | 0 | 0 | 0 | 0 | 0 | 0 | 0 | .000 |
| Beck, P | 0 | 0 | 0 | 0 | 0 | 0 | 0 | .000 | Stryffeler, P | 0 | 0 | 0 | 0 | 0 | 0 | 0 | .000 |
| Lau, P | 0 | 0 | 0 | 0 | 0 | 0 | 0 | .000 | Sweet, P | 0 | 0 | 0 | 0 | 0 | 0 | 0 | .000 |
| Lujan, P | 0 | 0 | 0 | 0 | 0 | 0 | 0 | .000 | | | | | | | | | |
| Totals | 32 | 0 | 5 | 0 | 0 | 14 | 10 | .256 | Totals | 29 | 1 | 5 | 1 | 6 | 9 | 17 | .233 |

BATTING

2B : Morales (12, Sweet).

TB : Burt; De La Trinidad 2; Morales 2; Palacios.

Runners left in scoring position, 2 out : Palacios; Williams.

Team RISP : 0-for-3.

Team LOB : 5.

FIELDING

E : Woods Richardson (1, pickoff).

Pickoffs : Beck (Cowan at 1st base).

BATTING

2B : Frick (3, Beck).

HR : Sheaffer (2, 9th inning off Lujan, 0 on, 1 out).

TB : Cowan; Frick 2; Larsen; Rodriguez; Sheaffer 4.

RBI : Sheaffer (10).

Runners left in scoring position, 2 out : Polcovich 2; Rizzo 2; Larsen.

Team RISP : 0-for-6.

Team LOB : 9.

BASERUNNING

PO : Cowan (1st base by Beck).

| Wichita | IP | H | R | ER | BB | SO | HR | ERA | Arkansas | IP | H | R | ER | BB | SO | HR | ERA |
|------------------|------------|----------|----------|----------|----------|----------|----------|-------------|----------------|------------|----------|----------|----------|----------|-----------|----------|-------------|
| Woods Richardson | 1.1 | 0 | 0 | 0 | 3 | 2 | 0 | 0.00 | Kirby | 6.0 | 4 | 0 | 0 | 0 | 7 | 0 | 2.93 |
| Beck | 5.0 | 4 | 0 | 0 | 3 | 5 | 0 | 2.66 | Stryffeler | 2.0 | 0 | 0 | 0 | 0 | 5 | 0 | 2.11 |
| Lau | 1.2 | 0 | 0 | 0 | 0 | 2 | 0 | 5.12 | Sweet (W, 5-5) | 1.0 | 1 | 0 | 0 | 0 | 2 | 0 | 5.02 |
| Lujan (L, 3-2) | 0.1 | 1 | 1 | 1 | 0 | 0 | 1 | 3.72 | | | | | | | | | |
| Totals | 8.1 | 5 | 1 | 1 | 6 | 9 | 1 | 4.37 | Totals | 9.0 | 5 | 0 | 0 | 0 | 14 | 0 | 3.98 |

Pitches-strikes : Woods Richardson 40-19; Beck 69-40; Lau 24-13; Lujan 9-5; Kirby 79-58; Stryffeler 25-18; Sweet 17-10.

Groundouts-flyouts : Woods Richardson 2-0; Beck 4-4; Lau 0-2; Lujan 0-0; Kirby 4-5; Stryffeler 0-1; Sweet 0-0.

Batters faced : Woods Richardson 7; Beck 21; Lau 5; Lujan 2; Kirby 22; Stryffeler 6; Sweet 4.

Inherited runners-scored : Lau 1-0.

Umpires : HP: Mike Rains. 1B: Hardlen Acosta. 3B: Jake Bruner.

Official Scorer : Troy Schulte

Weather : 97 degrees, Partly Cloudy

Wind : 6 mph, R To L

First pitch : 6:13 PM

T : 2:47

Att : 5,006

Venue : Dickey-Stephens Park

September 4, 2021

Wichita Wind Surge Hitting - 2021 - Regular Season - All Players

| # | Player | Team | B | AVG | G | AB | R | H | TB | 2B | 3B | HR | RBI | BB | IBB | SO | SB | CS | OBP | SLG | OPS | PA | SAC | SF | HBP | GIDP | E |
|------------|-------------------|---------|---|-------------|------------|-------------|------------|------------|-------------|------------|-----------|------------|------------|------------|----------|-------------|------------|-----------|-------------|-------------|-------------|-------------|----------|-----------|-----------|-----------|-----------|
| 9 | Bañuelos, D | WCH | R | .185 | 15 | 54 | 7 | 10 | 12 | 2 | 0 | 0 | 4 | 3 | 0 | 19 | 0 | 0 | .237 | .222 | .460 | 59 | 0 | 1 | 1 | 1 | 1 |
| 5 | Bechtold, A | WCH | R | .240 | 89 | 321 | 52 | 77 | 146 | 21 | 0 | 16 | 44 | 41 | 0 | 122 | 1 | 1 | .328 | .455 | .783 | 366 | 0 | 2 | 2 | 5 | 7 |
| 56 | Berman, S | TUL | R | .165 | 36 | 115 | 10 | 19 | 27 | 5 | 0 | 1 | 9 | 19 | 0 | 18 | 0 | 0 | .309 | .235 | .544 | 140 | 1 | 0 | 5 | 8 | 2 |
| 56 | Berman, S | WCH | R | .286 | 2 | 7 | 1 | 2 | 5 | 0 | 0 | 1 | 4 | 0 | 0 | 4 | 0 | 0 | .286 | .714 | 1.000 | 7 | 0 | 0 | 0 | 0 | 1 |
| 56 | Berman, S | 2 Teams | R | .172 | 38 | 122 | 11 | 21 | 32 | 5 | 0 | 2 | 13 | 19 | 0 | 22 | 0 | 0 | .308 | .262 | .570 | 147 | 1 | 0 | 5 | 8 | 3 |
| 45 | Boyd, B | WCH | L | .319 | 66 | 260 | 50 | 83 | 143 | 13 | 1 | 15 | 62 | 21 | 1 | 49 | 8 | 0 | .373 | .550 | .923 | 287 | 0 | 3 | 3 | 4 | 2 |
| 9 | Burt, D | AMA | R | .200 | 11 | 35 | 3 | 7 | 8 | 1 | 0 | 0 | 0 | 4 | 0 | 12 | 2 | 1 | .282 | .229 | .511 | 39 | 0 | 0 | 0 | 0 | 1 |
| 9 | Burt, D | WCH | R | .311 | 42 | 132 | 25 | 41 | 51 | 5 | 1 | 1 | 14 | 23 | 0 | 33 | 16 | 6 | .408 | .386 | .794 | 158 | 1 | 2 | 0 | 3 | 3 |
| 9 | Burt, D | 2 Teams | R | .287 | 53 | 167 | 28 | 48 | 59 | 6 | 1 | 1 | 14 | 27 | 0 | 45 | 18 | 7 | .383 | .353 | .736 | 197 | 1 | 2 | 0 | 3 | 4 |
| 12 | Cabbage, T | WCH | L | .251 | 56 | 207 | 34 | 52 | 110 | 8 | 1 | 16 | 42 | 28 | 1 | 98 | 2 | 0 | .345 | .531 | .876 | 238 | 0 | 1 | 2 | 0 | 3 |
| 17 | Cabrera, L | WCH | R | .244 | 41 | 131 | 31 | 32 | 66 | 5 | 1 | 9 | 27 | 24 | 1 | 51 | 3 | 1 | .359 | .504 | .863 | 157 | 1 | 1 | 0 | 7 | 2 |
| 1 | Celestino, G | WCH | R | .250 | 21 | 84 | 10 | 21 | 32 | 5 | 0 | 2 | 7 | 11 | 0 | 24 | 0 | 1 | .344 | .381 | .725 | 96 | 0 | 0 | 1 | 1 | 0 |
| 1 | Contreras, M | WCH | L | .269 | 19 | 67 | 10 | 18 | 30 | 4 | 1 | 2 | 11 | 9 | 0 | 22 | 3 | 0 | .355 | .448 | .803 | 76 | 0 | 0 | 0 | 1 | 0 |
| 15 | De La Trinidad, E | WCH | L | .265 | 73 | 264 | 36 | 70 | 106 | 11 | 2 | 7 | 35 | 19 | 0 | 71 | 3 | 2 | .344 | .402 | .746 | 302 | 0 | 2 | 14 | 0 | 3 |
| 12 | Encarnacion, Y | WCH | L | .125 | 14 | 48 | 5 | 6 | 7 | 1 | 0 | 0 | 7 | 6 | 0 | 16 | 2 | 1 | .218 | .146 | .364 | 55 | 0 | 1 | 0 | 1 | 2 |
| 20 | Garland, N | WCH | R | .200 | 4 | 10 | 1 | 2 | 5 | 0 | 0 | 1 | 1 | 0 | 0 | 5 | 0 | 0 | .200 | .500 | .700 | 10 | 0 | 0 | 0 | 0 | 0 |
| 8 | Hamilton, C | WCH | R | .192 | 67 | 203 | 24 | 39 | 73 | 8 | 1 | 8 | 28 | 41 | 0 | 79 | 4 | 1 | .327 | .360 | .686 | 248 | 0 | 3 | 1 | 4 | 9 |
| 21 | Johnson, S | WCH | L | .107 | 11 | 28 | 6 | 3 | 5 | 2 | 0 | 0 | 3 | 6 | 0 | 7 | 1 | 0 | .306 | .179 | .484 | 36 | 0 | 0 | 2 | 1 | 0 |
| 8 | Kerrigan, J | WCH | R | .125 | 2 | 8 | 0 | 1 | 3 | 0 | 1 | 0 | 0 | 0 | 0 | 3 | 0 | 0 | .125 | .375 | .500 | 8 | 0 | 0 | 0 | 0 | 0 |
| 50 | Lau, A | WCH | R | .000 | 1 | 0 | 0 | 0 | 0 | 0 | 0 | 0 | 0 | 0 | 0 | 0 | 0 | 0 | .000 | .000 | .000 | 0 | 0 | 0 | 0 | 0 | 0 |
| 20 | Martin, A | NH | R | .281 | 56 | 196 | 43 | 55 | 75 | 10 | 2 | 2 | 16 | 37 | 0 | 53 | 9 | 3 | .424 | .383 | .807 | 250 | 0 | 3 | 14 | 1 | 10 |
| 20 | Martin, A | WCH | R | .255 | 25 | 94 | 19 | 24 | 39 | 6 | 0 | 3 | 17 | 15 | 0 | 26 | 2 | 0 | .402 | .415 | .817 | 117 | 0 | 0 | 8 | 3 | 4 |
| 20 | Martin, A | 2 Teams | R | .272 | 81 | 290 | 62 | 79 | 114 | 16 | 2 | 5 | 33 | 52 | 0 | 79 | 11 | 3 | .417 | .393 | .810 | 367 | 0 | 3 | 22 | 4 | 14 |
| 22 | Miranda, J | WCH | R | .345 | 47 | 194 | 36 | 67 | 114 | 8 | 0 | 13 | 38 | 17 | 2 | 25 | 4 | 2 | .408 | .588 | .996 | 218 | 0 | 2 | 5 | 5 | 4 |
| 11 | Mooney, P | WCH | L | .163 | 36 | 129 | 11 | 21 | 29 | 0 | 1 | 2 | 12 | 14 | 0 | 31 | 1 | 1 | .245 | .225 | .470 | 143 | 0 | 0 | 0 | 3 | 3 |
| 25 | Morales, R | WCH | R | .304 | 75 | 286 | 35 | 87 | 104 | 12 | 1 | 1 | 31 | 32 | 0 | 39 | 4 | 4 | .380 | .364 | .743 | 324 | 0 | 2 | 4 | 13 | 6 |
| 4 | Palacios, J | WCH | R | .261 | 98 | 368 | 65 | 96 | 169 | 16 | 0 | 19 | 51 | 44 | 0 | 98 | 15 | 8 | .344 | .459 | .804 | 422 | 1 | 4 | 5 | 10 | 12 |
| 20 | Santiago, W | WCH | L | .218 | 18 | 55 | 6 | 12 | 18 | 3 | 0 | 1 | 6 | 2 | 0 | 6 | 0 | 0 | .246 | .327 | .573 | 57 | 0 | 0 | 0 | 0 | 2 |
| 43 | Snyder, G | WCH | L | .000 | 3 | 9 | 0 | 0 | 0 | 0 | 0 | 0 | 0 | 0 | 0 | 4 | 0 | 0 | .000 | .000 | .000 | 9 | 0 | 0 | 0 | 1 | 1 |
| 22 | Steer, S | WCH | R | .239 | 52 | 201 | 40 | 48 | 99 | 8 | 2 | 13 | 34 | 16 | 1 | 62 | 1 | 0 | .304 | .493 | .796 | 227 | 0 | 5 | 5 | 3 | 5 |
| 21 | Tomscha, D | WCH | R | .250 | 5 | 16 | 4 | 4 | 5 | 1 | 0 | 0 | 3 | 2 | 0 | 6 | 1 | 0 | .368 | .313 | .681 | 19 | 0 | 0 | 1 | 1 | 0 |
| 2 | Whitefield, A | WCH | R | .257 | 100 | 362 | 58 | 93 | 129 | 10 | 4 | 6 | 53 | 38 | 1 | 104 | 29 | 11 | .327 | .356 | .683 | 412 | 1 | 7 | 3 | 8 | 3 |
| 1 | Williams, C | WCH | R | .231 | 24 | 78 | 15 | 18 | 34 | 5 | 1 | 3 | 14 | 13 | 0 | 29 | 0 | 0 | .340 | .436 | .776 | 94 | 0 | 2 | 1 | 0 | 2 |
| WCH | | | | .256 | 107 | 3616 | 581 | 927 | 1534 | 154 | 18 | 139 | 548 | 425 | 7 | 1033 | 100 | 39 | .341 | .424 | .765 | 4145 | 4 | 38 | 58 | 75 | 92 |
| OPP | | | | .239 | 107 | 3577 | 516 | 854 | 1395 | 125 | 19 | 126 | 478 | 473 | 2 | 1101 | 103 | 41 | .336 | .390 | .726 | 4143 | 7 | 21 | 61 | 63 | |

Wichita Wind Surge Pitching - 2021 - Regular Season - All Players

| # | Player | Team | T | W | L | ERA | G | GS | CG | SHO | GF | HLD | SV | SVO | IP | H | R | ER | HR | HB | BB | IBB | SO | AVG | WP | BK | GIDP | TBF | |
|----|---------------------|---------|---|-----------|-----------|-------------|------------|------------|----------|----------|------------|-----------|-----------|-----------|--------------|------------|------------|------------|------------|-----------|------------|----------|-------------|-------------|-----------|----------|-----------|-------------|----|
| 31 | Balazovic, J | WCH | R | 4 | 3 | 3.64 | 17 | 17 | 0 | 0 | 0 | 0 | 0 | 0 | 81.2 | 88 | 41 | 33 | 8 | 5 | 32 | 0 | 86 | .268 | 4 | 0 | 6 | 367 | |
| 38 | Beck, T | WCH | R | 1 | 2 | 2.66 | 4 | 2 | 0 | 0 | 1 | 0 | 0 | 0 | 20.1 | 16 | 7 | 6 | 4 | 0 | 11 | 0 | 22 | .216 | 0 | 0 | 0 | 85 | |
| 30 | Cano, Y | WCH | R | 3 | 1 | 1.47 | 12 | 0 | 0 | 0 | 9 | 0 | 1 | 2 | 18.1 | 17 | 7 | 3 | 1 | 1 | 5 | 1 | 28 | .227 | 0 | 0 | 1 | 81 | |
| 44 | Chalmers, D | TNS | R | 2 | 4 | 6.13 | 13 | 12 | 0 | 0 | 0 | 1 | 0 | 0 | 47.0 | 42 | 32 | 32 | 8 | 3 | 28 | 0 | 49 | .232 | 4 | 0 | 2 | 212 | |
| 44 | Chalmers, D | WCH | R | 0 | 0 | 9.49 | 5 | 2 | 0 | 0 | 0 | 0 | 0 | 1 | 12.1 | 10 | 15 | 13 | 5 | 1 | 15 | 0 | 13 | .217 | 0 | 0 | 1 | 63 | |
| 44 | Chalmers, D | 2 Teams | R | 2 | 4 | 6.83 | 18 | 14 | 0 | 0 | 0 | 1 | 0 | 1 | 59.1 | 52 | 47 | 45 | 13 | 4 | 43 | 0 | 62 | .229 | 4 | 0 | 3 | 275 | |
| 12 | Cheshire, J | WCH | R | 0 | 0 | 4.50 | 2 | 0 | 0 | 0 | 1 | 0 | 0 | 0 | 2.0 | 4 | 1 | 1 | 0 | 0 | 3 | 0 | 2 | .500 | 0 | 0 | 0 | 11 | |
| 48 | Faucher, C | MTG | R | 0 | 0 | 0.00 | 2 | 0 | 0 | 0 | 1 | 0 | 1 | 1 | 4.2 | 2 | 0 | 0 | 0 | 0 | 0 | 0 | 4 | .125 | 0 | 0 | 0 | 16 | |
| 48 | Faucher, C | WCH | R | 1 | 1 | 7.04 | 19 | 0 | 0 | 0 | 3 | 2 | 1 | 1 | 30.2 | 39 | 29 | 24 | 6 | 1 | 24 | 0 | 42 | .310 | 4 | 0 | 4 | 152 | |
| 48 | Faucher, C | 2 Teams | R | 1 | 1 | 6.11 | 21 | 0 | 0 | 0 | 4 | 2 | 2 | 2 | 35.1 | 41 | 29 | 24 | 6 | 1 | 24 | 0 | 46 | .289 | 4 | 0 | 4 | 168 | |
| 30 | Funderburk, K | WCH | L | 2 | 0 | 0.00 | 4 | 0 | 0 | 0 | 2 | 0 | 1 | 1 | 11.2 | 8 | 4 | 0 | 0 | 0 | 1 | 6 | 0 | 12 | .190 | 0 | 0 | 4 | 49 |
| 21 | García, J | WCH | R | 1 | 2 | 5.08 | 12 | 5 | 0 | 0 | 2 | 0 | 0 | 0 | 28.1 | 35 | 19 | 16 | 4 | 4 | 19 | 0 | 31 | .310 | 1 | 0 | 4 | 137 | |
| 46 | Gilmartin, S | WCH | L | 1 | 0 | 12.27 | 3 | 0 | 0 | 0 | 0 | 0 | 0 | 0 | 3.2 | 5 | 5 | 5 | 0 | 0 | 4 | 0 | 5 | .294 | 0 | 0 | 0 | 21 | |
| 11 | Gore, J | WCH | R | 3 | 1 | 1.59 | 16 | 0 | 0 | 0 | 13 | 3 | 4 | 5 | 22.2 | 12 | 4 | 4 | 1 | 1 | 9 | 0 | 28 | .154 | 3 | 0 | 1 | 88 | |
| 36 | Gross, B | WCH | R | 0 | 0 | 2.25 | 1 | 0 | 0 | 0 | 0 | 0 | 0 | 0 | 4.0 | 4 | 1 | 1 | 1 | 0 | 1 | 0 | 7 | .267 | 0 | 0 | 1 | 16 | |
| 17 | Hackimer, T | BNG | R | 0 | 1 | 5.14 | 9 | 0 | 0 | 0 | 6 | 1 | 1 | 3 | 14.0 | 10 | 8 | 8 | 1 | 5 | 5 | 0 | 16 | .200 | 1 | 0 | 2 | 60 | |
| 17 | Hackimer, T | WCH | R | 2 | 0 | 0.00 | 4 | 0 | 0 | 0 | 1 | 1 | 0 | 0 | 7.1 | 5 | 0 | 0 | 0 | 2 | 1 | 0 | 11 | .200 | 0 | 0 | 0 | 28 | |
| 17 | Hackimer, T | 2 Teams | R | 2 | 1 | 3.38 | 13 | 0 | 0 | 0 | 7 | 2 | 1 | 3 | 21.1 | 15 | 8 | 8 | 1 | 7 | 6 | 0 | 27 | .200 | 1 | 0 | 2 | 88 | |
| | Koch, B | WCH | R | 1 | 0 | 4.73 | 9 | 0 | 0 | 0 | 2 | 1 | 1 | 2 | 13.1 | 13 | 9 | 7 | 2 | 3 | 6 | 0 | 14 | .260 | 1 | 0 | 2 | 60 | |
| 33 | Kuzia, J | FRI | R | 1 | 1 | 40.50 | 3 | 0 | 0 | 0 | 0 | 0 | 0 | 0 | 2.0 | 6 | 9 | 9 | 0 | 1 | 6 | 1 | 0 | .545 | 0 | 0 | 1 | 18 | |
| 33 | Kuzia, J | WCH | R | 0 | 0 | 9.00 | 6 | 0 | 0 | 0 | 3 | 1 | 0 | 0 | 5.0 | 5 | 5 | 5 | 1 | 2 | 5 | 0 | 6 | .263 | 1 | 0 | 0 | 26 | |
| 33 | Kuzia, J | 2 Teams | R | 1 | 1 | 18.00 | 9 | 0 | 0 | 0 | 3 | 1 | 0 | 0 | 7.0 | 11 | 14 | 14 | 1 | 3 | 11 | 1 | 6 | .367 | 1 | 0 | 1 | 44 | |
| 50 | Lau, A | POR | R | 1 | 0 | 4.50 | 7 | 0 | 0 | 0 | 1 | 0 | 0 | 0 | 8.0 | 8 | 5 | 4 | 2 | 0 | 3 | 0 | 10 | .258 | 0 | 0 | 0 | 34 | |
| 50 | Lau, A | WCH | R | 3 | 0 | 5.12 | 20 | 2 | 0 | 0 | 7 | 1 | 0 | 2 | 31.2 | 27 | 18 | 18 | 6 | 3 | 12 | 0 | 30 | .221 | 1 | 0 | 1 | 137 | |
| 50 | Lau, A | 2 Teams | R | 4 | 0 | 4.99 | 27 | 2 | 0 | 0 | 8 | 1 | 0 | 2 | 39.2 | 35 | 23 | 22 | 8 | 3 | 15 | 0 | 40 | .229 | 1 | 0 | 1 | 171 | |
| 35 | Lujan, H | WCH | R | 3 | 2 | 3.72 | 16 | 0 | 0 | 0 | 6 | 1 | 0 | 0 | 29.0 | 21 | 12 | 12 | 8 | 2 | 8 | 0 | 29 | .198 | 1 | 1 | 1 | 116 | |
| 44 | Manoah Jr., E | WCH | R | 0 | 1 | 7.56 | 7 | 0 | 0 | 0 | 5 | 1 | 1 | 2 | 8.1 | 7 | 7 | 7 | 2 | 0 | 6 | 0 | 11 | .219 | 4 | 0 | 0 | 38 | |
| 39 | Mason, R | WCH | R | 3 | 2 | 2.29 | 25 | 0 | 0 | 0 | 16 | 0 | 6 | 6 | 35.1 | 31 | 14 | 9 | 3 | 4 | 18 | 0 | 38 | .230 | 3 | 0 | 1 | 158 | |
| 41 | Milbrath, J | WCH | R | 0 | 0 | 10.00 | 6 | 0 | 0 | 0 | 1 | 0 | 0 | 1 | 9.0 | 8 | 11 | 10 | 0 | 0 | 14 | 0 | 12 | .242 | 4 | 0 | 0 | 47 | |
| | Mitchell, J | WCH | L | 1 | 1 | 4.05 | 4 | 0 | 0 | 0 | 3 | 0 | 1 | 1 | 6.2 | 6 | 5 | 3 | 1 | 0 | 1 | 0 | 4 | .231 | 0 | 0 | 0 | 28 | |
| 25 | Morales, R | WCH | R | 0 | 0 | 0.00 | 1 | 0 | 0 | 0 | 1 | 0 | 0 | 0 | 0.1 | 1 | 0 | 0 | 0 | 0 | 0 | 0 | 0 | .500 | 0 | 0 | 0 | 2 | |
| 18 | Moran, J | WCH | L | 2 | 1 | 1.91 | 20 | 0 | 0 | 0 | 7 | 2 | 2 | 2 | 37.2 | 14 | 8 | 8 | 3 | 0 | 14 | 0 | 64 | .112 | 1 | 0 | 2 | 139 | |
| 13 | Neff, Z | WCH | L | 8 | 3 | 4.01 | 28 | 0 | 0 | 0 | 8 | 2 | 2 | 3 | 49.1 | 36 | 23 | 22 | 8 | 4 | 15 | 0 | 51 | .197 | 3 | 1 | 2 | 205 | |
| 18 | Nunn, C | MIS | L | 0 | 2 | 4.24 | 14 | 0 | 0 | 0 | 3 | 3 | 1 | 1 | 17.0 | 10 | 8 | 8 | 2 | 1 | 12 | 0 | 26 | .172 | 3 | 0 | 1 | 72 | |
| 18 | Nunn, C | WCH | L | 0 | 0 | 4.91 | 5 | 0 | 0 | 0 | 3 | 0 | 1 | 2 | 7.1 | 6 | 4 | 4 | 1 | 0 | 7 | 0 | 10 | .222 | 1 | 0 | 0 | 34 | |
| 18 | Nunn, C | 2 Teams | L | 0 | 2 | 4.44 | 19 | 0 | 0 | 0 | 6 | 3 | 2 | 3 | 24.1 | 16 | 12 | 12 | 3 | 1 | 19 | 0 | 36 | .188 | 4 | 0 | 1 | 106 | |
| 51 | Osnowitz, M | AMA | R | 0 | 1 | 2.16 | 8 | 0 | 0 | 0 | 2 | 0 | 0 | 0 | 8.1 | 5 | 2 | 2 | 2 | 1 | 5 | 0 | 10 | .179 | 0 | 0 | 2 | 34 | |
| 51 | Osnowitz, M | WCH | R | 1 | 1 | 5.75 | 12 | 0 | 0 | 0 | 2 | 3 | 0 | 1 | 20.1 | 21 | 14 | 13 | 2 | 0 | 21 | 1 | 24 | .276 | 2 | 0 | 4 | 98 | |
| 51 | Osnowitz, M | 2 Teams | R | 1 | 2 | 4.71 | 20 | 0 | 0 | 0 | 4 | 3 | 0 | 1 | 28.2 | 26 | 16 | 15 | 4 | 1 | 26 | 1 | 34 | .250 | 2 | 0 | 6 | 132 | |
| 40 | Phillips, A | WCH | R | 2 | 4 | 5.55 | 29 | 0 | 0 | 0 | 9 | 4 | 1 | 4 | 48.2 | 50 | 31 | 30 | 9 | 2 | 13 | 0 | 52 | .258 | 2 | 0 | 2 | 210 | |
| 47 | Rozek, A | WCH | L | 1 | 0 | 0.00 | 1 | 0 | 0 | 0 | 0 | 0 | 0 | 0 | 3.0 | 2 | 0 | 0 | 0 | 0 | 0 | 0 | 2 | .200 | 0 | 0 | 0 | 10 | |
| 57 | Salinas, J | WCH | R | 0 | 0 | 7.36 | 13 | 0 | 0 | 0 | 2 | 1 | 1 | 1 | 18.1 | 18 | 15 | 15 | 6 | 2 | 21 | 0 | 15 | .261 | 0 | 0 | 3 | 92 | |
| 36 | Sammons, B | WCH | L | 3 | 4 | 6.44 | 14 | 12 | 0 | 0 | 0 | 0 | 0 | 0 | 58.2 | 51 | 43 | 42 | 13 | 5 | 29 | 0 | 67 | .236 | 5 | 0 | 3 | 254 | |
| 26 | Sands, C | WCH | R | 2 | 2 | 3.13 | 16 | 15 | 0 | 0 | 0 | 0 | 0 | 0 | 63.1 | 51 | 26 | 22 | 6 | 5 | 28 | 0 | 82 | .218 | 0 | 0 | 3 | 271 | |
| 24 | Schulfer, A | WCH | R | 6 | 7 | 4.56 | 22 | 22 | 0 | 0 | 0 | 0 | 0 | 0 | 100.2 | 103 | 59 | 51 | 6 | 9 | 44 | 0 | 96 | .266 | 8 | 0 | 13 | 447 | |
| 39 | Sisk, E | SPR | L | 2 | 0 | 3.60 | 16 | 0 | 0 | 0 | 4 | 2 | 1 | 3 | 20.0 | 19 | 12 | 8 | 2 | 5 | 12 | 1 | 28 | .244 | 1 | 0 | 0 | 96 | |
| 39 | Sisk, E | WCH | L | 0 | 1 | 5.52 | 9 | 0 | 0 | 0 | 0 | 5 | 0 | 1 | 14.2 | 17 | 11 | 9 | 2 | 1 | 12 | 0 | 15 | .288 | 1 | 0 | 1 | 73 | |
| 39 | Sisk, E | 2 Teams | L | 2 | 1 | 4.41 | 25 | 0 | 0 | 0 | 4 | 7 | 1 | 4 | 34.2 | 36 | 23 | 17 | 4 | 6 | 24 | 1 | 43 | .263 | 2 | 0 | 1 | 169 | |
| 32 | Vallimont, C | WCH | R | 5 | 6 | 5.75 | 19 | 19 | 0 | 0 | 0 | 0 | 0 | 0 | 83.0 | 80 | 54 | 53 | 11 | 2 | 55 | 0 | 123 | .252 | 8 | 1 | 2 | 376 | |
| 38 | Whalen, R | WCH | R | 0 | 0 | 9.00 | 1 | 0 | 0 | 0 | 0 | 0 | 0 | 0 | 2.0 | 2 | 2 | 2 | 1 | 1 | 1 | 0 | 2 | .286 | 0 | 0 | 0 | 9 | |
| 36 | Winder, J | WCH | R | 3 | 0 | 1.98 | 10 | 10 | 0 | 0 | 0 | 0 | 0 | 0 | 54.2 | 41 | 12 | 12 | 5 | 0 | 10 | 0 | 65 | .208 | 2 | 0 | 1 | 208 | |
| 33 | Woods Richardson, S | NH | R | 2 | 4 | 5.76 | 11 | 11 | 0 | 0 | 0 | 0 | 0 | 0 | 45.1 | 42 | 33 | 29 | 5 | 1 | 26 | 0 | 67 | .246 | 7 | 0 | 1 | 202 | |
| 33 | Woods Richardson, S | WCH | R | 0 | 0 | 0.00 | 1 | 1 | 0 | 0 | 0 | 0 | 0 | 0 | 1.1 | 0 | 0 | 0 | 0 | 0 | 3 | 0 | 2 | .000 | 0 | 0 | 0 | 7 | |
| 33 | Woods Richardson, S | 2 Teams | R | 2 | 4 | 5.59 | 12 | 12 | 0 | 0 | 0 | 0 | 0 | 0 | 46.2 | 42 | 33 | 29 | 5 | 1 | 29 | 0 | 69 | .240 | 7 | 0 | 1 | 209 | |
| | WCH | | | 62 | 45 | 4.37 | 107 | 107 | 0 | 8 | 107 | 28 | 23 | 38 | 944.2 | 854 | 516 | 459 | 126 | 61 | 473 | 2 | 1101 | .239 | 60 | 3 | 63 | 4143 | |
| | OPP | | | 45 | 62 | 4.96 | 107 | 107 | 0 | 5 | 107 | 16 | 17 | 39 | 942.0 | 927 | 581 | 519 | 139 | 58 | 425 | 7 | 1033 | .256 | 64 | 7 | 75 | 4145 | |

Double-A Central Standings - 2021 - Regular Season

| AA-C North | W | L | PCT | GB | L10 | STRK | HOME | ROAD | RS | RA | DIFF |
|-------------------|----------|----------|------------|-----------|------------|-------------|-------------|-------------|-----------|-----------|-------------|
| Wichita | 62 | 45 | .579 | - | 4-6 | L1 | 27-21 | 35-24 | 581 | 516 | 65 |
| Arkansas | 58 | 49 | .542 | 4.0 | 6-4 | W1 | 34-25 | 24-24 | 497 | 458 | 39 |
| NW Arkansas | 57 | 49 | .538 | 4.5 | 7-3 | W3 | 27-25 | 30-24 | 597 | 502 | 95 |
| Tulsa | 57 | 50 | .533 | 5.0 | 5-5 | W1 | 33-26 | 24-24 | 571 | 512 | 59 |
| Springfield | 40 | 67 | .374 | 22.0 | 5-5 | L1 | 19-35 | 21-32 | 503 | 709 | -206 |
| AA-C South | W | L | PCT | GB | L10 | STRK | HOME | ROAD | RS | RA | DIFF |
| Frisco | 59 | 46 | .562 | - | 4-6 | L1 | 33-21 | 26-25 | 483 | 434 | 49 |
| Midland | 52 | 55 | .486 | 8.0 | 4-6 | W1 | 28-25 | 24-30 | 510 | 526 | -16 |
| Amarillo | 51 | 55 | .481 | 8.5 | 8-2 | W3 | 25-22 | 26-33 | 521 | 549 | -28 |
| San Antonio | 50 | 57 | .467 | 10.0 | 4-6 | L3 | 25-28 | 25-29 | 480 | 510 | -30 |
| Corpus Christi | 47 | 60 | .439 | 13.0 | 3-7 | L3 | 24-30 | 23-30 | 492 | 519 | -27 |

Cedar Rapids Kernels (59-48) 8, Quad Cities River Bandits (69-36) 7
 Sep 4th, 2021

| | 1 | 2 | 3 | 4 | 5 | 6 | 7 | 8 | 9 | R | H | E |
|--------------|---|---|---|---|---|---|---|---|---|---|----|---|
| Quad Cities | 0 | 0 | 1 | 0 | 0 | 3 | 2 | 1 | 0 | 7 | 12 | 2 |
| Cedar Rapids | 0 | 0 | 0 | 1 | 3 | 1 | 3 | 0 | x | 8 | 7 | 1 |

| Quad Cities | AB | R | H | RBI | BB | SO | LOB | AVG |
|---------------|-----------|----------|-----------|----------|----------|----------|-----------|-------------|
| Garcia, M, SS | 5 | 1 | 1 | 1 | 0 | 0 | 2 | .269 |
| Bradley, CF | 5 | 0 | 1 | 1 | 0 | 0 | 1 | .293 |
| Loftin, 2B | 4 | 1 | 1 | 0 | 1 | 0 | 1 | .269 |
| Eaton, RF | 5 | 1 | 1 | 0 | 0 | 1 | 2 | .251 |
| Cole, LF | 5 | 1 | 3 | 1 | 0 | 0 | 1 | .229 |
| Porter, 1B | 4 | 1 | 1 | 3 | 0 | 1 | 2 | .252 |
| Means, 3B | 4 | 1 | 1 | 1 | 0 | 1 | 1 | .234 |
| Hancock, C | 3 | 0 | 2 | 0 | 1 | 0 | 0 | .203 |
| Jaquez, DH | 3 | 1 | 1 | 0 | 0 | 0 | 2 | .393 |
| Veneziano, P | 0 | 0 | 0 | 0 | 0 | 0 | 0 | .000 |
| Paulino, P | 0 | 0 | 0 | 0 | 0 | 0 | 0 | .000 |
| Klein, P | 0 | 0 | 0 | 0 | 0 | 0 | 0 | .000 |
| Totals | 38 | 7 | 12 | 7 | 2 | 3 | 12 | .260 |

| Cedar Rapids | AB | R | H | RBI | BB | SO | LOB | AVG |
|-----------------|-----------|----------|----------|----------|----------|-----------|-----------|-------------|
| Julien, LF | 2 | 2 | 0 | 0 | 2 | 1 | 1 | .232 |
| Helman, RF | 3 | 2 | 0 | 0 | 0 | 0 | 1 | .242 |
| Sabato, 1B | 4 | 1 | 1 | 2 | 0 | 2 | 2 | .182 |
| Severino, 2B | 3 | 1 | 1 | 3 | 1 | 1 | 2 | .347 |
| Isola, C | 4 | 1 | 2 | 2 | 0 | 1 | 1 | .244 |
| Javier, SS | 4 | 0 | 1 | 0 | 0 | 2 | 1 | .225 |
| a-Ozoria, PH-SS | 0 | 0 | 0 | 0 | 0 | 0 | 0 | .235 |
| Gray, 3B | 4 | 0 | 1 | 0 | 0 | 1 | 1 | .216 |
| Camargo, DH | 4 | 0 | 0 | 0 | 0 | 2 | 1 | .229 |
| Maciel, CF | 3 | 1 | 1 | 0 | 0 | 1 | 1 | .251 |
| Rozek, P | 0 | 0 | 0 | 0 | 0 | 0 | 0 | .000 |
| Suniaga, P | 0 | 0 | 0 | 0 | 0 | 0 | 0 | .000 |
| Palm, P | 0 | 0 | 0 | 0 | 0 | 0 | 0 | .000 |
| Acosta, M, P | 0 | 0 | 0 | 0 | 0 | 0 | 0 | .000 |
| Totals | 31 | 8 | 7 | 7 | 3 | 11 | 11 | .237 |

a-Batted for Javier in the 8th.

BATTING

2B : Cole (13, Suniaga); Eaton (9, Suniaga).
HR : Porter (13, 6th inning off Suniaga, 2 on, 1 out); Garcia, M (2, 7th inning off Suniaga, 0 on, 0 out); Means (9, 8th inning off Palm, 0 on, 0 out).
TB : Bradley; Cole 4; Eaton 2; Garcia, M 4; Hancock 2; Jaquez; Loftin; Means 4; Porter 4.
RBI : Bradley (41); Cole (57); Garcia, M (17); Means (29); Porter 3 (41).
2-out RBI : Bradley; Cole.
Runners left in scoring position, 2 out : Means; Bradley.
SAC : Jaquez.
GIDP : Jaquez.
Team RISP : 4-for-8.
Team LOB : 7.

BASERUNNING

SB : Jaquez (3, 2nd base off Rozek/Isola).

FIELDING

E : Loftin 2 (12, fielding, missed catch).
DP : 2 (Loftin-Garcia, M-Porter; Means-Loftin-Porter).

BATTING

HR : Isola (13, 6th inning off Paulino, 0 on, 0 out); Severino (3, 7th inning off Klein, 2 on, 2 out).
TB : Gray; Isola 5; Javier; Maciel; Sabato; Severino 4.
RBI : Isola 2 (45); Sabato 2 (5); Severino 3 (16).
2-out RBI : Sabato 2; Isola; Severino 3.
GIDP : Gray; Isola.
Team RISP : 3-for-6.
Team LOB : 3.

BASERUNNING

SB : Julien (11, 3rd base off Paulino/Hancock); Helman (15, 2nd base off Klein/Hancock).

FIELDING

E : Gray (17, throw).
DP : (Javier-Sabato).

| Quad Cities | IP | H | R | ER | BB | SO | HR | ERA |
|------------------|------------|----------|----------|----------|----------|-----------|----------|-------------|
| Veneziano | 4.0 | 2 | 1 | 0 | 1 | 5 | 0 | 3.66 |
| Paulino (L, 0-1) | 2.2 | 4 | 6 | 3 | 2 | 3 | 1 | 10.13 |
| Klein (BS, 4) | 1.1 | 1 | 1 | 1 | 0 | 3 | 1 | 3.13 |
| Totals | 8.0 | 7 | 8 | 4 | 3 | 11 | 2 | 4.24 |

| Cedar Rapids | IP | H | R | ER | BB | SO | HR | ERA |
|------------------|------------|-----------|----------|----------|----------|----------|----------|-------------|
| Rozek | 5.0 | 5 | 1 | 1 | 0 | 3 | 0 | 4.38 |
| Suniaga (BS, 1) | 1.2 | 4 | 5 | 5 | 2 | 0 | 2 | 27.00 |
| Palm (W, 2-4) | 1.1 | 3 | 1 | 1 | 0 | 0 | 1 | 5.40 |
| Acosta, M (S, 8) | 1.0 | 0 | 0 | 0 | 0 | 0 | 0 | 3.99 |
| Totals | 9.0 | 12 | 7 | 7 | 2 | 3 | 3 | 3.86 |

HBP : Helman (by Paulino).

Pitches-strikes : Veneziano 51-34; Paulino 48-32; Klein 20-12; Rozek 57-37; Suniaga 34-19; Palm 16-9; Acosta, M 13-8.

Groundouts-flyouts : Veneziano 4-2; Paulino 5-0; Klein 1-0; Rozek 7-2; Suniaga 5-0; Palm 3-0; Acosta, M 4-0.

Batters faced : Veneziano 15; Paulino 15; Klein 5; Rozek 20; Suniaga 11; Palm 6; Acosta, M 4.

Inherited runners-scored : Klein 2-2; Palm 1-1.

Umpires : HP: Bobby Tassone. 2B: Kellen Martin.

Official Scorer : Logan Larson

Weather : 70 degrees, Partly Cloudy

Wind : 12 mph, L To R

First pitch : 6:35 PM

T : 2:38

Att : 2,083

Venue : Perfect Game Field

September 4, 2021

Cedar Rapids Kernels Hitting - 2021 - Regular Season - All Players

| # | Player | Team | B | AVG | G | AB | R | H | TB | 2B | 3B | HR | RBI | BB | IBB | SO | SB | CS | OBP | SLG | OPS | PA | SAC | SF | HBP | GDP | E |
|----|----------------|------|---|-------------|------------|-------------|------------|------------|-------------|------------|-----------|------------|------------|------------|----------|-------------|------------|-----------|-------------|-------------|-------------|-------------|-----------|-----------|-----------|-----------|------------|
| 25 | Cabbage, T | CR | L | .266 | 40 | 143 | 21 | 38 | 77 | 10 | 1 | 9 | 33 | 16 | 1 | 50 | 4 | 0 | .342 | .538 | .880 | 161 | 0 | 1 | 1 | 1 | 3 |
| 38 | Cabrera, L | CR | R | .194 | 14 | 36 | 8 | 7 | 14 | 1 | 0 | 2 | 6 | 13 | 0 | 17 | 0 | 0 | .408 | .389 | .797 | 49 | 0 | 0 | 0 | 0 | 0 |
| 17 | Camargo, J | CR | R | .229 | 63 | 231 | 30 | 53 | 101 | 7 | 1 | 13 | 34 | 11 | 0 | 95 | 1 | 1 | .275 | .437 | .712 | 247 | 0 | 1 | 4 | 4 | 8 |
| 4 | Encarnacion, Y | CR | L | .106 | 16 | 47 | 2 | 5 | 5 | 0 | 0 | 0 | 4 | 3 | 0 | 18 | 0 | 0 | .157 | .106 | .263 | 51 | 0 | 1 | 0 | 0 | 2 |
| 18 | Gray, S | CR | L | .216 | 101 | 385 | 55 | 83 | 127 | 11 | 3 | 9 | 46 | 48 | 0 | 129 | 5 | 0 | .324 | .330 | .654 | 450 | 0 | 2 | 15 | 6 | 17 |
| 5 | Hall, A | CR | R | .000 | 2 | 1 | 0 | 0 | 0 | 0 | 0 | 0 | 1 | 0 | 0 | 0 | 0 | 0 | .000 | .000 | .000 | 1 | 0 | 0 | 0 | 0 | 0 |
| 2 | Helman, M | CR | R | .242 | 98 | 343 | 63 | 83 | 156 | 18 | 2 | 17 | 49 | 47 | 1 | 75 | 15 | 4 | .336 | .455 | .791 | 393 | 0 | 1 | 2 | 5 | 3 |
| 9 | Isola, A | CR | R | .244 | 87 | 312 | 40 | 76 | 128 | 13 | 0 | 13 | 45 | 51 | 1 | 79 | 1 | 0 | .352 | .410 | .763 | 366 | 0 | 1 | 2 | 5 | 13 |
| 19 | Javier, W | CR | R | .225 | 96 | 378 | 48 | 85 | 156 | 15 | 10 | 12 | 53 | 25 | 0 | 141 | 1 | 3 | .280 | .413 | .692 | 411 | 0 | 3 | 5 | 5 | 18 |
| 25 | Julien, E | CR | L | .232 | 52 | 194 | 38 | 45 | 86 | 14 | 0 | 9 | 34 | 47 | 0 | 71 | 11 | 2 | .385 | .443 | .828 | 244 | 0 | 1 | 2 | 1 | 7 |
| 24 | Keirse, D | CR | L | .183 | 36 | 109 | 11 | 20 | 40 | 3 | 4 | 3 | 14 | 16 | 0 | 40 | 10 | 3 | .300 | .367 | .667 | 130 | 0 | 2 | 3 | 1 | 0 |
| 8 | Maciel, G | CR | S | .251 | 68 | 219 | 26 | 55 | 72 | 7 | 2 | 2 | 19 | 23 | 0 | 41 | 16 | 3 | .321 | .329 | .650 | 247 | 1 | 3 | 1 | 5 | 0 |
| 13 | Morales, J | CR | R | .323 | 17 | 65 | 9 | 21 | 37 | 4 | 0 | 4 | 18 | 2 | 0 | 14 | 0 | 1 | .353 | .569 | .922 | 68 | 0 | 0 | 1 | 1 | 3 |
| 1 | Ozoria, D | CR | S | .235 | 42 | 102 | 13 | 24 | 32 | 5 | 0 | 1 | 8 | 3 | 0 | 32 | 8 | 4 | .264 | .314 | .578 | 106 | 0 | 0 | 1 | 0 | 7 |
| 44 | Prato, A | CR | R | .304 | 7 | 23 | 3 | 7 | 9 | 2 | 0 | 0 | 1 | 2 | 0 | 6 | 0 | 1 | .360 | .391 | .751 | 25 | 0 | 0 | 0 | 0 | 0 |
| 35 | Sabato, A | CR | R | .182 | 10 | 33 | 7 | 6 | 15 | 3 | 0 | 2 | 5 | 8 | 1 | 15 | 0 | 0 | .357 | .455 | .812 | 42 | 0 | 0 | 1 | 0 | 1 |
| 5 | Schmidt, K | CR | R | .183 | 20 | 60 | 6 | 11 | 12 | 1 | 0 | 0 | 1 | 9 | 0 | 22 | 0 | 1 | .310 | .200 | .510 | 71 | 0 | 0 | 2 | 0 | 2 |
| 4 | Severino, Y | CR | S | .347 | 31 | 121 | 17 | 42 | 65 | 12 | 1 | 3 | 16 | 17 | 0 | 45 | 1 | 0 | .436 | .537 | .973 | 140 | 0 | 0 | 2 | 3 | 7 |
| 35 | Smith, M | CR | L | .244 | 54 | 172 | 29 | 42 | 71 | 9 | 1 | 6 | 20 | 33 | 0 | 74 | 3 | 0 | .367 | .413 | .780 | 207 | 0 | 1 | 1 | 2 | 1 |
| | Snyder, G | CR | L | .230 | 35 | 126 | 26 | 29 | 59 | 8 | 2 | 6 | 14 | 24 | 0 | 37 | 3 | 0 | .362 | .468 | .830 | 152 | 0 | 0 | 2 | 1 | 5 |
| 4 | Steer, S | CR | R | .274 | 45 | 168 | 37 | 46 | 85 | 7 | 1 | 10 | 24 | 35 | 0 | 32 | 4 | 4 | .409 | .506 | .915 | 208 | 0 | 1 | 4 | 1 | 5 |
| 16 | Wallner, M | CR | L | .251 | 53 | 207 | 30 | 52 | 100 | 11 | 2 | 11 | 35 | 21 | 0 | 82 | 0 | 1 | .336 | .483 | .819 | 235 | 0 | 1 | 6 | 2 | 5 |
| 5 | Williams, C | CR | R | .100 | 17 | 50 | 4 | 5 | 8 | 3 | 0 | 0 | 0 | 13 | 0 | 27 | 1 | 0 | .286 | .160 | .446 | 63 | 0 | 0 | 0 | 0 | 1 |
| | CR | | | .237 | 107 | 3525 | 523 | 835 | 1455 | 164 | 30 | 132 | 480 | 467 | 4 | 1142 | 84 | 28 | .334 | .413 | .746 | 4067 | 1 | 19 | 55 | 43 | 119 |
| | OPP | | | .222 | 107 | 3520 | 472 | 781 | 1194 | 147 | 25 | 72 | 418 | 379 | 5 | 1155 | 124 | 21 | .308 | .339 | .648 | 4021 | 13 | 32 | 75 | 47 | |

Cedar Rapids Kernels Pitching - 2021 - Regular Season - All Players

| # | Player | Team | T | W | L | ERA | G | GSCG | SHO | GF | HLD | SV | SVO | IP | H | R | ER | HR | HB | BB | IBB | SO | AVG | WP | BK | GDP | TBF | |
|----|-----------------|------|---|-----------|-----------|-------------|------------|------------|----------|----------|------------|-----------|-----------|-----------|--------------|------------|------------|------------|-----------|-----------|------------|----------|-------------|-------------|-----------|----------|-----------|-------------|
| 22 | Acosta, M | CR | R | 3 | 1 | 3.99 | 35 | 0 | 0 | 0 | 18 | 2 | 8 | 13 | 56.1 | 52 | 31 | 25 | 2 | 3 | 16 | 0 | 64 | .235 | 9 | 0 | 2 | 244 |
| 13 | Beck, T | CR | R | 2 | 2 | 2.47 | 14 | 11 | 0 | 0 | 1 | 0 | 0 | 0 | 58.1 | 42 | 18 | 16 | 2 | 2 | 16 | 0 | 64 | .194 | 6 | 2 | 1 | 234 |
| 41 | Bentley, D | CR | L | 1 | 0 | 1.23 | 4 | 0 | 0 | 0 | 2 | 0 | 0 | 0 | 7.1 | 7 | 1 | 1 | 0 | 0 | 3 | 0 | 7 | .269 | 1 | 0 | 1 | 30 |
| 15 | Cabezas, A | CR | R | 3 | 1 | 3.96 | 19 | 8 | 0 | 0 | 2 | 0 | 0 | 1 | 61.1 | 50 | 29 | 27 | 7 | 4 | 21 | 0 | 70 | .216 | 3 | 2 | 3 | 257 |
| 40 | Canterino, M | CR | R | 1 | 0 | 0.86 | 5 | 5 | 0 | 0 | 0 | 0 | 0 | 0 | 21.0 | 10 | 3 | 2 | 1 | 0 | 4 | 0 | 43 | .135 | 4 | 0 | 0 | 78 |
| | Cheshire, J | CR | R | 3 | 3 | 4.41 | 13 | 0 | 0 | 0 | 6 | 0 | 0 | 0 | 16.1 | 14 | 10 | 8 | 1 | 3 | 7 | 0 | 14 | .226 | 2 | 1 | 1 | 73 |
| 4 | Encarnacion, Y | CR | R | 0 | 0 | 13.50 | 2 | 0 | 0 | 0 | 2 | 0 | 0 | 0 | 1.1 | 3 | 2 | 2 | 1 | 0 | 0 | 0 | 1 | .429 | 0 | 0 | 0 | 7 |
| | Enlow, B | CR | R | 1 | 1 | 1.84 | 3 | 3 | 0 | 0 | 0 | 0 | 0 | 0 | 14.2 | 13 | 4 | 3 | 1 | 0 | 6 | 0 | 23 | .250 | 1 | 0 | 0 | 59 |
| 27 | Featherstone, Z | CR | L | 3 | 3 | 2.37 | 35 | 0 | 0 | 0 | 22 | 2 | 8 | 9 | 49.1 | 27 | 20 | 13 | 4 | 1 | 35 | 1 | 82 | .158 | 9 | 0 | 4 | 208 |
| 16 | Funderburk, K | CR | L | 1 | 3 | 3.18 | 11 | 10 | 0 | 0 | 1 | 0 | 1 | 1 | 45.1 | 33 | 19 | 16 | 1 | 3 | 21 | 0 | 59 | .199 | 5 | 0 | 1 | 192 |
| 38 | German, O | CR | R | 0 | 2 | 6.30 | 16 | 0 | 0 | 0 | 5 | 3 | 1 | 1 | 20.0 | 25 | 16 | 14 | 1 | 2 | 10 | 0 | 30 | .294 | 4 | 1 | 0 | 99 |
| 30 | Gipson-Long, S | CR | R | 2 | 2 | 2.35 | 4 | 4 | 0 | 0 | 0 | 0 | 0 | 0 | 23.0 | 18 | 7 | 6 | 2 | 0 | 5 | 0 | 30 | .214 | 1 | 0 | 1 | 89 |
| 11 | Gore, J | CR | R | 5 | 1 | 2.95 | 19 | 0 | 0 | 0 | 5 | 3 | 1 | 4 | 39.2 | 21 | 13 | 13 | 2 | 6 | 17 | 0 | 58 | .156 | 6 | 0 | 3 | 159 |
| | Griffith, O | CR | R | 4 | 3 | 6.35 | 19 | 1 | 0 | 0 | 12 | 0 | 1 | 4 | 28.1 | 33 | 22 | 20 | 2 | 2 | 13 | 0 | 38 | .284 | 1 | 0 | 1 | 132 |
| 47 | Gross, B | CR | R | 5 | 2 | 3.62 | 17 | 16 | 0 | 0 | 0 | 0 | 0 | 0 | 82.0 | 79 | 42 | 33 | 9 | 1 | 23 | 0 | 106 | .243 | 2 | 0 | 3 | 349 |
| 36 | Koch, B | CR | R | 0 | 0 | 0.00 | 1 | 0 | 0 | 0 | 0 | 0 | 0 | 0 | 1.0 | 0 | 0 | 0 | 0 | 0 | 1 | 0 | 2 | .000 | 0 | 0 | 0 | 4 |
| 20 | Laweryson, C | CR | R | 1 | 4 | 4.94 | 13 | 12 | 0 | 0 | 0 | 0 | 0 | 0 | 47.1 | 48 | 30 | 26 | 5 | 4 | 16 | 0 | 59 | .255 | 3 | 0 | 2 | 211 |
| 30 | Manoah Jr., E | CR | R | 1 | 2 | 1.86 | 12 | 0 | 0 | 0 | 2 | 3 | 1 | 1 | 19.1 | 14 | 7 | 4 | 1 | 5 | 4 | 1 | 27 | .200 | 1 | 1 | 2 | 80 |
| 23 | Molina, D | CR | R | 7 | 1 | 4.47 | 28 | 0 | 0 | 0 | 3 | 3 | 1 | 2 | 56.1 | 43 | 33 | 28 | 5 | 6 | 24 | 0 | 75 | .211 | 5 | 0 | 3 | 236 |
| 47 | Mooney, S | CR | R | 0 | 1 | 11.25 | 1 | 1 | 0 | 0 | 0 | 0 | 0 | 0 | 4.0 | 5 | 5 | 5 | 0 | 0 | 1 | 0 | 6 | .294 | 0 | 0 | 0 | 18 |
| 48 | Olsen, J | CR | R | 1 | 4 | 4.03 | 16 | 13 | 0 | 0 | 1 | 0 | 0 | 2 | 67.0 | 53 | 30 | 30 | 6 | 8 | 31 | 0 | 57 | .217 | 10 | 0 | 4 | 287 |
| 1 | Ozoria, D | CR | R | 0 | 0 | 22.50 | 3 | 0 | 0 | 0 | 2 | 0 | 0 | 0 | 2.0 | 3 | 5 | 5 | 0 | 0 | 3 | 0 | 1 | .333 | 0 | 0 | 0 | 12 |
| 37 | Palm, T | CR | R | 2 | 4 | 5.40 | 23 | 0 | 0 | 0 | 6 | 1 | 0 | 1 | 41.2 | 40 | 34 | 25 | 4 | 12 | 23 | 0 | 44 | .252 | 10 | 0 | 3 | 201 |
| 39 | Rijo, L | CR | R | 0 | 0 | 9.95 | 4 | 2 | 0 | 0 | 0 | 1 | 0 | 1 | 6.1 | 10 | 7 | 7 | 0 | 0 | 6 | 0 | 7 | .385 | 0 | 0 | 0 | 35 |
| 46 | Rozek, A | CR | L | 0 | 1 | 4.38 | 3 | 2 | 0 | 0 | 0 | 0 | 0 | 0 | 12.1 | 13 | 7 | 6 | 2 | 0 | 3 | 0 | 15 | .260 | 0 | 0 | 0 | 54 |
| 36 | Shreve, R | CR | R | 4 | 3 | 3.63 | 22 | 1 | 0 | 0 | 11 | 0 | 2 | 3 | 34.2 | 21 | 17 | 14 | 1 | 0 | 16 | 2 | 49 | .167 | 3 | 0 | 2 | 145 |
| 35 | Smith, M | CR | R | 0 | 0 | 6.75 | 2 | 0 | 0 | 0 | 2 | 0 | 0 | 0 | 1.1 | 2 | 1 | 1 | 0 | 0 | 2 | 0 | 1 | .400 | 0 | 0 | 0 | 8 |
| | Snyder, G | CR | L | 0 | 0 | -- | 1 | 0 | 0 | 0 | 0 | 0 | 0 | 0 | 0.0 | 3 | 5 | 5 | 0 | 0 | 2 | 0 | 0 | 1.000 | 0 | 0 | 0 | 5 |
| 32 | Suniaga, C | CR | R | 0 | 0 | 27.00 | 1 | 0 | 0 | 0 | 0 | 0 | 0 | 1 | 1.2 | 4 | 5 | 5 | 2 | 0 | 2 | 0 | 0 | .444 | 0 | 0 | 0 | 11 |
| 11 | Varland, L | CR | R | 5 | 1 | 1.85 | 8 | 8 | 0 | 0 | 0 | 0 | 0 | 0 | 43.2 | 31 | 9 | 9 | 3 | 2 | 14 | 0 | 48 | .199 | 1 | 0 | 3 | 174 |
| 21 | Watson, T | CR | L | 2 | 3 | 4.30 | 20 | 10 | 0 | 0 | 1 | 1 | 0 | 0 | 60.2 | 54 | 35 | 29 | 6 | 9 | 29 | 0 | 52 | .238 | 8 | 1 | 7 | 270 |
| | Williams, B | CR | R | 2 | 0 | 2.51 | 12 | 0 | 0 | 0 | 3 | 1 | 0 | 1 | 14.1 | 10 | 5 | 4 | 1 | 2 | 5 | 1 | 23 | .189 | 4 | 0 | 0 | 60 |
| | CR | | | 59 | 48 | 3.86 | 107 | 107 | 0 | 9 | 107 | 20 | 24 | 45 | 938.0 | 781 | 472 | 402 | 72 | 75 | 379 | 5 | 1155 | .222 | 99 | 8 | 47 | 4021 |
| | OPP | | | 48 | 59 | 4.69 | 107 | 107 | 0 | 4 | 107 | 13 | 19 | 36 | 926.0 | 835 | | | | | | | | | | | | |

High-A Central Standings - 2021 - Regular Season

| A+C East | W | L | PCT | GB | L10 | STRK | HOME | ROAD | RS | RA | DIFF |
|-----------------|----------|----------|------------|-----------|------------|-------------|-------------|-------------|-----------|-----------|-------------|
| Great Lakes | 58 | 49 | .542 | - | 6-4 | W1 | 26-27 | 32-22 | 626 | 498 | 128 |
| Lake County | 57 | 50 | .533 | 1.0 | 5-5 | L2 | 28-20 | 29-30 | 496 | 515 | -19 |
| Dayton | 56 | 50 | .528 | 1.5 | 6-4 | W3 | 28-24 | 28-26 | 485 | 522 | -37 |
| West Michigan | 52 | 55 | .486 | 6.0 | 7-3 | W1 | 29-24 | 23-31 | 492 | 469 | 23 |
| Fort Wayne | 51 | 56 | .477 | 7.0 | 4-6 | L1 | 25-29 | 26-27 | 517 | 522 | -5 |
| Lansing | 49 | 57 | .462 | 8.5 | 4-6 | L3 | 24-30 | 25-27 | 467 | 546 | -79 |
| A+C West | W | L | PCT | GB | L10 | STRK | HOME | ROAD | RS | RA | DIFF |
| Quad Cities | 69 | 36 | .657 | - | 6-4 | L1 | 33-14 | 36-22 | 632 | 481 | 151 |
| Cedar Rapids | 59 | 48 | .551 | 11.0 | 6-4 | W1 | 36-23 | 23-25 | 523 | 472 | 51 |
| Wisconsin | 51 | 55 | .481 | 18.5 | 5-5 | W1 | 30-23 | 21-32 | 567 | 574 | -7 |
| Beloit | 49 | 58 | .458 | 21.0 | 3-7 | L1 | 25-29 | 24-29 | 549 | 543 | 6 |
| South Bend | 48 | 58 | .453 | 21.5 | 5-5 | W2 | 30-28 | 18-30 | 497 | 571 | -74 |
| Peoria | 40 | 67 | .374 | 30.0 | 3-7 | L1 | 22-32 | 18-35 | 454 | 592 | -138 |

Daytona Tortugas (54-53) 6, Fort Myers Mighty Mussels (51-52) 4
 Sep 4th, 2021

| | | | | | | | | | | | | |
|-------------------|----------|----------|----------|----------|----------|----------|----------|----------|----------|----------|----------|----------|
| | 1 | 2 | 3 | 4 | 5 | 6 | 7 | 8 | 9 | R | H | E |
| Fort Myers | 1 | 0 | 0 | 0 | 0 | 3 | 0 | 0 | 0 | 4 | 7 | 0 |
| Daytona | 1 | 0 | 0 | 0 | 2 | 1 | 1 | 1 | x | 6 | 9 | 1 |

| Fort Myers | AB | R | H | RBI | BB | SO | LOB | AVG | Daytona | AB | R | H | RBI | BB | SO | LOB | AVG |
|------------------------|-----------|----------|----------|----------|----------|-----------|-----------|-------------|---------------|-----------|----------|----------|----------|----------|-----------|-----------|-------------|
| Urbina, LF | 5 | 1 | 1 | 0 | 0 | 0 | 2 | .189 | Vellojin, C | 2 | 2 | 0 | 0 | 2 | 2 | 1 | .242 |
| Rucker, 2B | 4 | 1 | 1 | 0 | 1 | 2 | 2 | .257 | Torres, SS | 5 | 1 | 4 | 2 | 0 | 0 | 1 | .300 |
| Encarnacion-Strand, DH | 4 | 1 | 3 | 1 | 0 | 0 | 0 | .409 | Hinds, 3B | 4 | 0 | 1 | 0 | 0 | 2 | 3 | .244 |
| Feliz, J, 3B | 4 | 1 | 1 | 1 | 0 | 0 | 3 | .222 | Seminati, 1B | 3 | 0 | 0 | 0 | 1 | 3 | 3 | .222 |
| Winkel, P, 1B | 4 | 0 | 0 | 0 | 0 | 2 | 2 | .239 | Leyton, 2B | 3 | 1 | 1 | 1 | 0 | 0 | 3 | .232 |
| Mack, C | 3 | 0 | 0 | 0 | 1 | 2 | 1 | .216 | Santana, DH | 3 | 0 | 1 | 0 | 1 | 1 | 2 | .217 |
| Holland, SS | 3 | 0 | 1 | 0 | 1 | 1 | 1 | .209 | Thompson, CF | 4 | 1 | 1 | 0 | 0 | 0 | 3 | .241 |
| Fedko, K, RF | 3 | 0 | 0 | 0 | 1 | 0 | 3 | .184 | Steiger, RF | 4 | 0 | 0 | 1 | 0 | 2 | 3 | .213 |
| Washington, CF | 4 | 0 | 0 | 0 | 0 | 4 | 3 | .170 | Creal, LF | 3 | 1 | 1 | 1 | 1 | 1 | 2 | .191 |
| Povich, P | 0 | 0 | 0 | 0 | 0 | 0 | 0 | .000 | Marinan, P | 0 | 0 | 0 | 0 | 0 | 0 | 0 | .000 |
| Leach, P | 0 | 0 | 0 | 0 | 0 | 0 | 0 | .000 | Hanson, P | 0 | 0 | 0 | 0 | 0 | 0 | 0 | .000 |
| Pineda, P | 0 | 0 | 0 | 0 | 0 | 0 | 0 | .000 | Gozzo, P | 0 | 0 | 0 | 0 | 0 | 0 | 0 | .000 |
| Mullenbach, P | 0 | 0 | 0 | 0 | 0 | 0 | 0 | .000 | Totals | 31 | 6 | 9 | 5 | 5 | 11 | 21 | .233 |
| Totals | 34 | 4 | 7 | 2 | 4 | 11 | 17 | .216 | | | | | | | | | |

BATTING

2B : Urbina (11, Marinar); Holland (14, Marinar).
TB : Encarnacion-Strand 3; Feliz, J; Holland 2; Rucker; Urbina 2.
RBI : Encarnacion-Strand (10); Feliz, J (19).
Runners left in scoring position, 2 out : Urbina; Feliz, J; Fedko, K.
Team RISP : 2-for-10.
Team LOB : 7.

BATTING

2B : Torres 2 (3, Povich, Leach); Creal (2, Mullenbach).
TB : Creal 2; Hinds; Leyton; Santana; Thompson; Torres 6.
RBI : Creal (3); Leyton (28); Steiger (21); Torres 2 (5).
Runners left in scoring position, 2 out : Torres; Creal 2; Leyton 2; Santana.
SF : Leyton.
Team RISP : 3-for-17.
Team LOB : 8.

FIELDING

Outfield assists : Fedko, K (Vellojin at home).

BASERUNNING

SB : Vellojin (5, 2nd base off Povich/Mack); Torres 2 (4, 3rd base off Povich/Mack, 2nd base off Pineda/Mack); Creal (3, 3rd base off Mullenbach/Mack).

FIELDING

E : Vellojin (9, throw).

| Fort Myers | IP | H | R | ER | BB | SO | HR | ERA | Daytona | IP | H | R | ER | BB | SO | HR | ERA |
|-----------------|------------|----------|----------|----------|----------|-----------|----------|-------------|------------------------|------------|----------|----------|----------|----------|-----------|----------|-------------|
| Povich | 3.0 | 3 | 1 | 1 | 1 | 6 | 0 | 3.00 | Marinan | 5.0 | 3 | 1 | 1 | 1 | 5 | 0 | 5.30 |
| Leach | 3.0 | 3 | 3 | 3 | 2 | 4 | 0 | 7.23 | Hanson (W, 2-3)(BS, 3) | 3.0 | 4 | 3 | 3 | 2 | 4 | 0 | 3.77 |
| Pineda (L, 0-1) | 1.0 | 1 | 1 | 1 | 2 | 0 | 0 | 9.00 | Gozzo (S, 3) | 1.0 | 0 | 0 | 0 | 1 | 2 | 0 | 4.34 |
| Mullenbach | 1.0 | 2 | 1 | 1 | 0 | 1 | 0 | 5.84 | Totals | 9.0 | 7 | 4 | 4 | 4 | 11 | 0 | 4.08 |
| Totals | 8.0 | 9 | 6 | 6 | 5 | 11 | 0 | 4.07 | | | | | | | | | |

WP : Leach 3; Hanson 3.
HBP : Vellojin (by Povich).
Pitches-strikes : Povich 49-32; Leach 49-25; Pineda 22-10; Mullenbach 15-10; Marinar 82-51; Hanson 63-36; Gozzo 18-9.
Groundouts-flyouts : Povich 2-0; Leach 3-1; Pineda 1-2; Mullenbach 1-0; Marinar 6-3; Hanson 4-0; Gozzo 0-1.
Batters faced : Povich 14; Leach 13; Pineda 6; Mullenbach 5; Marinar 19; Hanson 15; Gozzo 4.
Umpires : HP: Austin Nelson. 1B: Kaleb Martin.
Official Scorer : Don Roberts
Weather : 82 degrees, Clear
Wind : 11 mph, In From CF
First pitch : 7:07 PM
T : 3:10
Att : 1,295
Venue : Jackie Robinson Ballpark
September 4, 2021

Fort Myers Mighty Mussels Hitting - 2021 - Regular Season - All Players

| # | Player | Team | B | AVG | G | AB | R | H | TB | 2B | 3B | HR | RBI | BB | IBB | SO | SB | CS | OBP | SLG | OPS | PA | SAC | SF | HBP | GIDP | E |
|----|-----------------------|------|---|-------------|------------|-------------|------------|------------|-------------|------------|-----------|-----------|------------|------------|----------|-------------|------------|-----------|-------------|-------------|-------------|-------------|----------|-----------|-----------|-----------|------------|
| 21 | Anderson, N | FTM | R | .165 | 33 | 79 | 13 | 13 | 17 | 2 | 1 | 0 | 10 | 29 | 0 | 29 | 7 | 2 | .407 | .215 | .622 | 114 | 1 | 1 | 4 | 2 | 0 |
| 44 | Bentley, D | FTM | L | .000 | 1 | 0 | 0 | 0 | 0 | 0 | 0 | 0 | 0 | 0 | 0 | 0 | 0 | 0 | .000 | .000 | .000 | 0 | 0 | 0 | 0 | 0 | 0 |
| 22 | Cabrera, L | FTM | R | .077 | 5 | 13 | 1 | 1 | 2 | 1 | 0 | 0 | 0 | 1 | 0 | 6 | 1 | 0 | .143 | .154 | .297 | 14 | 0 | 0 | 0 | 0 | 0 |
| 9 | Cavaco, K | FTM | R | .233 | 60 | 236 | 27 | 55 | 71 | 6 | 2 | 2 | 24 | 18 | 0 | 89 | 5 | 2 | .296 | .301 | .597 | 260 | 0 | 2 | 4 | 6 | 24 |
| 27 | Encarnacion-Strand, C | FTM | R | .409 | 11 | 44 | 9 | 18 | 29 | 2 | 0 | 3 | 10 | 1 | 0 | 11 | 0 | 0 | .422 | .659 | 1.081 | 45 | 0 | 0 | 0 | 2 | 0 |
| 21 | Fedko, K | FTM | R | .184 | 14 | 38 | 3 | 7 | 8 | 1 | 0 | 0 | 5 | 6 | 0 | 11 | 2 | 0 | .289 | .211 | .499 | 45 | 0 | 1 | 0 | 0 | 1 |
| 22 | Feliz, J | FTM | R | .222 | 45 | 171 | 19 | 38 | 65 | 6 | 0 | 7 | 19 | 8 | 0 | 49 | 3 | 0 | .289 | .380 | .669 | 187 | 0 | 0 | 8 | 4 | 4 |
| 19 | Garland, N | FTM | R | .053 | 13 | 19 | 1 | 1 | 1 | 0 | 0 | 0 | 2 | 7 | 0 | 13 | 1 | 0 | .308 | .053 | .360 | 26 | 0 | 0 | 0 | 1 | 0 |
| 24 | Garry Jr., W | FTM | L | .187 | 85 | 262 | 39 | 49 | 69 | 6 | 4 | 2 | 23 | 36 | 1 | 101 | 23 | 6 | .293 | .263 | .556 | 304 | 0 | 2 | 4 | 2 | 9 |
| 11 | Hall, A | FTM | R | .125 | 2 | 8 | 0 | 1 | 1 | 0 | 0 | 0 | 0 | 0 | 0 | 4 | 0 | 0 | .125 | .125 | .250 | 8 | 0 | 0 | 0 | 0 | 0 |
| 4 | Holland, W | FTM | R | .209 | 65 | 215 | 28 | 45 | 85 | 14 | 1 | 8 | 22 | 25 | 1 | 85 | 16 | 4 | .323 | .395 | .718 | 252 | 1 | 0 | 11 | 3 | 18 |
| 31 | Julien, E | FTM | L | .299 | 47 | 147 | 41 | 44 | 67 | 12 | 1 | 3 | 24 | 50 | 1 | 54 | 21 | 2 | .490 | .456 | .946 | 204 | 0 | 1 | 6 | 1 | 6 |
| 33 | Mack, C | FTM | L | .216 | 67 | 213 | 31 | 46 | 69 | 6 | 1 | 5 | 22 | 47 | 0 | 72 | 1 | 0 | .356 | .324 | .680 | 261 | 0 | 1 | 0 | 3 | 8 |
| 11 | McKinnon, K | FTM | R | .211 | 9 | 19 | 3 | 4 | 5 | 1 | 0 | 0 | 1 | 3 | 0 | 4 | 0 | 0 | .318 | .263 | .581 | 22 | 0 | 0 | 0 | 2 | 0 |
| 5 | Morales, J | FTM | R | .237 | 71 | 236 | 43 | 56 | 96 | 19 | 0 | 7 | 31 | 42 | 0 | 52 | 12 | 2 | .377 | .407 | .784 | 292 | 0 | 2 | 12 | 4 | 10 |
| 2 | Ozoria, D | FTM | S | .125 | 5 | 8 | 1 | 1 | 1 | 0 | 0 | 0 | 0 | 0 | 0 | 2 | 0 | 0 | .125 | .125 | .250 | 8 | 0 | 0 | 0 | 1 | 0 |
| 13 | Pichardo, J | FTM | L | .000 | 1 | 0 | 0 | 0 | 0 | 0 | 0 | 0 | 0 | 0 | 0 | 0 | 0 | 0 | .000 | .000 | .000 | 0 | 0 | 0 | 0 | 0 | 1 |
| | Prato, A | FTM | R | .253 | 28 | 83 | 12 | 21 | 24 | 3 | 0 | 0 | 7 | 18 | 0 | 19 | 6 | 1 | .398 | .289 | .687 | 103 | 0 | 0 | 2 | 2 | 3 |
| 31 | Puentes, Z | FTM | R | .000 | 1 | 0 | 0 | 0 | 0 | 0 | 0 | 0 | 0 | 0 | 0 | 0 | 0 | 0 | .000 | .000 | .000 | 0 | 0 | 0 | 0 | 0 | 1 |
| 30 | Rozek, A | FTM | L | .000 | 1 | 0 | 0 | 0 | 0 | 0 | 0 | 0 | 0 | 0 | 0 | 0 | 0 | 0 | .000 | .000 | .000 | 0 | 0 | 0 | 0 | 0 | 0 |
| 8 | Rucker, J | FTM | R | .257 | 11 | 35 | 8 | 9 | 13 | 2 | 1 | 0 | 3 | 7 | 0 | 10 | 2 | 1 | .422 | .371 | .794 | 45 | 0 | 0 | 3 | 0 | 0 |
| 27 | Sabato, A | FTM | R | .189 | 85 | 286 | 48 | 54 | 102 | 15 | 0 | 11 | 42 | 73 | 0 | 117 | 1 | 0 | .365 | .357 | .722 | 367 | 0 | 1 | 7 | 6 | 8 |
| 1 | Santana, R | FTM | S | .208 | 47 | 130 | 15 | 27 | 33 | 3 | 0 | 1 | 17 | 17 | 0 | 33 | 5 | 1 | .293 | .254 | .547 | 151 | 1 | 3 | 0 | 3 | 6 |
| 37 | Schmidt, K | FTM | R | .302 | 25 | 86 | 17 | 26 | 37 | 6 | 1 | 1 | 12 | 17 | 1 | 20 | 0 | 0 | .423 | .430 | .853 | 104 | 0 | 0 | 1 | 2 | 3 |
| 1 | Severino, Y | FTM | S | .245 | 63 | 229 | 30 | 56 | 90 | 17 | 1 | 5 | 53 | 32 | 0 | 75 | 2 | 0 | .347 | .393 | .740 | 268 | 0 | 2 | 5 | 6 | 15 |
| 8 | Smith, M | FTM | L | .107 | 7 | 28 | 4 | 3 | 6 | 0 | 0 | 1 | 6 | 1 | 0 | 13 | 1 | 0 | .188 | .214 | .402 | 32 | 0 | 1 | 2 | 0 | 0 |
| 44 | Snyder, G | FTM | L | .000 | 1 | 2 | 0 | 0 | 0 | 0 | 0 | 0 | 0 | 1 | 0 | 0 | 0 | 0 | .333 | .000 | .333 | 3 | 0 | 0 | 0 | 1 | 0 |
| 5 | Soularie, A | FTM | R | .231 | 17 | 65 | 11 | 15 | 22 | 2 | 1 | 1 | 8 | 9 | 0 | 18 | 6 | 0 | .324 | .338 | .663 | 74 | 0 | 0 | 0 | 0 | 5 |
| 2 | Urbina, M | FTM | R | .189 | 92 | 338 | 43 | 64 | 98 | 11 | 4 | 5 | 50 | 48 | 0 | 73 | 12 | 5 | .294 | .290 | .584 | 403 | 1 | 10 | 6 | 7 | 4 |
| 22 | Valdez, W | FTM | R | .158 | 15 | 38 | 6 | 6 | 9 | 0 | 0 | 1 | 5 | 6 | 0 | 16 | 0 | 0 | .273 | .237 | .510 | 44 | 0 | 0 | 0 | 2 | 5 |
| 23 | Washington, J | FTM | R | .170 | 53 | 153 | 20 | 26 | 36 | 5 | 1 | 1 | 15 | 21 | 0 | 57 | 22 | 3 | .277 | .235 | .512 | 177 | 0 | 1 | 2 | 2 | 4 |
| 19 | Winkel, P | FTM | L | .239 | 13 | 46 | 5 | 11 | 16 | 2 | 0 | 1 | 7 | 10 | 0 | 15 | 0 | 0 | .375 | .348 | .723 | 56 | 0 | 0 | 0 | 1 | 1 |
| | FTM | | | .216 | 103 | 3227 | 478 | 697 | 1072 | 142 | 19 | 65 | 418 | 533 | 4 | 1048 | 149 | 29 | .338 | .332 | .670 | 3869 | 4 | 28 | 77 | 63 | 145 |
| | OPP | | | .235 | 103 | 3377 | 496 | 794 | 1168 | 161 | 24 | 55 | 435 | 423 | 1 | 1108 | 170 | 24 | .331 | .346 | .676 | 3906 | 5 | 27 | 72 | 43 | |

Fort Myers Mighty Mussels Pitching - 2021 - Regular Season - All Players

| # | Player | Team | T | W | L | ERA | G | GS | CG | SHO | GF | HLD | SV | SVO | IP | H | R | ER | HR | HB | BB | IBB | SO | AVG | WP | BK | GIDP | TBF |
|----|----------------|------|---|-----------|-----------|-------------|------------|------------|----------|----------|------------|-----------|-----------|-----------|--------------|------------|------------|------------|-----------|-----------|------------|----------|-------------|-------------|-----------|-----------|-----------|-------------|
| 41 | Bellair, C | FTM | R | 0 | 0 | 9.00 | 1 | 0 | 0 | 0 | 1 | 0 | 0 | 0 | 1.0 | 1 | 2 | 1 | 0 | 0 | 3 | 0 | 1 | .333 | 0 | 0 | 1 | 6 |
| 44 | Bentley, D | FTM | L | 4 | 3 | 3.05 | 28 | 1 | 0 | 0 | 20 | 1 | 9 | 10 | 44.1 | 32 | 19 | 15 | 0 | 1 | 27 | 0 | 68 | .200 | 6 | 0 | 2 | 191 |
| 43 | Breek, D | FTM | R | 0 | 0 | 27.00 | 4 | 0 | 0 | 0 | 0 | 0 | 0 | 0 | 3.2 | 6 | 11 | 11 | 0 | 2 | 12 | 0 | 2 | .375 | 3 | 0 | 0 | 30 |
| 15 | Campbell, L | FTM | R | 1 | 0 | 6.35 | 3 | 0 | 0 | 0 | 1 | 0 | 0 | 0 | 5.2 | 5 | 5 | 4 | 0 | 3 | 4 | 0 | 4 | .227 | 0 | 0 | 0 | 29 |
| 32 | Canterino, M | FTM | R | 0 | 0 | 0.00 | 1 | 1 | 0 | 0 | 0 | 0 | 0 | 0 | 2.0 | 0 | 0 | 0 | 0 | 0 | 0 | 0 | 2 | .000 | 0 | 0 | 0 | 6 |
| 25 | Cruz, S | FTM | R | 4 | 2 | 4.05 | 26 | 2 | 0 | 0 | 6 | 4 | 1 | 2 | 46.2 | 33 | 31 | 21 | 3 | 6 | 30 | 0 | 76 | .190 | 9 | 1 | 1 | 211 |
| 44 | Dobnak, R | FTM | R | 0 | 0 | 0.00 | 1 | 1 | 0 | 0 | 0 | 0 | 0 | 0 | 3.0 | 0 | 0 | 0 | 0 | 0 | 0 | 0 | 5 | .000 | 0 | 0 | 0 | 9 |
| | Escobar, A | FTM | R | 1 | 0 | 0.00 | 2 | 0 | 0 | 0 | 1 | 0 | 0 | 0 | 4.0 | 3 | 2 | 0 | 0 | 0 | 1 | 0 | 5 | .176 | 1 | 0 | 0 | 18 |
| 19 | Garland, N | FTM | R | 0 | 0 | 0.00 | 1 | 0 | 0 | 0 | 1 | 0 | 0 | 0 | 0.1 | 0 | 0 | 0 | 0 | 0 | 0 | 0 | 1 | .000 | 0 | 0 | 0 | 1 |
| 30 | German, O | FTM | R | 0 | 0 | 2.27 | 18 | 0 | 0 | 0 | 8 | 0 | 3 | 4 | 31.2 | 18 | 11 | 8 | 2 | 4 | 13 | 0 | 49 | .162 | 1 | 0 | 2 | 130 |
| 18 | Gipson-Long, S | FTM | R | 5 | 5 | 4.54 | 14 | 13 | 0 | 0 | 0 | 0 | 0 | 0 | 67.1 | 71 | 40 | 34 | 6 | 2 | 18 | 0 | 95 | .257 | 4 | 0 | 1 | 297 |
| 32 | Grace, R | FTM | R | 1 | 0 | 3.98 | 5 | 5 | 0 | 0 | 0 | 0 | 0 | 0 | 20.1 | 17 | 9 | 9 | 3 | 4 | 9 | 0 | 20 | .227 | 4 | 1 | 2 | 88 |
| 26 | Hanner, B | FTM | R | 2 | 1 | 7.41 | 23 | 1 | 0 | 0 | 9 | 1 | 2 | 4 | 37.2 | 40 | 32 | 31 | 0 | 7 | 34 | 1 | 46 | .274 | 7 | 0 | 2 | 191 |
| | Headrick, B | FTM | L | 3 | 5 | 3.83 | 13 | 12 | 0 | 0 | 0 | 0 | 0 | 0 | 56.1 | 58 | 30 | 24 | 5 | 1 | 32 | 0 | 74 | .262 | 8 | 0 | 3 | 256 |
| 35 | Labas, A | FTM | R | 0 | 2 | 22.09 | 2 | 1 | 0 | 0 | 0 | 0 | 0 | 0 | 3.2 | 14 | 9 | 9 | 1 | 0 | 2 | 0 | 3 | .583 | 0 | 0 | 0 | 27 |
| 45 | Leach, L | FTM | R | 0 | 3 | 7.23 | 7 | 6 | 0 | 0 | 0 | 0 | 0 | 0 | 23.2 | 22 | 25 | 19 | 1 | 10 | 19 | 0 | 22 | .244 | 6 | 2 | 2 | 120 |
| 12 | Legumina, C | FTM | R | 3 | 2 | 3.23 | 13 | 7 | 0 | 0 | 0 | 0 | 0 | 0 | 39.0 | 29 | 14 | 14 | 4 | 2 | 13 | 0 | 50 | .203 | 3 | 0 | 1 | 158 |
| 41 | Manoah Jr., E | FTM | R | 0 | 1 | 1.00 | 6 | 0 | 0 | 0 | 4 | 1 | 2 | 2 | 9.0 | 4 | 2 | 1 | 0 | 1 | 2 | 0 | 15 | .125 | 2 | 0 | 1 | 35 |
| 11 | McKinnon, K | FTM | R | 0 | 0 | 0.00 | 1 | 0 | 0 | 0 | 1 | 0 | 0 | 0 | 1.0 | 2 | 0 | 0 | 0 | 0 | 0 | 0 | 1 | .400 | 0 | 0 | 0 | 5 |
| | McMahon, H | FTM | R | 1 | 1 | 3.00 | 4 | 2 | 0 | 0 | 0 | 0 | 0 | 0 | 18.0 | 16 | 6 | 6 | 0 | 1 | 4 | 0 | 20 | .229 | 1 | 0 | 2 | 75 |
| 43 | Milacki, B | FTM | R | 0 | 2 | 3.86 | 11 | 8 | 0 | 0 | 1 | 1 | 0 | 0 | 42.0 | 45 | 23 | 18 | 4 | 0 | 7 | 0 | 42 | .266 | 2 | 0 | 5 | 179 |
| 8 | Mooney, S | FTM | R | 0 | 1 | 1.24 | 10 | 9 | 0 | 0 | 0 | 0 | 0 | 0 | 29.0 | 14 | 8 | 4 | 1 | 2 | 17 | 0 | 52 | .140 | 3 | 0 | 1 | 119 |
| 18 | Mullenbach, M | FTM | R | 1 | 0 | 5.84 | 5 | 1 | 0 | 0 | 2 | 0 | 0 | 0 | 12.1 | 22 | 9 | 8 | 0 | 0 | 1 | 0 | 15 | .400 | 0 | 0 | 1 | 56 |
| 2 | Ozoria, D | FTM | R | 0 | 0 | 0.00 | 1 | 0 | 0 | 0 | 1 | 0 | 0 | 0 | 2.2 | 1 | 0 | 0 | 0 | 0 | 1 | 0 | 0 | .111 | 1 | 0 | 0 | 10 |
| 13 | Pichardo, J | FTM | L | 3 | 4 | 6.86 | 25 | 0 | 0 | 0 | 11 | 0 | 3 | 5 | 40.2 | 39 | 42 | 31 | 3 | 7 | 31 | 0 | 47 | .250 | 4 | 3 | 2 | 202 |
| 44 | Pineda, R | FTM | R | 0 | 1 | 9.00 | 3 | 0 | 0 | 0 | 1 | 0 | 0 | 0 | 3.0 | 5 | 4 | 3 | 0 | 0 | 4 | 0 | 1 | .385 | 0 | 0 | 0 | 18 |
| 30 | Povich, C | FTM | L | 0 | 0 | 3.00 | 1 | 1 | 0 | 0 | 0 | 0 | 0 | 0 | 3.0 | 3 | 1 | 1 | 0 | 1 | 1 | 0 | 6 | .250 | 0 | 0 | 0 | 14 |
| 31 | Puentes, Z | FTM | R | 1 | 2 | 0.50 | 11 | 0 | 0 | 0 | 8 | 0 | 1 | 2 | 18.0 | 16 | 7 | 1 | 0 | 1 | 15 | 0 | 20 | .216 | 1 | 0 | 1 | 90 |
| 17 | Rodriguez, M | FTM | R | 3 | 4 | 4.50 | 13 | 10 | 0 | 0 | 0 | 1 | 0 | 0 | 46.0 | 47 | 28 | 23 | 3 | 2 | 23 | 0 | 54 | .257 | 4 | 1 | 1 | 209 |
| 15 | Rodriguez, O | FTM | R | 1 | 1 | 4.15 | 4 | 2 | 0 | 0 | 0 | 0 | 0 | 0 | 17.1 | 21 | 10 | 8 | 2 | 3 | 7 | 0 | 23 | .292 | 4 | 1 | 1 | 82 |
| 30 | Rozek, A | FTM | L | 0 | 1 | 1.80 | 8 | 3 | 0 | 0 | 2 | 0 | 0 | 0 | 25.0 | 19 | 6 | 5 | 2 | 1 | 0 | 0 | 31 | .207 | 1 | 0 | 1 | 93 |
| 38 | Sharpe, Z | FTM | L | 5 | 2 | 3.75 | 20 | 5 | 0 | 0 | 3 | 1 | 0 | 1 | 50.1 | 54 | 28 | 21 | 1 | 4 | 24 | 0 | 46 | .269 | 5 | 1 | 6 | 231 |
| 21 | Shreve, R | FTM | R | 0 | 1 | 3.21 | 6 | 0 | 0 | 0 | 2 | 1 | 1 | 2 | 14.0 | 10 | 6 | 5 | 1 | 0 | 7 | 0 | 21 | .185 | 1 | 0 | 0 | 61 |
| 41 | Stankiewicz, J | FTM | R | 0 | 0 | 2.70 | 5 | 2 | 0 | 0 | 0 | 0 | 0 | 0 | 13.1 | 8 | 4 | 4 | 0 | 1 | 5 | 0 | 14 | .163 | 2 | 0 | 0 | 56 |
| 40 | Suniaga, C | FTM | R | 2 | 3 | 3.98 | 18 | 0 | 0 | 0 | 8 | 1 | 0 | 2 | 31.2 | 31 | 19 | 14 | 3 | 0 | 8 | 0 | 32 | .244 | 2 | 0 | 1 | 136 |
| 20 | Swain, M | FTM | R | 6 | 2 | 4.88 | 31 | 1 | 0 | 0 | 11 | 1 | 1 | 2 | 55.1 | 42 | 34 | 30 | 8 | 3 | 30 | 0 | 61 | .201 | 6 | 1 | 1 | 243 |
| 22 | Vallimont, C | FTM | R | 0 | 0 | 0.00 | 1 | 1 | 0 | 0 | 0 | 0 | 0 | 0 | 3.0 | 2 | 0 | 0 | 0 | 0 | 0 | 0 | 6 | .182 | 0 | 0 | 0 | 11 |
| 15 | Varland, L | FTM | R | 4 | 2 | 2.09 | 10 | 8 | 0 | 0 | 1 | 0 | 0 | 0 | 47.1 | 41 | 14 | 11 | 2 | 3 | 16 | 0 | 76 | .228 | 5 | 0 | 2 | 200 |
| 22 | Wilson, J | FTM | L | 0 | 1 | 19.29 | 3 | 0 | 0 | 0 | 0 | 1 | 0 | 0 | 2.1 | 3 | 5 | 5 | 0 | 0 | 3 | 0 | 2 | .300 | 1 | 0 | 0 | 13 |
| | FTM | | | 51 | 52 | 4.07 | 103 | 103 | 0 | 7 | 103 | 14 | 23 | 36 | 874.2 | 794 | 496 | 396 | 55 | 72 | 423 | 1 | 1108 | .235 | 97 | 11 | 43 | 3906 |
| | OPP | | | 52 | 51 | 4.06 | 103 | 103 | 3 | 9 | 100 | 25 | 19 | 38 | 876.1 | 697 | 478 | 395 | 65 | 77 | 533 | 4 | 1048 | .216 | 86 | 15 | 63 | 3869 |

Low-A Southeast Standings - 2021 - Regular Season

| A-SE East | W | L | PCT | GB | L10 | STRK | HOME | ROAD | RS | RA | DIFF |
|------------------|----------|----------|------------|-----------|------------|-------------|-------------|-------------|-----------|-----------|-------------|
| Jupiter | 56 | 49 | .533 | - | 6-4 | W1 | 29-22 | 27-27 | 464 | 468 | -4 |
| St. Lucie | 55 | 49 | .529 | 0.5 | 5-5 | L1 | 26-19 | 29-30 | 545 | 510 | 35 |
| Daytona | 54 | 53 | .505 | 3.0 | 7-3 | W2 | 31-28 | 23-25 | 506 | 483 | 23 |
| Palm Beach | 32 | 72 | .308 | 23.5 | 2-8 | L1 | 18-36 | 14-36 | 449 | 662 | -213 |
| A-SE West | W | L | PCT | GB | L10 | STRK | HOME | ROAD | RS | RA | DIFF |
| Tampa | 69 | 36 | .657 | - | 5-5 | W2 | 35-19 | 34-17 | 715 | 485 | 230 |
| Bradenton | 65 | 40 | .619 | 4.0 | 6-4 | L2 | 37-21 | 28-19 | 603 | 510 | 93 |
| Fort Myers | 51 | 52 | .495 | 17.0 | 3-7 | L2 | 26-22 | 25-30 | 478 | 496 | -18 |
| Dunedin | 50 | 57 | .467 | 20.0 | 7-3 | W1 | 24-29 | 26-28 | 567 | 586 | -19 |
| Clearwater | 47 | 55 | .461 | 20.5 | 5-5 | W1 | 23-27 | 24-28 | 460 | 515 | -55 |
| Lakeland | 45 | 61 | .425 | 24.5 | 5-5 | L1 | 24-28 | 21-33 | 479 | 551 | -72 |

FCL Red Sox (30-15) 4, FCL Twins (17-30) 3
Sep 4th, 2021

| | | | | | | | | | | | |
|--------------------|----------|----------|----------|----------|----------|----------|----------|----------|----------|----------|----------|
| | 1 | 2 | 3 | 4 | 5 | 6 | 7 | 8 | R | H | E |
| FCL Twins | 0 | 1 | 0 | 0 | 2 | 0 | 0 | 0 | 3 | 6 | 3 |
| FCL Red Sox | 0 | 1 | 0 | 2 | 0 | 0 | 0 | 1 | 4 | 6 | 0 |

One out when winning run scored.

| FCL Twins | AB | R | H | RBI | BB | SO | LOB | AVG | FCL Red Sox | AB | R | H | RBI | BB | SO | LOB | AVG |
|------------------|-----------|----------|----------|------------|-----------|-----------|------------|-------------|--------------------|-----------|----------|----------|------------|-----------|-----------|------------|-------------|
| Keirse, CF | 4 | 1 | 1 | 0 | 0 | 0 | 0 | .364 | Paulino, E, 3B | 4 | 0 | 0 | 0 | 0 | 1 | 1 | .352 |
| Miller, SS | 2 | 0 | 0 | 0 | 1 | 1 | 0 | .234 | Mayer, SS | 4 | 1 | 0 | 0 | 0 | 1 | 2 | .288 |
| Gomez, SS | 0 | 0 | 0 | 0 | 1 | 0 | 0 | .250 | Ugueto, LF | 4 | 0 | 0 | 0 | 0 | 2 | 2 | .337 |
| Jimenez, LF | 4 | 0 | 2 | 2 | 0 | 0 | 2 | .172 | Belen, 1B | 3 | 1 | 1 | 0 | 1 | 1 | 3 | .197 |
| Duran, 1B | 3 | 0 | 1 | 0 | 0 | 1 | 3 | .235 | Miller, T, DH | 4 | 0 | 2 | 0 | 0 | 1 | 1 | .320 |
| a-Smith, PH-1B | 1 | 0 | 0 | 0 | 0 | 1 | 1 | .183 | Sikes, CF | 4 | 0 | 1 | 1 | 0 | 2 | 3 | .385 |
| Sosa, RF | 3 | 0 | 0 | 0 | 0 | 2 | 1 | .176 | Valdez, F, RF | 3 | 1 | 1 | 0 | 0 | 1 | 2 | .225 |
| Cardenas, C | 3 | 1 | 1 | 1 | 0 | 0 | 1 | .308 | Montero, C | 1 | 1 | 1 | 2 | 2 | 0 | 0 | .194 |
| Olivar, C | 0 | 0 | 0 | 0 | 0 | 0 | 0 | .195 | 1-Meredith, PR | 0 | 0 | 0 | 0 | 0 | 0 | 0 | .154 |
| Ramirez, 3B | 2 | 0 | 0 | 0 | 1 | 2 | 0 | .069 | Garcia, C | 0 | 0 | 0 | 0 | 0 | 0 | 0 | .255 |
| Soto, 2B | 3 | 0 | 0 | 0 | 0 | 1 | 1 | .222 | McElveny, 2B | 2 | 0 | 0 | 0 | 0 | 0 | 2 | .091 |
| Roberto, DH | 3 | 1 | 1 | 0 | 0 | 2 | 0 | .136 | Encarnacion, P | 0 | 0 | 0 | 0 | 0 | 0 | 0 | .000 |
| Headrick, P | 0 | 0 | 0 | 0 | 0 | 0 | 0 | .000 | Campbell, P | 0 | 0 | 0 | 0 | 0 | 0 | 0 | .000 |
| Carr, P | 0 | 0 | 0 | 0 | 0 | 0 | 0 | .000 | Uberstine, P | 0 | 0 | 0 | 0 | 0 | 0 | 0 | .000 |
| Koch, P | 0 | 0 | 0 | 0 | 0 | 0 | 0 | .000 | Andrew, P | 0 | 0 | 0 | 0 | 0 | 0 | 0 | .000 |
| Aria, P | 0 | 0 | 0 | 0 | 0 | 0 | 0 | .000 | Totals | 29 | 4 | 6 | 3 | 3 | 9 | 16 | .265 |
| Bellair, P | 0 | 0 | 0 | 0 | 0 | 0 | 0 | .000 | | | | | | | | | |
| Totals | 28 | 3 | 6 | 3 | 3 | 10 | 9 | .228 | | | | | | | | | |

a-Struck out for Duran in the 8th.

BATTING

3B : Jimenez (2, Encarnacion).
HR : Cardenas (1, 2nd inning off Encarnacion, 0 on, 1 out).
TB : Cardenas 4; Duran; Jimenez 4; Keirse; Roberto.
RBI : Cardenas (1); Jimenez 2 (5).
2-out RBI : Jimenez 2.
Runners left in scoring position, 2 out : Duran 3; Cardenas; Smith.
Team RISP : 1-for-6.
Team LOB : 5.

BASERUNNING

SB : Duran (1, 2nd base off Encarnacion/Montero); Jimenez (3, 2nd base off Campbell/Montero).

FIELDING

E : Cardenas (1, throw); Ramirez (2, throw); Gomez (7, throw).

1-Ran for Montero in the 7th.

BATTING

2B : Valdez, F (5, Koch).
HR : Montero (1, 4th inning off Koch, 1 on, 2 out).
TB : Belen; Miller, T 2; Montero 4; Sikes; Valdez, F 2.
RBI : Montero 2 (8); Sikes (10).
2-out RBI : Montero 2.
Runners left in scoring position, 2 out : Mayer; Valdez, F; McElveny.
SAC : McElveny.
Team RISP : 3-for-14.
Team LOB : 8.

BASERUNNING

SB : Miller, T (2, 2nd base off Headrick/Cardenas); Paulino, E (3, 2nd base off Koch/Cardenas).

FIELDING

Outfield assists : Ugueto (Ramirez at 1st base).
DP : (Ugueto-Belen).

| FCL Twins | IP | H | R | ER | BB | SO | HR | ERA | FCL Red Sox | IP | H | R | ER | BB | SO | HR | ERA |
|------------------|------------|----------|----------|-----------|-----------|-----------|-----------|-------------|--------------------|------------|----------|----------|-----------|-----------|-----------|-----------|-------------|
| Headrick | 1.2 | 1 | 1 | 0 | 2 | 2 | 0 | 0.00 | Encarnacion | 4.2 | 5 | 3 | 3 | 1 | 5 | 1 | 2.79 |
| Carr | 0.1 | 0 | 0 | 0 | 0 | 0 | 0 | 4.15 | Campbell | 0.1 | 1 | 0 | 0 | 1 | 1 | 0 | 2.61 |
| Koch | 2.0 | 2 | 2 | 2 | 0 | 0 | 1 | 6.00 | Uberstine | 2.0 | 0 | 0 | 0 | 0 | 3 | 0 | 1.93 |
| Aria | 3.0 | 1 | 0 | 0 | 1 | 6 | 0 | 3.63 | Andrew (W, 4-1) | 1.0 | 0 | 0 | 0 | 1 | 1 | 0 | 6.00 |
| Bellair (L, 0-2) | 0.1 | 2 | 1 | 0 | 0 | 1 | 0 | 6.28 | Totals | 8.0 | 6 | 3 | 3 | 3 | 10 | 1 | 4.03 |
| Totals | 7.1 | 6 | 4 | 2 | 3 | 9 | 1 | 4.76 | | | | | | | | | |

WP : Andrew.

Balk : Aria.

Groundouts-flyouts : Headrick 1-1; Carr 0-1; Koch 4-1; Aria 2-0; Bellair 1-0; Encarnacion 1-7; Campbell 0-0; Uberstine 1-1; Andrew 0-1.

Batters faced : Headrick 8; Carr; Koch 9; Aria 11; Bellair 4; Encarnacion 19; Campbell 3; Uberstine 6; Andrew 3.

Inherited runners-scored : Carr 2-0; Campbell 2-2.

Umpires : HP: Denver Dangerfield. 1B: Nobuoki Yasuta.

Official Scorer : Brian Mullen

Weather : 82 degrees, Partly Cloudy

Wind : 3 mph, R To L

First pitch : 10:02 AM

T : 2:46

Venue : JetBlue Park

September 4, 2021

FCL Twins Hitting - 2021 - Regular Season - All Players

| # | Player | Team | B | AVG | G | AB | R | H | TB | 2B | 3B | HR | RBI | BB | IBB | SO | SB | CS | OBP | SLG | OPS | PA | SAC | SF | HBP | GIDP | E |
|----|--------------|------|---|-------------|-----------|-------------|------------|------------|------------|-----------|-----------|-----------|------------|------------|----------|------------|-----------|-----------|-------------|-------------|-------------|-------------|----------|-----------|-----------|-----------|-----------|
| 15 | Aguiar, C | TWI | L | .227 | 20 | 66 | 7 | 15 | 35 | 0 | 1 | 6 | 16 | 6 | 0 | 26 | 1 | 1 | .288 | .530 | .818 | 73 | 0 | 1 | 0 | 0 | 2 |
| 11 | Baez, L | TWI | R | .289 | 26 | 76 | 12 | 22 | 31 | 3 | 3 | 0 | 2 | 8 | 0 | 22 | 3 | 3 | .386 | .408 | .794 | 88 | 0 | 0 | 4 | 1 | 1 |
| 53 | Cardenas, N | TWI | R | .308 | 8 | 13 | 2 | 4 | 7 | 0 | 0 | 1 | 1 | 2 | 0 | 1 | 0 | 0 | .400 | .538 | .938 | 15 | 0 | 0 | 0 | 0 | 1 |
| 37 | Castro, W | TWI | R | .255 | 24 | 47 | 7 | 12 | 24 | 2 | 2 | 2 | 15 | 7 | 0 | 16 | 0 | 1 | .375 | .511 | .886 | 56 | 0 | 0 | 2 | 0 | 2 |
| 51 | Cavaco, K | TWI | R | .222 | 3 | 9 | 2 | 2 | 3 | 1 | 0 | 0 | 2 | 1 | 0 | 3 | 1 | 0 | .300 | .333 | .633 | 10 | 0 | 0 | 0 | 0 | 0 |
| 23 | Cespedes, R | TWI | L | .157 | 33 | 108 | 11 | 17 | 30 | 3 | 2 | 2 | 12 | 12 | 0 | 35 | 3 | 1 | .248 | .278 | .526 | 121 | 0 | 0 | 1 | 0 | 5 |
| 20 | Duran, G | TWI | R | .235 | 9 | 17 | 1 | 4 | 4 | 0 | 0 | 0 | 1 | 5 | 0 | 8 | 1 | 0 | .409 | .235 | .644 | 22 | 0 | 0 | 0 | 1 | 0 |
| 59 | Feliz, J | TWI | R | .364 | 6 | 22 | 7 | 8 | 16 | 2 | 0 | 2 | 3 | 1 | 0 | 6 | 0 | 0 | .391 | .727 | 1.119 | 23 | 0 | 0 | 0 | 0 | 1 |
| 31 | Garland, N | TWI | R | 1.000 | 1 | 1 | 0 | 1 | 1 | 0 | 0 | 0 | 0 | 0 | 0 | 0 | 0 | 0 | 1.000 | 1.000 | 2.000 | 1 | 0 | 0 | 0 | 0 | 0 |
| 2 | Gomez, L | TWI | L | .250 | 25 | 60 | 7 | 15 | 19 | 4 | 0 | 0 | 2 | 16 | 0 | 19 | 1 | 1 | .416 | .317 | .732 | 77 | 0 | 0 | 1 | 1 | 7 |
| 46 | Goree, Z | TWI | L | .000 | 1 | 0 | 0 | 0 | 0 | 0 | 0 | 0 | 0 | 0 | 0 | 0 | 0 | 0 | .000 | .000 | .000 | 0 | 0 | 0 | 0 | 0 | 0 |
| 9 | Hall, A | TWI | R | .125 | 6 | 8 | 0 | 1 | 1 | 0 | 0 | 0 | 1 | 1 | 0 | 2 | 0 | 0 | .200 | .125 | .325 | 10 | 0 | 1 | 0 | 0 | 1 |
| 49 | Jimenez, A | TWI | R | .172 | 19 | 58 | 3 | 10 | 19 | 2 | 2 | 1 | 5 | 5 | 0 | 15 | 3 | 1 | .250 | .328 | .578 | 64 | 0 | 0 | 1 | 1 | 0 |
| 41 | Keirse, D | TWI | L | .364 | 3 | 11 | 4 | 4 | 4 | 0 | 0 | 0 | 0 | 0 | 0 | 1 | 1 | 0 | .417 | .364 | .780 | 12 | 0 | 0 | 1 | 0 | 0 |
| 38 | McKinnon, K | TWI | R | .400 | 3 | 5 | 0 | 2 | 3 | 1 | 0 | 0 | 0 | 2 | 0 | 1 | 1 | 1 | .571 | .600 | 1.171 | 7 | 0 | 0 | 0 | 0 | 0 |
| 47 | Miller, N | TWI | S | .234 | 13 | 47 | 7 | 11 | 17 | 3 | 0 | 1 | 7 | 6 | 0 | 14 | 1 | 1 | .327 | .362 | .689 | 55 | 0 | 1 | 1 | 2 | 1 |
| 19 | Nigro, F | TWI | R | .130 | 15 | 23 | 1 | 3 | 3 | 0 | 0 | 0 | 3 | 3 | 0 | 11 | 0 | 0 | .259 | .130 | .390 | 28 | 1 | 0 | 1 | 0 | 1 |
| 64 | Olivar, R | TWI | R | .195 | 28 | 41 | 5 | 8 | 15 | 2 | 1 | 1 | 3 | 7 | 0 | 14 | 3 | 0 | .327 | .366 | .692 | 49 | 0 | 0 | 1 | 0 | 0 |
| 13 | Pena, A | TWI | R | .325 | 24 | 80 | 11 | 26 | 32 | 6 | 0 | 0 | 10 | 4 | 0 | 23 | 2 | 1 | .365 | .400 | .765 | 85 | 0 | 0 | 1 | 1 | 1 |
| 38 | Prato, A | TWI | R | .222 | 5 | 18 | 4 | 4 | 4 | 0 | 0 | 0 | 2 | 3 | 0 | 5 | 1 | 0 | .391 | .222 | .614 | 23 | 0 | 0 | 2 | 0 | 0 |
| 48 | Ramirez, B | TWI | R | .069 | 11 | 29 | 4 | 2 | 3 | 1 | 0 | 0 | 2 | 7 | 0 | 20 | 0 | 0 | .270 | .103 | .374 | 37 | 0 | 0 | 1 | 0 | 2 |
| 44 | Roberto, N | TWI | R | .136 | 18 | 44 | 7 | 6 | 10 | 1 | 0 | 1 | 3 | 4 | 0 | 17 | 1 | 1 | .224 | .227 | .452 | 49 | 0 | 0 | 1 | 0 | 0 |
| 4 | Rodriguez, E | TWI | L | .228 | 30 | 101 | 28 | 23 | 58 | 4 | 2 | 9 | 20 | 20 | 0 | 43 | 7 | 3 | .368 | .574 | .942 | 125 | 0 | 1 | 3 | 0 | 2 |
| 24 | Rodriguez, E | TWI | L | .242 | 17 | 33 | 8 | 8 | 14 | 1 | 1 | 1 | 3 | 11 | 0 | 14 | 1 | 1 | .444 | .424 | .869 | 45 | 0 | 0 | 1 | 0 | 3 |
| 16 | Rosario, K | TWI | R | .278 | 42 | 151 | 22 | 42 | 67 | 8 | 4 | 3 | 32 | 17 | 0 | 47 | 2 | 0 | .349 | .444 | .793 | 169 | 0 | 1 | 0 | 4 | 1 |
| 25 | Smith, L | TWI | R | .183 | 24 | 60 | 7 | 11 | 27 | 2 | 1 | 4 | 10 | 7 | 0 | 20 | 1 | 1 | .300 | .450 | .750 | 70 | 0 | 0 | 3 | 0 | 5 |
| 60 | Snyder, G | TWI | L | .235 | 6 | 17 | 2 | 4 | 5 | 1 | 0 | 0 | 2 | 2 | 0 | 5 | 0 | 0 | .300 | .294 | .594 | 20 | 0 | 1 | 0 | 1 | 0 |
| 35 | Sosa, M | TWI | R | .176 | 17 | 51 | 5 | 9 | 18 | 3 | 0 | 2 | 10 | 4 | 0 | 22 | 1 | 0 | .250 | .353 | .603 | 56 | 0 | 0 | 1 | 1 | 3 |
| 5 | Soto, Y | TWI | R | .222 | 30 | 90 | 8 | 20 | 26 | 3 | 0 | 1 | 7 | 15 | 0 | 32 | 3 | 1 | .340 | .289 | .628 | 106 | 0 | 0 | 1 | 1 | 7 |
| 31 | Soularie, A | TWI | R | .350 | 6 | 20 | 3 | 7 | 11 | 1 | 0 | 1 | 3 | 4 | 0 | 6 | 0 | 0 | .480 | .550 | 1.030 | 25 | 0 | 0 | 1 | 2 | 0 |
| 1 | Valdez, W | TWI | R | .231 | 33 | 104 | 19 | 24 | 36 | 6 | 0 | 2 | 8 | 13 | 0 | 40 | 2 | 0 | .336 | .346 | .682 | 122 | 0 | 1 | 4 | 4 | 3 |
| 21 | Vallejo, M | TWI | R | .176 | 8 | 17 | 3 | 3 | 6 | 3 | 0 | 0 | 2 | 0 | 0 | 7 | 0 | 0 | .300 | .353 | .653 | 20 | 0 | 0 | 3 | 0 | 1 |
| 8 | Vasquez, A | TWI | S | .000 | 5 | 4 | 2 | 0 | 0 | 0 | 0 | 0 | 0 | 2 | 0 | 3 | 0 | 0 | .500 | .000 | .500 | 8 | 0 | 0 | 2 | 0 | 0 |
| 66 | Wallner, M | TWI | L | .333 | 2 | 6 | 2 | 2 | 2 | 0 | 0 | 0 | 0 | 0 | 0 | 2 | 0 | 0 | .333 | .333 | .667 | 6 | 0 | 0 | 0 | 0 | 0 |
| 52 | Wiel, Z | TWI | R | .120 | 9 | 25 | 4 | 3 | 8 | 2 | 0 | 1 | 4 | 2 | 0 | 8 | 0 | 0 | .258 | .320 | .578 | 31 | 0 | 1 | 3 | 1 | 0 |
| | TWI | | | .228 | 48 | 1462 | 215 | 333 | 559 | 65 | 19 | 41 | 191 | 197 | 0 | 508 | 40 | 18 | .334 | .382 | .716 | 1708 | 1 | 8 | 40 | 21 | 55 |
| | OPP | | | .250 | 44 | 1501 | 242 | 376 | 566 | 85 | 15 | 25 | 220 | 177 | 1 | 448 | 44 | 11 | .342 | .377 | .719 | 1733 | 4 | 13 | 38 | 19 | |

FCL Twins Pitching - 2021 - Regular Season - All Players

| # | Player | Team | T | W | L | ERA | G | GS | CG | SHO | GF | HLD | SV | SVO | IP | H | R | ER | HR | HB | BB | IBB | SO | AVG | WP | BK | GIDP | TBF |
|------------|----------------|------|---|-----------|-----------|-------------|-----------|-----------|----------|----------|-----------|----------|-----------|-----------|--------------|------------|------------|------------|-----------|-----------|------------|----------|------------|-------------|-----------|-----------|-----------|-------------|
| 40 | Aria, D | TWI | L | 1 | 2 | 3.63 | 11 | 6 | 0 | 0 | 0 | 1 | 0 | 0 | 22.1 | 14 | 10 | 9 | 0 | 0 | 19 | 0 | 35 | .182 | 5 | 9 | 1 | 98 |
| 62 | Barrington, M | TWI | R | 0 | 1 | 3.00 | 4 | 0 | 0 | 0 | 3 | 0 | 2 | 3 | 9.0 | 8 | 3 | 3 | 0 | 0 | 2 | 0 | 20 | .229 | 4 | 0 | 0 | 37 |
| 17 | Bellair, C | TWI | R | 0 | 2 | 6.28 | 8 | 0 | 0 | 0 | 8 | 0 | 1 | 2 | 14.1 | 15 | 13 | 10 | 2 | 1 | 5 | 0 | 24 | .254 | 1 | 0 | 1 | 66 |
| 47 | Breek, D | TWI | R | 0 | 1 | 21.60 | 3 | 2 | 0 | 0 | 0 | 0 | 0 | 0 | 1.2 | 0 | 9 | 4 | 0 | 2 | 7 | 0 | 1 | .000 | 0 | 0 | 0 | 15 |
| 41 | Campbell, L | TWI | R | 0 | 0 | 2.25 | 3 | 0 | 0 | 0 | 1 | 1 | 0 | 0 | 4.0 | 3 | 1 | 1 | 0 | 1 | 1 | 0 | 3 | .214 | 0 | 0 | 0 | 16 |
| 51 | Carr, J | TWI | L | 0 | 0 | 4.15 | 3 | 0 | 0 | 0 | 1 | 0 | 0 | 0 | 4.1 | 3 | 2 | 2 | 1 | 0 | 0 | 0 | 7 | .188 | 0 | 0 | 0 | 16 |
| 30 | Feliz, R | TWI | R | 0 | 4 | 10.42 | 11 | 2 | 0 | 0 | 2 | 0 | 0 | 2 | 19.0 | 29 | 23 | 22 | 4 | 2 | 11 | 0 | 21 | .333 | 3 | 0 | 0 | 100 |
| 39 | Festa, D | TWI | R | 1 | 0 | 0.00 | 2 | 0 | 0 | 0 | 0 | 0 | 0 | 0 | 5.0 | 1 | 0 | 0 | 0 | 0 | 0 | 0 | 8 | .063 | 0 | 0 | 0 | 16 |
| 18 | German, G | TWI | R | 2 | 2 | 3.03 | 9 | 9 | 0 | 0 | 0 | 0 | 0 | 0 | 32.2 | 22 | 12 | 11 | 2 | 2 | 22 | 0 | 36 | .185 | 6 | 0 | 1 | 143 |
| 41 | Gilmartin, S | TWI | L | 0 | 0 | 16.62 | 3 | 1 | 0 | 0 | 0 | 0 | 0 | 0 | 4.1 | 10 | 9 | 8 | 1 | 0 | 2 | 0 | 8 | .455 | 2 | 0 | 0 | 24 |
| 46 | Goree, Z | TWI | L | 0 | 0 | 20.25 | 2 | 0 | 0 | 0 | 0 | 0 | 0 | 0 | 1.1 | 5 | 4 | 3 | 0 | 0 | 3 | 0 | 4 | .500 | 0 | 0 | 0 | 13 |
| 57 | Grace, R | TWI | R | 0 | 0 | 0.00 | 1 | 0 | 0 | 0 | 0 | 0 | 0 | 0 | 2.0 | 0 | 0 | 0 | 0 | 0 | 0 | 0 | 3 | .000 | 0 | 0 | 0 | 6 |
| 36 | Headrick, B | TWI | L | 0 | 0 | 0.00 | 1 | 1 | 0 | 0 | 0 | 0 | 0 | 0 | 1.2 | 1 | 1 | 0 | 0 | 0 | 2 | 0 | 2 | .167 | 0 | 0 | 0 | 8 |
| 27 | Hicks, J | TWI | R | 0 | 1 | 5.93 | 4 | 1 | 0 | 0 | 0 | 0 | 0 | 0 | 13.2 | 13 | 10 | 9 | 0 | 2 | 2 | 0 | 16 | .241 | 1 | 0 | 0 | 59 |
| 9 | Koch, B | TWI | R | 0 | 0 | 6.00 | 2 | 0 | 0 | 0 | 0 | 0 | 0 | 0 | 3.0 | 3 | 2 | 2 | 1 | 0 | 0 | 0 | 2 | .231 | 0 | 0 | 0 | 13 |
| 66 | Labas, A | TWI | R | 1 | 0 | 4.50 | 1 | 0 | 0 | 0 | 0 | 0 | 0 | 0 | 2.0 | 3 | 1 | 1 | 0 | 0 | 0 | 0 | 2 | .375 | 0 | 0 | 0 | 8 |
| 52 | Leach, L | TWI | R | 0 | 0 | 2.57 | 3 | 3 | 0 | 0 | 0 | 0 | 0 | 0 | 7.0 | 8 | 2 | 2 | 0 | 0 | 3 | 0 | 6 | .276 | 1 | 0 | 1 | 32 |
| 33 | Mendez, J | TWI | R | 2 | 2 | 2.59 | 10 | 4 | 0 | 0 | 0 | 1 | 0 | 0 | 24.1 | 16 | 8 | 7 | 0 | 2 | 11 | 0 | 33 | .176 | 4 | 0 | 0 | 104 |
| 51 | Moreno, D | TWI | R | 1 | 2 | 6.61 | 11 | 0 | 0 | 0 | 2 | 1 | 0 | 0 | 16.1 | 13 | 15 | 12 | 0 | 4 | 12 | 0 | 15 | .206 | 5 | 0 | 1 | 80 |
| 22 | Moreno, E | TWI | R | 0 | 2 | 6.14 | 10 | 5 | 0 | 0 | 1 | 0 | 0 | 1 | 29.1 | 29 | 22 | 20 | 2 | 6 | 18 | 0 | 27 | .252 | 6 | 2 | 1 | 140 |
| 39 | Mullenbach, M | TWI | R | 1 | 1 | 3.44 | 9 | 0 | 0 | 0 | 1 | 1 | 0 | 2 | 18.1 | 20 | 10 | 7 | 0 | 3 | 8 | 1 | 18 | .274 | 1 | 0 | 2 | 87 |
| 55 | Perez, E | TWI | L | 0 | 1 | 8.50 | 9 | 2 | 0 | 0 | 3 | 0 | 0 | 0 | 18.0 | 21 | 18 | 17 | 4 | 2 | 16 | 0 | 21 | .284 | 1 | 2 | 0 | 92 |
| 58 | Perez, S | TWI | L | 4 | 1 | 1.56 | 12 | 1 | 0 | 0 | 9 | 0 | 0 | 0 | 34.2 | 27 | 8 | 6 | 1 | 1 | 5 | 0 | 37 | .211 | 1 | 1 | 1 | 135 |
| 36 | Pineda, R | TWI | R | 0 | 3 | 4.35 | 13 | 0 | 0 | 0 | 8 | 1 | 2 | 2 | 20.2 | 22 | 12 | 10 | 2 | 2 | 2 | 0 | 17 | .272 | 3 | 0 | 0 | 87 |
| 31 | Povich, C | TWI | L | 0 | 0 | 0.00 | 1 | 1 | 0 | 0 | 0 | 0 | 0 | 0 | 2.0 | 1 | 0 | 0 | 0 | 0 | 0 | 0 | 3 | .143 | 0 | 0 | 0 | 7 |
| 50 | Reyes, W | TWI | L | 1 | 3 | 6.35 | 9 | 5 | 0 | 0 | 0 | 0 | 0 | 0 | 34.0 | 45 | 24 | 24 | 2 | 6 | 16 | 0 | 33 | .331 | 6 | 1 | 8 | 159 |
| 57 | Rimmel, N | TWI | R | 0 | 0 | 4.50 | 1 | 1 | 0 | 0 | 0 | 0 | 0 | 0 | 2.0 | 2 | 1 | 1 | 0 | 0 | 0 | 0 | 2 | .250 | 0 | 0 | 0 | 8 |
| 38 | Rozek, A | TWI | L | 1 | 0 | 0.00 | 2 | 0 | 0 | 0 | 0 | 0 | 0 | 0 | 6.0 | 4 | 0 | 0 | 0 | 0 | 2 | 0 | 13 | .182 | 0 | 1 | 0 | 24 |
| 53 | Stankiewicz, J | TWI | R | 0 | 0 | 4.50 | 1 | 1 | 0 | 0 | 0 | 0 | 0 | 0 | 2.0 | 2 | 1 | 1 | 0 | 0 | 1 | 0 | 6 | .222 | 0 | 0 | 0 | 10 |
| 41 | Thorpe, L | TWI | L | 0 | 1 | 3.18 | 2 | 2 | 0 | 0 | 0 | 0 | 0 | 0 | 5.2 | 3 | 2 | 2 | 0 | 1 | 1 | 0 | 7 | .150 | 0 | 0 | 1 | 22 |
| 12 | Velez, R | TWI | R | 0 | 0 | 8.10 | 3 | 0 | 0 | 0 | 0 | 0 | 0 | 0 | 3.1 | 6 | 5 | 3 | 2 | 0 | 3 | 0 | 5 | .375 | 0 | 0 | 0 | 19 |
| 32 | Wilson, J | TWI | L | 0 | 1 | 4.05 | 12 | 0 | 0 | 0 | 6 | 0 | 2 | 2 | 20.0 | 27 | 14 | 9 | 1 | 1 | 3 | 0 | 13 | .329 | 2 | 0 | 1 | 89 |
| TWI | | | | 17 | 30 | 4.76 | 48 | 48 | 0 | 2 | 45 | 6 | 7 | 14 | 384.0 | 376 | 242 | 203 | 25 | 38 | 177 | 1 | 448 | .250 | 52 | 16 | 19 | 1733 |
| OPP | | | | 29 | 14 | 3.88 | 44 | 47 | 0 | 1 | 46 | 9 | 14 | 17 | 390.0 | 333 | 215 | 168 | 41 | 40 | 197 | 0 | 508 | .228 | 61 | 12 | 21 | 1708 |

Florida Complex League Standings - 2021 - Regular Season

| FCL East | W | L | PCT | GB | L10 | STRK | HOME | ROAD | RS | RA | DIFF |
|--------------------|----------|----------|------------|-----------|------------|-------------|-------------|-------------|-----------|-----------|-------------|
| FCL Mets | 24 | 20 | .545 | - | 6-4 | L2 | 13-11 | 11-9 | 215 | 214 | 1 |
| FCL Astros | 23 | 22 | .511 | 1.5 | 3-7 | L3 | 15-8 | 8-14 | 199 | 198 | 1 |
| FCL Cardinals | 22 | 22 | .500 | 2.0 | 5-5 | L1 | 12-9 | 10-13 | 199 | 206 | -7 |
| FCL Marlins | 21 | 23 | .477 | 3.0 | 5-5 | W1 | 11-10 | 10-13 | 206 | 205 | 1 |
| FCL Nationals | 22 | 25 | .468 | 3.5 | 6-4 | W3 | 13-10 | 9-15 | 218 | 214 | 4 |
| FCL North | W | L | PCT | GB | L10 | STRK | HOME | ROAD | RS | RA | DIFF |
| FCL Yankees | 28 | 14 | .667 | - | 6-4 | L1 | 16-5 | 12-9 | 289 | 220 | 69 |
| FCL Phillies | 20 | 11 | .645 | 2.5 | 6-4 | W2 | 12-4 | 8-7 | 195 | 151 | 44 |
| FCL Blue Jays | 23 | 22 | .511 | 6.5 | 6-4 | L1 | 11-11 | 12-11 | 313 | 233 | 80 |
| FCL Tigers East | 16 | 27 | .372 | 12.5 | 4-6 | W1 | 8-14 | 8-13 | 213 | 293 | -80 |
| FCL Tigers West | 15 | 28 | .349 | 13.5 | 4-6 | W1 | 7-14 | 8-14 | 166 | 279 | -113 |
| FCL South | W | L | PCT | GB | L10 | STRK | HOME | ROAD | RS | RA | DIFF |
| FCL Rays | 32 | 13 | .711 | - | 8-2 | W7 | 14-8 | 18-5 | 284 | 170 | 114 |
| FCL Pirates Gold | 27 | 12 | .692 | 2.0 | 8-2 | W4 | 12-7 | 15-5 | 231 | 153 | 78 |
| FCL Red Sox | 30 | 15 | .667 | 2.0 | 8-2 | W5 | 17-8 | 13-7 | 266 | 202 | 64 |
| FCL Braves | 22 | 25 | .468 | 11.0 | 3-7 | L5 | 10-13 | 12-12 | 190 | 226 | -36 |
| FCL Pirates Black | 16 | 21 | .432 | 12.0 | 5-5 | L2 | 8-12 | 8-9 | 168 | 201 | -33 |
| FCL Orioles Black | 17 | 24 | .415 | 13.0 | 2-7 | L4 | 7-13 | 10-11 | 187 | 222 | -35 |
| FCL Twins | 17 | 30 | .362 | 16.0 | 4-6 | L1 | 5-17 | 12-13 | 214 | 241 | -27 |
| FCL Orioles Orange | 9 | 30 | .231 | 20.0 | 1-8 | L1 | 3-16 | 6-14 | 164 | 289 | -125 |

DSL Twins (15-22) 7,DSL Tigers (14-23) 0
Sep 4th, 2021

| | | | | | | | | | | | | |
|-------------------|----------|----------|----------|----------|----------|----------|----------|----------|----------|----------|----------|----------|
| | 1 | 2 | 3 | 4 | 5 | 6 | 7 | 8 | 9 | R | H | E |
| DSL Twins | 1 | 0 | 0 | 2 | 1 | 2 | 0 | 1 | 0 | 7 | 8 | 4 |
| DSL Tigers | 0 | 0 | 0 | 0 | 0 | 0 | 0 | 0 | 0 | 0 | 0 | 3 |

| DSL Twins | AB | R | H | RBI | BB | SO | LOB | AVG |
|------------------|-----------|----------|----------|------------|-----------|-----------|------------|-------------|
| Michel, 2B | 2 | 3 | 1 | 1 | 2 | 1 | 2 | .217 |
| De Andrade, SS | 4 | 1 | 2 | 1 | 1 | 1 | 3 | .246 |
| Cruz, 3B | 5 | 0 | 0 | 0 | 0 | 1 | 8 | .211 |
| Perez, CF | 5 | 0 | 1 | 2 | 0 | 1 | 2 | .278 |
| Centeno, RF | 5 | 0 | 0 | 0 | 0 | 3 | 3 | .157 |
| De La Cruz, DH | 3 | 2 | 2 | 0 | 0 | 0 | 0 | .231 |
| Madrigal, LF | 3 | 1 | 1 | 1 | 2 | 2 | 1 | .157 |
| Martinez, 1B | 4 | 0 | 1 | 0 | 1 | 1 | 4 | .219 |
| Rivero, C | 4 | 0 | 0 | 1 | 1 | 3 | 4 | .173 |
| Rojas, P | 0 | 0 | 0 | 0 | 0 | 0 | 0 | .000 |
| Tovar, P | 0 | 0 | 0 | 0 | 0 | 0 | 0 | .000 |
| Paredes, P | 0 | 0 | 0 | 0 | 0 | 0 | 0 | .000 |
| Totals | 35 | 7 | 8 | 6 | 7 | 13 | 27 | .209 |

| DSL Tigers | AB | R | H | RBI | BB | SO | LOB | AVG |
|---------------------|-----------|----------|----------|------------|-----------|-----------|------------|-------------|
| Santana, 3B | 2 | 0 | 0 | 0 | 1 | 1 | 2 | .223 |
| Bastidas, SS | 3 | 0 | 0 | 0 | 1 | 2 | 1 | .164 |
| Lopez, RF | 4 | 0 | 0 | 0 | 0 | 3 | 5 | .124 |
| Bolivar, CF | 4 | 0 | 0 | 0 | 0 | 1 | 2 | .245 |
| Valero, DH | 3 | 0 | 0 | 0 | 0 | 1 | 3 | .267 |
| Bravo, 1B | 2 | 0 | 0 | 0 | 0 | 0 | 1 | .184 |
| a-Rondon, PH | 1 | 0 | 0 | 0 | 0 | 0 | 0 | .308 |
| Bautista, LF | 3 | 0 | 0 | 0 | 0 | 2 | 1 | .164 |
| b-Fana, PH | 1 | 0 | 0 | 0 | 0 | 0 | 0 | .253 |
| Rojas, C | 2 | 0 | 0 | 0 | 1 | 2 | 1 | .222 |
| c-De Los Santos, PH | 1 | 0 | 0 | 0 | 0 | 0 | 0 | .320 |
| Viloria, 2B | 3 | 0 | 0 | 0 | 0 | 1 | 2 | .194 |
| Campos, P | 0 | 0 | 0 | 0 | 0 | 0 | 0 | .000 |
| Salgado, P | 0 | 0 | 0 | 0 | 0 | 0 | 0 | .000 |
| Sirit, P | 0 | 0 | 0 | 0 | 0 | 0 | 0 | .000 |
| Melendez, P | 0 | 0 | 0 | 0 | 0 | 0 | 0 | .000 |
| Boyer, P | 0 | 0 | 0 | 0 | 0 | 0 | 0 | .000 |
| Totals | 29 | 0 | 0 | 0 | 3 | 13 | 18 | .220 |

BATTING
2B : De La Cruz 2 (4, Campos, Sirit); Madrigal (4, Sirit).
TB : De Andrade 2; De La Cruz 4; Madrigal 2; Martinez; Michel; Perez.
RBI : De Andrade (13); Madrigal (5); Michel (13); Perez 2 (9); Rivero (8).
2-out RBI : Perez; Madrigal.
Runners left in scoring position, 2 out : Michel 2; Centeno 3; Martinez; Cruz 2.
Team RISP : 3-for-17.
Team LOB : 11.

BASERUNNING
SB : De Andrade (4, 2nd base off Sirit/Rojas).

FIELDING
E : Cruz 2 (14, throw, throw); Martinez (4, missed catch); Michel (10, throw).
DP : (Cruz-Michel-Martinez).

a-Grounded out for Bravo in the 9th. b-Grounded out for Bautista in the 9th. c-Grounded out for Rojas in the 9th.

BATTING
Runners left in scoring position, 2 out : Valero 2; Lopez 2.
GIDP : Santana.
Team RISP : 0-for-6.
Team LOB : 8.

BASERUNNING
CS : Viloria (1, 2nd base by Rojas/Rivero).

FIELDING
E : Campos 2 (2, throw, pickoff); Sirit (1, pickoff).

| DSL Twins | IP | H | R | ER | BB | SO | HR | ERA |
|------------------|------------|----------|----------|-----------|-----------|-----------|-----------|-------------|
| Rojas | 4.2 | 0 | 0 | 0 | 0 | 9 | 0 | 1.48 |
| Tovar (W, 2-2) | 2.1 | 0 | 0 | 0 | 3 | 2 | 0 | 4.70 |
| Paredes | 2.0 | 0 | 0 | 0 | 0 | 2 | 0 | 5.01 |
| Totals | 9.0 | 0 | 0 | 0 | 3 | 13 | 0 | 4.86 |

| DSL Tigers | IP | H | R | ER | BB | SO | HR | ERA |
|-------------------|------------|----------|----------|-----------|-----------|-----------|-----------|-------------|
| Campos (L, 0-4) | 3.1 | 2 | 3 | 3 | 4 | 5 | 0 | 3.27 |
| Salgado | 0.2 | 0 | 0 | 0 | 2 | 1 | 0 | 5.40 |
| Sirit | 2.0 | 4 | 3 | 3 | 1 | 1 | 0 | 8.31 |
| Melendez | 1.0 | 0 | 0 | 0 | 0 | 2 | 0 | 6.17 |
| Boyer | 2.0 | 2 | 1 | 1 | 0 | 4 | 0 | 5.87 |
| Totals | 9.0 | 8 | 7 | 7 | 7 | 13 | 0 | 5.27 |

WP : Campos; Sirit; Boyer.
HBP : De La Cruz 2 (by Campos, by Melendez); Michel (by Boyer); Santana (by Rojas); Valero (by Rojas); Bravo (by Tovar).
Groundouts-flyouts : Rojas 3-3; Tovar 3-1; Paredes 5-0; Campos 3-2; Salgado 1-0; Sirit 2-0; Melendez 0-1; Boyer 1-1.
Batters faced : Rojas 18; Tovar 10; Paredes 7; Campos 17; Salgado 4; Sirit 11; Melendez 4; Boyer 9.
Inherited runners-scored : Tovar 1-0; Salgado 3-2.
Umpires : HP: Jesus Tovar. 1B: Felix Leguisamo.
Official Scorer : Zoribeth Martinez
Weather : 85 degrees, Sunny
Wind : 1 mph, Calm
First pitch : 10:35 AM
T : 3:45
Venue : TBD
September 4, 2021

DSL Twins Hitting - 2021 - Regular Season - All Players

| # | Player | Team | B | AVG | G | AB | R | H | TB | 2B | 3B | HR | RBI | BB | IBB | SO | SB | CS | OBP | SLG | OPS | PA | SAC | SF | HBP | GIDP | E |
|----------------|---------------|---------|---|-------------|-----------|-------------|------------|------------|------------|-----------|-----------|----------|------------|------------|----------|------------|-----------|-----------|-------------|-------------|-------------|-------------|----------|-----------|-----------|-----------|-----------|
| 27 | Centeno, A | DSL TWI | R | .157 | 26 | 83 | 7 | 13 | 21 | 3 | 1 | 1 | 10 | 11 | 0 | 35 | 2 | 2 | .271 | .253 | .524 | 96 | 0 | 0 | 2 | 0 | 3 |
| 2 | Contreras, D | DSL TWI | R | .071 | 11 | 28 | 2 | 2 | 2 | 0 | 0 | 0 | 2 | 3 | 0 | 13 | 0 | 0 | .257 | .071 | .329 | 35 | 0 | 0 | 4 | 0 | 2 |
| 4 | Cruz, R | DSL TWI | R | .211 | 30 | 114 | 14 | 24 | 36 | 4 | 1 | 2 | 9 | 6 | 1 | 31 | 3 | 0 | .248 | .316 | .564 | 121 | 0 | 1 | 0 | 2 | 14 |
| 13 | De Andrade, D | DSL TWI | R | .246 | 33 | 118 | 13 | 29 | 38 | 7 | 1 | 0 | 13 | 11 | 0 | 21 | 4 | 1 | .341 | .322 | .663 | 135 | 0 | 0 | 6 | 1 | 8 |
| 23 | De La Cruz, J | DSL TWI | L | .231 | 20 | 65 | 11 | 15 | 19 | 4 | 0 | 0 | 7 | 4 | 0 | 21 | 1 | 1 | .320 | .292 | .612 | 75 | 0 | 1 | 5 | 0 | 1 |
| 62 | Del Valle, J | DSL TWI | R | .186 | 22 | 70 | 10 | 13 | 16 | 1 | 1 | 0 | 6 | 6 | 0 | 18 | 2 | 1 | .256 | .229 | .485 | 78 | 0 | 1 | 1 | 1 | 0 |
| 32 | Gervis, D | DSL TWI | L | .212 | 19 | 52 | 5 | 11 | 14 | 1 | 1 | 0 | 3 | 9 | 0 | 16 | 6 | 2 | .339 | .269 | .608 | 62 | 0 | 0 | 1 | 0 | 7 |
| 18 | Madrigal, R | DSL TWI | R | .157 | 25 | 70 | 13 | 11 | 18 | 4 | 0 | 1 | 5 | 8 | 0 | 31 | 6 | 0 | .280 | .257 | .538 | 82 | 0 | 0 | 4 | 1 | 2 |
| 16 | Marino, J | DSL TWI | R | .333 | 14 | 36 | 5 | 12 | 18 | 4 | 1 | 0 | 3 | 2 | 0 | 8 | 2 | 0 | .385 | .500 | .885 | 39 | 0 | 0 | 1 | 0 | 4 |
| 19 | Marrero, K | DSL TWI | R | .295 | 22 | 61 | 8 | 18 | 23 | 3 | 1 | 0 | 6 | 7 | 1 | 19 | 5 | 2 | .419 | .377 | .796 | 74 | 0 | 0 | 6 | 2 | 3 |
| 12 | Martinez, S | DSL TWI | L | .219 | 26 | 73 | 12 | 16 | 23 | 2 | 1 | 1 | 9 | 13 | 0 | 26 | 1 | 1 | .341 | .315 | .656 | 88 | 0 | 1 | 1 | 1 | 4 |
| 11 | Michel, F | DSL TWI | S | .217 | 28 | 92 | 22 | 20 | 30 | 4 | 3 | 0 | 13 | 14 | 0 | 44 | 17 | 5 | .368 | .326 | .694 | 114 | 0 | 0 | 8 | 0 | 10 |
| 9 | Moreno, J | DSL TWI | R | .125 | 10 | 32 | 2 | 4 | 5 | 1 | 0 | 0 | 1 | 3 | 0 | 16 | 0 | 0 | .200 | .156 | .356 | 35 | 0 | 0 | 0 | 0 | 2 |
| 48 | Nunez, J | DSL TWI | R | .000 | 1 | 0 | 0 | 0 | 0 | 0 | 0 | 0 | 0 | 0 | 0 | 0 | 0 | 0 | .000 | .000 | .000 | 0 | 0 | 0 | 0 | 0 | 0 |
| 5 | Perez, I | DSL TWI | L | .278 | 23 | 72 | 10 | 20 | 31 | 2 | 3 | 1 | 9 | 8 | 1 | 14 | 5 | 1 | .373 | .431 | .804 | 83 | 0 | 0 | 3 | 0 | 1 |
| 25 | Rivero, G | DSL TWI | S | .173 | 18 | 52 | 7 | 9 | 13 | 4 | 0 | 0 | 8 | 6 | 0 | 18 | 2 | 0 | .254 | .250 | .504 | 59 | 0 | 1 | 0 | 1 | 6 |
| 15 | Rodriguez, L | DSL TWI | S | .151 | 27 | 73 | 11 | 11 | 23 | 1 | 1 | 3 | 12 | 12 | 1 | 23 | 2 | 0 | .319 | .315 | .634 | 91 | 0 | 0 | 6 | 1 | 6 |
| DSL TWI | | | | .209 | 37 | 1091 | 152 | 228 | 330 | 45 | 15 | 9 | 116 | 123 | 4 | 354 | 58 | 16 | .315 | .302 | .617 | 1267 | 0 | 5 | 48 | 10 | 87 |
| OPP | | | | .208 | 36 | 1087 | 206 | 226 | 321 | 57 | 10 | 6 | 148 | 173 | 1 | 325 | 78 | 25 | .345 | .295 | .641 | 1334 | 1 | 11 | 61 | 13 | |

DSL Twins Pitching - 2021 - Regular Season - All Players

| # | Player | Team | T | W | L | ERA | G | GS | CG | SHO | GF | HLD | SV | SVO | IP | H | R | ER | HR | HB | BB | IBB | SO | AVG | WP | BK | GIDP | TBF |
|----------------|--------------|---------|---|-----------|-----------|-------------|-----------|-----------|----------|----------|-----------|----------|----------|-----------|--------------|------------|------------|------------|----------|-----------|------------|----------|------------|-------------|-----------|-----------|-----------|-------------|
| 38 | Andrade, H | DSL TWI | R | 1 | 0 | 19.13 | 8 | 0 | 0 | 0 | 4 | 0 | 0 | 0 | 8.0 | 15 | 21 | 17 | 0 | 4 | 13 | 0 | 8 | .395 | 10 | 4 | 0 | 56 |
| 65 | Boadas, M | DSL TWI | R | 0 | 0 | 5.40 | 8 | 0 | 0 | 0 | 2 | 0 | 0 | 0 | 18.1 | 14 | 12 | 11 | 0 | 7 | 5 | 0 | 22 | .203 | 4 | 0 | 0 | 83 |
| 26 | Bonilla, J | DSL TWI | R | 0 | 1 | 8.69 | 9 | 0 | 0 | 0 | 2 | 0 | 0 | 2 | 19.2 | 14 | 24 | 19 | 0 | 5 | 15 | 0 | 20 | .177 | 9 | 0 | 0 | 100 |
| 30 | Brito, J | DSL TWI | R | 0 | 1 | 9.00 | 5 | 0 | 0 | 0 | 2 | 0 | 2 | 2 | 4.0 | 2 | 4 | 4 | 1 | 0 | 5 | 0 | 4 | .167 | 1 | 0 | 1 | 17 |
| 39 | Chaviel, E | DSL TWI | L | 0 | 1 | 4.15 | 8 | 3 | 0 | 0 | 2 | 0 | 0 | 0 | 13.0 | 9 | 11 | 6 | 1 | 2 | 7 | 0 | 10 | .173 | 5 | 3 | 0 | 61 |
| 50 | Cleto, T | DSL TWI | R | 1 | 2 | 3.28 | 8 | 8 | 0 | 0 | 0 | 0 | 0 | 0 | 24.2 | 13 | 13 | 9 | 2 | 7 | 9 | 0 | 23 | .155 | 7 | 0 | 1 | 101 |
| 41 | Duran, R | DSL TWI | R | 1 | 2 | 8.82 | 11 | 1 | 0 | 0 | 4 | 1 | 0 | 0 | 16.1 | 25 | 23 | 16 | 0 | 1 | 20 | 1 | 13 | .338 | 3 | 1 | 2 | 96 |
| 33 | Gutierrez, C | DSL TWI | R | 2 | 1 | 2.40 | 10 | 1 | 0 | 0 | 3 | 0 | 0 | 0 | 30.0 | 14 | 9 | 8 | 0 | 2 | 10 | 0 | 37 | .133 | 4 | 2 | 0 | 119 |
| | Huizi, E | DSL TWI | R | 2 | 0 | 3.86 | 8 | 0 | 0 | 0 | 1 | 0 | 0 | 2 | 11.2 | 11 | 6 | 5 | 0 | 3 | 3 | 0 | 12 | .256 | 4 | 0 | 1 | 49 |
| 55 | Jimenez, C | DSL TWI | R | 0 | 1 | 1.80 | 4 | 1 | 0 | 0 | 1 | 1 | 0 | 0 | 5.0 | 2 | 1 | 1 | 0 | 1 | 4 | 0 | 4 | .118 | 2 | 0 | 0 | 22 |
| 17 | Landaeta, Y | DSL TWI | R | 0 | 2 | 5.09 | 8 | 4 | 0 | 0 | 3 | 0 | 1 | 1 | 17.2 | 12 | 12 | 10 | 0 | 5 | 21 | 0 | 28 | .194 | 5 | 1 | 1 | 88 |
| 60 | Maldonado, C | DSL TWI | L | 0 | 1 | 5.19 | 6 | 1 | 0 | 0 | 1 | 0 | 0 | 0 | 8.2 | 10 | 6 | 5 | 0 | 4 | 4 | 0 | 16 | .278 | 2 | 1 | 1 | 44 |
| 16 | Marino, J | DSL TWI | R | 0 | 0 | 19.64 | 3 | 0 | 0 | 0 | 1 | 0 | 0 | 0 | 3.2 | 9 | 8 | 8 | 0 | 2 | 2 | 0 | 4 | .450 | 0 | 0 | 0 | 24 |
| 19 | Marrero, K | DSL TWI | R | 0 | 0 | 0.00 | 3 | 0 | 0 | 0 | 3 | 0 | 0 | 0 | 4.2 | 6 | 3 | 0 | 0 | 2 | 1 | 0 | 2 | .300 | 0 | 0 | 1 | 23 |
| 48 | Nunez, J | DSL TWI | R | 2 | 2 | 1.52 | 7 | 6 | 0 | 0 | 0 | 0 | 0 | 0 | 29.2 | 14 | 6 | 5 | 1 | 2 | 11 | 0 | 40 | .141 | 6 | 0 | 1 | 114 |
| 31 | Olivares, J | DSL TWI | R | 2 | 1 | 3.68 | 6 | 3 | 0 | 0 | 0 | 0 | 0 | 0 | 7.1 | 8 | 3 | 3 | 0 | 1 | 5 | 0 | 8 | .267 | 3 | 2 | 0 | 36 |
| 40 | Paredes, O | DSL TWI | R | 2 | 3 | 5.01 | 10 | 0 | 0 | 0 | 4 | 0 | 0 | 2 | 23.1 | 24 | 13 | 13 | 0 | 3 | 6 | 0 | 22 | .267 | 3 | 1 | 3 | 99 |
| | Polanco, L | DSL TWI | L | 0 | 0 | 0.00 | 1 | 0 | 0 | 0 | 1 | 0 | 1 | 1 | 1.0 | 0 | 0 | 0 | 0 | 0 | 2 | 0 | 2 | .000 | 1 | 0 | 0 | 6 |
| 58 | Rojas, J | DSL TWI | L | 0 | 0 | 1.48 | 9 | 5 | 0 | 0 | 2 | 0 | 1 | 1 | 24.1 | 12 | 13 | 4 | 0 | 5 | 9 | 0 | 32 | .136 | 1 | 2 | 0 | 103 |
| 20 | Soriano, E | DSL TWI | R | 0 | 2 | 12.46 | 4 | 1 | 0 | 0 | 1 | 0 | 0 | 0 | 4.1 | 4 | 7 | 6 | 1 | 1 | 3 | 0 | 4 | .250 | 2 | 0 | 0 | 21 |
| 40 | Tovar, J | DSL TWI | R | 2 | 2 | 4.70 | 8 | 3 | 0 | 0 | 0 | 0 | 0 | 0 | 15.1 | 8 | 11 | 8 | 0 | 4 | 18 | 0 | 14 | .163 | 6 | 1 | 1 | 72 |
| DSL TWI | | | | 15 | 22 | 4.86 | 37 | 37 | 0 | 2 | 37 | 2 | 5 | 11 | 290.2 | 226 | 206 | 157 | 6 | 61 | 173 | 1 | 325 | .208 | 78 | 18 | 13 | 1334 |
| OPP | | | | 21 | 15 | 3.65 | 36 | 37 | 0 | 2 | 37 | 5 | 5 | 11 | 293.2 | 228 | 152 | 119 | 9 | 48 | 123 | 4 | 354 | .209 | 59 | 6 | 10 | 1267 |

Dominican Summer League Standings - 2021 - Regular Season

| | W | L | PCT | GB | L10 | STRK | HOME | ROAD | RS | RA | DIFF |
|--------------------------|----|----|------|------|-----|------|------|-------|-----|-----|------|
| DSL North | | | | | | | | | | | |
| DSL Rangers1 | 26 | 12 | .684 | - | 6-4 | L1 | 15-5 | 11-7 | 234 | 149 | 85 |
| DSL Pirates Black | 23 | 14 | .622 | 2.5 | 8-2 | W1 | 12-6 | 11-8 | 140 | 142 | -2 |
| DSL Red Sox Blue | 23 | 14 | .622 | 2.5 | 7-3 | W2 | 14-5 | 9-9 | 208 | 162 | 46 |
| DSL Dodgers Shoemaker | 17 | 18 | .486 | 7.5 | 4-6 | W1 | 9-8 | 8-10 | 200 | 158 | 42 |
| DSL Rays2 | 17 | 19 | .472 | 8.0 | 5-5 | L1 | 10-7 | 7-12 | 161 | 171 | -10 |
| DSL Royals White | 13 | 18 | .419 | 9.5 | 4-6 | W1 | 10-8 | 3-10 | 132 | 160 | -28 |
| DSL Cubs Blue | 15 | 22 | .405 | 10.5 | 2-8 | L4 | 7-10 | 8-12 | 155 | 189 | -34 |
| DSL Indians Red | 13 | 23 | .361 | 12.0 | 3-7 | W1 | 8-10 | 5-13 | 177 | 228 | -51 |
| DSL South | | | | | | | | | | | |
| DSL Rockies | 25 | 13 | .658 | - | 5-5 | L1 | 12-8 | 13-5 | 198 | 139 | 59 |
| DSL Phillies Red | 22 | 16 | .579 | 3.0 | 8-2 | W2 | 13-7 | 9-9 | 141 | 135 | 6 |
| DSL Angels | 20 | 16 | .556 | 4.0 | 5-5 | W4 | 9-8 | 11-8 | 171 | 137 | 34 |
| DSL Yankees1 | 20 | 17 | .541 | 4.5 | 7-3 | W1 | 9-10 | 11-7 | 233 | 175 | 58 |
| DSL Nationals | 19 | 18 | .514 | 5.5 | 5-5 | L3 | 12-6 | 7-12 | 145 | 123 | 22 |
| DSL Mets1 | 17 | 21 | .447 | 8.0 | 3-7 | L2 | 9-10 | 8-11 | 132 | 188 | -56 |
| DSL Twins | 15 | 22 | .405 | 9.5 | 5-5 | W3 | 6-13 | 9-9 | 152 | 206 | -54 |
| DSL Cardinals Blue | 12 | 26 | .316 | 13.0 | 2-8 | L5 | 5-13 | 7-13 | 158 | 233 | -75 |
| DSL Northeast | | | | | | | | | | | |
| DSL Colorado | 24 | 13 | .649 | - | 5-5 | W3 | 12-6 | 12-7 | 211 | 112 | 99 |
| DSL Mariners | 24 | 14 | .632 | 0.5 | 7-3 | W1 | 13-7 | 11-7 | 215 | 149 | 66 |
| DSL Brewers2 | 19 | 19 | .500 | 5.5 | 5-5 | L2 | 8-12 | 11-7 | 159 | 149 | 10 |
| DSL D-backs2 | 19 | 19 | .500 | 5.5 | 8-2 | W7 | 10-8 | 9-11 | 123 | 172 | -49 |
| DSL Giants Orange | 16 | 16 | .500 | 5.5 | 5-5 | L2 | 10-5 | 6-11 | 147 | 169 | -22 |
| DSL Yankees2 | 18 | 19 | .486 | 6.0 | 4-6 | L4 | 9-9 | 9-10 | 236 | 215 | 21 |
| DSL Orioles2 | 14 | 21 | .400 | 9.0 | 5-5 | W2 | 8-11 | 6-10 | 132 | 213 | -81 |
| DSL Pirates Gold | 11 | 26 | .297 | 13.0 | 3-7 | L1 | 5-14 | 6-12 | 143 | 190 | -47 |
| DSL Northwest | | | | | | | | | | | |
| DSL Royals Blue | 21 | 10 | .677 | - | 9-1 | W6 | 8-6 | 13-4 | 169 | 121 | 48 |
| DSL Indians Blue | 21 | 14 | .600 | 2.0 | 3-7 | L3 | 10-7 | 11-7 | 187 | 181 | 6 |
| DSL Dodgers Bautista | 21 | 15 | .583 | 2.5 | 4-6 | L2 | 9-8 | 12-7 | 189 | 184 | 5 |
| DSL Red Sox Red | 19 | 17 | .528 | 4.5 | 4-6 | L1 | 9-9 | 10-8 | 135 | 147 | -12 |
| DSL Rays1 | 16 | 20 | .444 | 7.5 | 6-4 | W3 | 11-8 | 5-12 | 170 | 144 | 26 |
| DSL Astros | 13 | 21 | .382 | 9.5 | 5-5 | L3 | 6-11 | 7-10 | 147 | 203 | -56 |
| DSL Marlins | 13 | 21 | .382 | 9.5 | 2-8 | L3 | 6-11 | 7-10 | 184 | 194 | -10 |
| DSL Athletics | 11 | 21 | .344 | 10.5 | 5-5 | W2 | 6-11 | 5-10 | 145 | 203 | -58 |
| DSL Baseball City | | | | | | | | | | | |
| DSL Padres | 27 | 10 | .730 | - | 7-3 | W1 | 16-4 | 11-6 | 246 | 201 | 45 |
| DSL Blue Jays | 22 | 14 | .611 | 4.5 | 6-4 | L1 | 11-7 | 11-7 | 197 | 164 | 33 |
| DSL Reds | 17 | 18 | .486 | 9.0 | 5-5 | L2 | 9-7 | 8-11 | 233 | 194 | 39 |
| DSL White Sox | 16 | 22 | .421 | 11.5 | 3-7 | W1 | 9-10 | 7-12 | 150 | 192 | -42 |
| DSL Orioles1 | 12 | 21 | .364 | 13.0 | 4-6 | L1 | 5-10 | 7-11 | 141 | 164 | -23 |
| DSL D-backs1 | 13 | 25 | .342 | 14.5 | 3-7 | L1 | 7-13 | 6-12 | 151 | 195 | -44 |
| DSL San Pedro | | | | | | | | | | | |
| DSL Phillies White | 24 | 13 | .649 | - | 8-2 | L1 | 13-4 | 11-9 | 192 | 133 | 59 |
| DSL Brewers1 | 22 | 16 | .579 | 2.5 | 7-3 | W2 | 12-6 | 10-10 | 191 | 136 | 55 |
| DSL Rangers2 | 22 | 16 | .579 | 2.5 | 7-3 | W1 | 14-4 | 8-12 | 175 | 175 | 0 |
| DSL Cardinals Red | 17 | 18 | .486 | 6.0 | 3-7 | W1 | 10-8 | 7-10 | 165 | 187 | -22 |
| DSL Giants Black | 14 | 17 | .452 | 7.0 | 4-6 | W1 | 12-5 | 2-12 | 160 | 159 | 1 |
| DSL Mets2 | 16 | 20 | .444 | 7.5 | 6-4 | W2 | 9-10 | 7-10 | 129 | 151 | -22 |
| DSL Cubs Red | 16 | 21 | .432 | 8.0 | 6-4 | W1 | 7-12 | 9-9 | 181 | 209 | -28 |
| DSL Tigers | 14 | 23 | .378 | 10.0 | 3-7 | L1 | 8-10 | 6-13 | 170 | 209 | -39 |