







# TWINS MINOR LEAGUE REPORT



Sunday, September 19, 2021

	TEAM	LEVEL	RECORD	YESTERDAY'S SCORE
	St. Paul Saints	TRIPLE-A	61-58; 8.0 GB 3rd in Triple-A East, Midwest Division	L, 5-9 at Indianapolis
	Wichita Wind Surge	DOUBLE-A	68-51; - - GB 1st in Double-A Central, North Division	L, 3-5 vs. Arkansas
	Cedar Rapids Kernels	HIGH-A	66-53; 12.0 GB 2nd in High-A Central, West Division	W, 6-3 at Peoria
	Fort Myers Mighty Mussels	LOW-A	59-54; 13.0 GB 3rd in Low-A Southeast, West Division	G1: W, 3-0 (7) at Tampa G2: L, 5-6 (7) at Tampa
	FCL Twins	ROOKIE	21-38, 22.0 GB 7th in FCL, South Division	W, 4-3 (7) vs. FCL Red Sox
	DSL Twins	DSL	20-29, 11.5 GB 7th in DSL, South Division	G1: L, 5-9 vs. DSL Blue Jays G2: W, 7-2 vs. DSL Blue Jays

Indianapolis Indians (56-62) 9, St. Paul Saints (61-58) 5  
 Sep 18th, 2021

	<b>1</b>	<b>2</b>	<b>3</b>	<b>4</b>	<b>5</b>	<b>6</b>	<b>7</b>	<b>8</b>	<b>9</b>	<b>R</b>	<b>H</b>	<b>E</b>
<b>St. Paul</b>	0	2	0	2	0	1	0	0	0	5	10	0
<b>Indianapolis</b>	0	1	4	4	0	0	0	0	x	9	12	1

St. Paul	AB	R	H	RBI	BB	SO	LOB	AVG	Indianapolis	AB	R	H	RBI	BB	SO	LOB	AVG
Miranda, 3B	5	0	1	0	0	0	3	.338	Oliva, CF	5	0	1	0	0	1	4	.261
Telis, C	5	0	3	0	0	0	1	.301	Chavis, DH	5	2	3	1	0	2	1	.263
Garver, DH	4	0	1	0	0	1	2	.227	Madris, RF	3	1	0	0	2	1	3	.271
a-Hamilton, C, PH	1	0	0	0	0	0	2	.188	Evans, 1B	5	2	1	1	0	2	3	.275
Contreras, CF	3	1	0	0	1	1	3	.256	Owen, 3B	5	3	2	3	0	1	2	.224
Celestino, RF	3	2	0	0	0	1	0	.312	Castillo, D, 2B	3	0	1	1	1	1	0	.281
Kerrigan, LF	4	1	1	0	0	2	3	.262	Sharpe, LF	3	1	1	0	1	1	1	.195
Tomscha, 1B	4	1	1	2	0	1	2	.244	Davis, T, C	4	0	3	3	0	0	0	.247
Johnson, S, 2B	4	0	1	1	0	2	0	.213	Paul, SS	3	0	0	0	1	2	6	.206
Stankiewicz, SS	4	0	2	1	0	1	0	.246	O'Reilly, P	0	0	0	0	0	0	0	.000
Sammons, P	0	0	0	0	0	0	0	.000	Mella, P	0	0	0	0	0	0	0	.000
Hamilton, I, P	0	0	0	0	0	0	0	.000	Alldred, P	0	0	0	0	0	0	0	.000
Gibaut, P	0	0	0	0	0	0	0	.000	<b>Totals</b>	<b>36</b>	<b>9</b>	<b>12</b>	<b>9</b>	<b>5</b>	<b>11</b>	<b>20</b>	<b>.233</b>
Leyer, P	0	0	0	0	0	0	0	.000									
<b>Totals</b>	<b>37</b>	<b>5</b>	<b>10</b>	<b>4</b>	<b>1</b>	<b>9</b>	<b>16</b>	<b>.251</b>									

a-Popped out for Garver in the 9th.

**BATTING**

**2B** : Miranda (20, Alldred).

**3B** : Tomscha (1, Mella).

**TB** : Garver; Johnson, S; Kerrigan; Miranda 2; Stankiewicz 2; Telis 3; Tomscha 3.

**RBI** : Johnson, S (28); Stankiewicz (10); Tomscha 2 (37).

**2-out RBI** : Johnson, S; Stankiewicz.

**Runners left in scoring position, 2 out** : Miranda; Hamilton, C; Contreras.

**GIDP** : Garver; Miranda.

**Team RISP** : 4-for-11.

**Team LOB** : 7.

**BASERUNNING**

**SB** : Kerrigan (7, 2nd base off Mella/Davis, T).

**BATTING**

**2B** : Davis, T (6, Sammons); Evans (9, Hamilton, I).

**HR** : Owen 2 (19, 2nd inning off Sammons, 0 on, 1 out, 4th inning off Hamilton, I, 1 on, 1 out);

Chavis (12, 4th inning off Sammons, 0 on, 1 out).

**TB** : Castillo, D; Chavis 6; Davis, T 4; Evans 2; Oliva; Owen 8; Sharpe.

**RBI** : Castillo, D (6); Chavis (30); Davis, T 3 (21); Evans (9); Owen 3 (52).

**2-out RBI** : Davis, T 3.

**Runners left in scoring position, 2 out** : Madris; Paul 2; Oliva 2; Evans.

**SF** : Castillo, D.

**Team RISP** : 3-for-12.

**Team LOB** : 9.

**BASERUNNING**

**SB** : Oliva (10, 2nd base off Hamilton, I/Telis).

**FIELDING**

**E** : Paul (10, fielding).

**PB** : Davis, T (5).

**DP** : 2 (2 Owen-Castillo, D-Evans).

St. Paul	IP	H	R	ER	BB	SO	HR	ERA	Indianapolis	IP	H	R	ER	BB	SO	HR	ERA
Sammons (L, 1-3)	3.1	7	7	7	3	4	2	6.50	O'Reilly	3.0	2	2	2	1	2	0	5.92
Hamilton, I	1.2	4	2	2	1	5	1	4.23	Mella (W, 2-0)	3.0	3	3	2	0	4	0	7.00
Gibaut	1.0	0	0	0	0	2	0	7.02	Alldred (S, 1)	3.0	5	0	0	0	3	0	1.23
Leyer	2.0	1	0	0	1	0	0	5.77	<b>Totals</b>	<b>9.0</b>	<b>10</b>	<b>5</b>	<b>4</b>	<b>1</b>	<b>9</b>	<b>0</b>	<b>4.42</b>
<b>Totals</b>	<b>8.0</b>	<b>12</b>	<b>9</b>	<b>9</b>	<b>5</b>	<b>11</b>	<b>3</b>	<b>4.57</b>									

**WP** : Mella 2.

**Balk** : Mella.

**HBP** : Celestino (by O'Reilly).

**Pitches-strikes** : Sammons 87-47; Hamilton, I 39-26; Gibaut 11-7; Leyer 25-16; O'Reilly 50-30; Mella 52-37; Alldred 34-25.

**Groundouts-flyouts** : Sammons 4-2; Hamilton, I 0-0; Gibaut 1-0; Leyer 2-3; O'Reilly 2-4; Mella 5-0; Alldred 3-0.

**Batters faced** : Sammons 21; Hamilton, I 10; Gibaut 3; Leyer 8; O'Reilly 13; Mella 13; Alldred 13.

**Inherited runners-scored** : Hamilton, I 1-1.

**Umpires** : HP: Rich Grassa. 1B: Tom Hanahan. 3B: Charlie Ramos.

**Official Scorer** : Kim Rogers

**Weather** : 90 degrees, Partly Cloudy

**Wind** : 3 mph, Calm

**First pitch** : 7:05 PM

**T** : 2:52

**Att** : 7,561

**Venue** : Victory Field

**September 18, 2021**

St. Paul Saints Hitting - 2021 - Regular Season - All Players

#	Player	Team	B	AVG	G	AB	R	H	TB	2B	3B	HR	RBI	BB	IBB	SO	SB	CS	OBP	SLG	OPS	PA	SAC	SF	HBP	GIDP	E
	Albers, A	STP	R	.500	1	2	0	1	1	0	0	0	0	0	0	0	0	0	.500	.500	1.000	2	0	0	0	0	1
2	Arraez, L	STP	L	.250	2	8	2	2	2	0	0	0	2	1	0	0	0	0	.333	.250	.583	9	0	0	0	0	0
50	Astudillo, W	STP	R	.281	22	89	13	25	34	3	0	2	8	3	1	4	3	0	.319	.382	.701	94	0	0	2	5	2
53	Bañuelos, D	STP	R	.213	25	75	10	16	29	3	2	2	10	4	0	26	0	0	.253	.387	.640	79	0	0	0	2	4
13	Blankenhorn, T	OKC	L	.000	3	3	0	0	0	0	0	0	0	0	0	2	0	0	.000	.000	.000	3	0	0	0	0	0
13	Blankenhorn, T	STP	L	.182	3	11	1	2	3	1	0	0	1	2	0	6	0	0	.308	.273	.580	13	0	0	0	0	1
13	Blankenhorn, T	SYR	L	.237	40	131	18	31	63	8	0	8	27	27	1	39	2	2	.373	.481	.854	161	0	1	2	1	1
13	Blankenhorn, T	TAC	L	.250	4	20	1	5	8	0	0	1	4	0	0	5	0	0	.250	.400	.650	20	0	0	0	0	1
13	Blankenhorn, T	4 Teams	L	.230	50	165	20	38	74	9	0	9	32	29	1	52	2	2	.350	.448	.799	197	0	1	2	1	3
27	Boyd, B	STP	L	.182	19	66	14	12	14	2	0	0	5	3	0	19	2	0	.239	.212	.452	71	0	0	2	1	0
9	Broxton, K	NAS	R	.167	5	12	2	2	2	0	0	0	0	0	0	8	0	0	.231	.167	.397	13	0	0	1	0	0
9	Broxton, K	STP	R	.186	73	221	38	41	74	6	0	9	26	30	0	113	10	1	.288	.335	.623	257	0	3	3	1	1
9	Broxton, K	2 Teams	R	.185	78	233	40	43	76	6	0	9	26	30	0	121	10	1	.285	.326	.611	270	0	3	4	1	1
25	Buxton, B	STP	R	.409	7	22	6	9	22	2	1	3	9	2	0	3	0	0	.423	1.000	1.423	26	0	2	0	1	0
65	Cave, J	STP	L	.367	8	30	6	11	15	1	0	1	5	5	0	10	0	1	.472	.500	.972	36	0	0	1	2	0
4	Celestino, G	STP	R	.312	38	141	23	44	70	11	0	5	24	20	1	32	3	0	.409	.496	.905	164	0	0	3	3	3
8	Contreras, M	STP	L	.256	85	308	57	79	156	25	2	16	57	28	2	101	12	4	.338	.506	.845	352	0	4	12	5	0
26	Coulombe, D	STP	L	.000	1	0	0	0	0	0	0	0	0	0	0	0	0	0	.000	.000	.000	0	0	0	0	0	0
13	Descalso, D	STP	L	.093	24	75	9	7	15	2	0	2	4	14	0	31	0	0	.244	.200	.444	90	0	0	1	3	2
8	Encarnacion, Y	STP	L	.200	11	30	1	6	7	1	0	0	2	2	0	14	0	0	.250	.233	.483	32	0	0	0	0	1
47	Garlick, K	STP	R	.286	2	7	0	2	2	0	0	0	1	1	0	1	0	0	.375	.286	.661	8	0	0	0	0	0
40	Garver, M	STP	R	.227	6	22	3	5	5	0	0	0	2	3	0	6	0	0	.346	.227	.573	26	0	0	1	2	0
1	Gordon, N	STP	L	.282	18	71	11	20	31	0	1	3	9	6	0	12	7	2	.338	.437	.774	77	0	0	0	1	4
9	Hamilton, C	STP	R	.188	7	16	1	3	6	0	0	1	3	1	0	6	0	0	.235	.375	.610	17	0	0	0	1	0
27	Jeffers, R	STP	R	.217	24	83	13	18	37	4	0	5	16	16	0	26	0	0	.340	.446	.786	103	0	3	1	4	1
21	Johnson, S	STP	L	.213	58	178	27	38	63	6	2	5	28	34	1	58	1	1	.346	.354	.700	214	0	0	2	3	4
38	Kepler, M	STP	L	.091	3	11	0	1	1	0	0	0	0	0	0	1	0	0	.091	.091	.182	11	0	0	0	1	0
31	Kerrigan, J	STP	R	.262	98	321	56	84	155	14	0	19	54	31	2	122	7	2	.334	.483	.817	362	0	4	6	8	2
11	Kirilloff, A	STP	L	.500	2	6	2	3	9	0	0	2	3	0	0	2	0	0	.500	1.500	2.000	6	0	0	0	0	0
19	Larnach, T	STP	L	.176	14	51	13	9	19	1	0	3	7	6	0	21	0	0	.323	.373	.695	62	0	0	5	2	0
	Lin, T	STP	L	.269	7	26	8	7	8	1	0	0	4	4	0	8	3	0	.367	.308	.674	30	0	0	0	0	1
11	Maggi, D	STP	R	.261	86	284	53	74	138	12	2	16	48	36	0	103	12	5	.364	.486	.850	332	0	1	11	7	7
66	Miranda, J	STP	R	.338	69	296	53	100	165	20	0	15	48	22	1	46	0	1	.390	.557	.948	323	0	1	4	7	9
4	Ozoria, D	STP	S	.000	3	3	0	0	0	0	0	0	0	0	0	1	0	0	.000	.000	.000	3	0	0	0	0	0
56	Peña, R	STP	R	.202	27	84	5	17	27	4	0	2	11	7	0	12	0	0	.269	.321	.590	93	0	1	1	5	3
62	Refsnyder, R	STP	R	.318	18	66	13	21	41	5	0	5	14	12	0	13	0	0	.425	.621	1.046	80	0	1	1	2	0
12	Riddle, J	STP	L	.202	91	317	42	64	102	13	2	7	40	23	1	62	3	3	.269	.322	.590	350	0	3	7	8	8
19	Rooker, B	STP	R	.245	62	220	40	54	124	8	1	20	49	38	2	80	1	2	.367	.564	.931	267	0	3	6	7	1
2	Rortvedt, B	STP	L	.236	30	110	17	26	43	5	0	4	18	7	0	32	0	0	.292	.391	.683	120	0	1	2	3	1
9	Schmidt, K	STP	R	.000	1	1	0	0	0	0	0	0	0	0	0	1	0	0	.000	.000	.000	1	0	0	0	0	0
63	Stankiewicz, D	STP	S	.246	35	114	18	28	40	9	0	1	10	13	0	29	1	0	.320	.351	.671	129	1	1	0	1	3
18	Telis, T	STP	S	.301	90	376	47	113	161	11	2	11	45	22	0	49	5	1	.343	.428	.772	402	0	1	3	6	6
23	Tomscha, D	STP	R	.244	78	262	37	64	110	14	1	10	37	20	0	72	0	1	.313	.420	.732	288	0	0	6	3	4
	Wiel, Z	STP	R	.250	2	8	0	2	2	0	0	0	0	0	0	3	0	0	.250	.250	.500	8	0	0	0	0	1
	<b>STP</b>			<b>.251</b>	<b>119</b>	<b>4011</b>	<b>639</b>	<b>1008</b>	<b>1731</b>	<b>184</b>	<b>16</b>	<b>169</b>	<b>600</b>	<b>416</b>	<b>11</b>	<b>1125</b>	<b>70</b>	<b>24</b>	<b>.332</b>	<b>.432</b>	<b>.763</b>	<b>4537</b>	<b>1</b>	<b>29</b>	<b>80</b>	<b>94</b>	<b>83</b>
	<b>OPP</b>			<b>.246</b>	<b>119</b>	<b>3999</b>	<b>579</b>	<b>983</b>	<b>1633</b>	<b>204</b>	<b>16</b>	<b>138</b>	<b>553</b>	<b>477</b>	<b>3</b>	<b>1075</b>	<b>76</b>	<b>21</b>	<b>.334</b>	<b>.408</b>	<b>.743</b>	<b>4590</b>	<b>18</b>	<b>26</b>	<b>67</b>	<b>69</b>	

St. Paul Saints Pitching - 2021 - Regular Season - All Players

#	Player	Team	T	W	L	ERA	G	GS	CG	SHO	GF	HLD	SV	SVO	IP	H	R	ER	HR	HB	BB	IBB	SO	AVG	WP	BK	GIDP	TBF
	Albers, A	STP	L	6	4	3.86	16	15	0	0	0	0	0	0	91.0	109	49	39	12	4	9	0	78	.288	3	1	4	394
41	Anderson, S	ELP	R	1	0	3.97	8	0	0	0	2	1	1	2	11.1	10	5	5	1	0	2	0	14	.233	2	0	0	45
41	Anderson, S	RR	R	0	0	0.00	2	0	0	0	0	1	0	0	3.0	0	0	0	0	0	1	0	4	.000	0	0	0	10
41	Anderson, S	STP	R	1	0	0.00	5	0	0	0	0	2	0	0	6.0	2	0	0	0	0	3	0	5	.105	0	0	1	22
41	Anderson, S	3 Teams	R	2	0	2.21	15	0	0	0	2	4	1	2	20.1	12	5	5	1	0	6	0	23	.169	2	0	1	77
25	Barnes, C	STP	L	6	4	3.88	15	15	0	0	0	0	0	0	72.0	67	34	31	7	6	24	0	58	.245	1	1	5	307
41	Barracough, K	STP	R	4	1	2.49	21	0	0	0	7	3	0	3	25.1	15	7	7	4	1	10	0	38	.172	1	0	0	100
41	Barracough, K	SWB	R	4	0	3.21	11	0	0	0	1	2	0	0	14.0	5	5	5	2	0	11	0	24	.114	3	0	1	55
41	Barracough, K	2 Teams	R	8	1	2.75	32	0	0	0	8	5	0	3	39.1	20	12	12	6	1	21	0	62	.153	4	0	1	155
62	Burrows, B	STP	R	2	4	5.35	11	8	0	0	0	1	0	0	38.2	33	24	23	9	4	18	0	38	.221	2	0	0	172
62	Burrows, B	TOL	R	1	1	6.23	9	1	0	0	0	2	0	0	17.1	21	12	12	4	0	6	0	17	.296	1	0	0	78
62	Burrows, B	2 Teams	R	3	5	5.63	20	9	0	0	0	3	0	0	56.0	54	36	35	13	4	24	0	55	.245	3	0	0	250
16	Cano, Y	STP	R	2	2	3.80	26	1	0	0	8	4	2	4	45.0	41	20	19	4	2	24	0	48	.246	1	1	3	197
26	Coulombe, D	STP	L	1	1	1.77	14	0	0	0	7	3	2	3	20.1	16	6	4	1	0	3	0	27	.211	0	0	1	79
	Dobnak, R	STP	R	0	1	3.00	4	4	0	0	0	0	0	0	18.0	15	6	6	0	1	10	0	13	.234	0	0	4	75
46	Duran, J	STP	R	0	3	5.06	5	4	0	0	0	0	0	0	16.0	16	9	9	1	0	13	0	22	.258	5	0	2	75
40	Farrell, L	STP	R	0	1	4.00	7	0	0	0	0	1	0	0	9.0	5	4	4	0	2	6	0	16	.167	0	0	0	40
65	García, E	LOU	R	2	0	3.38	24	0	0	0	7	0	1	1	24.0	17	9	9	0	2	13	0	29	.205	5	0	4	98
65	García, E	STP	R	2	1	2.77	10	0	0	0	6	0	1	1	13.0	9	4	4	1	2	11	0	13	.191	4	0	0	60
65	García, E	2 Teams	R	4	1	3.16	34	0	0	0	13	0	2	2	37.0	26	13	13	1	4	24	0	42	.200	9	0	4	158
20	García, J	STP	R	0	0	8.00	3	3	0	0	0	0	0	0	9.0	13	8	8	1	0	4	0	5	.333	1	0	0	43
40	Garza Jr., R	STP	R	0	0	7.36	3	0	0	0	1	0	1	1	3.2	3	3	3	1	1	2	0	5	.214	0	0	0	17
40	Garza Jr., R	SUG	R	2	0	1.26	10	0	0	0	3	2	0	0	14.1	5	2	2	2	1	8	0	17	.104	1	0	0	58
40	Garza Jr., R	2 Teams	R	2	0	2.50	13	0	0	0	4	2	1	1	18.0	8	5	5	3	2	10	0	22	.129	1	0	0	75
57	Gibaut, I	STP	R	1	3	7.02	28	1	0	0	9	1	0	1	41.0	52	32	32	5	2	20	0	48	.306	3	0	4	193
38	Hackimer, T	STP	R	0	0	16.20	6	0	0	0	2	1	1	1	5.0	6	9	9	0	3	15	0	7	.300	1	0	1	38
38	Hackimer, T	SYR	R	0	0	3.00	12	0	0	0	8	1	3	4	12.0	3	4	4	2	5	12	0	17	.077	3	0	1	56
38	Hackimer, T	2 Teams	R	0	0	6.88	18	0	0	0	10	2	4	5	17.0	9	13	13	2	8	27	0	24	.153	4	0	2	94
44	Hamilton, I	STP	R	4	3	4.23	36	3	0	0	11	2	4	5	55.1	44	30	26	5	2	37	0	80	.219	12	0	4	244
	Harvey, J	ABQ	R	0	0	2.63	15	0	0	0	6	5	0	0	13.2	12	4	4	2	0	9	0	20	.245	0	0	1	58
	Harvey, J	STP	R	0	1	18.00	4	0	0	0	2	0	0	1	3.0	6	6	6	2	0	6	0	4	.429	1	0	0	21
	Harvey, J	2 Teams	R	0	1	5.40	19	0	0	0	8	5	0	1	16.2	18	10	10	4	0	15	0	24	.286	1	0	1	79
48	Jax, G	STP	R	4	1	3.76	8	8	0	0	0	0	0	0	40.2	37	17	17	2	0	16	0	36	.242	0	0	0	170
54	Law, D	STP	R	1	0	2.66	15	1	0	0	7	1	4	5	23.2	21	7	7	1	0	8	0	22	.241	1	0	3	95
36	Leyer, R	STP	R	1	4	5.77	33	1	0	0	11	1	0	3	43.2	37	30	28	9	3	28	1	49	.224	2	0	1	198
99	Maeda, K	STP	R	0	0	2.25	1	1	0	0	0	0	0	0	4.0	1	1	1	1	0	1	0	5	.077	0	0	0	14
38	Mason, R	STP	R	1	0	3.78	11	0	0	0	3	2	0	0	16.2	11	7	7	1	2	10	0	22	.180	0	0	1	74
32	Minaya, J	STP	R	2	3	3.41	17	0	0	0	2	1	0	1	29.0	29	14	11	3	4	15	0	37	.254	6	0	4	135
64	Moran, J	STP	L	2	1	3.03	15	0	0	0	3	0	1	4	29.2	14	11	10	3	3	18	2	45	.140	2	1	2	122
16	Mullenbach, M	STP	R	0	0	0.00	1	0	0	0	1	0	0	0	2.0	2	0	0	0	0	1	0	0	.250	0	0	0	9
67	Nittoli, V	STP	R	0	1	5.40	3	0	0	0	1	0	0	1	3.1	1	2	2	1	0	2	0	3	.100	1	0	1	12
67	Nittoli, V	TAC	R	3	3	5.61	23	6	0	0	3	2	0	0	33.2	36	22	21	7	3	7	1	41	.275	5	1	3	142
67	Nittoli, V	2 Teams	R	3	4	5.59	26	6	0	0	4	2	0	1	37.0	37	24	23	8	3	9	1	44	.262	6	1	4	154
52	Nunn, C	STP	L	0	1	2.84	11	0	0	0	5	2	0	0	12.2	8	6	4	1	0	11	0	13	.174	2	0	0	57
20	Ober, B	STP	R	1	0	2.81	4	4	0	0	0	0	0	0	16.0	13	5	5	0	0	5	0	21	.217	0	0	1	65
58	Pineda, M	STP	R	0	1	9.00	1	1	0	0	0	0	0	0	4.0	4	5	4	0	0	3	0	1	.267	1	0	0	20
20	Ryan, J	DUR	R	4	3	3.63	12	11	0	0	0	0	0	0	57.0	35	25	23	8	3	10	0	75	.175	3	0	4	215
20	Ryan, J	STP	R	0	0	2.00	2	2	0	0	0	0	0	0	9.0	5	2	2	1	0	2	0	17	.161	0	0	1	34
20	Ryan, J	2 Teams	R	4	3	3.41	14	13	0	0	0	0	0	0	66.0	40	27	25	9	3	12	0	92	.173	3	0	5	249
45	Sammons, B	STP	L	1	3	6.50	11	8	0	0	0	0	0	0	44.1	50	34	32	11	2	30	0	27	.286	3	0	4	211
39	Shepherd, C	STP	R	7	6	5.75	24	17	0	0	1	1	0	0	97.0	130	67	62	18	1	29	0	59	.325	3	0	13	434
27	Shoemaker, M	SAC	R	3	3	5.70	7	6	0	0	1	0	0	1	36.1	41	23	23	7	3	6	0	37	.287	2	0	1	154
27	Shoemaker, M	STP	R	1	0	1.80	4	3	0	0	0	0	0	0	20.0	12	4	4	1	2	8	0	17	.182	2	0	1	78
27	Shoemaker, M	2 Teams	R	4	3	4.31	11	9	0	0	1	0	0	1	56.1	53	27	27	8	5	14	0	54	.254	4	0	2	232
38	Sparkman, G	STP	R	0	0	3.00	2	0	0	0	0	0	0	0	3.0	2	1	1	1	0	0	0	6	.182	0	0	0	11
63	Stankiewicz, D	STP	R	0	0	18.00	1	0	0	0	1	0	0	0	1.0	4	3	2	1	0	0	0	1	.500	0	0	0	8
40	Stashak, C	STP	R	0	0	0.00	2	0	0	0	1	0	0	0	2.1	2	0	0	0	0	0	0	3	.222	0	0	0	9
26	Strotman, D	DUR	R	7	2	3.39	13	12	0	0	0	0	0	1	58.1	50	25	22	3	1	33	0	62	.235	2	0	7	251
26	Strotman, D	STP	R	2	1	6.49	9	9	0	0	0	0	0	0	43.0	47	31	31	9	1	22	0	36	.276	3	0	3	195
26	Strotman, D	2 Teams	R	9	3	4.71	22	21	0	0	0	0	0	1	101.1	97	56	53	12	2	55	0	98	.253	5	0	10	446
43	Thorpe, L	STP	L	1	2	4.76	6	2	0	0	0	2	0	1	17.0	12	9	9	1	1	7	0	12	.190	0	0	2	71
55	Vasquez, A	OKC	L	0	0	3.00	3	0	0	0	0	1	0	0	3.0	3	1	1	0	0	2	0						

Triple-A East Standings - 2021 - Regular Season

<b>AAA-E Northeast</b>	<b>W</b>	<b>L</b>	<b>PCT</b>	<b>GB</b>	<b>L10</b>	<b>STRK</b>	<b>HOME</b>	<b>ROAD</b>	<b>RS</b>	<b>RA</b>	<b>DIFF</b>
Buffalo	70	46	.603	-	5-5	L3	39-21	31-25	582	442	140
Scranton/WB	67	49	.578	3.0	7-3	W1	31-28	36-21	624	491	133
Worcester	66	51	.564	4.5	6-4	W1	32-27	34-24	544	561	-17
Lehigh Valley	52	65	.444	18.5	4-6	L1	29-30	23-35	531	608	-77
Rochester	47	68	.409	22.5	4-6	W3	25-31	22-37	502	588	-86
Syracuse	46	69	.400	23.5	4-6	L1	21-34	25-35	542	635	-93
<b>AAA-E Southeast</b>	<b>W</b>	<b>L</b>	<b>PCT</b>	<b>GB</b>	<b>L10</b>	<b>STRK</b>	<b>HOME</b>	<b>ROAD</b>	<b>RS</b>	<b>RA</b>	<b>DIFF</b>
Durham	76	43	.639	-	7-3	W1	40-20	36-23	684	451	233
Jacksonville	68	51	.571	8.0	6-4	W1	32-28	36-23	529	538	-9
Gwinnett	67	51	.568	8.5	6-4	L3	34-24	33-27	581	471	110
Nashville	63	55	.534	12.5	7-3	W3	36-24	27-31	565	533	32
Memphis	57	62	.479	19.0	6-4	W4	33-26	24-36	540	623	-83
Norfolk	48	71	.403	28.0	4-6	L1	29-30	19-41	484	610	-126
Charlotte	45	74	.378	31.0	3-7	L1	24-35	21-39	554	654	-100
<b>AAA-E Midwest</b>	<b>W</b>	<b>L</b>	<b>PCT</b>	<b>GB</b>	<b>L10</b>	<b>STRK</b>	<b>HOME</b>	<b>ROAD</b>	<b>RS</b>	<b>RA</b>	<b>DIFF</b>
Toledo	69	50	.580	-	6-4	L2	40-19	29-31	655	538	117
Omaha	65	54	.546	4.0	4-6	W1	33-26	32-28	647	655	-8
St. Paul	61	58	.513	8.0	5-5	L2	33-27	28-31	639	579	60
Indianapolis	56	62	.475	12.5	4-6	W2	31-28	25-34	538	577	-39
Columbus	55	62	.470	13.0	4-6	W2	27-32	28-30	557	645	-88
Louisville	50	68	.424	18.5	4-6	L4	28-31	22-37	484	514	-30
Iowa	50	69	.420	19.0	5-5	L1	21-39	29-30	553	622	-69

Arkansas Travelers (64-55) 5,Wichita Wind Surge (68-51) 3  
 Sep 18th, 2021

	<b>1</b>	<b>2</b>	<b>3</b>	<b>4</b>	<b>5</b>	<b>6</b>	<b>7</b>	<b>8</b>	<b>9</b>	<b>R</b>	<b>H</b>	<b>E</b>
<b>Arkansas</b>	0	0	1	0	1	2	0	1	0	5	8	2
<b>Wichita</b>	0	0	0	0	0	0	3	0	0	3	4	0

Arkansas	AB	R	H	RBI	BB	SO	LOB	AVG	Wichita	AB	R	H	RBI	BB	SO	LOB	AVG
Larsen, LF-1B	4	0	1	1	0	1	0	.278	Martin, SS	4	0	1	0	0	1	0	.242
Rodríguez, CF	3	2	1	0	1	0	1	.355	Burt, 2B	4	0	1	0	0	2	1	.295
DeLoach, RF	4	1	2	0	0	1	0	.232	Morales, 1B	4	0	0	0	0	2	1	.306
Rizzo, DH	2	0	0	0	0	0	0	.248	Steer, 3B	4	0	0	0	0	2	1	.237
a-Scheiner, PH-DH	1	0	1	3	0	0	0	.254	Palacios, DH	3	1	1	0	1	1	0	.259
Polcovich, 2B	4	0	1	0	0	1	2	.134	De La Trinidad, LF	3	0	0	0	1	1	2	.266
Frick, 2B	0	0	0	0	0	0	0	.239	Cabrera, L, RF	2	1	0	0	1	1	1	.235
Cowan, 3B	4	0	0	0	0	1	3	.259	a-Cabbage, PH	0	0	0	0	1	0	0	.263
Honeyman, 1B	2	1	1	0	0	0	0	.240	Whitefield, CF	3	1	1	2	1	0	2	.254
b-Wrenn, PH-LF	2	0	0	0	0	0	1	.244	Berman, C	2	0	0	1	0	0	1	.179
Sheaffer, C	3	0	0	0	1	0	1	.278	b-Bechtold, PH	1	0	0	0	0	1	2	.239
Caballero, SS	4	1	1	1	0	1	2	.167	Schulfer, P	0	0	0	0	0	0	0	.000
Kirby, P	0	0	0	0	0	0	0	.000	Sisk, P	0	0	0	0	0	0	0	.000
Kober, P	0	0	0	0	0	0	0	.000	Lujan, P	0	0	0	0	0	0	0	.000
Stryffeler, P	0	0	0	0	0	0	0	.000	Osnowitz, P	0	0	0	0	0	0	0	.000
Sweet, P	0	0	0	0	0	0	0	.000	<b>Totals</b>	<b>30</b>	<b>3</b>	<b>4</b>	<b>3</b>	<b>5</b>	<b>11</b>	<b>11</b>	<b>.256</b>
<b>Totals</b>	<b>33</b>	<b>5</b>	<b>8</b>	<b>5</b>	<b>2</b>	<b>5</b>	<b>10</b>	<b>.236</b>									

a-Doubled for Rizzo in the 6th. b-Flied out for Honeyman in the 6th.

**BATTING**

**2B** : Honeyman (16, Schulfer); Polcovich (4, Schulfer); Scheiner (20, Sisk).  
**HR** : Caballero (1, 5th inning off Schulfer, 0 on, 2 out).  
**TB** : Caballero 4; DeLoach 2; Honeyman 2; Larsen; Polcovich 2; Rodríguez; Scheiner 2.  
**RBI** : Caballero (2); Larsen (32); Scheiner 3 (59).  
**2-out RBI** : Caballero; Larsen.  
**Runners left in scoring position, 2 out** : Wrenn; Cowan.  
**SF** : Scheiner.  
**GIDP** : Caballero.  
**Team RISP** : 4-for-10.  
**Team LOB** : 4.

**BASERUNNING**

**SB** : Rodríguez 2 (16, 2nd base off Sisk/Berman, 2nd base off Osnowitz/Berman).

**FIELDING**

**E** : Sheaffer (2, throw); Larsen (1, fielding).

**BATTING**

**TB** : Burt; Martin; Palacios; Whitefield.  
**RBI** : Berman (14); Whitefield 2 (58).  
**Runners left in scoring position, 2 out** : Steer; Berman; Burt; Bechtold.  
**SF** : Berman.  
**Team RISP** : 1-for-7.  
**Team LOB** : 6.

**BASERUNNING**

**SB** : Martin (5, 2nd base off Kirby/Sheaffer); Whitefield (34, 2nd base off Kirby/Sheaffer); Palacios 2 (18, 2nd base off Kober/Sheaffer, 3rd base off Kober/Sheaffer); Cabrera, L (5, 2nd base off Kober/Sheaffer).

**FIELDING**

**DP** : (Morales-Martin).

Arkansas	IP	H	R	ER	BB	SO	HR	ERA	Wichita	IP	H	R	ER	BB	SO	HR	ERA
Kirby (W, 1-1)	5.2	2	0	0	2	6	0	2.77	Schulfer (L, 6-8)	5.0	4	2	2	0	3	1	4.34
Kober	1.1	2	3	2	1	1	0	3.40	Sisk	0.2	2	2	2	1	2	0	4.24
Stryffeler (H, 7)	1.1	0	0	0	1	3	0	2.09	Lujan	1.1	0	0	0	0	0	0	3.62
Sweet (S, 1)	0.2	0	0	0	1	1	0	4.74	Osnowitz	2.0	2	1	1	1	0	0	4.68
<b>Totals</b>	<b>9.0</b>	<b>4</b>	<b>3</b>	<b>2</b>	<b>5</b>	<b>11</b>	<b>0</b>	<b>4.06</b>	<b>Totals</b>	<b>9.0</b>	<b>8</b>	<b>5</b>	<b>5</b>	<b>2</b>	<b>5</b>	<b>1</b>	<b>4.35</b>

**WP** : Stryffeler.  
**Pitches-strikes** : Kirby 91-62; Kober 25-14; Stryffeler 24-14; Sweet 17-10; Schulfer 58-39; Sisk 20-12; Lujan 18-14; Osnowitz 28-17.

**Groundouts-flyouts** : Kirby 7-2; Kober 0-2; Stryffeler 1-0; Sweet 0-1; Schulfer 3-5; Sisk 0-0; Lujan 2-1; Osnowitz 4-1.

**Batters faced** : Kirby 21; Kober 7; Stryffeler 5; Sweet 3; Schulfer 19; Sisk 5; Lujan 4; Osnowitz 8.

**Inherited runners-scored** : Kober 1-0; Sweet 1-0; Lujan 1-0.

**Umpires** : HP: Ben Fernandez. 1B: Evin Johnson. 3B: Isaias Barba.

**Official Scorer** : David Glennemeier

**Weather** : 90 degrees, Clear

**Wind** : 10 mph, R To L

**First pitch** : 6:09 PM

**T** : 3:05

**Att** : 5,082

**Venue** : Riverfront Stadium

**September 18, 2021**

Wichita Wind Surge Hitting - 2021 - Regular Season - All Players

#	Player	Team	B	AVG	G	AB	R	H	TB	2B	3B	HR	RBI	BB	IBB	SO	SB	CS	OBP	SLG	OPS	PA	SAC	SF	HBP	GIDP	E
9	Bañuelos, D	WCH	R	.185	15	54	7	10	12	2	0	0	4	3	0	19	0	0	.237	.222	.460	59	0	1	1	1	1
5	Bechtold, A	WCH	R	.239	98	347	54	83	157	23	0	17	47	45	0	128	1	1	.328	.452	.781	396	0	2	2	6	7
49	Berman, S	TUL	R	.165	36	115	10	19	27	5	0	1	9	19	0	18	0	0	.309	.235	.544	140	1	0	5	8	2
49	Berman, S	WCH	R	.263	6	19	1	5	9	1	0	1	5	0	0	7	0	0	.250	.474	.724	20	0	1	0	2	1
49	Berman, S	2 Teams	R	.179	42	134	11	24	36	6	0	2	14	19	0	25	0	0	.302	.269	.570	160	1	1	5	10	3
45	Boyd, B	WCH	L	.319	66	260	50	83	143	13	1	15	62	21	1	49	8	0	.373	.550	.923	287	0	3	3	4	2
9	Burt, D	AMA	R	.200	11	35	3	7	8	1	0	0	0	4	0	12	2	1	.282	.229	.511	39	0	0	0	0	1
9	Burt, D	WCH	R	.314	53	175	32	55	75	9	1	3	17	25	0	45	19	6	.396	.429	.825	203	1	2	0	4	5
9	Burt, D	2 Teams	R	.295	64	210	35	62	83	10	1	3	17	29	0	57	21	7	.378	.395	.773	242	1	2	0	4	6
12	Cabbage, T	WCH	L	.263	67	240	40	63	128	9	1	18	48	30	1	109	2	0	.348	.533	.881	273	0	1	2	0	3
17	Cabrera, L	WCH	R	.235	52	170	37	40	82	7	1	11	33	26	1	65	5	1	.335	.482	.817	198	1	1	0	8	3
1	Celestino, G	WCH	R	.250	21	84	10	21	32	5	0	2	7	11	0	24	0	1	.344	.381	.725	96	0	0	1	1	0
1	Contreras, M	WCH	L	.269	19	67	10	18	30	4	1	2	11	9	0	22	3	0	.355	.448	.803	76	0	0	0	1	0
15	De La Trinidad, E	WCH	L	.266	79	286	38	76	118	11	2	9	39	20	0	80	4	2	.342	.413	.754	325	0	2	14	0	4
12	Encarnacion, Y	WCH	L	.125	14	48	5	6	7	1	0	0	7	6	0	16	2	1	.218	.146	.364	55	0	1	0	1	2
20	Garland, N	WCH	R	.200	4	10	1	2	5	0	0	1	1	0	0	5	0	0	.200	.500	.700	10	0	0	0	0	0
8	Hamilton, C	WCH	R	.192	67	203	24	39	73	8	1	8	28	41	0	79	4	1	.327	.360	.686	248	0	3	1	4	9
21	Johnson, S	WCH	L	.107	11	28	6	3	5	2	0	0	3	6	0	7	1	0	.306	.179	.484	36	0	0	2	1	0
8	Kerrigan, J	WCH	R	.125	2	8	0	1	3	0	1	0	0	0	0	3	0	0	.125	.375	.500	8	0	0	0	0	0
50	Lau, A	WCH	R	.000	1	0	0	0	0	0	0	0	0	0	0	0	0	0	.000	.000	.000	0	0	0	0	0	0
20	Martin, A	NH	R	.281	56	196	43	55	75	10	2	2	16	37	0	53	9	3	.424	.383	.807	250	0	3	14	1	10
20	Martin, A	WCH	R	.242	36	132	21	32	47	6	0	3	19	20	0	30	5	1	.380	.356	.736	163	0	1	10	4	6
20	Martin, A	2 Teams	R	.265	92	328	64	87	122	16	2	5	35	57	0	83	14	4	.407	.372	.779	413	0	4	24	5	16
22	Miranda, J	WCH	R	.345	47	194	36	67	114	8	0	13	38	17	2	25	4	2	.408	.588	.996	218	0	2	5	5	4
11	Mooney, P	WCH	L	.163	36	129	11	21	29	0	1	2	12	14	0	31	1	1	.245	.225	.470	143	0	0	0	3	3
25	Morales, R	WCH	R	.306	86	330	40	101	120	14	1	1	33	34	0	46	4	4	.376	.364	.739	370	0	2	4	14	7
4	Palacios, J	WCH	R	.259	109	405	69	105	179	17	0	19	54	46	0	107	18	8	.342	.442	.784	463	1	4	7	11	14
20	Santiago, W	WCH	L	.218	18	55	6	12	18	3	0	1	6	2	0	6	0	0	.246	.327	.573	57	0	0	0	0	2
43	Snyder, G	WCH	L	.000	4	12	0	0	0	0	0	0	0	0	0	6	0	0	.000	.000	.000	12	0	0	0	1	1
22	Steer, S	WCH	R	.237	64	245	44	58	111	10	2	13	37	20	1	72	4	0	.302	.453	.755	275	0	5	5	5	6
21	Tomscha, D	WCH	R	.250	5	16	4	4	5	1	0	0	3	2	0	6	1	0	.368	.313	.681	19	0	0	1	1	0
2	Whitefield, A	WCH	R	.254	110	393	62	100	137	11	4	6	58	42	1	112	34	11	.326	.349	.674	447	1	7	3	8	3
1	Williams, C	WCH	R	.225	28	89	17	20	36	5	1	3	15	13	0	33	0	0	.321	.404	.725	106	0	3	1	0	2
<b>WCH</b>				<b>.256</b>	<b>119</b>	<b>3999</b>	<b>625</b>	<b>1025</b>	<b>1675</b>	<b>170</b>	<b>18</b>	<b>148</b>	<b>587</b>	<b>453</b>	<b>7</b>	<b>1132</b>	<b>120</b>	<b>40</b>	<b>.338</b>	<b>.419</b>	<b>.757</b>	<b>4563</b>	<b>4</b>	<b>41</b>	<b>62</b>	<b>85</b>	<b>102</b>
<b>OPP</b>				<b>.237</b>	<b>119</b>	<b>3963</b>	<b>571</b>	<b>939</b>	<b>1526</b>	<b>141</b>	<b>19</b>	<b>136</b>	<b>525</b>	<b>526</b>	<b>2</b>	<b>1203</b>	<b>115</b>	<b>47</b>	<b>.334</b>	<b>.385</b>	<b>.719</b>	<b>4586</b>	<b>8</b>	<b>23</b>	<b>62</b>	<b>68</b>	

Wichita Wind Surge Pitching - 2021 - Regular Season - All Players

#	Player	Team	T	W	L	ERA	G	GS	CG	SHO	GF	HLD	SV	SVO	IP	H	R	ER	HR	HB	BB	IBB	SO	AVG	WP	BK	GIDP	TBF
18	Acosta, M	WCH	R	0	0	0.00	1	0	0	0	1	0	0	0	3.0	1	1	0	0	0	1	0	2	.100	0	0	0	11
31	Balazovic, J	WCH	R	5	4	3.62	20	20	0	0	0	0	0	0	97.0	98	48	39	9	5	38	0	102	.255	5	0	6	429
38	Beck, T	WCH	R	1	2	4.21	5	2	0	0	1	0	0	0	25.2	22	13	12	6	1	14	0	27	.234	2	0	1	109
30	Cano, Y	WCH	R	3	1	1.47	12	0	0	0	9	0	1	2	18.1	17	7	3	1	1	5	1	28	.227	0	0	1	81
44	Chalmers, D	TNS	R	2	5	5.37	15	14	0	0	0	1	0	0	57.0	47	34	34	9	5	35	0	63	.221	4	0	3	253
44	Chalmers, D	WCH	R	0	0	9.49	5	2	0	0	0	0	0	1	12.1	10	15	13	5	1	15	0	13	.217	0	0	1	63
44	Chalmers, D	2 Teams	R	2	5	6.10	20	16	0	0	0	1	0	1	69.1	57	49	47	14	6	50	0	76	.220	4	0	4	316
12	Cheshire, J	WCH	R	0	0	4.50	2	0	0	0	1	0	0	0	2.0	4	1	1	0	0	3	0	2	.500	0	0	0	11
48	Faucher, C	MTG	R	0	0	0.00	2	0	0	0	1	0	1	1	4.2	2	0	0	0	0	0	0	4	.125	0	0	0	16
48	Faucher, C	WCH	R	1	1	7.04	19	0	0	0	3	2	1	1	30.2	39	29	24	6	1	24	0	42	.310	4	0	4	152
48	Faucher, C	2 Teams	R	1	1	6.11	21	0	0	0	4	2	2	2	35.1	41	29	24	6	1	24	0	46	.289	4	0	4	168
30	Funderburk, K	WCH	L	3	0	1.25	7	0	0	0	5	0	3	3	21.2	13	7	3	1	1	7	0	23	.169	1	0	4	85
21	García, J	WCH	R	1	2	5.08	12	5	0	0	2	0	0	0	28.1	35	19	16	4	4	19	0	31	.310	1	0	4	137
46	Gilmartin, S	WCH	L	1	0	12.27	3	0	0	0	0	0	0	0	3.2	5	5	5	0	0	4	0	5	.294	0	0	0	21
11	Gore, J	WCH	R	3	1	1.33	19	0	0	0	16	3	6	7	27.0	13	4	4	1	1	11	0	30	.143	3	0	1	103
36	Gross, B	WCH	R	0	2	5.79	3	0	0	0	0	0	0	0	9.1	13	6	6	1	0	7	0	12	.361	2	0	1	43
17	Hackimer, T	BNG	R	0	1	5.14	9	0	0	0	6	1	1	3	14.0	10	8	8	1	5	5	0	16	.200	1	0	2	60
17	Hackimer, T	WCH	R	2	0	0.00	4	0	0	0	1	1	0	0	7.1	5	0	0	0	2	1	0	11	.200	0	0	0	28
17	Hackimer, T	2 Teams	R	2	1	3.38	13	0	0	0	7	2	1	3	21.1	15	8	8	1	7	6	0	27	.200	1	0	2	88
	Koch, B	WCH	R	1	0	4.73	9	0	0	0	2	1	1	2	13.1	13	9	7	2	3	6	0	14	.260	1	0	2	60
33	Kuzia, J	FRI	R	1	1	40.50	3	0	0	0	0	0	0	0	2.0	6	9	9	0	1	6	1	0	.545	0	0	1	18
33	Kuzia, J	WCH	R	0	0	9.00	6	0	0	0	3	1	0	0	5.0	5	5	5	1	2	5	0	6	.263	1	0	0	26
33	Kuzia, J	2 Teams	R	1	1	18.00	9	0	0	0	3	1	0	0	7.0	11	14	14	1	3	11	1	6	.367	1	0	1	44
50	Lau, A	POR	R	1	0	4.50	7	0	0	0	1	0	0	0	8.0	8	5	4	2	0	3	0	10	.258	0	0	0	34
50	Lau, A	WCH	R	3	0	5.08	22	2	0	0	8	1	1	3	33.2	28	19	19	6	3	15	0	31	.219	1	0	2	146
50	Lau, A	2 Teams	R	4	0	4.97	29	2	0	0	9	1	1	3	41.2	36	24	23	8	3	18	0	41	.226	1	0	2	180
35	Lujan, H	WCH	R	3	2	3.62	18	0	0	0	6	1	0	0	32.1	25	13	13	8	2	9	0	33	.208	1	1	1	131
44	Manoah Jr., E	WCH	R	1	1	4.97	10	0	0	0	6	1	1	2	12.2	9	7	7	2	0	7	0	17	.191	4	0	0	54
39	Mason, R	WCH	R	3	2	2.29	25	0	0	0	16	0	6	6	35.1	31	14	9	3	4	18	0	38	.230	3	0	1	158
41	Milbrath, J	WCH	R	0	0	10.00	6	0	0	0	1	0	0	1	9.0	8	11	10	0	0	14	0	12	.242	4	0	0	47
	Mitchell, J	WCH	L	1	1	4.05	4	0	0	0	3	0	1	1	6.2	6	5	3	1	0	1	0	4	.231	0	0	0	28
25	Morales, R	WCH	R	0	0	0.00	1	0	0	0	1	0	0	0	0.1	1	0	0	0	0	0	0	0	.500	0	0	0	2
18	Moran, J	WCH	L	2	1	1.91	20	0	0	0	7	2	2	2	37.2	14	8	8	3	0	14	0	64	.112	1	0	2	139
13	Neff, Z	WCH	L	8	3	4.78	31	0	0	0	8	2	2	3	52.2	41	30	28	9	4	19	0	54	.208	3	1	2	224
18	Nunn, C	MIS	L	0	2	4.24	14	0	0	0	3	3	1	1	17.0	10	8	8	2	1	12	0	26	.172	3	0	1	72
18	Nunn, C	WCH	L	0	0	4.91	5	0	0	0	3	0	1	2	7.1	6	4	4	1	0	7	0	10	.222	1	0	0	34
18	Nunn, C	2 Teams	L	0	2	4.44	19	0	0	0	6	3	2	3	24.1	16	12	12	3	1	19	0	36	.188	4	0	1	106
51	Osnowitz, M	AMA	R	0	1	2.16	8	0	0	0	2	0	0	0	8.1	5	2	2	2	1	5	0	10	.179	0	0	2	34
51	Osnowitz, M	WCH	R	1	1	5.55	15	0	0	0	5	3	0	1	24.1	27	16	15	2	0	22	1	26	.297	3	0	6	115
51	Osnowitz, M	2 Teams	R	1	2	4.68	23	0	0	0	7	3	0	1	32.2	32	18	17	4	1	27	1	36	.269	3	0	8	149
40	Phillips, A	WCH	R	2	4	5.55	29	0	0	0	9	4	1	4	48.2	50	31	30	9	2	13	0	52	.258	2	0	2	210
47	Rozek, A	WCH	L	1	0	0.00	1	0	0	0	0	0	0	0	3.0	2	0	0	0	0	0	0	2	.200	0	0	0	10
57	Salinas, J	WCH	R	0	0	7.36	13	0	0	0	2	1	1	1	18.1	18	15	15	6	2	21	0	15	.261	0	0	3	92
36	Sammons, B	WCH	L	3	4	6.44	14	12	0	0	0	0	0	0	58.2	51	43	42	13	5	29	0	67	.236	5	0	3	254
26	Sands, C	WCH	R	4	2	2.46	19	18	0	0	0	0	0	0	80.1	59	27	22	6	5	35	0	96	.203	0	0	4	334
24	Schuller, A	WCH	R	6	8	4.34	24	24	0	0	0	0	0	0	110.0	109	61	53	7	9	49	0	105	.260	8	0	13	485
39	Sisk, E	SPR	L	2	0	3.60	16	0	0	0	4	2	1	3	20.0	19	12	8	2	5	12	1	28	.244	1	0	0	96
39	Sisk, E	WCH	L	1	1	4.87	13	0	0	0	0	5	0	1	20.1	22	14	11	2	1	15	0	23	.265	2	0	1	100
39	Sisk, E	2 Teams	L	3	1	4.24	29	0	0	0	4	7	1	4	40.1	41	26	19	4	6	27	1	51	.255	3	0	1	196
32	Vallimont, C	WCH	R	5	7	6.03	21	21	0	0	0	0	0	0	91.0	91	64	61	15	2	61	0	130	.258	8	1	2	418
38	Whalen, R	WCH	R	0	0	9.00	1	0	0	0	0	0	0	0	2.0	2	2	2	1	1	1	0	2	.286	0	0	0	9
36	Winder, J	WCH	R	3	0	1.98	10	10	0	0	0	0	0	0	54.2	41	12	12	5	0	10	0	65	.208	2	0	1	208
33	Woods Richardson, S	NH	R	2	4	5.76	11	11	0	0	0	0	0	0	45.1	42	33	29	5	1	26	0	67	.246	7	0	1	202
33	Woods Richardson, S	WCH	R	0	1	9.00	3	3	0	0	0	0	0	0	6.0	5	6	6	0	0	6	0	9	.227	0	1	0	29
33	Woods Richardson, S	2 Teams	R	2	5	6.14	14	14	0	0	0	0	0	0	51.1	47	39	35	5	1	32	0	76	.244	7	1	1	231
	<b>WCH</b>			<b>68</b>	<b>51</b>	<b>4.35</b>	<b>119</b>	<b>119</b>	<b>0</b>	<b>8</b>	<b>119</b>	<b>28</b>	<b>28</b>	<b>43</b>	<b>1049.2</b>	<b>939</b>	<b>571</b>	<b>507</b>	<b>136</b>	<b>62</b>	<b>526</b>	<b>2</b>	<b>1203</b>	<b>.237</b>	<b>68</b>	<b>4</b>	<b>68</b>	<b>4586</b>
	<b>OPP</b>			<b>51</b>	<b>68</b>	<b>4.80</b>	<b>119</b>	<b>119</b>	<b>0</b>	<b>6</b>	<b>119</b>	<b>19</b>	<b>20</b>	<b>42</b>	<b>1042.0</b>	<b>1025</b>	<b>625</b>	<b>556</b>	<b>148</b>	<b>62</b>	<b>453</b>	<b>7</b>	<b>1132</b>	<b>.256</b>	<b>70</b>	<b>9</b>	<b>85</b>	<b>4563</b>



Double-A Central Standings - 2021 - Regular Season

	<b>W</b>	<b>L</b>	<b>PCT</b>	<b>GB</b>	<b>L10</b>	<b>STRK</b>	<b>HOME</b>	<b>ROAD</b>	<b>RS</b>	<b>RA</b>	<b>DIFF</b>
<b>AA-C North</b>											
@-Wichita	68	51	.571	-	5-5	L1	33-26	35-25	625	571	54
Arkansas	64	55	.538	4.0	5-5	W1	35-25	29-30	559	516	43
NW Arkansas	63	55	.534	4.5	6-4	W1	30-28	33-27	659	559	100
Tulsa	63	56	.529	5.0	5-5	W1	34-26	29-30	643	596	47
Springfield	45	74	.378	23.0	4-6	L1	22-38	23-36	573	785	-212
<b>AA-C South</b>											
Frisco	64	54	.542	-	5-5	W1	35-25	29-29	545	501	44
Midland	58	60	.492	6.0	5-5	L1	31-28	27-32	555	571	-16
Amarillo	58	61	.487	6.5	5-5	L1	32-27	26-34	610	629	-19
San Antonio	57	62	.479	7.5	5-5	L1	28-31	29-31	534	566	-32
Corpus Christi	53	65	.449	11.0	5-5	W1	26-33	27-32	542	551	-9

@ - Clinched Playoff Berth

Cedar Rapids Kernels (66-53) 6, Peoria Chiefs (45-74) 3  
 Sep 18th, 2021

	<b>1</b>	<b>2</b>	<b>3</b>	<b>4</b>	<b>5</b>	<b>6</b>	<b>7</b>	<b>8</b>	<b>9</b>	<b>R</b>	<b>H</b>	<b>E</b>
<b>Cedar Rapids</b>	0	1	2	0	1	0	0	1	1	6	8	0
<b>Peoria</b>	0	0	0	1	1	0	1	0	0	3	7	0

Cedar Rapids	AB	R	H	RBI	BB	SO	LOB	AVG
Julien, 2B	4	2	1	2	1	2	0	.244
Helman, CF	4	0	1	0	1	0	0	.247
Sabato, 1B	2	2	1	1	3	0	0	.239
Wallner, RF	5	1	1	0	0	2	5	.259
Isola, DH	5	0	2	0	0	1	5	.241
Gray, 3B	2	0	0	1	2	0	2	.214
Camargo, C	5	0	1	0	0	2	8	.238
Maciel, LF	3	0	0	1	1	1	3	.239
Prato, SS	4	1	1	0	0	1	4	.300
Gipson-Long, P	0	0	0	0	0	0	0	.000
German, P	0	0	0	0	0	0	0	.000
Watson, P	0	0	0	0	0	0	0	.000
<b>Totals</b>	<b>34</b>	<b>6</b>	<b>8</b>	<b>5</b>	<b>8</b>	<b>9</b>	<b>27</b>	<b>.238</b>

Peoria	AB	R	H	RBI	BB	SO	LOB	AVG
Chamberlain, RF	4	0	0	0	0	3	3	.207
Walker, 3B	4	0	0	0	0	2	2	.296
Reichenborn, CF	4	0	0	0	0	2	0	.209
Francisco, 1B	4	0	0	0	0	1	0	.235
Lott, LF	4	1	2	1	0	1	0	.243
Antonini, C	4	1	1	0	0	0	1	.160
Buchberger, 2B	3	0	1	1	0	1	0	.171
Richardson, DH	3	1	2	1	0	1	1	.177
Hernandez, SS	2	0	1	0	1	1	1	.188
Lardner, P	0	0	0	0	0	0	0	.000
Schlesener, P	0	0	0	0	0	0	0	.000
Taveras, P	0	0	0	0	0	0	0	.000
<b>Totals</b>	<b>32</b>	<b>3</b>	<b>7</b>	<b>3</b>	<b>1</b>	<b>12</b>	<b>8</b>	<b>.232</b>

**BATTING**

**2B** : Helman (20, Schlesener).  
**HR** : Julien (14, 3rd inning off Lardner, 1 on, 0 out); Sabato (8, 5th inning off Lardner, 0 on, 2 out).  
**TB** : Camargo; Helman 2; Isola 2; Julien 4; Prato; Sabato 4; Wallner.  
**RBI** : Gray (51); Julien 2 (46); Maciel (21); Sabato (15).  
**2-out RBI** : Sabato; Maciel; Gray.  
**Runners left in scoring position, 2 out** : Maciel; Camargo 2; Prato 2.  
**Team RISP** : 0-for-6.  
**Team LOB** : 10.

**BASERUNNING**

**CS** : Helman (5, 2nd base by Lardner/Antonini).  
**PO** : Helman (1st base by Lardner).

**BATTING**

**2B** : Antonini (3, Gipson-Long); Buchberger (5, Gipson-Long).  
**HR** : Lott (7, 4th inning off Gipson-Long, 0 on, 2 out); Richardson (12, 5th inning off Gipson-Long, 0 on, 1 out).  
**TB** : Antonini 2; Buchberger 2; Hernandez; Lott 5; Richardson 5.  
**RBI** : Buchberger (5); Lott (17); Richardson (37).  
**2-out RBI** : Lott.  
**Runners left in scoring position, 2 out** : Walker; Hernandez.  
**Team RISP** : 1-for-5.  
**Team LOB** : 3.

**BASERUNNING**

**CS** : Lott (4, 2nd base by Gipson-Long/Camargo); Hernandez (6, 2nd base by Gipson-Long/Camargo).

**FIELDING**

**Pickoffs** : Lardner (Helman at 1st base).  
**PB** : Antonini (1).

Cedar Rapids	IP	H	R	ER	BB	SO	HR	ERA
Gipson-Long (W, 3-3)	6.1	7	3	3	1	8	2	4.55
German (H, 4)	1.2	0	0	0	0	4	0	4.55
Watson (S, 1)	1.0	0	0	0	0	0	0	4.78
<b>Totals</b>	<b>9.0</b>	<b>7</b>	<b>3</b>	<b>3</b>	<b>1</b>	<b>12</b>	<b>2</b>	<b>3.91</b>

Peoria	IP	H	R	ER	BB	SO	HR	ERA
Lardner (L, 0-6)	6.2	6	4	3	2	5	2	5.91
Schlesener	1.2	2	2	2	5	2	0	7.64
Taveras	0.2	0	0	0	1	2	0	6.22
<b>Totals</b>	<b>9.0</b>	<b>8</b>	<b>6</b>	<b>5</b>	<b>8</b>	<b>9</b>	<b>2</b>	<b>4.97</b>

**HBP** : Gray (by Lardner).  
**Pitches-strikes** : Gipson-Long 86-63; German 22-16; Watson 7-7; Lardner 100-56; Schlesener 50-22; Taveras 13-6.  
**Groundouts-flyouts** : Gipson-Long 2-3; German 1-0; Watson 1-2; Lardner 0-10; Schlesener 1-0; Taveras 0-0.  
**Batters faced** : Gipson-Long 25; German 5; Watson 3; Lardner 28; Schlesener 12; Taveras 3.  
**Inherited runners-scored** : German 1-0; Taveras 3-1.  
**Umpires** : HP: Justin Juska. 1B: Benjamin Engstrand.  
**Official Scorer** : Robert Ropp  
**Weather** : 83 degrees, Clear  
**Wind** : 1 mph, In From LF  
**First pitch** : 6:36 PM  
**T** : 2:56  
**Att** : 3,073  
**Venue** : Dozer Park  
**September 18, 2021**

Cedar Rapids Kernels Hitting - 2021 - Regular Season - All Players

#	Player	Team	B	AVG	G	AB	R	H	TB	2B	3B	HR	RBI	BB	IBB	SO	SB	CS	OBP	SLG	OPS	PA	SAC	SF	HBP	GIDP	E
25	Cabbage, T	CR	L	.266	40	143	21	38	77	10	1	9	33	16	1	50	4	0	.342	.538	.880	161	0	1	1	1	3
38	Cabrera, L	CR	R	.194	14	36	8	7	14	1	0	2	6	13	0	17	0	0	.408	.389	.797	49	0	0	0	0	0
17	Camargo, J	CR	R	.238	70	260	32	62	110	7	1	13	36	12	0	105	3	1	.282	.423	.705	277	0	1	4	4	9
4	Encarnacion, Y	CR	L	.106	16	47	2	5	5	0	0	0	4	3	0	18	0	0	.157	.106	.263	51	0	1	0	0	2
18	Gray, S	CR	L	.214	112	426	61	91	143	13	3	11	51	53	0	141	5	1	.323	.336	.659	498	0	2	17	7	17
5	Hall, A	CR	R	.000	2	1	0	0	0	0	0	0	1	0	0	0	0	0	.000	.000	.000	1	0	0	0	0	0
2	Helman, M	CR	R	.247	110	393	71	97	182	20	4	19	56	51	1	84	21	5	.337	.463	.800	448	0	1	3	6	5
9	Isola, A	CR	R	.241	97	357	46	86	150	13	0	17	51	53	1	89	1	0	.341	.420	.762	413	0	1	2	5	14
19	Javier, W	CR	R	.225	96	378	48	85	156	15	10	12	53	25	0	141	1	3	.280	.413	.692	411	0	3	5	5	18
25	Julien, E	CR	L	.244	64	242	50	59	116	15	0	14	46	59	1	88	13	3	.395	.479	.874	304	0	1	2	1	8
24	Keirse, D	CR	L	.191	44	136	15	26	53	4	4	5	21	18	0	49	10	3	.294	.390	.684	160	0	3	3	1	0
8	Maciel, G	CR	S	.239	72	234	26	56	73	7	2	2	21	24	0	49	17	3	.309	.312	.621	263	1	3	1	5	1
13	Morales, J	CR	R	.301	25	93	11	28	48	5	0	5	22	5	0	20	0	1	.350	.516	.866	100	0	0	2	1	5
1	Ozoria, D	CR	S	.239	48	117	17	28	36	5	0	1	9	5	0	37	8	4	.276	.308	.584	123	0	0	1	0	8
44	Prato, A	CR	R	.300	13	40	7	12	15	3	0	0	1	8	0	9	0	1	.440	.375	.815	50	0	0	2	0	0
35	Sabato, A	CR	R	.239	21	71	19	17	44	3	0	8	15	18	1	32	0	0	.391	.620	1.011	92	0	2	1	0	1
5	Schmidt, K	CR	R	.175	21	63	6	11	12	1	0	0	1	9	0	23	0	1	.297	.190	.488	74	0	0	2	1	2
4	Severino, Y	CR	S	.321	35	134	19	43	66	12	1	3	17	20	0	50	1	0	.414	.493	.907	157	0	1	2	4	7
35	Smith, M	CR	L	.244	54	172	29	42	71	9	1	6	20	33	0	74	3	0	.367	.413	.780	207	0	1	1	2	1
	Snyder, G	CR	L	.230	35	126	26	29	59	8	2	6	14	24	0	37	3	0	.362	.468	.830	152	0	0	2	1	5
4	Steer, S	CR	R	.274	45	168	37	46	85	7	1	10	24	35	0	32	4	4	.409	.506	.915	208	0	1	4	1	5
16	Wallner, M	CR	L	.259	65	255	37	66	125	13	2	14	45	28	1	97	0	1	.347	.490	.837	291	0	1	7	2	7
5	Williams, C	CR	R	.100	17	50	4	5	8	3	0	0	0	13	0	27	1	0	.286	.160	.446	63	0	0	0	0	1
<b>CR</b>				<b>.238</b>	<b>119</b>	<b>3942</b>	<b>592</b>	<b>939</b>	<b>1648</b>	<b>174</b>	<b>32</b>	<b>157</b>	<b>547</b>	<b>525</b>	<b>6</b>	<b>1269</b>	<b>95</b>	<b>31</b>	<b>.335</b>	<b>.418</b>	<b>.753</b>	<b>4553</b>	<b>1</b>	<b>23</b>	<b>62</b>	<b>47</b>	<b>131</b>
<b>OPP</b>				<b>.222</b>	<b>119</b>	<b>3915</b>	<b>527</b>	<b>870</b>	<b>1342</b>	<b>168</b>	<b>29</b>	<b>82</b>	<b>471</b>	<b>428</b>	<b>6</b>	<b>1295</b>	<b>140</b>	<b>27</b>	<b>.310</b>	<b>.343</b>	<b>.652</b>	<b>4479</b>	<b>15</b>	<b>35</b>	<b>84</b>	<b>49</b>	

Cedar Rapids Kernels Pitching - 2021 - Regular Season - All Players

#	Player	Team	T	W	L	ERA	G	GS	CG	SHO	GF	HLD	SV	SVO	IP	H	R	ER	HR	HB	BB	IBB	SO	AVG	WP	BK	GIDP	TBF
22	Acosta, M	CR	R	3	1	3.86	37	0	0	0	20	2	9	14	58.1	54	31	25	2	3	17	0	67	.236	9	0	2	253
13	Beck, T	CR	R	2	2	2.47	14	11	0	0	1	0	0	0	58.1	42	18	16	2	2	16	0	64	.194	6	2	1	234
41	Bentley, D	CR	L	1	0	2.08	7	0	0	0	2	0	0	0	13.0	17	3	3	0	0	6	0	17	.327	2	0	1	60
15	Cabezas, A	CR	R	4	1	3.62	22	8	0	0	3	0	0	1	69.2	55	30	28	8	5	26	1	81	.212	4	2	4	292
40	Canterino, M	CR	R	1	0	0.86	5	5	0	0	0	0	0	0	21.0	10	3	2	1	0	4	0	43	.135	4	0	0	78
	Cheshire, J	CR	R	3	3	4.41	13	0	0	0	6	0	0	0	16.1	14	10	8	1	3	7	0	14	.226	2	1	1	73
40	Cruz, S	CR	R	0	0	8.10	2	0	0	0	1	0	0	0	3.1	2	4	3	0	0	3	0	4	.182	1	0	0	14
4	Encarnacion, Y	CR	R	0	0	13.50	2	0	0	0	2	0	0	0	1.1	3	2	2	1	0	0	0	1	.429	0	0	0	7
	Enlow, B	CR	R	1	1	1.84	3	3	0	0	0	0	0	0	14.2	13	4	3	1	0	6	0	23	.250	1	0	0	59
27	Featherstone, Z	CR	L	3	4	2.15	39	0	0	0	24	2	9	10	54.1	28	22	13	4	1	42	1	92	.151	10	0	4	231
16	Funderburk, K	CR	L	1	3	3.18	11	10	0	0	1	0	1	1	45.1	33	19	16	1	3	21	0	59	.199	5	0	1	192
38	German, O	CR	R	2	2	4.55	20	0	0	0	6	4	1	1	27.2	29	16	14	1	2	11	0	41	.257	5	1	0	128
30	Gipson-Long, S	CR	R	3	3	4.55	6	6	0	0	0	0	0	0	29.2	28	16	15	4	0	9	0	39	.250	1	0	1	121
11	Gore, J	CR	R	5	1	2.95	19	0	0	0	5	3	1	4	39.2	21	13	13	2	6	17	0	58	.156	6	0	3	159
	Griffith, O	CR	R	4	3	6.35	19	1	0	0	12	0	1	4	28.1	33	22	20	2	2	13	0	38	.284	1	0	1	132
47	Gross, B	CR	R	5	2	3.62	17	16	0	0	0	0	0	0	82.0	79	42	33	9	1	23	0	106	.243	2	0	3	349
36	Koch, B	CR	R	0	0	0.00	1	0	0	0	0	0	0	0	1.0	0	0	0	0	0	1	0	2	.000	0	0	0	4
20	Laweryson, C	CR	R	2	5	4.91	15	14	0	0	0	0	0	0	58.2	59	36	32	6	5	19	0	73	.255	3	0	2	259
22	Legumina, C	CR	R	0	0	5.79	1	1	0	0	0	0	0	0	4.2	6	3	3	0	0	2	0	7	.300	0	0	0	22
30	Manoah Jr., E	CR	R	1	2	1.86	12	0	0	0	2	3	1	1	19.1	14	7	4	1	5	4	1	27	.200	1	1	2	80
23	Molina, D	CR	R	7	1	4.65	32	0	0	0	4	3	1	2	62.0	51	37	32	5	6	26	0	81	.223	6	0	3	263
47	Mooney, S	CR	R	0	1	6.23	3	3	0	0	0	0	0	0	13.0	8	9	9	1	2	6	0	19	.167	0	0	0	57
48	Olsen, J	CR	R	1	4	4.03	16	13	0	0	1	0	0	2	67.0	53	30	30	6	8	31	0	57	.217	10	0	4	287
1	Ozoria, D	CR	R	0	0	22.50	3	0	0	0	2	0	0	0	2.0	3	5	5	0	0	3	0	1	.333	0	0	0	12
37	Palm, T	CR	R	3	4	5.05	27	0	0	0	8	1	0	1	46.1	43	35	26	4	14	25	0	49	.244	11	1	3	222
39	Rijo, L	CR	R	0	0	9.95	4	2	0	0	0	1	0	1	6.1	10	7	7	0	0	6	0	7	.385	0	0	0	35
46	Rozek, A	CR	L	0	1	5.19	4	3	0	0	0	0	0	0	17.1	16	11	10	4	0	4	0	24	.235	0	0	0	73
36	Shreve, R	CR	R	4	3	3.63	22	1	0	0	11	0	2	3	34.2	21	17	14	1	0	16	2	49	.167	3	0	2	145
35	Smith, M	CR	R	0	0	6.75	2	0	0	0	2	0	0	0	1.1	2	1	1	0	0	2	0	1	.400	0	0	0	8
	Snyder, G	CR	L	0	0	--	1	0	0	0	0	0	0	0	0.0	3	5	5	0	0	2	0	0	1.000	0	0	0	5
32	Suniaga, C	CR	R	0	0	9.45	4	0	0	0	1	0	1	2	6.2	7	7	7	2	2	6	0	3	.280	0	0	0	33
11	Varland, L	CR	R	6	2	2.10	10	10	0	0	0	0	0	0	55.2	41	14	13	4	2	14	0	66	.202	2	0	3	221
21	Watson, T	CR	L	2	4	4.78	23	12	0	0	2	1	1	1	69.2	62	43	37	8	10	35	0	59	.238	10	1	8	311
	Williams, B	CR	R	2	0	2.51	12	0	0	0	3	1	0	1	14.1	10	5	4	1	2	5	1	23	.189	4	0	0	60
<b>CR</b>				<b>66</b>	<b>53</b>	<b>3.91</b>	<b>119</b>	<b>119</b>	<b>0</b>	<b></b>																		

High-A Central Standings - 2021 - Regular Season

<b>A+C East</b>	<b>W</b>	<b>L</b>	<b>PCT</b>	<b>GB</b>	<b>L10</b>	<b>STRK</b>	<b>HOME</b>	<b>ROAD</b>	<b>RS</b>	<b>RA</b>	<b>DIFF</b>
Lake County	65	54	.546	-	6-4	W1	35-24	30-30	551	560	-9
Dayton	64	55	.538	1.0	8-2	W5	33-26	31-29	553	572	-19
Great Lakes	63	56	.529	2.0	3-7	L2	28-31	35-25	698	574	124
Lansing	58	61	.487	7.0	6-4	W4	28-31	30-30	526	589	-63
West Michigan	57	62	.479	8.0	4-6	L4	33-27	24-35	552	542	10
Fort Wayne	54	65	.454	11.0	3-7	L5	28-32	26-33	562	594	-32
<b>A+C West</b>	<b>W</b>	<b>L</b>	<b>PCT</b>	<b>GB</b>	<b>L10</b>	<b>STRK</b>	<b>HOME</b>	<b>ROAD</b>	<b>RS</b>	<b>RA</b>	<b>DIFF</b>
@-Quad Cities	77	40	.658	-	7-3	W2	40-18	37-22	705	531	174
Cedar Rapids	66	53	.555	12.0	7-3	W3	36-24	30-29	592	527	65
Wisconsin	58	60	.492	19.5	5-5	W2	33-27	25-33	638	646	-8
Beloit	54	65	.454	24.0	4-6	L1	29-31	25-34	603	601	2
South Bend	51	67	.432	26.5	3-7	L2	30-29	21-38	538	635	-97
Peoria	45	74	.378	33.0	4-6	L3	24-35	21-39	503	650	-147

@ - Clinched Playoff Berth

Fort Myers Mighty Mussels (59-54) 3, Tampa Tarpons (73-42) 0  
 Sep 18th, 2021

	<b>1</b>	<b>2</b>	<b>3</b>	<b>4</b>	<b>5</b>	<b>6</b>	<b>7</b>	<b>R</b>	<b>H</b>	<b>E</b>
<b>Tampa</b>	0	0	0	0	0	0	0	0	0	0
<b>Fort Myers</b>	0	2	0	1	0	0	x	3	4	0

<b>Tampa</b>	<b>AB</b>	<b>R</b>	<b>H</b>	<b>RBI</b>	<b>BB</b>	<b>SO</b>	<b>LOB</b>	<b>AVG</b>	<b>Fort Myers</b>	<b>AB</b>	<b>R</b>	<b>H</b>	<b>RBI</b>	<b>BB</b>	<b>SO</b>	<b>LOB</b>	<b>AVG</b>
Dominguez, CF	2	0	0	0	0	1	0	.265	Soularie, 2B	3	0	0	0	0	0	0	.228
Gomez, A, C	3	0	0	0	0	1	1	.193	Urbina, LF	3	0	0	0	0	1	0	.193
Bowman, 2B	3	0	0	0	0	2	0	.236	Encarnacion-Strand, 1B	3	0	0	0	0	0	0	.386
Garcia, A, 1B	2	0	0	0	1	2	0	.291	Mack, DH	2	1	1	0	1	0	0	.231
Santos, M, RF	3	0	0	0	0	2	1	.203	Holland, CF	2	2	1	1	0	1	1	.214
Hardman, 3B	2	0	0	0	0	1	1	.237	Winkel, P, C	2	0	1	1	1	1	1	.242
Rice, DH	2	0	0	0	0	0	1	.210	Rucker, 3B	2	0	0	1	0	1	3	.265
Chirinos, SS	2	0	0	0	0	1	0	.250	Perez, SS	2	0	1	0	0	1	1	.500
Battle, LF	2	0	0	0	0	1	0	.200	Garry Jr., RF	2	0	0	0	0	1	1	.193
Panacual, P	0	0	0	0	0	0	0	.000	Grace, P	0	0	0	0	0	0	0	.000
Cortijo, P	0	0	0	0	0	0	0	.000	Leach, P	0	0	0	0	0	0	0	.000
<b>Totals</b>	<b>21</b>	<b>0</b>	<b>0</b>	<b>0</b>	<b>1</b>	<b>11</b>	<b>4</b>	<b>.261</b>	Hanner, P	0	0	0	0	0	0	0	.000
									Swain, P	0	0	0	0	0	0	0	.000
									<b>Totals</b>	<b>21</b>	<b>3</b>	<b>4</b>	<b>3</b>	<b>2</b>	<b>6</b>	<b>7</b>	<b>.221</b>

**BATTING**

Team LOB : 2.

**FIELDING**

PB : Gomez, A (4).

**BATTING**

2B : Holland (15, Panacual); Winkel, P (5, Panacual).

TB : Holland 2; Mack; Perez; Winkel, P 2.

RBI : Holland (27); Rucker (10); Winkel, P (10).

Runners left in scoring position, 2 out : Perez; Rucker.

SF : Rucker.

Team RISP : 2-for-6.

Team LOB : 4.

**BASERUNNING**

SB : Holland 2 (19, 3rd base off Panacual/Gomez, A, 2nd base off Panacual/Gomez, A).

<b>Tampa</b>	<b>IP</b>	<b>H</b>	<b>R</b>	<b>ER</b>	<b>BB</b>	<b>SO</b>	<b>HR</b>	<b>ERA</b>	<b>Fort Myers</b>	<b>IP</b>	<b>H</b>	<b>R</b>	<b>ER</b>	<b>BB</b>	<b>SO</b>	<b>HR</b>	<b>ERA</b>
Panacual (L, 0-1)	4.0	3	3	3	1	4	0	6.75	Grace	3.0	0	0	0	0	4	0	2.76
Cortijo	2.0	1	0	0	1	2	0	6.10	Leach (W, 1-3)	2.0	0	0	0	1	3	0	6.91
<b>Totals</b>	<b>6.0</b>	<b>4</b>	<b>3</b>	<b>3</b>	<b>2</b>	<b>6</b>	<b>0</b>	<b>4.49</b>	Hanner (H, 2)	1.0	0	0	0	0	1	0	7.13
									Swain (S, 5)	1.0	0	0	0	0	3	0	4.60
									<b>Totals</b>	<b>7.0</b>	<b>0</b>	<b>0</b>	<b>0</b>	<b>1</b>	<b>11</b>	<b>0</b>	<b>3.97</b>

HBP : Dominguez (by Hanner); Holland (by Panacual).

Pitches-strikes : Panacual 75-45; Cortijo 30-17; Grace 33-23; Leach 29-17; Hanner 20-11; Swain 12-9.

Groundouts-flyouts : Panacual 3-4; Cortijo 3-1; Grace 2-2; Leach 1-1; Hanner 1-1; Swain 0-0.

Batters faced : Panacual 17; Cortijo 8; Grace 9; Leach 7; Hanner 4; Swain 3.

Umpires : HP: Kenny Jackson. 1B: Jon-Tyler Shaw.

Official Scorer : Benn Norton

Weather : 85 degrees, Partly Cloudy

Wind : 8 mph, L To R

First pitch : 5:56 PM

T : 1:54

Att : 2,053

Venue : Hammond Stadium

September 18, 2021

Tampa Tarpons (73-41) 6, Fort Myers Mighty Mussels (58-54) 5

Sep 16th, 2021

	1	2	3	4	5	6	7	R	H	E
Tampa	1	1	0	0	2	2	0	6	9	0
Fort Myers	1	1	0	3	0	0	0	5	8	3

Tampa	AB	R	H	RBI	BB	SO	LOB	AVG	Fort Myers	AB	R	H	RBI	BB	SO	LOB	AVG
Sweeney, SS	3	2	1	0	2	1	2	.245	Soularie, 2B	3	1	1	0	1	1	0	.235
Dominguez, DH	2	0	0	0	2	1	3	.268	Urbina, LF	3	1	1	1	1	0	2	.194
Bowman, 2B	4	2	3	1	0	1	2	.244	Encarnacion-Strand, 1B	4	0	1	1	0	1	1	.400
Santos, M, CF	4	1	1	1	0	1	4	.213	Winkel, P, DH	2	0	1	0	1	0	1	.234
Hardman, 1B	4	0	1	1	0	0	3	.242	1-Perez, PR	0	0	0	0	0	0	0	.500
Rice, C	4	0	0	0	0	3	4	.217	Holland, SS	4	0	0	0	0	1	5	.211
Cowles, 3B	0	0	0	0	0	0	0	.237	Rucker, 3B	4	0	0	0	0	2	2	.273
Chirinos, 3B	3	1	2	0	1	1	0	.255	Fedko, K, RF	2	2	1	0	1	1	0	.219
Battle, LF	3	0	1	1	1	0	1	.333	Garry Jr., CF	3	1	2	2	0	0	1	.194
De Leon, J, RF	4	0	0	0	0	3	5	.185	McKinnon, C	3	0	1	1	0	0	0	.189
Castano, B, P	0	0	0	0	0	0	0	.000	Hicks, P	0	0	0	0	0	0	0	.000
Rodriguez, N, P	0	0	0	0	0	0	0	.000	Povich, P	0	0	0	0	0	0	0	.000
Giacone, P	0	0	0	0	0	0	0	.000	Rodriguez, M, P	0	0	0	0	0	0	0	.000
Coleman, P	0	0	0	0	0	0	0	.000	Pichardo, P	0	0	0	0	0	0	0	.000
<b>Totals</b>	<b>31</b>	<b>6</b>	<b>9</b>	<b>4</b>	<b>6</b>	<b>11</b>	<b>24</b>	<b>.262</b>	Campbell, P	0	0	0	0	0	0	0	.000
									<b>Totals</b>	<b>28</b>	<b>5</b>	<b>8</b>	<b>5</b>	<b>4</b>	<b>6</b>	<b>12</b>	<b>.221</b>

**BATTING**

**2B** : Chirinos (4, Povich).

**3B** : Bowman (1, Rodriguez, M).

**TB** : Battle; Bowman 5; Chirinos 3; Hardman; Santos, M; Sweeney.

**RBI** : Battle (1); Bowman (22); Hardman (17); Santos, M (9).

**2-out RBI** : Battle; Hardman.

**Runners left in scoring position, 2 out** : Rice 3; Bowman; Dominguez; De Leon, J.

**Team RISP** : 5-for-18.

**Team LOB** : 10.

1-Ran for Winkel, P in the 7th.

**BATTING**

**2B** : Winkel, P (4, Rodriguez, N); Fedko, K (2, Rodriguez, N); Urbina (12, Rodriguez, N).

**HR** : Garry Jr. (4, 4th inning off Rodriguez, N, 1 on, 0 out).

**TB** : Encarnacion-Strand; Fedko, K 2; Garry Jr. 5; McKinnon; Soularie; Urbina 2; Winkel, P 2.

**RBI** : Encarnacion-Strand (17); Garry Jr. 2 (30); McKinnon (2); Urbina (52).

**2-out RBI** : McKinnon.

**Runners left in scoring position, 2 out** : Urbina; Rucker 2; Holland 2.

**Team RISP** : 1-for-9.

**Team LOB** : 7.

**BASERUNNING**

**SB** : Urbina 2 (16, 2nd base off Rodriguez, N/Rice, 3rd base off Rodriguez, N/Rice);

Encarnacion-Strand (1, 2nd base off Rodriguez, N/Rice); Perez 2 (2, 2nd base off

Coleman/Rice, 3rd base off Coleman/Rice).

**FIELDING**

**E** : Garry Jr. 2 (11, throw, fielding); Povich (1, throw).

Tampa	IP	H	R	ER	BB	SO	HR	ERA	Fort Myers	IP	H	R	ER	BB	SO	HR	ERA
Castano, B	0.0	0	0	0	0	0	0	4.23	Hicks	0.0	1	1	1	1	0	0	--
Rodriguez, N	4.0	7	5	5	3	2	1	5.06	Povich	2.0	2	1	0	1	5	0	1.13
Giacone (W, 8-0)	1.0	1	0	0	0	1	0	3.71	Rodriguez, M	3.0	4	2	2	2	2	0	4.50
Coleman (S, 5)	2.0	0	0	0	1	3	0	6.11	Pichardo (L, 3-5)(BS, 3)	1.0	2	2	1	1	2	0	6.45
<b>Totals</b>	<b>7.0</b>	<b>8</b>	<b>5</b>	<b>5</b>	<b>4</b>	<b>6</b>	<b>1</b>	<b>4.49</b>	Campbell	1.0	0	0	0	1	2	0	3.75
									<b>Totals</b>	<b>7.0</b>	<b>9</b>	<b>6</b>	<b>4</b>	<b>6</b>	<b>11</b>	<b>0</b>	<b>4.00</b>

Hicks pitched to 1 batter in the 1st.

**WP** : Rodriguez, M.

**HBP** : Winkel, P (by Rodriguez, N).

**Pitches-strikes** : Castano, B 0-0; Rodriguez, N 75-46; Giacone 22-15; Coleman 27-17; Hicks 7-5; Povich 46-29; Rodriguez, M 54-30; Pichardo 22-14; Campbell 15-10.

**Groundouts-flyouts** : Castano, B 0-0; Rodriguez, N 5-4; Giacone 0-0; Coleman 1-1; Hicks 0-0; Povich 1-0; Rodriguez, M 6-1; Pichardo 0-0; Campbell 1-0.

**Batters faced** : Rodriguez, N 23; Giacone 3; Coleman 7; Hicks 2; Povich 10; Rodriguez, M 15; Pichardo 6; Campbell 4.

**Inherited runners-scored** : Povich 2-1.

**Umpires** : HP: Jon-Tyler Shaw. 1B: Kenny Jackson.

**Official Scorer** : Benn Norton

**Weather** : 80 degrees, Overcast

**Wind** : 4 mph, R To L

**First pitch** : 2:34 PM

**T** : 2:13 (1:23 delay)

**Att** : 953

**Venue** : Hammond Stadium

**September 18, 2021**

Fort Myers Mighty Mussels Hitting - 2021 - Regular Season - All Players

#	Player	Team	B	AVG	G	AB	R	H	TB	2B	3B	HR	RBI	BB	IBB	SO	SB	CS	OBP	SLG	OPS	PA	SAC	SF	HBP	GIDP	E
21	Anderson, N	FTM	R	.165	33	79	13	13	17	2	1	0	10	29	0	29	7	2	.407	.215	.622	114	1	1	4	2	0
44	Bentley, D	FTM	L	.000	1	0	0	0	0	0	0	0	0	0	0	0	0	0	.000	.000	.000	0	0	0	0	0	0
22	Cabrera, L	FTM	R	.077	5	13	1	1	2	1	0	0	0	1	0	6	1	0	.143	.154	.297	14	0	0	0	0	0
9	Cavaco, K	FTM	R	.233	60	236	27	55	71	6	2	2	24	18	0	89	5	2	.296	.301	.597	260	0	2	4	6	24
27	Encarnacion-Strand, C	FTM	R	.386	21	83	17	32	48	2	1	4	17	5	0	24	1	0	.420	.578	.999	88	0	0	0	2	1
21	Fedko, K	FTM	R	.219	22	64	10	14	16	2	0	0	8	11	0	18	2	0	.338	.250	.588	77	0	1	1	1	1
22	Feliz, J	FTM	R	.222	45	171	19	38	65	6	0	7	19	8	0	49	3	0	.289	.380	.669	187	0	0	8	4	4
19	Garland, N	FTM	R	.053	13	19	1	1	1	0	0	0	2	7	0	13	1	0	.308	.053	.360	26	0	0	0	1	0
24	Garry Jr., W	FTM	L	.193	94	290	43	56	85	7	5	4	30	38	1	111	24	6	.296	.293	.589	335	0	2	5	2	11
11	Hall, A	FTM	R	.125	2	8	0	1	1	0	0	0	0	0	0	4	0	0	.125	.125	.250	8	0	0	0	0	0
4	Holland, W	FTM	R	.214	75	248	40	53	100	15	1	10	27	33	1	98	19	4	.337	.403	.740	295	1	0	13	5	19
31	Julien, E	FTM	L	.299	47	147	41	44	67	12	1	3	24	50	1	54	21	2	.490	.456	.946	204	0	1	6	1	6
33	Mack, C	FTM	L	.231	72	229	36	53	85	7	2	7	30	50	0	75	2	0	.368	.371	.739	280	0	1	0	3	8
11	McKinnon, K	FTM	R	.189	14	37	4	7	8	1	0	0	2	5	0	12	0	0	.286	.216	.502	42	0	0	0	2	0
5	Morales, J	FTM	R	.237	71	236	43	56	96	19	0	7	31	42	0	52	12	2	.377	.407	.784	292	0	2	12	4	10
2	Ozoria, D	FTM	S	.125	5	8	1	1	1	0	0	0	0	0	0	2	0	0	.125	.125	.250	8	0	0	0	1	0
1	Perez, M	FTM	R	.500	8	22	3	11	14	3	0	0	5	4	0	3	2	0	.577	.636	1.213	26	0	0	0	1	0
13	Pichardo, J	FTM	L	.000	1	0	0	0	0	0	0	0	0	0	0	0	0	0	.000	.000	.000	0	0	0	0	0	1
	Prato, A	FTM	R	.253	28	83	12	21	24	3	0	0	7	18	0	19	6	1	.398	.289	.687	103	0	0	2	2	3
31	Puentes, Z	FTM	R	.000	1	0	0	0	0	0	0	0	0	0	0	0	0	0	.000	.000	.000	0	0	0	0	0	1
30	Rozeck, A	FTM	L	.000	1	0	0	0	0	0	0	0	0	0	0	0	0	0	.000	.000	.000	0	0	0	0	0	0
8	Rucker, J	FTM	R	.265	21	68	10	18	22	2	1	0	10	10	0	16	2	1	.376	.324	.700	85	0	3	4	0	3
27	Sabato, A	FTM	R	.189	85	286	48	54	102	15	0	11	42	73	0	117	1	0	.365	.357	.722	367	0	1	7	6	8
1	Santana, R	FTM	S	.208	47	130	15	27	33	3	0	1	17	17	0	33	5	1	.293	.254	.547	151	1	3	0	3	6
37	Schmidt, K	FTM	R	.302	25	86	17	26	37	6	1	1	12	17	1	20	0	0	.423	.430	.853	104	0	0	1	2	3
1	Severino, Y	FTM	S	.245	63	229	30	56	90	17	1	5	53	32	0	75	2	0	.347	.393	.740	268	0	2	5	6	15
8	Smith, M	FTM	L	.107	7	28	4	3	6	0	0	1	6	1	0	13	1	0	.188	.214	.402	32	0	1	2	0	0
44	Snyder, G	FTM	L	.000	1	2	0	0	0	0	0	0	0	1	0	0	0	0	.333	.000	.333	3	0	0	0	1	0
5	Soularie, A	FTM	R	.228	27	101	21	23	34	3	1	2	12	19	0	30	9	1	.355	.337	.692	121	0	0	1	1	5
2	Urbina, M	FTM	R	.193	100	363	49	70	105	12	4	5	52	54	0	79	16	6	.302	.289	.591	435	1	10	7	7	5
22	Valdez, W	FTM	R	.158	15	38	6	6	9	0	0	1	5	6	0	16	0	0	.273	.237	.510	44	0	0	0	2	5
23	Washington, J	FTM	R	.159	57	164	20	26	36	5	1	1	15	22	0	63	22	4	.268	.220	.488	190	0	1	3	2	4
19	Winkel, P	FTM	L	.242	20	66	7	16	24	5	0	1	10	13	0	22	0	0	.375	.364	.739	80	0	0	1	1	1
	<b>FTM</b>			<b>.221</b>	<b>113</b>	<b>3534</b>	<b>538</b>	<b>782</b>	<b>1199</b>	<b>154</b>	<b>22</b>	<b>73</b>	<b>470</b>	<b>584</b>	<b>4</b>	<b>1142</b>	<b>164</b>	<b>32</b>	<b>.343</b>	<b>.339</b>	<b>.682</b>	<b>4239</b>	<b>4</b>	<b>31</b>	<b>86</b>	<b>68</b>	<b>154</b>
	<b>OPP</b>			<b>.234</b>	<b>113</b>	<b>3689</b>	<b>529</b>	<b>863</b>	<b>1275</b>	<b>178</b>	<b>27</b>	<b>60</b>	<b>463</b>	<b>456</b>	<b>1</b>	<b>1214</b>	<b>173</b>	<b>28</b>	<b>.329</b>	<b>.346</b>	<b>.674</b>	<b>4262</b>	<b>5</b>	<b>30</b>	<b>80</b>	<b>47</b>	

Fort Myers Mighty Mussels Pitching - 2021 - Regular Season - All Players

#	Player	Team	T	W	L	ERA	G	GSC	SHO	GF	HLD	SV	SVO	IP	H	R	ER	HR	HB	BB	IBB	SO	AVG	WP	BK	GIDP	TBF	
41	Bellair, C	FTM	R	0	0	9.00	1	0	0	0	1	0	0	0	1.0	1	2	1	0	0	3	0	1	.333	0	0	1	6
44	Bentley, D	FTM	L	4	3	3.05	28	1	0	0	20	1	9	10	44.1	32	19	15	0	1	27	0	68	.200	6	0	2	191
43	Breek, D	FTM	R	0	0	27.00	4	0	0	0	0	0	0	0	3.2	6	11	11	0	2	12	0	2	.375	3	0	0	30
15	Campbell, L	FTM	R	2	0	3.75	7	0	0	0	3	0	0	0	12.0	12	9	5	0	5	5	0	13	.250	0	1	0	59
32	Canterino, M	FTM	R	0	0	0.00	1	1	0	0	0	0	0	0	2.0	0	0	0	0	0	0	0	2	.000	0	0	0	6
25	Cruz, S	FTM	R	4	2	4.05	26	2	0	0	6	4	1	2	46.2	33	31	21	3	6	30	0	76	.190	9	1	1	211
44	Dobnak, R	FTM	R	0	0	0.00	1	1	0	0	0	0	0	0	3.0	0	0	0	0	0	0	0	5	.000	0	0	0	9
	Escobar, A	FTM	R	1	0	0.00	2	0	0	0	1	0	0	0	4.0	3	2	0	0	0	1	0	5	.176	1	0	0	18
40	Festa, D	FTM	R	0	0	6.75	1	0	0	0	0	0	0	0	2.2	0	2	2	0	0	3	0	3	.000	0	0	0	11
19	Garland, N	FTM	R	0	0	0.00	1	0	0	0	1	0	0	0	0.1	0	0	0	0	0	0	0	1	.000	0	0	0	1
30	German, O	FTM	R	0	0	2.27	18	0	0	0	8	0	3	4	31.2	18	11	8	2	4	13	0	49	.162	1	0	2	130
18	Gipson-Long, S	FTM	R	5	5	4.54	14	13	0	0	0	0	0	0	67.1	71	40	34	6	2	18	0	95	.257	4	0	1	297
32	Grace, R	FTM	R	1	0	2.76	8	8	0	0	0	0	0	0	29.1	20	9	9	3	5	11	0	32	.190	5	1	2	121
26	Hanner, B	FTM	R	2	1	7.13	26	1	0	0	10	2	2	4	41.2	45	34	33	0	8	34	1	49	.278	7	0	2	208
35	Headrick, B	FTM	L	3	5	4.01	14	13	0	0	0	0	0	0	58.1	62	32	26	5	1	33	0	79	.268	9	0	3	267
25	Hicks, J	FTM	R	0	0	--	1	1	0	0	0	0	0	0	0.0	1	1	1	0	0	1	0	0	1.000	0	0	0	2
43	Labas, A	FTM	R	1	2	12.38	5	1	0	0	1	1	0	1	8.0	20	11	11	2	0	2	0	10	.465	1	0	0	46
45	Leach, L	FTM	R	1	3	6.91	9	6	0	0	0	0	0	0	28.2	25	29	22	1	10	23	0	27	.234	6	2	2	142
12	Legumina, C	FTM	R	4	2	3.02	14	8	0	0	0	0	0	0	44.2	31	15	15	4	2	14	0	56	.191	3	0	1	178
41	Manoah Jr., E	FTM	R	0	1	1.00	6	0	0	0	4	1	2	2	9.0	4	2	1	0	1	2	0	15	.125	2	0	1	35
11	McKinnon, K	FTM	R	0	0	0.00	1	0	0	0	1	0	0	0	1.0	2	0	0	0	0	0	0	1	.400	0	0	0	5
	McMahon, H	FTM	R	1	1	3.00	4	2	0	0	0	0	0	0	18.0	16	6	6	0	1	4	0	20	.229	1	0	2	75
43	Milacki, B	FTM	R	0	2	3.86	11	8	0	0	1	1	0	0	42.0	45	23	18	4	0	7	0	42	.266	2	0	5	179
8	Mooney, S	FTM	R	0	1	1.24	10	9	0	0	0	0	0	0	29.0	14	8	4	1	2	17	0	52	.140	3	0	1	119
18	Mullenbach, M	FTM	R	1	0	4.70	7	1	0	0	3	0	1	1	15.1	23	9	8	0	0	5	0	19	.359	1	0	1	69
2	Ozoria, D	FTM	R	0	0	0.00	1	0	0	0	1	0	0	0	2.2	1	0	0	0	0	1	0	0	.111	1	0	0	10
13	Pichardo, J	FTM	L	3	5	6.45	28	0	0	0	12	1	4	7	44.2	43	44	32	3	9	32	0	53	.250	4	3	2	221
44	Pineda, R	FTM	R	1	1	7.20	4	0	0	0	1	0	0	0	5.0	6	5	4	1	0	4	0	3	.300	0	0	0	25
30	Povich, C	FTM	L	0	0	1.13	3	2	0	0	0	0	0	0	8.0	6	2	1	0	2	2	0	16	.194	1	0	0	35
31	Puentes, Z	FTM	R	2	2	1.25	14	0	0	0	8	0	1	2	21.2	21	9	3	1	2	20	0	23	.236	1	0	3	111
17	Rodriguez, M	FTM	R	3	5	4.50	15	10	0	0	0	1	0	0	52.0	54	31	26	4	2	26	0	58	.261	5	1	2	236
15	Rodriguez, O	FTM	R	1	1	4.15	4	2	0	0	0	0	0	0	17.1	21	10	8	2	3	7	0	23	.292	4	1	1	82
30	Rozek, A	FTM	L	0	1	1.80	8	3	0	0	2	0	0	0	25.0	19	6	5	2	1	0	0	31	.207	1	0	1	93
38	Sharpe, Z	FTM	L	6	2	3.67	21	6	0	0	3	1	0	1	56.1	59	30	23	1	4	26	0	54	.265	5	1	6	255
21	Shreve, R	FTM	R	0	1	3.21	6	0	0	0	2	1	1	2	14.0	10	6	5	1	0	7	0	21	.185	1	0	0	61
41	Stankiewicz, J	FTM	R	1	0	2.70	7	4	0	0	0	0	0	0	23.1	18	7	7	0	1	8	0	24	.212	2	0	1	96
40	Suniaga, C	FTM	R	2	3	3.98	18	0	0	0	8	1	0	2	31.2	31	19	14	3	0	8	0	32	.244	2	0	1	136
20	Swain, M	FTM	R	6	2	4.60	35	1	0	0	15	1	5	6	60.2	44	35	31	9	3	31	0	70	.194	6	1	1	262
22	Vallimont, C	FTM	R	0	0	0.00	1	1	0	0	0	0	0	0	3.0	2	0	0	0	0	0	0	6	.182	0	0	0	11
15	Varland, L	FTM	R	4	2	2.09	10	8	0	0	1	0	0	0	47.1	41	14	11	2	3	16	0	76	.228	5	0	2	200
22	Wilson, J	FTM	L	0	1	19.29	3	0	0	0	0	1	0	0	2.1	3	5	5	0	0	3	0	2	.300	1	0	0	13
	<b>FTM</b>			<b>59</b>	<b>54</b>	<b>3.97</b>	<b>113</b>	<b>113</b>	<b>0</b>	<b>8</b>	<b>113</b>	<b>17</b>	<b>29</b>	<b>44</b>	<b>958.2</b>	<b>863</b>	<b>529</b>	<b>423</b>	<b>60</b>	<b>80</b>	<b>456</b>	<b>1</b>	<b>1214</b>	<b>.234</b>	<b>103</b>	<b>12</b>	<b>47</b>	<b>4262</b>
	<b>OPP</b>			<b>54</b>	<b>59</b>	<b>4.19</b>	<b>113</b>	<b>113</b>	<b>3</b>	<b>10</b>	<b>110</b>	<b>25</b>	<b>21</b>	<b>41</b>	<b>953.1</b>	<b>782</b>	<b>538</b>	<b>444</b>	<b>73</b>	<b>86</b>	<b>584</b>	<b>4</b>	<b>1142</b>	<b>.221</b>	<b>94</b>	<b>18</b>	<b>68</b>	<b>4239</b>



Low-A Southeast Standings - 2021 - Regular Season

<b>A-SE East</b>	<b>W</b>	<b>L</b>	<b>PCT</b>	<b>GB</b>	<b>L10</b>	<b>STRK</b>	<b>HOME</b>	<b>ROAD</b>	<b>RS</b>	<b>RA</b>	<b>DIFF</b>
Jupiter	61	55	.526	-	4-6	L1	33-25	28-30	523	524	-1
St. Lucie	59	55	.518	1.0	4-6	W1	30-24	29-31	587	566	21
Daytona	59	60	.496	3.5	5-5	L2	31-29	28-31	559	550	9
Palm Beach	37	79	.319	24.0	4-6	W2	21-38	16-41	510	730	-220
<b>A-SE West</b>	<b>W</b>	<b>L</b>	<b>PCT</b>	<b>GB</b>	<b>L10</b>	<b>STRK</b>	<b>HOME</b>	<b>ROAD</b>	<b>RS</b>	<b>RA</b>	<b>DIFF</b>
@-Tampa	73	42	.635	-	4-6	L1	37-23	36-19	762	541	221
@-Bradenton	71	47	.602	3.5	4-6	L3	37-22	34-25	673	576	97
Fort Myers	59	54	.522	13.0	8-2	W1	33-24	26-30	538	529	9
Dunedin	56	63	.471	19.0	6-4	L1	26-33	30-30	629	645	-16
Lakeland	54	63	.462	20.0	8-2	W3	29-29	25-34	529	581	-52
Clearwater	52	63	.452	21.0	5-5	W1	25-32	27-31	517	585	-68

@ - Clinched Playoff Berth

**FCL Twins (21-38) 4, FCL Red Sox (37-20) 3**  
**Sep 17th, 2021**

	<b>1</b>	<b>2</b>	<b>3</b>	<b>4</b>	<b>5</b>	<b>6</b>	<b>7</b>	<b>R</b>	<b>H</b>	<b>E</b>
<b>FCL Red Sox</b>	0	0	0	3	0	0	0	<b>3</b>	5	0
<b>FCL Twins</b>	2	0	0	0	0	1	1	<b>4</b>	7	0

One out when winning run scored.

<b>FCL Red Sox</b>	<b>AVG</b>	<b>AB</b>	<b>R</b>	<b>H</b>	<b>2B</b>	<b>3B</b>	<b>HR</b>	<b>RBI</b>	<b>BB</b>	<b>SO</b>	<b>PO</b>	<b>A</b>	<b>FCL Twins</b>	<b>AVG</b>	<b>AB</b>	<b>R</b>	<b>H</b>	<b>2B</b>	<b>3B</b>	<b>HR</b>	<b>RBI</b>	<b>BB</b>	<b>SO</b>	<b>PO</b>	<b>A</b>
Meredith, CF	.156	3	0	0	0	0	0	0	1	2	0	0	Rodriguez, En, 2B	.229	2	1	0	0	0	0	0	1	1	1	1
Mejicano, C	.415	3	1	1	0	0	0	0	1	1	11	0	Miller, SS	.238	3	0	0	0	0	0	0	0	2	0	1
Mayer, SS	.275	1	0	0	0	0	0	0	0	1	0	0	Rosario, LF	.277	3	2	2	0	0	1	2	0	0	0	0
Simas, SS	.310	2	0	0	0	0	0	0	0	1	0	1	Aguiar, RF	.216	3	0	1	0	0	0	0	0	2	0	0
Gonzalez, B, LF	.230	3	1	1	1	0	0	1	0	2	2	0	Jimenez, CF	.136	3	0	0	0	0	0	0	0	2	1	0
Bess, 1B	.250	3	1	1	0	1	0	1	0	2	2	1	Cespedes, 3B	.157	2	0	0	0	0	0	0	1	1	0	0
Belen, DH	.208	2	0	1	0	0	0	1	0	1	0	0	Cardenas, C	.300	3	0	1	1	0	0	0	0	1	15	0
a-Sikes, PH-DH	.392	1	0	0	0	0	0	0	0	1	0	0	1-Roberto, PR	.158	0	1	0	0	0	0	0	0	0	0	0
McElveny, 2B	.174	3	0	0	0	0	0	0	0	3	1	1	Duran, 1B	.267	3	0	2	1	0	0	0	0	1	4	0
Feliz, RF	.180	1	0	0	0	0	0	0	2	1	1	0	Ramirez, DH	.056	2	0	0	0	0	0	0	0	1	0	0
Vela, 3B	.219	3	0	1	0	0	0	0	0	0	0	1	a-Oliver, PH	.204	1	0	1	0	0	0	1	0	0	0	0
Zeferjahn, P	.000	0	0	0	0	0	0	0	0	0	0	0	Paredes, P	.000	0	0	0	0	0	0	0	0	0	0	0
Jackson, P	.000	0	0	0	0	0	0	0	0	0	0	0	Petty, P	.000	0	0	0	0	0	0	0	0	0	0	1
Uberstine, P	.000	0	0	0	0	0	0	0	0	0	2	0	MacLeod, P	.000	0	0	0	0	0	0	0	0	0	0	0
Gettys, P	.000	0	0	0	0	0	0	0	0	0	0	0	Aria, P	.000	0	0	0	0	0	0	0	0	0	0	0
Troye, P	.000	0	0	0	0	0	0	0	0	0	0	0	<b>Totals</b>	<b>.227</b>	<b>25</b>	<b>4</b>	<b>7</b>	<b>2</b>	<b>0</b>	<b>1</b>	<b>3</b>	<b>2</b>	<b>11</b>	<b>21</b>	<b>3</b>
Bautista, P	.000	0	0	0	0	0	0	0	0	0	0	0	a-Singled for Ramirez in the 7th. 1-Ran for Cardenas in the 7th.												
<b>Totals</b>	<b>.267</b>	<b>25</b>	<b>3</b>	<b>5</b>	<b>1</b>	<b>1</b>	<b>0</b>	<b>3</b>	<b>4</b>	<b>15</b>	<b>19</b>	<b>4</b>													

a-Struck out for Belen in the 7th.

**BATTING**

**2B** : Gonzalez, B (5, Petty).  
**3B** : Bess (2, Petty).  
**TB** : Belen; Bess 3; Gonzalez, B 2; Mejicano; Vela.  
**RBI** : Belen (8); Bess (13); Gonzalez, B (27).  
**2-out RBI** : Gonzalez, B; Belen; Bess.  
**Runners left in scoring position, 2 out** : Mejicano 2.  
**GIDP** : Vela.  
**Team RISP** : 3-for-4.  
**Team LOB** : 5.

**FIELDING**

**DP** : (Vela-McElveny-Bess).

**BATTING**

**2B** : Duran (1, Zeferjahn); Cardenas (1, Bautista).  
**HR** : Rosario (5, 1st inning off Zeferjahn, 1 on, 1 out).  
**TB** : Aguiar; Cardenas 2; Duran 3; Oliver; Rosario 5.  
**RBI** : Oliver (5); Rosario 2 (40).  
**Runners left in scoring position, 2 out** : Ramirez; Cespedes.  
**GIDP** : Cardenas.  
**Team RISP** : 3-for-8.  
**Team LOB** : 4.

**BASERUNNING**

**SB** : Rosario 2 (4, 2nd base off Troye/Mejicano, home off Troye/Mejicano); Aguiar (2, 2nd base off Troye/Mejicano).

**FIELDING**

**DP** : (Miller-Rodriguez, En-Duran).

<b>FCL Red Sox</b>	<b>ERA</b>	<b>IP</b>	<b>H</b>	<b>R</b>	<b>ER</b>	<b>BB</b>	<b>SO</b>	<b>HR</b>	<b>BF</b>	<b>FCL Twins</b>	<b>ERA</b>	<b>IP</b>	<b>H</b>	<b>R</b>	<b>ER</b>	<b>BB</b>	<b>SO</b>	<b>HR</b>	<b>BF</b>
Zeferjahn	3.21	2.0	2	2	2	2	3	1	9	Paredes	2.25	2.0	0	0	0	0	5	0	6
Jackson	3.57	1.0	0	0	0	0	0	0	3	Petty	5.40	3.0	4	3	3	1	4	0	13
Uberstine (H, 1)	1.17	1.0	0	0	0	0	1	0	3	MacLeod	0.00	1.2	1	0	0	2	5	0	8
Gettys (H, 2)	3.60	1.0	1	0	0	0	3	0	4	Aria (W, 3-2)	3.16	0.1	0	0	0	1	1	0	2
Troye (BS, 1)	4.50	1.0	2	1	1	0	3	0	5	<b>Totals</b>	<b>5.05</b>	<b>7.0</b>	<b>5</b>	<b>3</b>	<b>3</b>	<b>4</b>	<b>15</b>	<b>0</b>	<b>29</b>
Bautista (L, 0-1)	10.80	0.1	2	1	1	0	1	0	3										
<b>Totals</b>	<b>4.20</b>	<b>6.1</b>	<b>7</b>	<b>4</b>	<b>4</b>	<b>2</b>	<b>11</b>	<b>1</b>	<b>27</b>										

**WP** : Zeferjahn.

**Groundouts-flyouts** : Zeferjahn 1-1; Jackson 1-1; Uberstine 2-0; Gettys 0-0; Troye 0-0; Bautista 0-0; Paredes 0-0; Petty 2-1; MacLeod 0-0; Aria 0-0.

**Batters faced** : Zeferjahn 9; Jackson 3; Uberstine 3; Gettys 4; Troye 5; Bautista 3; Paredes 6; Petty 13; MacLeod 8; Aria 2.

**Inherited runners-scored** : Aria 2-0.

**Umpires** : HP: Chad Westlake. 1B: Chris Argueza.

**Official Scorer** : Brian Mullen

**Weather** : 86 degrees, Cloudy

**Wind** : 7 mph, R To L

**First pitch** : 1:50 PM

**T** : 2:01 (:19 delay)

**Venue** : JetBlue Park

**September 18, 2021**

FCL Twins Hitting - 2021 - Regular Season - All Players

#	Player	Team	B	AVG	G	AB	R	H	TB	2B	3B	HR	RBI	BB	IBB	SO	SB	CS	OBP	SLG	OPS	PA	SAC	SF	HBP	GIDP	E
15	Aguiar, C	TWI	L	.216	29	97	11	21	48	1	1	8	20	9	0	40	2	1	.280	.495	.775	107	0	1	0	0	2
11	Baez, L	TWI	R	.298	28	84	14	25	34	3	3	0	4	8	0	22	3	3	.385	.405	.790	96	0	0	4	1	1
53	Cardenas, N	TWI	R	.300	13	20	3	6	10	1	0	1	4	3	0	3	0	0	.400	.500	.900	25	0	1	1	1	2
37	Castro, W	TWI	R	.259	29	58	8	15	30	2	2	3	18	9	0	20	0	1	.377	.517	.894	69	0	0	2	0	4
51	Cavaco, K	TWI	R	.222	3	9	2	2	3	1	0	0	2	1	0	3	1	0	.300	.333	.633	10	0	0	0	0	0
23	Cespedes, R	TWI	L	.157	39	127	13	20	36	3	2	3	15	13	0	42	3	1	.245	.283	.528	143	0	1	2	0	6
20	Duran, G	TWI	L	.267	13	30	3	8	11	1	1	0	2	5	0	13	1	0	.389	.367	.756	36	0	0	1	1	1
59	Feliz, J	TWI	R	.364	6	22	7	8	16	2	0	2	3	1	0	6	0	0	.391	.727	1.119	23	0	0	0	0	1
31	Garland, N	TWI	R	1.000	1	1	0	1	1	0	0	0	0	0	0	0	0	0	1.000	1.000	2.000	1	0	0	0	0	0
2	Gomez, L	TWI	L	.243	30	70	8	17	22	5	0	0	3	20	0	21	1	1	.424	.314	.738	92	0	0	2	2	9
46	Goree, Z	TWI	L	.000	1	0	0	0	0	0	0	0	0	0	0	0	0	0	.000	.000	.000	0	0	0	0	0	0
9	Hall, A	TWI	R	.125	6	8	0	1	1	0	0	0	1	1	0	2	0	0	.200	.125	.325	10	0	1	0	0	1
49	Jimenez, A	TWI	R	.136	28	81	5	11	20	2	2	1	5	7	0	28	3	1	.213	.247	.460	89	0	0	1	2	0
41	Keirse, D	TWI	L	.364	3	11	4	4	4	0	0	0	0	0	0	1	1	0	.417	.364	.780	12	0	0	1	0	0
38	McKinnon, K	TWI	R	.400	3	5	0	2	3	1	0	0	0	2	0	1	1	1	.571	.600	1.171	7	0	0	0	0	0
47	Miller, N	TWI	S	.238	22	84	11	20	31	3	1	2	14	9	0	26	1	1	.316	.369	.685	96	1	1	1	3	4
19	Nigro, F	TWI	R	.120	16	25	1	3	3	0	0	0	3	3	0	12	0	0	.241	.120	.361	30	1	0	1	0	1
64	Olivar, R	TWI	R	.204	34	49	5	10	17	2	1	1	5	8	0	17	3	0	.339	.347	.686	59	0	0	2	0	1
13	Pena, A	TWI	R	.321	26	84	11	27	33	6	0	0	10	7	0	25	3	1	.380	.393	.773	92	0	0	1	1	1
31	Perez, M	TWI	R	.750	1	4	2	3	6	0	0	1	2	1	0	0	1	0	.800	1.500	2.300	5	0	0	0	0	1
38	Prato, A	TWI	R	.222	5	18	4	4	4	0	0	0	2	3	0	5	1	0	.391	.222	.614	23	0	0	2	0	0
48	Ramirez, B	TWI	R	.056	14	36	4	2	3	1	0	0	2	7	0	26	0	0	.227	.083	.311	44	0	0	1	0	2
44	Roberto, N	TWI	R	.158	24	57	10	9	16	1	0	2	5	5	0	25	2	2	.238	.281	.519	63	0	0	1	0	0
4	Rodriguez, E	TWI	L	.214	37	126	31	27	66	5	2	10	23	23	0	56	9	4	.346	.524	.870	153	0	1	3	0	3
24	Rodriguez, E	TWI	L	.229	23	48	11	11	20	2	2	1	4	15	0	21	1	1	.415	.417	.832	65	0	1	1	0	4
16	Rosario, K	TWI	R	.277	51	188	32	52	85	10	4	5	40	19	0	66	4	0	.341	.452	.794	208	0	1	0	5	2
25	Smith, L	TWI	R	.171	28	70	10	12	31	2	1	5	12	13	0	26	1	1	.326	.443	.768	86	0	0	3	0	5
60	Snyder, G	TWI	L	.235	6	17	2	4	5	1	0	0	2	2	0	5	0	0	.300	.294	.594	20	0	1	0	1	0
35	Sosa, M	TWI	R	.218	18	55	6	12	22	4	0	2	11	4	0	22	1	0	.283	.400	.683	60	0	0	1	1	4
5	Soto, Y	TWI	R	.228	31	92	9	21	28	4	0	1	7	15	0	32	3	1	.343	.304	.647	108	0	0	1	1	7
31	Soularie, A	TWI	R	.350	6	20	3	7	11	1	0	1	3	4	0	6	0	0	.480	.550	1.030	25	0	0	1	2	0
57	Tatum, D	TWI	R	.000	5	7	2	0	0	0	0	0	0	3	0	4	0	0	.300	.000	.300	10	0	0	0	0	2
1	Valdez, W	TWI	R	.246	40	122	25	30	47	8	0	3	11	17	1	45	4	0	.359	.385	.744	145	0	1	5	4	3
21	Vallejo, M	TWI	R	.143	10	21	3	3	6	3	0	0	2	0	0	8	0	0	.250	.286	.536	24	0	0	3	1	1
8	Vasquez, A	TWI	S	.167	6	6	3	1	2	1	0	0	1	2	0	3	0	0	.500	.333	.833	10	0	0	2	0	0
66	Wallner, M	TWI	L	.333	2	6	2	2	2	0	0	0	0	0	0	2	0	0	.333	.333	.667	6	0	0	0	0	0
52	Wiel, Z	TWI	R	.120	9	25	4	3	8	2	0	1	4	2	0	8	0	0	.258	.320	.578	31	0	1	3	1	0
59	Yake, E	TWI	L	.238	7	21	4	5	7	2	0	0	3	5	0	4	3	0	.385	.333	.718	26	0	0	0	2	3
<b>TWI</b>				<b>.227</b>	<b>59</b>	<b>1804</b>	<b>273</b>	<b>409</b>	<b>692</b>	<b>80</b>	<b>22</b>	<b>53</b>	<b>243</b>	<b>246</b>	<b>1</b>	<b>646</b>	<b>53</b>	<b>20</b>	<b>.333</b>	<b>.384</b>	<b>.716</b>	<b>2109</b>	<b>2</b>	<b>11</b>	<b>46</b>	<b>29</b>	<b>78</b>
<b>OPP</b>				<b>.254</b>	<b>55</b>	<b>1876</b>	<b>327</b>	<b>477</b>	<b>733</b>	<b>115</b>	<b>21</b>	<b>33</b>	<b>288</b>	<b>227</b>	<b>1</b>	<b>544</b>	<b>75</b>	<b>12</b>	<b>.347</b>	<b>.391</b>	<b>.737</b>	<b>2172</b>	<b>4</b>	<b>16</b>	<b>47</b>	<b>23</b>	

FCL Twins Pitching - 2021 - Regular Season - All Players

#	Player	Team	T	W	L	ERA	G	GS	CG	SHO	GF	HLD	SV	SVO	IP	H	R	ER	HR	HB	BB	IBB	SO	AVG	WP	BK	GIDP	TBF	
27	Adams, T	TWI	R	0	1	20.25	1	1	0	0	0	0	0	0	1.1	2	3	3	0	0	2	0	3	.333	0	0	0	8	
40	Aria, D	TWI	L	3	2	3.16	13	6	0	0	2	1	0	0	25.2	14	10	9	0	0	23	0	39	.161	6	9	1	112	
62	Barrington, M	TWI	R	1	1	3.46	5	0	0	0	4	0	2	4	13.0	11	5	5	0	0	4	0	22	.224	4	0	0	53	
17	Bellair, C	TWI	R	0	2	6.43	10	0	0	0	8	0	1	2	21.0	27	24	15	4	1	7	0	34	.290	1	0	2	102	
47	Breek, D	TWI	R	0	1	21.60	3	2	0	0	0	0	0	0	1.2	0	9	4	0	2	7	0	1	.000	0	0	0	15	
41	Campbell, L	TWI	R	0	0	2.25	3	0	0	0	1	1	0	0	4.0	3	1	1	0	1	1	0	3	.214	0	0	0	16	
51	Carr, J	TWI	L	0	0	3.00	5	0	0	0	1	0	0	0	9.0	9	4	3	1	0	1	0	11	.243	0	0	0	38	
30	Feliz, R	TWI	R	0	4	10.32	13	2	0	0	4	0	0	2	22.2	35	28	26	4	3	13	0	22	.340	6	0	1	119	
39	Festa, D	TWI	R	1	0	0.00	2	0	0	0	0	0	0	0	5.0	1	0	0	0	0	0	0	8	.063	0	0	0	16	
18	German, G	TWI	R	2	4	5.59	12	11	0	0	0	0	0	0	38.2	33	27	24	3	2	32	0	43	.226	13	0	1	182	
41	Gilmartin, S	TWI	L	0	0	16.62	3	1	0	0	0	0	0	0	4.1	10	9	8	1	0	2	0	8	.455	2	0	0	24	
46	Goree, Z	TWI	L	0	0	20.25	2	0	0	0	0	0	0	0	1.1	5	4	3	0	0	3	0	4	.500	0	0	0	13	
57	Grace, R	TWI	R	0	0	0.00	1	0	0	0	0	0	0	0	2.0	0	0	0	0	0	0	0	3	.000	0	0	0	6	
36	Headrick, B	TWI	L	0	0	0.00	1	1	0	0	0	0	0	0	1.2	1	1	0	0	0	2	0	2	.167	0	0	0	8	
27	Hicks, J	TWI	R	0	2	7.07	5	1	0	0	0	0	0	0	14.0	16	15	11	0	3	2	0	16	.271	1	0	0	65	
9	Koch, B	TWI	R	0	0	6.00	2	0	0	0	0	0	0	0	3.0	3	2	2	1	0	0	0	2	.231	0	0	0	13	
66	Labas, A	TWI	R	1	0	4.50	1	0	0	0	0	0	0	0	2.0	3	1	1	0	0	0	0	2	.375	0	0	0	8	
66	Lavallee, J	TWI	R	0	0	4.50	1	0	0	0	0	0	0	0	2.0	2	1	1	0	0	0	0	3	.222	0	0	0	9	
52	Leach, L	TWI	R	0	0	2.57	3	3	0	0	0	0	0	0	7.0	8	2	2	0	0	3	0	6	.276	1	0	1	32	
36	MacLeod, C	TWI	L	0	0	0.00	1	0	0	0	0	0	0	0	1.2	1	0	0	0	0	2	0	5	.167	0	0	0	8	
36	McMahon, H	TWI	R	0	0	0.00	1	1	0	0	0	0	0	0	2.0	1	0	0	0	0	0	0	4	.143	0	0	0	7	
33	Mendez, J	TWI	R	2	3	3.58	12	5	0	0	1	1	1	1	27.2	21	13	11	2	2	14	0	37	.196	6	0	0	123	
65	Moreno, D	TWI	R	1	2	7.54	15	0	0	0	4	1	0	0	22.2	23	22	19	0	4	18	0	21	.256	5	0	1	114	
22	Moreno, E	TWI	R	0	2	5.20	12	6	0	0	2	0	0	1	36.1	31	23	21	3	8	21	0	33	.225	6	2	1	168	
39	Mullenbach, M	TWI	R	1	1	3.44	9	0	0	0	1	1	0	2	18.1	20	10	7	0	3	8	1	18	.274	1	0	2	87	
39	Nowlin, J	TWI	L	0	1	81.00	1	0	0	0	0	0	0	0	0.1	2	4	3	0	0	2	0	1	.667	2	0	0	5	
41	Ohl, P	TWI	R	0	0	16.20	1	0	0	0	0	0	0	0	1.2	5	3	3	1	0	0	0	1	.500	1	0	0	10	
31	Paredes, M	TWI	R	0	0	2.25	2	1	0	0	0	0	0	0	4.0	1	1	1	0	0	1	0	6	.077	0	0	0	14	
55	Perez, E	TWI	L	0	1	7.77	11	2	0	0	3	1	0	0	22.0	25	20	19	4	2	18	0	24	.281	2	2	0	109	
58	Perez, S	TWI	L	4	2	1.45	13	1	0	0	11	0	0	0	37.1	29	9	6	1	1	5	0	39	.210	1	1	1	146	
9	Petty, C	TWI	R	0	0	5.40	2	1	0	0	0	0	0	0	5.0	6	3	3	0	0	1	0	6	.300	0	1	1	21	
36	Pineda, R	TWI	R	0	3	4.35	13	0	0	0	8	1	2	2	20.2	22	12	10	2	2	2	0	17	.272	3	0	0	87	
31	Povich, C	TWI	L	0	0	0.00	1	1	0	0	0	0	0	0	2.0	1	0	0	0	0	0	0	3	.143	0	0	0	7	
50	Reyes, W	TWI	L	1	3	5.14	11	6	0	0	1	0	0	0	42.0	47	25	24	2	9	17	0	37	.292	6	1	9	188	
57	Rimmel, N	TWI	R	0	0	3.86	3	3	0	0	0	0	0	0	7.0	6	4	3	0	0	1	0	7	.222	1	0	0	29	
52	Rodriguez, O	TWI	R	0	1	27.00	1	0	0	0	0	0	0	0	1.1	2	4	4	1	0	2	0	0	.333	0	0	0	8	
38	Rozeck, A	TWI	L	1	0	0.00	2	0	0	0	0	0	0	0	6.0	4	0	0	0	0	2	0	13	.182	0	1	0	24	
52	Shreve, R	TWI	R	1	0	9.00	1	0	0	0	0	0	0	0	1.0	2	2	1	0	0	0	0	3	.400	0	0	0	5	
53	Stankiewicz, J	TWI	R	0	0	4.50	1	1	0	0	0	0	0	0	2.0	2	1	1	0	0	1	0	6	.222	0	0	0	10	
41	Thorpe, L	TWI	L	0	1	3.18	2	2	0	0	0	0	0	0	5.2	3	2	2	0	1	1	0	7	.150	0	0	1	22	
12	Velez, R	TWI	R	0	0	5.40	5	0	0	0	1	0	0	0	6.2	8	6	4	2	1	5	0	8	.286	0	0	0	34	
32	Wilson, J	TWI	L	0	1	3.86	14	0	0	0	6	0	2	2	23.1	32	17	10	1	2	4	0	16	.327	3	0	1	107	
				<b>TWI</b>	<b>21</b>	<b>38</b>	<b>5.05</b>	<b>59</b>	<b>59</b>	<b>0</b>	<b>2</b>	<b>57</b>	<b>8</b>	<b>8</b>	<b>16</b>	<b>476.0</b>	<b>477</b>	<b>327</b>	<b>267</b>	<b>33</b>	<b>47</b>	<b>227</b>	<b>1</b>	<b>544</b>	<b>.254</b>	<b>71</b>	<b>17</b>	<b>23</b>	<b>2172</b>
				<b>OPP</b>	<b>37</b>	<b>18</b>	<b>4.02</b>	<b>55</b>	<b>58</b>	<b>0</b>	<b>1</b>	<b>58</b>	<b>16</b>	<b>16</b>	<b>20</b>	<b>483.0</b>	<b>409</b>	<b>273</b>	<b>216</b>	<b>53</b>	<b>46</b>	<b>246</b>	<b>1</b>	<b>646</b>	<b>.227</b>	<b>70</b>	<b>12</b>	<b>29</b>	<b>2109</b>

Florida Complex League Standings - 2021 - Regular Season

<b>FCL East</b>	<b>W</b>	<b>L</b>	<b>PCT</b>	<b>GB</b>	<b>L10</b>	<b>STRK</b>	<b>HOME</b>	<b>ROAD</b>	<b>RS</b>	<b>RA</b>	<b>DIFF</b>
FCL Mets	32	22	.593	-	8-2	W5	17-12	15-10	258	242	16
FCL Astros	28	28	.500	5.0	5-5	W1	18-10	10-18	249	240	9
FCL Marlins	27	28	.491	5.5	5-5	L1	14-13	13-15	257	251	6
FCL Nationals	26	30	.464	7.0	5-5	L4	15-13	11-17	273	273	0
FCL Cardinals	24	29	.453	7.5	2-8	W1	13-12	11-17	235	266	-31
<b>FCL North</b>	<b>W</b>	<b>L</b>	<b>PCT</b>	<b>GB</b>	<b>L10</b>	<b>STRK</b>	<b>HOME</b>	<b>ROAD</b>	<b>RS</b>	<b>RA</b>	<b>DIFF</b>
FCL Yankees	36	16	.692	-	7-3	W4	21-5	15-11	366	274	92
FCL Phillies	26	14	.650	4.0	8-2	W3	16-4	10-10	261	190	71
FCL Blue Jays	25	29	.463	12.0	2-8	L2	13-14	12-15	361	301	60
FCL Tigers East	19	32	.373	16.5	4-6	L3	10-16	9-16	260	356	-96
FCL Tigers West	18	33	.353	17.5	4-6	L2	10-15	8-18	206	333	-127
<b>FCL South</b>	<b>W</b>	<b>L</b>	<b>PCT</b>	<b>GB</b>	<b>L10</b>	<b>STRK</b>	<b>HOME</b>	<b>ROAD</b>	<b>RS</b>	<b>RA</b>	<b>DIFF</b>
FCL Rays	42	15	.737	-	8-2	W3	19-9	23-6	363	201	162
FCL Red Sox	37	20	.649	5.0	6-4	L1	20-9	17-11	332	253	79
FCL Pirates Gold	30	14	.682	5.5	7-3	W2	14-8	16-6	261	167	94
FCL Pirates Black	19	23	.452	15.5	4-6	L1	9-13	10-10	203	231	-28
FCL Braves	25	31	.446	16.5	3-7	L3	12-16	13-15	221	282	-61
FCL Orioles Black	18	28	.391	18.5	1-8	L3	7-15	11-13	209	262	-53
FCL Twins	21	38	.356	22.0	4-6	W1	8-22	13-16	273	327	-54
FCL Orioles Orange	11	34	.244	25.0	3-7	L3	3-19	8-15	193	332	-139

**DSL Blue Jays (26-15) 9,DSL Twins (17-27) 5**  
**Sep 11th, 2021**

	<b>1</b>	<b>2</b>	<b>3</b>	<b>4</b>	<b>5</b>	<b>6</b>	<b>7</b>	<b>8</b>	<b>9</b>	<b>R</b>	<b>H</b>	<b>E</b>
<b>DSL Blue Jays</b>	1	0	0	0	0	6	0	2	0	9	7	2
<b>DSL Twins</b>	0	1	0	0	0	4	0	0	0	5	7	4

	AB	R	H	RBI	BB	SO	LOB	AVG		AB	R	H	RBI	BB	SO	LOB	AVG
<b>DSL Blue Jays</b>									<b>DSL Twins</b>								
Fajardo, 2B	5	0	1	2	0	0	2	.333	Rodriguez, 3B	4	0	0	0	0	2	3	.143
Gimenez, 3B	4	0	0	0	1	1	1	.212	De Andrade, SS	4	0	1	1	1	0	1	.262
Beltre, SS	4	2	1	0	1	0	3	.233	Perez, CF	3	0	0	0	1	1	3	.250
Aponte, DH	4	1	1	0	0	0	0	.240	Cruz, 1B	3	1	1	0	2	0	2	.206
Feliz, 1B	5	1	1	1	0	2	2	.247	De La Cruz, DH	4	1	1	0	0	1	3	.259
Arias, RF	5	0	0	0	0	0	2	.248	Del Valle, RF	4	2	2	3	0	1	0	.190
Munoz, Y, RF	0	0	0	0	0	0	0	.302	Martinez, LF	4	1	1	0	0	0	1	.200
Oliva, LF	2	2	0	0	1	1	1	.130	Moreno, C	4	0	0	0	0	4	2	.103
Garcia, E, CF	4	2	2	2	0	0	1	.266	Gervis, 2B	3	0	1	1	1	1	1	.194
Hernandez, J, C	3	1	1	0	0	0	1	.143	Rojas, P	0	0	0	0	0	0	0	.000
Santana, P	0	0	0	0	0	0	0	.000	Paredes, P	0	0	0	0	0	0	0	.000
Ochoa, P	0	0	0	0	0	0	0	.000	Jimenez, P	0	0	0	0	0	0	0	.000
De Jesus, P	0	0	0	0	0	0	0	.000	Brito, P	0	0	0	0	0	0	0	.000
Obeso, P	0	0	0	0	0	0	0	.000	<b>Totals</b>	<b>33</b>	<b>5</b>	<b>7</b>	<b>5</b>	<b>5</b>	<b>10</b>	<b>16</b>	<b>.206</b>
Mercedes, P	0	0	0	0	0	0	0	.000									
<b>Totals</b>	<b>36</b>	<b>9</b>	<b>7</b>	<b>5</b>	<b>3</b>	<b>4</b>	<b>13</b>	<b>.258</b>									

**BATTING**  
**HR** : Del Valle (1, 6th inning off Obeso, 2 on, 0 out).  
**TB** : Cruz; De Andrade; De La Cruz; Del Valle 5; Gervis; Martinez.  
**RBI** : De Andrade (14); Del Valle 3 (9); Gervis (4).  
**2-out RBI** : Gervis; De Andrade.  
**Runners left in scoring position, 2 out** : Perez 2; De La Cruz 2; Rodriguez.  
**GDP** : Cruz.  
**Team RISP** : 3-for-10.  
**Team LOB** : 8.

**BATTING**  
**HR** : Del Valle (1, 6th inning off Obeso, 2 on, 0 out).  
**TB** : Cruz; De Andrade; De La Cruz; Del Valle 5; Gervis; Martinez.  
**RBI** : De Andrade (14); Del Valle 3 (9); Gervis (4).  
**2-out RBI** : Gervis; De Andrade.  
**Runners left in scoring position, 2 out** : Perez 2; De La Cruz 2; Rodriguez.  
**GDP** : Cruz.  
**Team RISP** : 3-for-10.  
**Team LOB** : 8.

**BASERUNNING**  
**SB** : Aponte (4, 2nd base off Rojas/Moreno); Fajardo (17, 2nd base off Jimenez/Moreno).

**BASERUNNING**  
**SB** : Gervis (7, 2nd base off Santana/Hernandez, J).  
**CS** : Gervis (3, 2nd base by Obeso/Hernandez, J).

**FIELDING**  
**E** : Santana (2, pickoff); Feliz (3, throw).  
**DP** : (Gimenez-Fajardo-Feliz).

**FIELDING**  
**E** : Martinez (7, fielding); Gervis (8, throw); Perez (2, throw); De Andrade (9, throw).  
**PB** : Moreno (1).

	IP	H	R	ER	BB	SO	HR	ERA		IP	H	R	ER	BB	SO	HR	ERA
<b>DSL Blue Jays</b>									<b>DSL Twins</b>								
Santana	2.0	3	1	0	1	3	0	5.29	Rojas	4.0	3	1	0	0	2	0	1.27
Ochoa	1.0	0	0	0	1	0	0	4.63	Paredes (L, 2-4)	1.2	2	5	5	1	0	0	6.48
De Jesus	1.0	0	0	0	0	1	0	12.54	Jimenez	2.1	2	3	1	2	1	0	1.93
Obeso (W, 2-0)	1.1	3	4	3	3	1	1	8.10	Brito	1.0	0	0	0	0	1	0	5.68
Mercedes (S, 1)	3.2	1	0	0	0	5	0	4.43	<b>Totals</b>	<b>9.0</b>	<b>7</b>	<b>9</b>	<b>6</b>	<b>3</b>	<b>4</b>	<b>0</b>	<b>4.45</b>
<b>Totals</b>	<b>9.0</b>	<b>7</b>	<b>5</b>	<b>3</b>	<b>5</b>	<b>10</b>	<b>1</b>	<b>3.99</b>									

**WP** : Santana; Jimenez 2.  
**HBP** : Aponte (by Paredes); Oliva (by Paredes); Hernandez, J (by Jimenez); Rodriguez (by Mercedes); Perez (by Mercedes).  
**Groundouts-flyouts** : Santana 3-0; Ochoa 1-0; De Jesus 1-1; Obeso 2-1; Mercedes 2-1; Rojas 6-3; Paredes 3-1; Jimenez 5-1; Brito 2-0.  
**Batters faced** : Santana 10; Ochoa 4; De Jesus 3; Obeso 10; Mercedes 13; Rojas 16; Paredes 10; Jimenez 13; Brito 3.  
**Inherited runners-scored** : Mercedes 2-1; Jimenez 1-1.  
**Umpires** : HP: Julio Castillo. 1B: David Luciano.  
**Official Scorer** : Wilson Bonilla  
**Weather** : 85 degrees, Sunny  
**Wind** : 1 mph, Calm  
**First pitch** : 10:32 AM  
**T** : 3:21 (:14 delay)  
**Venue** : TBD  
**September 18, 2021**

**DSL Twins (20-29) 7,DSL Blue Jays (29-17) 2**  
**Sep 18th, 2021**

	<b>1</b>	<b>2</b>	<b>3</b>	<b>4</b>	<b>5</b>	<b>6</b>	<b>7</b>	<b>R</b>	<b>H</b>	<b>E</b>
<b>DSL Twins</b>	2	1	0	2	2	0	0	<b>7</b>	7	1
<b>DSL Blue Jays</b>	0	0	0	0	2	0	0	<b>2</b>	7	2

<b>DSL Twins</b>	<b>AB</b>	<b>R</b>	<b>H</b>	<b>RBI</b>	<b>BB</b>	<b>SO</b>	<b>LOB</b>	<b>AVG</b>
Madrigal, RF	4	0	1	0	0	2	0	.165
Martinez, 1B	2	1	2	0	2	0	0	.221
Marrero, LF	1	1	0	0	2	0	2	.256
Del Valle, CF	2	0	1	2	1	1	2	.196
Perez, CF	1	0	0	0	0	0	2	.231
Rodriguez, 3B	4	0	0	0	0	2	4	.129
Rivero, C	4	2	1	0	0	1	2	.175
Gervis, 2B	2	2	1	1	1	1	1	.222
Centeno, DH	4	1	1	2	0	1	1	.182
Michel, SS	3	0	0	0	0	2	1	.183
Rojas, P	0	0	0	0	0	0	0	.000
Soriano, P	0	0	0	0	0	0	0	.000
Tovar, P	0	0	0	0	0	0	0	.000
<b>Totals</b>	<b>27</b>	<b>7</b>	<b>7</b>	<b>5</b>	<b>6</b>	<b>10</b>	<b>15</b>	<b>.204</b>

<b>DSL Blue Jays</b>	<b>AB</b>	<b>R</b>	<b>H</b>	<b>RBI</b>	<b>BB</b>	<b>SO</b>	<b>LOB</b>	<b>AVG</b>
Fajardo, 2B	4	1	1	0	0	1	0	.338
Robertis, LF	4	0	2	1	0	1	0	.293
Munoz, Y, RF	4	0	1	1	0	2	1	.287
Aponte, CF	3	0	0	0	0	1	3	.220
Feliz, 1B	3	0	2	0	0	0	2	.274
Gimenez, SS	3	0	1	0	0	2	1	.190
Oliva, DH	2	0	0	0	0	1	3	.120
a-Garcia, E, PH-DH	0	0	0	0	1	0	0	.292
Perez, W, C	3	0	0	0	0	1	2	.182
Yege, 3B	3	1	0	0	0	0	1	.256
Villasmil, P	0	0	0	0	0	0	0	.000
Ochoa, P	0	0	0	0	0	0	0	.000
Leon, P	0	0	0	0	0	0	0	.000
Hiciano, P	0	0	0	0	0	0	0	.000
Jimenez, P	0	0	0	0	0	0	0	.000
Rojas, P	0	0	0	0	0	0	0	.000
<b>Totals</b>	<b>29</b>	<b>2</b>	<b>7</b>	<b>2</b>	<b>1</b>	<b>9</b>	<b>13</b>	<b>.263</b>

a-Walked for Oliva in the 6th.

**BATTING**

**2B** : Rivero (5, Villasmil).

**3B** : Del Valle (3, Villasmil).

**HR** : Centeno (2, 4th inning off Leon, 1 on, 1 out).

**TB** : Centeno 4; Del Valle 3; Gervis; Madrigal; Martinez 2; Rivero 2.

**RBI** : Centeno 2 (13); Del Valle 2 (12); Gervis (8).

**Runners left in scoring position, 2 out** : Marrero; Michel; Rodriguez 2.

**SF** : Gervis.

**GIDP** : Perez.

**Team RISP** : 1-for-10.

**Team LOB** : 7.

**FIELDING**

**E** : Rodriguez (8, throw).

**BATTING**

**2B** : Feliz (3, Rojas); Fajardo (6, Rojas).

**TB** : Fajardo 2; Feliz 3; Gimenez; Munoz, Y; Robertis 2.

**RBI** : Munoz, Y (27); Robertis (17).

**Runners left in scoring position, 2 out** : Aponte; Feliz; Perez, W; Oliva.

**Team RISP** : 2-for-9.

**Team LOB** : 7.

**FIELDING**

**E** : Gimenez (4, fielding); Munoz, Y (2, fielding).

**DP** : 2 (Feliz-Perez, W; Fajardo-Gimenez-Feliz).

<b>DSL Twins</b>	<b>IP</b>	<b>H</b>	<b>R</b>	<b>ER</b>	<b>BB</b>	<b>SO</b>	<b>HR</b>	<b>ERA</b>
Rojas	4.2	7	2	1	0	6	0	1.36
Soriano (W, 2-3)	1.1	0	0	0	1	1	0	7.04
Tovar	1.0	0	0	0	0	2	0	4.67
<b>Totals</b>	<b>7.0</b>	<b>7</b>	<b>2</b>	<b>1</b>	<b>1</b>	<b>9</b>	<b>0</b>	<b>4.38</b>

<b>DSL Blue Jays</b>	<b>IP</b>	<b>H</b>	<b>R</b>	<b>ER</b>	<b>BB</b>	<b>SO</b>	<b>HR</b>	<b>ERA</b>
Villasmil (L, 0-1)	2.0	2	3	3	2	3	0	4.15
Ochoa	1.0	0	0	0	2	2	0	4.05
Leon	1.0	4	2	2	0	1	1	3.20
Hiciano	1.0	0	2	0	2	1	0	0.00
Jimenez	1.0	1	0	0	0	1	0	2.16
Rojas	1.0	0	0	0	0	2	0	2.76
<b>Totals</b>	<b>7.0</b>	<b>7</b>	<b>7</b>	<b>5</b>	<b>6</b>	<b>10</b>	<b>1</b>	<b>3.95</b>

**WP** : Villasmil; Ochoa; Hiciano; Rojas.

**HBP** : Marrero (by Jimenez).

**Groundouts-flyouts** : Rojas 4-2; Soriano 3-0; Tovar 0-0; Villasmil 1-1; Ochoa 0-0; Leon 1-0; Hiciano 3-0; Jimenez 1-0; Rojas 1-0.

**Batters faced** : Rojas 22; Soriano 5; Tovar 3; Villasmil 9; Ochoa 5; Leon 7; Hiciano 6; Jimenez 4; Rojas 4.

**Inherited runners-scored** : Soriano 2-0.

**Umpires** : HP: Yuniior Torres. 1B: Marcos Abad.

**Official Scorer** : Ken Cabrera

**Weather** : 85 degrees, Sunny

**Wind** : 1 mph, Calm

**First pitch** : 12:14 PM

**T** : 2:40

**Venue** : TBD

**September 18, 2021**

DSL Twins Hitting - 2021 - Regular Season - All Players

#	Player	Team	B	AVG	G	AB	R	H	TB	2B	3B	HR	RBI	BB	IBB	SO	SB	CS	OBP	SLG	OPS	PA	SAC	SF	HBP	GIDP	E
27	Centeno, A	DSL TWI	R	.182	32	99	11	18	32	4	2	2	13	11	0	38	2	2	.277	.323	.600	112	0	0	2	0	3
2	Contreras, D	DSL TWI	R	.071	11	28	2	2	2	0	0	0	2	3	0	13	0	0	.257	.071	.329	35	0	0	4	0	2
4	Cruz, R	DSL TWI	R	.204	38	137	16	28	41	5	1	2	9	10	1	39	3	0	.257	.299	.556	148	0	1	0	3	17
13	De Andrade, D	DSL TWI	R	.248	44	153	14	38	49	9	1	0	15	14	0	24	6	2	.333	.320	.654	174	0	1	6	1	9
23	De La Cruz, J	DSL TWI	L	.231	29	91	14	21	28	4	0	1	9	5	0	27	2	1	.317	.308	.625	104	0	1	7	0	2
62	Del Valle, J	DSL TWI	R	.196	31	92	14	18	28	1	3	1	12	9	0	24	3	1	.272	.304	.576	103	0	1	1	3	0
32	Gervis, D	DSL TWI	S	.222	28	72	8	16	19	1	1	0	8	12	0	25	8	3	.333	.264	.597	87	0	2	1	0	10
18	Madrigal, R	DSL TWI	R	.165	28	79	13	13	20	4	0	1	5	8	0	35	6	0	.275	.253	.528	91	0	0	4	1	2
16	Marino, J	DSL TWI	R	.300	19	50	6	15	21	4	1	0	3	3	0	12	2	0	.352	.420	.772	54	0	0	1	0	7
19	Marrero, K	DSL TWI	R	.256	30	82	11	21	26	3	1	0	6	10	1	28	7	2	.384	.317	.701	99	0	0	7	3	3
12	Martinez, S	DSL TWI	L	.221	34	95	14	21	29	3	1	1	9	17	0	32	1	1	.342	.305	.647	114	0	1	1	1	7
11	Michel, F	DSL TWI	S	.183	34	109	22	20	30	4	3	0	14	14	0	49	17	5	.318	.275	.593	132	0	1	8	0	12
9	Moreno, J	DSL TWI	R	.122	13	41	3	5	6	1	0	0	1	4	0	23	0	0	.200	.146	.346	45	0	0	0	1	3
48	Nunez, J	DSL TWI	R	.000	1	0	0	0	0	0	0	0	0	0	0	0	0	0	.000	.000	.000	0	0	0	0	0	1
31	Olivares, J	DSL TWI	R	.000	1	0	0	0	0	0	0	0	0	0	0	0	0	0	.000	.000	.000	0	0	0	0	0	0
5	Perez, I	DSL TWI	L	.231	34	104	10	24	36	3	3	1	11	11	1	21	5	2	.333	.346	.680	120	0	0	5	1	2
25	Rivero, G	DSL TWI	S	.175	23	63	9	11	16	5	0	0	8	9	0	20	2	0	.274	.254	.528	73	0	1	0	1	8
15	Rodriguez, L	DSL TWI	S	.129	36	93	14	12	24	1	1	3	13	18	1	33	2	0	.319	.258	.577	119	0	0	8	1	8
<b>DSL TWI</b>				<b>.204</b>	<b>49</b>	<b>1388</b>	<b>181</b>	<b>283</b>	<b>407</b>	<b>52</b>	<b>18</b>	<b>12</b>	<b>138</b>	<b>158</b>	<b>4</b>	<b>443</b>	<b>66</b>	<b>19</b>	<b>.308</b>	<b>.293</b>	<b>.601</b>	<b>1610</b>	<b>0</b>	<b>9</b>	<b>55</b>	<b>16</b>	<b>112</b>
<b>OPP</b>				<b>.208</b>	<b>48</b>	<b>1397</b>	<b>248</b>	<b>291</b>	<b>407</b>	<b>70</b>	<b>11</b>	<b>8</b>	<b>179</b>	<b>201</b>	<b>1</b>	<b>408</b>	<b>102</b>	<b>31</b>	<b>.336</b>	<b>.291</b>	<b>.627</b>	<b>1691</b>	<b>6</b>	<b>13</b>	<b>73</b>	<b>17</b>	

DSL Twins Pitching - 2021 - Regular Season - All Players

#	Player	Team	T	W	L	ERA	G	GS	CG	SHO	GF	HLD	SV	SVO	IP	H	R	ER	HR	HB	BB	IBB	SO	AVG	WP	BK	GIDP	TBF
38	Andrade, H	DSL TWI	R	1	0	19.13	8	0	0	0	4	0	0	0	8.0	15	21	17	0	4	13	0	8	.395	10	4	0	56
65	Boadas, M	DSL TWI	R	0	0	4.44	10	2	0	0	2	0	0	0	26.1	20	14	13	0	8	7	0	28	.204	6	0	0	116
26	Bonilla, J	DSL TWI	R	0	1	7.89	11	0	0	0	4	0	0	2	21.2	15	24	19	0	6	16	0	23	.174	9	0	0	109
30	Brito, J	DSL TWI	R	0	2	5.68	8	0	0	0	4	1	2	2	6.1	3	5	4	1	0	6	0	6	.150	2	0	1	26
39	Chaviel, E	DSL TWI	L	0	2	5.17	10	5	0	0	2	0	0	0	15.2	12	14	9	2	3	8	0	11	.197	5	3	1	72
50	Cleto, T	DSL TWI	R	1	2	2.62	10	10	0	0	0	0	0	0	34.1	17	15	10	2	8	13	0	35	.145	8	0	2	139
41	Duran, R	DSL TWI	R	1	2	8.31	12	1	0	0	5	1	1	1	17.1	25	23	16	0	1	20	1	14	.325	3	1	2	99
33	Gutierrez, C	DSL TWI	R	2	3	3.00	12	3	0	0	3	0	0	0	39.0	24	18	13	0	2	14	0	46	.171	7	2	0	161
	Huizi, E	DSL TWI	R	2	0	3.68	10	0	0	0	1	1	0	2	14.2	12	7	6	1	3	3	0	12	.226	4	0	1	59
55	Jimenez, C	DSL TWI	R	0	1	2.61	7	1	0	0	3	1	1	1	10.1	7	5	3	0	2	6	0	10	.179	5	0	0	47
17	Landaeta, Y	DSL TWI	R	1	3	4.50	10	4	0	0	5	0	1	1	22.0	16	15	11	0	7	21	0	35	.208	6	1	2	105
60	Maldonado, C	DSL TWI	L	1	1	3.21	8	1	0	0	2	0	0	0	14.0	12	6	5	0	6	4	0	25	.226	4	1	2	63
16	Marino, J	DSL TWI	R	0	0	19.64	3	0	0	0	1	0	0	0	3.2	9	8	8	0	2	2	0	4	.450	0	0	0	24
19	Marrero, K	DSL TWI	R	0	0	0.00	3	0	0	0	3	0	0	0	4.2	6	3	0	0	2	1	0	2	.300	0	0	1	23
48	Nunez, J	DSL TWI	R	2	2	1.17	9	8	0	0	0	0	0	0	38.1	20	7	5	1	2	13	0	50	.152	6	1	1	150
31	Olivares, J	DSL TWI	R	3	1	2.31	8	3	0	0	0	0	0	0	11.2	12	5	3	0	1	7	0	11	.261	4	2	0	55
40	Paredes, O	DSL TWI	R	2	4	7.00	12	0	0	0	4	0	0	2	27.0	28	21	21	0	6	11	0	22	.267	3	1	3	122
	Polanco, L	DSL TWI	L	0	0	0.00	1	0	0	0	1	0	1	1	1.0	0	0	0	0	0	2	0	2	.000	1	0	0	6
58	Rojas, J	DSL TWI	L	0	0	1.36	11	7	0	0	2	0	1	1	33.0	22	16	5	0	5	9	0	40	.175	1	2	0	141
20	Soriano, E	DSL TWI	R	2	3	7.04	7	1	0	0	2	0	0	1	7.2	7	9	6	1	1	4	0	7	.241	2	0	0	36
40	Tovar, J	DSL TWI	R	2	2	4.67	10	3	0	0	1	1	0	0	17.1	9	12	9	0	4	21	0	17	.161	6	1	1	82
<b>DSL TWI</b>				<b>20</b>	<b>29</b>	<b>4.38</b>	<b>49</b>	<b>49</b>	<b>0</b>	<b>3</b>	<b>49</b>	<b>5</b>	<b>7</b>	<b>14</b>	<b>374.0</b>	<b>291</b>	<b>248</b>	<b>182</b>	<b>8</b>	<b>73</b>	<b>201</b>	<b>1</b>	<b>408</b>	<b>.208</b>	<b>92</b>	<b>19</b>	<b>17</b>	<b>1691</b>
<b>OPP</b>				<b>28</b>	<b>20</b>	<b>3.36</b>	<b>48</b>	<b>49</b>	<b>1</b>	<b>5</b>	<b>48</b>	<b>5</b>	<b>6</b>	<b>12</b>	<b>377.2</b>	<b>283</b>	<b>181</b>	<b>141</b>	<b>12</b>	<b>55</b>	<b>158</b>	<b>4</b>	<b>443</b>	<b>.204</b>	<b>77</b>	<b>7</b>	<b>16</b>	<b>1610</b>



Dominican Summer League Standings - 2021 - Regular Season

	W	L	PCT	GB	L10	STRK	HOME	ROAD	RS	RA	DIFF
<b>DSL North</b>											
DSL Rangers1	32	15	.681	-	6-4	W2	18-5	14-10	287	195	92
DSL Pirates Black	30	18	.625	2.5	7-3	L1	16-8	14-10	199	182	17
DSL Red Sox Blue	30	18	.625	2.5	7-3	L2	18-6	12-12	265	206	59
DSL Dodgers Shoemaker	23	23	.500	8.5	5-5	L1	12-10	11-13	257	218	39
DSL Rays2	21	27	.438	11.5	3-7	W1	14-10	7-17	216	228	-12
DSL Royals White	16	25	.390	13.0	3-7	L1	12-11	4-14	169	218	-49
DSL Cubs Blue	19	29	.396	13.5	4-6	L3	10-13	9-16	208	246	-38
DSL Indians Red	19	30	.388	14.0	5-5	W1	12-12	7-18	247	296	-49
<b>DSL South</b>											
DSL Rockies	32	17	.653	-	6-4	W2	15-10	17-7	253	180	73
DSL Phillies Red	28	19	.596	3.0	7-3	W3	18-7	10-12	184	164	20
DSL Nationals	27	22	.551	5.0	7-3	W3	16-8	11-14	202	167	35
DSL Yankees1	26	23	.531	6.0	5-5	L2	11-14	15-9	297	250	47
DSL Angels	24	24	.500	7.5	3-7	L2	12-11	12-13	217	197	20
DSL Mets1	21	27	.438	10.5	4-6	L1	11-13	10-14	163	233	-70
DSL Twins	20	29	.408	12.0	5-5	W1	9-16	11-13	181	248	-67
DSL Cardinals Blue	17	32	.347	15.0	4-6	W1	7-17	10-15	205	284	-79
<b>DSL Northeast</b>											
DSL Colorado	32	17	.653	-	7-3	L1	16-8	16-9	262	151	111
DSL Mariners	30	19	.612	2.0	5-5	L1	15-10	15-9	266	214	52
DSL D-backs2	25	24	.510	7.0	5-5	W1	15-9	10-15	181	216	-35
DSL Yankees2	24	25	.490	8.0	5-5	W1	12-12	12-13	327	285	42
DSL Orioles2	22	24	.478	8.5	8-2	W6	11-13	11-11	192	260	-68
DSL Brewers2	23	26	.469	9.0	3-7	L1	10-15	13-11	210	206	4
DSL Giants Orange	20	24	.455	9.5	3-7	L5	12-10	8-14	215	241	-26
DSL Pirates Gold	15	33	.313	16.5	3-7	W1	7-17	8-16	183	256	-73
<b>DSL Northwest</b>											
DSL Royals Blue	28	14	.667	-	6-4	W2	12-8	16-6	231	174	57
DSL Indians Blue	27	21	.563	4.0	3-7	L1	13-11	14-10	249	253	-4
DSL Dodgers Bautista	26	21	.553	4.5	5-5	W2	10-13	16-8	240	241	-1
DSL Red Sox Red	25	22	.532	5.5	5-5	W1	11-12	14-10	196	203	-7
DSL Rays1	24	24	.500	7.0	6-4	L2	15-10	9-14	232	207	25
DSL Astros	19	28	.404	11.5	5-5	L2	9-15	10-13	209	259	-50
DSL Marlins	18	29	.383	12.5	4-6	L1	7-16	11-13	252	259	-7
DSL Athletics	15	29	.341	14.0	4-6	W1	7-16	8-13	187	270	-83
<b>DSL Baseball City</b>											
DSL Padres	31	17	.646	-	3-7	L1	18-7	13-10	302	268	34
DSL Blue Jays	29	17	.630	1.0	7-3	L1	14-9	15-8	261	209	52
DSL Reds	24	22	.522	6.0	6-4	W1	13-9	11-13	310	251	59
DSL White Sox	22	26	.458	9.0	6-4	W1	12-12	10-14	214	251	-37
DSL D-backs1	18	30	.375	13.0	5-5	L1	10-15	8-15	196	240	-44
DSL Orioles1	13	30	.302	15.5	1-9	L3	6-14	7-16	175	231	-56
<b>DSL San Pedro</b>											
DSL Phillies White	28	18	.609	-	4-6	L1	16-5	12-13	229	173	56
DSL Rangers2	29	19	.604	-	7-3	L1	18-6	11-13	248	216	32
DSL Brewers1	27	22	.551	2.5	4-6	W1	16-8	11-14	240	182	58
DSL Cardinals Red	24	23	.511	4.5	6-4	L2	14-10	10-13	227	238	-11
DSL Cubs Red	22	26	.458	7.0	5-5	W3	10-14	12-12	230	266	-36
DSL Mets2	21	25	.457	7.0	6-4	W2	13-11	8-14	164	183	-19
DSL Giants Black	19	23	.452	7.0	5-5	W1	15-7	4-16	219	240	-21
DSL Tigers	20	29	.408	9.5	5-5	W1	11-13	9-16	215	257	-42