





TWINS MINOR LEAGUE REPORT



Sunday, August 8, 2021

	TEAM	LEVEL	RECORD	YESTERDAY'S SCORE
	St. Paul Saints	TRIPLE-A	44-38; 3.5 GB 3rd in Triple-A East, Midwest Division	W, 4-2 (10) vs. Louisville
	Wichita Wind Surge	DOUBLE-A	48-35; - - GB 1st in Double-A Central, North Division	W, 5-4 vs. Midland
	Cedar Rapids Kernels	HIGH-A	45-38; 11.0 GB 2nd in High-A Central, West Division	L, 1-4 vs. Quad Cities
	Fort Myers Mighty Mussels	LOW-A	43-37; 12.0 GB 3rd in Low-A Southeast, West Division	W, 5-3 vs. Dunedin
	FCL Twins	ROOKIE	7-19, 13.5 GB 7th in FCL, South Division	G1: L, 5-11 vs. FCL Red Sox G2: W, 5-1 at FCL Red Sox
	DSL Twins	DSL	8-12, 6.5 GB 8th in DSL, South Division	W, 6-4 vs. DSL Nationals

St. Paul Saints (44-38) 4, Louisville Bats (31-51) 2

Aug 7th, 2021

	1	2	3	4	5	6	7	8	9	10	R	H	E
Louisville	0	1	0	0	0	0	0	0	1	0	2	9	0
St. Paul	0	0	0	0	0	0	1	0	1	2	4	4	0

One out when winning run scored.

Louisville	AB	R	H	RBI	BB	SO	LOB	AVG	St. Paul	AB	R	H	RBI	BB	SO	LOB	AVG
Inciarte, CF	3	0	0	0	0	1	1	.154	Miranda, 3B	3	0	0	0	0	0	1	.338
Lee, B, CF	2	0	1	0	0	0	2	.241	Gordon, CF	4	0	0	0	0	0	1	.308
Barrero, SS	5	0	2	1	0	1	3	.310	Telis, C	3	0	0	0	1	1	1	.283
Schrock, 3B	2	0	1	0	0	0	0	.294	Celestino, RF	4	1	1	0	0	1	1	.292
De Leon, M, 1B	2	0	0	0	0	0	3	.248	Contreras, DH	4	1	1	1	0	2	2	.250
Blandino, 2B-3B	3	0	1	0	2	0	1	.211	Maggi, 2B	3	0	1	1	1	2	0	.238
Lopez, A, LF	4	1	1	0	1	1	5	.317	Johnson, S, 1B	3	0	0	0	1	1	2	.250
Friedl, DH	5	0	0	0	0	2	6	.251	1-Broxton, PR	0	1	0	0	0	0	0	.196
Rodriguez, A, 1B-2B	3	1	1	1	1	0	1	.262	Kerrigan, LF	3	0	0	0	1	2	3	.255
Hernandez, J, RF	3	0	1	0	1	2	4	.182	Riddle, SS	3	0	0	0	0	2	4	.187
Okey, C	4	0	1	0	0	2	4	.227	a-Rortvedt, PH	1	1	1	2	0	0	0	.295
Takahashi, P	0	0	0	0	0	0	0	.333	Hamilton, I, P	0	0	0	0	0	0	0	.000
Antone, P	0	0	0	0	0	0	0	.000	Whalen, P	0	0	0	0	0	0	0	.000
Diehl, P	0	0	0	0	0	0	0	.000	Leyer, P	0	0	0	0	0	0	0	.000
Feliz, P	0	0	0	0	0	0	0	.000	Gibaut, P	0	0	0	0	0	0	0	.000
Hendrix, P	0	0	0	0	0	0	0	.000	Mason, P	0	0	0	0	0	0	0	.000
Pidich, P	0	0	0	0	0	0	0	.000	García, E, P	0	0	0	0	0	0	0	.000
Totals	36	2	9	2	5	9	30	.239	Totals	31	4	4	4	4	11	15	.244

BATTING

2B : Barrero (8, Hamilton, I); Lopez, A (15, Hamilton, I).
TB : Barrero 3; Blandino; Hernandez, J; Lee, B; Lopez, A 2; Okey; Rodriguez, A; Schrock.
RBI : Barrero (28); Rodriguez, A (24).

Runners left in scoring position, 2 out : Friedl; Barrero 2; Hernandez, J 2.

GIDP : Lopez, A.
Team RISP : 4-for-16.
Team LOB : 13.

FIELDING

Outfield assists : Hernandez, J (Johnson, S at 2nd base).
DP : (Blandino-Barrero-Rodriguez, A).

a-Homered for Riddle in the 10th. 1-Ran for Johnson, S in the 10th.

BATTING

HR : Contreras (12, 9th inning off Hendrix, 0 on, 1 out); Rortvedt (3, 10th inning off Pidich, 1 on, 1 out).

TB : Celestino; Contreras 4; Maggi; Rortvedt 4.

RBI : Contreras (34); Maggi (28); Rortvedt 2 (11).

Runners left in scoring position, 2 out : Miranda; Riddle 2; Contreras.

GIDP : Telis.
Team RISP : 2-for-11.
Team LOB : 5.

BASERUNNING

SB : Telis (4, 2nd base off Takahashi/Okey); Maggi (7, 3rd base off Antone/Okey).

FIELDING

Outfield assists : Celestino (Barrero at home); Kerrigan (Hernandez, J at home).
DP : 2 (Riddle-Maggi-Johnson, S; Kerrigan-Telis).

Louisville	IP	H	R	ER	BB	SO	HR	ERA	St. Paul	IP	H	R	ER	BB	SO	HR	ERA
Takahashi	6.0	0	0	0	3	6	0	4.85	Hamilton, I	3.0	4	1	1	0	4	0	2.63
Antone (BS, 1)	0.2	2	1	1	1	2	0	13.50	Whalen	1.0	0	0	0	1	1	0	8.59
Diehl	0.1	0	0	0	0	0	0	2.62	Leyer	1.0	0	0	0	2	0	0	5.40
Feliz	1.0	0	0	0	0	0	0	2.70	Gibaut	2.0	2	0	0	0	0	0	8.13
Hendrix (BS, 1)	1.0	1	1	1	0	2	1	18.00	Mason	1.1	2	1	1	1	2	0	8.10
Pidich (L, 0-1)	0.1	1	2	1	0	1	1	1.50	García, E (W, 4-0)	1.2	1	0	0	1	2	0	2.79
Totals	9.1	4	4	3	4	11	2	3.82	Totals	10.0	9	2	2	5	9	0	4.52

Leyer pitched to 2 batters in the 6th.

WP : Takahashi 2; Antone; García, E.

HBP : Schrock (by Leyer); Hernandez, J (by Mason); Rodriguez, A (by García, E); Miranda (by Takahashi).

Pitches-strikes : Takahashi 76-46; Antone 27-16; Diehl 2-1; Feliz 8-5; Hendrix 17-11; Pidich 12-8; Hamilton, I 46-31; Whalen 14-8; Leyer 24-13; Gibaut 17-13; Mason 27-18; García, E 23-12.

Groundouts-flyouts : Takahashi 4-5; Antone 0-0; Diehl 1-0; Feliz 0-3; Hendrix 0-0; Pidich 0-0; Hamilton, I 2-1; Whalen 1-0; Leyer 1-0; Gibaut 3-1; Mason 1-1; García, E 0-1.

Batters faced : Takahashi 21; Antone 5; Diehl; Feliz 3; Hendrix 4; Pidich 2; Hamilton, I 12; Whalen 4; Leyer 6; Gibaut 7; Mason 8; García, E 7.

Inherited runners-scored : Diehl 2-0; Gibaut 2-0; García, E 3-1.

Umpires : HP: Randy Rosenberg. 1B: Brock Ballou. 2B: Richard Riley.

Official Scorer : Jamie Jensen

Weather : 71 degrees, Overcast

Wind : 8 mph, In From CF

First pitch : 7:06 PM

T : 3:17

Att : 6,360

Venue : CHS Field

August 7, 2021

St. Paul Saints Hitting - 2021 - Regular Season - All Players

#	Player	Team	B	AVG	G	AB	R	H	TB	2B	3B	HR	RBI	BB	IBB	SO	SB	CS	OBP	SLG	OPS	PA	SAC	SF	HBP	GIDP	E
37	Albers, A	STP	R	.500	1	2	0	1	1	0	0	0	0	0	0	0	0	0	.500	.500	1.000	2	0	0	0	0	1
2	Arraez, L	STP	L	.250	2	8	2	2	2	0	0	0	2	1	0	0	0	0	.333	.250	.583	9	0	0	0	0	0
50	Astudillo, W	STP	R	.281	22	89	13	25	34	3	0	2	8	3	1	4	3	0	.319	.382	.701	94	0	0	2	5	2
53	Bañuelos, D	STP	R	.167	14	42	5	7	9	2	0	0	2	2	0	15	0	0	.205	.214	.419	44	0	0	0	1	2
13	Blankenhorn, T	OKC	L	.000	3	3	0	0	0	0	0	0	0	0	0	2	0	0	.000	.000	.000	3	0	0	0	0	0
13	Blankenhorn, T	STP	L	.182	3	11	1	2	3	1	0	0	1	2	0	6	0	0	.308	.273	.580	13	0	0	0	0	1
13	Blankenhorn, T	SYR	L	.246	22	69	11	17	39	4	0	6	17	16	0	18	2	2	.391	.565	.956	87	0	1	1	0	0
13	Blankenhorn, T	TAC	L	.250	4	20	1	5	8	0	0	1	4	0	0	5	0	0	.250	.400	.650	20	0	0	0	0	1
13	Blankenhorn, T	4 Teams	L	.233	32	103	13	24	50	5	0	7	22	18	0	31	2	2	.350	.485	.835	123	0	1	1	0	2
9	Broxton, K	STP	R	.196	67	204	36	40	73	6	0	9	25	28	0	102	10	1	.300	.358	.657	237	0	2	3	1	1
16	Buxton, B	STP	R	.556	3	9	4	5	14	1	1	2	7	2	0	1	0	0	.583	1.556	2.139	12	0	1	0	0	0
65	Cave, J	STP	L	.367	8	30	6	11	15	1	0	1	5	5	0	10	0	1	.472	.500	.972	36	0	0	1	2	0
4	Celestino, G	STP	R	.292	6	24	4	7	13	0	0	2	5	1	0	5	0	0	.320	.542	.862	25	0	0	0	1	0
26	Contreras, M	STP	L	.250	50	176	31	44	96	12	2	12	34	11	2	62	3	3	.325	.545	.870	200	0	3	10	3	0
8	Coulombe, D	STP	L	.000	1	0	0	0	0	0	0	0	0	0	0	0	0	0	.000	.000	.000	0	0	0	0	0	0
13	Descalso, D	STP	L	.093	24	75	9	7	15	2	0	2	4	14	0	31	0	0	.244	.200	.444	90	0	0	1	3	2
8	Encarnacion, Y	STP	L	.200	11	30	1	6	7	1	0	0	2	2	0	14	0	0	.250	.233	.483	32	0	0	0	0	1
47	Garlick, K	STP	R	.286	2	7	0	2	2	0	0	0	1	1	0	1	0	0	.375	.286	.661	8	0	0	0	0	0
46	Garver, M	STP	R	.250	4	16	3	4	4	0	0	0	2	2	0	3	0	0	.368	.250	.618	19	0	0	1	1	0
1	Gordon, N	STP	L	.308	11	39	5	12	17	0	1	1	4	4	0	6	5	0	.372	.436	.808	43	0	0	0	0	3
27	Jeffers, R	STP	R	.217	24	83	13	18	37	4	0	5	16	16	0	26	0	0	.340	.446	.786	103	0	3	1	4	1
21	Johnson, S	STP	L	.250	35	112	16	28	47	6	2	3	17	18	0	38	1	0	.359	.420	.778	131	0	0	1	1	1
38	Kepler, M	STP	L	.091	3	11	0	1	1	0	0	0	0	0	0	1	0	0	.091	.091	.182	11	0	0	0	1	0
31	Kerrigan, J	STP	R	.255	68	204	36	52	99	8	0	13	30	28	2	75	3	1	.356	.485	.841	239	0	2	5	5	1
11	Kirilloff, A	STP	L	.500	2	6	2	3	9	0	0	2	3	0	0	2	0	0	.500	1.500	2.000	6	0	0	0	0	0
11	Larnach, T	STP	L	.231	3	13	4	3	9	0	0	2	4	2	0	8	0	0	.333	.692	1.026	15	0	0	0	0	0
	Lin, T	STP	L	.269	7	26	8	7	8	1	0	0	4	4	0	8	3	0	.367	.308	.674	30	0	0	0	0	1
11	Maggi, D	STP	R	.238	61	202	38	48	93	10	1	11	28	24	0	75	7	2	.340	.460	.801	235	0	1	8	6	3
66	Miranda, J	STP	R	.338	34	142	32	48	86	11	0	9	25	13	1	26	0	1	.403	.606	1.008	159	0	1	3	3	7
4	Ozoria, D	STP	S	.000	3	3	0	0	0	0	0	0	0	0	0	1	0	0	.000	.000	.000	3	0	0	0	0	0
56	Peña, R	STP	R	.202	27	84	5	17	27	4	0	2	11	7	0	12	0	0	.269	.321	.590	93	0	1	1	5	3
62	Refsnyder, R	STP	R	.318	18	66	13	21	41	5	0	5	14	12	0	13	0	0	.425	.621	1.046	80	0	1	1	2	0
12	Riddle, J	STP	L	.187	71	252	28	47	75	9	2	5	27	20	1	52	3	2	.257	.298	.555	280	0	3	5	6	7
19	Rooker, B	STP	R	.239	61	218	39	52	119	8	1	19	48	38	2	80	1	2	.362	.546	.908	265	0	3	6	7	1
2	Rortvedt, B	STP	L	.295	16	61	12	18	32	5	0	3	11	2	0	17	0	0	.328	.525	.853	64	0	0	1	1	1
63	Stankiewicz, D	STP	S	.263	11	38	6	10	12	2	0	0	2	4	0	8	0	0	.333	.316	.649	42	0	0	0	1	1
18	Telis, T	STP	S	.283	56	226	25	64	89	5	1	6	30	16	0	35	4	0	.332	.394	.726	244	0	1	1	4	2
23	Tomscha, D	STP	R	.238	55	189	23	45	82	10	0	9	26	17	0	52	0	1	.314	.434	.748	210	0	0	4	3	2
	Wiel, Z	STP	R	.250	2	8	0	2	2	0	0	0	0	0	0	3	0	0	.250	.250	.500	8	0	0	0	0	1
	STP			.244	82	2706	420	659	1173	117	11	125	398	299	9	792	43	14	.329	.433	.762	3082	0	22	55	66	55
	OPP			.253	82	2769	389	700	1131	146	12	87	375	298	0	738	52	18	.334	.408	.742	3148	11	18	49	51	

Triple-A East Standings - 2021 - Regular Season

AAA-E Northeast	W	L	PCT	GB	L10	STRK	HOME	ROAD	RS	RA	DIFF
Scranton/WB	48	30	.615	-	3-7	L3	23-16	25-14	425	324	101
Buffalo	48	32	.600	1.0	3-7	W1	29-13	19-19	398	314	84
Worcester	45	36	.556	4.5	8-2	W3	24-16	21-20	392	393	-1
Lehigh Valley	37	43	.463	12.0	7-3	L1	22-19	15-24	363	406	-43
Rochester	32	46	.410	16.0	4-6	L2	16-21	16-25	356	397	-41
Syracuse	29	52	.358	20.5	6-4	W2	14-26	15-26	384	484	-100
AAA-E Southeast	W	L	PCT	GB	L10	STRK	HOME	ROAD	RS	RA	DIFF
Durham	54	28	.659	-	5-5	W2	31-15	23-13	484	310	174
Nashville	48	35	.578	6.5	6-4	W1	28-19	20-16	420	369	51
Jacksonville	46	36	.561	8.0	6-4	L1	20-20	26-16	366	376	-10
Gwinnett	44	38	.537	10.0	7-3	W1	24-16	20-22	434	356	78
Memphis	40	43	.482	14.5	4-6	L2	22-20	18-23	359	430	-71
Norfolk	32	48	.400	21.0	5-5	W1	18-17	14-31	333	423	-90
Charlotte	29	52	.358	24.5	3-7	L1	17-25	12-27	395	481	-86
AAA-E Midwest	W	L	PCT	GB	L10	STRK	HOME	ROAD	RS	RA	DIFF
Omaha	47	34	.580	-	5-5	W1	24-11	23-23	457	428	29
Toledo	46	36	.561	1.5	5-5	L1	28-14	18-22	440	376	64
St. Paul	44	38	.537	3.5	6-4	W2	25-21	19-17	420	389	31
Indianapolis	40	42	.488	7.5	6-4	W3	21-15	19-27	374	384	-10
Columbus	36	45	.444	11.0	5-5	L1	18-22	18-23	381	471	-90
Iowa	35	46	.432	12.0	5-5	L3	19-27	16-19	364	405	-41
Louisville	31	51	.378	16.5	4-6	L2	14-21	17-30	315	344	-29

Wichita Wind Surge (48-35) 5, Midland RockHounds (41-42) 4
Aug 7th, 2021

	1	2	3	4	5	6	7	8	9	R	H	E
Midland	0	0	1	0	0	0	0	2	1	4	10	1
Wichita	0	2	0	0	0	0	1	0	2	5	5	0

Two out when winning run scored.

Midland	AB	R	H	RBI	BB	SO	LOB	AVG
Schuemann, 2B	3	0	1	0	2	0	1	.229
Santos, CF	5	0	1	0	0	1	5	.241
Foyle, LF	5	0	1	1	0	1	4	.274
Bride, DH	5	1	2	1	0	2	5	.283
Suddleson, RF	4	1	1	0	1	0	3	.276
Davidson, SS	4	1	1	0	0	1	2	.210
Paulino, 3B	2	0	1	0	1	1	0	.500
a-Diaz, E, PH-3B	1	0	0	0	0	1	2	.281
McCann, C	4	0	0	0	0	1	6	.165
Calabuig, 1B	3	1	2	2	1	0	0	.216
Koenig, P	0	0	0	0	0	0	0	.000
Erwin, P	0	0	0	0	0	0	0	.000
Totals	36	4	10	4	5	8	28	.238

a-Struck out for Paulino in the 8th.

BATTING

2B : Bride (7, Sisk); Davidson (17, Lau); Calabuig (11, Lau).
HR : Bride (6, 9th inning off Lau, 0 on, 2 out).
TB : Bride 6; Calabuig 3; Davidson 2; Foyle; Paulino; Santos; Schuemann; Suddleson.
RBI : Bride (30); Calabuig 2 (26); Foyle (46).
2-out RBI : Bride; Calabuig 2.
Runners left in scoring position, 2 out : Bride 3; Schuemann; Suddleson 2; McCann.
GIDP : McCann.
Team RISP : 2-for-17.
Team LOB : 10.

BASERUNNING

SB : Foyle (7, 2nd base off Schulfer/Morales).

FIELDING

E : Paulino (2, throw).
DP : (Davidson-Schuemann).

Midland	IP	H	R	ER	BB	SO	HR	ERA
Koenig	6.2	4	3	1	2	6	2	2.70
Erwin (L, 3-4)	2.0	1	2	2	2	2	0	3.98
Totals	8.2	5	5	3	4	8	2	4.66

Wichita	AB	R	H	RBI	BB	SO	LOB	AVG
Martin, CF	3	0	0	0	1	0	0	.313
Steer, 2B	4	0	0	0	0	1	1	.230
Morales, C	4	0	1	0	0	0	1	.297
Cabbage, DH	3	0	0	0	1	1	1	.260
Bechtold, 3B	4	1	1	0	0	2	1	.233
1-Burt, PR	0	1	0	0	0	0	0	.260
Palacios, SS	3	2	1	1	1	1	2	.258
Cabrera, L, RF	3	0	0	0	1	1	2	.231
Hamilton, C, 1B	3	1	2	4	0	1	0	.215
Whitefield, LF	3	0	0	0	0	1	1	.258
Schulfer, P	0	0	0	0	0	0	0	.000
Sisk, P	0	0	0	0	0	0	0	.000
Lau, P	0	0	0	0	0	0	0	.000
Totals	30	5	5	5	4	8	9	.256

1-Ran for Bechtold in the 9th.

BATTING

2B : Morales (6, Koenig); Hamilton, C (8, Koenig).
HR : Hamilton, C (7, 2nd inning off Koenig, 1 on, 2 out); Palacios (16, 7th inning off Koenig, 0 on, 1 out).
TB : Bechtold; Hamilton, C 6; Morales 2; Palacios 4.
RBI : Hamilton, C 4 (26); Palacios (41).
2-out RBI : Hamilton, C 2.
Runners left in scoring position, 2 out : Cabbage; Whitefield; Cabrera, L.
SF : Hamilton, C.
Team RISP : 1-for-9.
Team LOB : 4.

BASERUNNING

SB : Cabbage (1, 2nd base off Koenig/McCann); Burt (11, 3rd base off Erwin/McCann); Palacios (12, 2nd base off Erwin/McCann).

FIELDING

DP : (Palacios-Steer-Hamilton, C).

Wichita	IP	H	R	ER	BB	SO	HR	ERA
Schulfer	5.0	5	1	1	2	6	0	4.40
Sisk (H, 4)	1.2	2	0	0	2	0	0	3.33
Lau (W, 2-0)(BS, 2)	2.1	3	3	3	1	2	1	6.65
Totals	9.0	10	4	4	5	8	1	4.47

WP : Erwin; Schulfer.

IBB : Cabrera, L (by Erwin).

Pitches-strikes : Koenig 94-60; Erwin 36-19; Schulfer 81-47; Sisk 37-20; Lau 40-24.

Groundouts-flyouts : Koenig 7-5; Erwin 1-2; Schulfer 4-3; Sisk 3-1; Lau 3-2.

Batters faced : Koenig 26; Erwin 9; Schulfer 21; Sisk 9; Lau 11.

Inherited runners-scored : Erwin 1-0; Lau 2-0.

Umpires : HP: Evin Johnson. 1B: Isaias Barba. 3B: Ben Fernandez.

Official Scorer : Cheryl Weber

Weather : 97 degrees, Partly Cloudy

Wind : 15 mph, Out To LF

First pitch : 6:06 PM

T : 3:02

Att : 4,245

Venue : Riverfront Stadium

August 7, 2021

Wichita Wind Surge Hitting - 2021 - Regular Season - All Players

#	Player	Team	B	AVG	G	AB	R	H	TB	2B	3B	HR	RBI	BB	IBB	SO	SB	CS	OBP	SLG	OPS	PA	SAC	SF	HBP	GIDP	E
9	Bañuelos, D	WCH	R	.185	15	54	7	10	12	2	0	0	4	3	0	19	0	0	.237	.222	.460	59	0	1	1	1	1
5	Bechtold, A	WCH	R	.233	74	266	43	62	120	19	0	13	34	38	0	101	1	1	.331	.451	.782	308	0	2	2	5	7
45	Boyd, B	WCH	L	.304	54	204	34	62	100	12	1	8	43	20	1	42	5	0	.371	.490	.861	229	0	2	3	4	2
9	Burt, D	AMA	R	.200	11	35	3	7	8	1	0	0	0	4	0	12	2	1	.282	.229	.511	39	0	0	0	0	1
9	Burt, D	WCH	R	.290	23	69	16	20	28	3	1	1	6	16	0	16	9	4	.424	.406	.829	86	1	0	0	3	1
9	Burt, D	2 Teams	R	.260	34	104	19	27	36	4	1	1	6	20	0	28	11	5	.379	.346	.725	125	1	0	0	3	2
12	Cabbage, T	WCH	L	.260	34	127	21	33	69	7	1	9	24	15	0	62	1	0	.340	.543	.884	144	0	1	1	0	1
17	Cabrera, L	WCH	R	.231	25	78	14	18	26	2	0	2	9	12	1	27	1	1	.333	.333	.667	91	1	0	0	5	2
1	Celestino, G	WCH	R	.250	21	84	10	21	32	5	0	2	7	11	0	24	0	1	.344	.381	.725	96	0	0	1	1	0
1	Contreras, M	WCH	L	.269	19	67	10	18	30	4	1	2	11	9	0	22	3	0	.355	.448	.803	76	0	0	0	1	0
15	De La Trinidad, E	WCH	L	.289	56	204	33	59	90	9	2	6	31	14	0	50	1	2	.369	.441	.810	236	0	2	13	0	2
12	Encarnacion, Y	WCH	L	.125	14	48	5	6	7	1	0	0	7	6	0	16	2	1	.218	.146	.364	55	0	1	0	1	2
20	Garland, N	WCH	R	.200	4	10	1	2	5	0	0	1	1	0	0	5	0	0	.200	.500	.700	10	0	0	0	0	0
8	Hamilton, C	WCH	R	.215	56	172	22	37	66	8	0	7	26	37	0	68	3	1	.354	.384	.738	212	0	2	1	3	9
21	Johnson, S	WCH	L	.107	11	28	6	3	5	2	0	0	3	6	0	7	1	0	.306	.179	.484	36	0	0	2	1	0
8	Kerrigan, J	WCH	R	.125	2	8	0	1	3	0	1	0	0	0	0	3	0	0	.125	.375	.500	8	0	0	0	0	0
50	Lau, A	WCH	R	.000	1	0	0	0	0	0	0	0	0	0	0	0	0	0	.000	.000	.000	0	0	0	0	0	0
20	Martin, A	NH	R	.281	55	196	43	55	75	10	2	2	16	37	0	53	9	3	.424	.383	.807	250	0	3	14	1	10
20	Martin, A	WCH	R	.313	5	16	5	5	7	2	0	0	6	6	0	1	1	0	.542	.438	.979	24	0	0	2	0	2
20	Martin, A	2 Teams	R	.283	60	212	48	60	82	12	2	2	22	43	0	54	10	3	.434	.387	.821	274	0	3	16	1	12
22	Miranda, J	WCH	R	.345	47	194	36	67	114	8	0	13	38	17	2	25	4	2	.408	.588	.996	218	0	2	5	5	4
11	Mooney, P	WCH	L	.163	36	129	11	21	29	0	1	2	12	14	0	31	1	1	.245	.225	.470	143	0	0	0	3	3
25	Morales, R	WCH	R	.297	55	209	25	62	70	6	1	0	23	26	0	30	3	4	.376	.335	.710	237	0	1	1	12	6
4	Palacios, J	WCH	R	.258	75	287	49	74	133	11	0	16	41	37	0	75	12	4	.349	.463	.813	333	1	3	5	8	12
20	Santiago, W	WCH	L	.218	18	55	6	12	18	3	0	1	6	2	0	6	0	0	.246	.327	.573	57	0	0	0	0	2
22	Steer, S	WCH	R	.230	33	126	26	29	62	4	1	9	24	10	1	35	1	0	.301	.492	.793	143	0	3	4	0	4
21	Tomscha, D	WCH	R	.250	5	16	4	4	5	1	0	0	3	2	0	6	1	0	.368	.313	.681	19	0	0	1	1	0
2	Whitefield, A	WCH	R	.258	78	287	47	74	108	8	4	6	46	32	1	82	21	10	.328	.376	.704	327	1	6	1	6	3
1	Williams, C	WCH	R	.263	17	57	10	15	28	5	1	2	9	10	0	20	0	0	.382	.491	.874	68	0	0	1	0	2
WCH				.256	83	2795	441	715	1167	122	15	100	414	343	6	773	71	32	.344	.418	.761	3215	4	26	44	60	75
OPP				.238	83	2782	408	662	1085	95	14	100	377	358	2	882	87	32	.334	.390	.724	3216	6	15	51	51	

Double-A Central Standings - 2021 - Regular Season

AA-C North	W	L	PCT	GB	L10	STRK	HOME	ROAD	RS	RA	DIFF
Wichita	48	35	.578	-	6-4	W2	23-18	25-17	441	408	33
Tulsa	45	38	.542	3.0	6-4	W4	24-18	21-20	431	376	55
NW Arkansas	44	39	.530	4.0	7-3	W2	16-20	28-19	489	419	70
Arkansas	43	40	.518	5.0	4-6	L2	22-19	21-21	383	362	21
Springfield	31	52	.373	17.0	3-7	L4	17-30	14-22	397	544	-147
AA-C South	W	L	PCT	GB	L10	STRK	HOME	ROAD	RS	RA	DIFF
Frisco	49	34	.590	-	5-5	L2	29-18	20-16	393	335	58
Midland	41	42	.494	8.0	4-6	L2	20-16	21-26	417	422	-5
Corpus Christi	39	44	.470	10.0	6-4	W3	22-26	17-18	384	388	-4
San Antonio	38	44	.463	10.5	3-7	L3	20-20	18-24	375	397	-22
Amarillo	36	46	.439	12.5	6-4	W2	17-19	19-27	378	437	-59

Quad Cities River Bandits (55-26) 4, Cedar Rapids Kernels (45-38) 1
Aug 7th, 2021

	1	2	3	4	5	6	7	8	9	R	H	E
Quad Cities	0	0	0	2	2	0	0	0	0	4	5	1
Cedar Rapids	0	0	1	0	0	0	0	0	0	1	4	1

Quad Cities	AB	R	H	RBI	BB	SO	LOB	AVG	Cedar Rapids	AB	R	H	RBI	BB	SO	LOB	AVG
Garcia, M, SS	4	1	1	2	0	1	0	.244	Keirse, CF	3	0	0	0	1	2	1	.185
Eaton, 2B	4	0	0	0	0	0	0	.269	Isola, 1B	4	0	1	1	0	0	2	.239
Rave, CF	4	0	1	0	0	1	0	.288	Wallner, RF	4	0	0	0	0	1	3	.282
Matias, RF	3	1	1	0	1	1	0	.210	Severino, 3B	4	0	1	0	0	2	0	.333
Cole, LF	4	0	0	0	0	1	4	.229	Gray, DH	4	0	0	0	0	3	1	.220
Porter, C	4	1	1	2	0	2	1	.278	Javier, SS	4	0	1	0	0	2	1	.219
Means, 3B	4	0	0	0	0	3	1	.228	Helman, 2B	3	0	0	0	0	0	2	.227
Stupienski, 1B	3	0	0	0	0	0	0	.255	Smith, LF	2	1	1	0	1	0	0	.255
Bradley, DH	3	1	1	0	0	0	0	.291	Schmidt, C	3	0	0	0	0	2	2	.250
Cosby, P	0	0	0	0	0	0	0	.000	Beck, P	0	0	0	0	0	0	0	.000
Webb, P	0	0	0	0	0	0	0	.000	Williams, P	0	0	0	0	0	0	0	.000
Klein, P	0	0	0	0	0	0	0	.000	Cabezas, P	0	0	0	0	0	0	0	.000
Totals	33	4	5	4	1	9	6	.264	Totals	31	1	4	1	2	12	12	.233

BATTING

3B : Matias (3, Beck).
HR : Porter (10, 4th inning off Beck, 1 on, 2 out); Garcia, M (1, 5th inning off Beck, 1 on, 1 out).
TB : Bradley; Garcia, M 4; Matias 3; Porter 4; Rave.
RBI : Garcia, M 2 (10); Porter 2 (27).
2-out RBI : Porter 2.
Runners left in scoring position, 2 out : Means; Cole.
Team RISP : 1-for-6.
Team LOB : 3.

BASERUNNING

SB : Rave (5, 2nd base off Beck/Schmidt).

FIELDING

E : Matias (4, fielding).

BATTING

3B : Javier (9, Webb).
TB : Isola; Javier 3; Severino; Smith.
RBI : Isola (31).
2-out RBI : Isola.
Runners left in scoring position, 2 out : Wallner 3; Helman.
Team RISP : 1-for-7.
Team LOB : 5.

FIELDING

E : Wallner (4, fielding).

Quad Cities	IP	H	R	ER	BB	SO	HR	ERA	Cedar Rapids	IP	H	R	ER	BB	SO	HR	ERA
Cosby (W, 3-2)	5.0	3	1	1	0	4	0	3.91	Beck (L, 2-2)	6.0	5	4	4	1	5	2	2.47
Webb (H, 1)	2.0	1	0	0	0	3	0	5.73	Williams	2.0	0	0	0	0	3	0	3.27
Klein (S, 3)	2.0	0	0	0	2	5	0	3.44	Cabezas	1.0	0	0	0	0	1	0	3.30
Totals	9.0	4	1	1	2	12	0	4.10	Totals	9.0	5	4	4	1	9	2	3.67

WP : Cosby.
Pitches-strikes : Cosby 70-45; Webb 28-21; Klein 35-19; Beck 90-63; Williams 18-13; Cabezas 9-7.
Groundouts-flyouts : Cosby 6-1; Webb 3-0; Klein 0-1; Beck 6-4; Williams 2-1; Cabezas 1-1.
Batters faced : Cosby 18; Webb 7; Klein 8; Beck 25; Williams 6; Cabezas 3.
Umpires : HP: Bryan Van Vranken. 2B: Cliburn Rondon.
Official Scorer : Shane Severson
Weather : 85 degrees, Cloudy
Wind : 20 mph, R To L
First pitch : 6:37 PM
T : 3:23 (:45 delay)
Att : 3,224
Venue : Perfect Game Field
August 7, 2021

High-A Central Standings - 2021 - Regular Season

A+C East	W	L	PCT	GB	L10	STRK	HOME	ROAD	RS	RA	DIFF
Great Lakes	45	38	.542	-	5-5	L2	19-22	26-16	478	379	99
Lake County	44	39	.530	1.0	5-5	L2	22-13	22-26	391	402	-11
Dayton	43	40	.518	2.0	3-7	L1	23-19	20-21	375	421	-46
Lansing	40	43	.482	5.0	6-4	W2	19-23	21-20	375	404	-29
West Michigan	40	43	.482	5.0	6-4	W1	22-19	18-24	375	372	3
Fort Wayne	39	44	.470	6.0	5-5	W2	19-23	20-21	399	415	-16
A+C West	W	L	PCT	GB	L10	STRK	HOME	ROAD	RS	RA	DIFF
Quad Cities	55	26	.679	-	8-2	W1	26-9	29-17	496	358	138
Cedar Rapids	45	38	.542	11.0	4-6	L1	29-18	16-20	396	356	40
Beloit	39	44	.470	17.0	8-2	W4	19-22	20-22	435	436	-1
Wisconsin	38	44	.463	17.5	3-7	L4	22-20	16-24	439	434	5
South Bend	36	46	.439	19.5	4-6	W2	25-21	11-25	387	462	-75
Peoria	32	51	.386	24.0	3-7	L2	18-24	14-27	365	472	-107

Fort Myers Mighty Mussels (43-37) 5, Dunedin Blue Jays (36-46) 3
 Aug 7th, 2021

	1	2	3	4	5	6	7	8	9	R	H	E
Dunedin	1	0	0	0	0	0	0	0	2	3	7	2
Fort Myers	0	2	1	0	2	0	0	0	x	5	6	2

	AB	R	H	RBI	BB	SO	LOB	AVG		AB	R	H	RBI	BB	SO	LOB	AVG
Dunedin									Fort Myers								
Brown, CF	5	0	1	0	0	2	1	.205	Urbina, CF	4	0	0	0	1	1	4	.196
Ray, LF	2	1	0	0	1	0	0	.218	Cavaco, SS	4	0	0	0	0	2	0	.254
Hiraldo, DH	4	0	1	0	0	1	2	.256	Mack, DH	1	2	1	0	3	0	0	.245
Barger, SS	4	0	2	1	0	0	1	.250	Feliz, J, 1B	4	1	2	1	0	0	3	.209
Morris, 1B	4	0	1	0	0	0	2	.247	Holland, 3B	4	0	0	0	0	3	4	.197
Tirotta, 3B	2	0	0	0	2	1	0	.455	Garry Jr., LF	4	1	2	0	0	1	1	.184
Mueller, RF	3	1	0	0	1	0	3	.205	Anderson, RF	1	1	1	0	3	0	0	.171
D'Orazio, C	4	1	2	2	0	0	2	.273	Santana, R, 2B	4	0	0	1	0	2	5	.229
Cardona, 2B	4	0	0	0	0	2	3	.269	Garland, C	4	0	0	0	0	4	5	.067
Perez, N, P	0	0	0	0	0	0	0	.000	Rodriguez, M, P	0	0	0	0	0	0	0	.000
De Paula, P	0	0	0	0	0	0	0	.000	Sharpe, P	0	0	0	0	0	0	0	.000
Concepcion, P	0	0	0	0	0	0	0	.000	Suniaga, P	0	0	0	0	0	0	0	.000
Ruwe, P	0	0	0	0	0	0	0	.000	Cruz, P	0	0	0	0	0	0	0	.000
Totals	32	3	7	3	4	6	14	.235	Totals	30	5	6	2	7	13	22	.218

BATTING

HR : D'Orazio (1, 9th inning off Cruz, 1 on, 1 out).

TB : Barger 2; Brown; D'Orazio 5; Hiraldo; Morris.

RBI : Barger (48); D'Orazio 2 (4).

2-out RBI : Barger.

Runners left in scoring position, 2 out : D'Orazio; Morris.

GIDP : Mueller.

Team RISP : 1-for-5.

Team LOB : 7.

BASERUNNING

SB : Ray (18, 2nd base off Rodriguez, M/Garland).

PO : Brown (1st base by Garland).

FIELDING

E : Tirotta (2, fielding); D'Orazio (1, throw).

Pickoffs : Perez, N (Urbina at 1st base).

PB : D'Orazio 2 (2).

BATTING

2B : Mack (5, Perez, N); Feliz, J (4, De Paula).

TB : Anderson; Feliz, J 3; Garry Jr. 2; Mack 2.

RBI : Feliz, J (9); Santana, R (17).

Runners left in scoring position, 2 out : Urbina 3; Holland 2; Garry Jr.

Team RISP : 1-for-14.

Team LOB : 8.

BASERUNNING

SB : Garry Jr. 2 (21, 2nd base off Perez, N/D'Orazio, 3rd base off Perez, N/D'Orazio);

Anderson 3 (6, 2nd base off Perez, N/D'Orazio, 2nd base off Perez, N/D'Orazio, 2nd base off

De Paula/D'Orazio).

PO : Urbina (1st base by Perez, N).

FIELDING

E : Holland (15, throw); Cavaco (16, throw).

Pickoffs : Garland (Brown at 1st base).

DP : (Holland-Feliz, J).

	IP	H	R	ER	BB	SO	HR	ERA		IP	H	R	ER	BB	SO	HR	ERA
Dunedin									Fort Myers								
Perez, N (L, 1-3)	4.1	4	4	3	4	6	0	8.40	Rodriguez, M	3.0	2	1	1	1	4	0	3.57
De Paula	1.2	1	1	0	1	3	0	4.96	Sharpe (W, 4-2)	4.0	3	0	0	2	0	0	3.93
Concepcion	1.0	0	0	0	1	2	0	5.74	Suniaga	1.0	1	0	0	0	0	0	5.31
Ruwe	1.0	1	0	0	1	2	0	5.71	Cruz	1.0	1	2	2	1	2	1	4.78
Totals	8.0	6	5	3	7	13	0	5.41	Totals	9.0	7	3	3	4	6	1	3.99

WP : De Paula.

HBP : Ray (by Rodriguez, M).

Pitches-strikes : Perez, N 83-49; De Paula 38-22; Concepcion 24-15; Ruwe 15-9; Rodriguez, M 53-34; Sharpe 49-32; Suniaga 13-10; Cruz 25-15.

Groundouts-flyouts : Perez, N 4-3; De Paula 1-1; Concepcion 1-0; Ruwe 0-0; Rodriguez, M 3-1; Sharpe 7-0; Suniaga 2-1; Cruz 1-0.

Batters faced : Perez, N 21; De Paula 7; Concepcion 4; Ruwe 5; Rodriguez, M 13; Sharpe 15; Suniaga 4; Cruz 5.

Inherited runners-scored : De Paula 1-1.

Umpires : HP: Casey James. 1B: Michael Corbett.

Official Scorer : Benn Norton

Weather : 85 degrees, Cloudy

Wind : 9 mph, R To L

First pitch : 7:02 PM

T : 3:13

Att : 1,405

Venue : Hammond Stadium

August 7, 2021

Low-A Southeast Standings - 2021 - Regular Season

A-SE East	W	L	PCT	GB	L10	STRK	HOME	ROAD	RS	RA	DIFF
St. Lucie	43	37	.538	-	6-4	W3	22-16	21-21	458	400	58
Jupiter	41	40	.506	2.5	6-4	W2	22-17	19-23	341	365	-24
Daytona	41	42	.494	3.5	6-4	L1	21-21	20-21	387	381	6
Palm Beach	25	53	.321	17.0	0-10	L15	15-27	10-26	352	498	-146
A-SE West	W	L	PCT	GB	L10	STRK	HOME	ROAD	RS	RA	DIFF
Tampa	56	26	.683	-	7-3	L2	27-15	29-11	584	365	219
Bradenton	49	32	.605	6.5	6-4	W3	26-15	23-17	451	387	64
Fort Myers	43	37	.538	12.0	5-5	W2	24-17	19-20	381	379	2
Clearwater	38	40	.487	16.0	4-6	L3	20-23	18-17	347	385	-38
Dunedin	36	46	.439	20.0	4-6	L2	14-22	22-24	462	489	-27
Lakeland	31	50	.383	24.5	4-6	W1	16-23	15-27	345	459	-114

FCL Red Sox (17-8) 11,FCL Twins (6-19) 5
Aug 6th, 2021

	1	2	3	4	5	6	7	8	9	R	H	E
FCL Red Sox	0	0	2	0	0	1	2	3	3	11	17	3
FCL Twins	0	0	2	0	1	2	0	0	0	5	6	0

FCL Red Sox	AB	R	H	RBI	BB	SO	LOB	AVG	FCL Twins	AB	R	H	RBI	BB	SO	LOB	AVG
Bonaci, SS	6	2	3	3	0	0	2	.256	Prato, SS	4	0	1	2	1	1	2	.250
Paulino, E, 3B	6	1	1	1	0	1	5	.400	Soularie, DH	3	0	0	0	1	1	2	.000
Miller, 1B	5	1	2	2	1	2	1	.571	a-Vallejo, PH	1	0	0	0	0	1	0	.250
Gonzalez, B, LF	4	1	2	3	0	0	1	.239	Baez, LF	5	0	0	0	0	2	2	.327
Sikes, CF	2	0	2	0	0	0	0	.600	Rodriguez, Em, CF	4	2	3	1	0	1	1	.234
a-Valdez, F, PH-RF	2	1	2	0	0	0	0	.259	Rosario, RF	4	1	1	1	0	2	4	.312
Feliz, RF-CF	5	0	1	1	0	1	6	.211	Pena, A, 1B	4	0	0	0	0	0	3	.379
Vela, DH	5	0	1	0	0	2	2	.200	Valdez, 3B	3	1	0	0	0	2	1	.216
Garcia, C	2	2	1	1	0	0	1	.214	Soto, 2B	2	0	0	0	2	2	1	.241
Herbert, C	2	1	1	0	0	1	1	.400	Olivar, C	2	0	1	0	0	1	1	.211
Simas, 2B	2	2	1	0	1	0	1	.350	Nigro, C	1	1	0	0	1	1	1	.150
Cruz, P	0	0	0	0	0	0	0	.000	Moreno, E, P	0	0	0	0	0	0	0	.000
Milam, P	0	0	0	0	0	0	0	.000	Wilson, P	0	0	0	0	0	0	0	.000
Nunez, P	0	0	0	0	0	0	0	.000	Feliz, R, P	0	0	0	0	0	0	0	.000
Larez, P	0	0	0	0	0	0	0	.000	Mullenbach, P	0	0	0	0	0	0	0	.000
Totals	41	11	17	11	2	7	20	.269	Pineda, P	0	0	0	0	0	0	0	.000
									Totals	33	5	6	4	5	14	18	.235

a-Singled for Sikes in the 7th.

a-Struck out for Soularie in the 9th.

BATTING

2B : Sikes (1, Moreno, E); Bonaci (7, Moreno, E); Miller (2, Mullenbach); Feliz (2, Mullenbach); Valdez, F (3, Pineda); Herbert (1, Pineda).

3B : Paulino, E (3, Pineda).

HR : Garcia (1, 6th inning off Feliz, R, 0 on, 1 out); Gonzalez, B (4, 8th inning off Pineda, 1 on, 2 out); Bonaci (2, 9th inning off Pineda, 2 on, 1 out).

TB : Bonaci 7; Feliz 2; Garcia 4; Gonzalez, B 5; Herbert 2; Miller 3; Paulino, E 3; Sikes 3; Simas; Valdez, F 3; Vela.

RBI : Bonaci 3 (12); Feliz (1); Garcia (5); Gonzalez, B 3 (18); Miller 2 (4); Paulino, E (7).

2-out RBI : Miller 2; Gonzalez, B 2.

Runners left in scoring position, 2 out : Paulino, E; Feliz 3; Herbert.

SAC : Simas.

SF : Gonzalez, B.

Team RISP : 5-for-14.

Team LOB : 10.

BASERUNNING

CS : Sikes (1, 3rd base by Moreno, E/Olivar).

PO : Sikes (2nd base by Moreno, E).

FIELDING

E : Miller (1, missed catch); Paulino, E (4, fielding); Bonaci (3, fielding).

DP : 2 (Bonaci-Simas-Miller; Miller).

BATTING

2B : Rodriguez, Em (1, Milam).

HR : Rodriguez, Em (5, 5th inning off Nunez, 0 on, 1 out).

TB : Olivar; Prato; Rodriguez, Em 7; Rosario.

RBI : Prato 2 (2); Rodriguez, Em (11); Rosario (24).

2-out RBI : Rosario.

Runners left in scoring position, 2 out : Pena, A 2; Valdez; Soularie; Prato.

GDP : Soularie.

Team RISP : 3-for-11.

Team LOB : 7.

BASERUNNING

SB : Prato (1, 2nd base off Cruz/Garcia).

FIELDING

Pickoffs : Moreno, E (Sikes at 2nd base).

PB : Nigro (1).

FCL Red Sox	IP	H	R	ER	BB	SO	HR	ERA	FCL Twins	IP	H	R	ER	BB	SO	HR	ERA
Cruz	0.0	0	0	0	2	0	0	3.18	Moreno, E	3.0	4	2	2	1	1	0	4.86
Milam	3.0	3	2	1	1	6	0	3.86	Wilson	2.0	3	0	0	0	0	0	4.38
Nunez	3.0	3	3	3	1	4	1	6.23	Feliz, R (BS, 2)	1.0	2	1	1	0	2	1	11.93
Larez (W, 5-0)	3.0	0	0	0	1	4	0	2.40	Mullenbach (BS, 2)	1.0	3	2	2	0	2	0	4.11
Totals	9.0	6	5	4	5	14	1	4.19	Pineda (L, 0-2)	2.0	5	6	6	1	2	2	5.17
									Totals	9.0	17	11	11	2	7	3	5.80

Cruz pitched to 1 batter in the 1st.

Nunez pitched to 1 batter in the 7th.

WP : Milam; Nunez.

Balk : Milam; Nunez.

HBP : Garcia (by Moreno, E); Sikes (by Moreno, E); Simas (by Pineda); Valdez (by Nunez).

Groundouts-flyouts : Cruz 0-0; Milam 1-1; Nunez 5-0; Larez 3-0; Moreno, E 4-1; Wilson 3-2; Feliz, R 1-0; Mullenbach 0-1; Pineda 1-3.

Batters faced : Cruz 2; Milam 14; Nunez 14; Larez 9; Moreno, E 15; Wilson 9; Feliz, R 5; Mullenbach 6; Pineda 13.

Inherited runners-scored : Milam 2-0; Larez 1-0.

Umpires : HP: Nelson Fraley, 1B: Felix Neon.

Official Scorer : Brian Mullen

Weather : 86 degrees, Sunny

Wind : 6 mph, Out To RF

First pitch : 12:00 PM

T : 3:14 (:52 delay)

Venue : JetBlue Park

August 7, 2021

FCL Twins (7-19) 5,FCL Red Sox (17-9) 1
Aug 7th, 2021

	1	2	3	4	5	6	7	R	H	E
FCL Twins	3	1	0	0	1	0	0	5	8	1
FCL Red Sox	0	0	0	0	0	0	1	1	4	1

FCL Twins	AB	R	H	RBI	BB	SO	LOB	AVG	FCL Red Sox	AB	R	H	RBI	BB	SO	LOB	AVG
Prato, DH	4	1	0	0	0	2	0	.125	Bonaci, 2B	4	0	0	0	0	2	2	.244
Soularie, 2B	2	2	2	2	0	0	0	.400	Mayer, SS	3	0	0	0	0	1	1	.000
a-Soto, PH-2B	1	0	1	0	0	0	0	.254	Miller, 3B	3	0	2	0	0	0	0	.600
Rodriguez, Em, CF	3	1	1	1	1	2	2	.240	Bess, DH	2	0	0	0	1	1	1	.158
Rosario, RF	4	0	0	0	0	1	3	.299	Diaz, D, 1B	3	0	0	0	0	2	3	.151
Pena, A, 1B	4	0	2	1	0	1	1	.387	Ugueto, CF	3	1	2	0	0	0	2	.327
Aguiar, LF	3	0	1	0	0	2	3	.179	Valdez, F, RF	2	0	0	0	1	0	3	.250
Valdez, 3B	3	0	0	0	0	2	4	.204	Marcano, C	3	0	0	0	0	2	1	.467
Gomez, SS	3	0	0	0	0	2	0	.200	Feliz, LF	2	0	0	0	1	1	1	.190
Olivar, C	3	1	1	1	0	1	0	.227	Encarnacion, P	0	0	0	0	0	0	0	.000
Aria, P	0	0	0	0	0	0	0	.000	Segovia, P	0	0	0	0	0	0	0	.000
Moreno, D, P	0	0	0	0	0	0	0	.000	Sena, P	0	0	0	0	0	0	0	.000
Perez, S, P	0	0	0	0	0	0	0	.000	Totals	25	1	4	0	3	9	14	.266
Totals	30	5	8	5	1	13	13	.236									

a-Singled for Soularie in the 7th.

BATTING

2B : Rodriguez, Em (2, Encarnacion).
3B : Aguiar (1, Encarnacion).
HR : Soularie (1, 1st inning off Encarnacion, 1 on, 0 out); Olivar (1, 2nd inning off Encarnacion, 0 on, 1 out).
TB : Aguiar 3; Olivar 4; Pena, A 2; Rodriguez, Em 2; Soto; Soularie 5.
RBI : Olivar (2); Pena, A (8); Rodriguez, Em (12); Soularie 2 (2).
Runners left in scoring position, 2 out : Valdez 3.
Team RISP : 1-for-7.
Team LOB : 6.

BASERUNNING

SB : Rodriguez, Em (4, 2nd base off Encarnacion/Marcano); Pena, A (2, 2nd base off Encarnacion/Marcano).

FIELDING

E : Aguiar (2, throw).

BATTING

2B : Ugueto 2 (5, Aria, Perez, S).
TB : Miller 2; Ugueto 4.
Runners left in scoring position, 2 out : Mayer; Valdez, F 2.
Team RISP : 0-for-5.
Team LOB : 6.
FIELDING
E : Mayer (1, throw).

FCL Twins	IP	H	R	ER	BB	SO	HR	ERA	FCL Red Sox	IP	H	R	ER	BB	SO	HR	ERA
Aria	3.0	2	0	0	2	4	0	4.26	Encarnacion (L, 2-1)	4.0	6	5	4	1	7	2	1.67
Moreno, D (W, 1-1)	2.0	0	0	0	0	2	0	10.29	Segovia	1.0	1	0	0	0	2	0	1.29
Perez, S	2.0	2	1	0	1	3	0	1.29	Sena	2.0	1	0	0	0	4	0	4.15
Totals	7.0	4	1	0	3	9	0	5.61	Totals	7.0	8	5	4	1	13	2	4.22

Aria pitched to 2 batters in the 4th.

Encarnacion pitched to 2 batters in the 5th.

Balk : Aria 2; Perez, S.
HBP : Soularie (by Encarnacion).
Groundouts-flyouts : Aria 2-2; Moreno, D 3-1; Perez, S 0-1; Encarnacion 3-3; Segovia 1-0; Sena 2-0.
Batters faced : Aria 13; Moreno, D 6; Perez, S 9; Encarnacion 21; Segovia 4; Sena 7.
Inherited runners-scored : Moreno, D 2-0; Segovia 1-0.
Umpires : HP: Felix Neon. 1B: Nelson Fraley.
Official Scorer : Brian Mullen
Weather : 81 degrees, Sunny
Wind : 2 mph, R To L
First pitch : 11:30 AM
T : 2:28
Venue : JetBlue Park
August 7, 2021

Florida Complex League Standings - 2021 - Regular Season

FCL East	W	L	PCT	GB	L10	STRK	HOME	ROAD	RS	RA	DIFF
FCL Astros	16	9	.640	-	7-3	W5	10-3	6-6	129	99	30
FCL Cardinals	14	12	.538	2.5	6-4	L1	7-5	7-7	123	125	-2
FCL Mets	13	12	.520	3.0	3-7	L1	7-7	6-5	131	129	2
FCL Nationals	11	15	.423	5.5	5-5	W1	7-6	4-9	105	118	-13
FCL Marlins	9	15	.375	6.5	2-8	W1	5-6	4-9	110	127	-17
FCL North	W	L	PCT	GB	L10	STRK	HOME	ROAD	RS	RA	DIFF
FCL Yankees	18	6	.750	-	8-2	W3	10-3	8-3	171	119	52
FCL Phillies	10	6	.625	4.0	7-3	W2	5-2	5-4	92	71	21
FCL Blue Jays	13	11	.542	5.0	5-5	L1	6-5	7-6	182	122	60
FCL Tigers East	8	16	.333	10.0	6-4	L1	4-9	4-7	119	159	-40
FCL Tigers West	7	17	.292	11.0	1-9	L3	4-8	3-9	81	174	-93
FCL South	W	L	PCT	GB	L10	STRK	HOME	ROAD	RS	RA	DIFF
FCL Rays	22	7	.759	-	8-2	L1	9-5	13-2	210	123	87
FCL Pirates Gold	16	7	.696	3.0	6-4	W1	7-5	9-2	131	74	57
FCL Red Sox	17	9	.654	3.5	7-3	L1	10-5	7-4	155	120	35
FCL Orioles Black	13	12	.520	7.0	5-5	L3	5-6	8-6	117	107	10
FCL Braves	11	14	.440	9.0	3-7	W1	5-6	6-8	113	141	-28
FCL Pirates Black	11	14	.440	9.0	3-7	L4	6-7	5-7	122	148	-26
FCL Twins	7	19	.269	13.5	2-8	W1	3-11	4-8	116	156	-40
FCL Orioles Orange	5	20	.200	15.0	4-6	W2	2-10	3-10	101	196	-95

DSL Twins (8-12) 6, DSL Nationals (10-9) 4
Aug 7th, 2021

	1	2	3	4	5	6	7	R	H	E
DSL Nationals	0	4	0	0	0	0	0	4	4	2
DSL Twins	2	0	0	0	4	0	x	6	1	3

	AB	R	H	RBI	BB	SO	LOB	AVG
DSL Nationals								
Cruz, SS	3	0	1	0	1	0	1	.172
Ramirez, E, CF	4	0	0	1	0	0	5	.184
Diaz, W, 1B	1	0	0	0	3	1	1	.283
Garcia, 3B	4	0	0	0	0	2	6	.220
Colmenares, C	4	1	1	0	0	0	0	.225
Contreras, DH	2	1	0	0	2	0	2	.314
Luis, 2B	2	1	0	0	1	2	2	.216
Santana, LF	3	1	1	1	1	2	2	.244
1-Martinez, PR	0	0	0	0	0	0	0	.140
Fernandez, J, RF	3	0	1	0	1	1	4	.194
Rivas, P	0	0	0	0	0	0	0	.000
Francisco, P	0	0	0	0	0	0	0	.000
Montero, P	0	0	0	0	0	0	0	.000
Abreu, P	0	0	0	0	0	0	0	.000
Totals	26	4	4	2	9	8	23	.209

1-Ran for Santana in the 7th.

BATTING

2B : Colmenares (2, Rojas).

TB : Colmenares 2; Cruz; Fernandez, J; Santana.

RBI : Ramirez, E (6); Santana (6).

Runners left in scoring position, 2 out : Santana 2; Diaz, W; Garcia 4; Fernandez, J.

Team RISP : 1-for-11.

Team LOB : 11.

BASERUNNING

SB : Contreras (1, 2nd base off Tovar/Rivero).

FIELDING

E : Fernandez, J (1, fielding); Luis (4, fielding).

	AB	R	H	RBI	BB	SO	LOB	AVG
DSL Twins								
Michel, 2B	2	2	0	0	1	2	1	.180
Perez, CF	2	1	0	0	1	0	1	.265
Del Valle, LF	3	1	0	0	0	0	4	.283
Marrero, DH	1	2	0	1	0	0	0	.290
De Andrade, SS	2	0	1	3	1	0	0	.197
Rivero, C	3	0	0	0	0	1	3	.160
Centeno, RF	2	0	0	0	1	1	2	.152
Martinez, 1B	3	0	0	0	0	1	2	.194
Rodriguez, 3B	3	0	0	0	0	1	1	.125
Rojas, P	0	0	0	0	0	0	0	.000
Bonilla, P	0	0	0	0	0	0	0	.000
Tovar, P	0	0	0	0	0	0	0	.000
Brito, P	0	0	0	0	0	0	0	.000
Totals	21	6	1	4	4	6	14	.199

BATTING

3B : De Andrade (1, Montero).

TB : De Andrade 3.

RBI : De Andrade 3 (10); Marrero (4).

Runners left in scoring position, 2 out : Centeno; Martinez; Rivero.

Team RISP : 1-for-9.

Team LOB : 4.

BASERUNNING

SB : Michel (12, 2nd base off Rivas/Colmenares); Rivero (2, 2nd base off Francisco/Colmenares).

FIELDING

E : Centeno (3, fielding); De Andrade (6, throw); Tovar (2, pickoff).

	IP	H	R	ER	BB	SO	HR	ERA
DSL Nationals								
Rivas	3.0	0	2	0	1	1	0	9.53
Francisco	1.0	0	0	0	1	0	0	2.70
Montero (L, 0-2)(BS, 1)	1.0	1	4	3	2	2	0	7.20
Abreu	1.0	0	0	0	0	3	0	0.00
Totals	6.0	1	6	3	4	6	0	3.30

	IP	H	R	ER	BB	SO	HR	ERA
DSL Twins								
Rojas	2.0	2	4	2	2	1	0	2.53
Bonilla	2.1	1	0	0	3	3	0	9.58
Tovar (W, 1-2)	2.1	1	0	0	4	3	0	11.37
Brito (S, 1)	0.1	0	0	0	0	1	0	0.00
Totals	7.0	4	4	2	9	8	0	5.73

WP : Bonilla 2.

Balk : Rojas 2; Tovar.

HBP : Luis (by Rojas); Michel (by Rivas); Marrero 2 (by Rivas, by Montero).

Groundouts-flyouts : Rivas 5-3; Francisco 1-1; Montero 2-0; Abreu 0-0; Rojas 2-3; Bonilla 3-1; Tovar 1-0; Brito 0-0.

Batters faced : Rivas 13; Francisco 4; Montero 8; Abreu 3; Rojas 12; Bonilla 12; Tovar 11; Brito.

Inherited runners-scored : Tovar 1-0; Brito 2-0.

Umpires : HP: Nelson De La Cruz. 1B: Francis Ogando.

Official Scorer : Enrique Elsevif

Weather : 82 degrees, Sunny

Wind : 1 mph, Calm

First pitch : 10:05 AM

T : 3:15

Venue : TBD

August 7, 2021

DSL Twins Hitting - 2021 - Regular Season - All Players

#	Player	Team	B	AVG	G	AB	R	H	TB	2B	3B	HR	RBI	BB	IBB	SO	SB	CS	OBP	SLG	OPS	PA	SAC	SF	HBP	GIDP	E
27	Centeno, A	DSL TWI	R	.152	12	33	3	5	10	2	0	1	5	6	0	17	2	0	.282	.303	.585	39	0	0	0	0	3
2	Contreras, D	DSL TWI	R	.056	7	18	2	1	1	0	0	0	2	1	0	7	0	0	.227	.056	.283	22	0	0	3	0	1
4	Cruz, R	DSL TWI	R	.216	15	51	6	11	16	2	0	1	5	3	0	20	2	0	.255	.314	.568	55	0	1	0	0	6
13	De Andrade, D	DSL TWI	R	.197	18	61	8	12	18	4	1	0	10	4	0	10	2	0	.279	.295	.574	68	0	0	3	1	6
23	De La Cruz, J	DSL TWI	L	.219	10	32	4	7	9	2	0	0	5	3	0	12	1	1	.286	.281	.567	35	0	0	0	0	0
62	Del Valle, J	DSL TWI	R	.283	14	46	6	13	16	1	1	0	6	2	0	7	2	0	.320	.348	.668	50	0	1	1	1	0
32	Gervis, D	DSL TWI	L	.227	10	22	3	5	7	0	1	0	2	7	0	4	4	1	.433	.318	.752	30	0	0	1	0	3
18	Madrigal, R	DSL TWI	R	.114	13	35	7	4	5	1	0	0	2	6	0	19	5	0	.244	.143	.387	41	0	0	0	0	1
16	Marino, J	DSL TWI	R	.350	8	20	3	7	10	3	0	0	3	1	0	5	2	0	.381	.500	.881	21	0	0	0	0	4
19	Marrero, K	DSL TWI	R	.290	13	31	5	9	12	1	1	0	4	5	0	9	2	2	.450	.387	.837	40	0	0	4	2	2
12	Martinez, S	DSL TWI	L	.194	14	31	7	6	7	1	0	0	3	8	0	15	1	1	.350	.226	.576	40	0	1	0	1	2
11	Michel, F	DSL TWI	S	.180	17	50	11	9	13	2	1	0	2	11	0	26	12	4	.379	.260	.639	66	0	0	5	0	5
9	Moreno, J	DSL TWI	R	.056	6	18	0	1	1	0	0	0	0	2	0	8	0	0	.150	.056	.206	20	0	0	0	0	2
5	Perez, I	DSL TWI	R	.265	12	34	5	9	15	1	1	1	4	4	0	8	4	1	.359	.441	.800	39	0	0	1	0	1
25	Rivero, G	DSL TWI	S	.160	9	25	4	4	5	1	0	0	4	2	0	7	2	0	.214	.200	.414	28	0	1	0	1	2
15	Rodriguez, L	DSL TWI	S	.125	14	32	6	4	8	1	0	1	6	7	0	13	1	0	.349	.250	.599	43	0	0	4	0	2
DSL TWI				.199	20	539	80	107	153	22	6	4	63	72	0	187	42	10	.316	.284	.599	637	0	4	22	6	47
OPP				.212	19	548	123	116	168	33	5	3	86	106	0	157	31	12	.366	.307	.672	693	0	7	31	5	

DSL Twins Pitching - 2021 - Regular Season - All Players

#	Player	Team	T	W	L	ERA	G	GS	CG	SHO	GF	HLD	SV	SVO	IP	H	R	ER	HR	HB	BB	IBB	SO	AVG	WP	BK	GIDP	TBF	
38	Andrade, H	DSL TWI	R	0	0	19.96	7	0	0	0	3	0	0	0	7.2	15	21	17	0	4	13	0	7	.405	10	4	0	55	
65	Boadas, M	DSL TWI	R	0	0	6.10	5	0	0	0	0	0	0	0	10.1	7	8	7	0	5	3	0	9	.189	3	0	0	47	
26	Bonilla, J	DSL TWI	R	0	1	9.58	6	0	0	0	0	0	0	2	10.1	7	15	11	0	2	11	0	9	.163	4	0	0	56	
30	Brito, J	DSL TWI	R	0	0	0.00	1	0	0	0	1	0	1	1	0.1	0	0	0	0	0	0	0	0	1	.000	0	0	0	1
39	Chaviel, E	DSL TWI	L	0	0	4.00	6	1	0	0	2	0	0	0	9.0	7	6	4	1	0	6	0	9	.189	4	3	0	43	
50	Cleto, T	DSL TWI	R	0	2	9.39	4	4	0	0	0	0	0	0	7.2	7	8	8	1	4	4	0	5	.269	5	0	0	35	
41	Duran, R	DSL TWI	R	1	2	4.82	7	1	0	0	2	0	0	0	9.1	11	9	5	0	1	8	0	6	.268	2	1	0	50	
33	Gutierrez, C	DSL TWI	R	2	0	1.69	7	0	0	0	3	0	0	0	16.0	3	4	3	0	1	8	0	19	.059	4	2	0	61	
	Huizi, E	DSL TWI	R	2	0	4.50	4	0	0	0	1	0	0	1	6.0	6	3	3	0	1	2	0	7	.286	1	0	1	24	
17	Landaeta, Y	DSL TWI	R	0	2	2.89	4	3	0	0	0	0	0	0	9.1	3	4	3	0	2	12	0	16	.100	4	1	0	44	
60	Maldonado, C	DSL TWI	L	0	0	5.40	2	1	0	0	0	0	0	0	1.2	2	1	1	0	1	1	0	3	.286	0	0	0	9	
16	Marino, J	DSL TWI	R	0	0	19.64	3	0	0	0	1	0	0	0	3.2	9	8	8	0	2	2	0	4	.450	0	0	0	24	
19	Marrero, K	DSL TWI	R	0	0	0.00	3	0	0	0	3	0	0	0	4.2	6	3	0	0	2	1	0	2	.300	0	0	1	23	
48	Nunez, J	DSL TWI	R	0	2	2.35	4	4	0	0	0	0	0	0	15.1	10	5	4	1	1	6	0	19	.189	2	0	0	61	
31	Olivares, J	DSL TWI	R	1	0	2.25	3	1	0	0	0	0	0	0	4.0	2	1	1	0	1	1	0	5	.143	1	2	0	16	
40	Paredes, O	DSL TWI	R	1	1	5.68	6	0	0	0	1	0	0	1	12.2	12	8	8	0	1	5	0	11	.261	1	1	3	52	
	Polanco, L	DSL TWI	L	0	0	0.00	1	0	0	0	1	0	1	1	1.0	0	0	0	0	0	2	0	2	.000	1	0	0	6	
58	Rojas, J	DSL TWI	L	0	0	2.53	6	2	0	0	2	0	1	1	10.2	5	8	3	0	1	6	0	17	.125	0	2	0	48	
40	Tovar, J	DSL TWI	R	1	2	11.37	5	3	0	0	0	0	0	0	6.1	4	11	8	0	2	15	0	6	.200	5	1	0	38	
DSL TWI				8	12	5.73	20	20	0	1	20	0	3	7	146.0	116	123	93	3	31	106	0	157	.212	47	17	5	693	
OPP				11	8	3.59	19	20	0	1	20	1	1	3	148.0	107	80	59	4	22	72	0	187	.199	30	5	6	637	

Dominican Summer League Standings - 2021 - Regular Season

	W	L	PCT	GB	L10	STRK	HOME	ROAD	RS	RA	DIFF
DSL North											
DSL Rangers1	14	6	.700	-	6-4	W1	8-2	6-4	107	66	41
DSL Red Sox Blue	12	7	.632	1.5	5-5	W1	8-1	4-6	128	89	39
DSL Pirates Black	11	8	.579	2.5	7-3	W3	6-4	5-4	68	64	4
DSL Dodgers Shoemaker	10	9	.526	3.5	7-3	L1	6-3	4-6	113	88	25
DSL Rays2	8	10	.444	5.0	4-6	W1	5-3	3-7	80	95	-15
DSL Indians Red	8	11	.421	5.5	3-7	L3	5-4	3-7	85	114	-29
DSL Royals White	6	10	.375	6.0	5-5	W1	4-5	2-5	56	74	-18
DSL Cubs Blue	6	12	.333	7.0	4-6	W3	5-5	1-7	64	86	-22
DSL South											
DSL Rockies	14	5	.737	-	7-3	W1	7-3	7-2	105	79	26
DSL Angels	10	9	.526	4.0	7-3	W3	4-5	6-4	88	63	25
DSL Cardinals Blue	10	9	.526	4.0	6-4	L1	5-4	5-5	85	97	-12
DSL Nationals	10	9	.526	4.0	3-7	L1	6-4	4-5	87	70	17
DSL Mets1	10	10	.500	4.5	4-6	W1	6-4	4-6	72	96	-24
DSL Phillies Red	8	10	.444	5.5	6-4	W1	5-4	3-6	62	79	-17
DSL Yankees1	8	11	.421	6.0	5-5	L1	3-7	5-4	126	95	31
DSL Twins	8	12	.400	6.5	4-6	W2	2-8	6-4	80	123	-43
DSL Northeast											
DSL Mariners	14	6	.700	-	8-2	W2	7-3	7-3	120	87	33
DSL Colorado	12	6	.667	1.0	6-4	L1	7-2	5-4	85	40	45
DSL Yankees2	11	8	.579	2.5	5-5	L1	6-3	5-5	147	119	28
DSL Brewers2	9	10	.474	4.5	5-5	L2	3-6	6-4	68	65	3
DSL Orioles2	8	9	.471	4.5	5-5	W1	4-5	4-4	68	75	-7
DSL Giants Orange	6	10	.375	6.0	4-6	W1	3-5	3-5	63	101	-38
DSL D-backs2	7	13	.350	7.0	4-6	L5	4-6	3-7	52	92	-40
DSL Pirates Gold	6	14	.300	8.0	3-7	L1	2-8	4-6	74	110	-36
DSL Northwest											
DSL Indians Blue	12	5	.706	-	7-3	W2	7-2	5-3	88	62	26
DSL Red Sox Red	12	7	.632	1.0	7-3	L1	6-4	6-3	76	78	-2
DSL Dodgers Bautista	11	7	.611	1.5	5-5	W1	5-4	6-3	78	78	0
DSL Royals Blue	10	7	.588	2.0	5-5	L2	3-5	7-2	78	68	10
DSL Marlins	10	8	.556	2.5	4-6	L1	5-4	5-4	103	88	15
DSL Rays1	8	12	.400	5.5	2-8	L1	6-4	2-8	87	71	16
DSL Athletics	5	11	.313	6.5	4-6	L1	3-6	2-5	64	83	-19
DSL Astros	5	12	.294	7.0	4-6	W1	2-5	3-7	64	116	-52
DSL Baseball City											
DSL Padres	14	5	.737	-	6-4	W5	8-1	6-4	88	80	8
DSL Blue Jays	10	7	.588	3.0	7-3	W4	4-5	6-2	95	78	17
DSL Reds	10	8	.556	3.5	6-4	L2	6-3	4-5	117	85	32
DSL White Sox	10	10	.500	4.5	5-5	L1	4-6	6-4	71	84	-13
DSL D-backs1	8	12	.400	6.5	3-7	W1	2-8	6-4	72	86	-14
DSL Orioles1	4	11	.267	8.0	2-8	L5	0-7	4-4	50	63	-13
DSL San Pedro											
DSL Phillies White	11	7	.611	-	7-3	L1	6-3	5-4	79	65	14
DSL Brewers1	10	8	.556	1.0	6-4	W2	5-3	5-5	79	54	25
DSL Rangers2	10	10	.500	2.0	4-6	L1	7-3	3-7	94	98	-4
DSL Cardinals Red	8	8	.500	2.0	4-6	W1	6-3	2-5	69	81	-12
DSL Giants Black	6	7	.462	2.5	4-6	W1	5-2	1-5	81	77	4
DSL Cubs Red	8	11	.421	3.5	4-6	L3	3-6	5-5	96	111	-15
DSL Mets2	7	11	.389	4.0	4-6	L1	4-5	3-6	65	81	-16
DSL Tigers	6	13	.316	5.5	3-7	L3	3-7	3-6	88	111	-23