







TWINS MINOR LEAGUE REPORT



Sunday, August 29, 2021

	TEAM	LEVEL	RECORD	YESTERDAY'S SCORE
	St. Paul Saints	TRIPLE-A	53-47; 4.5 GB 3rd in Triple-A East, Midwest Division	Game susp. due to curfew, tied 9-9 in 14th; to be completed Sunday
	Wichita Wind Surge	DOUBLE-A	59-42; - - GB 1st in Double-A Central, North Division	W, 13-4 vs. Tulsa
	Cedar Rapids Kernels	HIGH-A	56-45; 11.5 GB 2nd in High-A Central, West Division	L, 1-6 at Beloit
	Fort Myers Mighty Mussels	LOW-A	50-47; 16.0 GB 3rd in Low-A Southeast, West Division	L, 6-8 vs. Bradenton
	FCL Twins	ROOKIE	15-27, 13.5 GB 7th in FCL, South Division	Game susp. due to rain, tied 1-1 in 8th; to be completed Friday
	DSL Twins	DSL	12-20, 11.5 GB 7th in DSL, South Division	W, 7-6 vs. DSL Tigers

St. Paul Saints (53-47) 9, Toledo Mud Hens (57-42) 9

Aug 28th, 2021

	1	2	3	4	5	6	7	8	9	10	11	12	13	R	H	E
St. Paul	2	0	5	0	1	0	0	0	0	0	0	1	0	9	17	2
Toledo	0	2	4	0	0	1	0	0	1	0	0	1	0	9	7	2

St. Paul	AB	R	H	RBI	BB	SO	LOB	AVG	Toledo	AB	R	H	RBI	BB	SO	LOB	AVG
Miranda, 3B	7	1	2	2	0	3	3	.327	Goodrum, SS	5	0	0	0	0	0	6	.180
Boyd, DH	6	1	1	0	1	3	5	.100	Kreidler, SS	2	0	0	0	0	2	4	.382
Telis, 1B	7	1	3	0	0	2	5	.299	Torkelson, 1B	4	2	1	2	2	0	1	.196
Contreras, LF	6	1	1	1	0	4	5	.268	Greene, CF	5	1	1	0	2	0	3	.250
Celestino, CF	6	1	2	1	0	0	2	.280	Paredes, DH	3	1	1	0	1	1	1	.254
Rortvedt, C	6	1	2	1	0	2	4	.236	1-Jones, J, PR-DH	1	1	0	0	1	1	3	.241
Kerrigan, RF	5	2	2	0	1	1	3	.262	Clemens, 2B	5	2	0	1	2	2	6	.264
Maggi, SS	4	1	3	2	0	1	0	.254	Rodríguez, A, 3B	6	1	1	1	1	2	7	.304
Riddle, SS	2	0	1	1	0	0	2	.192	Stewart, C, RF	5	0	1	2	1	3	4	.254
Johnson, S, 2B	5	0	0	0	1	4	4	.233	Greiner, C	3	1	1	1	2	0	2	.208
Strotman, P	0	0	0	0	0	0	0	.000	Robson, LF	4	0	1	1	2	2	3	.278
Shepherd, P	0	0	0	0	0	0	0	.000	Leiter Jr., P	0	0	0	0	0	0	0	.000
Law, D, P	0	0	0	0	0	0	0	.000	St. John, P	0	0	0	0	0	0	0	.000
Vincent, P	0	0	0	0	0	0	0	.000	De Jesus, A, P	0	0	0	0	0	0	0	.000
Moran, P	0	0	0	0	0	0	0	.000	Del Pozo, M, P	0	0	0	0	0	0	0	.000
Leyer, P	0	0	0	0	0	0	0	.000	Garcia, B, P	0	0	0	0	0	0	0	.000
Totals	54	9	17	8	3	20	33	.247	Totals	43	9	7	8	14	13	40	.261

BATTING

2B : Miranda (17, St. John); Telis (9, St. John).
TB : Boyd; Celestino 2; Contreras; Kerrigan 2; Maggi 3; Miranda 3; Riddle; Rortvedt 2; Telis 4.
RBI : Celestino (17); Contreras (46); Maggi 2 (38); Miranda 2 (36); Riddle (30); Rortvedt (18).
2-out RBI : Celestino; Maggi 2; Miranda 2; Rortvedt.
Runners left in scoring position, 2 out : Johnson, S; Kerrigan; Rortvedt 2; Telis 3; Boyd 2.
Team RISP : 7-for-29.
Team LOB : 13.

BASERUNNING

SB : Contreras (11, 2nd base off Leiter Jr./Greiner); Celestino (2, 2nd base off Leiter Jr./Greiner).
CS : Maggi (4, 2nd base by De Jesus, A/Greiner); Riddle (3, 2nd base by Pinto, W/Greiner).

FIELDING

E : Kerrigan (2, throw); Telis (5, fielding).
Outfield assists : Kerrigan (Clemens at 2nd base).
DP : 2 (Maggi-Johnson, S-Telis; Kerrigan-Johnson, S).

1-Ran for Paredes in the 9th.

BATTING

2B : Stewart, C (11, Strotman).
HR : Torkelson (2, 9th inning off Vincent, 0 on, 1 out).
TB : Greene; Greiner; Paredes; Robson; Rodríguez, A; Stewart, C 2; Torkelson 4.
RBI : Clemens (36); Greiner (7); Robson (24); Rodríguez, A (74); Stewart, C 2 (54); Torkelson 2 (7).
2-out RBI : Robson.
Runners left in scoring position, 2 out : Kreidler 2; Greene 2; Goodrum 3; Jones, J 2; Rodríguez, A 2.
SF : Greiner; Torkelson.
GIDP : Paredes.
Team RISP : 4-for-23.
Team LOB : 16.

FIELDING

E : Greene (1, fielding); Stewart, C (2, fielding).
DP : (Greiner-Kreidler).

St. Paul	IP	H	R	ER	BB	SO	HR	ERA	Toledo	IP	H	R	ER	BB	SO	HR	ERA
Strotman	2.2	3	6	6	6	2	0	4.55	Leiter Jr.	2.2	8	7	7	1	6	0	4.83
Shepherd	4.1	2	1	1	2	2	0	5.56	St. John	1.1	2	0	0	1	1	0	3.00
Law, D	1.0	0	0	0	0	1	0	4.30	De Jesus, A	3.0	3	1	0	1	4	0	4.02
Vincent	1.0	1	1	1	0	0	1	5.47	Del Pozo, M	1.0	1	0	0	0	3	0	2.63
Moran	2.2	1	1	0	4	6	0	3.08	Garcia, B	2.0	2	0	0	0	2	0	6.05
Leyer	1.1	0	0	0	2	2	0	6.69	Pinto, W	3.0	1	1	0	0	4	0	5.18
Totals	13.0	7	9	8	14	13	1	4.57	Totals	13.0	17	9	7	3	20	0	4.28

WP : Strotman 3.
IBB : Rodríguez, A (by Moran); Torkelson (by Moran); Greene (by Leyer).
HBP : Paredes (by Vincent).
Pitches-strikes : Strotman 75-37; Shepherd 59-34; Law, D 19-10; Vincent 21-10; Moran 49-30; Leyer 23-14; Leiter Jr. 68-46; St. John 29-20; De Jesus, A 47-31; Del Pozo, M 18-13; Garcia, B 34-20; Pinto, W 36-25.
Groundouts-flyouts : Strotman 3-2; Shepherd 3-6; Law, D 0-1; Vincent 3-0; Moran 1-0; Leyer 1-0; Leiter Jr. 2-0; St. John 1-1; De Jesus, A 2-0; Del Pozo, M 0-0; Garcia, B 0-3; Pinto, W 3-0.
Batters faced : Strotman 17; Shepherd 16; Law, D 3; Vincent 5; Moran 13; Leyer 6; Leiter Jr. 17; St. John 7; De Jesus, A 12; Del Pozo, M 4; Garcia, B 8; Pinto, W 9.
Inherited runners-scored : Shepherd 1-0; Leyer 3-0; St. John 2-2.
Ejections : Saints shortstop Drew Maggi ejected by 1B umpire Takahito Matsuda (7th); Saints manager Toby Gardenhire ejected by HP umpire Dave Martinez (11th)
Umpires : HP: Dave Martinez. 1B: Takahito Matsuda. 3B: Alex MacKay.

Official Scorer : Jeff Businger

Weather : 80 degrees, Partly Cloudy

Wind : 3 mph, Calm

First pitch : 8:06 PM

T : 4:54 (1:01 delay)

Att : 6,751

Venue : Fifth Third Field

August 29, 2021

St. Paul Saints Hitting - 2021 - Regular Season - All Players

#	Player	Team	B	AVG	G	AB	R	H	TB	2B	3B	HR	RBI	BB	IBB	SO	SB	CS	OBP	SLG	OPS	PA	SAC	SF	HBP	GIDP	E
37	Albers, A	STP	R	.500	1	2	0	1	1	0	0	0	0	0	0	0	0	0	.500	.500	1.000	2	0	0	0	0	1
2	Arraez, L	STP	L	.250	2	8	2	2	2	0	0	0	2	1	0	0	0	0	.333	.250	.583	9	0	0	0	0	0
50	Astudillo, W	STP	R	.281	22	89	13	25	34	3	0	2	8	3	1	4	3	0	.319	.382	.701	94	0	0	2	5	2
53	Bañuelos, D	STP	R	.170	18	53	7	9	14	3	1	0	2	2	0	18	0	0	.200	.264	.464	55	0	0	0	1	2
13	Blankenhorn, T	OKC	L	.000	3	3	0	0	0	0	0	0	0	0	0	2	0	0	.000	.000	.000	3	0	0	0	0	0
13	Blankenhorn, T	STP	L	.182	3	11	1	2	3	1	0	0	1	2	0	6	0	0	.308	.273	.580	13	0	0	0	0	1
13	Blankenhorn, T	SYR	L	.253	28	91	16	23	47	6	0	6	21	20	1	26	2	2	.389	.516	.906	113	0	1	1	0	0
13	Blankenhorn, T	TAC	L	.250	4	20	1	5	8	0	0	1	4	0	0	5	0	0	.250	.400	.650	20	0	0	0	0	1
13	Blankenhorn, T	4 Teams	L	.240	38	125	18	30	58	7	0	7	26	22	1	39	2	2	.356	.464	.820	149	0	1	1	0	2
27	Boyd, B	STP	L	.100	4	10	1	1	1	0	0	0	0	1	0	4	0	0	.250	.100	.350	12	0	0	1	1	0
9	Broxton, K	STP	R	.186	73	221	38	41	74	6	0	9	26	30	0	113	10	1	.288	.335	.623	257	0	3	3	1	1
25	Buxton, B	STP	R	.409	7	22	6	9	22	2	1	3	9	2	0	3	0	0	.423	1.000	1.423	26	0	2	0	1	0
65	Cave, J	STP	L	.367	8	30	6	11	15	1	0	1	5	5	0	10	0	1	.472	.500	.972	36	0	0	1	2	0
4	Celestino, G	STP	R	.280	23	82	11	23	41	6	0	4	17	12	0	19	2	0	.379	.500	.879	95	0	0	1	3	2
8	Contreras, M	STP	L	.268	68	246	46	66	129	20	2	13	46	17	2	85	11	3	.339	.524	.864	277	0	3	11	4	0
26	Coulombe, D	STP	L	.000	1	0	0	0	0	0	0	0	0	0	0	0	0	0	.000	.000	.000	0	0	0	0	0	0
13	Descalso, D	STP	L	.093	24	75	9	7	15	2	0	2	4	14	0	31	0	0	.244	.200	.444	90	0	0	1	3	2
8	Encarnacion, Y	STP	L	.200	11	30	1	6	7	1	0	0	2	2	0	14	0	0	.250	.233	.483	32	0	0	0	0	1
47	Garlick, K	STP	R	.286	2	7	0	2	2	0	0	0	1	1	0	1	0	0	.375	.286	.661	8	0	0	0	0	0
46	Garver, M	STP	R	.250	4	16	3	4	4	0	0	0	2	2	0	3	0	0	.368	.250	.618	19	0	0	1	1	0
1	Gordon, N	STP	L	.282	18	71	11	20	31	0	1	3	9	6	0	12	7	2	.338	.437	.774	77	0	0	0	1	4
27	Jeffers, R	STP	R	.217	24	83	13	18	37	4	0	5	16	16	0	26	0	0	.340	.446	.786	103	0	3	1	4	1
21	Johnson, S	STP	L	.233	44	146	18	34	53	6	2	3	20	24	0	49	1	1	.349	.363	.712	172	0	0	2	2	4
38	Kepler, M	STP	L	.091	3	11	0	1	1	0	0	0	0	0	0	1	0	0	.091	.091	.182	11	0	0	0	1	0
31	Kerrigan, J	STP	R	.262	82	256	47	67	128	10	0	17	43	30	2	94	4	1	.350	.500	.850	294	0	2	6	8	2
11	Kirilloff, A	STP	L	.500	2	6	2	3	9	0	0	2	3	0	0	2	0	0	.500	1.500	2.000	6	0	0	0	0	0
19	Larnach, T	STP	L	.174	13	46	12	8	18	1	0	3	7	6	0	19	0	0	.333	.391	.725	57	0	0	5	2	0
	Lin, T	STP	L	.269	7	26	8	7	8	1	0	0	4	4	0	8	3	0	.367	.308	.674	30	0	0	0	0	1
11	Maggi, D	STP	R	.254	75	248	44	63	114	11	2	12	38	32	0	86	12	4	.363	.460	.823	292	0	1	11	6	7
66	Miranda, J	STP	R	.327	53	226	45	74	127	17	0	12	36	20	1	41	0	1	.388	.562	.950	250	0	1	3	5	9
4	Ozoria, D	STP	S	.000	3	3	0	0	0	0	0	0	0	0	0	1	0	0	.000	.000	.000	3	0	0	0	0	0
56	Peña, R	STP	R	.202	27	84	5	17	27	4	0	2	11	7	0	12	0	0	.269	.321	.590	93	0	1	1	5	3
62	Refsnyder, R	STP	R	.318	18	66	13	21	41	5	0	5	14	12	0	13	0	0	.425	.621	1.046	80	0	1	1	2	0
12	Riddle, J	STP	L	.192	82	286	34	55	85	11	2	5	30	20	1	58	3	3	.255	.297	.552	314	0	3	5	6	8
19	Rooker, B	STP	R	.245	62	220	40	54	124	8	1	20	49	38	2	80	1	2	.367	.564	.931	267	0	3	6	7	1
2	Rortvedt, B	STP	L	.236	30	110	17	26	43	5	0	4	18	7	0	32	0	0	.292	.391	.683	120	0	1	2	3	1
63	Stankiewicz, D	STP	S	.233	22	73	9	17	25	5	0	1	6	10	0	16	1	0	.325	.342	.668	83	0	0	0	1	2
18	Telis, T	STP	S	.299	73	304	38	91	129	9	1	9	38	18	0	44	5	1	.342	.424	.766	325	0	1	2	5	5
23	Tomscha, D	STP	R	.231	62	208	26	48	85	10	0	9	26	18	0	58	0	1	.307	.409	.716	231	0	0	5	3	2
	Wiel, Z	STP	R	.250	2	8	0	2	2	0	0	0	0	0	0	3	0	0	.250	.250	.500	8	0	0	0	0	1
	STP			.247	101	3383	526	835	1451	152	13	146	493	362	9	966	63	21	.330	.429	.759	3841	0	25	71	83	74
	OPP			.247	101	3425	496	847	1384	177	15	110	474	396	3	929	69	20	.334	.404	.738	3923	15	23	61	83	58

St. Paul Saints Pitching - 2021 - Regular Season - All Players

#	Player	Team	T	W	L	ERA	G	GS	CG	SHO	GF	HLD	SV	SVO	IP	H	R	ER	HR	HB	BB	IBB	SO	AVG	WP	BK	GIDP	TBF
37	Albers, A	STP	L	6	4	3.86	16	15	0	0	0	0	0	0	91.0	109	49	39	12	4	9	0	78	.288	3	1	4	394
41	Anderson, S	ELP	R	1	0	4.91	5	0	0	0	1	0	1	2	7.1	7	4	4	1	0	2	0	11	.241	2	0	0	31
41	Anderson, S	RR	R	0	0	0.00	2	0	0	0	0	1	0	0	3.0	0	0	0	0	0	1	0	4	.000	0	0	0	10
41	Anderson, S	STP	R	1	0	0.00	5	0	0	0	0	2	0	0	6.0	2	0	0	0	0	3	0	5	.105	0	0	1	22
41	Anderson, S	3 Teams	R	2	0	2.20	12	0	0	0	1	3	1	2	16.1	9	4	4	1	0	6	0	20	.158	2	0	1	63
25	Barnes, C	STP	L	5	3	4.24	13	13	0	0	0	0	0	0	63.2	63	33	30	6	6	23	0	54	.257	1	1	5	277
41	Barracrough, K	STP	R	3	1	2.86	18	0	0	0	5	2	0	3	22.0	12	7	7	4	1	10	0	31	.160	1	0	0	87
41	Barracrough, K	SWB	R	4	0	3.21	11	0	0	0	1	2	0	0	14.0	5	5	5	2	0	11	0	24	.114	3	0	1	55
41	Barracrough, K	2 Teams	R	7	1	3.00	29	0	0	0	6	4	0	3	36.0	17	12	12	6	1	21	0	55	.143	4	0	1	142
67	Burrows, B	STP	R	1	1	3.26	7	4	0	0	0	1	0	0	19.1	14	7	7	1	2	10	0	16	.200	2	0	0	83
67	Burrows, B	TOL	R	1	1	6.23	9	1	0	0	0	2	0	0	17.1	21	12	12	4	0	6	0	17	.296	1	0	0	78
67	Burrows, B	2 Teams	R	2	2	4.66	16	5	0	0	0	3	0	0	36.2	35	19	19	5	2	16	0	33	.248	3	0	0	161
16	Cano, Y	STP	R	2	2	4.28	21	1	0	0	7	4	1	3	33.2	34	17	16	4	2	19	0	39	.268	0	1	2	152
26	Coulombe, D	STP	L	1	1	1.77	14	0	0	0	7	3	2	3	20.1	16	6	4	1	0	3	0	27	.211	0	0	1	79
	Dobnak, R	STP	R	0	1	3.00	4	4	0	0	0	0	0	0	18.0	15	6	6	0	1	10	0	13	.234	0	0	4	75
46	Duran, J	STP	R	0	3	5.06	5	4	0	0	0	0	0	0	16.0	16	9	9	1	0	13	0	22	.258	5	0	2	75
40	Farrell, L	STP	R	0	1	3.68	5	0	0	0	0	1	0	0	7.1	4	3	3	0	2	3	0	15	.160	0	0	0	31
65	García, E	LOU	R	2	0	3.38	24	0	0	0	7	0	1	1	24.0	17	9	9	0	2	13	0	29	.205	5	0	4	98
65	García, E	STP	R	2	0	0.00	4	0	0	0	2	0	0	0	5.0	2	0	0	0	1	1	0	6	.125	1	0	0	18
65	García, E	2 Teams	R	4	0	2.79	28	0	0	0	9	0	1	1	29.0	19	9	9	0	3	14	0	35	.192	6	0	4	116
40	Garza Jr., R	STP	R	0	0	7.36	3	0	0	0	1	0	1	1	3.2	3	3	3	1	1	2	0	5	.214	0	0	0	17
40	Garza Jr., R	SUG	R	2	0	1.26	10	0	0	0	3	2	0	0	14.1	5	2	2	2	1	8	0	17	.104	1	0	0	58
40	Garza Jr., R	2 Teams	R	2	0	2.50	13	0	0	0	4	2	1	1	18.0	8	5	5	3	2	10	0	22	.129	1	0	0	75
57	Gibaut, I	STP	R	1	3	7.20	27	1	0	0	9	1	0	1	40.0	52	32	32	5	2	20	0	46	.311	3	0	4	190
38	Hackimer, T	STP	R	0	0	16.20	6	0	0	0	2	1	1	1	5.0	6	9	9	0	3	15	0	7	.300	1	0	1	38
38	Hackimer, T	SYR	R	0	0	0.00	8	0	0	0	5	1	3	3	8.2	0	0	0	0	3	6	0	11	.000	1	0	1	35
38	Hackimer, T	2 Teams	R	0	0	5.93	14	0	0	0	7	2	4	4	13.2	6	9	9	0	6	21	0	18	.130	2	0	2	73
44	Hamilton, I	STP	R	4	2	3.24	31	3	0	0	9	2	4	5	50.0	32	21	18	4	2	31	0	68	.185	10	0	4	210
	Harvey, J	ABQ	R	0	0	2.63	15	0	0	0	6	5	0	0	13.2	12	4	4	2	0	9	0	20	.245	0	0	1	58
	Harvey, J	STP	R	0	1	18.00	4	0	0	0	2	0	0	1	3.0	6	6	6	2	0	6	0	4	.429	1	0	0	21
	Harvey, J	2 Teams	R	0	1	5.40	19	0	0	0	8	5	0	1	16.2	18	10	10	4	0	15	0	24	.286	1	0	1	79
48	Jax, G	STP	R	4	1	3.76	8	8	0	0	0	0	0	0	40.2	37	17	17	2	0	16	0	36	.242	0	0	0	170
54	Law, D	STP	R	0	0	4.30	12	0	0	0	7	0	4	5	14.2	17	7	7	1	0	4	0	13	.288	1	0	0	63
36	Leyer, R	STP	R	1	4	6.69	28	1	0	0	8	1	0	3	36.1	34	29	27	8	3	24	1	43	.241	2	0	1	169
99	Maeda, K	STP	R	0	0	2.25	1	1	0	0	0	0	0	0	4.0	1	1	1	1	0	1	0	5	.077	0	0	0	14
38	Mason, R	STP	R	1	0	5.40	8	0	0	0	2	2	0	0	11.2	11	7	7	1	2	6	0	17	.234	0	0	0	55
32	Minaya, J	STP	R	2	3	3.41	17	0	0	0	2	1	0	1	29.0	29	14	11	3	4	15	0	37	.254	6	0	4	135
64	Moran, J	STP	L	2	0	3.08	13	0	0	0	2	0	1	4	26.1	13	10	9	3	1	14	2	41	.143	2	1	1	106
16	Mullenbach, M	STP	R	0	0	0.00	1	0	0	0	1	0	0	0	2.0	2	0	0	0	0	1	0	0	.250	0	0	0	9
52	Nunn, C	STP	L	0	0	6.00	6	0	0	0	2	1	0	0	6.0	5	5	4	1	0	8	0	6	.217	1	0	0	31
20	Ober, B	STP	R	1	0	2.81	4	4	0	0	0	0	0	0	16.0	13	5	5	0	0	5	0	21	.217	0	0	1	65
58	Pineda, M	STP	R	0	1	9.00	1	1	0	0	0	0	0	0	4.0	4	5	4	0	0	3	0	1	.267	1	0	0	20
20	Ryan, J	DUR	R	4	3	3.63	12	11	0	0	0	0	0	0	57.0	35	25	23	8	3	10	0	75	.175	3	0	4	215
20	Ryan, J	STP	R	0	0	2.00	2	2	0	0	0	0	0	0	9.0	5	2	2	1	0	2	0	17	.161	0	0	1	34
20	Ryan, J	2 Teams	R	4	3	3.41	14	13	0	0	0	0	0	0	66.0	40	27	25	9	3	12	0	92	.173	3	0	5	249
45	Sammons, B	STP	L	0	2	5.86	7	4	0	0	0	0	0	0	27.2	27	18	18	5	1	20	0	15	.262	3	0	3	127
39	Shepherd, C	STP	R	6	5	5.56	20	16	0	0	0	1	0	0	87.1	115	59	54	16	1	23	0	55	.320	3	0	11	387
27	Shoemaker, M	SAC	R	1	2	9.45	3	2	0	0	1	0	0	1	13.1	22	14	14	5	2	2	0	11	.373	1	0	1	63
27	Shoemaker, M	STP	R	1	0	1.80	4	3	0	0	0	0	0	0	20.0	12	4	4	1	2	8	0	17	.182	2	0	1	78
27	Shoemaker, M	2 Teams	R	2	2	4.86	7	5	0	0	1	0	0	1	33.1	34	18	18	6	4	10	0	28	.272	3	0	2	141
38	Sparkman, G	STP	R	0	0	3.00	2	0	0	0	0	0	0	0	3.0	2	1	1	1	0	0	0	6	.182	0	0	0	11
63	Stankiewicz, D	STP	R	0	0	18.00	1	0	0	0	1	0	0	0	1.0	4	3	2	1	0	0	0	1	.500	0	0	0	8
40	Stashak, C	STP	R	0	0	0.00	2	0	0	0	1	0	0	0	2.1	2	0	0	0	0	0	0	3	.222	0	0	0	9
26	Strotman, D	DUR	R	7	2	3.39	13	12	0	0	0	0	0	1	58.1	50	25	22	3	1	33	0	62	.235	2	0	7	251
26	Strotman, D	STP	R	0	1	7.09	6	6	0	0	0	0	0	0	26.2	31	21	21	4	1	16	0	20	.287	3	0	2	127
26	Strotman, D	2 Teams	R	7	3	4.55	19	18	0	0	0	0	0	1	85.0	81	46	43	7	2	49	0	82	.252	5	0	9	378
43	Thorpe, L	STP	L	1	2	4.76	6	2	0	0	0	2	0	1	17.0	12	9	9	1	1	7	0	12	.190	0	0	2	71
55	Vasquez, A	STP	L	4	0	3.61	33	0	0	0	12	3	0	1	42.1	21	21	17	5	13	22	0	68	.143	1	0	1	182
13	Vincent, N	RR	R	0	0	4.11	15	0	0	0	3	3	0	0	15.1	18	10	7	1	0	7	0	22	.273	1	0	0	74
13	Vincent, N	STP	R	3	1	5.47	18	0	0	0	14	0	6	9	24.2	24	19	15	7	4	6	0	27	.245	0	1	0	111
13	Vincent, N	2 Teams	R	3	1	4.95	33	0	0	0	17	3	6	9	40.0	42	29	22	8	4	13	0	49	.256	1	1	0	185
52	Whalen, R	STP	R	0	4	8.59	10	4	0	0	4	0	2	2	22.0	26	22	21	3	1	14	0	17	.				

Triple-A East Standings - 2021 - Regular Season

	W	L	PCT	GB	L10	STRK	HOME	ROAD	RS	RA	DIFF
AAA-E Northeast											
Scranton/WB	59	38	.608	-	7-3	L1	26-20	33-18	535	397	138
Buffalo	56	41	.577	3.0	2-8	L5	34-19	22-22	474	372	102
Worcester	54	46	.540	6.5	7-3	W6	28-25	26-21	471	496	-25
Lehigh Valley	44	55	.444	16.0	3-7	W1	23-24	21-31	445	518	-73
Rochester	43	55	.439	16.5	7-3	L1	22-23	21-32	438	479	-41
Syracuse	39	60	.394	21.0	4-6	W1	19-32	20-28	463	564	-101
AAA-E Southeast											
Durham	64	36	.640	-	7-3	L1	36-17	28-19	579	386	193
Gwinnett	58	43	.574	6.5	7-3	L2	30-18	28-25	518	414	104
Jacksonville	57	44	.564	7.5	5-5	W1	25-23	32-21	458	467	-9
Nashville	54	47	.535	10.5	4-6	W2	31-22	23-25	493	470	23
Memphis	48	53	.475	16.5	6-4	W2	29-24	19-29	454	538	-84
Norfolk	40	59	.404	23.5	3-7	L1	24-22	16-37	421	515	-94
Charlotte	38	62	.380	26.0	5-5	W1	23-30	15-32	498	590	-92
AAA-E Midwest											
Toledo	57	42	.576	-	8-2	W5	36-16	21-26	530	440	90
Omaha	56	44	.560	1.5	7-3	W4	28-19	28-25	550	535	15
St. Paul	53	47	.530	4.5	4-6	L5	30-24	23-23	517	487	30
Indianapolis	47	53	.470	10.5	4-6	W2	25-22	22-31	456	487	-31
Columbus	46	53	.465	11.0	5-5	L2	22-25	24-28	484	565	-81
Iowa	42	59	.416	16.0	2-8	L4	20-33	22-26	470	516	-46
Louisville	41	59	.410	16.5	4-6	L2	20-27	21-32	408	426	-18

Wichita Wind Surge (59-42) 13, Tulsa Drillers (55-46) 4
Aug 28th, 2021

	1	2	3	4	5	6	7	8	9	R	H	E
Tulsa	0	1	0	0	0	0	2	1	0	4	12	2
Wichita	0	2	6	1	3	0	0	1	x	13	11	0

Tulsa	AB	R	H	RBI	BB	SO	LOB	AVG
Busch, 1B	4	0	0	1	0	1	1	.239
Noda, LF	3	2	3	1	2	0	0	.243
Vargas, M, 2B	4	0	2	0	1	1	2	.319
Feduccia, DH	4	1	1	2	1	2	4	.245
Hoese, 3B	4	0	0	0	1	1	0	.189
Mann, CF	5	0	3	0	0	2	3	.226
Daniel, SS	5	0	1	0	0	0	2	.234
Cuadrado, RF	5	1	1	0	0	2	3	.233
Berman, C	3	0	1	0	1	0	0	.165
Martinson, P	0	0	0	0	0	0	0	.000
Warzek, P	0	0	0	0	0	0	0	.000
Jimenez, M, P	0	0	0	0	0	0	0	.000
Totals	37	4	12	4	6	9	15	.247

Wichita	AB	R	H	RBI	BB	SO	LOB	AVG
Steer, 2B	4	4	2	2	1	0	0	.250
Martin, CF	5	2	3	3	0	1	0	.244
Morales, C	4	0	1	1	1	0	0	.300
Cabbage, DH	5	0	0	0	0	3	5	.262
Palacios, SS	3	2	1	2	0	0	1	.266
Cabrera, L, RF	3	2	1	2	1	1	2	.255
Bechtold, 3B	4	1	1	3	0	0	0	.238
Whitefield, LF	4	0	1	0	0	1	0	.258
Williams, 1B	3	2	1	0	1	1	1	.250
Sands, P	0	0	0	0	0	0	0	.000
Funderburk, P	0	0	0	0	0	0	0	.000
Neff, P	0	0	0	0	0	0	0	.000
Lujan, P	0	0	0	0	0	0	0	.000
Totals	35	13	11	13	4	7	9	.259

BATTING

2B : Cuadrado (3, Sands); Vargas, M (9, Lujan).

3B : Mann (1, Lujan).

HR : Feduccia (10, 7th inning off Neff, 1 on, 1 out); Noda (26, 8th inning off Lujan, 0 on, 2 out).

TB : Berman; Cuadrado 2; Daniel; Feduccia 4; Mann 5; Noda 6; Vargas, M 3.

RBI : Busch (47); Feduccia 2 (36); Noda (65).

2-out RBI : Noda.

Runners left in scoring position, 2 out : Mann 2; Cuadrado 2; Feduccia 3.

SF : Busch.

Team RISP : 2-for-8.

Team LOB : 13.

FIELDING

E : Vargas, M (10, throw); Noda (5, fielding).

BATTING

2B : Palacios (16, Martinson); Steer (8, Warzek).

HR : Cabrera, L (8, 2nd inning off Martinson, 1 on, 1 out); Bechtold (16, 3rd inning off Warzek, 2 on, 2 out); Martin (2, 5th inning off Warzek, 1 on, 2 out); Steer (13, 8th inning off Jimenez, M, 0 on, 0 out).

TB : Bechtold 4; Cabrera, L 4; Martin 6; Morales; Palacios 2; Steer 6; Whitefield; Williams.

RBI : Bechtold 3 (44); Cabrera, L 2 (23); Martin 3 (15); Morales (29); Palacios 2 (49); Steer 2 (31).

2-out RBI : Steer; Bechtold 3; Martin 2.

Runners left in scoring position, 2 out : Cabrera, L.

SF : Palacios.

Team RISP : 6-for-10.

Team LOB : 3.

FIELDING

Outfield assists : Whitefield (Berman at home).

Tulsa	IP	H	R	ER	BB	SO	HR	ERA
Martinson (L, 1-4)	2.2	5	7	7	2	3	1	10.58
Warzek	2.1	5	5	4	2	1	2	5.60
Jimenez, M	3.0	1	1	1	0	3	1	9.82
Totals	8.0	11	13	12	4	7	4	4.14

Wichita	IP	H	R	ER	BB	SO	HR	ERA
Sands	3.0	6	1	1	2	3	0	2.93
Funderburk (W, 2-0)	2.0	0	0	0	3	4	0	0.00
Neff	2.0	3	2	2	1	0	1	4.21
Lujan	2.0	3	1	1	0	2	1	3.54
Totals	9.0	12	4	4	6	9	2	4.38

Pitches-strikes : Martinson 58-39; Warzek 46-27; Jimenez, M 46-28; Sands 80-47; Funderburk 46-26; Neff 32-20; Lujan 34-22.

Groundouts-flyouts : Martinson 3-0; Warzek 3-4; Jimenez, M 1-4; Sands 1-2; Funderburk 0-1; Neff 3-1; Lujan 2-1.

Batters faced : Martinson 15; Warzek 15; Jimenez, M 10; Sands 16; Funderburk 9; Neff 10; Lujan 9.

Inherited runners-scored : Warzek 2-2.

Umpires : HP: Ty Krauss. 1B: Harrison Silverman. 3B: Luis Hernandez.

Official Scorer : Cheryl Weber

Weather : 91 degrees, Partly Cloudy

Wind : 12 mph, R To L

First pitch : 6:07 PM

T : 3:12

Att : 5,022

Venue : Riverfront Stadium

August 28, 2021

Wichita Wind Surge Hitting - 2021 - Regular Season - All Players

#	Player	Team	B	AVG	G	AB	R	H	TB	2B	3B	HR	RBI	BB	IBB	SO	SB	CS	OBP	SLG	OPS	PA	SAC	SF	HBP	GIDP	E
9	Bañuelos, D	WCH	R	.185	15	54	7	10	12	2	0	0	4	3	0	19	0	0	.237	.222	.460	59	0	1	1	1	1
5	Bechtold, A	WCH	R	.238	88	319	51	76	145	21	0	16	44	41	0	121	1	1	.327	.455	.782	364	0	2	2	5	7
45	Boyd, B	WCH	L	.319	66	260	50	83	143	13	1	15	62	21	1	49	8	0	.373	.550	.923	287	0	3	3	4	2
9	Burt, D	AMA	R	.200	11	35	3	7	8	1	0	0	0	4	0	12	2	1	.282	.229	.511	39	0	0	0	0	1
9	Burt, D	WCH	R	.306	36	111	23	34	44	5	1	1	10	23	0	27	14	5	.422	.396	.819	136	1	1	0	3	3
9	Burt, D	2 Teams	R	.281	47	146	26	41	52	6	1	1	10	27	0	39	16	6	.391	.356	.747	175	1	1	0	3	4
12	Cabbage, T	WCH	L	.262	51	191	31	50	107	7	1	16	42	27	1	88	2	0	.355	.560	.915	220	0	1	1	0	2
17	Cabrera, L	WCH	R	.255	35	110	25	28	56	4	0	8	23	21	1	42	2	1	.371	.509	.880	133	1	1	0	6	2
1	Celestino, G	WCH	R	.250	21	84	10	21	32	5	0	2	7	11	0	24	0	1	.344	.381	.725	96	0	0	1	1	0
1	Contreras, M	WCH	L	.269	19	67	10	18	30	4	1	2	11	9	0	22	3	0	.355	.448	.803	76	0	0	0	1	0
15	De La Trinidad, E	WCH	L	.270	69	252	34	68	104	11	2	7	35	17	0	66	2	2	.345	.413	.758	287	0	2	13	0	3
12	Encarnacion, Y	WCH	L	.125	14	48	5	6	7	1	0	0	7	6	0	16	2	1	.218	.146	.364	55	0	1	0	1	2
20	Garland, N	WCH	R	.200	4	10	1	2	5	0	0	1	1	0	0	5	0	0	.200	.500	.700	10	0	0	0	0	0
8	Hamilton, C	WCH	R	.195	65	195	23	38	69	8	1	7	27	41	0	77	4	1	.333	.354	.687	240	0	3	1	4	9
21	Johnson, S	WCH	L	.107	11	28	6	3	5	2	0	0	3	6	0	7	1	0	.306	.179	.484	36	0	0	2	1	0
8	Kerrigan, J	WCH	R	.125	2	8	0	1	3	0	1	0	0	0	0	3	0	0	.125	.375	.500	8	0	0	0	0	0
50	Lau, A	WCH	R	.000	1	0	0	0	0	0	0	0	0	0	0	0	0	0	.000	.000	.000	0	0	0	0	0	0
20	Martin, A	NH	R	.281	55	196	43	55	75	10	2	2	16	37	0	53	9	3	.424	.383	.807	250	0	3	14	1	10
20	Martin, A	WCH	R	.244	22	82	17	20	31	5	0	2	15	14	0	24	2	0	.404	.378	.782	104	0	0	8	1	4
20	Martin, A	2 Teams	R	.270	77	278	60	75	106	15	2	4	31	51	0	77	11	3	.418	.381	.799	354	0	3	22	2	14
22	Miranda, J	WCH	R	.345	47	194	36	67	114	8	0	13	38	17	2	25	4	2	.408	.588	.996	218	0	2	5	5	4
11	Mooney, P	WCH	L	.163	36	129	11	21	29	0	1	2	12	14	0	31	1	1	.245	.225	.470	143	0	0	0	3	3
25	Morales, R	WCH	R	.300	69	263	33	79	94	10	1	1	29	29	0	35	3	4	.376	.357	.733	298	0	2	4	13	6
4	Palacios, J	WCH	R	.266	92	346	62	92	162	16	0	18	49	42	0	88	15	7	.350	.468	.818	398	1	4	5	10	12
20	Santiago, W	WCH	L	.218	18	55	6	12	18	3	0	1	6	2	0	6	0	0	.246	.327	.573	57	0	0	0	0	2
43	Snyder, G	WCH	L	.000	1	3	0	0	0	0	0	0	0	0	0	1	0	0	.000	.000	.000	3	0	0	0	1	0
22	Steer, S	WCH	R	.250	46	180	38	45	94	8	1	13	31	13	1	49	1	0	.313	.522	.836	201	0	3	5	3	5
21	Tomscha, D	WCH	R	.250	5	16	4	4	5	1	0	0	3	2	0	6	1	0	.368	.313	.681	19	0	0	1	1	0
2	Whitefield, A	WCH	R	.258	95	345	56	89	123	8	4	6	49	36	1	98	28	10	.326	.357	.683	391	1	6	2	8	3
1	Williams, C	WCH	R	.250	22	72	15	18	34	5	1	3	14	13	0	26	0	0	.364	.472	.836	88	0	2	1	0	2
WCH				.259	101	3422	554	885	1466	147	16	134	522	408	7	955	94	36	.344	.428	.772	3927	4	34	55	72	87
OPP				.239	101	3378	487	806	1325	116	17	123	452	442	2	1043	95	40	.335	.392	.728	3908	6	19	59	61	

Wichita Wind Surge Pitching - 2021 - Regular Season - All Players

#	Player	Team	T	W	L	ERA	G	GSCG	SHO	GF	HLD	SV	SVO	IP	H	R	ER	HR	HB	BB	IBB	SO	AVG	WP	BK	GIDP	TBF	
31	Balazovic, J	WCH	R	4	3	3.62	16	16	0	0	0	0	0	77.0	79	38	31	8	5	30	0	83	.258	4	0	6	342	
38	Beck, T	WCH	R	1	2	3.52	3	2	0	0	1	0	0	15.1	12	7	6	4	0	8	0	17	.214	0	0	0	64	
30	Cano, Y	WCH	R	3	1	1.47	12	0	0	0	9	0	1	2	18.1	17	7	3	1	1	5	1	28	.227	0	0	1	81
44	Chalmers, D	TNS	R	2	3	5.56	12	11	0	0	0	1	0	0	43.2	38	27	27	6	3	24	0	42	.228	4	0	2	194
44	Chalmers, D	WCH	R	0	0	9.49	5	2	0	0	0	0	0	1	12.1	10	15	13	5	1	15	0	13	.217	0	0	1	63
44	Chalmers, D	2 Teams	R	2	3	6.43	17	13	0	0	0	1	0	1	56.0	48	42	40	11	4	39	0	55	.225	4	0	3	257
12	Cheshire, J	WCH	R	0	0	4.50	2	0	0	0	1	0	0	0	2.0	4	1	1	0	0	3	0	2	.500	0	0	0	11
48	Faucher, C	MTG	R	0	0	0.00	2	0	0	0	1	0	1	1	4.2	2	0	0	0	0	0	0	4	.125	0	0	0	16
48	Faucher, C	WCH	R	1	1	7.04	19	0	0	0	3	2	1	1	30.2	39	29	24	6	1	24	0	42	.310	4	0	4	152
48	Faucher, C	2 Teams	R	1	1	6.11	21	0	0	0	4	2	2	2	35.1	41	29	24	6	1	24	0	46	.289	4	0	4	168
30	Funderburk, K	WCH	L	2	0	0.00	3	0	0	0	1	0	1	1	8.2	5	1	0	0	1	6	0	11	.179	0	0	4	35
21	Garcia, J	WCH	R	1	2	5.08	12	5	0	0	2	0	0	0	28.1	35	19	16	4	4	19	0	31	.310	1	0	4	137
46	Gilmartin, S	WCH	L	1	0	12.27	3	0	0	0	0	0	0	0	3.2	5	5	5	0	0	4	0	5	.294	0	0	0	21
11	Gore, J	WCH	R	2	1	1.77	14	0	0	0	11	3	3	4	20.1	11	4	4	1	1	7	0	23	.157	2	0	1	78
17	Hackimer, T	BNG	R	0	1	5.14	9	0	0	0	6	1	1	3	14.0	10	8	8	1	5	5	0	16	.200	1	0	2	60
17	Hackimer, T	WCH	R	2	0	0.00	4	0	0	0	1	1	0	0	7.1	5	0	0	0	2	1	0	11	.200	0	0	0	28
17	Hackimer, T	2 Teams	R	2	1	3.38	13	0	0	0	7	2	1	3	21.1	15	8	8	1	7	6	0	27	.200	1	0	2	88
	Koch, B	WCH	R	1	0	4.73	9	0	0	0	2	1	1	2	13.1	13	9	7	2	3	6	0	14	.260	1	0	2	60
33	Kuzia, J	FRI	R	1	1	40.50	3	0	0	0	0	0	0	0	2.0	6	9	9	0	1	6	1	0	.545	0	0	1	18
33	Kuzia, J	WCH	R	0	0	9.00	6	0	0	0	3	1	0	0	5.0	5	5	5	1	2	5	0	6	.263	1	0	0	26
33	Kuzia, J	2 Teams	R	1	1	18.00	9	0	0	0	3	1	0	0	7.0	11	14	14	1	3	11	1	6	.367	1	0	1	44
50	Lau, A	POR	R	1	0	4.50	7	0	0	0	1	0	0	0	8.0	8	5	4	2	0	3	0	10	.258	0	0	0	34
50	Lau, A	WCH	R	3	0	5.72	18	2	0	0	7	0	0	2	28.1	27	18	18	6	3	12	0	26	.241	1	0	1	127
50	Lau, A	2 Teams	R	4	0	5.45	25	2	0	0	8	0	0	2	36.1	35	23	22	8	3	15	0	36	.245	1	0	1	161
35	Lujan, H	WCH	R	3	1	3.54	14	0	0	0	4	1	0	0	28.0	20	11	11	7	2	8	0	28	.196	1	1	1	112
44	Manoah Jr., E	WCH	R	0	0	6.75	5	0	0	0	4	0	1	1	5.1	3	4	4	2	0	4	0	8	.158	3	0	0	23
39	Mason, R	WCH	R	3	2	2.29	25	0	0	0	16	0	6	6	35.1	31	14	9	3	4	18	0	38	.230	3	0	1	158
41	Milbrath, J	WCH	R	0	0	10.00	6	0	0	0	1	0	0	1	9.0	8	11	10	0	0	14	0	12	.242	4	0	0	47
	Mitchell, J	WCH	L	1	1	4.05	4	0	0	0	3	0	1	1	6.2	6	5	3	1	0	1	0	4	.231	0	0	0	28
25	Morales, R	WCH	R	0	0	0.00	1	0	0	0	1	0	0	0	0.1	1	0	0	0	0	0	0	0	.500	0	0	0	2
18	Moran, J	WCH	L	2	1	1.91	20	0	0	0	7	2	2	2	37.2	14	8	8	3	0	14	0	64	.112	1	0	2	139
13	Neff, Z	WCH	L	7	3	4.21	27	0	0	0	8	2	2	3	47.0	36	23	22	8	4	14	0	51	.205	3	1	2	197
18	Nunn, C	MIS	L	0	2	4.24	14	0	0	0	3	3	1	1	17.0	10	8	8	2	1	12	0	26	.172	3	0	1	72
18	Nunn, C	WCH	L	0	0	4.91	5	0	0	0	3	0	1	2	7.1	6	4	4	1	0	7	0	10	.222	1	0	0	34
18	Nunn, C	2 Teams	L	0	2	4.44	19	0	0	0	6	3	2	3	24.1	16	12	12	3	1	19	0	36	.188	4	0	1	106
51	Osnowitz, M	AMA	R	0	1	2.16	8	0	0	0	2	0	0	0	8.1	5	2	2	2	1	5	0	10	.179	0	0	2	34
51	Osnowitz, M	WCH	R	1	1	4.26	11	0	0	0	2	3	0	1	19.0	19	10	9	1	0	18	1	23	.271	2	0	4	89
51	Osnowitz, M	2 Teams	R	1	2	3.62	19	0	0	0	4	3	0	1	27.1	24	12	11	3	1	23	1	33	.245	2	0	6	123
40	Phillips, A	WCH	R	2	4	5.55	29	0	0	0	9	4	1	4	48.2	50	31	30	9	2	13	0	52	.258	2	0	2	210
47	Rozek, A	WCH	L	1	0	0.00	1	0	0	0	0	0	0	0	3.0	2	0	0	0	0	0	0	2	.200	0	0	0	10
57	Salinas, J	WCH	R	0	0	7.36	13	0	0	0	2	1	1	1	18.1	18	15	15	6	2	21	0	15	.261	0	0	3	92
36	Sammons, B	WCH	L	3	4	6.44	14	12	0	0	0	0	0	0	58.2	51	43	42	13	5	29	0	67	.236	5	0	3	254
26	Sands, C	WCH	R	2	1	2.93	15	14	0	0	0	0	0	0	58.1	47	23	19	6	5	26	0	78	.218	0	0	3	251
24	Schulfer, A	WCH	R	5	7	4.22	20	20	0	0	0	0	0	0	91.2	92	51	43	6	7	38	0	87	.261	8	0	12	403
39	Sisk, E	SPR	L	2	0	3.60	16	0	0	0	4	2	1	3	20.0	19	12	8	2	5	12	1	28	.244	1	0	0	96
39	Sisk, E	WCH	L	0	1	4.97	7	0	0	0	0	3	0	1	12.2	15	9	7	2	1	10	0	11	.300	0	0	1	62
39	Sisk, E	2 Teams	L	2	1	4.13	23	0	0	0	4	5	1	4	32.2	34	21	15	4	6	22	1	39	.266	1	0	1	158
32	Vallimont, C	WCH	R	5	6	6.00	18	18	0	0	0	0	0	0	78.0	77	53	52	11	2	51	0	114	.257	7	1	2	355
38	Whalen, R	WCH	R	0	0	9.00	1	0	0	0	0	0	0	0	2.0	2	2	2	1	1	1	0	2	.286	0	0	0	9
36	Winder, J	WCH	R	3	0	1.98	10	10	0	0	0	0	0	0	54.2	41	12	12	5	0	10	0	65	.208	2	0	1	208
		WCH		59	42	4.38	101	101	0	8	101	24	22	36	892.1	806	487	434	123	59	442	2	1043	.239	56	3	61	3908
		OPP		42	59	5.02	101	101	0	3	101	15	17	36	888.0	885	554	495	134	55	408	7	955	.259	61	7	72	3927

Double-A Central Standings - 2021 - Regular Season

AA-C North	W	L	PCT	GB	L10	STRK	HOME	ROAD	RS	RA	DIFF
Wichita	59	42	.584	-	7-3	W1	26-21	33-21	554	487	67
Arkansas	55	46	.545	4.0	7-3	L1	31-22	24-24	470	434	36
Tulsa	55	46	.545	4.0	6-4	L1	31-23	24-23	522	469	53
NW Arkansas	52	48	.520	6.5	5-5	L1	22-24	30-24	573	482	91
Springfield	37	64	.366	22.0	2-8	W1	19-35	18-29	468	665	-197
AA-C South	W	L	PCT	GB	L10	STRK	HOME	ROAD	RS	RA	DIFF
Frisco	56	44	.560	-	3-7	L4	33-21	23-23	455	417	38
Midland	49	52	.485	7.5	5-5	L2	26-22	23-30	489	495	-6
San Antonio	48	52	.480	8.0	6-4	W2	23-23	25-29	457	473	-16
Amarillo	47	53	.470	9.0	6-4	W4	25-22	22-31	488	529	-41
Corpus Christi	45	56	.446	11.5	3-7	W1	24-30	21-26	467	492	-25

Beloit Snappers (47-54) 6, Cedar Rapids KERNELS (56-45) 1

Aug 28th, 2021

	1	2	3	4	5	6	7	8	9	R	H	E
Cedar Rapids	0	0	0	0	1	0	0	0	0	1	6	0
Beloit	0	1	4	1	0	0	0	0	x	6	10	1

Cedar Rapids	AB	R	H	RBI	BB	SO	LOB	AVG	Beloit	AB	R	H	RBI	BB	SO	LOB	AVG
Julien, LF	3	0	0	0	1	2	3	.230	Scott, C, RF	4	1	2	0	0	0	1	.257
Helman, RF	4	0	1	0	0	1	1	.234	Mesa, VV, CF	4	1	2	1	0	2	0	.319
Sabato, 1B	4	0	0	0	0	2	3	.143	Johnston, 1B	4	1	2	0	0	1	1	.283
Severino, 2B	4	0	1	0	0	0	3	.382	Jones, Th, LF	4	1	1	2	0	1	1	.229
Isola, DH	3	0	0	0	0	2	1	.228	Mercado, C	4	1	1	0	0	2	1	.226
a-Schmidt, PH	1	0	0	0	0	1	0	.183	Rivera, M, SS	4	1	1	2	0	1	1	.222
Gray, 3B	4	0	1	0	0	1	0	.210	Skelton, DH	4	0	0	0	0	4	1	.174
Camargo, C	3	1	0	0	0	2	1	.233	Ready, 3B	3	0	1	1	0	2	0	.162
Maciel, CF	4	0	1	0	0	2	1	.254	Aracena, 2B	2	0	0	0	1	1	1	.238
Ozoria, SS	3	0	2	1	0	1	0	.237	Perez, P	0	0	0	0	0	0	0	.000
Gross, P	0	0	0	0	0	0	0	.000	Mincey, P	0	0	0	0	0	0	0	.000
Cabezas, P	0	0	0	0	0	0	0	.000	Maldonado, A, P	0	0	0	0	0	0	0	.000
German, P	0	0	0	0	0	0	0	.000	Totals	33	6	10	6	1	14	7	.234
Totals	33	1	6	1	1	14	13	.236									

a-Struck out for Isola in the 9th.

BATTING

2B : Maciel (7, Mincey); Severino (12, Mincey); Gray (10, Maldonado, A).

TB : Gray 2; Helman; Maciel 2; Ozoria 2; Severino 2.

RBI : Ozoria (5).

2-out RBI : Ozoria.

Runners left in scoring position, 2 out : Maciel; Julien; Isola; Severino.

Team RISP : 1-for-7.

Team LOB : 7.

FIELDING

Outfield assists : Helman (Scott, C at 3rd base).

PB : Camargo (6).

BATTING

2B : Johnston (18, Gross); Ready (13, Gross); Mesa, VV (7, Gross).

3B : Jones, Th (3, Gross); Scott, C (5, Gross).

HR : Rivera, M (8, 3rd inning off Gross, 1 on, 2 out).

TB : Johnston 3; Jones, Th 3; Mercado; Mesa, VV 3; Ready 2; Rivera, M 4; Scott, C 4.

RBI : Jones, Th 2 (3!); Mesa, VV (17); Ready (26); Rivera, M 2 (32).

2-out RBI : Rivera, M 2; Mesa, VV; Ready.

Runners left in scoring position, 2 out : Johnston; Aracena; Jones, Th.

Team RISP : 4-for-8.

Team LOB : 4.

FIELDING

E : Aracena (16, fielding).

Cedar Rapids	IP	H	R	ER	BB	SO	HR	ERA	Beloit	IP	H	R	ER	BB	SO	HR	ERA
Gross (L, 5-2)	5.0	10	6	6	0	8	1	3.62	Perez	4.2	0	1	1	1	7	0	0.93
Cabezas	2.0	0	0	0	1	4	0	4.07	Mincey (W, 2-1)	3.1	5	0	0	0	4	0	1.13
German	1.0	0	0	0	0	2	0	5.19	Maldonado, A	1.0	1	0	0	0	3	0	4.00
Totals	8.0	10	6	6	1	14	1	3.73	Totals	9.0	6	1	1	1	14	0	4.50

HBP : Camargo (by Perez).

Pitches-strikes : Gross 84-67; Cabezas 34-21; German 13-8; Perez 77-53; Mincey 62-41; Maldonado, A 15-13.

Groundouts-flyouts : Gross 1-2; Cabezas 1-1; German 0-0; Perez 3-2; Mincey 1-3; Maldonado, A 0-0.

Batters faced : Gross 24; Cabezas 7; German 3; Perez 16; Mincey 15; Maldonado, A 4.

Inherited runners-scored : Mincey 1-1.

Umpires : HP: Jennifer Pawol. 1B: Thomas O'Neil.

Official Scorer : Josh Keener

Weather : 91 degrees, Partly Cloudy

Wind : 10 mph, Out To CF

First pitch : 6:37 PM

T : 2:50

Att : 1,616

Venue : ABC Supply Stadium

August 28, 2021

Cedar Rapids Kernels Hitting - 2021 - Regular Season - All Players

#	Player	Team	B	AVG	G	AB	R	H	TB	2B	3B	HR	RBI	BB	IBB	SO	SB	CS	OBP	SLG	OPS	PA	SAC	SF	HBP	GIDP	E
25	Cabbage, T	CR	L	.266	40	143	21	38	77	10	1	9	33	16	1	50	4	0	.342	.538	.880	161	0	1	1	1	3
38	Cabrera, L	CR	R	.194	14	36	8	7	14	1	0	2	6	13	0	17	0	0	.408	.389	.797	49	0	0	0	0	0
17	Camargo, J	CR	R	.233	60	219	28	51	99	7	1	13	34	11	0	90	1	1	.281	.452	.733	235	0	1	4	4	8
4	Encarnacion, Y	CR	L	.106	16	47	2	5	5	0	0	0	4	3	0	18	0	0	.157	.106	.263	51	0	1	0	0	2
18	Gray, S	CR	L	.210	96	367	50	77	118	10	2	9	43	48	0	127	4	0	.323	.322	.644	431	0	2	14	5	16
5	Hall, A	CR	R	.000	2	1	0	0	0	0	0	0	1	0	0	0	0	0	.000	.000	.000	1	0	0	0	0	0
2	Helman, M	CR	R	.234	92	320	53	75	142	15	2	16	44	45	1	71	14	4	.330	.444	.774	367	0	1	1	5	3
9	Isola, A	CR	R	.228	82	289	35	66	108	12	0	10	39	51	1	73	1	0	.347	.374	.721	343	0	1	2	3	12
19	Javier, W	CR	R	.226	92	363	46	82	151	13	10	12	51	25	0	136	1	3	.283	.416	.699	396	0	3	5	5	18
25	Julien, E	CR	L	.230	47	174	35	40	77	13	0	8	30	44	0	67	10	2	.389	.443	.832	221	0	1	2	1	5
24	Keirse, D	CR	L	.183	36	109	11	20	40	3	4	3	14	16	0	40	10	3	.300	.367	.667	130	0	2	3	1	0
8	Maciel, G	CR	S	.254	66	213	25	54	71	7	2	2	19	23	0	40	16	3	.325	.333	.658	241	1	3	1	5	0
13	Morales, J	CR	R	.327	13	49	7	16	29	4	0	3	13	2	0	9	0	1	.365	.592	.957	52	0	0	1	1	3
1	Ozoria, D	CR	S	.237	39	93	12	22	27	5	0	5	3	3	0	28	7	4	.268	.290	.558	97	0	0	1	0	7
44	Prato, A	CR	R	.357	5	14	2	5	6	1	0	0	1	2	0	3	0	1	.438	.429	.866	16	0	0	0	0	0
	Sabato, A	CR	R	.143	4	14	2	2	4	2	0	0	0	1	0	9	0	0	.250	.286	.536	16	0	0	1	0	0
5	Schmidt, K	CR	R	.183	20	60	6	11	12	1	0	0	1	9	0	22	0	1	.310	.200	.510	71	0	0	2	0	2
4	Severino, Y	CR	S	.382	26	102	14	39	56	12	1	1	8	14	0	34	1	0	.462	.549	1.011	117	0	0	1	3	6
35	Smith, M	CR	L	.244	54	172	29	42	71	9	1	6	20	33	0	74	3	0	.367	.413	.780	207	0	1	1	2	1
	Snyder, G	CR	L	.230	35	126	26	29	59	8	2	6	14	24	0	37	3	0	.362	.468	.830	152	0	0	2	1	5
4	Steer, S	CR	R	.274	45	168	37	46	85	7	1	10	24	35	0	32	4	4	.409	.506	.915	208	0	1	4	1	5
16	Wallner, M	CR	L	.267	48	187	27	50	97	10	2	11	35	19	0	71	0	1	.346	.519	.865	211	0	1	4	2	4
5	Williams, C	CR	R	.100	17	50	4	5	8	3	0	0	0	13	0	27	1	0	.286	.160	.446	63	0	0	0	0	1
CR				.236	101	3316	480	782	1356	153	29	121	439	450	3	1075	80	28	.334	.409	.743	3836	1	19	50	40	112
OPP				.221	101	3311	432	731	1104	136	24	63	381	347	4	1104	122	21	.306	.333	.639	3772	10	30	72	46	

Cedar Rapids Kernels Pitching - 2021 - Regular Season - All Players

#	Player	Team	T	W	L	ERA	G	GSCG	SHO	GF	HLD	SV	SVO	IP	H	R	ER	HR	HB	BB	IBB	SO	AVG	WP	BK	GIDP	TBF	
22	Acosta, M	CR	R	2	1	4.10	32	0	0	0	16	2	7	10	52.2	49	28	24	2	3	14	0	62	.238	9	0	2	227
13	Beck, T	CR	R	2	2	2.47	14	11	0	0	1	0	0	0	58.1	42	18	16	2	2	16	0	64	.194	6	2	1	234
41	Bentley, D	CR	L	1	0	0.00	3	0	0	0	2	0	0	0	6.0	4	0	0	0	0	0	0	7	.190	0	0	1	21
15	Cabezas, A	CR	R	3	1	4.07	17	8	0	0	1	0	0	1	55.1	46	27	25	7	4	19	0	65	.220	2	2	3	233
40	Canterino, M	CR	R	1	0	0.86	5	5	0	0	0	0	0	0	21.0	10	3	2	1	0	4	0	43	.135	4	0	0	78
	Cheshire, J	CR	R	3	3	4.41	13	0	0	0	6	0	0	0	16.1	14	10	8	1	3	7	0	14	.226	2	1	1	73
4	Encarnacion, Y	CR	R	0	0	13.50	2	0	0	0	2	0	0	0	1.1	3	2	2	1	0	0	0	1	.429	0	0	0	7
	Enlow, B	CR	R	1	1	1.84	3	3	0	0	0	0	0	0	14.2	13	4	3	1	0	6	0	23	.250	1	0	0	59
27	Featherstone, Z	CR	L	3	3	2.14	33	0	0	0	22	2	8	9	46.1	25	18	11	3	1	31	1	79	.156	9	0	4	193
16	Funderburk, K	CR	L	1	3	3.18	11	10	0	0	1	0	1	1	45.1	33	19	16	1	3	21	0	59	.199	5	0	1	192
38	German, O	CR	R	0	2	5.19	14	0	0	0	4	3	1	1	17.1	22	12	10	0	1	9	0	27	.297	2	1	0	85
30	Gipson-Long, S	CR	R	2	1	2.12	3	3	0	0	0	0	0	0	17.0	17	5	4	1	0	2	0	26	.262	1	0	1	67
11	Gore, J	CR	R	5	1	2.95	19	0	0	0	5	3	1	4	39.2	21	13	13	2	6	17	0	58	.156	6	0	3	159
	Griffith, O	CR	R	4	3	6.35	19	1	0	0	12	0	1	4	28.1	33	22	20	2	2	13	0	38	.284	1	0	1	132
47	Gross, B	CR	R	5	2	3.62	17	16	0	0	0	0	0	0	82.0	79	42	33	9	1	23	0	106	.243	2	0	3	349
36	Koch, B	CR	R	0	0	0.00	1	0	0	0	0	0	0	0	1.0	0	0	0	0	0	1	0	2	.000	0	0	0	4
20	Laweryson, C	CR	R	1	4	4.75	12	11	0	0	0	0	0	0	41.2	42	26	22	3	4	14	0	55	.253	3	0	2	187
30	Manoah Jr., E	CR	R	1	2	1.86	12	0	0	0	2	3	1	1	19.1	14	7	4	1	5	4	1	27	.200	1	1	2	80
23	Molina, D	CR	R	7	1	4.47	28	0	0	0	3	3	1	2	56.1	43	33	28	5	6	24	0	75	.211	5	0	3	236
48	Olsen, J	CR	R	1	4	3.95	15	13	0	0	1	0	0	1	66.0	51	29	29	5	6	31	0	55	.213	10	0	4	280
1	Ozoria, D	CR	R	0	0	22.50	3	0	0	0	2	0	0	0	2.0	3	5	5	0	0	3	0	1	.333	0	0	0	12
37	Palm, T	CR	R	1	4	5.63	21	0	0	0	5	1	0	1	38.1	37	33	24	3	12	21	0	42	.252	10	0	2	187
39	Rijo, L	CR	R	0	0	9.95	4	2	0	0	0	1	0	1	6.1	10	7	7	0	0	6	0	7	.385	0	0	0	35
46	Rozek, A	CR	L	0	1	6.75	1	0	0	0	0	0	0	0	4.0	3	3	3	2	0	1	0	5	.200	0	0	0	16
36	Shreve, R	CR	R	4	2	2.81	20	1	0	0	10	0	2	3	32.0	20	12	10	1	0	11	1	47	.171	2	0	2	130
35	Smith, M	CR	R	0	0	6.75	2	0	0	0	2	0	0	0	1.1	2	1	1	0	0	2	0	1	.400	0	0	0	8
	Snyder, G	CR	L	0	0	--	1	0	0	0	0	0	0	0	0.0	3	5	5	0	0	2	0	0	1.000	0	0	0	5
11	Varland, L	CR	R	4	1	1.86	7	7	0	0	0	0	0	0	38.2	28	8	8	3	2	11	0	40	.201	0	0	3	153
21	Watson, T	CR	L	2	3	4.30	20	10	0	0	1	1	0	0	60.2	54	35	29	6	9	29	0	52	.238	8	1	7	270
32	Williams, B	CR	R	2	0	2.51	12	0	0	0	3	1	0	1	14.1	10	5	4	1	2	5	1	23	.189	4	0	0	60
CR				56	45	3.73	101	101	0	9	101	20	23	40	883.2	731	432	366	63	72	347	4	1104	.221	93	8	46	3772
OPP				45	56	4.58	101	101	0	3	101	12	19	35	874.0	782	480	445	121	50	450	3	1075	.236	79	7	40	3836

High-A Central Standings - 2021 - Regular Season

A+C East	W	L	PCT	GB	L10	STRK	HOME	ROAD	RS	RA	DIFF
Great Lakes	54	47	.535	-	6-4	W1	23-25	31-22	587	468	119
Lake County	54	47	.535	-	5-5	L1	28-19	26-28	469	481	-12
Dayton	52	49	.515	2.0	4-6	L1	25-23	27-26	463	505	-42
Fort Wayne	49	52	.485	5.0	6-4	W1	25-28	24-24	483	485	-2
Lansing	48	53	.475	6.0	5-5	W1	24-29	24-24	452	527	-75
West Michigan	47	54	.465	7.0	4-6	L1	25-23	22-31	461	445	16
A+C West	W	L	PCT	GB	L10	STRK	HOME	ROAD	RS	RA	DIFF
Quad Cities	67	33	.670	-	7-3	W4	33-14	34-19	601	446	155
Cedar Rapids	56	45	.554	11.5	6-4	L1	33-21	23-24	480	432	48
Beloit	47	54	.465	20.5	4-6	W1	24-29	23-25	521	512	9
Wisconsin	47	54	.465	20.5	3-7	L4	26-22	21-32	544	555	-11
South Bend	46	54	.460	21.0	6-4	W2	28-25	18-29	471	539	-68
Peoria	38	63	.376	29.5	4-6	L2	21-32	17-31	427	564	-137

Bradenton Marauders (61-38) 8, Fort Myers Mighty Mussels (50-47) 6
Aug 28th, 2021

	1	2	3	4	5	6	7	8	9	R	H	E
Bradenton	1	3	0	1	0	0	2	0	1	8	9	4
Fort Myers	0	1	0	0	0	0	2	3	0	6	11	2

Bradenton	AB	R	H	RBI	BB	SO	LOB	AVG	Fort Myers	AB	R	H	RBI	BB	SO	LOB	AVG
Glenn, 2B	4	0	1	1	1	0	0	.412	Soularie, LF	5	0	1	0	0	2	3	.265
Rodriguez, E, C	3	1	1	0	2	0	3	.277	Urbina, DH	3	0	1	0	2	0	0	.187
Lopez, DH	5	0	1	1	0	1	4	.245	Winkel, P, C	3	0	0	0	2	3	6	.290
Herman, LF	5	2	2	2	0	1	3	.280	Encarnacion-Strand, 1B	5	0	1	0	0	2	1	.316
Bowen, CF	5	1	1	1	0	1	2	.223	Feliz, J, 3B	5	1	1	1	0	2	2	.211
Mojica, 3B	5	0	1	1	0	1	2	.211	Rucker, 2B	5	3	2	0	0	2	0	.357
Rivero, RF	2	1	0	0	3	1	0	.238	Holland, SS	4	1	3	1	0	0	1	.201
Escotto, SS	4	1	1	0	0	0	3	.243	Fedko, K, RF	4	1	1	1	0	1	3	.231
Ordonez, 1B	3	2	1	2	1	2	0	.251	Washington, CF	3	0	1	1	1	0	1	.174
Hofmann, P	0	0	0	0	0	0	0	.000	Rodriguez, M, P	0	0	0	0	0	0	0	.000
Meis, P	0	0	0	0	0	0	0	.000	Legumina, P	0	0	0	0	0	0	0	.000
Mateo, O, P	0	0	0	0	0	0	0	.000	Pineda, P	0	0	0	0	0	0	0	.000
Totals	36	8	9	8	7	7	17	.241	Swain, P	0	0	0	0	0	0	0	.000
									Totals	37	6	11	4	5	12	17	.216

BATTING

2B : Glenn (5, Legumina); Mojica (9, Pineda).
HR : Herman (9, 9th inning off Swain, 0 on, 0 out).
TB : Bowen; Escotto; Glenn 2; Herman 5; Lopez; Mojica 2; Ordonez; Rodriguez, E.
RBI : Bowen (54); Glenn (4); Herman (34); Lopez (46); Mojica (38); Ordonez 2 (35).
2-out RBI : Mojica; Bowen.
Runners left in scoring position, 2 out : Escotto; Mojica; Herman 2.
Team RISP : 3-for-12.
Team LOB : 8.

BASERUNNING

SB : Escotto (17, 2nd base off Rodriguez, M/Winkel, P).

FIELDING

E : Escotto (19, fielding); Mojica 2 (11, fielding, throw); Herman (2, throw).
Outfield assists : Herman (Urbina at 2nd base).
DP : (Glenn-Escotto-Ordonez).

BATTING

2B : Holland (13, Hofmann); Fedko, K (1, Meis).
HR : Feliz, J (7, 7th inning off Hofmann, 0 on, 0 out).
TB : Encarnacion-Strand; Fedko, K 2; Feliz, J 4; Holland 4; Soularie; Urbina; Washington.
RBI : Fedko, K (3); Feliz, J (17); Holland (22); Washington (15).
2-out RBI : Fedko, K.
Runners left in scoring position, 2 out : Feliz, J; Soularie; Winkel, P 4.
GDP : Encarnacion-Strand.
Team RISP : 2-for-10.
Team LOB : 9.

BASERUNNING

SB : Holland (16, 2nd base off Hofmann/Rodriguez, E); Fedko, K (2, 2nd base off Meis/Rodriguez, E).

FIELDING

E : Washington (4, throw); Holland (17, fielding).

Bradenton	IP	H	R	ER	BB	SO	HR	ERA	Fort Myers	IP	H	R	ER	BB	SO	HR	ERA
Hofmann (W, 5-2)	6.0	7	3	2	2	5	1	3.15	Rodriguez, M (L, 3-3)	1.0	4	4	4	3	0	0	4.33
Meis	2.0	4	3	0	3	4	0	1.74	Legumina	5.0	1	1	1	2	5	0	3.78
Mateo, O (S, 4)	1.0	0	0	0	0	3	0	5.29	Pineda	1.0	3	2	1	1	0	0	9.00
Totals	9.0	11	6	2	5	12	1	4.12	Swain	2.0	1	1	1	1	2	1	4.99
									Totals	9.0	9	8	7	7	7	1	3.94

Rodriguez, M pitched to 4 batters in the 2nd.

Hofmann pitched to 3 batters in the 7th.

WP : Hofmann; Legumina.

Pitches-strikes : Hofmann 81-50; Meis 55-34; Mateo, O 15-9; Rodriguez, M 45-21; Legumina 63-42; Pineda 23-11; Swain 28-17.

Groundouts-flyouts : Hofmann 8-3; Meis 3-0; Mateo, O 0-0; Rodriguez, M 2-0; Legumina 3-4; Pineda 1-0; Swain 3-0.

Batters faced : Hofmann 25; Meis 14; Mateo, O 3; Rodriguez, M 10; Legumina 18; Pineda 7; Swain 8.

Inherited runners-scored : Meis 1-0; Legumina 2-1.

Umpires : HP: Michael Corbett. 1B: Casey James.

Official Scorer : Benn Norton

Weather : 77 degrees, Cloudy

Wind : 2 mph, R To L

First pitch : 7:04 PM

T : 3:12

Att : 1,832

Venue : Hammond Stadium

August 28, 2021

Fort Myers Mighty Mussels Hitting - 2021 - Regular Season - All Players

#	Player	Team	B	AVG	G	AB	R	H	TB	2B	3B	HR	RBI	BB	IBB	SO	SB	CS	OBP	SLG	OPS	PA	SAC	SF	HBP	GIDP	E
21	Anderson, N	FTM	R	.165	33	79	13	13	17	2	1	0	10	29	0	29	7	2	.407	.215	.622	114	1	1	4	2	0
44	Bentley, D	FTM	L	.000	1	0	0	0	0	0	0	0	0	0	0	0	0	0	.000	.000	.000	0	0	0	0	0	0
22	Cabrera, L	FTM	R	.077	5	13	1	1	2	1	0	0	0	1	0	6	1	0	.143	.154	.297	14	0	0	0	0	0
9	Cavaco, K	FTM	R	.240	57	225	26	54	70	6	2	2	23	17	0	83	5	2	.297	.311	.608	246	0	2	2	6	20
27	Encarnacion-Strand, C	FTM	R	.316	5	19	3	6	10	1	0	1	4	0	0	8	0	0	.316	.526	.842	19	0	0	0	1	0
21	Fedko, K	FTM	R	.231	9	26	3	6	7	1	0	0	3	2	0	10	2	0	.286	.269	.555	28	0	0	0	0	1
22	Feliz, J	FTM	R	.211	40	152	17	32	58	5	0	7	17	8	0	42	3	0	.273	.382	.654	165	0	0	5	4	3
19	Garland, N	FTM	R	.053	13	19	1	1	1	0	0	0	2	7	0	13	1	0	.308	.053	.360	26	0	0	0	1	0
24	Garry Jr., W	FTM	L	.185	81	249	38	46	66	6	4	2	22	34	1	97	23	5	.291	.265	.556	289	0	2	4	2	8
11	Hall, A	FTM	R	.125	2	8	0	1	1	0	0	0	0	0	0	4	0	0	.125	.125	.250	8	0	0	0	0	0
4	Holland, W	FTM	R	.201	60	199	26	40	77	13	0	8	22	22	1	76	16	3	.315	.387	.702	233	1	0	11	2	17
31	Julien, E	FTM	L	.299	47	147	41	44	67	12	1	3	24	50	1	54	21	2	.490	.456	.946	204	0	1	6	1	6
33	Mack, C	FTM	L	.224	62	196	31	44	66	5	1	5	21	45	0	65	1	0	.368	.337	.704	242	0	1	0	3	8
11	McKinnon, K	FTM	R	.286	7	14	3	4	5	1	0	0	1	3	0	2	0	0	.412	.357	.769	17	0	0	0	2	0
5	Morales, J	FTM	R	.237	71	236	43	56	96	19	0	7	31	42	0	52	12	2	.377	.407	.784	292	0	2	12	4	10
2	Ozoria, D	FTM	S	.125	5	8	1	1	1	0	0	0	0	0	0	2	0	0	.125	.125	.250	8	0	0	0	1	0
13	Pichardo, J	FTM	L	.000	1	0	0	0	0	0	0	0	0	0	0	0	0	0	.000	.000	.000	0	0	0	0	0	1
	Prato, A	FTM	R	.253	28	83	12	21	24	3	0	0	7	18	0	19	6	1	.398	.289	.687	103	0	0	2	2	3
31	Puentes, Z	FTM	R	.000	1	0	0	0	0	0	0	0	0	0	0	0	0	0	.000	.000	.000	0	0	0	0	0	1
30	Rozek, A	FTM	L	.000	1	0	0	0	0	0	0	0	0	0	0	0	0	0	.000	.000	.000	0	0	0	0	0	0
30	Rucker, J	FTM	R	.357	5	14	7	5	7	0	1	0	2	4	0	3	2	1	.550	.500	1.050	20	0	0	2	0	0
27	Sabato, A	FTM	R	.189	85	286	48	54	102	15	0	11	42	73	0	117	1	0	.365	.357	.722	367	0	1	7	6	8
1	Santana, R	FTM	S	.208	47	130	15	27	33	3	0	1	17	17	0	33	5	1	.293	.254	.547	151	1	3	0	3	6
37	Schmidt, K	FTM	R	.302	25	86	17	26	37	6	1	1	12	17	1	20	0	0	.423	.430	.853	104	0	0	1	2	3
1	Severino, Y	FTM	S	.245	63	229	30	56	90	17	1	5	53	32	0	75	2	0	.347	.393	.740	268	0	2	5	6	15
8	Smith, M	FTM	L	.107	7	28	4	3	6	0	0	1	6	1	0	13	1	0	.188	.214	.402	32	0	1	2	0	0
44	Snyder, G	FTM	L	.000	1	2	0	0	0	0	0	0	0	1	0	0	0	0	.333	.000	.333	3	0	0	0	1	0
5	Soularie, A	FTM	R	.265	12	49	8	13	18	0	1	1	8	4	0	11	6	0	.321	.367	.688	53	0	0	0	0	3
2	Urbina, M	FTM	R	.187	87	321	41	60	92	9	4	5	49	45	0	68	12	5	.291	.287	.577	383	1	10	6	7	4
22	Valdez, W	FTM	R	.158	15	38	6	6	9	0	0	1	5	6	0	16	0	0	.273	.237	.510	44	0	0	0	2	5
23	Washington, J	FTM	R	.174	51	149	20	26	36	5	1	1	15	21	0	53	22	3	.283	.242	.525	173	0	1	2	2	4
19	Winkel, P	FTM	L	.290	9	31	4	9	13	1	0	1	7	9	0	10	0	0	.450	.419	.869	40	0	0	0	1	1
	FTM			.216	97	3036	459	655	1011	131	18	63	403	508	4	981	149	27	.339	.333	.672	3646	4	27	71	61	136
	OPP			.231	97	3173	450	734	1080	143	22	53	393	395	1	1048	153	24	.326	.340	.667	3665	5	25	65	40	

Fort Myers Mighty Mussels Pitching - 2021 - Regular Season - All Players

#	Player	Team	T	W	L	ERA	G	GS	CG	SHO	GF	HLD	SV	SVO	IP	H	R	ER	HR	HB	BB	IBB	SO	AVG	WP	BK	GIDP	TBF
41	Bellair, C	FTM	R	0	0	9.00	1	0	0	0	1	0	0	0	1.0	1	2	1	0	0	3	0	1	.333	0	0	1	6
44	Bentley, D	FTM	L	4	3	3.05	28	1	0	0	20	1	9	10	44.1	32	19	15	0	1	27	0	68	.200	6	0	2	191
43	Breek, D	FTM	R	0	0	27.00	4	0	0	0	0	0	0	0	3.2	6	11	11	0	2	12	0	2	.375	3	0	0	30
32	Campbell, L	FTM	R	1	0	0.00	1	0	0	0	0	0	0	0	2.2	1	0	0	0	0	2	0	2	.111	0	0	0	11
32	Canterino, M	FTM	R	0	0	0.00	1	1	0	0	0	0	0	0	2.0	0	0	0	0	0	0	0	2	.000	0	0	0	6
25	Cruz, S	FTM	R	4	2	4.05	26	2	0	0	6	4	1	2	46.2	33	31	21	3	6	30	0	76	.190	9	1	1	211
44	Dobnak, R	FTM	R	0	0	0.00	1	1	0	0	0	0	0	0	3.0	0	0	0	0	0	0	0	5	.000	0	0	0	9
	Escobar, A	FTM	R	1	0	0.00	2	0	0	0	1	0	0	0	4.0	3	2	0	0	0	1	0	5	.176	1	0	0	18
19	Garland, N	FTM	R	0	0	0.00	1	0	0	0	1	0	0	0	0.1	0	0	0	0	0	0	0	1	.000	0	0	0	1
30	German, O	FTM	R	0	0	2.27	18	0	0	0	8	0	3	4	31.2	18	11	8	2	4	13	0	49	.162	1	0	2	130
18	Gipson-Long, S	FTM	R	5	5	4.54	14	13	0	0	0	0	0	0	67.1	71	40	34	6	2	18	0	95	.257	4	0	1	297
	Grace, R	FTM	R	1	0	3.98	5	5	0	0	0	0	0	0	20.1	17	9	9	3	4	9	0	20	.227	4	1	2	88
26	Hanner, B	FTM	R	2	1	7.61	22	1	0	0	8	1	2	4	36.2	40	32	31	0	7	34	1	45	.280	7	0	2	188
	Headrick, B	FTM	L	3	5	3.83	13	12	0	0	0	0	0	0	56.1	58	30	24	5	1	32	0	74	.262	8	0	3	256
35	Labas, A	FTM	R	0	1	12.00	1	0	0	0	0	0	0	0	3.0	8	4	4	0	0	1	0	2	.500	0	0	0	18
45	Leach, L	FTM	R	0	2	6.00	5	5	0	0	0	0	0	0	18.0	15	13	12	1	8	13	0	16	.224	3	1	1	88
12	Legumina, C	FTM	R	2	2	3.78	12	7	0	0	0	0	0	0	33.1	26	14	14	4	2	12	0	45	.210	2	0	0	138
41	Manoah Jr., E	FTM	R	0	1	1.00	6	0	0	0	4	1	2	2	9.0	4	2	1	0	1	2	0	15	.125	2	0	1	35
	McMahon, H	FTM	R	1	1	3.00	4	2	0	0	0	0	0	0	18.0	16	6	6	0	1	4	0	20	.229	1	0	2	75
43	Milacki, B	FTM	R	0	2	3.86	11	8	0	0	1	1	0	0	42.0	45	23	18	4	0	7	0	42	.266	2	0	5	179
8	Mooney, S	FTM	R	0	1	1.24	10	9	0	0	0	0	0	0	29.0	14	8	4	1	2	17	0	52	.140	3	0	1	119
18	Mullenbach, M	FTM	R	1	0	1.23	2	1	0	0	1	0	0	0	7.1	9	1	1	0	0	0	0	9	.333	0	0	1	27
2	Ozoria, D	FTM	R	0	0	0.00	1	0	0	0	1	0	0	0	2.2	1	0	0	0	0	1	0	0	.111	1	0	0	10
13	Pichardo, J	FTM	L	3	4	6.63	24	0	0	0	11	0	3	5	38.0	37	39	28	2	6	29	0	44	.253	3	3	2	189
44	Pineda, R	FTM	R	0	0	9.00	1	0	0	0	0	0	0	0	1.0	3	2	1	0	0	1	0	0	.500	0	0	0	7
31	Puentes, Z	FTM	R	1	1	0.66	9	0	0	0	7	0	1	2	13.2	12	4	1	0	1	11	0	15					

Low-A Southeast Standings - 2021 - Regular Season

A-SE East	W	L	PCT	GB	L10	STRK	HOME	ROAD	RS	RA	DIFF
Jupiter	53	46	.535	-	8-2	W3	27-19	26-27	435	449	-14
St. Lucie	52	46	.531	0.5	4-6	L1	26-18	26-28	522	479	43
Daytona	49	52	.485	5.0	5-5	W1	27-27	22-25	473	463	10
Palm Beach	31	67	.316	21.5	3-7	L3	18-35	13-32	427	611	-184
A-SE West	W	L	PCT	GB	L10	STRK	HOME	ROAD	RS	RA	DIFF
Tampa	67	32	.677	-	6-4	W2	35-19	32-13	689	443	246
Bradenton	61	38	.616	6.0	5-5	W1	34-19	27-19	545	481	64
Fort Myers	50	47	.515	16.0	4-6	L1	26-21	24-26	459	450	9
Clearwater	44	53	.454	22.0	5-5	L2	22-27	22-26	441	493	-52
Dunedin	45	56	.446	23.0	5-5	W1	20-28	25-28	519	563	-44
Lakeland	43	58	.426	25.0	5-5	L1	22-25	21-33	456	534	-78

FCL Red Sox (25-15) 1,FCL Twins (15-27) 1
Aug 28th, 2021

	1	2	3	4	5	6	7	8	R	H	E
FCL Red Sox	0	0	1	0	0	0	0		1	4	0
FCL Twins	0	1	0	0	0	0	0		1	3	0

FCL Red Sox	AB	R	H	RBI	BB	SO	LOB	AVG	FCL Twins	AB	R	H	RBI	BB	SO	LOB	AVG
Bonaci, 2B	3	1	1	0	1	0	2	.236	Rodriguez, Em, CF	3	0	1	0	1	1	0	.231
Mayer, SS	3	0	1	1	0	0	1	.256	Miller, SS	3	0	0	0	0	1	4	.273
Ugueto, RF	3	0	0	0	0	2	2	.322	Rosario, RF	2	0	0	0	1	1	3	.282
Gonzalez, B, DH	2	0	0	0	1	2	1	.236	Aguiar, DH	3	1	1	1	0	2	1	.220
Miller, T, 3B	3	0	0	0	0	1	2	.278	Smith, 1B	2	0	0	0	1	0	1	.175
Sikes, CF	3	0	0	0	0	2	0	.405	Cespedes, 3B	3	0	0	0	0	1	2	.144
Bess, 1B	3	0	1	0	0	1	0	.125	Castro, C	2	0	0	0	0	1	0	.214
Mejicano, C	3	0	1	0	0	0	1	.273	Nigro, C	1	0	0	0	0	0	1	.130
Meredith, LF	2	0	0	0	1	0	0	.095	Baez, LF	3	0	1	0	0	1	0	.289
Encarnacion, P	0	0	0	0	0	0	0	.000	Rodriguez, En, 2B	2	0	0	0	1	1	0	.276
Milam, P	0	0	0	0	0	0	0	.000	Aria, P	0	0	0	0	0	0	0	.000
Totals	25	1	4	1	3	8	9	.254	Moreno, D, P	0	0	0	0	0	0	0	.000
									Perez, S, P	0	0	0	0	0	0	0	.000
									Totals	24	1	3	1	4	9	12	.229

BATTING

2B : Bess (2, Aria); Mayer (2, Aria).

TB : Bess 2; Bonaci; Mayer 2; Mejicano.

RBI : Mayer (9).

Runners left in scoring position, 2 out : Miller, T; Gonzalez, B; Mejicano; Bonaci.

Team RISP : 1-for-7.

Team LOB : 6.

BASERUNNING

SB : Bonaci 2 (10, 2nd base off Aria/Castro, 3rd base off Aria/Castro).

BATTING

2B : Rodriguez, Em (4, Encarnacion).

HR : Aguiar (5, 2nd inning off Encarnacion, 0 on, 0 out).

TB : Aguiar 4; Baez; Rodriguez, Em 2.

RBI : Aguiar (11).

Runners left in scoring position, 2 out : Rosario 2; Nigro; Miller.

Team RISP : 0-for-4.

Team LOB : 6.

FCL Red Sox	IP	H	R	ER	BB	SO	HR	ERA	FCL Twins	IP	H	R	ER	BB	SO	HR	ERA
Encarnacion	4.1	3	1	1	2	6	1	2.38	Aria	2.2	3	1	1	2	3	0	4.19
Milam	2.2	0	0	0	2	3	0	2.14	Moreno, D	2.1	1	0	0	1	3	0	6.61
Totals	7.0	3	1	1	4	9	1	4.00	Perez, S	2.0	0	0	0	0	2	0	1.56
									Totals	7.0	4	1	1	3	8	0	4.80

Balk : Aria.

Groundouts-flyouts : Encarnacion 4-2; Milam 3-2; Aria 2-3; Moreno, D 3-1; Perez, S 3-1.

Batters faced : Encarnacion 18; Milam 10; Aria 13; Moreno, D 9; Perez, S 6.

Inherited runners-scored : Milam 2-0; Moreno, D 2-0.

Umpires : HP: Kenny Garcia. 1B: Andrew Craddock.

Official Scorer : Brian Mullen

Weather : 82 degrees, Overcast

Wind : 7 mph, In From LF

First pitch : 10:03 AM

T : 2:10 (:10 delay)

Venue : CenturyLink Sports Complex Fields

September 3, 2021

FCL Twins Hitting - 2021 - Regular Season - All Players

#	Player	Team	B	AVG	G	AB	R	H	TB	2B	3B	HR	RBI	BB	IBB	SO	SB	CS	OBP	SLG	OPS	PA	SAC	SF	HBP	GIDP	E
15	Aguiar, C	TWI	L	.220	18	59	6	13	30	0	1	5	11	4	0	23	1	1	.266	.508	.774	64	0	1	0	0	2
11	Baez, L	TWI	R	.289	25	76	12	22	31	3	3	0	2	8	0	22	3	3	.386	.408	.794	88	0	0	4	1	1
53	Cardenas, N	TWI	R	.250	5	8	1	2	2	0	0	0	0	1	0	1	0	0	.333	.250	.583	9	0	0	0	0	0
37	Castro, W	TWI	R	.214	21	42	7	9	21	2	2	2	12	6	0	15	0	1	.340	.500	.840	50	0	0	2	0	1
51	Cavaco, K	TWI	R	.222	3	9	2	2	3	1	0	0	2	1	0	3	1	0	.300	.333	.633	10	0	0	0	0	0
23	Cespedes, R	TWI	L	.144	30	97	10	14	24	2	1	2	8	10	0	33	3	1	.231	.247	.479	108	0	0	1	0	4
20	Duran, G	TWI	R	.214	8	14	1	3	3	0	0	0	1	5	0	7	0	0	.421	.214	.635	19	0	0	0	1	0
59	Feliz, J	TWI	R	.364	6	22	7	8	16	2	0	2	3	1	0	6	0	0	.391	.727	1.119	23	0	0	0	0	1
31	Garland, N	TWI	R	1.000	1	1	0	1	1	0	0	0	0	0	0	0	0	0	1.000	1.000	2.000	1	0	0	0	0	0
2	Gomez, L	TWI	L	.250	24	60	7	15	19	4	0	0	2	15	0	19	1	1	.408	.317	.725	76	0	0	1	1	6
46	Goree, Z	TWI	L	.000	1	0	0	0	0	0	0	0	0	0	0	0	0	0	.000	.000	.000	0	0	0	0	0	0
9	Hall, A	TWI	R	.125	6	8	0	1	1	0	0	0	1	1	0	2	0	0	.200	.125	.325	10	0	1	0	0	1
49	Jimenez, A	TWI	R	.160	17	50	3	8	15	2	1	1	3	5	0	13	2	1	.250	.300	.550	56	0	0	1	1	0
38	McKinnon, K	TWI	R	.400	3	5	0	2	3	1	0	0	0	2	0	1	1	1	.571	.600	1.171	7	0	0	0	0	0
47	Miller, N	TWI	S	.273	9	33	5	9	14	2	0	1	6	3	0	12	1	0	.324	.424	.749	37	0	1	0	0	1
19	Nigro, F	TWI	R	.130	15	23	1	3	3	0	0	0	3	3	0	11	0	0	.259	.130	.390	28	1	0	1	0	1
64	Olivar, R	TWI	R	.200	26	40	4	8	15	2	1	1	3	5	0	13	3	0	.304	.375	.679	46	0	0	1	0	0
13	Pena, A	TWI	R	.325	24	80	11	26	32	6	0	0	10	4	0	23	2	1	.365	.400	.765	85	0	0	1	1	1
38	Prato, A	TWI	R	.222	5	18	4	4	4	0	0	0	2	3	0	5	1	0	.391	.222	.614	23	0	0	2	0	0
48	Ramirez, B	TWI	R	.074	10	27	4	2	3	1	0	0	2	6	0	18	0	0	.265	.111	.376	34	0	0	1	0	1
44	Roberto, N	TWI	R	.125	16	40	5	5	9	1	0	1	3	3	0	15	1	1	.205	.225	.430	44	0	0	1	0	0
4	Rodriguez, E	TWI	L	.231	27	91	24	21	53	4	2	8	18	18	0	38	6	2	.366	.582	.948	112	0	1	2	0	1
24	Rodriguez, E	TWI	L	.276	15	29	7	8	14	1	1	1	2	8	0	10	1	1	.447	.483	.930	38	0	0	1	0	3
16	Rosario, K	TWI	R	.282	39	142	20	40	65	8	4	3	31	15	0	43	1	0	.348	.458	.806	158	0	1	0	4	0
25	Smith, L	TWI	R	.175	22	57	6	10	25	1	1	4	10	7	0	19	1	1	.299	.439	.737	67	0	0	3	0	5
60	Snyder, G	TWI	L	.235	6	17	2	4	5	1	0	0	2	2	0	5	0	0	.300	.294	.594	20	0	1	0	1	0
35	Sosa, M	TWI	R	.200	15	45	5	9	18	3	0	2	10	4	0	19	1	0	.265	.400	.665	49	0	0	0	1	1
5	Soto, Y	TWI	R	.244	27	82	8	20	26	3	0	1	7	15	0	27	3	1	.367	.317	.684	98	0	0	1	1	7
31	Soularie, A	TWI	R	.350	6	20	3	7	11	1	0	1	3	4	0	6	0	0	.480	.550	1.030	25	0	0	1	2	0
1	Valdez, W	TWI	R	.240	30	96	16	23	35	6	0	2	8	10	0	39	2	0	.333	.365	.698	111	0	1	4	3	3
21	Vallejo, M	TWI	R	.176	7	17	2	3	6	3	0	0	2	0	0	7	0	0	.222	.353	.575	18	0	0	1	0	1
8	Vasquez, A	TWI	S	.000	5	4	2	0	0	0	0	0	0	2	0	3	0	0	.500	.000	.500	8	0	0	2	0	0
66	Wallner, M	TWI	L	.333	2	6	2	2	2	0	0	0	0	0	0	2	0	0	.333	.333	.667	6	0	0	0	0	0
52	Wiel, Z	TWI	R	.120	9	25	4	3	8	2	0	1	4	2	0	8	0	0	.258	.320	.578	31	0	1	3	1	0
TWI				.229	43	1343	191	307	517	62	17	38	171	173	0	468	35	16	.330	.385	.715	1559	1	8	34	18	46
OPP				.251	40	1376	224	346	519	76	14	23	205	164	1	403	39	10	.344	.377	.722	1594	3	13	38	19	

FCL Twins Pitching - 2021 - Regular Season - All Players

#	Player	Team	T	W	L	ERA	G	GS	CG	SHO	GF	HLD	SV	SVO	IP	H	R	ER	HR	HB	BB	IBB	SO	AVG	WP	BK	GIDP	TBF
40	Aria, D	TWI	L	1	2	4.19	10	6	0	0	0	1	0	0	19.1	13	10	9	0	0	18	0	29	.191	5	8	1	87
62	Barrington, M	TWI	R	0	0	1.13	3	0	0	0	2	0	2	2	8.0	5	1	1	0	0	1	0	16	.179	2	0	0	29
17	Bellair, C	TWI	R	0	1	6.43	7	0	0	0	7	0	1	2	14.0	13	12	10	2	1	5	0	23	.236	1	0	1	62
47	Breek, D	TWI	R	0	1	21.60	3	2	0	0	0	0	0	0	1.2	0	9	4	0	2	7	0	1	.000	0	0	0	15
41	Campbell, L	TWI	R	0	0	2.25	3	0	0	0	1	1	0	0	4.0	3	1	1	0	1	1	0	3	.214	0	0	0	16
51	Carr, J	TWI	L	0	0	6.00	1	0	0	0	0	0	0	0	3.0	3	2	2	1	0	0	0	6	.250	0	0	0	12
30	Feliz, R	TWI	R	0	4	10.42	11	2	0	0	2	0	0	2	19.0	29	23	22	4	2	11	0	21	.333	3	0	0	100
39	Festa, D	TWI	R	1	0	0.00	1	0	0	0	0	0	0	0	2.0	1	0	0	0	0	0	0	2	.143	0	0	0	7
18	German, G	TWI	R	2	2	3.03	9	9	0	0	0	0	0	0	32.2	22	12	11	2	2	22	0	36	.185	6	0	1	143
41	Gilmartin, S	TWI	L	0	0	16.62	3	1	0	0	0	0	0	0	4.1	10	9	8	1	0	2	0	8	.455	2	0	0	24
46	Goree, Z	TWI	L	0	0	20.25	2	0	0	0	0	0	0	0	1.1	5	4	3	0	0	3	0	4	.500	0	0	0	13
57	Grace, R	TWI	R	0	0	0.00	1	0	0	0	0	0	0	0	2.0	0	0	0	0	0	0	0	3	.000	0	0	0	6
27	Hicks, J	TWI	R	0	1	4.22	3	1	0	0	0	0	0	0	10.2	8	6	5	0	2	1	0	13	.200	0	0	0	44
66	Labas, A	TWI	R	1	0	4.50	1	0	0	0	0	0	0	0	2.0	3	1	1	0	0	0	0	2	.375	0	0	0	8
52	Leach, L	TWI	R	0	0	2.57	3	3	0	0	0	0	0	0	7.0	8	2	2	0	0	3	0	6	.276	1	0	1	32
33	Mendez, J	TWI	R	1	2	2.95	9	4	0	0	0	1	0	0	21.1	13	8	7	0	2	9	0	29	.165	3	0	0	90
51	Moreno, D	TWI	R	1	2	6.61	11	0	0	0	2	1	0	0	16.1	13	15	12	0	4	12	0	15	.206	5	0	1	80
22	Moreno, E	TWI	R	0	2	6.49	9	4	0	0	1	0	0	1	26.1	25	20	19	2	6	16	0	23	.243	5	2	1	126
39	Mullenbach, M	TWI	R	1	1	3.44	9	0	0	0	1	1	0	2	18.1	20	10	7	0	3	8	1	18	.274	1	0	2	87
55	Perez, E	TWI	L	0	1	9.00	8	2	0	0	2	0	0	0	16.0	19	17	16	3	2	15	0	17	.288	0	2	0	83
58	Perez, S	TWI	L	4	1	1.56	12	1	0	0	9	0	0	0	34.2	27	8	6	1	1	5	0	37	.211	1	1	1	135
36	Pineda, R	TWI	R	0	3	4.35	13	0	0	0	8	1	2	2	20.2	22	12	10	2	2	2	0	17	.272	3	0	0	87
31	Povich, C	TWI	L	0	0	0.00	1	1	0	0	0	0	0	0	2.0	1	0	0	0	0	0	0	3	.143	0	0	0	7
50	Reyes, W	TWI	L	1	2	6.10	8	4	0	0	0	0	0	0	31.0	43	21	21	2	6	13	0	30	.344	6	1	8	145
38	Rozeck, A	TWI	L	1	0	0.00	2	0	0	0	0	0	0	0	6.0	4	0	0	0	0	2	0	13					

Florida Complex League Standings - 2021 - Regular Season

FCL East	W	L	PCT	GB	L10	STRK	HOME	ROAD	RS	RA	DIFF
FCL Mets	23	16	.590	-	8-2	W5	12-9	11-7	201	180	21
FCL Astros	21	19	.525	2.5	3-7	L3	13-8	8-11	187	176	11
FCL Cardinals	20	19	.513	3.0	5-5	W2	11-7	9-12	190	188	2
FCL Marlins	18	21	.462	5.0	6-4	W2	9-10	9-11	180	189	-9
FCL Nationals	17	24	.415	7.0	5-5	L2	10-10	7-14	172	197	-25
FCL North	W	L	PCT	GB	L10	STRK	HOME	ROAD	RS	RA	DIFF
FCL Yankees	26	13	.667	-	6-4	L1	14-5	12-8	260	204	56
FCL Phillies	18	11	.621	3.0	6-4	L1	10-4	8-7	164	142	22
FCL Blue Jays	21	20	.512	6.0	5-5	W1	11-10	10-10	281	211	70
FCL Tigers East	15	23	.395	10.5	5-5	W1	8-12	7-11	190	226	-36
FCL Tigers West	13	26	.333	13.0	3-7	L1	6-13	7-13	142	254	-112
FCL South	W	L	PCT	GB	L10	STRK	HOME	ROAD	RS	RA	DIFF
FCL Rays	28	13	.683	-	6-4	W3	13-8	15-5	264	164	100
FCL Pirates Gold	23	11	.676	1.5	7-3	W4	11-7	12-4	186	121	65
FCL Red Sox	25	15	.625	2.5	5-5	L2	14-8	11-7	224	183	41
FCL Braves	21	20	.512	7.0	5-5	L1	9-10	12-10	163	189	-26
FCL Orioles Black	17	20	.459	9.0	4-5	W1	7-11	10-9	173	187	-14
FCL Pirates Black	15	19	.441	9.5	4-6	L2	7-10	8-9	155	178	-23
FCL Twins	15	27	.357	13.5	5-5	W1	5-16	10-11	190	223	-33
FCL Orioles Orange	8	27	.229	17.0	2-7	L6	3-13	5-14	155	265	-110

DSL Twins (12-20) 7, DSL Tigers (10-20) 6
Aug 28th, 2021

	1	2	3	4	5	6	7	8	9	R	H	E
DSL Tigers	1	0	1	1	2	0	1	0	0	6	12	0
DSL Twins	1	0	0	0	0	0	5	0	1	7	8	3

None out when winning run scored.

DSL Tigers	AB	R	H	RBI	BB	SO	LOB	AVG
Fana, RF	5	0	1	1	0	1	1	.217
Bastidas, SS	5	3	3	1	0	1	0	.207
De Leon, 2B	0	0	0	0	0	0	0	.212
Lopez, LF	5	0	2	1	0	2	2	.125
Valero, C	4	0	1	1	0	0	2	.237
Rondon, C	0	0	0	0	0	0	0	.308
De Los Santos, 2B-SS	3	1	2	1	0	0	0	.311
Bravo, 1B	4	0	1	0	0	0	4	.197
Rodriguez, Ju, 3B	4	0	1	0	0	2	2	.203
Bautista, DH	4	2	1	0	0	2	1	.184
Perea, CF	4	0	0	0	0	3	2	.194
Rodriguez, Je, P	0	0	0	0	0	0	0	.000
Boyer, P	0	0	0	0	0	0	0	.000
Bellorin, P	0	0	0	0	0	0	0	.000
Vallenilla, P	0	0	0	0	0	0	0	.000
Reyes, G, P	0	0	0	0	0	0	0	.000
Totals	38	6	12	5	0	11	14	.221

BATTING

2B : De Los Santos (3, Rojas); Lopez (6, Rojas).

TB : Bastidas 3; Bautista; Bravo; De Los Santos 3; Fana; Lopez 3; Rodriguez, Ju; Valero.

RBI : Bastidas (12); De Los Santos (8); Fana (6); Lopez (8); Valero (6).

2-out RBI : De Los Santos; Valero; Bastidas; Lopez.

Runners left in scoring position, 2 out : Valero 2; Bravo 2.

Team RISP : 4-for-14.

Team LOB : 7.

BASERUNNING

SB : Bastidas 3 (10, 2nd base off Rojas/Moreno, 2nd base off Rojas/Moreno, 2nd base off Paredes/Moreno); De Los Santos (4, 2nd base off Rojas/Moreno); Bautista (1, 2nd base off Rojas/Moreno).

CS : Valero (3, 2nd base by Rojas/Moreno); De Los Santos (5, 3rd base by Rojas/Moreno); Fana (1, 2nd base by Rojas/Moreno); Bravo (4, 3rd base by Paredes/Moreno).

PO : Valero (1st base by Rojas); Fana (1st base by Rojas).

FIELDING

PB : Valero (5).

DSL Twins	AB	R	H	RBI	BB	SO	LOB	AVG
Michel, SS	4	2	1	2	0	2	1	.211
Perez, DH	4	0	1	1	1	1	1	.273
Cruz, 3B	4	2	2	2	1	0	1	.219
Martinez, LF	5	0	2	1	0	2	1	.226
Centeno, RF	4	0	1	1	0	1	1	.167
Gervis, 2B	3	1	0	0	1	1	2	.222
Madrigal, CF	3	1	1	0	0	1	0	.121
Rodriguez, 1B	2	0	0	0	1	0	2	.143
Moreno, C	3	1	0	0	1	2	3	.107
Rojas, P	0	0	0	0	0	0	0	.000
Paredes, P	0	0	0	0	0	0	0	.000
Totals	32	7	8	7	5	10	12	.206

BATTING

2B : Michel (3, Bellorin); Madrigal (2, Vallenilla).

HR : Cruz (2, 7th inning off Vallenilla, 1 on, 2 out).

TB : Centeno; Cruz 5; Madrigal 2; Martinez 2; Michel 2; Perez.

RBI : Centeno (9); Cruz 2 (8); Martinez (9); Michel 2 (10); Perez (5).

2-out RBI : Centeno; Cruz 2.

Runners left in scoring position, 2 out : Gervis; Centeno; Moreno.

Team RISP : 4-for-11.

Team LOB : 9.

FIELDING

E : Michel (8, fielding); Cruz (9, throw); Madrigal (2, fielding).

Pickoffs : Rojas 2 (Valero at 1st base, Fana at 1st base).

DSL Tigers	IP	H	R	ER	BB	SO	HR	ERA
Rodriguez, Je	5.0	3	1	1	1	5	0	5.92
Boyer	0.0	0	0	0	1	0	0	5.79
Bellorin	1.1	1	4	4	2	1	0	4.20
Vallenilla (BS, 1)	1.1	2	1	1	0	3	1	3.86
Reyes, G (L, 2-1)	0.1	2	1	1	1	1	0	1.08
Totals	8.0	8	7	7	5	10	1	5.20

DSL Twins	IP	H	R	ER	BB	SO	HR	ERA
Rojas	5.0	7	5	1	0	5	0	1.83
Paredes (W, 2-3)	4.0	5	1	1	0	6	0	5.48
Totals	9.0	12	6	2	0	11	0	4.98

Boyer pitched to 1 batter in the 6th.

Reyes, G pitched to 4 batters in the 9th.

WP : Boyer; Vallenilla; Rojas.

IBB : Cruz (by Reyes, G).

HBP : Valero (by Paredes); De Los Santos (by Paredes); Madrigal (by Bellorin); Rodriguez (by Vallenilla); Michel (by Reyes, G).

Groundouts-flyouts : Rodriguez, Je 3-4; Boyer 0-0; Bellorin 1-2; Vallenilla 1-0; Reyes, G 0-0; Rojas 4-5; Paredes 4-0.

Batters faced : Rodriguez, Je 19; Boyer; Bellorin 8; Vallenilla 7; Reyes, G 5; Rojas 22; Paredes 18.

Inherited runners-scored : Bellorin 1-0; Vallenilla 2-2; Reyes, G 2-0.

Umpires : HP: Felix Tejada. 1B: Jesus Contreras.

Official Scorer : Jose Vasquez

Weather : 85 degrees, Sunny

Wind : 1 mph, Calm

First pitch : 10:30 AM

T : 3:45

Venue : TBD

August 28, 2021

DSL Twins Hitting - 2021 - Regular Season - All Players

#	Player	Team	B	AVG	G	AB	R	H	TB	2B	3B	HR	RBI	BB	IBB	SO	SB	CS	OBP	SLG	OPS	PA	SAC	SF	HBP	GIDP	E
27	Centeno, A	DSL TWI	R	.167	22	66	7	11	19	3	1	1	9	9	0	29	2	1	.286	.288	.574	77	0	0	2	0	3
2	Contreras, D	DSL TWI	R	.071	11	28	2	2	2	0	0	0	2	3	0	13	0	0	.257	.071	.329	35	0	0	4	0	2
4	Cruz, R	DSL TWI	R	.219	26	96	12	21	32	3	1	2	8	6	1	28	3	0	.262	.333	.596	103	0	1	0	1	9
13	De Andrade, D	DSL TWI	R	.229	29	105	11	24	33	7	1	0	12	7	0	19	3	1	.302	.314	.616	116	0	0	4	1	8
23	De La Cruz, J	DSL TWI	L	.236	17	55	9	13	15	2	0	0	7	4	0	16	1	1	.317	.273	.590	63	0	1	3	0	0
62	Del Valle, J	DSL TWI	R	.213	19	61	9	13	16	1	1	0	6	5	0	14	2	0	.279	.262	.542	68	0	1	1	1	0
32	Gervis, D	DSL TWI	L	.222	17	45	4	10	13	1	1	0	3	9	0	11	6	2	.364	.289	.652	55	0	0	1	0	6
18	Madrigal, R	DSL TWI	R	.121	21	58	10	7	9	2	0	0	3	6	0	24	5	0	.239	.155	.394	67	0	0	3	1	2
16	Marino, J	DSL TWI	R	.303	12	33	4	10	13	3	0	0	3	2	0	8	2	0	.343	.394	.737	35	0	0	0	0	4
19	Marrero, K	DSL TWI	R	.275	19	51	8	14	18	2	1	0	6	6	1	17	3	2	.403	.353	.756	62	0	0	5	2	3
12	Martinez, S	DSL TWI	L	.226	23	62	9	14	19	2	0	1	9	10	0	23	1	1	.338	.306	.644	74	0	1	1	1	3
11	Michel, F	DSL TWI	S	.211	24	76	15	16	25	3	3	0	10	12	0	36	14	5	.368	.329	.697	95	0	0	7	0	8
9	Moreno, J	DSL TWI	R	.107	9	28	1	3	4	1	0	0	0	3	0	14	0	0	.194	.143	.336	31	0	0	0	0	2
48	Nunez, J	DSL TWI	R	.000	1	0	0	0	0	0	0	0	0	0	0	0	0	0	.000	.000	.000	0	0	0	0	0	0
5	Perez, I	DSL TWI	L	.273	19	55	9	15	24	2	2	1	5	7	1	12	4	1	.375	.436	.811	64	0	0	2	0	1
25	Rivero, G	DSL TWI	S	.195	14	41	6	8	11	3	0	0	5	4	0	13	2	0	.261	.268	.529	46	0	1	0	1	4
15	Rodriguez, L	DSL TWI	S	.143	24	63	9	9	15	1	1	1	9	11	1	20	2	0	.325	.238	.563	80	0	0	6	1	5
DSL TWI				.206	32	923	125	190	268	36	12	6	97	104	4	297	50	14	.311	.290	.601	1071	0	5	39	9	74
OPP				.211	31	925	182	195	276	48	9	5	128	153	1	271	68	23	.352	.298	.650	1142	1	9	53	12	

DSL Twins Pitching - 2021 - Regular Season - All Players

#	Player	Team	T	W	L	ERA	G	GS	CG	SHO	GF	HLD	SV	SVO	IP	H	R	ER	HR	HB	BB	IBB	SO	AVG	WP	BK	GIDP	TBF
38	Andrade, H	DSL TWI	R	1	0	19.13	8	0	0	0	4	0	0	0	8.0	15	21	17	0	4	13	0	8	.395	10	4	0	56
65	Boadas, M	DSL TWI	R	0	0	4.11	7	0	0	0	2	0	0	0	15.1	9	8	7	0	6	4	0	17	.164	4	0	0	67
26	Bonilla, J	DSL TWI	R	0	1	9.17	8	0	0	0	1	0	0	2	17.2	14	23	18	0	3	14	0	16	.194	6	0	0	90
30	Brito, J	DSL TWI	R	0	0	0.00	4	0	0	0	2	0	2	2	3.0	0	0	0	0	0	2	0	2	.000	0	0	1	10
39	Chaviel, E	DSL TWI	L	0	1	4.91	7	2	0	0	2	0	0	0	11.0	9	11	6	1	2	6	0	10	.196	4	3	0	54
50	Cleto, T	DSL TWI	R	1	2	3.92	7	7	0	0	0	0	0	0	20.2	10	10	9	2	6	7	0	19	.149	6	0	1	81
41	Duran, R	DSL TWI	R	1	2	7.04	10	1	0	0	3	1	0	0	15.1	22	19	12	0	1	18	1	12	.319	3	1	2	88
33	Gutierrez, C	DSL TWI	R	2	1	2.52	9	0	0	0	3	0	0	0	25.0	10	8	7	0	2	10	0	28	.116	4	2	0	100
	Huizi, E	DSL TWI	R	2	0	4.35	7	0	0	0	1	0	0	2	10.1	10	6	5	0	3	3	0	11	.263	3	0	1	44
55	Jimenez, C	DSL TWI	R	0	1	3.00	3	1	0	0	1	0	0	0	3.0	2	1	1	0	1	2	0	3	.182	1	0	0	14
17	Landaeta, Y	DSL TWI	R	0	2	4.60	7	4	0	0	2	0	1	1	15.2	10	10	8	0	5	20	0	26	.185	5	1	1	79
60	Maldonado, C	DSL TWI	L	0	0	4.05	5	1	0	0	0	0	0	0	6.2	6	3	3	0	4	4	0	12	.231	1	0	1	34
16	Marino, J	DSL TWI	R	0	0	19.64	3	0	0	0	1	0	0	0	3.2	9	8	8	0	2	2	0	4	.450	0	0	0	24
19	Marrero, K	DSL TWI	R	0	0	0.00	3	0	0	0	3	0	0	0	4.2	6	3	0	0	2	1	0	2	.300	0	0	1	23
48	Nunez, J	DSL TWI	R	1	2	1.46	6	5	0	0	0	0	0	0	24.2	11	5	4	1	1	9	0	33	.134	5	0	1	93
31	Olivares, J	DSL TWI	R	1	1	4.76	5	3	0	0	0	0	0	0	5.2	6	3	3	0	1	4	0	7	.273	2	2	0	27
40	Paredes, O	DSL TWI	R	2	3	5.48	9	0	0	0	3	0	0	2	21.1	24	13	13	0	3	6	0	20	.289	3	1	3	92
	Polanco, L	DSL TWI	L	0	0	0.00	1	0	0	0	1	0	1	1	1.0	0	0	0	0	0	2	0	2	.000	1	0	0	6
58	Rojas, J	DSL TWI	L	0	0	1.83	8	4	0	0	2	0	1	1	19.2	12	13	4	0	3	9	0	23	.167	1	2	0	85
20	Soriano, E	DSL TWI	R	0	2	19.29	3	1	0	0	1	0	0	0	2.1	2	6	5	1	1	2	0	4	.222	1	0	0	13
40	Tovar, J	DSL TWI	R	1	2	5.54	7	3	0	0	0	0	0	0	13.0	8	11	8	0	3	15	0	12	.186	6	1	0	62
DSL TWI				12	20	4.98	32	32	0	1	32	1	5	11	247.2	195	182	137	5	53	153	1	271	.211	66	17	12	1142
OPP				19	12	3.48	31	32	0	2	32	4	5	9	250.2	190	125	97	6	39	104	4	297	.206	47	6	9	1071

Dominican Summer League Standings - 2021 - Regular Season

DSL North	W	L	PCT	GB	L10	STRK	HOME	ROAD	RS	RA	DIFF
DSL Rangers1	22	10	.688	-	6-4	L1	13-5	9-5	196	131	65
DSL Red Sox Blue	19	12	.613	2.5	7-3	W1	11-4	8-8	174	135	39
DSL Pirates Black	18	13	.581	3.5	6-4	L1	10-6	8-7	115	123	-8
DSL Rays2	15	14	.517	5.5	6-4	L1	9-3	6-11	129	138	-9
DSL Dodgers Shoemaker	16	15	.516	5.5	5-5	W2	8-7	8-8	181	138	43
DSL Cubs Blue	13	17	.433	8.0	5-5	L2	7-8	6-9	116	136	-20
DSL Royals White	11	16	.407	8.5	5-5	L2	9-7	2-9	107	132	-25
DSL Indians Red	9	20	.310	11.5	1-9	L4	6-8	3-12	115	172	-57
DSL South	W	L	PCT	GB	L10	STRK	HOME	ROAD	RS	RA	DIFF
DSL Rockies	24	9	.727	-	7-3	W3	11-6	13-3	181	122	59
DSL Phillies Red	18	15	.545	6.0	5-5	L1	10-7	8-8	127	124	3
DSL Nationals	17	15	.531	6.5	4-6	W1	11-5	6-10	132	106	26
DSL Angels	16	16	.500	7.5	4-6	L4	8-8	8-8	147	128	19
DSL Yankees1	16	16	.500	7.5	7-3	L1	7-10	9-6	200	158	42
DSL Mets1	16	18	.471	8.5	4-6	L1	8-9	8-9	120	166	-46
DSL Twins	12	20	.375	11.5	4-6	W1	5-12	7-8	125	182	-57
DSL Cardinals Blue	12	21	.364	12.0	2-8	W1	5-10	7-11	147	202	-55
DSL Northeast	W	L	PCT	GB	L10	STRK	HOME	ROAD	RS	RA	DIFF
DSL Mariners	22	11	.667	-	8-2	W7	12-6	10-5	186	133	53
DSL Colorado	21	11	.656	0.5	5-5	L3	11-5	10-6	174	89	85
DSL Yankees2	17	15	.531	4.5	6-4	W1	8-7	9-8	221	181	40
DSL Giants Orange	13	13	.500	5.5	7-3	W2	7-5	6-8	116	138	-22
DSL Brewers2	15	17	.469	6.5	4-6	L1	5-12	10-5	116	126	-10
DSL D-backs2	14	19	.424	8.0	5-5	W2	7-8	7-11	94	152	-58
DSL Orioles2	11	18	.379	9.0	3-7	W2	6-11	5-7	100	163	-63
DSL Pirates Gold	10	21	.323	11.0	4-6	W1	4-12	6-9	120	155	-35
DSL Northwest	W	L	PCT	GB	L10	STRK	HOME	ROAD	RS	RA	DIFF
DSL Royals Blue	17	10	.630	-	7-3	W2	6-6	11-4	138	108	30
DSL Indians Blue	17	11	.607	0.5	4-6	W1	8-5	9-6	127	119	8
DSL Dodgers Bautista	17	12	.586	1.0	5-5	L2	7-7	10-5	142	143	-1
DSL Red Sox Red	17	12	.586	1.0	5-5	L1	8-7	9-5	110	114	-4
DSL Marlins	12	17	.414	6.0	2-8	L3	6-8	6-9	154	144	10
DSL Rays1	12	18	.400	6.5	4-6	W1	10-7	2-11	132	116	16
DSL Astros	11	17	.393	6.5	7-3	W3	6-8	5-9	116	164	-48
DSL Athletics	9	16	.360	7.0	4-6	L1	5-8	4-8	106	138	-32
DSL Baseball City	W	L	PCT	GB	L10	STRK	HOME	ROAD	RS	RA	DIFF
DSL Padres	25	7	.781	-	8-2	W7	15-2	10-5	219	161	58
DSL Blue Jays	19	12	.613	5.5	5-5	W2	9-6	10-6	172	143	29
DSL Reds	15	15	.500	9.0	4-6	L1	8-6	7-9	195	171	24
DSL White Sox	14	19	.424	11.5	4-6	L3	7-9	7-10	136	174	-38
DSL Orioles1	9	19	.321	14.0	3-7	L4	3-9	6-10	112	131	-19
DSL D-backs1	11	22	.333	14.5	3-7	L2	5-13	6-9	120	158	-38
DSL San Pedro	W	L	PCT	GB	L10	STRK	HOME	ROAD	RS	RA	DIFF
DSL Phillies White	21	10	.677	-	8-2	W6	12-3	9-7	155	103	52
DSL Rangers2	20	13	.606	2.0	8-2	W8	12-3	8-10	156	156	0
DSL Brewers1	18	14	.563	3.5	7-3	W2	8-6	10-8	159	109	50
DSL Cardinals Red	15	15	.500	5.5	4-6	L2	9-7	6-8	145	162	-17
DSL Giants Black	11	14	.440	7.0	4-6	L2	10-4	1-10	134	134	0
DSL Mets2	13	18	.419	8.0	5-5	W1	7-9	6-9	111	128	-17
DSL Cubs Red	12	19	.387	9.0	4-6	W1	5-10	7-9	140	173	-33
DSL Tigers	10	20	.333	10.5	4-6	L5	5-9	5-11	133	172	-39