




# TWINS MINOR LEAGUE REPORT



Sunday, August 22, 2021

	TEAM	LEVEL	RECORD	YESTERDAY'S SCORE
	St. Paul Saints	TRIPLE-A	53-42; - - GB 1st in Triple-A East, Midwest Division	W, 7-4 vs. Iowa
	Wichita Wind Surge	DOUBLE-A	56-39; - - GB 1st in Double-A Central, North Division	W, 2-0 at Springfield
	Cedar Rapids Kernels	HIGH-A	53-42; 10.0 GB 2nd in High-A Central, West Division	L, 12-5 vs. Wisconsin
	Fort Myers Mighty Mussels	LOW-A	46-44; 16.0 GB 3rd in Low-A Southeast, West Division	L, 3-4 at Dunedin
	FCL Twins	ROOKIE	12-24, 12.5 GB 7th in FCL, South Division	L, 5-11 at FCL Red Sox
	DSL Twins	DSL	10-17, 9.5 GB 7th in DSL, South Division	Game SUSP

St. Paul Saints (53-42) 7, Iowa Cubs (40-54) 4

Aug 21st, 2021

	<b>1</b>	<b>2</b>	<b>3</b>	<b>4</b>	<b>5</b>	<b>6</b>	<b>7</b>	<b>8</b>	<b>9</b>	<b>R</b>	<b>H</b>	<b>E</b>
<b>Iowa</b>	1	0	0	2	0	0	1	0	0	4	6	1
<b>St. Paul</b>	0	0	2	0	4	0	1	0	x	7	9	0

<b>Iowa</b>	<b>AB</b>	<b>R</b>	<b>H</b>	<b>RBI</b>	<b>BB</b>	<b>SO</b>	<b>LOB</b>	<b>AVG</b>
Davis, Z, LF	2	1	0	0	1	0	0	.214
c-Miller, I, PH	0	0	0	0	1	0	0	.274
Avelino, SS	3	1	2	1	2	0	2	.277
Martini, DH	4	0	0	0	0	2	5	.271
Thompson, CF	4	0	1	1	0	1	2	.236
Deichmann, RF	4	0	0	0	0	1	1	.171
Gushue, C	3	1	0	0	1	2	0	.230
Young, J, 1B	4	1	1	2	0	0	0	.313
Giambrone, 2B	2	0	0	0	0	1	0	.174
Figuera, E, 2B	1	0	0	0	0	0	0	.167
a-Burch, PH	1	0	0	0	0	0	0	.129
Jordan, 3B	3	0	1	0	0	0	0	.189
b-Rivas, A, PH	1	0	1	0	0	0	0	.284
Lugo, P	0	0	0	0	0	0	0	.000
Little, P	0	0	0	0	0	0	0	.000
Kellogg, P	0	0	0	0	0	0	0	.000
Cingrani, P	0	0	0	0	0	0	0	.000
<b>Totals</b>	<b>32</b>	<b>4</b>	<b>6</b>	<b>4</b>	<b>5</b>	<b>7</b>	<b>10</b>	<b>.250</b>

a-Grounded out for Figuera, E in the 9th. b-Singled for Jordan, Z in the 9th. c-Walked for Davis, Z in the 9th.

**BATTING**

**2B** : Avelino 2 (16, Sammons, Moran); Thompson (12, Sammons); Jordan (3, Sammons).

**HR** : Young, J (1, 4th inning off Sammons, 1 on, 2 out).

**TB** : Avelino 4; Jordan 2; Rivas, A; Thompson 2; Young, J 4.

**RBI** : Avelino (33); Thompson (43); Young, J 2 (8).

**2-out RBI** : Thompson; Avelino; Young, J 2.

**Runners left in scoring position, 2 out** : Thompson; Deichmann; Avelino; Martini.

**SAC** : Davis, Z.

**Team RISP** : 1-for-7.

**Team LOB** : 7.

**FIELDING**

**E** : Young, J (2, fielding).

**DP** : (Avelino-Figuera, E-Young, J).

<b>St. Paul</b>	<b>AB</b>	<b>R</b>	<b>H</b>	<b>RBI</b>	<b>BB</b>	<b>SO</b>	<b>LOB</b>	<b>AVG</b>
Miranda, 3B	5	2	4	2	0	0	0	.340
Larnach, LF	3	1	0	0	0	0	2	.188
Telis, DH	4	1	2	0	0	1	1	.297
Contreras, RF	4	2	1	2	0	2	2	.272
Celestino, CF	3	0	1	0	1	0	2	.279
Rortvedt, C	3	0	0	1	0	2	4	.245
Maggi, 2B	3	0	0	1	1	1	3	.241
Tomscha, 1B	3	0	0	0	1	1	2	.233
Riddle, SS	4	1	1	0	0	2	3	.191
Sammons, P	0	0	0	0	0	0	0	.000
Moran, P	0	0	0	0	0	0	0	.000
Hamilton, I, P	0	0	0	0	0	0	0	.000
<b>Totals</b>	<b>32</b>	<b>7</b>	<b>9</b>	<b>6</b>	<b>3</b>	<b>9</b>	<b>19</b>	<b>.247</b>

**BATTING**

**HR** : Miranda (12, 3rd inning off Lugo, 1 on, 0 out).

**TB** : Celestino; Contreras; Miranda 7; Riddle; Telis 2.

**RBI** : Contreras 2 (43); Maggi (34); Miranda 2 (34); Rortvedt (17).

**Runners left in scoring position, 2 out** : Riddle 2; Contreras.

**SF** : Rortvedt.

**GIDP** : Larnach.

**Team RISP** : 3-for-9.

**Team LOB** : 6.

**BASERUNNING**

**SB** : Maggi (11, 2nd base off Little/Gushue); Contreras (10, 2nd base off Kellogg/Gushue).

<b>Iowa</b>	<b>IP</b>	<b>H</b>	<b>R</b>	<b>ER</b>	<b>BB</b>	<b>SO</b>	<b>HR</b>	<b>ERA</b>
Lugo (L, 0-1)	4.0	7	6	6	2	5	1	13.50
Little	2.0	2	0	0	1	2	0	0.00
Kellogg	1.0	0	1	0	0	0	0	3.42
Cingrani	1.0	0	0	0	0	2	0	3.60
<b>Totals</b>	<b>8.0</b>	<b>9</b>	<b>7</b>	<b>6</b>	<b>3</b>	<b>9</b>	<b>1</b>	<b>4.71</b>

<b>St. Paul</b>	<b>IP</b>	<b>H</b>	<b>R</b>	<b>ER</b>	<b>BB</b>	<b>SO</b>	<b>HR</b>	<b>ERA</b>
Sammons	4.2	4	3	3	3	2	1	5.32
Moran (W, 2-0)	2.1	1	1	1	1	3	0	3.22
Hamilton, I (S, 4)	2.0	1	0	0	1	2	0	2.74
<b>Totals</b>	<b>9.0</b>	<b>6</b>	<b>4</b>	<b>4</b>	<b>5</b>	<b>7</b>	<b>1</b>	<b>4.51</b>

Lugo pitched to 4 batters in the 5th.

**WP** : Little.

**HBP** : Larnach (by Lugo).

**Pitches-strikes** : Lugo 87-50; Little 35-19; Kellogg 15-11; Cingrani 16-10; Sammons 86-52; Moran 35-20; Hamilton, I 36-22.

**Groundouts-flyouts** : Lugo 3-2; Little 3-0; Kellogg 2-2; Cingrani 1-0; Sammons 7-4; Moran 3-1; Hamilton, I 3-1.

**Batters faced** : Lugo 22; Little 8; Kellogg 4; Cingrani 3; Sammons 21; Moran 9; Hamilton, I 8.

**Inherited runners-scored** : Little 2-2; Moran 2-0.

**Umpires** : HP: Travis Godec. 1B: Tom West. 3B: David Arrieta.

**Official Scorer** : Sarah Johnson

**Weather** : 73 degrees, Clear

**Wind** : 15 mph, Out To CF

**First pitch** : 7:10 PM

**T** : 2:58

**Att** : 7,788

**Venue** : CHS Field

**August 21, 2021**

St. Paul Saints Hitting - 2021 - Regular Season - All Players

#	Player	Team	B	AVG	G	AB	R	H	TB	2B	3B	HR	RBI	BB	IBB	SO	SB	CS	OBP	SLG	OPS	PA	SAC	SF	HBP	GIDP	E
37	Albers, A	STP	R	.500	1	2	0	1	1	0	0	0	0	0	0	0	0	0	.500	.500	1.000	2	0	0	0	0	1
2	Arraez, L	STP	L	.250	2	8	2	2	2	0	0	0	2	1	0	0	0	0	.333	.250	.583	9	0	0	0	0	0
50	Astudillo, W	STP	R	.281	22	89	13	25	34	3	0	2	8	3	1	4	3	0	.319	.382	.701	94	0	0	2	5	2
53	Bañuelos, D	STP	R	.167	16	48	6	8	12	2	1	0	2	2	0	17	0	0	.200	.250	.450	50	0	0	0	1	2
13	Blankenhorn, T	OKC	L	.000	3	3	0	0	0	0	0	0	0	0	0	2	0	0	.000	.000	.000	3	0	0	0	0	0
13	Blankenhorn, T	STP	L	.182	3	11	1	2	3	1	0	0	1	2	0	6	0	0	.308	.273	.580	13	0	0	0	0	1
13	Blankenhorn, T	SYR	L	.247	25	81	14	20	43	5	0	6	18	18	0	23	2	2	.386	.531	.917	101	0	1	1	0	0
13	Blankenhorn, T	TAC	L	.250	4	20	1	5	8	0	0	1	4	0	0	5	0	0	.250	.400	.650	20	0	0	0	0	1
13	Blankenhorn, T	4 Teams	L	.235	35	115	16	27	54	6	0	7	23	20	0	36	2	2	.350	.470	.820	137	0	1	1	0	2
9	Broxton, K	STP	R	.186	73	221	38	41	74	6	0	9	26	30	0	113	10	1	.288	.335	.623	257	0	3	3	1	1
25	Buxton, B	STP	R	.455	4	11	4	5	14	1	1	2	8	2	0	2	0	0	.467	1.273	1.739	15	0	2	0	0	0
65	Cave, J	STP	L	.367	8	30	6	11	15	1	0	1	5	5	0	10	0	1	.472	.500	.972	36	0	0	1	2	0
4	Celestino, G	STP	R	.279	17	61	9	17	32	3	0	4	15	9	0	15	1	0	.380	.525	.905	71	0	0	1	2	2
8	Contreras, M	STP	L	.272	63	224	43	61	120	19	2	12	43	16	2	74	10	3	.346	.536	.882	254	0	3	11	4	0
26	Coulombe, D	STP	L	.000	1	0	0	0	0	0	0	0	0	0	0	0	0	0	.000	.000	.000	0	0	0	0	0	0
13	Descalso, D	STP	L	.093	24	75	9	7	15	2	0	2	4	14	0	31	0	0	.244	.200	.444	90	0	0	1	3	2
8	Encarnacion, Y	STP	L	.200	11	30	1	6	7	1	0	0	2	2	0	14	0	0	.250	.233	.483	32	0	0	0	0	1
47	Garlick, K	STP	R	.286	2	7	0	2	2	0	0	0	1	1	0	1	0	0	.375	.286	.661	8	0	0	0	0	0
46	Garver, M	STP	R	.250	4	16	3	4	4	0	0	0	2	2	0	3	0	0	.368	.250	.618	19	0	0	1	1	0
1	Gordon, N	STP	L	.282	18	71	11	20	31	0	1	3	9	6	0	12	7	2	.338	.437	.774	77	0	0	0	1	4
27	Jeffers, R	STP	R	.217	24	83	13	18	37	4	0	5	16	16	0	26	0	0	.340	.446	.786	103	0	3	1	4	1
21	Johnson, S	STP	L	.238	40	130	17	31	50	6	2	3	19	23	0	44	1	1	.357	.385	.742	154	0	0	1	1	3
38	Kepler, M	STP	L	.091	3	11	0	1	1	0	0	0	0	0	0	1	0	0	.091	.091	.182	11	0	0	0	1	0
31	Kerrigan, J	STP	R	.268	77	239	44	64	125	10	0	17	41	29	2	86	4	1	.359	.523	.882	276	0	2	6	8	1
11	Kirilloff, A	STP	L	.500	2	6	2	3	9	0	0	2	3	0	0	2	0	0	.500	1.500	2.000	6	0	0	0	0	0
19	Larnach, T	STP	L	.188	9	32	11	6	16	1	0	3	6	4	0	14	0	0	.333	.500	.833	39	0	0	3	2	0
	Lin, T	STP	L	.269	7	26	8	7	8	1	0	0	4	4	0	8	3	0	.367	.308	.674	30	0	0	0	0	1
11	Maggi, D	STP	R	.241	70	232	43	56	105	11	1	12	34	29	0	83	11	2	.349	.453	.802	272	0	1	10	6	6
66	Miranda, J	STP	R	.340	47	197	43	67	118	15	0	12	34	18	1	32	0	1	.402	.599	1.001	219	0	1	3	5	8
4	Ozoria, D	STP	S	.000	3	3	0	0	0	0	0	0	0	0	0	1	0	0	.000	.000	.000	3	0	0	0	0	0
56	Peña, R	STP	R	.202	27	84	5	17	27	4	0	2	11	7	0	12	0	0	.269	.321	.590	93	0	1	1	5	3
62	Refsnyder, R	STP	R	.318	18	66	13	21	41	5	0	5	14	12	0	13	0	0	.425	.621	1.046	80	0	1	1	2	0
12	Riddle, J	STP	L	.191	76	272	33	52	81	10	2	5	28	20	1	55	3	2	.257	.298	.554	300	0	3	5	6	7
19	Rooker, B	STP	R	.245	62	220	40	54	124	8	1	20	49	38	2	80	1	2	.367	.564	.931	267	0	3	6	7	1
2	Rortvedt, B	STP	L	.245	26	94	16	23	40	5	0	4	17	6	0	24	0	0	.301	.426	.726	103	0	1	2	2	1
63	Stankiewicz, D	STP	S	.242	20	66	8	16	24	5	0	1	6	10	0	15	1	0	.342	.364	.706	76	0	0	0	1	1
18	Telis, T	STP	S	.297	68	279	37	83	118	6	1	9	38	17	0	39	5	1	.341	.423	.764	299	0	1	2	4	3
23	Tomscha, D	STP	R	.233	60	206	25	48	85	10	0	9	26	18	0	58	0	1	.310	.413	.723	229	0	0	5	3	2
	Wiel, Z	STP	R	.250	2	8	0	2	2	0	0	0	0	0	0	3	0	0	.250	.250	.500	8	0	0	0	0	1
	<b>STP</b>			<b>.247</b>	<b>95</b>	<b>3158</b>	<b>504</b>	<b>781</b>	<b>1377</b>	<b>140</b>	<b>12</b>	<b>144</b>	<b>474</b>	<b>346</b>	<b>9</b>	<b>898</b>	<b>60</b>	<b>18</b>	<b>.332</b>	<b>.436</b>	<b>.768</b>	<b>3595</b>	<b>0</b>	<b>25</b>	<b>66</b>	<b>77</b>	<b>66</b>
	<b>OPP</b>			<b>.248</b>	<b>95</b>	<b>3210</b>	<b>456</b>	<b>795</b>	<b>1295</b>	<b>169</b>	<b>14</b>	<b>101</b>	<b>439</b>	<b>354</b>	<b>0</b>	<b>867</b>	<b>65</b>	<b>20</b>	<b>.331</b>	<b>.403</b>	<b>.735</b>	<b>3656</b>	<b>14</b>	<b>19</b>	<b>56</b>	<b>53</b>	

St. Paul Saints Pitching - 2021 - Regular Season - All Players

#	Player	Team	T	W	L	ERA	G	GS	CG	SHO	GF	HLD	SV	SVO	IP	H	R	ER	HR	HB	BB	IBB	SO	AVG	WP	BK	GIDP	TBF
37	Albers, A	STP	L	6	4	3.86	16	15	0	0	0	0	0	0	91.0	109	49	39	12	4	9	0	78	.288	3	1	4	394
41	Anderson, S	ELP	R	1	0	5.68	4	0	0	0	0	0	0	1	6.1	7	4	4	1	0	2	0	10	.269	2	0	0	28
41	Anderson, S	RR	R	0	0	0.00	2	0	0	0	0	1	0	0	3.0	0	0	0	0	0	1	0	4	.000	0	0	0	10
41	Anderson, S	STP	R	1	0	0.00	5	0	0	0	0	2	0	0	6.0	2	0	0	0	0	3	0	5	.105	0	0	1	22
41	Anderson, S	3 Teams	R	2	0	2.35	11	0	0	0	0	3	0	1	15.1	9	4	4	1	0	6	0	19	.167	2	0	1	60
25	Barnes, C	STP	L	5	3	4.24	13	13	0	0	0	0	0	0	63.2	63	33	30	6	6	23	0	54	.257	1	1	5	277
41	Barraclough, K	STP	R	3	1	2.86	18	0	0	0	5	2	0	3	22.0	12	7	7	4	1	10	0	31	.160	1	0	0	87
41	Barraclough, K	SWB	R	4	0	3.21	11	0	0	0	1	2	0	0	14.0	5	5	5	2	0	11	0	24	.114	3	0	1	55
41	Barraclough, K	2 Teams	R	7	1	3.00	29	0	0	0	6	4	0	3	36.0	17	12	12	6	1	21	0	55	.143	4	0	1	142
67	Burrows, B	STP	R	1	0	2.93	6	3	0	0	0	1	0	0	15.1	12	5	5	0	2	6	0	12	.214	2	0	0	65
67	Burrows, B	TOL	R	1	1	6.23	9	1	0	0	0	2	0	0	17.1	21	12	12	4	0	6	0	17	.296	1	0	0	78
67	Burrows, B	2 Teams	R	2	1	4.68	15	4	0	0	0	3	0	0	32.2	33	17	17	4	2	12	0	29	.260	3	0	0	143
16	Cano, Y	STP	R	2	2	4.11	19	1	0	0	7	4	1	3	30.2	33	15	14	3	2	15	0	35	.282	0	1	2	138
26	Coulombe, D	STP	L	1	1	1.77	14	0	0	0	7	3	2	3	20.1	16	6	4	1	0	3	0	27	.211	0	0	1	79
59	Dobnak, R	STP	R	0	1	3.38	3	3	0	0	0	0	0	0	13.1	10	5	5	0	1	6	0	11	.213	0	0	3	54
46	Duran, J	STP	R	0	3	5.06	5	4	0	0	0	0	0	0	16.0	16	9	9	1	0	13	0	22	.258	5	0	2	75
16	Farrell, L	STP	R	0	0	1.93	3	0	0	0	0	0	0	0	4.2	2	1	1	0	1	2	0	9	.133	0	0	0	19
65	García, E	LOU	R	2	0	3.38	24	0	0	0	7	0	1	1	24.0	17	9	9	0	2	13	0	29	.205	5	0	4	98
65	García, E	STP	R	2	0	0.00	4	0	0	0	2	0	0	0	5.0	2	0	0	0	1	1	0	6	.125	1	0	0	18
65	García, E	2 Teams	R	4	0	2.79	28	0	0	0	9	0	1	1	29.0	19	9	9	0	3	14	0	35	.192	6	0	4	116
40	Garza Jr., R	STP	R	0	0	7.36	3	0	0	0	1	0	1	1	3.2	3	3	3	1	1	2	0	5	.214	0	0	0	17
40	Garza Jr., R	SUG	R	2	0	1.26	10	0	0	0	3	2	0	0	14.1	5	2	2	2	1	8	0	17	.104	1	0	0	58
40	Garza Jr., R	2 Teams	R	2	0	2.50	13	0	0	0	4	2	1	1	18.0	8	5	5	3	2	10	0	22	.129	1	0	0	75
57	Gibaut, I	STP	R	1	3	7.38	26	1	0	0	9	1	0	1	39.0	52	32	32	5	2	19	0	44	.317	3	0	4	186
38	Hackimer, T	STP	R	0	0	16.20	6	0	0	0	2	1	1	1	5.0	6	9	9	0	3	15	0	7	.300	1	0	1	38
38	Hackimer, T	SYR	R	0	0	0.00	7	0	0	0	4	1	3	3	8.0	0	0	0	0	3	4	0	11	.000	0	0	1	31
38	Hackimer, T	2 Teams	R	0	0	6.23	13	0	0	0	6	2	4	4	13.0	6	9	9	0	6	19	0	18	.136	1	0	2	69
44	Hamilton, I	STP	R	4	2	2.74	30	3	0	0	9	2	4	5	49.1	30	18	15	4	2	29	0	67	.178	8	0	4	204
45	Harvey, J	ABQ	R	0	0	6.63	15	0	0	0	6	5	0	0	13.2	12	4	4	2	0	9	0	20	.245	0	0	1	58
45	Harvey, J	STP	R	0	1	18.00	4	0	0	0	2	0	0	1	3.0	6	6	6	2	0	6	0	4	.429	1	0	0	21
45	Harvey, J	2 Teams	R	0	1	5.40	19	0	0	0	8	5	0	1	16.2	18	10	10	4	0	15	0	24	.286	1	0	1	79
48	Jax, G	STP	R	4	1	3.76	8	8	0	0	0	0	0	0	40.2	37	17	17	2	0	16	0	36	.242	0	0	0	170
54	Law, D	STP	R	0	0	4.61	11	0	0	0	7	0	4	5	13.2	17	7	7	1	0	4	0	12	.304	1	0	0	60
36	Leyer, R	STP	R	1	2	6.62	25	1	0	0	7	1	0	2	34.0	30	26	25	8	3	21	0	40	.231	1	0	1	155
99	Maeda, K	STP	R	0	0	2.25	1	1	0	0	0	0	0	0	4.0	1	1	1	1	0	1	0	5	.077	0	0	0	14
38	Mason, R	STP	R	1	0	6.30	7	0	0	0	2	1	0	0	10.0	10	7	7	1	2	5	0	15	.250	0	0	0	47
32	Minaya, J	STP	R	2	3	3.41	17	0	0	0	2	1	0	1	29.0	29	14	11	3	4	15	0	37	.254	6	0	4	135
64	Moran, J	STP	L	2	0	3.22	11	0	0	0	1	0	1	3	22.1	9	8	8	2	1	10	0	33	.120	1	1	1	86
16	Mullenbach, M	STP	R	0	0	0.00	1	0	0	0	1	0	0	0	2.0	2	0	0	0	0	1	0	0	.250	0	0	0	9
52	Nunn, C	STP	L	0	0	0.00	4	0	0	0	1	1	0	0	4.2	2	0	0	0	0	3	0	4	.125	0	0	0	19
20	Ober, B	STP	R	1	0	1.80	4	4	0	0	0	0	0	0	16.0	13	5	5	0	0	5	0	21	.217	0	0	1	65
58	Pineda, M	STP	R	0	1	9.00	1	1	0	0	0	0	0	0	4.0	4	5	4	0	0	3	0	1	.267	1	0	0	20
20	Ryan, J	DUR	R	4	3	3.63	12	11	0	0	0	0	0	0	57.0	35	25	23	8	3	10	0	75	.175	3	0	4	215
20	Ryan, J	STP	R	0	0	2.25	1	1	0	0	0	0	0	0	4.0	1	1	1	1	0	1	0	9	.071	0	0	0	15
20	Ryan, J	2 Teams	R	4	3	3.54	13	12	0	0	0	0	0	0	61.0	36	26	24	9	3	11	0	84	.168	3	0	4	230
45	Sammons, B	STP	L	0	1	5.32	6	3	0	0	0	0	0	0	23.2	20	14	14	3	1	18	0	13	.235	3	0	2	107
39	Shepherd, C	STP	R	6	5	5.82	18	16	0	0	0	0	0	0	82.0	113	58	53	16	1	21	0	52	.330	3	0	10	367
27	Shoemaker, M	SAC	R	1	2	9.45	3	2	0	0	1	0	0	1	13.1	22	14	14	5	2	2	0	11	.373	1	0	1	63
27	Shoemaker, M	STP	R	1	0	1.80	4	3	0	0	0	0	0	0	20.0	12	4	4	1	2	8	0	17	.182	2	0	1	78
27	Shoemaker, M	2 Teams	R	2	2	4.86	7	5	0	0	1	0	0	1	33.1	34	18	18	6	4	10	0	28	.272	3	0	2	141
38	Sparkman, G	STP	R	0	0	3.00	2	0	0	0	0	0	0	0	3.0	2	1	1	1	0	0	0	6	.182	0	0	0	11
63	Stankiewicz, D	STP	R	0	0	18.00	1	0	0	0	1	0	0	0	1.0	4	3	2	1	0	0	0	1	.500	0	0	0	8
40	Stashak, C	STP	R	0	0	0.00	2	0	0	0	1	0	0	0	2.1	2	0	0	0	0	0	0	3	.222	0	0	0	9
26	Strotman, D	DUR	R	7	2	3.39	13	12	0	0	0	0	0	1	58.1	50	25	22	3	1	33	0	62	.235	2	0	7	251
26	Strotman, D	STP	R	0	1	5.85	4	4	0	0	0	0	0	0	20.0	21	13	13	4	1	8	0	14	.269	0	0	2	88
26	Strotman, D	2 Teams	R	7	3	4.02	17	16	0	0	0	0	0	1	78.1	71	38	35	7	2	41	0	76	.244	2	0	9	339
43	Thorpe, L	STP	L	1	2	4.76	6	2	0	0	0	2	0	1	17.0	12	9	9	1	1	7	0	12	.190	0	0	2	71
55	Vasquez, A	STP	L	4	0	4.06	31	0	0	0	11	3	0	1	37.2	20	21	17	5	11	22	0	63	.150	1	0	0	166
13	Vincent, N	RR	R	0	0	4.11	15	0	0	0	3	3	0	0	15.1	18	10	7	1	0	7	0	22	.273	1	0	0	74
13	Vincent, N	STP	R	3	1	5.31	15	0	0	0	13	0	6	8	20.1	20	13	12	4	2	6	0	24	.247	0	1	0	90
13	Vincent, N	2 Teams	R	3	1	4.79	30	0	0	0	16	3	6	8	35.2	38	23	19	5	2	13	0	46	.259	1	1	0	164
52	Whalen, R	STP	R	0	4	8.59	10	4	0	0	4	0	2	2	22.0	26	22	21	3	1	14	0	17</					

Triple-A East Standings - 2021 - Regular Season

<b>AAA-E Northeast</b>	<b>W</b>	<b>L</b>	<b>PCT</b>	<b>GB</b>	<b>L10</b>	<b>STRK</b>	<b>HOME</b>	<b>ROAD</b>	<b>RS</b>	<b>RA</b>	<b>DIFF</b>
Buffalo	55	36	.604	-	6-4	L1	34-14	21-22	447	338	109
Scranton/WB	55	37	.598	0.5	5-5	L1	26-20	29-17	495	379	116
Worcester	49	46	.516	8.0	3-7	W1	28-25	21-21	439	478	-39
Lehigh Valley	42	51	.452	14.0	3-7	L3	22-20	20-31	421	477	-56
Rochester	39	52	.429	16.0	6-4	W3	22-22	17-30	408	455	-47
Syracuse	37	55	.402	18.5	8-2	W1	17-27	20-28	443	526	-83
<b>AAA-E Southeast</b>	<b>W</b>	<b>L</b>	<b>PCT</b>	<b>GB</b>	<b>L10</b>	<b>STRK</b>	<b>HOME</b>	<b>ROAD</b>	<b>RS</b>	<b>RA</b>	<b>DIFF</b>
Durham	61	33	.649	-	6-4	W4	36-16	25-17	542	356	186
Gwinnett	55	40	.579	6.5	8-2	W5	30-18	25-22	504	398	106
Jacksonville	52	43	.547	9.5	4-6	L4	25-23	27-20	427	446	-19
Nashville	51	44	.537	10.5	2-8	L1	29-19	22-25	469	447	22
Memphis	45	50	.474	16.5	5-5	W1	26-21	19-29	411	492	-81
Norfolk	39	54	.419	21.5	6-4	L1	23-18	16-36	399	481	-82
Charlotte	35	59	.372	26.0	5-5	W1	20-27	15-32	465	552	-87
<b>AAA-E Midwest</b>	<b>W</b>	<b>L</b>	<b>PCT</b>	<b>GB</b>	<b>L10</b>	<b>STRK</b>	<b>HOME</b>	<b>ROAD</b>	<b>RS</b>	<b>RA</b>	<b>DIFF</b>
St. Paul	53	42	.558	-	8-2	W3	30-23	23-19	504	456	48
Toledo	52	42	.553	0.5	5-5	L2	31-16	21-26	495	421	74
Omaha	50	43	.538	2.0	3-7	W1	27-19	23-24	496	506	-10
Indianapolis	45	49	.479	7.5	3-7	W2	23-19	22-30	427	452	-25
Columbus	44	49	.473	8.0	7-3	L1	22-25	22-24	447	520	-73
Iowa	40	54	.426	12.5	4-6	L3	19-28	21-26	440	474	-34
Louisville	37	57	.394	15.5	4-6	L5	19-27	18-30	377	402	-25

**Wichita Wind Surge (56-39) 2, Springfield Cardinals (35-60) 0**  
**Aug 21st, 2021**

	<b>1</b>	<b>2</b>	<b>3</b>	<b>4</b>	<b>5</b>	<b>6</b>	<b>7</b>	<b>8</b>	<b>9</b>	<b>R</b>	<b>H</b>	<b>E</b>
<b>Wichita</b>	0	0	0	0	0	0	0	1	1	2	4	0
<b>Springfield</b>	0	0	0	0	0	0	0	0	0	0	5	1

<b>Wichita</b>	<b>AB</b>	<b>R</b>	<b>H</b>	<b>RBI</b>	<b>BB</b>	<b>SO</b>	<b>LOB</b>	<b>AVG</b>	<b>Springfield</b>	<b>AB</b>	<b>R</b>	<b>H</b>	<b>RBI</b>	<b>BB</b>	<b>SO</b>	<b>LOB</b>	<b>AVG</b>
Martin, SS	4	0	1	1	0	0	0	.250	Pérez, D, SS	4	0	2	0	1	1	0	.278
Boyd, LF	4	0	1	0	0	1	1	.313	Plummer, CF	1	0	0	0	3	0	1	.277
Morales, 1B	2	0	1	0	0	0	1	.315	Herrera, C	4	0	0	0	0	1	5	.227
Cabrera, L, RF	3	1	0	0	1	1	3	.255	Redmond, LF	4	0	1	0	0	1	1	.308
Palacios, 2B	4	0	0	0	0	2	3	.264	Rodriguez, Julio E., 1B	4	0	0	0	0	3	1	.254
Bechtold, 3B	4	0	1	1	0	2	2	.237	Dunn, 2B	1	0	0	0	3	0	0	.245
Whitefield, CF	4	0	0	0	0	3	1	.262	Nunez, DH	4	0	2	0	0	0	2	.224
Cabbage, DH	2	1	0	0	1	2	0	.244	Koperniak, RF	4	0	0	0	0	3	4	.156
Hamilton, C, C	3	0	0	0	0	1	1	.200	Lopez, I, 3B	4	0	0	0	0	0	0	.190
Balazovic, P	0	0	0	0	0	0	0	.000	Robles, D, P	0	0	0	0	0	0	0	.000
Lau, P	0	0	0	0	0	0	0	.000	Santos, R, P	0	0	0	0	0	0	0	.000
Manoah Jr., P	0	0	0	0	0	0	0	.000	Bosiokovic, P	0	0	0	0	0	0	0	.000
<b>Totals</b>	<b>30</b>	<b>2</b>	<b>4</b>	<b>2</b>	<b>2</b>	<b>12</b>	<b>12</b>	<b>.260</b>	<b>Totals</b>	<b>30</b>	<b>0</b>	<b>5</b>	<b>0</b>	<b>7</b>	<b>9</b>	<b>14</b>	<b>.252</b>

**BATTING**

**2B** : Morales (9, Santos, R).  
**TB** : Bechtold; Boyd; Martin; Morales 2.  
**RBI** : Bechtold (40); Martin (8).  
**2-out RBI** : Bechtold; Martin.  
**Runners left in scoring position, 2 out** : Bechtold.  
**GIDP** : Cabrera, L.  
**Team RISP** : 2-for-6.  
**Team LOB** : 5.

**BASERUNNING**

**SB** : Cabrera, L (2, 2nd base off BosioKovic/Herrera).

**FIELDING**

**DP** : 2 (Bechtold-Morales; Morales-Martin).

**BATTING**

**2B** : Pérez, D (9, Balazovic).  
**TB** : Nunez 2; Pérez, D 3; Redmond.  
**Runners left in scoring position, 2 out** : Koperniak 2; Redmond; Herrera.  
**GIDP** : Herrera; Plummer.  
**Team RISP** : 1-for-5.  
**Team LOB** : 10.

**BASERUNNING**

**SB** : Pérez, D (21, 2nd base off Lau/Hamilton, C).

**FIELDING**

**E** : BosioKovic (3, pickoff).  
**DP** : (Pérez, D-Dunn-Rodriguez, Julio E.).

<b>Wichita</b>	<b>IP</b>	<b>H</b>	<b>R</b>	<b>ER</b>	<b>BB</b>	<b>SO</b>	<b>HR</b>	<b>ERA</b>	<b>Springfield</b>	<b>IP</b>	<b>H</b>	<b>R</b>	<b>ER</b>	<b>BB</b>	<b>SO</b>	<b>HR</b>	<b>ERA</b>
Balazovic	6.0	4	0	0	5	6	0	3.42	Robles, D	3.0	1	0	0	0	5	0	6.29
Lau (W, 3-0)	2.0	1	0	0	2	2	0	6.00	Santos, R (L, 5-4)	4.1	1	1	0	2	4	0	2.86
Manoah Jr. (S, 1)	1.0	0	0	0	0	1	0	7.71	BosioKovic	1.2	2	1	1	0	3	0	4.37
<b>Totals</b>	<b>9.0</b>	<b>5</b>	<b>0</b>	<b>0</b>	<b>7</b>	<b>9</b>	<b>0</b>	<b>4.41</b>	<b>Totals</b>	<b>9.0</b>	<b>4</b>	<b>2</b>	<b>1</b>	<b>2</b>	<b>12</b>	<b>0</b>	<b>6.02</b>

**HBP** : Morales 2 (by Santos, R, by BosioKovic).  
**Pitches-strikes** : Balazovic 96-57; Lau 33-19; Manoah Jr. 11-8; Robles, D 33-24; Santos, R 61-37; BosioKovic 30-20.  
**Groundouts-flyouts** : Balazovic 7-1; Lau 2-0; Manoah Jr. 0-0; Robles, D 3-1; Santos, R 5-2; BosioKovic 2-0.  
**Batters faced** : Balazovic 25; Lau 9; Manoah Jr. 3; Robles, D 10; Santos, R 16; BosioKovic 8.  
**Inherited runners-scored** : BosioKovic 1-1.  
**Umpires** : HP: Tanner Dobson. 1B: Chris Presley-Murphy. 3B: Mike Carroll.  
**Official Scorer** : Mark Stillwell  
**Weather** : 83 degrees, Overcast  
**Wind** : 7 mph, L To R  
**First pitch** : 6:07 PM  
**T** : 2:44  
**Att** : 4,548  
**Venue** : Hammons Field  
**August 21, 2021**

Wichita Wind Surge Hitting - 2021 - Regular Season - All Players

#	Player	Team	B	AVG	G	AB	R	H	TB	2B	3B	HR	RBI	BB	IBB	SO	SB	CS	OBP	SLG	OPS	PA	SAC	SF	HBP	GIDP	E
9	Bañuelos, D	WCH	R	.185	15	54	7	10	12	2	0	0	4	3	0	19	0	0	.237	.222	.460	59	0	1	1	1	1
5	Bechtold, A	WCH	R	.237	83	304	48	72	137	20	0	15	40	39	0	114	1	1	.326	.451	.776	347	0	2	2	5	7
45	Boyd, B	WCH	L	.313	65	256	48	80	139	12	1	15	60	21	1	49	8	0	.369	.543	.912	282	0	2	3	4	2
9	Burt, D	AMA	R	.200	11	35	3	7	8	1	0	0	0	4	0	12	2	1	.282	.229	.511	39	0	0	0	0	1
9	Burt, D	WCH	R	.340	31	94	20	32	42	5	1	1	10	20	0	21	12	5	.452	.447	.899	116	1	1	0	3	2
9	Burt, D	2 Teams	R	.302	42	129	23	39	50	6	1	1	10	24	0	33	14	6	.409	.388	.797	155	1	1	0	3	3
12	Cabbage, T	WCH	L	.244	45	172	27	42	90	7	1	13	32	19	0	81	1	0	.321	.523	.844	193	0	1	1	0	2
17	Cabrera, L	WCH	R	.255	33	106	23	27	52	4	0	7	21	17	1	40	2	1	.355	.491	.845	125	1	1	0	6	2
1	Celestino, G	WCH	R	.250	21	84	10	21	32	5	0	2	7	11	0	24	0	1	.344	.381	.725	96	0	0	1	1	0
1	Contreras, M	WCH	L	.269	19	67	10	18	30	4	1	2	11	9	0	22	3	0	.355	.448	.803	76	0	0	0	1	0
15	De La Trinidad, E	WCH	L	.275	64	233	34	64	99	10	2	7	34	16	0	60	1	2	.352	.425	.777	267	0	2	13	0	2
12	Encarnacion, Y	WCH	L	.125	14	48	5	6	7	1	0	0	7	6	0	16	2	1	.218	.146	.364	55	0	1	0	1	2
20	Garland, N	WCH	R	.200	4	10	1	2	5	0	0	1	1	0	0	5	0	0	.200	.500	.700	10	0	0	0	0	0
8	Hamilton, C	WCH	R	.200	63	190	23	38	69	8	1	7	26	40	0	75	4	1	.339	.363	.702	233	0	2	1	4	9
21	Johnson, S	WCH	L	.107	11	28	6	3	5	2	0	0	3	6	0	7	1	0	.306	.179	.484	36	0	0	2	1	0
8	Kerrigan, J	WCH	R	.125	2	8	0	1	3	0	1	0	0	0	0	3	0	0	.125	.375	.500	8	0	0	0	0	0
50	Lau, A	WCH	R	.000	1	0	0	0	0	0	0	0	0	0	0	0	0	0	.000	.000	.000	0	0	0	0	0	0
20	Martin, A	NH	R	.281	55	196	43	55	75	10	2	2	16	37	0	53	9	3	.424	.383	.807	250	0	3	14	1	10
20	Martin, A	WCH	R	.250	16	56	12	14	20	3	0	1	8	12	0	12	2	0	.447	.357	.804	76	0	0	8	1	4
20	Martin, A	2 Teams	R	.274	71	252	55	69	95	13	2	3	24	49	0	65	11	3	.429	.377	.806	326	0	3	22	2	14
22	Miranda, J	WCH	R	.345	47	194	36	67	114	8	0	13	38	17	2	25	4	2	.408	.588	.996	218	0	2	5	5	4
11	Mooney, P	WCH	L	.163	36	129	11	21	29	0	1	2	12	14	0	31	1	1	.245	.225	.470	143	0	0	0	3	3
25	Morales, R	WCH	R	.315	63	238	32	75	89	9	1	1	27	27	0	32	3	4	.391	.374	.765	271	0	2	4	13	6
4	Palacios, J	WCH	R	.264	87	329	58	87	156	15	0	18	47	41	0	84	14	6	.352	.474	.826	379	1	3	5	9	12
20	Santiago, W	WCH	L	.218	18	55	6	12	18	3	0	1	6	2	0	6	0	0	.246	.327	.573	57	0	0	0	0	2
22	Steer, S	WCH	R	.250	42	164	33	41	86	7	1	12	29	11	1	46	1	0	.311	.524	.836	183	0	3	5	3	5
21	Tomscha, D	WCH	R	.250	5	16	4	4	5	1	0	0	3	2	0	6	1	0	.368	.313	.681	19	0	0	1	1	0
2	Whitefield, A	WCH	R	.262	89	324	53	85	119	8	4	6	47	34	1	89	26	10	.329	.367	.696	367	1	6	1	7	3
1	Williams, C	WCH	R	.254	20	67	12	17	33	5	1	3	14	11	0	24	0	0	.358	.493	.851	81	0	2	1	0	2
<b>WCH</b>				<b>.260</b>	<b>95</b>	<b>3226</b>	<b>519</b>	<b>839</b>	<b>1391</b>	<b>139</b>	<b>16</b>	<b>127</b>	<b>487</b>	<b>378</b>	<b>6</b>	<b>891</b>	<b>87</b>	<b>35</b>	<b>.345</b>	<b>.431</b>	<b>.776</b>	<b>3697</b>	<b>4</b>	<b>31</b>	<b>54</b>	<b>69</b>	<b>83</b>
<b>OPP</b>				<b>.238</b>	<b>95</b>	<b>3176</b>	<b>463</b>	<b>756</b>	<b>1234</b>	<b>106</b>	<b>15</b>	<b>114</b>	<b>429</b>	<b>419</b>	<b>2</b>	<b>988</b>	<b>94</b>	<b>36</b>	<b>.335</b>	<b>.389</b>	<b>.724</b>	<b>3678</b>	<b>6</b>	<b>18</b>	<b>55</b>	<b>58</b>	

Wichita Wind Surge Pitching - 2021 - Regular Season - All Players

#	Player	Team	T	W	L	ERA	G	GS	CG	SHO	GF	HLD	SV	SVO	IP	H	R	ER	HR	HB	BB	IBB	SO	AVG	WP	BK	GIDP	TBF	
31	Balazovic, J	WCH	R	4	2	3.42	15	15	0	0	0	0	0	0	71.0	70	34	27	8	5	29	0	78	.250	3	0	6	315	
38	Beck, T	WCH	R	1	1	2.79	2	1	0	0	1	0	0	0	9.2	8	4	3	1	0	5	0	11	.229	0	0	0	40	
30	Cano, Y	WCH	R	3	1	1.47	12	0	0	0	9	0	1	2	18.1	17	7	3	1	1	5	1	28	.227	0	0	1	81	
44	Chalmers, D	TNS	R	2	2	4.29	11	10	0	0	0	1	0	0	42.0	31	20	20	4	3	22	0	39	.200	3	0	2	180	
44	Chalmers, D	WCH	R	0	0	9.49	5	2	0	0	0	0	0	1	12.1	10	15	13	5	1	15	0	13	.217	0	0	1	63	
44	Chalmers, D	2 Teams	R	2	2	5.47	16	12	0	0	0	1	0	1	54.1	41	35	33	9	4	37	0	52	.204	3	0	3	243	
12	Cheshire, J	WCH	R	0	0	4.50	2	0	0	0	1	0	0	0	2.0	4	1	1	0	0	3	0	2	.500	0	0	0	11	
48	Faucher, C	MTG	R	0	0	0.00	2	0	0	0	1	0	1	1	4.2	2	0	0	0	0	0	0	4	.125	0	0	0	16	
48	Faucher, C	WCH	R	1	1	7.04	19	0	0	0	3	2	1	1	30.2	39	29	24	6	1	24	0	42	.310	4	0	4	152	
48	Faucher, C	2 Teams	R	1	1	6.11	21	0	0	0	4	2	2	2	35.1	41	29	24	6	1	24	0	46	.289	4	0	4	168	
30	Funderburk, K	WCH	L	1	0	0.00	1	0	0	0	0	0	0	0	5.0	4	1	0	0	0	2	0	5	.235	0	0	3	19	
21	Garcia, J	WCH	R	1	2	5.40	10	5	0	0	2	0	0	0	25.0	30	17	15	3	4	17	0	30	.300	1	0	3	122	
46	Gilmartin, S	WCH	L	1	0	12.27	3	0	0	0	0	0	0	0	3.2	5	5	5	0	0	4	0	5	.294	0	0	0	21	
11	Gore, J	WCH	R	2	1	2.16	12	0	0	0	9	3	2	3	16.2	11	4	4	1	1	7	0	19	.186	2	0	1	67	
17	Hackimer, T	BNG	R	0	1	5.14	9	0	0	0	6	1	1	3	14.0	10	8	8	1	5	5	0	16	.200	1	0	2	60	
17	Hackimer, T	WCH	R	2	0	0.00	4	0	0	0	1	1	0	0	7.1	5	0	0	0	0	2	1	0	11	.200	0	0	0	28
17	Hackimer, T	2 Teams	R	2	1	3.38	13	0	0	0	7	2	1	3	21.1	15	8	8	1	7	6	0	27	.200	1	0	2	88	
46	Koch, B	WCH	R	1	0	4.73	9	0	0	0	2	1	1	2	13.1	13	9	7	2	3	6	0	14	.260	1	0	2	60	
33	Kuzia, J	FRI	R	1	1	40.50	3	0	0	0	0	0	0	0	2.0	6	9	9	0	1	6	1	0	.545	0	0	1	18	
33	Kuzia, J	WCH	R	0	0	9.00	6	0	0	0	3	1	0	0	5.0	5	5	5	1	2	5	0	6	.263	1	0	0	26	
33	Kuzia, J	2 Teams	R	1	1	18.00	9	0	0	0	3	1	0	0	7.0	11	14	14	1	3	11	1	6	.367	1	0	1	44	
50	Lau, A	POR	R	1	0	4.50	7	0	0	0	1	0	0	0	8.0	8	5	4	2	0	3	0	10	.258	0	0	0	34	
50	Lau, A	WCH	R	3	0	6.00	17	2	0	0	6	0	0	2	27.0	27	18	18	6	3	12	0	25	.250	1	0	1	123	
50	Lau, A	2 Teams	R	4	0	5.66	24	2	0	0	7	0	0	2	35.0	35	23	22	8	3	15	0	35	.252	1	0	1	157	
35	Lujan, H	WCH	R	3	1	3.46	13	0	0	0	3	1	0	0	26.0	17	10	10	6	2	8	0	26	.183	1	1	1	103	
44	Manoah Jr., E	WCH	R	0	0	7.71	4	0	0	0	3	0	1	1	4.2	3	4	4	2	0	4	0	7	.176	3	0	0	21	
39	Mason, R	WCH	R	3	2	2.29	25	0	0	0	16	0	6	6	35.1	31	14	9	3	4	18	0	38	.230	3	0	1	158	
41	Milbrath, J	WCH	R	0	0	10.00	6	0	0	0	1	0	0	1	9.0	8	11	10	0	0	14	0	12	.242	4	0	0	47	
	Mitchell, J	WCH	L	1	1	4.05	4	0	0	0	3	0	1	1	6.2	6	5	3	1	0	1	0	4	.231	0	0	0	28	
25	Morales, R	WCH	R	0	0	0.00	1	0	0	0	1	0	0	0	0.1	1	0	0	0	0	0	0	0	.500	0	0	0	2	
18	Moran, J	WCH	L	2	1	1.91	20	0	0	0	7	2	2	2	37.2	14	8	8	3	0	14	0	64	.112	1	0	2	139	
13	Neff, Z	WCH	L	7	3	3.53	25	0	0	0	8	1	2	3	43.1	30	18	17	6	2	12	0	49	.188	3	1	1	177	
18	Nunn, C	MIS	L	0	2	4.24	14	0	0	0	3	3	1	1	17.0	10	8	8	2	1	12	0	26	.172	3	0	1	72	
18	Nunn, C	WCH	L	0	0	4.91	5	0	0	0	3	0	1	2	7.1	6	4	4	1	0	7	0	10	.222	1	0	0	34	
18	Nunn, C	2 Teams	L	0	2	4.44	19	0	0	0	6	3	2	3	24.1	16	12	12	3	1	19	0	36	.188	4	0	1	106	
51	Osnowitz, M	AMA	R	0	1	2.16	8	0	0	0	2	0	0	0	8.1	5	2	2	2	1	5	0	10	.179	0	0	2	34	
51	Osnowitz, M	WCH	R	1	1	4.67	10	0	0	0	2	3	0	1	17.1	19	10	9	1	0	17	1	21	.292	1	0	4	83	
51	Osnowitz, M	2 Teams	R	1	2	3.86	18	0	0	0	4	3	0	1	25.2	24	12	11	3	1	22	1	31	.258	1	0	6	117	
40	Phillips, A	WCH	R	2	4	5.87	27	0	0	0	9	4	1	4	46.0	48	31	30	9	2	12	0	50	.261	2	0	2	199	
47	Rozek, A	WCH	L	1	0	0.00	1	0	0	0	0	0	0	0	3.0	2	0	0	0	0	0	0	2	.200	0	0	0	10	
57	Salinas, J	WCH	R	0	0	7.36	13	0	0	0	2	1	1	1	18.1	18	15	15	6	2	21	0	15	.261	0	0	3	92	
36	Sammons, B	WCH	L	3	4	6.44	14	12	0	0	0	0	0	0	58.2	51	43	42	13	5	29	0	67	.236	5	0	3	254	
26	Sands, C	WCH	R	2	1	2.93	14	13	0	0	0	0	0	0	55.1	41	22	18	6	5	24	0	75	.202	0	0	3	235	
24	Schulfer, A	WCH	R	4	7	4.36	19	19	0	0	0	0	0	0	86.2	87	50	42	6	7	36	0	81	.260	8	0	12	382	
39	Sisk, E	SPR	L	2	0	3.60	16	0	0	0	4	2	1	3	20.0	19	12	8	2	5	12	1	28	.244	1	0	0	96	
39	Sisk, E	WCH	L	0	1	6.30	6	0	0	0	0	3	0	1	10.0	15	9	7	2	1	9	0	9	.349	0	0	1	54	
39	Sisk, E	2 Teams	L	2	1	4.50	22	0	0	0	4	5	1	4	30.0	34	21	15	4	6	21	1	37	.281	1	0	1	150	
32	Vallimont, C	WCH	R	4	5	5.87	16	16	0	0	0	0	0	0	69.0	68	46	45	9	1	47	0	102	.257	6	1	2	315	
38	Whalen, R	WCH	R	0	0	9.00	1	0	0	0	0	0	0	0	2.0	2	2	2	1	1	1	0	2	.286	0	0	0	9	
36	Winder, J	WCH	R	3	0	1.98	10	10	0	0	0	0	0	0	54.2	41	12	12	5	0	10	0	65	.208	2	0	1	208	
	<b>WCH</b>			<b>56</b>	<b>39</b>	<b>4.41</b>	<b>95</b>	<b>95</b>	<b>0</b>	<b>8</b>	<b>95</b>	<b>23</b>	<b>20</b>	<b>34</b>	<b>838.1</b>	<b>756</b>	<b>463</b>	<b>411</b>	<b>114</b>	<b>55</b>	<b>419</b>	<b>2</b>	<b>988</b>	<b>.238</b>	<b>53</b>	<b>3</b>	<b>58</b>	<b>3678</b>	
	<b>OPP</b>			<b>39</b>	<b>56</b>	<b>5.00</b>	<b>95</b>	<b>95</b>	<b>0</b>	<b>3</b>	<b>95</b>	<b>13</b>	<b>15</b>	<b>34</b>	<b>836.0</b>	<b>839</b>	<b>519</b>	<b>464</b>	<b>127</b>	<b>54</b>	<b>378</b>	<b>6</b>	<b>891</b>	<b>.260</b>	<b>55</b>	<b>6</b>	<b>69</b>	<b>3697</b>	



Double-A Central Standings - 2021 - Regular Season

<b>AA-C North</b>	<b>W</b>	<b>L</b>	<b>PCT</b>	<b>GB</b>	<b>L10</b>	<b>STRK</b>	<b>HOME</b>	<b>ROAD</b>	<b>RS</b>	<b>RA</b>	<b>DIFF</b>
Wichita	56	39	.589	-	6-4	W4	24-18	32-21	519	463	56
Arkansas	51	44	.537	5.0	7-3	W1	27-21	24-23	441	415	26
Tulsa	51	44	.537	5.0	6-4	L1	30-23	21-21	499	441	58
NW Arkansas	49	45	.521	6.5	5-5	W1	19-22	30-23	535	465	70
Springfield	35	60	.368	21.0	2-8	L4	19-34	16-26	450	620	-170
<b>AA-C South</b>	<b>W</b>	<b>L</b>	<b>PCT</b>	<b>GB</b>	<b>L10</b>	<b>STRK</b>	<b>HOME</b>	<b>ROAD</b>	<b>RS</b>	<b>RA</b>	<b>DIFF</b>
Frisco	54	40	.574	-	4-6	L1	32-21	22-19	429	375	54
Midland	46	49	.484	8.5	4-6	L1	25-22	21-27	470	477	-7
San Antonio	44	50	.468	10.0	6-4	L1	20-21	24-29	438	455	-17
Corpus Christi	44	51	.463	10.5	3-7	W1	24-29	20-22	449	462	-13
Amarillo	43	51	.457	11.0	7-3	W1	21-21	22-30	446	503	-57

**Wisconsin Timber Rattlers (44-50) 12, Cedar Rapids Kernels (53-42) 5**  
**Aug 21st, 2021**

	<b>1</b>	<b>2</b>	<b>3</b>	<b>4</b>	<b>5</b>	<b>6</b>	<b>7</b>	<b>8</b>	<b>9</b>	<b>R</b>	<b>H</b>	<b>E</b>
<b>Wisconsin</b>	1	0	0	2	1	0	2	0	6	12	17	1
<b>Cedar Rapids</b>	1	0	0	1	0	1	0	0	2	5	11	5

<b>Wisconsin</b>	<b>AB</b>	<b>R</b>	<b>H</b>	<b>RBI</b>	<b>BB</b>	<b>SO</b>	<b>LOB</b>	<b>AVG</b>	<b>Cedar Rapids</b>	<b>AB</b>	<b>R</b>	<b>H</b>	<b>RBI</b>	<b>BB</b>	<b>SO</b>	<b>LOB</b>	<b>AVG</b>
Rodriguez, C, CF	6	2	3	1	0	1	0	.252	Julien, 1B	3	2	2	0	2	1	1	.232
Valerio, F, 2B	6	2	3	2	0	0	3	.300	Severino, 2B	3	0	0	0	2	2	3	.405
Wiemer, RF	5	2	2	1	0	1	2	.359	Wallner, RF	5	2	2	2	0	2	4	.272
Ward, DH	5	0	1	2	0	2	2	.262	Javier, DH	4	0	1	0	0	2	4	.217
Warren, 1B	5	2	2	0	0	2	3	.282	Prato, DH-LF	1	0	1	1	0	0	0	.364
McClanahan, 3B	5	1	2	0	0	3	2	.209	Isola, C	5	0	1	1	0	2	3	.237
Castillo, L, LF	4	2	0	0	1	1	1	.287	Gray, 3B	5	0	0	0	0	2	3	.210
Rios, C	4	1	3	3	0	1	0	.222	Helman, CF	4	1	1	1	1	0	3	.239
Pinero, SS	5	0	1	1	0	2	2	.228	Smith, LF-P	4	0	1	0	0	3	1	.244
Jarvis, P	0	0	0	0	0	0	0	.000	Ozoria, SS	4	0	2	0	0	2	2	.222
Schanuel, P	0	0	0	0	0	0	0	.000	Laweryson, P	0	0	0	0	0	0	0	.000
Walters, P	0	0	0	0	0	0	0	.000	Palm, P	0	0	0	0	0	0	0	.000
Robinson, P	0	0	0	0	0	0	0	.000	Cabezas, P	0	0	0	0	0	0	0	.000
<b>Totals</b>	<b>45</b>	<b>12</b>	<b>17</b>	<b>10</b>	<b>1</b>	<b>13</b>	<b>15</b>	<b>.242</b>	<b>Totals</b>	<b>38</b>	<b>5</b>	<b>11</b>	<b>5</b>	<b>5</b>	<b>16</b>	<b>24</b>	<b>.237</b>

**BATTING**

**2B** : Valerio, F (2, Laweryson); Wiemer (2, Laweryson); Ward (17, Laweryson); Rios (5, Palm).

**HR** : Valerio, F (2, 9th inning off Cabezas, 1 on, 0 out).

**TB** : McClanahan 2; Pinero; Rios 4; Rodriguez, C 3; Valerio, F 7; Ward 2; Warren 2; Wiemer 3.

**RBI** : Pinero (6); Rios 3 (17); Rodriguez, C (28); Valerio, F 2 (5); Ward 2 (50); Wiemer (7).

**2-out RBI** : Rodriguez, C; Rios 2; Pinero; Ward.

**Runners left in scoring position, 2 out** : Pinero; Valerio, F; McClanahan; Warren 2.

**SF** : Rios.

**GIDP** : Castillo, L.

**Team RISP** : 5-for-14.

**Team LOB** : 8.

**BASERUNNING**

**SB** : Warren (2, 2nd base off Laweryson/Isola); Wiemer (2, 2nd base off Laweryson/Isola).

**FIELDING**

**E** : McClanahan (8, throw).

**BATTING**

**2B** : Julien (12, Jarvis); Ozoria (5, Schanuel); Smith (9, Walters); Wallner (10, Robinson).

**HR** : Wallner (11, 4th inning off Jarvis, 0 on, 0 out); Helman (15, 6th inning off Walters, 0 on, 2 out).

**TB** : Helman 4; Isola; Javier; Julien 3; Ozoria 3; Prato; Smith 2; Wallner 6.

**RBI** : Helman (41); Isola (39); Prato (1); Wallner 2 (35).

**2-out RBI** : Helman.

**Runners left in scoring position, 2 out** : Javier 2; Ozoria; Isola; Helman 2; Severino.

**Team RISP** : 2-for-14.

**Team LOB** : 11.

**BASERUNNING**

**SB** : Ozoria (7, 2nd base off Jarvis/Rios); Javier (1, 2nd base off Schanuel/Rios).

**CS** : Julien (1, 2nd base by Walters/Rios).

**FIELDING**

**E** : Gray 2 (13, fielding, throw); Severino 2 (5, throw, throw); Smith (1, throw).

**DP** : (Gray-Severino-Julien).

<b>Wisconsin</b>	<b>IP</b>	<b>H</b>	<b>R</b>	<b>ER</b>	<b>BB</b>	<b>SO</b>	<b>HR</b>	<b>ERA</b>	<b>Cedar Rapids</b>	<b>IP</b>	<b>H</b>	<b>R</b>	<b>ER</b>	<b>BB</b>	<b>SO</b>	<b>HR</b>	<b>ERA</b>
Jarvis	3.0	4	2	2	0	4	1	6.27	Laweryson (L, 1-4)	4.2	6	4	3	0	7	0	5.15
Schanuel (W, 5-0)	2.0	1	0	0	2	5	0	5.73	Palm	1.2	4	2	0	0	1	0	5.94
Walters (H, 6)	2.0	3	1	1	1	4	1	5.28	Cabezas	2.1	6	6	6	1	5	1	4.22
Robinson (S, 1)	2.0	3	2	2	2	3	0	9.00	Smith	0.1	1	0	0	0	0	0	6.75
<b>Totals</b>	<b>9.0</b>	<b>11</b>	<b>5</b>	<b>5</b>	<b>5</b>	<b>16</b>	<b>2</b>	<b>5.22</b>	<b>Totals</b>	<b>9.0</b>	<b>17</b>	<b>12</b>	<b>9</b>	<b>1</b>	<b>13</b>	<b>1</b>	<b>3.73</b>

Jarvis pitched to 2 batters in the 4th.

**WP** : Schanuel; Palm.

**Pitches-strikes** : Jarvis 61-41; Schanuel 41-22; Walters 40-28; Robinson 42-23; Laweryson 87-58; Palm 23-16; Cabezas 54-35; Smith 5-3.

**Groundouts-flyouts** : Jarvis 3-1; Schanuel 0-1; Walters 1-1; Robinson 1-0; Laweryson 7-2; Palm 1-1; Cabezas 3-0; Smith 0-1.

**Batters faced** : Jarvis 13; Schanuel 9; Walters 10; Robinson 11; Laweryson 22; Palm 8; Cabezas 15; Smith 2.

**Inherited runners-scored** : Schanuel 1-0; Palm 1-0; Cabezas 2-2; Smith 2-1.

**Ejections** : Timber Rattlers designated hitter Je'Von Ward ejected by HP umpire Kyle Stutz (9th)

**Umpires** : HP: Kyle Stutz. 1B: Kevin Levine.

**Official Scorer** : Steve Meyer

**Weather** : 85 degrees, Clear

**Wind** : 12 mph, L To R

**First pitch** : 6:36 PM

**T** : 3:46

**Att** : 3,439

**Venue** : Perfect Game Field

**August 21, 2021**

## Cedar Rapids Kernels Hitting - 2021 - Regular Season - All Players

#	Player	Team	B	AVG	G	AB	R	H	TB	2B	3B	HR	RBI	BB	IBB	SO	SB	CS	OBP	SLG	OPS	PA	SAC	SF	HBP	GIDP	E
25	Cabbage, T	CR	L	.266	40	143	21	38	77	10	1	9	33	16	1	50	4	0	.342	.538	.880	161	0	1	1	1	3
38	Cabrera, L	CR	R	.194	14	36	8	7	14	1	0	2	6	13	0	17	0	0	.408	.389	.797	49	0	0	0	0	0
17	Camargo, J	CR	R	.239	57	209	27	50	98	7	1	13	34	11	0	86	1	1	.286	.469	.755	224	0	1	3	4	8
4	Encarnacion, Y	CR	L	.106	16	47	2	5	5	0	0	0	4	3	0	18	0	0	.157	.106	.263	51	0	1	0	0	2
18	Gray, S	CR	L	.210	90	347	48	73	113	9	2	9	42	44	0	117	4	0	.320	.326	.646	406	0	2	13	5	13
5	Hall, A	CR	R	.000	2	1	0	0	0	0	0	1	0	0	0	0	0	0	.000	.000	.000	1	0	0	0	0	0
2	Helman, M	CR	R	.239	86	297	50	71	133	15	1	15	41	44	1	62	14	4	.338	.448	.786	343	0	1	1	5	3
9	Isola, A	CR	R	.237	79	278	35	66	108	12	0	10	39	51	1	70	1	0	.358	.388	.747	332	0	1	2	3	12
19	Javier, W	CR	R	.217	87	345	41	75	137	12	10	10	45	25	0	131	1	3	.276	.397	.673	377	0	3	4	5	16
25	Julien, E	CR	L	.232	41	155	33	36	72	12	0	8	28	38	0	60	9	1	.388	.465	.852	196	0	1	2	1	4
24	Keirse, D	CR	L	.183	36	109	11	20	40	3	4	3	14	16	0	40	10	3	.300	.367	.667	130	0	2	3	1	0
8	Maciel, G	CR	S	.254	62	201	24	51	66	5	2	2	19	21	0	34	15	3	.323	.328	.651	227	1	3	1	5	0
13	Morales, J	CR	R	.371	9	35	5	13	22	3	0	2	10	2	0	5	0	1	.405	.629	1.034	37	0	0	0	0	2
1	Ozoria, D	CR	S	.222	37	90	12	20	25	5	0	0	4	3	0	27	7	4	.255	.278	.533	94	0	0	1	0	7
44	Prato, A	CR	R	.364	4	11	2	4	4	0	0	0	1	2	0	2	0	0	.462	.364	.825	13	0	0	0	0	0
5	Schmidt, K	CR	R	.196	18	56	6	11	12	1	0	0	1	8	0	19	0	1	.318	.214	.532	66	0	0	2	0	2
4	Severino, Y	CR	S	.405	21	84	12	34	47	10	0	1	7	11	0	26	1	0	.479	.560	1.039	96	0	0	1	3	5
35	Smith, M	CR	L	.244	54	172	29	42	71	9	1	6	20	33	0	74	3	0	.367	.413	.780	207	0	1	1	2	1
	Snyder, G	CR	L	.230	35	126	26	29	59	8	2	6	14	24	0	37	3	0	.362	.468	.830	152	0	0	2	1	5
4	Steer, S	CR	R	.274	45	168	37	46	85	7	1	10	24	35	0	32	4	4	.409	.506	.915	208	0	1	4	1	5
16	Wallner, M	CR	L	.272	43	169	27	46	93	10	2	11	35	16	0	65	0	1	.347	.550	.898	190	0	1	4	2	4
5	Williams, C	CR	R	.100	17	50	4	5	8	3	0	0	13	0	0	27	1	0	.286	.160	.446	63	0	0	0	0	1
<b>CR</b>				<b>.237</b>	<b>95</b>	<b>3129</b>	<b>460</b>	<b>742</b>	<b>1289</b>	<b>142</b>	<b>27</b>	<b>117</b>	<b>422</b>	<b>429</b>	<b>3</b>	<b>999</b>	<b>78</b>	<b>26</b>	<b>.336</b>	<b>.412</b>	<b>.748</b>	<b>3623</b>	<b>1</b>	<b>19</b>	<b>45</b>	<b>39</b>	<b>104</b>
<b>OPP</b>				<b>.219</b>	<b>95</b>	<b>3123</b>	<b>412</b>	<b>685</b>	<b>1024</b>	<b>126</b>	<b>21</b>	<b>57</b>	<b>363</b>	<b>341</b>	<b>4</b>	<b>1043</b>	<b>121</b>	<b>21</b>	<b>.308</b>	<b>.328</b>	<b>.636</b>	<b>3575</b>	<b>10</b>	<b>29</b>	<b>71</b>	<b>41</b>	

## Cedar Rapids Kernels Pitching - 2021 - Regular Season - All Players

#	Player	Team	T	W	L	ERA	G	GSC	CG	SHO	GF	HLD	SV	SVO	IP	H	R	ER	HR	HB	BB	IBB	SO	AVG	WP	BK	GIDP	TBF
22	Acosta, M	CR	R	2	1	3.93	30	0	0	0	16	2	7	10	50.1	46	26	22	2	2	14	0	58	.235	9	0	1	216
13	Beck, T	CR	R	2	2	2.47	14	11	0	0	1	0	0	0	58.1	42	18	16	2	2	16	0	64	.194	6	2	1	234
41	Bentley, D	CR	L	0	0	0.00	1	0	0	0	0	0	0	0	2.1	1	0	0	0	0	0	0	4	.125	0	0	0	8
15	Cabezas, A	CR	R	3	1	4.22	16	8	0	0	1	0	0	1	53.1	46	27	25	7	4	18	0	61	.227	2	2	3	226
40	Canterino, M	CR	R	1	0	0.86	5	5	0	0	0	0	0	0	21.0	10	3	2	1	0	4	0	43	.135	4	0	0	78
	Cheshire, J	CR	R	3	3	4.41	13	0	0	0	6	0	0	0	16.1	14	10	8	1	3	7	0	14	.226	2	1	1	73
4	Encarnacion, Y	CR	R	0	0	13.50	2	0	0	0	2	0	0	0	1.1	3	2	2	1	0	0	0	1	.429	0	0	0	7
	Enlow, B	CR	R	1	1	1.84	3	3	0	0	0	0	0	0	14.2	13	4	3	1	0	6	0	23	.250	1	0	0	59
27	Featherstone, Z	CR	L	3	3	1.99	32	0	0	0	21	2	8	9	45.1	24	17	10	2	1	31	1	78	.154	9	0	4	189
16	Funderburk, K	CR	L	1	3	3.18	11	10	0	0	1	0	1	1	45.1	33	19	16	1	3	21	0	59	.199	5	0	1	192
38	German, O	CR	R	0	2	5.65	11	0	0	0	2	3	1	1	14.1	18	11	9	0	1	9	0	23	.295	2	1	0	72
30	Gipson-Long, S	CR	R	1	1	3.27	2	2	0	0	0	0	0	0	11.0	11	5	4	1	0	2	0	17	.262	0	0	0	44
11	Gore, J	CR	R	5	1	2.95	19	0	0	0	5	3	1	4	39.2	21	13	13	2	6	17	0	58	.156	6	0	3	159
	Griffith, O	CR	R	4	3	6.35	19	1	0	0	12	0	1	4	28.1	33	22	20	2	2	13	0	38	.284	1	0	1	132
47	Gross, B	CR	R	5	1	3.16	16	15	0	0	0	0	0	0	77.0	69	36	27	8	1	23	0	98	.229	2	0	3	325
36	Koch, B	CR	R	0	0	0.00	1	0	0	0	0	0	0	0	1.0	0	0	0	0	0	1	0	2	.000	0	0	0	4
20	Laweryson, C	CR	R	1	4	5.15	11	10	0	0	0	0	0	0	36.2	38	25	21	3	4	13	0	51	.262	2	0	2	165
30	Manoah Jr., E	CR	R	1	2	1.86	12	0	0	0	2	3	1	1	19.1	14	7	4	1	5	4	1	27	.200	1	1	2	80
23	Molina, D	CR	R	6	1	4.47	27	0	0	0	3	3	1	2	54.1	42	32	27	4	6	24	0	72	.213	5	0	3	229
48	Olsen, J	CR	R	1	4	3.95	15	13	0	0	1	0	0	1	66.0	51	29	29	5	6	31	0	55	.213	10	0	4	280
1	Ozoria, D	CR	R	0	0	22.50	3	0	0	0	2	0	0	0	2.0	3	5	5	0	0	3	0	1	.333	0	0	0	12
37	Palm, T	CR	R	1	4	5.94	20	0	0	0	5	1	0	1	36.1	36	33	24	3	12	21	0	39	.257	10	0	2	180
39	Rijo, L	CR	R	0	0	9.95	4	2	0	0	0	1	0	1	6.1	10	7	7	0	0	6	0	7	.385	0	0	0	35
36	Shreve, R	CR	R	4	2	3.10	18	0	0	0	9	0	1	2	29.0	18	12	10	1	0	11	1	41	.170	2	0	2	119
35	Smith, M	CR	R	0	0	6.75	2	0	0	0	2	0	0	0	1.1	2	1	1	0	0	2	0	1	.400	0	0	0	8
	Snyder, G	CR	L	0	0	--	1	0	0	0	0	0	0	0	0.0	3	5	5	0	0	2	0	0	1.000	0	0	0	5
11	Varland, L	CR	R	4	0	1.60	6	6	0	0	0	0	0	0	33.2	22	6	6	3	2	10	0	35	.186	0	0	2	130
21	Watson, T	CR	L	2	3	4.13	19	9	0	0	1	1	0	0	56.2	52	32	26	5	9	27	0	50	.243	8	1	6	254
32	Williams, B	CR	R	2	0	2.51	12	0	0	0	3	1	0	1	14.1	10	5	4	1	2	5	1	23	.189	4	0	0	60
<b>CR</b>				<b>53</b>	<b>42</b>	<b>3.73</b>	<b>95</b>	<b>95</b>	<b>0</b>	<b>8</b>	<b>95</b>	<b>20</b>	<b>22</b>	<b>39</b>	<b>835.2</b>	<b>685</b>	<b>412</b>	<b>346</b>	<b>57</b>	<b>71</b>	<b>341</b>	<b>4</b>	<b>1043</b>	<b>.219</b>	<b>91</b>	<b>8</b>	<b>41</b>	<b>3575</b>
<b>OPP</b>				<b>42</b>	<b>53</b>	<b>4.65</b>	<b>95</b>	<b>95</b>	<b>0</b>	<b>3</b>	<b>95</b>	<b>10</b>	<b>18</b>	<b>34</b>	<b>824.0</b>	<b>742</b>	<b>460</b>	<b>426</b>	<b>117</b>	<b>45</b>	<b>429</b>	<b>3</b>	<b>999</b>	<b>.237</b>	<b>75</b>	<b>7</b>	<b>39</b>	<b>3623</b>

High-A Central Standings - 2021 - Regular Season

<b>A+C East</b>	<b>W</b>	<b>L</b>	<b>PCT</b>	<b>GB</b>	<b>L10</b>	<b>STRK</b>	<b>HOME</b>	<b>ROAD</b>	<b>RS</b>	<b>RA</b>	<b>DIFF</b>
Lake County	51	44	.537	-	7-3	W1	26-16	25-28	438	452	-14
Dayton	50	45	.526	1.0	5-5	L1	25-22	25-23	442	468	-26
Great Lakes	50	45	.526	1.0	5-5	W1	22-25	28-20	556	445	111
Fort Wayne	45	50	.474	6.0	5-5	W2	22-26	23-24	452	467	-15
Lansing	45	50	.474	6.0	4-6	L1	21-27	24-23	434	495	-61
West Michigan	45	50	.474	6.0	4-6	L2	25-22	20-28	434	425	9
<b>A+C West</b>	<b>W</b>	<b>L</b>	<b>PCT</b>	<b>GB</b>	<b>L10</b>	<b>STRK</b>	<b>HOME</b>	<b>ROAD</b>	<b>RS</b>	<b>RA</b>	<b>DIFF</b>
Quad Cities	62	31	.667	-	5-5	L1	29-12	33-19	557	421	136
Cedar Rapids	53	42	.558	10.0	8-2	L1	33-20	20-22	460	412	48
Beloit	45	50	.474	18.0	6-4	L1	22-25	23-25	503	488	15
Wisconsin	44	50	.468	18.5	4-6	W1	26-22	18-28	514	516	-2
South Bend	42	52	.447	20.5	4-6	W1	28-24	14-28	441	519	-78
Peoria	36	59	.379	27.0	3-7	W1	20-28	16-31	408	531	-123

Dunedin Blue Jays (43-51) 4, Fort Myers Mighty Mussels (46-44) 3  
 Aug 21st, 2021

	<b>1</b>	<b>2</b>	<b>3</b>	<b>4</b>	<b>5</b>	<b>6</b>	<b>7</b>	<b>8</b>	<b>9</b>	<b>R</b>	<b>H</b>	<b>E</b>
<b>Fort Myers</b>	0	0	0	0	1	0	2	0	0	3	7	5
<b>Dunedin</b>	0	0	0	0	0	2	1	0	1	4	8	1

Two out when winning run scored.

Fort Myers	AB	R	H	RBI	BB	SO	LOB	AVG	Dunedin	AB	R	H	RBI	BB	SO	LOB	AVG
Soularie, 2B	5	1	1	0	0	2	4	.238	Ray, DH	4	1	0	1	0	0	1	.210
Cavaco, SS	5	0	1	0	0	3	3	.239	Hiraldo, 3B	5	0	1	1	0	1	1	.249
Sabato, 1B	3	0	0	0	1	2	3	.191	Britton, RF	4	1	2	0	0	1	1	.211
Feliz, J, 3B	4	1	1	1	0	1	3	.211	Morris, 1B	4	0	1	0	0	1	2	.238
Urbina, LF	4	0	1	0	0	0	1	.192	Barger, SS	4	0	1	1	0	2	1	.248
Mack, C	4	0	2	0	0	1	0	.230	Mueller, CF	4	0	1	0	0	3	2	.210
Hall, DH	4	0	0	0	0	1	3	.125	D'Orazio, C	3	0	0	0	1	3	2	.115
Holland, CF	3	0	0	0	0	2	1	.179	Spain, LF	4	0	0	0	0	1	1	.188
Fedko, K, RF	3	1	1	0	1	1	3	.231	Rivas, 2B	3	2	2	0	1	1	0	.250
Dobnak, P	0	0	0	0	0	0	0	.000	Perez, N, P	0	0	0	0	0	0	0	.000
Stankiewicz, P	0	0	0	0	0	0	0	.000	Kelly, P	0	0	0	0	0	0	0	.000
Puentes, P	0	0	0	0	0	0	0	.000	Rutkowski, P	0	0	0	0	0	0	0	.000
<b>Totals</b>	<b>35</b>	<b>3</b>	<b>7</b>	<b>1</b>	<b>2</b>	<b>13</b>	<b>21</b>	<b>.213</b>	<b>Totals</b>	<b>35</b>	<b>4</b>	<b>8</b>	<b>3</b>	<b>2</b>	<b>13</b>	<b>11</b>	<b>.232</b>

**BATTING**

**HR** : Feliz, J (5, 5th inning off Perez, N, 0 on, 2 out).

**TB** : Cavaco; Fedko, K; Feliz, J 4; Mack 2; Soularie; Urbina.

**RBI** : Feliz, J (13).

**2-out RBI** : Feliz, J.

**Runners left in scoring position, 2 out** : Feliz, J; Soularie 2.

**Team RISP** : 0-for-8.

**Team LOB** : 8.

**BASERUNNING**

**SB** : Fedko, K (1, 2nd base off Perez, N/D'Orazio); Soularie (3, 2nd base off Kelly/D'Orazio).

**FIELDING**

**E** : Cavaco (17, fielding); Mack 2 (7, throw, throw); Soularie (1, missed catch); Puentes (1, throw).

**BATTING**

**TB** : Barger; Britton 2; Hiraldo; Morris; Mueller; Rivas 2.

**RBI** : Barger (53); Hiraldo (43); Ray (29).

**2-out RBI** : Barger; Hiraldo.

**Runners left in scoring position, 2 out** : Hiraldo; D'Orazio 2; Morris; Mueller.

**SF** : Ray.

**Team RISP** : 2-for-7.

**Team LOB** : 8.

**BASERUNNING**

**SB** : Hiraldo (23, 2nd base off Stankiewicz/Mack); Rivas (1, 2nd base off Stankiewicz/Mack);

Mueller (10, 2nd base off Puentes/Mack); Ray (21, 2nd base off Puentes/Mack).

**FIELDING**

**E** : Hiraldo (18, fielding).

Fort Myers	IP	H	R	ER	BB	SO	HR	ERA	Dunedin	IP	H	R	ER	BB	SO	HR	ERA
Dobnak	3.0	0	0	0	0	5	0	0.00	Perez, N	5.0	6	1	1	1	7	1	6.80
Stankiewicz	3.0	3	2	2	2	3	0	3.86	Kelly	2.0	1	2	0	1	3	0	5.14
Puentes (L, 1-1)(BS, 1)	2.2	5	2	0	0	5	0	0.79	Rutkowski (W, 1-1)	2.0	0	0	0	0	3	0	1.13
<b>Totals</b>	<b>8.2</b>	<b>8</b>	<b>4</b>	<b>2</b>	<b>2</b>	<b>13</b>	<b>0</b>	<b>3.90</b>	<b>Totals</b>	<b>9.0</b>	<b>7</b>	<b>3</b>	<b>1</b>	<b>2</b>	<b>13</b>	<b>1</b>	<b>5.08</b>

**HBP** : Holland (by Perez, N).

**Pitches-strikes** : Dobnak 32-24; Stankiewicz 62-35; Puentes 44-31; Perez, N 78-51; Kelly 43-27; Rutkowski 24-17.

**Groundouts-flyouts** : Dobnak 2-1; Stankiewicz 2-5; Puentes 3-1; Perez, N 5-3; Kelly 1-2; Rutkowski 2-0.

**Batters faced** : Dobnak 9; Stankiewicz 15; Puentes 14; Perez, N 23; Kelly 9; Rutkowski 6.

**Ejections** : Blue Jays hitting coach Matt Young ejected by 1B umpire Chandler Durham (7th)

**Umpires** : HP: Joe McCarthy. 1B: Chandler Durham.

**Official Scorer** : Steve Boychuk

**Weather** : 87 degrees, Partly Cloudy

**Wind** : 13 mph, Out To RF

**First pitch** : 6:32 PM

**T** : 3:07

**Att** : 223

**Venue** : TD Ballpark

**August 21, 2021**



Low-A Southeast Standings - 2021 - Regular Season

<b>A-SE East</b>	<b>W</b>	<b>L</b>	<b>PCT</b>	<b>GB</b>	<b>L10</b>	<b>STRK</b>	<b>HOME</b>	<b>ROAD</b>	<b>RS</b>	<b>RA</b>	<b>DIFF</b>
St. Lucie	49	43	.533	-	4-6	L2	23-16	26-27	499	450	49
Jupiter	48	44	.522	1.0	7-3	W4	26-18	22-26	397	415	-18
Daytona	46	49	.484	4.5	4-6	L2	26-27	20-22	446	438	8
Palm Beach	30	61	.330	18.5	4-6	W2	17-31	13-30	398	571	-173
<b>A-SE West</b>	<b>W</b>	<b>L</b>	<b>PCT</b>	<b>GB</b>	<b>L10</b>	<b>STRK</b>	<b>HOME</b>	<b>ROAD</b>	<b>RS</b>	<b>RA</b>	<b>DIFF</b>
Tampa	63	29	.685	-	7-3	W2	34-18	29-11	644	405	239
Bradenton	58	34	.630	5.0	8-2	L1	34-17	24-17	512	425	87
Fort Myers	46	44	.511	16.0	3-7	L3	24-18	22-26	415	417	-2
Dunedin	43	51	.457	21.0	6-4	W3	20-27	23-24	494	520	-26
Clearwater	40	50	.444	22.0	2-8	W1	20-24	20-26	383	451	-68
Lakeland	38	56	.404	26.0	5-5	L4	18-23	20-33	414	510	-96

**FCL Red Sox (21-13) 11, FCL Twins (12-24) 5**  
**Aug 21st, 2021**

	<b>1</b>	<b>2</b>	<b>3</b>	<b>4</b>	<b>5</b>	<b>6</b>	<b>7</b>	<b>8</b>	<b>9</b>	<b>R</b>	<b>H</b>	<b>E</b>
<b>FCL Twins</b>	0	0	0	0	0	3	1	1	0	<b>5</b>	5	1
<b>FCL Red Sox</b>	2	0	1	0	7	0	0	1	x	<b>11</b>	17	0

<b>FCL Twins</b>	<b>AB</b>	<b>R</b>	<b>H</b>	<b>RBI</b>	<b>BB</b>	<b>SO</b>	<b>LOB</b>	<b>AVG</b>
Rodriguez, Em, CF	4	1	1	0	1	0	0	.216
Miller, SS	3	0	1	1	1	2	2	.214
Wiel, 1B	3	0	0	1	0	0	4	.111
Pena, A, DH	4	1	1	1	0	3	4	.352
Rosario, RF	4	0	1	1	0	3	1	.288
Valdez, 3B	2	0	0	0	0	2	0	.272
b-Rodriguez, En, PH-2B	1	1	1	1	1	0	0	.118
Cespedes, 2B-3B	4	0	0	0	0	0	2	.154
Vallejo, LF	3	1	0	0	0	1	0	.188
Castro, C	1	0	0	0	0	1	0	.219
a-Vasquez, PH-C	1	1	0	0	1	1	0	.000
Aria, P	0	0	0	0	0	0	0	.000
Perez, E, P	0	0	0	0	0	0	0	.000
Campbell, P	0	0	0	0	0	0	0	.000
Wilson, P	0	0	0	0	0	0	0	.000
Feliz, R, P	0	0	0	0	0	0	0	.000
Pineda, P	0	0	0	0	0	0	0	.000
Moreno, D, P	0	0	0	0	0	0	0	.000
<b>Totals</b>	<b>30</b>	<b>5</b>	<b>5</b>	<b>5</b>	<b>4</b>	<b>13</b>	<b>13</b>	<b>.230</b>

a-Hit by pitch for Castro in the 6th. b-Walked for Valdez in the 6th.

**BATTING**

**2B** : Rodriguez, Em (3, Encarnacion); Pena, A (6, Encarnacion).  
**HR** : Rodriguez, En (1, 8th inning off De La Rosa, O, 0 on, 1 out).  
**TB** : Miller; Pena, A 2; Rodriguez, Em 2; Rodriguez, En 4; Rosario.  
**RBI** : Miller (2); Pena, A (9); Rodriguez, En (1); Rosario (29); Wiel (4).  
**2-out RBI** : Rosario; Pena, A.

**Runners left in scoring position, 2 out** : Pena, A 2; Cespedes 2.

**SF** : Miller; Wiel.

**Team RISP** : 2-for-8.

**Team LOB** : 6.

**BASERUNNING**

**SB** : Miller (1, 2nd base off Brewer/Garcia).

**FIELDING**

**E** : Vallejo (1, fielding).

<b>FCL Red Sox</b>	<b>AB</b>	<b>R</b>	<b>H</b>	<b>RBI</b>	<b>BB</b>	<b>SO</b>	<b>LOB</b>	<b>AVG</b>
Paulino, E, 2B	3	1	2	0	0	0	2	.368
a-Simas, PH-2B	3	0	0	0	0	2	6	.296
Mayer, SS	6	2	2	4	0	1	4	.214
Hickey, DH	5	1	2	0	0	2	3	.235
Kavadas, 1B	2	2	2	2	2	0	0	.286
Bess, 1B	1	0	0	0	0	0	1	.111
Gonzalez, B, LF	4	1	3	1	0	0	1	.267
McElveny, LF	1	0	0	0	0	0	1	.000
Cubillan, 3B	5	2	2	0	0	1	5	.400
Valdez, F, RF	4	0	1	1	1	1	5	.246
Garcia, C	3	1	1	2	1	1	4	.211
Sikes, CF	4	1	2	1	1	0	4	.455
Brewer, P	0	0	0	0	0	0	0	.000
Bazardo, P	0	0	0	0	0	0	0	.000
Encarnacion, P	0	0	0	0	0	0	0	.000
Campbell, P	0	0	0	0	0	0	0	.000
De La Rosa, O, P	0	0	0	0	0	0	0	.000
Tellier, P	0	0	0	0	0	0	0	.000
<b>Totals</b>	<b>41</b>	<b>11</b>	<b>17</b>	<b>11</b>	<b>5</b>	<b>8</b>	<b>36</b>	<b>.261</b>

a-Struck out for Paulino, E in the 5th.

**BATTING**

**2B** : Paulino, E (11, Aria); Hickey (1, Wilson); Kavadas (2, Wilson); Valdez, F (4, Moreno, D).  
**HR** : Kavadas (1, 3rd inning off Perez, E, 0 on, 0 out); Mayer (1, 5th inning off Wilson, 2 on, 2 out).  
**TB** : Cubillan 2; Garcia; Gonzalez, B 3; Hickey 3; Kavadas 6; Mayer 5; Paulino, E 3; Sikes 2; Valdez, F 2.

**RBI** : Garcia 2 (7); Gonzalez, B (20); Kavadas 2 (2); Mayer 4 (5); Sikes (5); Valdez, F (14).

**2-out RBI** : Mayer 3; Kavadas.

**Runners left in scoring position, 2 out** : Hickey; Gonzalez, B; Mayer; Valdez, F; Sikes; Simas.

**Team RISP** : 6-for-23.

**Team LOB** : 12.

**BASERUNNING**

**SB** : Gonzalez, B (3, 2nd base off Perez, E/Castro).

**CS** : Paulino, E (1, 2nd base by Campbell/Castro).

<b>FCL Twins</b>	<b>IP</b>	<b>H</b>	<b>R</b>	<b>ER</b>	<b>BB</b>	<b>SO</b>	<b>HR</b>	<b>ERA</b>
Aria (L, 1-2)	1.0	3	2	2	3	3	0	5.27
Perez, E	2.0	2	1	1	1	0	1	11.08
Campbell	1.0	1	0	0	0	1	0	2.25
Wilson	0.2	6	7	2	1	1	1	4.00
Feliz, R	1.1	1	0	0	0	0	0	9.16
Pineda	1.0	1	0	0	0	1	0	4.35
Moreno, D	1.0	3	1	1	0	2	0	7.71
<b>Totals</b>	<b>8.0</b>	<b>17</b>	<b>11</b>	<b>6</b>	<b>5</b>	<b>8</b>	<b>2</b>	<b>4.90</b>

<b>FCL Red Sox</b>	<b>IP</b>	<b>H</b>	<b>R</b>	<b>ER</b>	<b>BB</b>	<b>SO</b>	<b>HR</b>	<b>ERA</b>
Brewer	2.0	0	0	0	1	3	0	0.00
Bazardo (W, 1-0)	2.0	1	0	0	0	4	0	0.00
Encarnacion (H, 1)	1.2	3	3	3	1	2	0	2.51
Campbell	1.1	0	1	1	2	1	0	5.40
De La Rosa, O	1.0	1	1	1	0	1	1	6.00
Tellier	1.0	0	0	0	0	2	0	6.00
<b>Totals</b>	<b>9.0</b>	<b>5</b>	<b>5</b>	<b>5</b>	<b>4</b>	<b>13</b>	<b>1</b>	<b>4.13</b>

Aria pitched to 2 batters in the 2nd.

**WP** : Aria 3.

**Balk** : Aria; Campbell.

**HBP** : Vasquez (by Encarnacion); Vallejo (by Campbell); Garcia (by Feliz, R).

**Groundouts-flyouts** : Aria 0-0; Perez, E 1-5; Campbell 0-0; Wilson 1-1; Feliz, R 3-0; Pineda 1-1; Moreno, D 1-0; Brewer 2-1; Bazardo 0-1; Encarnacion 1-1; Campbell 0-2; De La Rosa, O 0-1; Tellier 0-1.

**Batters faced** : Aria 9; Perez, E 9; Campbell 3; Wilson 10; Feliz, R 6; Pineda 4; Moreno, D 6; Brewer 7; Bazardo 7; Encarnacion 10; Campbell 7; De La Rosa, O 4; Tellier 3.

**Inherited runners-scored** : Perez, E 2-0; Feliz, R 1-0; Campbell 2-0.

**Umpires** : HP: Alex Lawrie. 1B: Matt Watkoski.

**Official Scorer** : Brian Mullen

**Weather** : 81 degrees, Partly Cloudy

**Wind** : 2 mph, R To L

**First pitch** : 10:00 AM

**T** : 3:45

**Venue** : JetBlue Park

**August 21, 2021**



FCL Twins Hitting - 2021 - Regular Season - All Players

#	Player	Team	B	AVG	G	AB	R	H	TB	2B	3B	HR	RBI	BB	IBB	SO	SB	CS	OBP	SLG	OPS	PA	SAC	SF	HBP	GIDP	E
15	Aguiar, C	TWI	L	.191	14	47	3	9	20	0	1	3	7	2	0	20	0	1	.220	.426	.646	50	0	1	0	0	2
11	Baez, L	TWI	R	.288	22	66	11	19	28	3	3	0	2	7	0	18	3	3	.390	.424	.814	77	0	0	4	1	1
53	Cardenas, N	TWI	R	.333	2	3	1	1	1	0	0	0	0	0	0	1	0	0	.333	.333	.667	3	0	0	0	0	0
37	Castro, W	TWI	R	.219	16	32	5	7	13	2	2	0	7	4	0	13	0	0	.324	.406	.731	37	0	0	1	0	1
51	Cavaco, K	TWI	R	.222	3	9	2	2	3	1	0	0	2	1	0	3	1	0	.300	.333	.633	10	0	0	0	0	0
23	Cespedes, R	TWI	L	.154	24	78	8	12	20	2	0	2	6	6	0	28	2	1	.224	.256	.480	85	0	0	1	0	4
20	Duran, G	TWI	R	.167	7	12	1	2	2	0	0	0	1	3	0	7	0	0	.333	.167	.500	15	0	0	0	1	0
59	Feliz, J	TWI	R	.364	6	22	7	8	16	2	0	2	3	1	0	6	0	0	.391	.727	1.119	23	0	0	0	0	1
31	Garland, N	TWI	R	1.000	1	1	0	1	1	0	0	0	0	0	0	0	0	0	1.000	1.000	2.000	1	0	0	0	0	0
2	Gomez, L	TWI	L	.250	23	60	7	15	19	4	0	0	2	15	0	19	1	1	.408	.317	.725	76	0	0	1	1	6
46	Goree, Z	TWI	L	.000	1	0	0	0	0	0	0	0	0	0	0	0	0	0	.000	.000	.000	0	0	0	0	0	0
9	Hall, A	TWI	R	.125	5	8	0	1	1	0	0	0	1	1	0	2	0	0	.200	.125	.325	10	0	1	0	0	1
49	Jimenez, A	TWI	R	.125	14	40	3	5	12	2	1	1	1	3	0	11	0	1	.205	.300	.504	44	0	0	1	1	0
38	McKinnon, K	TWI	R	.500	2	4	0	2	3	1	0	0	0	2	0	1	1	1	.667	.750	1.417	6	0	0	0	0	0
47	Miller, N	TWI	S	.214	4	14	1	3	3	0	0	0	2	2	0	6	1	0	.294	.214	.508	17	0	1	0	0	1
19	Nigro, F	TWI	R	.136	14	22	1	3	3	0	0	0	3	3	0	11	0	0	.269	.136	.406	27	1	0	1	0	1
64	Olivar, R	TWI	R	.188	23	32	4	6	11	2	0	1	2	5	0	11	2	0	.316	.344	.660	38	0	0	1	0	0
13	Pena, A	TWI	R	.352	22	71	9	25	31	6	0	0	9	4	0	20	2	1	.395	.437	.831	76	0	0	1	1	1
38	Prato, A	TWI	R	.222	5	18	4	4	4	0	0	0	2	3	0	5	1	0	.391	.222	.614	23	0	0	2	0	0
48	Ramirez, B	TWI	R	.087	9	23	4	2	3	1	0	0	2	6	0	15	0	0	.300	.130	.430	30	0	0	1	0	1
44	Roberto, N	TWI	R	.135	15	37	5	5	9	1	0	1	3	3	0	14	1	1	.220	.243	.463	41	0	0	1	0	0
4	Rodriguez, E	TWI	L	.216	22	74	18	16	38	3	2	5	14	14	0	33	4	2	.352	.514	.865	91	0	1	2	0	1
24	Rodriguez, E	TWI	L	.118	9	17	4	2	5	0	0	1	1	4	0	7	0	0	.286	.294	.580	21	0	0	0	0	2
16	Rosario, K	TWI	R	.288	33	125	16	36	60	7	4	3	29	9	0	37	0	0	.333	.480	.813	135	0	1	0	4	0
25	Smith, L	TWI	R	.182	20	55	6	10	25	1	1	4	10	6	0	19	1	1	.297	.455	.751	64	0	0	3	0	5
60	Snyder, G	TWI	L	.286	4	14	1	4	5	1	0	0	2	1	0	3	0	0	.313	.357	.670	16	0	1	0	1	0
35	Sosa, M	TWI	R	.184	13	38	3	7	14	1	0	2	7	3	0	16	1	0	.244	.368	.612	41	0	0	0	1	1
5	Soto, Y	TWI	R	.254	24	71	7	18	24	3	0	1	7	15	0	21	3	1	.384	.338	.722	86	0	0	0	0	7
31	Soularie, A	TWI	R	.350	6	20	3	7	11	1	0	1	3	4	0	6	0	0	.480	.550	1.030	25	0	0	1	2	0
1	Valdez, W	TWI	R	.272	26	81	15	22	34	6	0	2	8	9	0	29	2	0	.368	.420	.788	95	0	1	4	2	2
21	Vallejo, M	TWI	R	.188	6	16	2	3	6	3	0	0	2	0	0	6	0	0	.235	.375	.610	17	0	0	1	0	1
8	Vasquez, A	TWI	S	.000	4	2	2	0	0	0	0	0	0	2	0	0	0	0	.667	.000	.667	6	0	0	2	0	0
66	Wallner, M	TWI	L	.333	2	6	2	2	2	0	0	0	0	0	0	2	0	0	.333	.333	.667	6	0	0	0	0	0
52	Wiel, Z	TWI	R	.111	6	18	4	2	6	1	0	1	4	2	0	8	0	0	.261	.333	.594	23	0	1	2	1	0
<b>TWI</b>				<b>.230</b>	<b>36</b>	<b>1136</b>	<b>159</b>	<b>261</b>	<b>433</b>	<b>54</b>	<b>14</b>	<b>30</b>	<b>142</b>	<b>140</b>	<b>0</b>	<b>400</b>	<b>26</b>	<b>14</b>	<b>.328</b>	<b>.381</b>	<b>.709</b>	<b>1315</b>	<b>1</b>	<b>8</b>	<b>30</b>	<b>16</b>	<b>44</b>
<b>OPP</b>				<b>.257</b>	<b>33</b>	<b>1169</b>	<b>198</b>	<b>300</b>	<b>446</b>	<b>65</b>	<b>12</b>	<b>19</b>	<b>179</b>	<b>151</b>	<b>1</b>	<b>329</b>	<b>35</b>	<b>9</b>	<b>.355</b>	<b>.382</b>	<b>.737</b>	<b>1371</b>	<b>3</b>	<b>13</b>	<b>35</b>	<b>17</b>	

FCL Twins Pitching - 2021 - Regular Season - All Players

#	Player	Team	T	W	L	ERA	G	GS	CG	SHO	GF	HLD	SV	SVO	IP	H	R	ER	HR	HB	BB	IBB	SO	AVG	WP	BK	GIDP	TBF	
40	Aria, D	TWI	L	1	2	5.27	7	4	0	0	0	0	0	0	13.2	10	9	8	0	0	15	0	23	.208	4	6	1	64	
62	Barrington, M	TWI	R	0	0	0.00	1	0	0	0	1	0	1	1	3.0	1	0	0	0	0	0	0	0	6	.111	1	0	0	9
17	Bellair, C	TWI	R	0	1	9.31	5	0	0	0	5	0	1	2	9.2	12	12	10	2	1	5	0	16	.293	1	0	1	48	
47	Breek, D	TWI	R	0	1	21.60	3	2	0	0	0	0	0	0	1.2	0	9	4	0	2	7	0	1	.000	0	0	0	15	
41	Campbell, L	TWI	R	0	0	2.25	3	0	0	0	1	1	0	0	4.0	3	1	1	0	1	1	0	3	.214	0	0	0	16	
30	Feliz, R	TWI	R	0	4	9.16	10	2	0	0	2	0	0	2	18.2	27	20	19	3	2	10	0	20	.321	3	0	0	96	
18	German, G	TWI	R	2	1	2.17	7	7	0	0	0	0	0	0	29.0	15	8	7	1	1	21	0	30	.147	5	0	1	124	
41	Gilmartin, S	TWI	L	0	0	16.62	3	1	0	0	0	0	0	0	4.1	10	9	8	1	0	2	0	8	.455	2	0	0	24	
46	Goree, Z	TWI	L	0	0	20.25	2	0	0	0	0	0	0	0	1.1	5	4	3	0	0	3	0	4	.500	0	0	0	13	
27	Hicks, J	TWI	R	0	0	1.17	2	0	0	0	0	0	0	0	7.2	5	2	1	0	1	0	0	9	.179	0	0	0	30	
66	Labas, A	TWI	R	1	0	4.50	1	0	0	0	0	0	0	0	2.0	3	1	1	0	0	0	0	2	.375	0	0	0	8	
52	Leach, L	TWI	R	0	0	2.57	3	3	0	0	0	0	0	0	7.0	8	2	2	0	0	3	0	6	.276	1	0	1	32	
33	Mendez, J	TWI	R	0	2	3.71	8	4	0	0	0	1	0	0	17.0	12	8	7	0	2	9	0	23	.185	3	0	0	76	
51	Moreno, D	TWI	R	1	2	7.71	10	0	0	0	2	1	0	0	14.0	12	15	12	0	4	11	0	12	.218	5	0	1	71	
22	Moreno, E	TWI	R	0	1	4.94	8	4	0	0	1	0	0	0	23.2	18	14	13	2	6	15	0	20	.205	5	2	1	110	
39	Mullenbach, M	TWI	R	1	1	3.44	9	0	0	0	1	1	0	2	18.1	20	10	7	0	3	8	1	18	.274	1	0	2	87	
55	Perez, E	TWI	L	0	1	11.08	7	2	0	0	1	0	0	0	13.0	18	17	16	3	2	13	0	13	.321	0	2	0	71	
58	Perez, S	TWI	L	3	1	1.78	10	1	0	0	8	0	0	0	30.1	25	8	6	1	1	5	0	33	.221	1	1	1	120	
36	Pineda, R	TWI	R	0	3	4.35	13	0	0	0	8	1	2	2	20.2	22	12	10	2	2	2	0	17	.272	3	0	0	87	
50	Reyes, W	TWI	L	1	2	6.08	7	3	0	0	0	0	0	0	26.2	39	18	18	2	5	11	0	27	.355	3	1	6	127	
38	Rozeck, A	TWI	L	1	0	0.00	2	0	0	0	0	0	0	0	6.0	4	0	0	0	0	2	0	13	.182	0	1	0	24	
53	Stankiewicz, J	TWI	R	0	0	4.50	1	1	0	0	0	0	0	0	2.0	2	1	1	0	0	1	0	6	.222	0	0	0	10	
41	Thorpe, L	TWI	L	0	1	3.18	2	2	0	0	0	0	0	0	5.2	3	2	2	0	1	1	0	7	.150	0	0	1	22	
12	Veletz, R	TWI	R	0	0	27.00	1	0	0	0	0	0	0	0	0.1	1	3	1	1	0	3	0	0	.333	0	0	0	6	
32	Wilson, J	TWI	L	0	1	4.00	10	0	0	0	5	0	2	2	18.0	25	13	8	1	1	3	0	12	.338	2				

Florida Complex League Standings - 2021 - Regular Season

<b>FCL East</b>	<b>W</b>	<b>L</b>	<b>PCT</b>	<b>GB</b>	<b>L10</b>	<b>STRK</b>	<b>HOME</b>	<b>ROAD</b>	<b>RS</b>	<b>RA</b>	<b>DIFF</b>
FCL Astros	21	16	.568	-	4-6	W1	13-7	8-9	176	153	23
FCL Mets	21	16	.568	-	8-2	W3	11-9	10-7	186	171	15
FCL Cardinals	17	17	.500	2.5	4-6	L1	10-7	7-10	155	166	-11
FCL Marlins	16	19	.457	4.0	6-4	L2	7-9	9-10	169	176	-7
FCL Nationals	14	21	.400	6.0	4-6	W1	8-8	6-13	149	169	-20
<b>FCL North</b>	<b>W</b>	<b>L</b>	<b>PCT</b>	<b>GB</b>	<b>L10</b>	<b>STRK</b>	<b>HOME</b>	<b>ROAD</b>	<b>RS</b>	<b>RA</b>	<b>DIFF</b>
FCL Yankees	23	11	.676	-	5-5	W1	13-4	10-7	230	179	51
FCL Phillies	15	8	.652	2.5	7-3	L1	7-3	8-5	139	114	25
FCL Blue Jays	17	18	.486	6.5	4-6	W1	9-9	8-9	243	191	52
FCL Tigers East	12	20	.375	10.0	5-5	L2	7-11	5-9	162	191	-29
FCL Tigers West	12	22	.353	11.0	4-6	W1	5-11	7-11	127	226	-99
<b>FCL South</b>	<b>W</b>	<b>L</b>	<b>PCT</b>	<b>GB</b>	<b>L10</b>	<b>STRK</b>	<b>HOME</b>	<b>ROAD</b>	<b>RS</b>	<b>RA</b>	<b>DIFF</b>
FCL Rays	26	13	.667	-	4-6	W1	11-8	15-5	245	158	87
FCL Pirates Gold	20	11	.645	2.0	5-5	W1	9-7	11-4	170	113	57
FCL Red Sox	21	13	.618	2.5	5-5	W1	13-7	8-6	196	162	34
FCL Braves	19	16	.543	5.0	8-2	L1	8-8	11-8	151	156	-5
FCL Orioles Black	15	16	.484	7.0	3-7	W1	6-8	9-8	144	151	-7
FCL Pirates Black	14	17	.452	8.0	3-7	W3	7-9	7-8	144	166	-22
FCL Twins	12	24	.333	12.5	5-5	L1	5-13	7-11	159	198	-39
FCL Orioles Orange	8	25	.242	15.0	5-5	L4	3-13	5-12	139	244	-105

DSL Twins Hitting - 2021 - Regular Season - All Players

#	Player	Team	B	AVG	G	AB	R	H	TB	2B	3B	HR	RBI	BB	IBB	SO	SB	CS	OBP	SLG	OPS	PA	SAC	SF	HBP	GIDP	E
27	Centeno, A	DSL TWI	R	.176	18	51	6	9	17	3	1	1	8	9	0	23	2	1	.323	.333	.656	62	0	0	2	0	3
2	Contreras, D	DSL TWI	R	.080	10	25	2	2	2	0	0	0	2	3	0	12	0	0	.281	.080	.361	32	0	0	4	0	1
4	Cruz, R	DSL TWI	R	.224	21	76	10	17	25	3	1	1	6	4	0	24	3	0	.259	.329	.588	81	0	1	0	0	7
13	De Andrade, D	DSL TWI	R	.209	25	91	10	19	27	6	1	0	11	4	0	16	3	1	.273	.297	.569	99	0	0	4	1	7
23	De La Cruz, J	DSL TWI	L	.244	14	45	7	11	13	2	0	0	7	4	0	12	1	1	.314	.289	.603	51	0	1	1	0	0
62	Del Valle, J	DSL TWI	R	.228	18	57	9	13	16	1	1	0	6	5	0	12	2	0	.297	.281	.578	64	0	1	1	1	0
32	Gervis, D	DSL TWI	L	.256	15	39	3	10	13	1	1	0	3	8	0	8	6	2	.396	.333	.729	48	0	0	1	0	6
18	Madrigal, R	DSL TWI	R	.125	18	48	9	6	7	1	0	0	3	6	0	20	5	0	.250	.146	.396	56	0	0	2	1	1
16	Marino, J	DSL TWI	R	.370	10	27	4	10	13	3	0	0	3	2	0	6	2	0	.414	.481	.895	29	0	0	0	0	4
19	Marrero, K	DSL TWI	R	.261	17	46	6	12	16	2	1	0	6	6	1	14	3	2	.393	.348	.741	56	0	0	4	2	3
12	Martinez, S	DSL TWI	L	.204	20	49	9	10	14	1	0	1	7	10	0	19	1	1	.344	.286	.630	61	0	1	1	1	3
11	Michel, F	DSL TWI	S	.211	19	57	12	12	18	2	2	0	5	11	0	28	12	5	.384	.316	.699	73	0	0	5	0	5
9	Moreno, J	DSL TWI	R	.095	7	21	0	2	2	0	0	0	0	2	0	9	0	0	.174	.095	.269	23	0	0	0	0	2
48	Nunez, J	DSL TWI	R	.000	1	0	0	0	0	0	0	0	0	0	0	0	0	0	.000	.000	.000	0	0	0	0	0	0
5	Perez, I	DSL TWI	L	.289	16	45	8	13	22	2	2	1	4	6	1	11	4	1	.385	.489	.874	52	0	0	1	0	1
25	Rivero, G	DSL TWI	S	.176	12	34	5	6	8	2	0	0	4	4	0	10	2	0	.256	.235	.492	39	0	1	0	1	4
15	Rodriguez, L	DSL TWI	S	.157	20	51	7	8	14	1	1	1	9	10	1	16	2	0	.338	.275	.613	65	0	0	4	1	5
<b>DSL TWI</b>				<b>.210</b>	<b>27</b>	<b>762</b>	<b>107</b>	<b>160</b>	<b>227</b>	<b>30</b>	<b>11</b>	<b>5</b>	<b>84</b>	<b>94</b>	<b>3</b>	<b>240</b>	<b>48</b>	<b>14</b>	<b>.319</b>	<b>.298</b>	<b>.617</b>	<b>891</b>	<b>0</b>	<b>5</b>	<b>30</b>	<b>8</b>	<b>64</b>
<b>OPP</b>				<b>.201</b>	<b>26</b>	<b>757</b>	<b>156</b>	<b>152</b>	<b>225</b>	<b>43</b>	<b>9</b>	<b>4</b>	<b>108</b>	<b>133</b>	<b>1</b>	<b>223</b>	<b>49</b>	<b>17</b>	<b>.351</b>	<b>.297</b>	<b>.648</b>	<b>946</b>	<b>0</b>	<b>8</b>	<b>47</b>	<b>6</b>	

DSL Twins Pitching - 2021 - Regular Season - All Players

#	Player	Team	T	W	L	ERA	G	GS	CG	SHO	GF	HLD	SV	SVO	IP	H	R	ER	HR	HB	BB	IBB	SO	AVG	WP	BK	GIDP	TBF
38	Andrade, H	DSL TWI	R	1	0	19.13	8	0	0	0	4	0	0	0	8.0	15	21	17	0	4	13	0	8	.395	10	4	0	56
65	Boadas, M	DSL TWI	R	0	0	4.73	6	0	0	0	1	0	0	0	13.1	9	8	7	0	5	4	0	15	.188	4	0	0	59
26	Bonilla, J	DSL TWI	R	0	1	10.05	7	0	0	0	1	0	0	2	14.1	11	21	16	0	3	13	0	12	.190	5	0	0	75
30	Brito, J	DSL TWI	R	0	0	0.00	3	0	0	0	1	0	1	1	2.0	0	0	0	0	0	1	0	2	.000	0	0	0	7
39	Chaviel, E	DSL TWI	L	0	1	4.91	7	2	0	0	2	0	0	0	11.0	9	11	6	1	2	6	0	10	.196	4	3	0	54
50	Cleto, T	DSL TWI	R	0	2	4.60	6	6	0	0	0	0	0	0	15.2	8	9	8	1	6	5	0	15	.157	6	0	0	63
41	Duran, R	DSL TWI	R	1	2	5.65	9	1	0	0	3	1	0	0	14.1	17	16	9	0	1	15	1	11	.274	3	1	1	78
33	Gutierrez, C	DSL TWI	R	2	1	2.25	8	0	0	0	3	0	0	0	20.0	7	6	5	0	2	9	0	24	.103	4	2	0	80
	Huizi, E	DSL TWI	R	2	0	3.72	6	0	0	0	1	0	0	2	9.2	8	5	4	0	3	3	0	11	.235	2	0	1	40
55	Jimenez, C	DSL TWI	R	0	0	0.00	1	1	0	0	0	0	0	0	0.2	0	0	0	0	0	2	0	1	.000	0	0	0	4
17	Landaeta, Y	DSL TWI	R	0	2	2.63	6	4	0	0	1	0	1	1	13.2	5	6	4	0	4	17	0	25	.114	4	1	0	65
60	Maldonado, C	DSL TWI	L	0	0	5.79	4	1	0	0	0	0	0	0	4.2	5	3	3	0	4	2	0	7	.263	0	0	0	25
16	Marino, J	DSL TWI	R	0	0	19.64	3	0	0	0	1	0	0	0	3.2	9	8	8	0	2	2	0	4	.450	0	0	0	24
19	Marrero, K	DSL TWI	R	0	0	0.00	3	0	0	0	3	0	0	0	4.2	6	3	0	0	2	1	0	2	.300	0	0	1	23
48	Nunez, J	DSL TWI	R	1	2	1.83	5	4	0	0	0	0	0	0	19.2	11	5	4	1	1	7	0	26	.162	5	0	0	77
31	Olivares, J	DSL TWI	R	1	0	2.25	3	1	0	0	0	0	0	0	4.0	2	1	1	0	1	1	0	5	.143	1	2	0	16
40	Paredes, O	DSL TWI	R	1	3	6.23	8	0	0	0	2	0	0	2	17.1	19	12	12	0	1	6	0	14	.284	3	1	3	74
	Polanco, L	DSL TWI	L	0	0	0.00	1	0	0	0	1	0	1	1	1.0	0	0	0	0	0	2	0	2	.000	1	0	0	6
58	Rojas, J	DSL TWI	L	0	0	1.84	7	3	0	0	2	0	1	1	14.2	5	8	3	0	3	9	0	18	.100	0	2	0	63
20	Soriano, E	DSL TWI	R	0	1	4.50	2	1	0	0	1	0	0	0	2.0	1	2	1	1	0	0	0	4	.125	1	0	0	8
40	Tovar, J	DSL TWI	R	1	2	7.71	6	3	0	0	0	0	0	0	9.1	5	11	8	0	3	15	0	7	.167	5	1	0	49
<b>DSL TWI</b>				<b>10</b>	<b>17</b>	<b>5.08</b>	<b>27</b>	<b>27</b>	<b>0</b>	<b>1</b>	<b>27</b>	<b>1</b>	<b>4</b>	<b>10</b>	<b>203.2</b>	<b>152</b>	<b>156</b>	<b>115</b>	<b>4</b>	<b>47</b>	<b>133</b>	<b>1</b>	<b>223</b>	<b>.201</b>	<b>58</b>	<b>17</b>	<b>6</b>	<b>946</b>
<b>OPP</b>				<b>16</b>	<b>10</b>	<b>3.66</b>	<b>26</b>	<b>27</b>	<b>0</b>	<b>2</b>	<b>27</b>	<b>3</b>	<b>4</b>	<b>7</b>	<b>206.2</b>	<b>160</b>	<b>107</b>	<b>84</b>	<b>5</b>	<b>30</b>	<b>94</b>	<b>3</b>	<b>240</b>	<b>.210</b>	<b>41</b>	<b>6</b>	<b>8</b>	<b>891</b>

Dominican Summer League Standings - 2021 - Regular Season

	W	L	PCT	GB	L10	STRK	HOME	ROAD	RS	RA	DIFF
<b>DSL North</b>											
DSL Rangers1	20	7	.741	-	8-2	L1	13-2	7-5	161	91	70
DSL Red Sox Blue	16	10	.615	3.5	6-4	W4	11-2	5-8	148	108	40
DSL Pirates Black	14	12	.538	5.5	6-4	W1	8-5	6-7	94	105	-11
DSL Dodgers Shoemaker	13	12	.520	6.0	5-5	W1	8-5	5-7	145	114	31
DSL Cubs Blue	12	13	.480	7.0	8-2	W1	7-5	5-8	88	103	-15
DSL Rays2	11	12	.478	7.0	6-4	L1	6-3	5-9	102	116	-14
DSL Royals White	9	13	.409	8.5	5-5	W1	7-6	2-7	83	104	-21
DSL Indians Red	8	16	.333	10.5	2-8	L8	5-6	3-10	100	147	-47
<b>DSL South</b>											
DSL Rockies	20	8	.714	-	7-3	L1	10-5	10-3	157	110	47
DSL Angels	15	11	.577	4.0	8-2	L1	7-5	8-6	135	96	39
DSL Mets1	15	14	.517	5.5	6-4	W1	7-7	8-7	109	138	-29
DSL Phillies Red	14	14	.500	6.0	6-4	L1	8-7	6-7	102	111	-9
DSL Nationals	13	13	.500	6.0	4-6	L2	8-5	5-8	108	98	10
DSL Yankees1	12	14	.462	7.0	5-5	W3	5-9	7-5	154	123	31
DSL Twins	10	17	.370	9.5	4-6	W1	4-10	6-7	107	156	-49
DSL Cardinals Blue	10	18	.357	10.0	0-10	L10	5-8	5-10	117	164	-47
<b>DSL Northeast</b>											
DSL Colorado	20	8	.714	-	7-3	W1	10-3	10-5	148	68	80
DSL Mariners	17	11	.607	3.0	5-5	W2	9-6	8-5	154	112	42
DSL Yankees2	13	13	.500	6.0	3-7	L1	6-6	7-7	169	153	16
DSL Brewers2	13	14	.481	6.5	5-5	L1	5-9	8-5	96	103	-7
DSL Giants Orange	10	11	.476	6.5	7-3	L1	5-5	5-6	90	114	-24
DSL D-backs2	11	17	.393	9.0	4-6	W1	6-7	5-10	79	130	-51
DSL Orioles2	9	15	.375	9.0	3-7	L1	5-9	4-6	83	127	-44
DSL Pirates Gold	8	18	.308	11.0	4-6	L1	4-10	4-8	91	133	-42
<b>DSL Northwest</b>											
DSL Indians Blue	15	7	.682	-	6-4	W2	8-3	7-4	106	75	31
DSL Dodgers Bautista	14	9	.609	1.5	5-5	L2	6-4	8-5	115	104	11
DSL Royals Blue	13	9	.591	2.0	5-5	W2	4-6	9-3	98	92	6
DSL Red Sox Red	14	10	.583	2.0	5-5	L3	7-5	7-5	88	97	-9
DSL Marlins	11	12	.478	4.5	3-7	L2	6-5	5-7	115	113	2
DSL Rays1	10	14	.417	6.0	4-6	W2	8-6	2-8	108	85	23
DSL Athletics	6	12	.333	7.0	4-6	L1	4-6	2-6	75	92	-17
DSL Astros	6	15	.286	8.5	4-6	L1	3-7	3-8	84	141	-57
<b>DSL Baseball City</b>											
DSL Padres	20	7	.741	-	8-2	W2	13-2	7-5	162	128	34
DSL Blue Jays	16	10	.615	3.5	7-3	L1	7-6	9-4	148	120	28
DSL Reds	12	13	.480	7.0	3-7	L2	6-5	6-8	156	137	19
DSL White Sox	13	15	.464	7.5	4-6	L1	6-8	7-7	119	147	-28
DSL Orioles1	8	15	.348	10.0	4-6	W1	2-8	6-7	91	96	-5
DSL D-backs1	10	18	.357	10.5	3-7	L3	4-11	6-7	99	126	-27
<b>DSL San Pedro</b>											
DSL Phillies White	16	10	.615	-	6-4	W1	9-3	7-7	105	85	20
DSL Cardinals Red	14	10	.583	1.0	7-3	W1	9-4	5-6	113	108	5
DSL Brewers1	14	12	.538	2.0	6-4	W1	7-4	7-8	131	92	39
DSL Rangers2	15	13	.536	2.0	6-4	W3	10-3	5-10	125	136	-11
DSL Giants Black	10	9	.526	2.5	7-3	W2	9-2	1-7	115	100	15
DSL Tigers	10	15	.400	5.5	5-5	W1	5-7	5-8	117	138	-21
DSL Mets2	10	16	.385	6.0	4-6	L1	6-8	4-8	97	116	-19
DSL Cubs Red	9	17	.346	7.0	1-9	L1	4-9	5-8	109	144	-35