





# TWINS MINOR LEAGUE REPORT



Sunday, August 15, 2021

	TEAM	LEVEL	RECORD	YESTERDAY'S SCORE
	St. Paul Saints	TRIPLE-A	47-41; 2.5 GB 3rd in Triple-A East, Midwest Division	L, 4-7 at Indianapolis
	Wichita Wind Surge	DOUBLE-A	51-38; - - GB 1st in Double-A Central, North Division	L, 2-5 at Tulsa
	Cedar Rapids Kernels	HIGH-A	48-41; 11.0 GB 2nd in High-A Central, West Division	L, 3-7 at Peoria
	Fort Myers Mighty Mussels	LOW-A	44-41; 14.5 GB 3rd in Low-A Southeast, West Division	L, 1-2 at Bradenton
	FCL Twins	ROOKIE	9-21, 11.5 GB 7th in FCL, South Division	Game SSPD makeup scheduled for 8/28
	DSL Twins	DSL	9-16, 9.0 GB 8th in DSL, South Division	L, 2-3 at DSL Angels

Indianapolis Indians (43-45) 7, St. Paul Saints (47-41) 4  
 Aug 14th, 2021

	<b>1</b>	<b>2</b>	<b>3</b>	<b>4</b>	<b>5</b>	<b>6</b>	<b>7</b>	<b>8</b>	<b>9</b>	<b>R</b>	<b>H</b>	<b>E</b>
<b>St. Paul</b>	1	0	3	0	0	0	0	0	0	4	7	2
<b>Indianapolis</b>	0	0	0	0	0	0	4	3	x	7	6	0

St. Paul	AB	R	H	RBI	BB	SO	LOB	AVG	Indianapolis	AB	R	H	RBI	BB	SO	LOB	AVG
Gordon, 3B	4	1	2	3	0	0	0	.288	Tucker, RF	4	1	0	0	1	3	2	.231
Miranda, LF	3	0	1	0	1	0	2	.345	Oliva, CF	4	0	0	0	1	2	4	.215
Telis, C	4	1	2	1	0	0	3	.289	Evans, 1B	4	0	1	2	0	2	2	.400
Contreras, DH	4	0	0	0	0	1	3	.254	Chavis, 2B	3	0	1	0	1	2	2	.274
Celestino, RF	3	0	0	0	0	0	0	.273	Madris, DH	2	0	1	0	2	0	1	.269
Maggi, 2B	4	0	0	0	0	1	2	.235	1-Marcano, PR-DH	0	1	0	0	0	0	0	.237
Riddle, SS	4	0	0	0	0	0	0	.189	Owen, 3B	3	1	0	0	1	2	4	.235
Tomscha, 1B	4	1	2	0	0	0	0	.239	González, E, SS	4	2	1	0	0	1	4	.176
Broxton, CF	3	1	0	0	1	2	1	.189	Hudson, J, C	0	0	0	0	0	0	0	.196
Burrows, P	0	0	0	0	0	0	0	.000	Bethancourt, C	3	2	1	2	1	1	1	.274
Moran, P	0	0	0	0	0	0	0	.000	Sharpe, LF	3	0	1	3	1	1	1	.203
Mason, P	0	0	0	0	0	0	0	.000	Sulser, P	0	0	0	0	0	0	0	.000
Barraclough, P	0	0	0	0	0	0	0	.000	Anderson, T, P	0	0	0	0	0	0	0	.000
Hamilton, I, P	0	0	0	0	0	0	0	.000	Mella, P	0	0	0	0	0	0	0	.000
<b>Totals</b>	<b>33</b>	<b>4</b>	<b>7</b>	<b>4</b>	<b>2</b>	<b>4</b>	<b>11</b>	<b>.245</b>	<b>Totals</b>	<b>30</b>	<b>7</b>	<b>6</b>	<b>7</b>	<b>8</b>	<b>14</b>	<b>21</b>	<b>.237</b>

**BATTING**  
**HR** : Telis (8, 1st inning off Sulser, 0 on, 2 out); Gordon (3, 3rd inning off Sulser, 2 on, 0 out).  
**TB** : Gordon 5; Miranda; Telis 5; Tomscha 2.  
**RBI** : Gordon 3 (9); Telis (35).  
**2-out RBI** : Telis.  
**Runners left in scoring position, 2 out** : Maggi; Telis 2.  
**GIDP** : Contreras.  
**Team RISP** : 1-for-5.  
**Team LOB** : 5.  
**FIELDING**  
**E** : Celestino (1, fielding); Gordon (4, throw).  
**DP** : (Riddle-Maggi-Tomscha).

1-Ran for Madris in the 8th.  
**BATTING**  
**2B** : Evans (4, Barraclough); Sharpe (22, Hamilton, I).  
**3B** : Bethancourt (1, Mason).  
**TB** : Bethancourt 3; Chavis; Evans 2; González, E; Madris; Sharpe 2.  
**RBI** : Bethancourt 2 (44); Evans 2 (3); Sharpe 3 (24).  
**2-out RBI** : Evans 2.  
**Runners left in scoring position, 2 out** : Oliva; Bethancourt; Chavis 2; Evans.  
**GIDP** : González, E.  
**Team RISP** : 3-for-13.  
**Team LOB** : 7.

**BASERUNNING**  
**SB** : Oliva (5, 2nd base off Burrows/Telis); Madris (1, 2nd base off Burrows/Telis); Sharpe (4, 2nd base off Burrows/Telis).  
**FIELDING**  
**DP** : (Chavis-González, E-Evans).

St. Paul	IP	H	R	ER	BB	SO	HR	ERA	Indianapolis	IP	H	R	ER	BB	SO	HR	ERA
Burrows	3.0	1	0	0	2	5	0	4.34	Sulser	6.1	7	4	4	2	3	2	4.50
Moran	2.0	1	0	0	1	3	0	2.33	Anderson, T (W, 2-1)	1.2	0	0	0	0	0	0	1.37
Mason	1.1	2	4	4	3	1	0	9.45	Mella (S, 2)	1.0	0	0	0	0	1	0	0.00
Barraclough (BS, 3)	0.2	1	0	0	0	2	0	3.00	<b>Totals</b>	<b>9.0</b>	<b>7</b>	<b>4</b>	<b>4</b>	<b>2</b>	<b>4</b>	<b>2</b>	<b>4.42</b>
Hamilton, I (L, 3-2)	1.0	1	3	2	2	3	0	3.07									
<b>Totals</b>	<b>8.0</b>	<b>6</b>	<b>7</b>	<b>6</b>	<b>8</b>	<b>14</b>	<b>0</b>	<b>4.55</b>									

**WP** : Hamilton, I.  
**HBP** : Celestino (by Sulser).  
**Pitches-strikes** : Burrows 55-31; Moran 37-25; Mason 30-18; Barraclough 9-8; Hamilton, I 36-22; Sulser 94-60; Anderson, T 16-10; Mella 12-10.  
**Groundouts-flyouts** : Burrows 0-3; Moran 2-0; Mason 2-1; Barraclough 0-0; Hamilton, I 1-0; Sulser 9-6; Anderson, T 3-2; Mella 1-1.  
**Batters faced** : Burrows 12; Moran 7; Mason 9; Barraclough 3; Hamilton, I 7; Sulser 28; Anderson, T 5; Mella 3.  
**Inherited runners-scored** : Barraclough 2-2; Anderson, T 2-0.  
**Umpires** : HP: Mark Stewart. 1B: Wayne Kraus. 3B: Jose Matamoros.  
**Official Scorer** : Kim Rogers  
**Weather** : 82 degrees, Partly Cloudy  
**Wind** : 10 mph, In From CF  
**First pitch** : 7:05 PM  
**T** : 2:50  
**Att** : 9,185  
**Venue** : Victory Field  
**August 14, 2021**

St. Paul Saints Hitting - 2021 - Regular Season - All Players

#	Player	Team	B	AVG	G	AB	R	H	TB	2B	3B	HR	RBI	BB	IBB	SO	SB	CS	OBP	SLG	OPS	PA	SAC	SF	HBP	GIDP	E
37	Albers, A	STP	R	.500	1	2	0	1	1	0	0	0	0	0	0	0	0	0	.500	.500	1.000	2	0	0	0	0	1
2	Arraez, L	STP	L	.250	2	8	2	2	2	0	0	0	2	1	0	0	0	0	.333	.250	.583	9	0	0	0	0	0
50	Astudillo, W	STP	R	.281	22	89	13	25	34	3	0	2	8	3	1	4	3	0	.319	.382	.701	94	0	0	2	5	2
53	Bañuelos, D	STP	R	.178	15	45	6	8	12	2	1	0	2	2	0	17	0	0	.213	.267	.479	47	0	0	0	1	2
13	Blankenhorn, T	OKC	L	.000	3	3	0	0	0	0	0	0	0	0	0	2	0	0	.000	.000	.000	3	0	0	0	0	0
13	Blankenhorn, T	STP	L	.182	3	11	1	2	3	1	0	0	1	2	0	6	0	0	.308	.273	.580	13	0	0	0	0	1
13	Blankenhorn, T	SYR	L	.247	25	81	14	20	43	5	0	6	18	18	0	23	2	2	.386	.531	.917	101	0	1	1	0	0
13	Blankenhorn, T	TAC	L	.250	4	20	1	5	8	0	0	1	4	0	0	5	0	0	.250	.400	.650	20	0	0	0	0	1
13	Blankenhorn, T	4 Teams	L	.235	35	115	16	27	54	6	0	7	23	20	0	36	2	2	.350	.470	.820	137	0	1	1	0	2
9	Broxton, K	STP	R	.189	71	217	37	41	74	6	0	9	26	30	0	111	10	1	.292	.341	.634	253	0	3	3	1	1
16	Buxton, B	STP	R	.556	3	9	4	5	14	1	1	2	7	2	0	1	0	0	.583	1.556	2.139	12	0	1	0	0	0
65	Cave, J	STP	L	.367	8	30	6	11	15	1	0	1	5	5	0	10	0	1	.472	.500	.972	36	0	0	1	2	0
4	Celestino, G	STP	R	.273	11	44	7	12	23	2	0	3	11	3	0	10	0	0	.333	.523	.856	48	0	0	1	1	1
26	Contreras, M	STP	L	.254	56	197	34	50	104	14	2	12	35	13	2	68	6	3	.330	.528	.858	224	0	3	11	4	0
8	Coulombe, D	STP	L	.000	1	0	0	0	0	0	0	0	0	0	0	0	0	0	.000	.000	.000	0	0	0	0	0	0
13	Descalso, D	STP	L	.093	24	75	9	7	15	2	0	2	4	14	0	31	0	0	.244	.200	.444	90	0	0	1	3	2
8	Encarnacion, Y	STP	L	.200	11	30	1	6	7	1	0	0	2	2	0	14	0	0	.250	.233	.483	32	0	0	0	0	1
47	Garlick, K	STP	R	.286	2	7	0	2	2	0	0	0	1	1	0	1	0	0	.375	.286	.661	8	0	0	0	0	0
46	Garver, M	STP	R	.250	4	16	3	4	4	0	0	0	2	2	0	3	0	0	.368	.250	.618	19	0	0	1	1	0
1	Gordon, N	STP	L	.288	17	66	11	19	30	0	1	3	9	6	0	11	7	2	.347	.455	.802	72	0	0	0	1	4
27	Jeffers, R	STP	R	.217	24	83	13	18	37	4	0	5	16	16	0	26	0	0	.340	.446	.786	103	0	3	1	4	1
21	Johnson, S	STP	L	.235	37	119	16	28	47	6	2	3	17	20	0	41	1	0	.350	.395	.745	140	0	0	1	1	2
38	Kepler, M	STP	L	.091	3	11	0	1	1	0	0	0	0	0	0	1	0	0	.091	.091	.182	11	0	0	0	1	0
31	Kerrigan, J	STP	R	.259	72	220	40	57	113	8	0	16	36	28	2	80	3	1	.355	.514	.869	256	0	2	6	7	1
11	Kirilloff, A	STP	L	.500	2	6	2	3	9	0	0	2	3	0	0	2	0	0	.500	1.500	2.000	6	0	0	0	0	0
11	Larnach, T	STP	L	.231	3	13	4	3	9	0	0	2	4	2	0	8	0	0	.333	.692	1.026	15	0	0	0	0	0
	Lin, T	STP	L	.269	7	26	8	7	8	1	0	0	4	4	0	8	3	0	.367	.308	.674	30	0	0	0	0	1
11	Maggi, D	STP	R	.235	65	217	40	51	97	11	1	11	28	26	0	78	8	2	.340	.447	.787	253	0	1	9	6	5
66	Miranda, J	STP	R	.345	40	168	36	58	101	13	0	10	27	16	1	29	0	1	.410	.601	1.011	188	0	1	3	4	7
4	Ozoria, D	STP	S	.000	3	3	0	0	0	0	0	0	0	0	0	1	0	0	.000	.000	.000	3	0	0	0	0	0
56	Peña, R	STP	R	.202	27	84	5	17	27	4	0	2	11	7	0	12	0	0	.269	.321	.590	93	0	1	1	5	3
62	Refsnyder, R	STP	R	.318	18	66	13	21	41	5	0	5	14	12	0	13	0	0	.425	.621	1.046	80	0	1	1	2	0
12	Riddle, J	STP	L	.189	74	264	31	50	79	10	2	5	27	20	1	52	3	2	.257	.299	.556	292	0	3	5	6	7
19	Rooker, B	STP	R	.239	61	218	39	52	119	8	1	19	48	38	2	80	1	2	.362	.546	.908	265	0	3	6	7	1
2	Rortvedt, B	STP	L	.286	21	77	15	22	39	5	0	4	15	3	0	19	0	0	.329	.506	.836	82	0	0	2	1	1
63	Stankiewicz, D	STP	S	.250	14	48	6	12	16	4	0	0	3	6	0	11	0	0	.333	.333	.667	54	0	0	0	1	1
18	Telis, T	STP	S	.289	61	249	30	72	104	6	1	8	35	16	0	35	4	0	.336	.418	.754	268	0	1	2	4	2
23	Tomscha, D	STP	R	.239	57	197	24	47	84	10	0	9	26	17	0	54	0	1	.315	.426	.742	219	0	0	5	3	2
	Wiel, Z	STP	R	.250	2	8	0	2	2	0	0	0	0	0	0	3	0	0	.250	.250	.500	8	0	0	0	0	1
	<b>STP</b>			<b>.245</b>	<b>88</b>	<b>2923</b>	<b>456</b>	<b>716</b>	<b>1273</b>	<b>128</b>	<b>12</b>	<b>135</b>	<b>429</b>	<b>317</b>	<b>9</b>	<b>840</b>	<b>49</b>	<b>16</b>	<b>.329</b>	<b>.436</b>	<b>.765</b>	<b>3325</b>	<b>0</b>	<b>23</b>	<b>62</b>	<b>71</b>	<b>60</b>
	<b>OPP</b>			<b>.251</b>	<b>88</b>	<b>2977</b>	<b>425</b>	<b>746</b>	<b>1212</b>	<b>158</b>	<b>13</b>	<b>94</b>	<b>409</b>	<b>324</b>	<b>0</b>	<b>805</b>	<b>59</b>	<b>18</b>	<b>.333</b>	<b>.407</b>	<b>.740</b>	<b>3386</b>	<b>11</b>	<b>18</b>	<b>53</b>	<b>53</b>	



Triple-A East Standings - 2021 - Regular Season

<b>AAA-E Northeast</b>	<b>W</b>	<b>L</b>	<b>PCT</b>	<b>GB</b>	<b>L10</b>	<b>STRK</b>	<b>HOME</b>	<b>ROAD</b>	<b>RS</b>	<b>RA</b>	<b>DIFF</b>
Buffalo	53	33	.616	-	7-3	L1	33-14	20-19	433	327	106
Scranton/WB	51	33	.607	1.0	4-6	W1	26-19	25-14	453	358	95
Worcester	46	41	.529	7.5	4-6	L4	25-20	21-21	422	434	-12
Lehigh Valley	40	46	.465	13.0	5-5	L1	22-20	18-26	397	439	-42
Rochester	34	50	.405	18.0	3-7	W1	17-21	17-29	373	429	-56
Syracuse	33	54	.379	20.5	7-3	W4	14-26	19-28	427	518	-91
<b>AAA-E Southeast</b>	<b>W</b>	<b>L</b>	<b>PCT</b>	<b>GB</b>	<b>L10</b>	<b>STRK</b>	<b>HOME</b>	<b>ROAD</b>	<b>RS</b>	<b>RA</b>	<b>DIFF</b>
Durham	56	32	.636	-	4-6	W1	32-15	24-17	506	332	174
Jacksonville	51	38	.573	5.5	6-4	W2	25-22	26-16	399	402	-3
Gwinnett	50	39	.562	6.5	8-2	L1	30-17	20-22	465	379	86
Nashville	50	39	.562	6.5	5-5	L3	29-19	21-20	442	414	28
Memphis	41	47	.466	15.0	3-7	L1	22-20	19-27	378	458	-80
Norfolk	35	51	.407	20.0	5-5	W1	21-18	14-33	361	450	-89
Charlotte	31	57	.352	25.0	3-7	L2	17-25	14-32	422	515	-93
<b>AAA-E Midwest</b>	<b>W</b>	<b>L</b>	<b>PCT</b>	<b>GB</b>	<b>L10</b>	<b>STRK</b>	<b>HOME</b>	<b>ROAD</b>	<b>RS</b>	<b>RA</b>	<b>DIFF</b>
Omaha	49	38	.563	-	4-6	W1	26-14	23-24	478	462	16
Toledo	49	39	.557	0.5	4-6	L2	28-14	21-25	466	400	66
St. Paul	47	41	.534	2.5	6-4	L1	25-22	22-19	456	425	31
Indianapolis	43	45	.489	6.5	6-4	W1	23-18	20-27	414	422	-8
Columbus	39	48	.448	10.0	5-5	W2	21-25	18-23	405	495	-90
Iowa	38	49	.437	11.0	4-6	L1	19-28	19-21	399	434	-35
Louisville	36	52	.409	13.5	6-4	W3	18-22	18-30	362	365	-3

**Tulsa Drillers (48-41) 5, Wichita Wind Surge (51-38) 2**  
**Aug 14th, 2021**

	<b>1</b>	<b>2</b>	<b>3</b>	<b>4</b>	<b>5</b>	<b>6</b>	<b>7</b>	<b>8</b>	<b>9</b>	<b>R</b>	<b>H</b>	<b>E</b>
<b>Wichita</b>	0	0	1	0	0	0	0	1	0	2	6	0
<b>Tulsa</b>	1	0	0	0	0	1	3	0	x	5	7	1

<b>Wichita</b>	<b>AB</b>	<b>R</b>	<b>H</b>	<b>RBI</b>	<b>BB</b>	<b>SO</b>	<b>LOB</b>	<b>AVG</b>
Martin, SS	3	0	0	0	0	2	1	.270
Boyd, LF	4	2	2	2	0	0	2	.311
Palacios, 3B	4	0	0	0	0	0	1	.261
Cabbage, DH	4	0	0	0	0	2	1	.245
Bechtold, 1B	4	0	1	0	0	2	0	.232
De La Trinidad, RF	3	0	2	0	1	1	0	.283
Whitefield, CF	4	0	0	0	0	2	4	.257
Burt, 2B	3	0	1	0	0	1	1	.254
Hamilton, C, C	3	0	0	0	0	1	1	.207
Sands, P	0	0	0	0	0	0	0	.000
Manoah Jr., P	0	0	0	0	0	0	0	.000
García, Ja, P	0	0	0	0	0	0	0	.000
<b>Totals</b>	<b>32</b>	<b>2</b>	<b>6</b>	<b>2</b>	<b>1</b>	<b>11</b>	<b>11</b>	<b>.256</b>

<b>Tulsa</b>	<b>AB</b>	<b>R</b>	<b>H</b>	<b>RBI</b>	<b>BB</b>	<b>SO</b>	<b>LOB</b>	<b>AVG</b>
Outman, CF	4	0	0	0	0	2	3	.313
Busch, 2B	4	1	2	2	0	2	0	.238
Vargas, M, 3B	4	2	2	2	0	1	1	.300
Yurchak, 1B	2	0	0	0	2	1	1	.413
Noda, LF	4	0	0	0	0	3	3	.228
Feduccia, DH	4	0	0	0	0	1	1	.236
Amaya, SS	3	1	1	0	1	0	1	.216
Cuadrado, RF	3	0	0	0	0	2	2	.229
Noriega, C	3	1	2	1	0	1	0	.222
Martinez, J, P	0	0	0	0	0	0	0	.000
Schwaab, P	0	0	0	0	0	0	0	.000
Ochsenbein, P	0	0	0	0	0	0	0	.000
<b>Totals</b>	<b>31</b>	<b>5</b>	<b>7</b>	<b>5</b>	<b>3</b>	<b>13</b>	<b>12</b>	<b>.243</b>

**BATTING**

**HR** : Boyd 2 (12, 3rd inning off Martinez, J, 0 on, 2 out, 8th inning off Ochsenbein, 0 on, 2 out).

**TB** : Bechtold; Boyd 8; Burt; De La Trinidad 2.

**RBI** : Boyd 2 (50).

**2-out RBI** : Boyd 2.

**Runners left in scoring position, 2 out** : Boyd.

**GIDP** : Whitefield.

**Team RISP** : 0-for-4.

**Team LOB** : 5.

**BASERUNNING**

**SB** : Burt (12, 2nd base off Martinez, J/Noriega).

**BATTING**

**2B** : Busch (17, Sands); Noriega (1, Manoah Jr.).

**HR** : Vargas, M 2 (12, 1st inning off Sands, 0 on, 2 out, 6th inning off Sands, 0 on, 0 out);

Busch (14, 7th inning off Manoah Jr., 1 on, 2 out).

**TB** : Amaya; Busch 6; Noriega 3; Vargas, M 8.

**RBI** : Busch 2 (40); Noriega (1); Vargas, M 2 (42).

**2-out RBI** : Busch 2; Vargas, M.

**Runners left in scoring position, 2 out** : Outman; Noda.

**Team RISP** : 2-for-8.

**Team LOB** : 5.

**FIELDING**

**E** : Noriega (1, throw).

**DP** : (Busch-Amaya-Yurchak).

<b>Wichita</b>	<b>IP</b>	<b>H</b>	<b>R</b>	<b>ER</b>	<b>BB</b>	<b>SO</b>	<b>HR</b>	<b>ERA</b>
Sands (L, 2-1)	5.2	5	2	2	1	10	2	2.83
Manoah Jr.	1.1	2	3	3	1	2	1	11.57
García, Ja	1.0	0	0	0	1	1	0	5.40
<b>Totals</b>	<b>8.0</b>	<b>7</b>	<b>5</b>	<b>5</b>	<b>3</b>	<b>13</b>	<b>3</b>	<b>4.48</b>

<b>Tulsa</b>	<b>IP</b>	<b>H</b>	<b>R</b>	<b>ER</b>	<b>BB</b>	<b>SO</b>	<b>HR</b>	<b>ERA</b>
Martinez, J	5.0	3	1	1	1	4	1	9.90
Schwaab (W, 4-0)	2.0	0	0	0	0	4	0	3.06
Ochsenbein	2.0	3	1	1	0	3	1	2.82
<b>Totals</b>	<b>9.0</b>	<b>6</b>	<b>2</b>	<b>2</b>	<b>1</b>	<b>11</b>	<b>2</b>	<b>4.09</b>

**WP** : Manoah Jr.

**HBP** : Martin (by Martinez, J).

**Pitches-strikes** : Sands 87-57; Manoah Jr. 32-18; García, Ja 16-8; Martinez, J 79-49; Schwaab 31-20; Ochsenbein 29-19.

**Groundouts-flyouts** : Sands 5-2; Manoah Jr. 2-0; García, Ja 1-1; Martinez, J 6-2; Schwaab 2-0; Ochsenbein 1-0.

**Batters faced** : Sands 23; Manoah Jr. 7; García, Ja 4; Martinez, J 20; Schwaab 6; Ochsenbein 8.

**Umpires** : HP: Ty Krauss. 1B: Harrison Silverman. 3B: Luis Hernandez.

**Official Scorer** : Duane Dapron

**Weather** : 85 degrees, Partly Cloudy

**Wind** : 7 mph, L To R

**First pitch** : 7:07 PM

**T** : 2:31

**Att** : 5,839

**Venue** : ONEOK Field

**August 14, 2021**

Wichita Wind Surge Hitting - 2021 - Regular Season - All Players

#	Player	Team	B	AVG	G	AB	R	H	TB	2B	3B	HR	RBI	BB	IBB	SO	SB	CS	OBP	SLG	OPS	PA	SAC	SF	HBP	GIDP	E
9	Bañuelos, D	WCH	R	.185	15	54	7	10	12	2	0	0	4	3	0	19	0	0	.237	.222	.460	59	0	1	1	1	1
5	Bechtold, A	WCH	R	.232	78	280	43	65	123	19	0	13	34	39	0	107	1	1	.328	.439	.768	323	0	2	2	5	7
45	Boyd, B	WCH	L	.311	59	225	41	70	120	12	1	12	50	21	1	44	7	0	.375	.533	.908	251	0	2	3	4	2
9	Burt, D	AMA	R	.200	11	35	3	7	8	1	0	0	0	4	0	12	2	1	.282	.229	.511	39	0	0	0	0	1
9	Burt, D	WCH	R	.278	27	79	16	22	31	4	1	1	8	16	0	18	10	4	.396	.392	.788	97	1	1	0	3	1
9	Burt, D	2 Teams	R	.254	38	114	19	29	39	5	1	1	8	20	0	30	12	5	.363	.342	.705	136	1	1	0	3	2
12	Cabbage, T	WCH	L	.245	40	151	24	37	82	7	1	12	29	17	0	72	1	0	.324	.543	.867	170	0	1	1	0	1
17	Cabrera, L	WCH	R	.241	27	83	16	20	31	2	0	3	10	12	1	29	1	1	.337	.373	.710	96	1	0	0	5	2
1	Celestino, G	WCH	R	.250	21	84	10	21	32	5	0	2	7	11	0	24	0	1	.344	.381	.725	96	0	0	1	1	0
1	Contreras, M	WCH	L	.269	19	67	10	18	30	4	1	2	11	9	0	22	3	0	.355	.448	.803	76	0	0	0	1	0
15	De La Trinidad, E	WCH	L	.283	61	219	34	62	96	9	2	7	32	15	0	52	1	2	.361	.438	.800	252	0	2	13	0	2
12	Encarnacion, Y	WCH	L	.125	14	48	5	6	7	1	0	0	7	6	0	16	2	1	.218	.146	.364	55	0	1	0	1	2
20	Garland, N	WCH	R	.200	4	10	1	2	5	0	0	1	1	0	0	5	0	0	.200	.500	.700	10	0	0	0	0	0
8	Hamilton, C	WCH	R	.207	60	184	23	38	69	8	1	7	26	38	0	72	3	1	.342	.375	.717	225	0	2	1	4	9
21	Johnson, S	WCH	L	.107	11	28	6	3	5	2	0	0	3	6	0	7	1	0	.306	.179	.484	36	0	0	2	1	0
8	Kerrigan, J	WCH	R	.125	2	8	0	1	3	0	1	0	0	0	0	3	0	0	.125	.375	.500	8	0	0	0	0	0
50	Lau, A	WCH	R	.000	1	0	0	0	0	0	0	0	0	0	0	0	0	0	.000	.000	.000	0	0	0	0	0	0
20	Martin, A	NH	R	.281	55	196	43	55	75	10	2	2	16	37	0	53	9	3	.424	.383	.807	250	0	3	14	1	10
20	Martin, A	WCH	R	.270	11	37	8	10	15	2	0	1	7	7	0	8	1	0	.460	.405	.865	50	0	0	6	0	2
20	Martin, A	2 Teams	R	.279	66	233	51	65	90	12	2	3	23	44	0	61	10	3	.430	.386	.816	300	0	3	20	1	12
22	Miranda, J	WCH	R	.345	47	194	36	67	114	8	0	13	38	17	2	25	4	2	.408	.588	.996	218	0	2	5	5	4
11	Mooney, P	WCH	L	.163	36	129	11	21	29	0	1	2	12	14	0	31	1	1	.245	.225	.470	143	0	0	0	3	3
25	Morales, R	WCH	R	.305	60	226	29	69	82	8	1	1	25	27	0	32	3	4	.383	.363	.746	256	0	1	2	12	6
4	Palacios, J	WCH	R	.261	81	310	50	81	145	13	0	17	45	38	0	78	14	5	.348	.468	.816	357	1	3	5	9	12
20	Santiago, W	WCH	L	.218	18	55	6	12	18	3	0	1	6	2	0	6	0	0	.246	.327	.573	57	0	0	0	0	2
22	Steer, S	WCH	R	.233	38	146	29	34	74	5	1	11	26	10	1	42	1	0	.294	.507	.801	163	0	3	4	2	5
21	Tomscha, D	WCH	R	.250	5	16	4	4	5	1	0	0	3	2	0	6	1	0	.368	.313	.681	19	0	0	1	1	0
2	Whitefield, A	WCH	R	.257	84	304	51	78	112	8	4	6	46	33	1	86	23	10	.326	.368	.694	345	1	6	1	7	3
1	Williams, C	WCH	R	.262	18	61	10	16	29	5	1	2	10	10	0	23	0	0	.375	.475	.850	72	0	0	1	0	2
<b>WCH</b>				<b>.256</b>	<b>89</b>	<b>2998</b>	<b>470</b>	<b>767</b>	<b>1269</b>	<b>128</b>	<b>16</b>	<b>114</b>	<b>440</b>	<b>353</b>	<b>6</b>	<b>827</b>	<b>78</b>	<b>33</b>	<b>.341</b>	<b>.423</b>	<b>.764</b>	<b>3434</b>	<b>4</b>	<b>27</b>	<b>49</b>	<b>65</b>	<b>77</b>
<b>OPP</b>				<b>.237</b>	<b>89</b>	<b>2972</b>	<b>436</b>	<b>704</b>	<b>1160</b>	<b>98</b>	<b>14</b>	<b>110</b>	<b>404</b>	<b>382</b>	<b>2</b>	<b>935</b>	<b>88</b>	<b>33</b>	<b>.333</b>	<b>.390</b>	<b>.723</b>	<b>3432</b>	<b>6</b>	<b>15</b>	<b>53</b>	<b>53</b>	





Double-A Central Standings - 2021 - Regular Season

<b>AA-C North</b>	<b>W</b>	<b>L</b>	<b>PCT</b>	<b>GB</b>	<b>L10</b>	<b>STRK</b>	<b>HOME</b>	<b>ROAD</b>	<b>RS</b>	<b>RA</b>	<b>DIFF</b>
Wichita	51	38	.573	-	6-4	L3	24-18	27-20	470	436	34
Tulsa	48	41	.539	3.0	7-3	W3	27-20	21-21	466	410	56
Arkansas	47	42	.528	4.0	5-5	W2	26-21	21-21	422	395	27
NW Arkansas	46	42	.523	4.5	6-4	W2	18-22	28-20	514	438	76
Springfield	34	55	.382	17.0	3-7	L2	18-30	16-25	430	580	-150
<b>AA-C South</b>	<b>W</b>	<b>L</b>	<b>PCT</b>	<b>GB</b>	<b>L10</b>	<b>STRK</b>	<b>HOME</b>	<b>ROAD</b>	<b>RS</b>	<b>RA</b>	<b>DIFF</b>
Frisco	52	36	.591	-	5-5	L2	30-18	22-18	408	357	51
Midland	43	46	.483	9.5	3-7	L2	22-19	21-27	450	458	-8
Corpus Christi	42	47	.472	10.5	6-4	W1	22-26	20-21	423	426	-3
San Antonio	41	47	.466	11.0	4-6	W2	20-21	21-26	407	431	-24
Amarillo	39	49	.443	13.0	6-4	L1	20-21	19-28	422	481	-59

Peoria Chiefs (34-55) 7, Cedar Rapids Kernels (48-41) 3

Aug 14th, 2021

	1	2	3	4	5	6	7	8	9	R	H	E
Cedar Rapids	1	0	0	0	0	2	0	0	0	3	6	3
Peoria	0	0	0	3	1	0	3	0	x	7	13	0

	AB	R	H	RBI	BB	SO	LOB	AVG		AB	R	H	RBI	BB	SO	LOB	AVG
<b>Cedar Rapids</b>									<b>Peoria</b>								
Julien, 2B	4	2	2	0	0	1	0	.203	Winn, SS	4	2	2	2	0	1	1	.219
Severino, DH	4	0	1	0	0	3	2	.426	Walker, 3B	3	1	1	0	1	0	1	.295
Wallner, RF	4	0	1	2	0	1	1	.273	Pages, C	3	0	1	0	1	2	1	.235
Isola, 1B	3	0	0	0	1	0	1	.230	Cedeno, L, 1B	4	1	1	1	0	2	2	.248
Gray, 3B	4	0	1	0	0	1	1	.215	Richardson, DH	4	1	2	3	0	2	0	.183
Javier, SS	3	0	0	0	0	2	1	.212	Hernandez, 2B	4	0	2	0	0	2	2	.213
Morales, C	3	0	0	0	0	0	1	.474	Chamberlain, RF	4	0	1	0	0	2	1	.225
Helman, LF	3	0	0	0	0	1	1	.228	Reichenborn, CF	3	1	2	0	1	1	0	.211
Maciel, CF	3	1	1	0	0	1	0	.265	Jew, LF	4	1	1	0	0	3	1	.150
Gipson-Long, P	0	0	0	0	0	0	0	.000	Torres, LF	0	0	0	0	0	0	0	.248
German, P	0	0	0	0	0	0	0	.000	Mikolas, P	0	0	0	0	0	0	0	.000
Featherstone, P	0	0	0	0	0	0	0	.000	Lardner, P	0	0	0	0	0	0	0	.000
Williams, P	0	0	0	0	0	0	0	.000	<b>Totals</b>	<b>33</b>	<b>7</b>	<b>13</b>	<b>6</b>	<b>3</b>	<b>15</b>	<b>9</b>	<b>.239</b>
<b>Totals</b>	<b>31</b>	<b>3</b>	<b>6</b>	<b>2</b>	<b>1</b>	<b>10</b>	<b>8</b>	<b>.233</b>									

**BATTING**

**TB** : Gray; Julien 2; Maciel; Severino; Wallner.

**RBI** : Wallner 2 (30).

**2-out RBI** : Wallner 2.

**GIDP** : Gray; Wallner.

**Team RISP** : 1-for-3.

**Team LOB** : 2.

**BASERUNNING**

**SB** : Julien (8, 2nd base off Mikolas/Pages).

**FIELDING**

**E** : Morales 2 (2, throw, throw); Gray (10, throw).

**Outfield assists** : Helman 2 (Hernandez at 2nd base, Walker at 3rd base).

**BATTING**

**2B** : Reichenborn 2 (11, Gipson-Long, German); Jew (1, German).

**HR** : Richardson (9, 4th inning off Gipson-Long, 1 on, 1 out).

**TB** : Cedeno, L; Chamberlain; Hernandez 2; Jew 2; Pages; Reichenborn 4; Richardson 5; Walker; Winn 2.

**RBI** : Cedeno, L (38); Richardson 3 (31); Winn 2 (8).

**2-out RBI** : Richardson.

**Runners left in scoring position, 2 out** : Chamberlain; Winn; Hernandez 2.

**Team RISP** : 4-for-10.

**Team LOB** : 5.

**BASERUNNING**

**SB** : Walker (4, 2nd base off Gipson-Long/Morales); Winn 3 (7, 2nd base off Gipson-Long/Morales, 3rd base off Gipson-Long/Morales, 2nd base off Featherstone/Morales); Hernandez (5, 2nd base off German/Morales).

**CS** : Chamberlain (7, 2nd base by Gipson-Long/Morales); Reichenborn (6, 2nd base by Williams/Morales).

**FIELDING**

**DP** : 2 (Cedeno, L-Winn; Hernandez-Winn-Cedeno, L).

	IP	H	R	ER	BB	SO	HR	ERA		IP	H	R	ER	BB	SO	HR	ERA
<b>Cedar Rapids</b>									<b>Peoria</b>								
Gipson-Long (L, 0-1)	5.0	8	4	4	1	9	1	7.20	Mikolas (W, 1-0)	7.0	6	3	3	0	8	0	3.86
German	1.0	4	3	3	0	3	0	6.39	Lardner	2.0	0	0	0	1	2	0	4.95
Featherstone	1.0	1	0	0	1	2	0	2.14	<b>Totals</b>	<b>9.0</b>	<b>6</b>	<b>3</b>	<b>3</b>	<b>1</b>	<b>10</b>	<b>0</b>	<b>5.27</b>
Williams	1.0	0	0	0	1	1	0	2.70									
<b>Totals</b>	<b>8.0</b>	<b>13</b>	<b>7</b>	<b>7</b>	<b>3</b>	<b>15</b>	<b>1</b>	<b>3.77</b>									

German pitched to 3 batters in the 7th.

**Pitches-strikes** : Gipson-Long 72-54; German 26-20; Featherstone 20-13; Williams 20-11; Mikolas 86-59; Lardner 25-15.

**Groundouts-flyouts** : Gipson-Long 2-0; German 0-0; Featherstone 0-1; Williams 0-0; Mikolas 6-5; Lardner 2-0.

**Batters faced** : Gipson-Long 21; German 7; Featherstone 5; Williams 3; Mikolas 26; Lardner 6.

**Inherited runners-scored** : Featherstone 1-1.

**Ejections** : Chiefs left fielder Tommy Jew ejected by HP umpire A.J. Choc (9th)

**Umpires** : HP: A.J. Choc. 1B: Mitch Trzeciak.

**Official Scorer** : Robert Ropp

**Weather** : 78 degrees, Clear

**Wind** : 3 mph, In From CF

**First pitch** : 6:37 PM

**T** : 2:49

**Att** : 2,664

**Venue** : Dozer Park

**August 14, 2021**



High-A Central Standings - 2021 - Regular Season

<b>A+C East</b>	<b>W</b>	<b>L</b>	<b>PCT</b>	<b>GB</b>	<b>L10</b>	<b>STRK</b>	<b>HOME</b>	<b>ROAD</b>	<b>RS</b>	<b>RA</b>	<b>DIFF</b>
Dayton	48	41	.539	-	7-3	W1	23-19	25-22	426	443	-17
Great Lakes	47	42	.528	1.0	3-7	W1	19-23	28-19	513	413	100
Lake County	47	42	.528	1.0	5-5	W1	25-16	22-26	414	437	-23
Fort Wayne	42	47	.472	6.0	6-4	W2	21-26	21-21	421	437	-16
Lansing	42	47	.472	6.0	4-6	L1	20-27	22-20	405	454	-49
West Michigan	42	47	.472	6.0	4-6	L1	22-20	20-27	402	396	6
<b>A+C West</b>	<b>W</b>	<b>L</b>	<b>PCT</b>	<b>GB</b>	<b>L10</b>	<b>STRK</b>	<b>HOME</b>	<b>ROAD</b>	<b>RS</b>	<b>RA</b>	<b>DIFF</b>
Quad Cities	58	29	.667	-	6-4	L2	28-12	30-17	524	395	129
Cedar Rapids	48	41	.539	11.0	4-6	L1	29-19	19-22	425	387	38
Wisconsin	42	46	.477	16.5	4-6	L1	25-22	17-24	482	479	3
Beloit	42	47	.472	17.0	7-3	W2	19-23	23-24	480	472	8
South Bend	40	48	.455	18.5	6-4	L2	26-21	14-27	416	483	-67
Peoria	34	55	.382	25.0	4-6	W1	20-27	14-28	394	506	-112

**Bradenton Marauders (53-33) 2, Fort Myers Mighty Mussels (44-41) 1**  
**Aug 14th, 2021**

	<b>1</b>	<b>2</b>	<b>3</b>	<b>4</b>	<b>5</b>	<b>6</b>	<b>7</b>	<b>8</b>	<b>9</b>	<b>10</b>	<b>R</b>	<b>H</b>	<b>E</b>
<b>Fort Myers</b>	0	0	0	0	0	0	0	1	0	0	1	6	1
<b>Bradenton</b>	0	0	1	0	0	0	0	0	0	1	2	5	0

None out when winning run scored.

<b>Fort Myers</b>	<b>AB</b>	<b>R</b>	<b>H</b>	<b>RBI</b>	<b>BB</b>	<b>SO</b>	<b>LOB</b>	<b>AVG</b>	<b>Bradenton</b>	<b>AB</b>	<b>R</b>	<b>H</b>	<b>RBI</b>	<b>BB</b>	<b>SO</b>	<b>LOB</b>	<b>AVG</b>
Urbina, CF	5	0	2	0	0	0	2	.195	Head, LF	4	0	0	0	0	3	2	.208
Cavaco, DH	5	0	1	0	0	1	4	.245	Rodriguez, E, 1B	4	0	0	0	0	1	2	.272
Sabato, 1B	3	1	1	1	1	1	1	.192	Lopez, SS-2B	4	0	1	0	0	1	2	.250
Mack, C	5	0	0	0	0	4	5	.223	Gutierrez, C	4	0	0	0	0	0	1	.300
Feliz, J, 3B	4	0	0	0	0	3	4	.205	Herman, DH	4	1	0	0	0	2	2	.243
Holland, SS	3	0	1	0	1	2	2	.198	Bowen, CF	4	0	1	1	0	1	1	.217
Garry Jr., LF	4	0	0	0	0	2	2	.179	Mojica, 3B	3	1	1	0	0	1	1	.224
Anderson, RF	2	0	1	0	1	0	0	.165	Rivero, RF	3	0	1	1	0	0	0	.271
Santana, R, 2B	4	0	0	0	0	1	3	.211	Acuna, 2B	1	0	1	0	0	0	0	.250
Milacki, P	0	0	0	0	0	0	0	.000	a-Escotto, PH-SS	1	0	0	0	0	0	0	.246
Stankiewicz, P	0	0	0	0	0	0	0	.000	Jones, P	0	0	0	0	0	0	0	.000
Puentes, P	0	0	0	0	0	0	0	.000	Hofmann, P	0	0	0	0	0	0	0	.000
Rozeck, P	0	0	0	0	0	0	0	.000	Dombkowski, P	0	0	0	0	0	0	0	.000
Bentley, P	0	0	0	0	0	0	0	.000	Mateo, O, P	0	0	0	0	0	0	0	.000
<b>Totals</b>	<b>35</b>	<b>1</b>	<b>6</b>	<b>1</b>	<b>3</b>	<b>14</b>	<b>23</b>	<b>.213</b>	<b>Totals</b>	<b>32</b>	<b>2</b>	<b>5</b>	<b>2</b>	<b>0</b>	<b>9</b>	<b>11</b>	<b>.239</b>

**BATTING**

**2B** : Urbina (9, Jones).  
**HR** : Sabato (10, 8th inning off Dombkowski, 0 on, 0 out).  
**TB** : Anderson; Cavaco; Holland; Sabato 4; Urbina 3.  
**RBI** : Sabato (38).  
**Runners left in scoring position, 2 out** : Urbina; Mack; Feliz, J; Cavaco; Holland.  
**Team RISP** : 0-for-12.  
**Team LOB** : 10.

**BASERUNNING**

**SB** : Holland (12, 2nd base off Jones/Gutierrez).  
**CS** : Anderson (2, 2nd base by Hofmann/Gutierrez).  
**PO** : Anderson (1st base by Hofmann).

**FIELDING**

**E** : Santana, R (6, fielding).

a-Grounded out for Acuna in the 8th.

**BATTING**

**2B** : Mojica (7, Milacki); Rivero (2, Milacki).  
**TB** : Acuna; Bowen; Lopez; Mojica 2; Rivero 2.  
**RBI** : Bowen (42); Rivero (6).  
**Runners left in scoring position, 2 out** : Lopez; Mojica.  
**Team RISP** : 3-for-8.  
**Team LOB** : 5.

**BASERUNNING**

**CS** : Acuna (1, 2nd base by Stankiewicz/Mack).

**FIELDING**

**Pickoffs** : Hofmann (Anderson at 1st base).

<b>Fort Myers</b>	<b>IP</b>	<b>H</b>	<b>R</b>	<b>ER</b>	<b>BB</b>	<b>SO</b>	<b>HR</b>	<b>ERA</b>	<b>Bradenton</b>	<b>IP</b>	<b>H</b>	<b>R</b>	<b>ER</b>	<b>BB</b>	<b>SO</b>	<b>HR</b>	<b>ERA</b>
Milacki	4.0	3	1	1	0	6	0	3.73	Jones	3.0	2	0	0	2	6	0	3.12
Stankiewicz	2.0	0	0	0	0	1	0	2.25	Hofmann	4.0	2	0	0	1	3	0	2.75
Puentes	1.0	0	0	0	0	1	0	1.04	Dombkowski (BS, 1)	2.0	2	1	1	0	2	1	1.80
Rozeck	2.0	1	0	0	0	1	0	2.05	Mateo, O (W, 3-2)	1.0	0	0	0	0	3	0	5.72
Bentley (L, 4-3)	0.0	1	1	0	0	0	0	3.05	<b>Totals</b>	<b>10.0</b>	<b>6</b>	<b>1</b>	<b>1</b>	<b>3</b>	<b>14</b>	<b>1</b>	<b>3.94</b>
<b>Totals</b>	<b>9.0</b>	<b>5</b>	<b>2</b>	<b>1</b>	<b>0</b>	<b>9</b>	<b>0</b>	<b>3.97</b>									

Bentley pitched to 1 batter in the 10th.

**WP** : Bentley; Mateo, O.  
**HBP** : Anderson (by Jones); Sabato (by Jones); Acuna (by Stankiewicz).  
**Pitches-strikes** : Milacki 66-44; Stankiewicz 23-17; Puentes 15-9; Rozeck 25-19; Bentley 3-2; Jones 65-37; Hofmann 61-40; Dombkowski 23-16; Mateo, O 13-10.  
**Groundouts-flyouts** : Milacki 3-2; Stankiewicz 3-1; Puentes 2-1; Rozeck 3-1; Bentley 0-0; Jones 2-1; Hofmann 3-4; Dombkowski 1-2; Mateo, O 0-0.  
**Batters faced** : Milacki 15; Stankiewicz 6; Puentes 4; Rozeck 7; Bentley; Jones 15; Hofmann 14; Dombkowski 8; Mateo, O 3.  
**Umpires** : HP: Kaleb Martin. 1B: Austin Nelson.

**Official Scorer** : David Taylor

**Weather** : 86 degrees, Cloudy

**Wind** : 10 mph, In From RF

**First pitch** : 12:03 PM

**T** : 2:55

**Att** : 696

**Venue** : LECOM Park

**August 14, 2021**



Low-A Southeast Standings - 2021 - Regular Season

<b>A-SE East</b>	<b>W</b>	<b>L</b>	<b>PCT</b>	<b>GB</b>	<b>L10</b>	<b>STRK</b>	<b>HOME</b>	<b>ROAD</b>	<b>RS</b>	<b>RA</b>	<b>DIFF</b>
St. Lucie	47	40	.540	-	7-3	L3	23-16	24-24	474	414	60
Daytona	44	44	.500	3.5	6-4	W2	24-22	20-22	414	406	8
Jupiter	42	43	.494	4.0	4-6	L2	22-17	20-26	362	389	-27
Palm Beach	26	59	.306	20.0	1-9	L4	16-31	10-28	371	544	-173
<b>A-SE West</b>	<b>W</b>	<b>L</b>	<b>PCT</b>	<b>GB</b>	<b>L10</b>	<b>STRK</b>	<b>HOME</b>	<b>ROAD</b>	<b>RS</b>	<b>RA</b>	<b>DIFF</b>
Tampa	59	27	.686	-	6-4	W3	30-16	29-11	601	374	227
Bradenton	53	33	.616	6.0	8-2	W1	29-16	24-17	484	404	80
Fort Myers	44	41	.518	14.5	4-6	L1	24-18	20-23	398	401	-3
Clearwater	39	44	.470	18.5	3-7	L3	20-24	19-20	356	416	-60
Dunedin	40	49	.449	20.5	5-5	W3	17-25	23-24	478	503	-25
Lakeland	37	51	.420	23.0	7-3	W4	18-23	19-28	393	480	-87





Florida Complex League Standings - 2021 - Regular Season

<b>FCL East</b>	<b>W</b>	<b>L</b>	<b>PCT</b>	<b>GB</b>	<b>L10</b>	<b>STRK</b>	<b>HOME</b>	<b>ROAD</b>	<b>RS</b>	<b>RA</b>	<b>DIFF</b>
FCL Astros	18	12	.600	-	7-3	W1	12-3	6-9	148	123	25
FCL Cardinals	15	13	.536	2.0	5-5	W1	8-5	7-8	131	130	1
FCL Mets	17	15	.531	2.0	5-5	W1	9-8	8-7	161	144	17
FCL Marlins	12	16	.429	5.0	5-5	L1	6-7	6-9	126	141	-15
FCL Nationals	12	18	.400	6.0	3-7	L3	8-8	4-10	119	147	-28
<b>FCL North</b>	<b>W</b>	<b>L</b>	<b>PCT</b>	<b>GB</b>	<b>L10</b>	<b>STRK</b>	<b>HOME</b>	<b>ROAD</b>	<b>RS</b>	<b>RA</b>	<b>DIFF</b>
FCL Yankees	20	9	.690	-	6-4	L2	10-4	10-5	208	159	49
FCL Phillies	11	7	.611	3.5	8-2	L1	5-3	6-4	108	88	20
FCL Blue Jays	16	15	.516	5.0	4-6	W1	8-8	8-7	226	168	58
FCL Tigers East	10	17	.370	9.0	6-4	W1	6-9	4-8	141	172	-31
FCL Tigers West	10	19	.345	10.0	4-6	W1	5-9	5-10	110	206	-96
<b>FCL South</b>	<b>W</b>	<b>L</b>	<b>PCT</b>	<b>GB</b>	<b>L10</b>	<b>STRK</b>	<b>HOME</b>	<b>ROAD</b>	<b>RS</b>	<b>RA</b>	<b>DIFF</b>
FCL Rays	22	11	.667	-	5-5	L5	9-7	13-4	217	145	72
FCL Red Sox	20	10	.667	0.5	6-4	L1	12-6	8-4	180	137	43
FCL Pirates Gold	18	10	.643	1.5	5-5	W2	8-7	10-3	150	97	53
FCL Braves	15	14	.517	5.0	5-5	W5	7-6	8-8	129	146	-17
FCL Orioles Black	13	13	.500	5.5	5-5	L4	5-7	8-6	122	118	4
FCL Pirates Black	11	16	.407	8.0	2-8	L6	6-8	5-8	127	156	-29
FCL Twins	9	21	.300	11.5	4-6	W2	3-12	6-9	129	169	-40
FCL Orioles Orange	8	21	.276	12.0	7-3	W1	3-10	5-11	132	218	-86

**DSL Angels (14-10) 3, DSL Twins (9-16) 2**  
**Aug 14th, 2021**

	<b>1</b>	<b>2</b>	<b>3</b>	<b>4</b>	<b>5</b>	<b>6</b>	<b>7</b>	<b>8</b>	<b>9</b>	<b>R</b>	<b>H</b>	<b>E</b>
<b>DSL Twins</b>	2	0	0	0	0	0	0	0	0	<b>2</b>	<b>8</b>	<b>1</b>
<b>DSL Angels</b>	0	0	0	0	0	0	0	0	3	<b>3</b>	<b>6</b>	<b>1</b>

Two out when winning run scored.

<b>DSL Twins</b>	<b>AB</b>	<b>R</b>	<b>H</b>	<b>RBI</b>	<b>BB</b>	<b>SO</b>	<b>LOB</b>	<b>AVG</b>
De Andrade, SS	5	1	1	0	0	2	4	.185
Cruz, 1B	5	1	2	1	0	2	4	.242
Marrero, CF	5	0	1	0	0	1	5	.262
Centeno, RF	3	0	0	0	1	1	1	.159
De La Cruz, LF	3	0	1	0	1	0	1	.214
Madrigal, DH	4	0	0	0	0	0	4	.089
Rodriguez, 3B	3	0	1	0	1	0	2	.152
Martinez, 2B	4	0	1	0	0	0	2	.220
Contreras, C	3	0	1	0	1	2	0	.080
Rojas, P	0	0	0	0	0	0	0	.000
Tovar, P	0	0	0	0	0	0	0	.000
Paredes, P	0	0	0	0	0	0	0	.000
<b>Totals</b>	<b>35</b>	<b>2</b>	<b>8</b>	<b>1</b>	<b>4</b>	<b>8</b>	<b>23</b>	<b>.195</b>

**BATTING**

**2B** : De Andrade (5, Pena); Marrero (2, Pena).

**3B** : Cruz (1, Pena).

**TB** : Contreras; Cruz 4; De Andrade 2; De La Cruz; Marrero 2; Martinez; Rodriguez.

**RBI** : Cruz (6).

**Runners left in scoring position, 2 out** : Marrero 2; Martinez; Madrigal; Rodriguez.

**Team RISP** : 2-for-13.

**Team LOB** : 10.

**BASERUNNING**

**CS** : Centeno (1, 2nd base by Francia/Hidalgo).

**FIELDING**

**E** : Paredes (2, pickoff).

**DP** : (De Andrade-Cruz).

<b>DSL Angels</b>	<b>AB</b>	<b>R</b>	<b>H</b>	<b>RBI</b>	<b>BB</b>	<b>SO</b>	<b>LOB</b>	<b>AVG</b>
Ruiz, CF	3	0	1	0	0	1	0	.205
Guzman, DH	2	0	0	0	2	0	1	.238
Hidalgo, C	2	0	0	0	0	0	3	.246
Falcon, RF	3	1	1	0	1	1	0	.275
Mota, 3B	3	0	0	0	0	0	4	.156
Manon, 3B	1	0	1	1	0	0	0	.160
1-Macias, PR	0	1	0	0	0	0	0	.167
Ortega, LF	4	0	1	1	0	1	0	.299
Lopez, 2B	4	0	0	0	0	0	1	.233
Garcia, C, 1B	4	0	1	0	0	0	0	.176
2-Villahermosa, PR	0	1	0	0	0	0	0	.136
Alfonso, SS	4	0	1	1	0	0	0	.210
Pena, P	0	0	0	0	0	0	0	.000
Francia, P	0	0	0	0	0	0	0	.000
Reyes, P	0	0	0	0	0	0	0	.000
<b>Totals</b>	<b>30</b>	<b>3</b>	<b>6</b>	<b>3</b>	<b>3</b>	<b>3</b>	<b>9</b>	<b>.217</b>

1-Ran for Manon in the 9th. 2-Ran for Garcia, C in the 9th.

**BATTING**

**2B** : Manon (2, Paredes).

**3B** : Garcia, C (1, Paredes).

**TB** : Alfonso; Falcon; Garcia, C 3; Manon 2; Ortega; Ruiz.

**RBI** : Alfonso (5); Manon (4); Ortega (17).

**2-out RBI** : Alfonso.

**Runners left in scoring position, 2 out** : Mota 2; Hidalgo.

**GDP** : Lopez.

**Team RISP** : 2-for-7.

**Team LOB** : 7.

**BASERUNNING**

**SB** : Ruiz 2 (6, 2nd base off Rojas/Contreras, 3rd base off Rojas/Contreras).

**CS** : Guzman 2 (5, 3rd base by Rojas/Contreras, 2nd base by Rojas/Contreras).

**FIELDING**

**E** : Pena (1, pickoff).

<b>DSL Twins</b>	<b>IP</b>	<b>H</b>	<b>R</b>	<b>ER</b>	<b>BB</b>	<b>SO</b>	<b>HR</b>	<b>ERA</b>
Rojas	4.0	0	0	0	3	1	0	1.84
Tovar	3.0	1	0	0	0	1	0	7.71
Paredes (L, 1-3)(BS, 2)	1.2	5	3	3	0	1	0	6.23
<b>Totals</b>	<b>8.2</b>	<b>6</b>	<b>3</b>	<b>3</b>	<b>3</b>	<b>3</b>	<b>0</b>	<b>5.26</b>

<b>DSL Angels</b>	<b>IP</b>	<b>H</b>	<b>R</b>	<b>ER</b>	<b>BB</b>	<b>SO</b>	<b>HR</b>	<b>ERA</b>
Pena	5.0	4	2	2	1	4	0	1.13
Francia	3.0	4	0	0	2	2	0	1.29
Reyes (W, 2-1)	1.0	0	0	0	1	2	0	2.35
<b>Totals</b>	<b>9.0</b>	<b>8</b>	<b>2</b>	<b>2</b>	<b>4</b>	<b>8</b>	<b>0</b>	<b>3.39</b>

Francia pitched to 2 batters in the 9th.

**WP** : Paredes; Pena; Francia.

**HBP** : Hidalgo 2 (by Rojas, by Tovar); Ruiz (by Rojas).

**Groundouts-flyouts** : Rojas 7-0; Tovar 5-3; Paredes 1-2; Pena 5-5; Francia 4-2; Reyes 0-0.

**Batters faced** : Rojas 15; Tovar 11; Paredes 10; Pena 21; Francia 14; Reyes 4.

**Inherited runners-scored** : Reyes 2-0.

**Umpires** : HP: Nelson De La Cruz. 1B: Jesus Contreras.

**Official Scorer** : Ken Cabrera

**Weather** : 85 degrees, Sunny

**Wind** : 1 mph, Calm

**First pitch** : 10:02 AM

**T** : 3:23

**Venue** : TBD

**August 14, 2021**

DSL Twins Hitting - 2021 - Regular Season - All Players

#	Player	Team	B	AVG	G	AB	R	H	TB	2B	3B	HR	RBI	BB	IBB	SO	SB	CS	OBP	SLG	OPS	PA	SAC	SF	HBP	GIDP	E
27	Centeno, A	DSL TWI	R	.159	16	44	4	7	14	2	1	1	7	7	0	21	2	1	.288	.318	.607	52	0	0	1	0	3
2	Contreras, D	DSL TWI	R	.080	10	25	2	2	2	0	0	0	2	3	0	12	0	0	.281	.080	.361	32	0	0	4	0	1
4	Cruz, R	DSL TWI	R	.242	19	66	8	16	24	3	1	1	6	3	0	24	2	0	.271	.364	.635	70	0	1	0	0	7
13	De Andrade, D	DSL TWI	R	.185	23	81	9	15	22	5	1	0	10	4	0	14	2	1	.250	.272	.522	88	0	0	3	1	6
23	De La Cruz, J	DSL TWI	L	.214	13	42	5	9	11	2	0	0	5	4	0	12	1	1	.283	.262	.544	46	0	0	0	0	0
62	Del Valle, J	DSL TWI	R	.255	16	51	7	13	16	1	1	0	6	4	0	9	2	0	.316	.314	.630	57	0	1	1	1	0
32	Gervis, D	DSL TWI	L	.156	13	32	3	5	7	0	1	0	2	8	0	7	4	1	.341	.219	.560	41	0	0	1	0	4
18	Madrigal, R	DSL TWI	R	.089	16	45	7	4	5	1	0	0	2	6	0	20	5	0	.212	.111	.323	52	0	0	1	1	1
16	Marino, J	DSL TWI	R	.364	9	22	3	8	11	3	0	0	3	2	0	6	2	0	.417	.500	.917	24	0	0	0	0	4
19	Marrero, K	DSL TWI	R	.262	16	42	6	11	15	2	1	0	4	6	1	13	2	2	.404	.357	.761	52	0	0	4	2	3
12	Martinez, S	DSL TWI	L	.220	18	41	7	9	10	1	0	0	5	8	0	16	1	1	.353	.244	.597	51	0	1	1	1	3
11	Michel, F	DSL TWI	S	.185	18	54	11	10	14	2	1	0	2	11	0	27	12	5	.371	.259	.631	70	0	0	5	0	5
9	Moreno, J	DSL TWI	R	.095	7	21	0	2	2	0	0	0	0	2	0	9	0	0	.174	.095	.269	23	0	0	0	0	2
48	Nunez, J	DSL TWI	R	.000	1	0	0	0	0	0	0	0	0	0	0	0	0	0	.000	.000	.000	0	0	0	0	0	0
5	Perez, I	DSL TWI	R	.250	15	40	6	10	16	1	1	1	4	5	0	9	4	1	.348	.400	.748	46	0	0	1	0	1
25	Rivero, G	DSL TWI	S	.161	11	31	4	5	6	1	0	0	4	2	0	9	2	0	.206	.194	.399	34	0	1	0	1	2
15	Rodriguez, L	DSL TWI	S	.152	19	46	6	7	11	1	0	1	8	10	1	16	2	0	.350	.239	.589	60	0	0	4	0	5
<b>DSL TWI</b>				<b>.195</b>	<b>25</b>	<b>683</b>	<b>88</b>	<b>133</b>	<b>186</b>	<b>25</b>	<b>8</b>	<b>4</b>	<b>70</b>	<b>85</b>	<b>2</b>	<b>224</b>	<b>43</b>	<b>13</b>	<b>.306</b>	<b>.272</b>	<b>.578</b>	<b>798</b>	<b>0</b>	<b>4</b>	<b>26</b>	<b>7</b>	<b>58</b>
<b>OPP</b>				<b>.205</b>	<b>24</b>	<b>691</b>	<b>144</b>	<b>142</b>	<b>208</b>	<b>41</b>	<b>8</b>	<b>3</b>	<b>101</b>	<b>119</b>	<b>0</b>	<b>193</b>	<b>46</b>	<b>16</b>	<b>.352</b>	<b>.301</b>	<b>.653</b>	<b>861</b>	<b>0</b>	<b>8</b>	<b>42</b>	<b>6</b>	

DSL Twins Pitching - 2021 - Regular Season - All Players

#	Player	Team	T	W	L	ERA	G	GS	CG	SHO	GF	HLD	SV	SVO	IP	H	R	ER	HR	HB	BB	IBB	SO	AVG	WP	BK	GIDP	TBF	
38	Andrade, H	DSL TWI	R	1	0	19.13	8	0	0	0	4	0	0	0	8.0	15	21	17	0	4	13	0	8	.395	10	4	0	56	
65	Boadas, M	DSL TWI	R	0	0	4.73	6	0	0	0	1	0	0	0	13.1	9	8	7	0	5	4	0	15	.188	4	0	0	59	
26	Bonilla, J	DSL TWI	R	0	1	10.05	7	0	0	0	1	0	0	2	14.1	11	21	16	0	3	13	0	12	.190	5	0	0	75	
30	Brito, J	DSL TWI	R	0	0	0.00	2	0	0	0	1	0	1	1	1.0	0	0	0	0	0	0	0	0	1	.000	0	0	0	3
39	Chaviel, E	DSL TWI	L	0	1	4.91	7	2	0	0	2	0	0	0	11.0	9	11	6	1	2	6	0	10	.196	4	3	0	54	
50	Cleto, T	DSL TWI	R	0	2	6.17	5	5	0	0	0	0	0	0	11.2	7	8	8	1	4	4	0	9	.179	5	0	0	48	
41	Duran, R	DSL TWI	R	1	2	4.76	8	1	0	0	3	0	0	0	11.1	14	11	6	0	1	9	0	7	.275	2	1	0	61	
33	Gutierrez, C	DSL TWI	R	2	1	2.25	8	0	0	0	3	0	0	0	20.0	7	6	5	0	2	9	0	24	.103	4	2	0	80	
	Huizi, E	DSL TWI	R	2	0	3.12	5	0	0	0	1	0	0	1	8.2	7	3	3	0	2	2	0	11	.233	1	0	1	34	
17	Landaeta, Y	DSL TWI	R	0	2	2.53	5	4	0	0	0	0	0	0	10.2	3	5	3	0	4	16	0	17	.091	4	1	0	53	
60	Maldonado, C	DSL TWI	L	0	0	4.91	3	1	0	0	0	0	0	0	3.2	4	2	2	0	2	1	0	6	.267	0	0	0	18	
16	Marino, J	DSL TWI	R	0	0	19.64	3	0	0	0	1	0	0	0	3.2	9	8	8	0	2	2	0	4	.450	0	0	0	24	
19	Marrero, K	DSL TWI	R	0	0	0.00	3	0	0	0	3	0	0	0	4.2	6	3	0	0	2	1	0	2	.300	0	0	1	23	
48	Nunez, J	DSL TWI	R	0	2	2.35	4	4	0	0	0	0	0	0	15.1	10	5	4	1	1	6	0	19	.189	2	0	0	61	
31	Olivares, J	DSL TWI	R	1	0	2.25	3	1	0	0	0	0	0	0	4.0	2	1	1	0	1	1	0	5	.143	1	2	0	16	
40	Paredes, O	DSL TWI	R	1	3	6.23	8	0	0	0	2	0	0	2	17.1	19	12	12	0	1	6	0	14	.284	3	1	4	74	
	Polanco, L	DSL TWI	L	0	0	0.00	1	0	0	0	1	0	1	1	1.0	0	0	0	0	0	2	0	2	.000	1	0	0	6	
58	Rojas, J	DSL TWI	L	0	0	1.84	7	3	0	0	2	0	1	1	14.2	5	8	3	0	3	9	0	18	.100	0	2	0	63	
20	Soriano, E	DSL TWI	R	0	0	0.00	1	1	0	0	0	0	0	0	1.0	0	0	0	0	0	0	0	2	.000	1	0	0	4	
40	Tovar, J	DSL TWI	R	1	2	7.71	6	3	0	0	0	0	0	0	9.1	5	11	8	0	3	15	0	7	.167	5	1	0	49	
<b>DSL TWI</b>				<b>9</b>	<b>16</b>	<b>5.26</b>	<b>25</b>	<b>25</b>	<b>0</b>	<b>1</b>	<b>25</b>	<b>0</b>	<b>3</b>	<b>8</b>	<b>184.2</b>	<b>142</b>	<b>144</b>	<b>108</b>	<b>3</b>	<b>42</b>	<b>119</b>	<b>0</b>	<b>193</b>	<b>.205</b>	<b>52</b>	<b>17</b>	<b>6</b>	<b>861</b>	
<b>OPP</b>				<b>15</b>	<b>9</b>	<b>3.20</b>	<b>24</b>	<b>25</b>	<b>0</b>	<b>2</b>	<b>25</b>	<b>3</b>	<b>3</b>	<b>6</b>	<b>188.2</b>	<b>133</b>	<b>88</b>	<b>67</b>	<b>4</b>	<b>26</b>	<b>85</b>	<b>2</b>	<b>224</b>	<b>.195</b>	<b>34</b>	<b>5</b>	<b>7</b>	<b>798</b>	

Dominican Summer League Standings - 2021 - Regular Season

	W	L	PCT	GB	L10	STRK	HOME	ROAD	RS	RA	DIFF
<b>DSL North</b>											
DSL Rangers1	18	6	.750	-	8-2	W5	11-2	7-4	135	77	58
DSL Pirates Black	13	10	.565	4.5	7-3	W1	8-5	5-5	82	81	1
DSL Red Sox Blue	13	10	.565	4.5	4-6	W1	8-2	5-8	136	102	34
DSL Dodgers Shoemaker	12	10	.545	5.0	6-4	L1	7-3	5-7	127	94	33
DSL Rays2	10	10	.500	6.0	6-4	W3	5-3	5-7	87	96	-9
DSL Cubs Blue	9	12	.429	7.5	7-3	W6	7-5	2-7	71	89	-18
DSL Royals White	7	12	.368	8.5	5-5	W1	5-6	2-6	66	89	-23
DSL Indians Red	8	14	.364	9.0	3-7	L6	5-6	3-8	87	132	-45
<b>DSL South</b>											
DSL Rockies	18	7	.720	-	7-3	W1	8-4	10-3	138	102	36
DSL Angels	14	10	.583	3.5	8-2	W1	7-5	7-5	124	82	42
DSL Nationals	13	11	.542	4.5	5-5	W1	8-5	5-6	102	83	19
DSL Phillies Red	12	11	.522	5.0	7-3	L1	7-4	5-7	83	91	-8
DSL Mets1	12	13	.480	6.0	4-6	L1	7-6	5-7	86	115	-29
DSL Cardinals Blue	10	14	.417	7.5	3-7	L6	5-6	5-8	102	135	-33
DSL Yankees1	9	14	.391	8.0	4-6	W1	3-9	6-5	131	109	22
DSL Twins	9	16	.360	9.0	4-6	L1	3-9	6-7	88	144	-56
<b>DSL Northeast</b>											
DSL Colorado	17	7	.708	-	7-3	L1	10-3	7-4	126	62	64
DSL Mariners	15	10	.600	2.5	4-6	W1	8-5	7-5	135	100	35
DSL Brewers2	12	11	.522	4.5	7-3	L1	4-7	8-4	89	81	8
DSL Yankees2	12	11	.522	4.5	3-7	L1	6-5	6-6	157	141	16
DSL Giants Orange	9	10	.474	5.5	6-4	W4	5-5	4-5	83	109	-26
DSL D-backs2	10	15	.400	7.5	3-7	L1	5-7	5-8	66	116	-50
DSL Orioles2	8	13	.381	7.5	3-7	L4	4-8	4-5	74	99	-25
DSL Pirates Gold	6	17	.261	10.5	2-8	L4	2-9	4-8	81	125	-44
<b>DSL Northwest</b>											
DSL Indians Blue	14	7	.667	-	6-4	W1	7-3	7-4	100	71	29
DSL Dodgers Bautista	13	7	.650	0.5	6-4	W3	6-4	7-3	99	87	12
DSL Red Sox Red	14	8	.636	0.5	7-3	L1	7-5	7-3	84	84	0
DSL Royals Blue	11	9	.550	2.5	4-6	L2	4-6	7-3	89	89	0
DSL Marlins	11	10	.524	3.0	4-6	W1	6-4	5-6	112	101	11
DSL Rays1	8	14	.364	6.5	2-8	L3	6-6	2-8	90	78	12
DSL Athletics	6	12	.333	6.5	4-6	L1	4-6	2-6	75	92	-17
DSL Astros	5	13	.278	7.5	4-6	L1	2-5	3-8	70	123	-53
<b>DSL Baseball City</b>											
DSL Padres	17	6	.739	-	8-2	L1	10-1	7-5	132	106	26
DSL Blue Jays	14	8	.636	2.5	8-2	L1	6-5	8-3	132	102	30
DSL Reds	11	11	.500	5.5	4-6	L3	6-5	5-6	143	122	21
DSL White Sox	11	14	.440	7.0	3-7	W1	5-8	6-6	102	125	-23
DSL D-backs1	10	15	.400	8.0	4-6	W2	4-9	6-6	93	110	-17
DSL Orioles1	7	13	.350	8.5	3-7	W1	1-8	6-5	72	86	-14
<b>DSL San Pedro</b>											
DSL Phillies White	15	7	.682	-	7-3	W4	9-3	6-4	96	73	23
DSL Cardinals Red	12	9	.571	2.5	5-5	W3	9-3	3-6	103	97	6
DSL Brewers1	12	11	.522	3.5	5-5	W1	6-4	6-7	104	78	26
DSL Rangers2	12	13	.480	4.5	4-6	L2	9-3	3-10	112	132	-20
DSL Giants Black	8	9	.471	4.5	5-5	L1	7-2	1-7	101	90	11
DSL Mets2	9	14	.391	6.5	4-6	W1	5-6	4-8	90	108	-18
DSL Tigers	9	14	.391	6.5	6-4	W3	4-7	5-7	106	127	-21
DSL Cubs Red	8	15	.348	7.5	1-9	L7	3-7	5-8	104	130	-26