




TWINS MINOR LEAGUE REPORT



Sunday, August 1, 2021

	TEAM	LEVEL	RECORD	YESTERDAY'S SCORE
	St. Paul Saints	TRIPLE-A	40-36; 4.5 GB 3rd in Triple-A East, Midwest Division	L, 5-6 vs. Indianapolis
	Wichita Wind Surge	DOUBLE-A	43-34; - - GB 1st in Double-A Central, North Division	L, 4-8 at Northwest Arkansas
	Cedar Rapids Kernels	HIGH-A	43-34; 8.0 GB 2nd in High-A Central, West Division	L, 2-12 at Wisconsin
	Fort Myers Mighty Mussels	LOW-A	40-35; 12.0 GB 3rd in Low-A Southeast, West Division	PPD
	FCL Twins	ROOKIE	6-17, 11.0 GB 7th in FCL, South Division	W, 6-4 vs. FCL Red Sox
	DSL Twins	DSL	5-10, 6.5 GB 8th in DSL, South Division	W, 6-4 at DSL Astros

Indianapolis Indians (36-39) 6, St. Paul Saints (40-36) 5
 Jul 31st, 2021

	1	2	3	4	5	6	7	8	9	R	H	E
Indianapolis	0	1	2	0	1	0	2	0	0	6	6	1
St. Paul	0	0	2	0	3	0	0	0	0	5	7	0

Indianapolis	AB	R	H	RBI	BB	SO	LOB	AVG	St. Paul	AB	R	H	RBI	BB	SO	LOB	AVG
Tucker, SS	3	1	1	2	2	0	1	.235	Miranda, 2B	5	2	1	1	0	2	0	.350
González, E, 3B	1	0	0	0	0	0	0	.000	Johnson, S, 1B	4	0	1	0	1	3	1	.245
Macias, LF	2	0	1	0	0	0	0	.291	Refsnyder, DH	2	1	1	0	3	0	3	.323
Moran, DH	3	0	0	1	0	1	2	.286	1-Maggi, PR	0	0	0	0	0	0	0	.238
Bethancourt, 1B	4	1	1	1	0	0	3	.276	Contreras, CF	5	0	2	2	0	2	4	.253
Madris, RF	4	0	0	0	0	1	0	.250	Kerrigan, RF	3	0	1	1	0	2	2	.261
Owen, LF-3B	4	0	0	0	0	2	0	.219	Rortvedt, C	3	0	0	0	1	1	4	.289
Rivera, T, 2B	4	0	0	0	0	2	0	.246	Tomscha, 3B	4	0	0	0	0	1	1	.231
Davis, T, C	2	3	1	0	2	1	0	.276	Riddle, SS	3	1	0	0	0	1	0	.193
Sharpe, CF	4	1	2	2	0	1	2	.197	Broxton, LF	3	1	1	0	1	0	0	.197
Marvel, P	0	0	0	0	0	0	0	.091	Strotman, P	0	0	0	0	0	0	0	.000
Anderson, T, P	0	0	0	0	0	0	0	.000	Hamilton, I, P	0	0	0	0	0	0	0	.000
Wright, S, P	0	0	0	0	0	0	0	.200	Barracough, P	0	0	0	0	0	0	0	.000
Totals	31	6	6	6	4	8	8	.229	Moran, P	0	0	0	0	0	0	0	.000
									Cano, P	0	0	0	0	0	0	0	.000

BATTING

HR : Bethancourt (7, 2nd inning off Strotman, 0 on, 0 out); Sharpe (5, 3rd inning off Strotman, 1 on, 0 out); Tucker (3, 7th inning off Barracough, 1 on, 1 out).

TB : Bethancourt 4; Davis, T; Macias; Sharpe 5; Tucker 4.

RBI : Bethancourt (38); Moran (8); Sharpe 2 (19); Tucker 2 (14).

Runners left in scoring position, 2 out : Bethancourt 2.

SF : Moran.

GIDP : Moran.

Team RISP : 1-for-4.

Team LOB : 4.

FIELDING

E : Owen (5, throw).

DP : 2 (González, E-Rivera, T-Bethancourt; González, E-Davis, T-Bethancourt).

1-Ran for Refsnyder in the 9th.

BATTING

2B : Contreras (12, Marvel).

TB : Broxton; Contreras 3; Johnson, S; Kerrigan; Miranda; Refsnyder.

RBI : Contreras 2 (30); Kerrigan (28); Miranda (24).

2-out RBI : Contreras.

Runners left in scoring position, 2 out : Kerrigan; Rortvedt 3.

SF : Kerrigan.

GIDP : Refsnyder; Tomscha.

Team RISP : 4-for-11.

Team LOB : 8.

BASERUNNING

SB : Broxton (10, 2nd base off Marvel/Davis, T).

FIELDING

DP : (Miranda-Riddle-Johnson, S).

Indianapolis	IP	H	R	ER	BB	SO	HR	ERA	St. Paul	IP	H	R	ER	BB	SO	HR	ERA
Marvel	4.1	4	5	3	5	4	0	5.47	Strotman	4.1	3	4	4	2	1	2	3.73
Anderson, T (W, 1-0)	1.2	0	0	0	0	0	0	1.64	Hamilton, I	1.2	1	0	0	1	2	0	2.31
Wright, S (S, 1)	3.0	3	0	0	1	8	0	6.83	Barracough (L, 6-1)(BS, 2)	0.2	1	2	2	1	1	1	3.90
Totals	9.0	7	5	3	6	12	0	4.39	Moran	1.1	0	0	0	0	3	0	2.79
									Cano	1.0	1	0	0	0	1	0	4.15
									Totals	9.0	6	6	6	4	8	3	4.61

HBP : González, E (by Strotman); Riddle (by Marvel).

Pitches-strikes : Marvel 80-48; Anderson, T 20-13; Wright, S 69-47; Strotman 66-37; Hamilton, I 30-21; Barracough 18-8; Moran 18-11; Cano 15-9.

Groundouts-flyouts : Marvel 8-0; Anderson, T 3-2; Wright, S 1-0; Strotman 5-5; Hamilton, I 0-1; Barracough 1-0; Moran 1-0; Cano 2-0.

Batters faced : Marvel 22; Anderson, T 5; Wright, S 13; Strotman 18; Hamilton, I 7; Barracough 4; Moran 4; Cano 4.

Inherited runners-scored : Anderson, T 2-1; Hamilton, I 1-1.

Umpires : HP: John Tumpane. 1B: David Arrieta. 2B: Travis Godec. 3B: Tom West.

Official Scorer : Dan Zibell

Weather : 87 degrees, Partly Cloudy

Wind : 13 mph, Out To CF

First pitch : 7:07 PM

T : 3:01

Att : 9,197

Venue : CHS Field

July 31, 2021

St. Paul Saints Hitting - 2021 - Regular Season - All Players

#	Player	Team	B	AVG	G	AB	R	H	TB	2B	3B	HR	RBI	BB	IBB	SO	SB	CS	OBP	SLG	OPS	PA	SAC	SF	HBP	GIDP	E
37	Albers, A	STP	R	.500	1	2	0	1	1	0	0	0	0	0	0	0	0	0	.500	.500	1.000	2	0	0	0	0	1
2	Arraez, L	STP	L	.250	2	8	2	2	2	0	0	0	2	1	0	0	0	0	.333	.250	.583	9	0	0	0	0	0
50	Astudillo, W	STP	R	.281	22	89	13	25	34	3	0	2	8	3	1	4	3	0	.319	.382	.701	94	0	0	2	5	2
53	Bañuelos, D	STP	R	.158	13	38	5	6	8	2	0	0	2	2	0	15	0	0	.200	.211	.410	40	0	0	0	1	2
13	Blankenhorn, T	OKC	L	.000	3	3	0	0	0	0	0	0	0	0	0	2	0	0	.000	.000	.000	3	0	0	0	0	0
13	Blankenhorn, T	STP	L	.182	3	11	1	2	3	1	0	0	1	2	0	6	0	0	.308	.273	.580	13	0	0	0	0	1
13	Blankenhorn, T	SYR	L	.264	17	53	11	14	35	3	0	6	17	13	0	15	2	1	.412	.660	1.072	68	0	1	1	0	0
13	Blankenhorn, T	TAC	L	.250	4	20	1	5	8	0	0	1	4	0	0	5	0	0	.250	.400	.650	20	0	0	0	0	1
13	Blankenhorn, T	4 Teams	L	.241	27	87	13	21	46	4	0	7	22	15	0	28	2	1	.356	.529	.884	104	0	1	1	0	2
9	Broxton, K	STP	R	.197	63	193	34	38	67	5	0	8	23	27	0	97	10	1	.302	.347	.649	225	0	2	3	1	1
16	Buxton, B	STP	R	.556	3	9	4	5	14	1	1	2	7	2	0	1	0	0	.583	1.556	2.139	12	0	1	0	0	0
65	Cave, J	STP	L	.367	8	30	6	11	15	1	0	1	5	5	0	10	0	1	.472	.500	.972	36	0	0	1	2	0
8	Contreras, M	STP	L	.253	46	162	28	41	87	12	2	10	30	11	2	57	3	3	.335	.537	.872	185	0	2	10	3	0
26	Coulombe, D	STP	L	.000	1	0	0	0	0	0	0	0	0	0	0	0	0	0	.000	.000	.000	0	0	0	0	0	0
13	Descalso, D	STP	L	.093	24	75	9	7	15	2	0	2	4	14	0	31	0	0	.244	.200	.444	90	0	0	1	3	2
8	Encarnacion, Y	STP	L	.200	11	30	1	6	7	1	0	0	2	2	0	14	0	0	.250	.233	.483	32	0	0	0	0	1
47	Garlick, K	STP	R	.286	2	7	0	2	2	0	0	0	1	1	0	1	0	0	.375	.286	.661	8	0	0	0	0	0
46	Garver, M	STP	R	.250	4	16	3	4	4	0	0	0	2	2	0	3	0	0	.368	.250	.618	19	0	0	1	1	0
1	Gordon, N	STP	L	.393	8	28	5	11	16	0	1	1	4	4	0	4	5	0	.469	.571	1.040	32	0	0	0	0	3
27	Jeffers, R	STP	R	.217	24	83	13	18	37	4	0	5	16	16	0	26	0	0	.340	.446	.786	103	0	3	1	4	1
21	Johnson, S	STP	L	.245	31	98	14	24	39	5	2	2	15	16	0	36	1	0	.357	.398	.754	115	0	0	1	1	1
38	Kepler, M	STP	L	.091	3	11	0	1	1	0	0	0	0	0	0	1	0	0	.091	.091	.182	11	0	0	0	1	0
31	Kerrigan, J	STP	R	.261	62	188	34	49	93	8	0	12	28	24	2	68	2	1	.353	.495	.848	218	0	2	4	5	1
11	Kirilloff, A	STP	L	.500	2	6	2	3	9	0	0	2	3	0	0	2	0	0	.500	1.500	2.000	6	0	0	0	0	0
11	Larnach, T	STP	L	.231	3	13	4	3	9	0	0	2	4	2	0	8	0	0	.333	.692	1.026	15	0	0	0	0	0
4	Lin, T	STP	L	.269	7	26	8	7	8	1	0	0	4	4	0	8	3	0	.367	.308	.674	30	0	0	0	0	1
11	Maggi, D	STP	R	.238	56	185	35	44	89	10	1	11	27	21	0	68	5	2	.336	.481	.818	214	0	1	7	6	3
66	Miranda, J	STP	R	.350	29	123	30	43	80	10	0	9	24	13	1	23	0	1	.413	.650	1.063	138	0	1	1	2	7
4	Ozoria, D	STP	S	.000	3	3	0	0	0	0	0	0	0	0	0	1	0	0	.000	.000	.000	3	0	0	0	0	0
56	Peña, R	STP	R	.195	25	77	4	15	24	3	0	2	11	7	0	12	0	0	.267	.312	.579	86	0	1	1	4	3
62	Refsnyder, R	STP	R	.323	17	62	13	20	40	5	0	5	13	12	0	12	0	0	.434	.645	1.079	76	0	1	1	2	0
12	Riddle, J	STP	L	.193	68	244	28	47	75	9	2	5	27	20	1	49	3	2	.265	.307	.572	272	0	3	5	6	7
19	Rooker, B	STP	R	.239	61	218	39	52	119	8	1	19	48	38	2	80	1	2	.362	.546	.908	265	0	3	6	7	1
2	Rortvedt, B	STP	L	.289	11	45	9	13	20	4	0	1	8	2	0	12	0	0	.333	.444	.778	48	0	0	1	0	0
63	Stankiewicz, D	STP	S	.281	9	32	5	9	11	2	0	0	1	2	0	7	0	0	.324	.344	.667	34	0	0	0	1	1
18	Telis, T	STP	S	.280	51	207	22	58	82	4	1	6	30	15	0	33	3	0	.327	.396	.724	223	0	1	0	3	2
23	Tomscha, D	STP	R	.231	54	186	22	43	76	9	0	8	22	16	0	51	0	1	.306	.409	.714	206	0	0	4	3	2
	Wiel, Z	STP	R	.250	2	8	0	2	2	0	0	0	0	0	0	3	0	0	.250	.250	.500	8	0	0	0	0	1
	STP			.244	76	2513	393	612	1089	110	11	115	372	284	9	743	39	14	.330	.433	.763	2868	0	21	50	61	54
	OPP			.253	76	2564	368	649	1040	135	11	78	354	283	0	690	52	18	.336	.406	.741	2920	10	17	44	47	

St. Paul Saints Pitching - 2021 - Regular Season - All Players

#	Player	Team	T	W	L	ERA	G	GS	CG	SHO	GF	HLD	SV	SVO	IP	H	R	ER	HR	HB	BB	IBB	SO	AVG	WP	BK	GIDP	TBF
37	Albers, A	STP	L	4	4	4.44	13	12	0	0	0	0	0	0	71.0	90	41	35	10	2	8	0	64	.300	3	1	3	313
41	Anderson, S	RR	R	0	0	0.00	2	0	0	0	0	1	0	0	3.0	0	0	0	0	0	1	0	4	.000	0	0	0	10
41	Anderson, S	STP	R	1	0	0.00	5	0	0	0	0	2	0	0	6.0	2	0	0	0	0	3	0	5	.105	0	0	1	22
41	Anderson, S	2 Teams	R	1	0	0.00	7	0	0	0	0	3	0	0	9.0	2	0	0	0	0	4	0	9	.071	0	0	1	32
25	Barnes, C	STP	L	5	3	4.24	13	13	0	0	0	0	0	0	63.2	63	33	30	6	6	23	0	54	.257	1	1	5	277
41	Barracough, K	STP	R	2	1	4.61	12	0	0	0	4	1	0	2	13.2	10	7	7	4	1	9	0	18	.204	1	0	0	59
41	Barracough, K	SWB	R	4	0	3.21	11	0	0	0	1	2	0	0	14.0	5	5	5	2	0	11	0	24	.114	3	0	1	55
41	Barracough, K	2 Teams	R	6	1	3.90	23	0	0	0	5	3	0	2	27.2	15	12	12	6	1	20	0	42	.161	4	0	1	114
67	Burrows, B	STP	R	1	0	2.08	4	1	0	0	0	1	0	0	8.2	8	2	2	0	1	3	0	4	.242	2	0	0	38
67	Burrows, B	TOL	R	1	1	6.23	9	1	0	0	0	2	0	0	17.1	21	12	12	4	0	6	0	17	.296	1	0	0	78
67	Burrows, B	2 Teams	R	2	1	4.85	13	2	0	0	0	3	0	0	26.0	29	14	14	4	1	9	0	21	.279	3	0	0	116
16	Cano, Y	STP	R	1	1	4.15	12	1	0	0	4	3	0	1	21.2	25	11	10	2	1	7	0	25	.291	0	1	2	97
26	Coulombe, D	STP	L	1	1	1.77	14	0	0	0	7	3	2	3	20.1	16	6	4	1	0	3	0	27	.211	0	0	1	79
59	Dobnak, R	STP	R	0	1	3.38	3	3	0	0	0	0	0	0	13.1	10	5	5	0	1	6	0	11	.213	0	0	3	54
46	Duran, J	STP	R	0	3	5.06	5	4	0	0	0	0	0	0	16.0	16	9	9	1	0	13	0	22	.258	5	0	2	75
16	Farrell, L	STP	R	0	0	1.93	3	0	0	0	0	0	0	0	4.2	2	1	1	0	1	2	0	9	.133	0	0	0	19
57	Gibaut, I	STP	R	0	3	8.60	21	1	0	0	9	0	0	1	30.1	44	29	29	4	1	16	0	36	.336	3	0	3	149
38	Hackimer, T	STP	R	0	0	16.20	6	0	0	0	2	1	1	1	5.0	6	9	9	0	3	15	0	7	.300	1	0	1	38
38	Hackimer, T	SYR	R	0	0	0.00	1	0	0	0	0	0	0	0	2.0	0	0	0	0	2	1	0	3	.000	0	0	1	8
38	Hackimer, T	2 Teams	R	0	0	11.57	7	0	0	0	2	1	1	1	7.0	6	9	9	0	5	16	0	10	.240	1	0	2	46
44	Hamilton, I	STP	R	2	1	2.31	23	1	0	0	4	2	3	3	35.0	19	10	9	2	2	26	0	48	.162	6	0	3	148
45	Harvey, J	ABQ	R	0	0	2.63	15	0	0	0	6	5	0	0	13.2	12	4	4	2	0	9	0	20	.245	0	0	1	58
45	Harvey, J	STP	R	0	1	18.00	4	0	0	0	2	0	0	1	3.0	6	6	6	2	0	6	0	4	.429	1	0	0	21
45	Harvey, J	2 Teams	R	0	1	5.40	19	0	0	0	8	5	0	1	16.2	18	10	10	4	0	15	0	24	.286	1	0	1	79
48	Jax, G	STP	R	4	1	3.32	7	7	0	0	0	0	0	0	38.0	34	14	14	2	0	11	0	34	.239	0	0	0	154
54	Law, D	STP	R	0	0	4.61	11	0	0	0	7	0	4	5	13.2	17	7	7	1	0	4	0	12	.304	1	0	0	60
36	Leyer, R	STP	R	1	1	5.65	21	1	0	0	6	1	0	1	28.2	24	18	18	6	2	16	0	37	.220	1	0	1	127
99	Maeda, K	STP	R	0	0	2.25	1	1	0	0	0	0	0	0	4.0	1	1	1	1	0	1	0	5	.077	0	0	0	14
32	Minaya, J	STP	R	2	3	3.41	17	0	0	0	2	1	0	1	29.0	29	14	11	3	4	15	0	37	.254	6	0	4	135
64	Moran, J	STP	L	1	0	2.79	5	0	0	0	1	0	1	1	9.2	3	3	3	0	0	4	0	17	.091	0	1	0	37
16	Mullenbach, M	STP	R	0	0	0.00	1	0	0	0	1	0	0	0	2.0	2	0	0	0	0	1	0	0	.250	0	0	0	9
20	Ober, B	STP	R	1	0	2.81	4	4	0	0	0	0	0	0	16.0	13	5	5	0	0	5	0	21	.217	0	0	1	65
58	Pineda, M	STP	R	0	1	9.00	1	1	0	0	0	0	0	0	4.0	4	5	4	0	0	3	0	1	.267	1	0	0	20
45	Sammons, B	STP	L	0	1	5.60	4	2	0	0	0	0	0	0	17.2	15	11	11	2	1	14	0	9	.238	3	0	2	80
39	Shepherd, C	STP	R	5	4	5.66	14	12	0	0	0	0	0	0	62.0	86	44	39	12	1	15	0	38	.333	2	0	10	276
27	Shoemaker, M	STP	R	1	0	1.80	4	3	0	0	0	0	0	0	20.0	12	4	4	1	2	8	0	17	.182	2	0	1	78
38	Sparkman, G	STP	R	0	0	3.00	2	0	0	0	0	0	0	0	3.0	2	1	1	1	0	0	0	6	.182	0	0	0	11
63	Stankiewicz, D	STP	R	0	0	18.00	1	0	0	0	1	0	0	0	1.0	4	3	2	1	0	0	0	1	.500	0	0	0	8
40	Stashak, C	STP	R	0	0	0.00	2	0	0	0	1	0	0	0	2.1	2	0	0	0	0	0	0	3	.222	0	0	0	9
26	Strotman, D	DUR	R	7	2	3.39	13	12	0	0	0	0	0	1	58.1	50	25	22	3	1	33	0	62	.235	2	0	7	251
26	Strotman, D	STP	R	0	0	8.31	1	1	0	0	0	0	0	0	4.1	3	4	4	2	1	2	0	1	.200	0	0	1	18
26	Strotman, D	2 Teams	R	7	2	3.73	14	13	0	0	0	0	0	1	62.2	53	29	26	5	2	35	0	63	.232	2	0	8	269
43	Thorpe, L	STP	L	0	1	7.27	4	0	0	0	0	2	0	1	8.2	6	7	7	0	1	6	0	6	.188	0	0	1	39
55	Vasquez, A	STP	L	4	0	4.08	28	0	0	0	11	2	0	1	35.1	19	18	16	5	10	19	0	60	.153	0	0	0	153
13	Vincent, N	RR	R	0	0	4.11	15	0	0	0	3	3	0	0	15.1	18	10	7	1	0	7	0	22	.273	1	0	0	74
13	Vincent, N	STP	R	3	1	4.24	12	0	0	0	10	0	4	6	17.0	16	9	8	2	2	3	0	20	.239	0	1	0	73
13	Vincent, N	2 Teams	R	3	1	4.18	27	0	0	0	13	3	4	6	32.1	34	19	15	3	2	10	0	42	.256	1	1	0	147
52	Whalen, R	STP	R	0	4	9.45	8	4	0	0	4	0	2	2	20.0	26	22	21	3	1	13	0	16	.313	2	0	1	98
40	Winder, J	STP	R	1	0	4.67	4	4	0	0	0	0	0	0	17.1	14	9	9	4	0	3	0	15	.219	0	0	1	67

STP	40	36	4.61	76	76	0	3	76	19	17	30	666.0	649	368	341	78	44	283	0	690	.253	41	5	47	2920
------------	-----------	-----------	-------------	-----------	-----------	----------	----------	-----------	-----------	-----------	-----------	--------------	------------	------------	------------	-----------	-----------	------------	----------	------------	-------------	-----------	----------	-----------	-------------

OPP	36	40	4.86	76	76	1	2	75	21	12	22	663.0	612	393	358	115	50	284	9	743	.244	36	3	61	2868
------------	-----------	-----------	-------------	-----------	-----------	----------	----------	-----------	-----------	-----------	-----------	--------------	------------	------------	------------	------------	-----------	------------	----------	------------	-------------	-----------	----------	-----------	-------------

Triple-A East Standings - 2021 - Regular Season

AAA-E Northeast	W	L	PCT	GB	L10	STRK	HOME	ROAD	RS	RA	DIFF
Scranton/WB	47	26	.644	-	5-5	L2	22-12	25-14	409	303	106
Buffalo	46	28	.622	1.5	7-3	L2	29-13	17-15	368	273	95
Worcester	40	35	.533	8.0	4-6	W2	23-16	17-19	363	376	-13
Lehigh Valley	34	41	.453	14.0	7-3	W2	19-17	15-24	330	377	-47
Rochester	30	43	.411	17.0	4-6	L2	14-18	16-25	346	385	-39
Syracuse	26	50	.342	22.5	3-7	W2	14-26	12-24	372	474	-102
AAA-E Southeast	W	L	PCT	GB	L10	STRK	HOME	ROAD	RS	RA	DIFF
Durham	51	25	.671	-	5-5	W1	28-13	23-12	445	286	159
Nashville	44	31	.587	6.5	4-6	W2	25-15	19-16	372	336	36
Jacksonville	43	33	.566	8.0	9-1	W2	17-18	26-15	351	361	-10
Gwinnett	40	37	.519	11.5	8-2	W2	21-15	19-22	410	336	74
Memphis	38	39	.494	13.5	7-3	L2	22-19	16-20	338	390	-52
Norfolk	29	45	.392	21.0	4-6	L1	17-17	12-28	317	408	-91
Charlotte	27	49	.355	24.0	2-8	L2	16-25	11-24	373	458	-85
AAA-E Midwest	W	L	PCT	GB	L10	STRK	HOME	ROAD	RS	RA	DIFF
Omaha	44	31	.587	-	4-6	L2	24-11	20-20	415	390	25
Toledo	43	32	.573	1.0	7-3	W2	27-13	16-19	409	325	84
St. Paul	40	36	.526	4.5	6-4	L2	21-19	19-17	393	368	25
Indianapolis	36	39	.480	8.0	3-7	W2	21-15	15-24	329	357	-28
Columbus	32	42	.432	11.5	4-6	L2	16-19	16-23	341	432	-91
Iowa	32	42	.432	11.5	5-5	W1	16-23	16-19	342	370	-28
Louisville	29	47	.382	15.5	2-8	L1	14-21	15-26	304	322	-18

Northwest Arkansas Naturals (40-36) 8, Wichita Wind Surge (43-34) 4
Jul 31st, 2021

	1	2	3	4	5	6	7	8	9	R	H	E
Wichita	1	0	0	2	0	1	0	0	0	4	5	0
NW Arkansas	0	0	1	2	0	2	1	2	x	8	12	1

Wichita	AB	R	H	RBI	BB	SO	LOB	AVG	NW Arkansas	AB	R	H	RBI	BB	SO	LOB	AVG
Boyd, LF	4	1	2	1	0	2	0	.293	Dungan, SS	4	1	0	0	1	0	5	.289
Morales, C	4	0	0	0	0	1	1	.306	Blanco, CF	5	1	2	3	0	2	2	.291
Cabbage, DH	4	1	1	0	0	3	0	.224	Melendez, C	4	0	1	0	1	2	1	.290
Steer, 3B	2	0	0	0	2	0	0	.231	Pasquantino, 1B	4	2	1	0	0	1	2	.354
De La Trinidad, RF	2	1	0	0	0	1	1	.284	Fermin, DH	4	2	3	1	1	1	0	.315
Palacios, SS	3	1	2	3	0	0	0	.262	Bewley, 2B	5	1	1	1	0	2	4	.239
Santiago, 2B	4	0	0	0	0	2	3	.218	Perkins, B, RF	3	0	2	1	1	0	0	.200
Williams, 1B	4	0	0	0	0	2	3	.278	Carrasco, 3B	4	0	1	2	0	0	4	.206
Whitefield, CF	3	0	0	0	0	1	1	.267	Merrell, LF	2	1	1	0	1	0	0	.175
Lau, P	0	0	0	0	0	0	0	.000	Heasley, P	0	0	0	0	0	0	0	.000
Neff, P	0	0	0	0	0	0	0	.000	Adams, P	0	0	0	0	0	0	0	.000
Sisk, P	0	0	0	0	0	0	0	.000	Cuas, P	0	0	0	0	0	0	0	.000
Kuzia, P	0	0	0	0	0	0	0	.000	Snider, P	0	0	0	0	0	0	0	.000
Totals	30	4	5	4	2	12	9	.255	Totals	35	8	12	8	5	8	18	.265

BATTING

2B : Palacios (10, Heasley).
HR : Boyd (7, 1st inning off Heasley, 0 on, 0 out); Palacios (13, 4th inning off Heasley, 1 on, 1 out).
TB : Boyd 5; Cabbage; Palacios 6.
RBI : Boyd (38); Palacios 3 (36).
Runners left in scoring position, 2 out : Whitefield; Williams 2.
SF : Palacios.
GIDP : Morales.
Team RISP : 0-for-5.
Team LOB : 4.

FIELDING

DP : (Steer-Williams).

BATTING

2B : Pasquantino (2, Neff); Fermin 2 (9, Neff, Sisk); Merrell (3, Kuzia); Melendez (17, Kuzia).
3B : Blanco (5, Lau).
HR : Blanco (9, 8th inning off Kuzia, 1 on, 1 out).
TB : Bewley; Blanco 7; Carrasco; Fermin 5; Melendez 2; Merrell 2; Pasquantino 2; Perkins, B 2.
RBI : Bewley (29); Blanco 3 (36); Carrasco 2 (17); Fermin (32); Perkins, B (19).
2-out RBI : Blanco.
Runners left in scoring position, 2 out : Dungan; Melendez; Bewley; Blanco.
SAC : Merrell.
GIDP : Carrasco.
Team RISP : 5-for-15.
Team LOB : 10.
FIELDING
E : Carrasco (9, fielding).
DP : (Heasley-Bewley-Pasquantino).

Wichita	IP	H	R	ER	BB	SO	HR	ERA	NW Arkansas	IP	H	R	ER	BB	SO	HR	ERA
Lau	2.2	1	1	1	2	4	0	6.75	Heasley	5.0	4	3	3	1	9	2	4.28
Neff (L, 6-3)	2.1	5	4	4	1	2	0	3.67	Adams (W, 2-2)	1.2	1	1	1	1	2	0	6.85
Sisk (BS, 3)	2.0	3	1	1	1	1	0	3.68	Cuas (H, 1)	1.1	0	0	0	0	1	0	4.82
Kuzia	1.0	3	2	2	1	1	1	18.00	Snider	1.0	0	0	0	0	0	0	2.96
Totals	8.0	12	8	8	5	8	1	4.30	Totals	9.0	5	4	4	2	12	2	5.02

Neff pitched to 2 batters in the 6th.

WP : Neff 2.
HBP : De La Trinidad 2 (by Heasley, by Adams); Pasquantino (by Sisk).
Pitches-strikes : Lau 45-26; Neff 41-28; Sisk 29-18; Kuzia 26-14; Heasley 83-55; Adams 30-17; Cuas 10-8; Snider 9-8.
Groundouts-flyouts : Lau 2-1; Neff 2-3; Sisk 4-1; Kuzia 1-1; Heasley 4-1; Adams 0-3; Cuas 2-1; Snider 2-0.
Batters faced : Lau 11; Neff 13; Sisk 11; Kuzia 7; Heasley 20; Adams 8; Cuas 4; Snider 3.
Inherited runners-scored : Neff 1-0; Sisk 2-2.
Umpires : HP: Ty Krauss. 1B: Harrison Silverman. 3B: Luis Hernandez.
Official Scorer : Kyle Stiles
Weather : 93 degrees, Partly Cloudy
Wind : 5 mph, Out To LF
First pitch : 6:06 PM
T : 2:57
Att : 3,063
Venue : Arvest Ballpark
July 31, 2021

Wichita Wind Surge Hitting - 2021 - Regular Season - All Players

#	Player	Team	B	AVG	G	AB	R	H	TB	2B	3B	HR	RBI	BB	IBB	SO	SB	CS	OBP	SLG	OPS	PA	SAC	SF	HBP	GIDP	E
9	Bañuelos, D	WCH	R	.185	15	54	7	10	12	2	0	0	4	3	0	19	0	0	.237	.222	.460	59	0	1	1	1	1
5	Bechtold, A	WCH	R	.237	68	241	39	57	110	17	0	12	30	36	0	91	1	1	.339	.456	.796	280	0	1	2	4	7
45	Boyd, B	WCH	L	.293	51	191	32	56	90	11	1	7	38	20	1	42	5	0	.366	.471	.837	216	0	2	3	4	2
9	Burt, D	AMA	R	.200	11	35	3	7	8	1	0	0	0	4	0	12	2	1	.282	.229	.511	39	0	0	0	0	1
9	Burt, D	WCH	R	.300	19	60	10	18	25	2	1	1	4	11	0	15	6	4	.408	.417	.825	72	1	0	0	2	1
9	Burt, D	2 Teams	R	.263	30	95	13	25	33	3	1	1	4	15	0	27	8	5	.364	.347	.711	111	1	0	0	2	2
12	Cabbage, T	WCH	L	.224	29	107	14	24	48	6	0	6	18	13	0	56	0	0	.311	.449	.760	122	0	1	1	0	1
17	Cabrera, L	WCH	R	.243	22	70	11	17	25	2	0	2	8	7	0	24	1	1	.312	.357	.669	78	1	0	0	5	2
1	Celestino, G	WCH	R	.250	21	84	10	21	32	5	0	2	7	11	0	24	0	1	.344	.381	.725	96	0	0	1	1	0
1	Contreras, M	WCH	L	.269	19	67	10	18	30	4	1	2	11	9	0	22	3	0	.355	.448	.803	76	0	0	0	1	0
15	De La Trinidad, E	WCH	L	.284	52	190	28	54	85	9	2	6	30	13	0	47	1	1	.364	.447	.811	220	0	2	12	0	2
12	Encarnacion, Y	WCH	L	.125	14	48	5	6	7	1	0	0	7	6	0	16	2	1	.218	.146	.364	55	0	1	0	1	2
20	Garland, N	WCH	R	.200	4	10	1	2	5	0	0	1	1	0	0	5	0	0	.200	.500	.700	10	0	0	0	0	0
8	Hamilton, C	WCH	R	.202	53	163	20	33	55	7	0	5	18	34	0	65	3	1	.342	.337	.679	199	0	1	1	3	9
21	Johnson, S	WCH	L	.107	11	28	6	3	5	2	0	0	3	6	0	7	1	0	.306	.179	.484	36	0	0	2	1	0
8	Kerrigan, J	WCH	R	.125	2	8	0	1	3	0	1	0	0	0	0	3	0	0	.125	.375	.500	8	0	0	0	0	0
50	Lau, A	WCH	R	.000	1	0	0	0	0	0	0	0	0	0	0	0	0	0	.000	.000	.000	0	0	0	0	0	0
22	Miranda, J	WCH	R	.345	47	194	36	67	114	8	0	13	38	17	2	25	4	2	.408	.588	.996	218	0	2	5	5	4
11	Mooney, P	WCH	L	.163	36	129	11	21	29	0	1	2	12	14	0	31	1	1	.245	.225	.470	143	0	0	0	3	3
25	Morales, R	WCH	R	.306	50	186	23	57	63	4	1	0	20	26	0	29	3	3	.390	.339	.728	213	0	1	0	12	5
4	Palacios, J	WCH	R	.262	69	263	41	69	118	10	0	13	36	33	0	71	9	4	.352	.449	.801	305	1	3	5	8	12
20	Santiago, W	WCH	L	.218	18	55	6	12	18	3	0	1	6	2	0	6	0	0	.246	.327	.573	57	0	0	0	0	2
22	Steer, S	WCH	R	.231	28	108	22	25	54	3	1	8	20	10	1	31	1	0	.306	.500	.806	121	0	1	2	0	4
21	Tomscha, D	WCH	R	.250	5	16	4	4	5	1	0	0	3	2	0	6	1	0	.368	.313	.681	19	0	0	1	1	0
2	Whitefield, A	WCH	R	.267	72	266	44	71	102	8	4	5	41	30	1	75	21	10	.338	.383	.721	303	1	5	1	5	2
1	Williams, C	WCH	R	.278	16	54	9	15	28	5	1	2	9	9	0	19	0	0	.391	.519	.909	64	0	0	1	0	2
WCH				.255	77	2592	389	661	1063	110	14	88	364	312	5	729	63	30	.341	.410	.751	2970	4	21	38	57	70
OPP				.235	77	2567	366	602	987	85	12	92	337	319	1	817	81	29	.329	.384	.714	2955	6	11	48	46	

Wichita Wind Surge Pitching - 2021 - Regular Season - All Players

#	Player	Team	T	W	L	ERA	G	GS	CG	SHO	GF	HLD	SV	SVO	IP	H	R	ER	HR	HB	BB	IBB	SO	AVG	WP	BK	GIDP	TBF
31	Balazovic, J	WCH	R	3	2	3.59	11	11	0	0	0	0	0	0	52.2	47	22	21	6	4	19	0	64	.230	3	0	2	228
30	Cano, Y	WCH	R	3	1	1.47	12	0	0	0	9	0	1	2	18.1	17	7	3	1	1	5	1	28	.227	0	0	1	81
44	Chalmers, D	TNS	R	1	2	5.47	8	7	0	0	0	1	0	0	26.1	20	16	16	2	3	15	0	28	.204	3	0	2	116
44	Chalmers, D	WCH	R	0	0	9.49	5	2	0	0	0	0	0	1	12.1	10	15	13	5	1	15	0	13	.217	0	0	1	63
44	Chalmers, D	2 Teams	R	1	2	6.75	13	9	0	0	0	1	0	1	38.2	30	31	29	7	4	30	0	41	.208	3	0	3	179
12	Cheshire, J	WCH	R	0	0	4.50	2	0	0	0	1	0	0	0	2.0	4	1	1	0	0	3	0	2	.500	0	0	0	11
48	Faucher, C	MTG	R	0	0	0.00	2	0	0	0	1	0	1	1	4.2	2	0	0	0	0	0	0	4	.125	0	0	0	16
48	Faucher, C	WCH	R	1	1	7.04	19	0	0	0	3	2	1	1	30.2	39	29	24	6	1	24	0	42	.310	4	0	4	152
48	Faucher, C	2 Teams	R	1	1	6.11	21	0	0	0	4	2	2	2	35.1	41	29	24	6	1	24	0	46	.289	4	0	4	168
30	Funderburk, K	WCH	L	1	0	0.00	1	0	0	0	0	0	0	0	5.0	4	1	0	0	0	2	0	5	.235	0	0	3	19
21	García, J	WCH	R	1	2	5.73	7	5	0	0	1	0	0	0	22.0	26	16	14	3	3	12	0	27	.299	1	0	3	103
46	Gilmartin, S	WCH	L	0	0	13.50	1	0	0	0	0	0	0	0	0.2	0	1	1	0	0	4	0	1	.000	0	0	0	6
11	Gore, J	WCH	R	1	1	2.57	5	0	0	0	4	1	1	2	7.0	5	2	2	0	1	3	0	8	.192	1	0	0	30
17	Hackimer, T	BNG	R	0	1	5.14	9	0	0	0	6	1	1	3	14.0	10	8	8	1	5	5	0	16	.200	1	0	2	60
17	Hackimer, T	WCH	R	2	0	0.00	4	0	0	0	1	1	0	0	7.1	5	0	0	0	2	1	0	11	.200	0	0	0	28
17	Hackimer, T	2 Teams	R	2	1	3.38	13	0	0	0	7	2	1	3	21.1	15	8	8	1	7	6	0	27	.200	1	0	2	88
46	Koch, B	WCH	R	1	0	4.73	9	0	0	0	2	1	1	2	13.1	13	9	7	2	3	6	0	14	.260	1	0	2	60
33	Kuzia, J	FRI	R	1	1	40.50	3	0	0	0	0	0	0	0	2.0	6	9	9	0	1	6	1	0	.545	0	0	1	18
33	Kuzia, J	WCH	R	0	0	9.00	6	0	0	0	3	1	0	0	5.0	5	5	5	1	2	5	0	6	.263	1	0	0	26
33	Kuzia, J	2 Teams	R	1	1	18.00	9	0	0	0	3	1	0	0	7.0	11	14	14	1	3	11	1	6	.367	1	0	1	44
50	Lau, A	POR	R	1	0	4.50	7	0	0	0	1	0	0	0	8.0	8	5	4	2	0	3	0	10	.258	0	0	0	34
50	Lau, A	WCH	R	1	0	6.75	11	2	0	0	4	0	0	1	17.1	16	13	13	5	3	7	0	16	.235	0	0	1	78
50	Lau, A	2 Teams	R	2	0	6.04	18	2	0	0	5	0	0	1	25.1	24	18	17	7	3	10	0	26	.242	0	0	1	112
35	Lujan, H	WCH	R	3	1	2.49	12	0	0	0	3	1	0	0	25.1	13	7	7	5	2	7	0	26	.149	1	0	1	96
39	Mason, R	WCH	R	3	2	2.29	25	0	0	0	16	0	6	6	35.1	31	14	9	3	4	18	0	38	.230	3	0	1	158
41	Milbrath, J	WCH	R	0	0	10.00	6	0	0	0	1	0	0	1	9.0	8	11	10	0	0	14	0	12	.242	4	0	0	47
	Mitchell, J	WCH	L	1	1	4.05	4	0	0	0	3	0	1	1	6.2	6	5	3	1	0	1	0	4	.231	0	0	0	28
25	Morales, R	WCH	R	0	0	0.00	1	0	0	0	1	0	0	0	0.1	1	0	0	0	0	0	0	0	.500	0	0	0	2
18	Moran, J	WCH	L	2	1	1.91	20	0	0	0	7	2	2	2	37.2	14	8	8	3	0	14	0	64	.112	1	0	2	139
13	Neff, Z	WCH	L	6	3	3.67	20	0	0	0	7	1	2	3	34.1	26	15	14	5	2	9	0	43	.202	3	1	0	143
18	Nunn, C	MIS	L	0	2	4.24	14	0	0	0	3	3	1	1	17.0	10	8	8	2	1	12	0	26	.172	3	0	1	72
18	Nunn, C	WCH	L	0	0	2.45	2	0	0	0	1	0	0	0	3.2	4	1	1	0	0	2	0	7	.267	1	0	0	17
18	Nunn, C	2 Teams	L	0	2	3.92	16	0	0	0	4	3	1	1	20.2	14	9	9	2	1	14	0	33	.192	4	0	1	89
51	Osnowitz, M	AMA	R	0	1	2.16	8	0	0	0	2	0	0	0	8.1	5	2	2	2	1	5	0	10	.179	0	0	2	34
51	Osnowitz, M	WCH	R	0	0	5.19	5	0	0	0	1	2	0	0	8.2	6	5	5	1	0	8	0	10	.207	0	0	2	37
51	Osnowitz, M	2 Teams	R	0	1	3.71	13	0	0	0	3	2	0	0	17.0	11	7	7	3	1	13	0	20	.193	0	0	4	71
40	Phillips, A	WCH	R	1	4	6.25	22	0	0	0	8	4	0	3	36.0	42	26	25	7	1	10	0	40	.286	2	0	2	159
47	Rozeck, A	WCH	L	1	0	0.00	1	0	0	0	0	0	0	0	3.0	2	0	0	0	0	0	0	2	.200	0	0	0	10
57	Salinas, J	WCH	R	0	0	7.36	10	0	0	0	1	1	0	0	14.2	17	12	12	6	2	14	0	11	.293	0	0	2	74
36	Sammons, B	WCH	L	2	4	7.08	11	10	0	0	0	0	0	0	48.1	46	39	38	13	5	24	0	54	.254	5	0	3	213
26	Sands, C	WCH	R	1	0	2.72	10	9	0	0	0	0	0	0	39.2	27	15	12	2	2	19	0	53	.188	0	0	2	167
24	Schulfer, A	WCH	R	3	7	4.58	16	16	0	0	0	0	0	0	72.2	73	45	37	6	7	30	0	66	.260	5	0	11	321
39	Sisk, E	SPR	L	2	0	3.60	16	0	0	0	4	2	1	3	20.0	19	12	8	2	5	12	1	28	.244	1	0	0	96
39	Sisk, E	WCH	L	0	0	4.50	1	0	0	0	0	0	0	1	2.0	3	1	1	0	1	1	0	1	.375	0	0	1	11
39	Sisk, E	2 Teams	L	2	0	3.68	17	0	0	0	4	2	1	4	22.0	22	13	9	2	6	13	1	29	.256	1	0	1	107
32	Vallimont, C	WCH	R	3	4	4.50	12	12	0	0	0	0	0	0	52.0	49	27	26	5	0	31	0	82	.245	6	1	1	231
38	Whalen, R	WCH	R	0	0	9.00	1	0	0	0	0	0	0	0	2.0	2	2	2	1	1	1	0	2	.286	0	0	0	9
36	Winder, J	WCH	R	3	0	1.98	10	10	0	0	0	0	0	0	54.2	41	12	12	5	0	10	0	65	.208	2	0	1	208
		WCH		43	34	4.30	77	77	0	7	77	17	15	26	679.2	602	366	325	92	48	319	1	817	.235	44	2	46	2955
		OPP		34	43	4.69	77	77	0	3	77	10	13	29	677.2	661	389	353	88	38	312	5	729	.255	43	5	57	2970

Double-A Central Standings - 2021 - Regular Season

AA-C North	W	L	PCT	GB	L10	STRK	HOME	ROAD	RS	RA	DIFF
Wichita	43	34	.558	-	5-5	L3	19-17	24-17	389	366	23
Arkansas	41	34	.547	1.0	6-4	W5	20-15	21-19	362	329	33
Tulsa	41	36	.532	2.0	6-4	W1	24-17	17-19	387	345	42
NW Arkansas	40	36	.526	2.5	5-5	W3	16-19	24-17	457	389	68
Springfield	28	48	.368	14.5	2-8	L4	14-26	14-22	361	502	-141
AA-C South	W	L	PCT	GB	L10	STRK	HOME	ROAD	RS	RA	DIFF
Frisco	47	30	.610	-	7-3	W2	27-15	20-15	373	307	66
Midland	39	38	.506	8.0	5-5	L1	20-16	19-22	379	377	2
San Antonio	37	38	.493	9.0	6-4	W2	19-16	18-22	358	361	-3
Corpus Christi	34	43	.442	13.0	4-6	L2	21-26	13-17	350	371	-21
Amarillo	31	44	.413	15.0	3-7	L2	15-19	16-25	348	417	-69

Wisconsin Timber Rattlers (37-39) 12, Cedar Rapids KERNELS (43-34) 2
Jul 31st, 2021

	1	2	3	4	5	6	7	8	9	R	H	E
Cedar Rapids	0	1	1	0	0	0	0	0	0	2	7	2
Wisconsin	4	3	1	0	1	3	0	0	x	12	14	0

	AB	R	H	RBI	BB	SO	LOB	AVG		AB	R	H	RBI	BB	SO	LOB	AVG
Cedar Rapids									Wisconsin								
Julien, 3B	3	0	0	0	1	2	2	.200	Howell, CF	3	2	1	0	1	1	2	.262
Isola, C	4	0	1	1	0	2	0	.224	Hamilton, 2B	5	0	0	0	0	2	5	.264
Javier, SS	4	0	0	0	0	2	0	.226	Gray Jr., RF	4	2	2	1	1	2	3	.257
Gray, DH	4	0	1	0	0	2	0	.227	Dillard, 1B	5	2	2	2	0	2	3	.248
Severino, 2B	3	1	2	0	1	1	0	.429	Castillo, L, DH	5	2	2	1	0	1	2	.304
Helman, RF	3	0	0	1	1	0	2	.233	Lujano, LF	5	2	2	3	0	1	0	.264
Keirse, CF	3	0	2	0	0	0	1	.176	Kahle, C	4	1	2	1	0	1	1	.236
Schmidt, 1B	3	0	0	0	0	2	3	.263	Coca, 3B	4	1	2	1	0	1	2	.198
Maciel, LF	3	1	1	0	0	2	1	.280	Pinero, SS	4	0	1	1	0	1	3	.200
Laweryson, P	0	0	0	0	0	0	0	.000	Sierra, P	0	0	0	0	0	0	0	.000
Palm, P	0	0	0	0	0	0	0	.000	LaRossa, P	0	0	0	0	0	0	0	.000
Williams, P	0	0	0	0	0	0	0	.000	Floyd, P	0	0	0	0	0	0	0	.000
Molina, P	0	0	0	0	0	0	0	.000	Totals	39	12	14	10	2	12	21	.246
Shreve, P	0	0	0	0	0	0	0	.000									
Totals	30	2	7	2	3	13	9	.235									

BATTING

2B : Severino (3, Sierra); Maciel (4, Sierra).

3B : Keirse (4, Sierra).

TB : Gray; Isola; Keirse 4; Maciel 2; Severino 3.

RBI : Helman (36); Isola (29).

Runners left in scoring position, 2 out : Schmidt; Julien.

GDP : Helman.

Team RISP : 1-for-6.

Team LOB : 4.

BASERUNNING

SB : Keirse (10, 2nd base off LaRossa/Kahle).

PO : Julien (1st base by Sierra); Severino (1st base by Sierra).

FIELDING

E : Julien (4, fielding); Severino (2, fielding).

Outfield assists : Helman (Gray Jr. at 2nd base).

BATTING

2B : Howell (12, Palm); Pinero (1, Palm); Kahle (11, Williams); Lujano (6, Molina).

HR : Dillard (15, 2nd inning off Palm, 1 on, 2 out); Castillo, L (4, 2nd inning off Palm, 0 on, 2 out).

TB : Castillo, L 5; Coca 2; Dillard 5; Gray Jr. 2; Howell 2; Kahle 3; Lujano 3; Pinero 2.

RBI : Castillo, L (24); Coca (14); Dillard 2 (65); Gray Jr. (12); Kahle (20); Lujano 3 (16); Pinero (1).

2-out RBI : Dillard 2; Coca; Lujano 3; Castillo, L; Kahle.

Runners left in scoring position, 2 out : Dillard; Hamilton; Pinero; Howell.

Team RISP : 6-for-16.

Team LOB : 8.

BASERUNNING

SB : Howell (20, 2nd base off Laweryson/Isola); Coca (3, 2nd base off Williams/Isola).

FIELDING

Outfield assists : Lujano (Isola at 2nd base).

Pickoffs : Sierra 2 (Julien at 1st base, Severino at 1st base).

DP : (Hamilton-Pinero-Dillard).

	IP	H	R	ER	BB	SO	HR	ERA		IP	H	R	ER	BB	SO	HR	ERA
Cedar Rapids									Wisconsin								
Laweryson (L, 0-3)	0.2	2	3	3	0	1	0	4.97	Sierra	4.0	5	2	2	1	4	0	4.62
Palm	2.1	7	5	5	0	1	2	7.81	LaRossa (W, 1-1)	3.0	1	0	0	1	6	0	10.74
Williams	2.0	2	1	1	0	4	0	4.50	Floyd	2.0	1	0	0	1	3	0	3.02
Molina	2.0	3	3	3	2	3	0	4.56	Totals	9.0	7	2	2	3	13	0	4.97
Shreve	1.0	0	0	0	0	3	0	3.80									
Totals	8.0	14	12	12	2	12	2	3.59									

WP : Palm; Williams 2; Sierra.

HBP : Howell (by Laweryson); Kahle (by Palm); Coca (by Williams).

Pitches-strikes : Laweryson 16-11; Palm 47-37; Williams 34-24; Molina 40-23; Shreve 17-12; Sierra 68-43; LaRossa 48-32; Floyd 31-16.

Groundouts-flyouts : Laweryson 0-1; Palm 3-3; Williams 0-0; Molina 2-0; Shreve 1-0; Sierra 2-3; LaRossa 1-1; Floyd 2-0.

Batters faced : Laweryson 5; Palm 15; Williams 8; Molina 12; Shreve 4; Sierra 15; LaRossa 11; Floyd 7.

Inherited runners-scored : Palm 2-2.

Umpires : HP: Jennifer Pawol. 1B: Thomas O'Neil.

Official Scorer : Jay Grusznski

Weather : 73 degrees, Partly Cloudy

Wind : 13 mph, L To R

First pitch : 6:38 PM

T : 3:22

Att : 3,104

Venue : Fox Cities Stadium

July 31, 2021

Cedar Rapids Kernels Hitting - 2021 - Regular Season - All Players

#	Player	Team	B	AVG	G	AB	R	H	TB	2B	3B	HR	RBI	BB	IBB	SO	SB	CS	OBP	SLG	OPS	PA	SAC	SF	HBP	GIDP	E
25	Cabbage, T	CR	L	.266	40	143	21	38	77	10	1	9	33	16	1	50	4	0	.342	.538	.880	161	0	1	1	1	3
38	Cabrera, L	CR	R	.194	14	36	8	7	14	1	0	2	6	13	0	17	0	0	.408	.389	.797	49	0	0	0	0	0
17	Camargo, J	CR	R	.239	54	197	26	47	94	6	1	13	34	11	0	79	1	1	.288	.477	.765	212	0	1	3	4	8
4	Encarnacion, Y	CR	L	.106	16	47	2	5	5	0	0	0	4	3	0	18	0	0	.157	.106	.263	51	0	1	0	0	2
18	Gray, S	CR	L	.227	73	278	44	63	93	7	1	7	34	40	0	95	3	0	.347	.335	.682	331	0	1	12	3	7
5	Hall, A	CR	R	.000	2	1	0	0	0	0	0	0	1	0	0	0	0	0	.000	.000	.000	1	0	0	0	0	0
2	Helman, M	CR	R	.233	70	240	39	56	101	13	1	10	36	35	1	54	11	4	.332	.421	.753	277	0	1	1	4	2
9	Isola, A	CR	R	.224	63	210	29	47	81	10	0	8	29	46	1	54	1	0	.364	.386	.750	258	0	1	1	3	10
19	Javier, W	CR	R	.226	71	283	35	64	119	12	8	9	38	18	0	102	0	2	.279	.420	.700	308	0	3	4	4	14
25	Julien, E	CR	L	.200	28	110	18	22	51	8	0	7	23	23	0	37	3	0	.336	.464	.800	134	0	1	0	1	4
24	Keirse, D	CR	L	.176	30	91	9	16	30	3	4	1	11	14	0	34	10	2	.300	.330	.630	110	0	2	3	1	0
8	Maciel, G	CR	S	.280	52	168	22	47	61	4	2	2	15	19	0	30	14	3	.354	.363	.718	190	1	1	1	5	0
1	Ozoria, D	CR	S	.208	30	72	9	15	18	3	0	0	3	3	0	21	5	3	.250	.250	.500	76	0	0	1	0	6
5	Schmidt, K	CR	R	.263	13	38	5	10	10	0	0	0	1	7	0	11	0	1	.404	.263	.667	47	0	0	2	0	1
43	Severino, Y	CR	S	.429	4	14	2	6	9	3	0	0	0	3	0	4	0	0	.529	.643	1.172	17	0	0	0	1	2
35	Smith, M	CR	L	.239	43	138	26	33	58	8	1	5	17	25	0	59	2	0	.358	.420	.778	165	0	1	1	1	0
	Snyder, G	CR	L	.230	35	126	26	29	59	8	2	6	14	24	0	37	3	0	.362	.468	.830	152	0	0	2	1	5
4	Steer, S	CR	R	.274	45	168	37	46	85	7	1	10	24	35	0	32	4	4	.409	.506	.915	208	0	1	4	1	5
16	Wallner, M	CR	L	.330	26	103	16	34	70	5	2	9	20	7	0	41	0	1	.381	.680	1.060	113	0	1	2	0	3
5	Williams, C	CR	R	.100	17	50	4	5	8	3	0	0	0	13	0	27	1	0	.286	.160	.446	63	0	0	0	0	1
	CR			.235	77	2513	378	590	1043	111	24	98	343	355	3	802	62	21	.336	.415	.752	2923	1	16	38	30	80
	OPP			.216	77	2494	326	538	786	99	16	39	282	292	4	830	99	16	.309	.315	.624	2879	10	25	57	34	

Cedar Rapids Kernels Pitching - 2021 - Regular Season - All Players

#	Player	Team	T	W	L	ERA	G	GS	CG	SHO	GF	HLD	SV	SVO	IP	H	R	ER	HR	HB	BB	IBB	SO	AVG	WP	BK	GIDP	TBF
22	Acosta, M	CR	R	2	1	4.46	24	0	0	0	13	1	5	8	40.1	41	24	20	2	2	12	0	44	.258	7	0	1	177
13	Beck, T	CR	R	1	1	2.28	12	9	0	0	1	0	0	0	47.1	35	14	12	0	2	13	0	54	.200	6	2	1	190
15	Cabezas, A	CR	R	2	1	3.32	11	8	0	0	0	0	0	0	43.1	34	18	16	5	4	15	0	46	.211	2	2	3	180
40	Canterino, M	CR	R	1	0	1.00	4	4	0	0	0	0	0	0	18.0	10	3	2	1	0	3	0	35	.154	4	0	0	68
	Cheshire, J	CR	R	3	3	4.41	13	0	0	0	6	0	0	0	16.1	14	10	8	1	3	7	0	14	.226	2	1	1	73
4	Encarnacion, Y	CR	R	0	0	13.50	2	0	0	0	2	0	0	0	1.1	3	2	2	1	0	0	0	1	.429	0	0	0	7
	Enlow, B	CR	R	1	1	1.84	3	3	0	0	0	0	0	0	14.2	13	4	3	1	0	6	0	23	.250	1	0	0	59
27	Featherstone, Z	CR	L	3	3	2.55	26	0	0	0	18	1	5	6	35.1	21	17	10	2	1	26	1	63	.174	7	0	4	149
16	Funderburk, K	CR	L	1	3	3.18	11	10	0	0	1	0	1	1	45.1	33	19	16	1	3	21	0	59	.199	5	0	1	192
38	German, O	CR	R	0	2	5.40	5	0	0	0	2	1	1	1	6.2	6	6	4	0	0	4	0	11	.214	1	1	0	32
11	Gore, J	CR	R	5	1	2.95	19	0	0	0	5	3	1	4	39.2	21	13	13	2	6	17	0	58	.156	6	0	3	159
44	Griffith, O	CR	R	4	3	6.35	19	1	0	0	12	0	1	4	28.1	33	22	20	2	2	13	0	38	.284	1	0	1	132
47	Gross, B	CR	R	4	0	2.48	13	12	0	0	0	0	0	0	61.2	53	25	17	5	1	18	0	76	.222	2	0	2	258
36	Koch, B	CR	R	0	0	0.00	1	0	0	0	0	0	0	0	1.0	0	0	0	0	0	1	0	2	.000	0	0	0	4
20	Laweryson, C	CR	R	0	3	4.97	8	8	0	0	0	0	0	0	25.1	25	17	14	3	2	9	0	35	.255	2	0	2	110
30	Manoah Jr., E	CR	R	1	1	0.60	9	0	0	0	2	2	1	1	15.0	7	4	1	0	4	3	1	20	.140	1	1	2	58
23	Molina, D	CR	R	6	1	4.56	22	0	0	0	2	2	1	2	47.1	37	27	24	4	4	19	0	62	.215	5	0	3	197
48	Olsen, J	CR	R	1	3	3.63	13	11	0	0	1	0	0	1	57.0	42	23	23	4	5	29	0	49	.207	10	0	3	241
1	Ozoria, D	CR	R	0	0	22.50	3	0	0	0	2	0	0	0	2.0	3	5	5	0	0	3	0	1	.333	0	0	0	12
37	Palm, T	CR	R	1	4	7.81	16	0	0	0	2	1	0	1	27.2	28	30	24	3	8	21	0	28	.264	9	0	0	142
39	Rijo, L	CR	R	0	0	9.95	4	2	0	0	0	1	0	1	6.1	10	7	7	0	0	6	0	7	.385	0	0	0	35
36	Shreve, R	CR	R	3	2	3.80	13	0	0	0	5	0	0	1	21.1	14	11	9	0	0	10	1	30	.177	1	0	1	91
35	Smith, M	CR	R	0	0	9.00	1	0	0	0	1	0	0	0	1.0	1	1	1	0	0	2	0	1	.333	0	0	0	6
	Snyder, G	CR	L	0	0	---	1	0	0	0	0	0	0	0	0.0	3	5	5	0	0	2	0	0	1.000	0	0	0	5
11	Varland, L	CR	R	1	0	0.00	3	3	0	0	0	0	0	0	16.0	8	0	0	0	1	7	0	17	.154	0	0	0	60
21	Watson, T	CR	L	2	1	1.68	16	6	0	0	1	1	0	0	48.1	34	15	9	1	7	22	0	42	.199	6	1	6	204
32	Williams, B	CR	R	1	0	4.50	7	0	0	0	1	1	0	1	8.0	9	4	4	1	2	3	1	14	.273	4	0	0	38
	CR			43	34	3.59	77	77	0	7	77	14	16	32	674.2	538	326	269	39	57	292	4	830	.216	82	8	34	2879
	OPP			34	43	4.73	77	77	0	3	77	6	13	27	666.0	590	378	350	98	38	355	3	802	.235	64	7	30	2923

High-A Central Standings - 2021 - Regular Season

A+C East	W	L	PCT	GB	L10	STRK	HOME	ROAD	RS	RA	DIFF
Great Lakes	42	35	.545	-	6-4	L1	16-19	26-16	451	352	99
Dayton	41	35	.539	0.5	4-6	L2	23-18	18-17	347	391	-44
Lake County	41	36	.532	1.0	4-6	W2	20-10	21-26	365	377	-12
Lansing	37	40	.481	5.0	5-5	W3	19-22	18-18	351	373	-22
West Michigan	36	40	.474	5.5	6-4	W1	18-17	18-23	351	341	10
Fort Wayne	35	42	.455	7.0	5-5	L3	19-23	16-19	361	392	-31
A+C West	W	L	PCT	GB	L10	STRK	HOME	ROAD	RS	RA	DIFF
Quad Cities	50	25	.667	-	6-4	W3	25-9	25-16	452	331	121
Cedar Rapids	43	34	.558	8.0	6-4	L1	28-14	15-20	378	326	52
Wisconsin	37	39	.487	13.5	6-4	W1	22-19	15-20	425	398	27
Beloit	34	43	.442	17.0	5-5	W3	15-21	19-22	396	419	-23
South Bend	33	43	.434	17.5	2-8	L3	22-19	11-24	349	424	-75
Peoria	30	47	.390	21.0	5-5	L3	18-23	12-24	338	440	-102

Fort Myers Mighty Mussels Hitting - 2021 - Regular Season - All Players

#	Player	Team	B	AVG	G	AB	R	H	TB	2B	3B	HR	RBI	BB	IBB	SO	SB	CS	OBP	SLG	OPS	PA	SAC	SF	HBP	GIDP	E
21	Anderson, N	FTM	R	.164	26	67	10	11	15	2	1	0	9	18	0	25	3	1	.352	.224	.576	89	1	1	2	2	0
44	Bentley, D	FTM	L	.000	1	0	0	0	0	0	0	0	0	0	0	0	0	0	.000	.000	.000	0	0	0	0	0	0
22	Cabrera, L	FTM	R	.077	5	13	1	1	2	1	0	0	0	1	0	6	1	0	.143	.154	.297	14	0	0	0	0	0
9	Cavaco, K	FTM	R	.266	40	154	23	41	56	5	2	2	18	17	0	49	5	2	.347	.364	.710	173	0	0	2	6	11
22	Feliz, J	FTM	R	.203	19	74	7	15	22	1	0	2	8	3	0	14	1	0	.263	.297	.560	80	0	0	3	2	2
19	Garland, N	FTM	R	.125	8	8	0	1	1	0	0	0	0	4	0	5	1	0	.417	.125	.542	12	0	0	0	1	0
24	Garry Jr., W	FTM	L	.178	63	191	28	34	49	3	3	2	17	28	1	78	16	5	.295	.257	.551	224	0	1	4	1	7
4	Holland, W	FTM	R	.203	41	138	17	28	57	11	0	6	17	18	1	48	9	3	.329	.413	.742	165	1	0	8	2	13
31	Julien, E	FTM	L	.299	47	147	41	44	67	12	1	3	24	50	1	54	21	2	.490	.456	.946	204	0	1	6	1	6
33	Mack, C	FTM	L	.248	46	149	22	37	58	4	1	5	19	31	0	44	0	0	.376	.389	.765	181	0	1	0	2	4
	McKinnon, K	FTM	R	.273	6	11	2	3	3	0	0	0	1	3	0	1	0	0	.429	.273	.701	14	0	0	0	2	0
5	Morales, J	FTM	R	.235	68	226	42	53	90	19	0	6	29	42	0	52	11	2	.377	.398	.776	281	0	2	11	3	10
2	Ozoria, D	FTM	S	.125	5	8	1	1	1	0	0	0	0	0	0	2	0	0	.125	.125	.250	8	0	0	0	1	0
13	Pichardo, J	FTM	L	.000	1	0	0	0	0	0	0	0	0	0	0	0	0	0	.000	.000	.000	0	0	0	0	0	1
	Prato, A	FTM	R	.253	28	83	12	21	24	3	0	0	7	18	0	19	6	1	.398	.289	.687	103	0	0	2	2	3
31	Puentes, Z	FTM	R	.000	1	0	0	0	0	0	0	0	0	0	0	0	0	0	.000	.000	.000	0	0	0	0	0	0
30	Rozek, A	FTM	L	.000	1	0	0	0	0	0	0	0	0	0	0	0	0	0	.000	.000	.000	0	0	0	0	0	0
27	Sabato, A	FTM	R	.185	71	238	38	44	69	13	0	4	26	66	0	97	1	0	.370	.290	.660	308	0	0	4	5	8
1	Santana, R	FTM	S	.257	38	105	15	27	33	3	0	1	15	16	0	25	5	1	.350	.314	.664	124	1	2	0	2	4
37	Schmidt, K	FTM	R	.302	25	86	17	26	37	6	1	1	12	17	1	20	0	0	.423	.430	.853	104	0	0	1	2	3
1	Severino, Y	FTM	S	.245	63	229	30	56	90	17	1	5	53	32	0	75	2	0	.347	.393	.740	268	0	2	5	6	15
8	Smith, M	FTM	L	.107	7	28	4	3	6	0	0	1	6	1	0	13	1	0	.188	.214	.402	32	0	1	2	0	0
2	Urbina, M	FTM	R	.203	67	251	34	51	75	7	4	3	43	35	0	56	11	4	.303	.299	.602	301	1	9	5	7	4
22	Valdez, W	FTM	R	.158	15	38	6	6	9	0	0	1	5	6	0	16	0	0	.273	.237	.510	44	0	0	0	2	5
23	Washington, J	FTM	R	.157	41	121	12	19	28	4	1	1	12	14	0	48	15	3	.243	.231	.474	136	0	1	0	2	3
	FTM			.221	75	2365	362	522	792	111	15	43	321	420	4	747	109	24	.348	.335	.683	2865	4	21	55	51	106
	OPP			.230	75	2480	355	571	853	115	16	45	310	312	1	829	111	20	.326	.344	.670	2861	4	16	47	34	

Fort Myers Mighty Mussels Pitching - 2021 - Regular Season - All Players

#	Player	Team	T	W	L	ERA	G	GS	CG	SHO	GF	HLD	SV	SVO	IP	H	R	ER	HR	HB	BB	IBB	SO	AVG	WP	BK	GIDP	TBF
41	Bellair, C	FTM	R	0	0	9.00	1	0	0	0	1	0	0	0	1.0	1	2	1	0	0	3	0	1	.333	0	0	1	6
44	Bentley, D	FTM	L	4	2	3.07	25	1	0	0	17	1	8	9	41.0	27	17	14	0	0	24	0	64	.184	4	0	1	173
43	Breek, D	FTM	R	0	0	27.00	4	0	0	0	0	0	0	0	3.2	6	11	11	0	2	12	0	2	.375	3	0	0	30
25	Cruz, S	FTM	R	1	2	4.67	20	2	0	0	3	4	1	2	34.2	25	22	18	2	6	24	0	55	.195	7	1	1	158
	Escobar, A	FTM	R	1	0	0.00	2	0	0	0	1	0	0	0	4.0	3	2	0	0	0	1	0	5	.176	1	0	0	18
19	Garland, N	FTM	R	0	0	0.00	1	0	0	0	1	0	0	0	0.1	0	0	0	0	0	0	0	1	.000	0	0	0	1
30	German, O	FTM	R	0	0	2.27	18	0	0	0	8	0	3	4	31.2	18	11	8	2	4	13	0	49	.162	1	0	2	130
18	Gipson-Long, S	FTM	R	5	4	4.55	13	13	0	0	0	0	0	0	63.1	65	38	32	5	2	17	0	89	.252	4	0	1	278
32	Grace, R	FTM	R	1	0	3.98	5	5	0	0	0	0	0	0	20.1	17	9	9	3	4	9	0	20	.227	4	1	2	88
26	Hanner, B	FTM	R	2	1	8.36	17	1	0	0	6	1	2	4	28.0	31	27	26	0	5	24	1	33	.284	6	0	2	141
35	Headrick, B	FTM	L	3	5	3.83	13	12	0	0	0	0	0	0	56.1	58	30	24	5	1	32	0	74	.262	8	0	3	256
45	Leach, L	FTM	R	0	0	3.38	2	2	0	0	0	0	0	0	8.0	6	4	3	1	2	2	0	6	.194	2	0	1	35
12	Legumina, C	FTM	R	2	1	5.40	7	3	0	0	0	0	0	0	18.1	18	11	11	3	2	8	0	26	.250	1	0	0	82
41	Manoah Jr., E	FTM	R	0	1	1.00	6	0	0	0	4	1	2	2	9.0	4	2	1	0	1	2	0	15	.125	2	0	1	35
	McMahon, H	FTM	R	1	1	3.00	4	2	0	0	0	0	0	0	18.0	16	6	6	0	1	4	0	20	.229	1	0	2	75
43	Milacki, B	FTM	R	0	2	4.09	8	5	0	0	1	1	0	0	33.0	36	19	15	4	0	5	0	30	.271	2	0	5	140
8	Mooney, S	FTM	R	0	1	0.56	6	5	0	0	0	0	0	0	16.0	8	3	1	1	0	9	0	26	.143	1	0	0	65
2	Ozoria, D	FTM	R	0	0	0.00	1	0	0	0	1	0	0	0	2.2	1	0	0	0	0	1	0	0	.111	1	0	0	10
13	Pichardo, J	FTM	L	3	3	5.10	19	0	0	0	9	0	3	5	30.0	24	28	17	1	5	25	0	31	.214	3	3	2	147
31	Puentes, Z	FTM	R	1	0	1.35	5	0	0	0	4	0	0	0	6.2	6	1	1	0	1	9	0	7	.231	0	0	0	36
17	Rodriguez, M	FTM	R	2	2	3.62	9	7	0	0	0	1	0	0	37.1	35	20	15	3	1	15	0	44	.243	4	1	1	161
15	Rodriguez, O	FTM	R	1	1	2.25	2	2	0	0	0	0	0	0	12.0	12	3	3	1	1	4	0	13	.255	1	0	1	52
30	Rozek, A	FTM	L	0	0	2.57	3	2	0	0	1	0	0	0	14.0	11	5	4	2	0	0	0	16	.212	0	0	1	52
38	Sharpe, Z	FTM	L	3	2	4.50	14	4	0	0	3	0	0	1	32.0	34	18	16	1	3	17	0	35	.266	5	1	4	149
21	Shreve, R	FTM	R	0	1	3.21	6	0	0	0	2	1	1	2	14.0	10	6	5	1	0	7	0	21	.185	1	0	0	61
40	Suniaga, C	FTM	R	2	2	6.00	10	0	0	0	3	0	0	1	18.0	22	16	12	2	0	6	0	20	.289	2	0	0	83
20	Swain, M	FTM	R	4	1	4.81	24	0	0	0	9	1	0	0	39.1	31	25	21	6	3	20	0	42	.205	6	1	1	175
22	Vallimont, C	FTM	R	0	0	0.00	1	1	0	0	0	0	0	0	3.0	2	0	0	0	0	0	0	6	.182	0	0	0	11
15	Varland, L	FTM	R	4	2	2.09	10	8	0	0	1	0	0	0	47.1	41	14	11	2	3	16	0	76	.228	5	0	2	200
22	Wilson, J	FTM	L	0	1	19.29	3	0	0	0	0	1	0	0	2.1	3	5	5	0	0	3	0	2	.300	1	0	0	13
	FTM			40	35	4.02	75	75	0	7	75	12	20	30	645.1	571	355	288	45	47	312	1	829	.230	76	8	34	2861
	OPP			35	40	4.21	75	75	2	5	73	22	14	30	643.1	522	362	3										

Low-A Southeast Standings - 2021 - Regular Season

A-SE East	W	L	PCT	GB	L10	STRK	HOME	ROAD	RS	RA	DIFF
St. Lucie	40	37	.519	-	5-5	L2	20-16	20-21	424	390	34
Jupiter	38	37	.507	1.0	8-2	W2	20-15	18-22	316	335	-19
Daytona	38	39	.494	2.0	7-3	W2	21-20	17-19	361	350	11
Palm Beach	25	49	.338	13.5	0-10	L11	15-25	10-24	340	452	-112
A-SE West	W	L	PCT	GB	L10	STRK	HOME	ROAD	RS	RA	DIFF
Tampa	52	23	.693	-	7-3	W6	27-14	25-9	538	337	201
Bradenton	45	31	.592	7.5	3-7	W1	25-15	20-16	422	372	50
Fort Myers	40	35	.533	12.0	4-6	L2	21-15	19-20	362	355	7
Clearwater	37	37	.500	14.5	5-5	W2	19-20	18-17	335	360	-25
Dunedin	34	42	.447	18.5	6-4	L1	14-22	20-20	435	466	-31
Lakeland	28	47	.373	24.0	4-6	L2	13-20	15-27	318	434	-116

FCL Twins (6-17) 6, FCL Red Sox (14-7) 4
Jul 31st, 2021

	1	2	3	4	5	6	7	8	9	R	H	E
FCL Red Sox	0	0	0	0	0	4	0	0	0	4	8	1
FCL Twins	0	0	0	0	0	0	2	4	x	6	8	0

FCL Red Sox	AB	R	H	RBI	BB	SO	LOB	AVG	FCL Twins	AB	R	H	RBI	BB	SO	LOB	AVG
Bonaci, SS	4	1	1	0	1	2	2	.231	Jimenez, CF	5	0	0	0	0	0	5	.105
McDonough, CF	3	1	1	0	0	0	2	.400	Rodriguez, Em, DH	3	1	0	0	1	1	1	.175
Ugueto, CF	2	0	0	0	0	1	1	.333	Rosario, RF	3	1	2	1	1	0	1	.314
Lopez, LF	3	1	1	2	0	0	0	.333	Pena, A, 1B	4	2	1	0	0	1	3	.407
Feliz, LF	2	0	0	0	0	2	1	.200	Aguiar, LF	1	0	0	0	0	0	0	.160
Jordan, 1B	3	1	2	0	1	0	0	.348	a-Roberto, PH-LF	3	1	1	0	0	1	2	.148
Diaz, D, DH	4	0	1	1	0	0	3	.170	Valdez, 3B	4	1	1	2	0	1	1	.244
Paulino, E, 3B	4	0	1	1	0	0	1	.426	Soto, SS	4	0	3	1	0	0	0	.241
Perez, B, RF	4	0	1	0	0	1	2	.154	Cespedes, 2B	3	0	0	0	1	1	2	.143
Montero, C	2	0	0	0	1	0	3	.300	Olivar, C	1	0	0	0	0	0	0	.188
Marcano, C	0	0	0	0	0	0	0	.583	Nigro, C	2	0	0	1	1	1	4	.158
Simas, 2B	3	0	0	0	1	1	4	.333	Mendez, J, P	0	0	0	0	0	0	0	.000
Encarnacion, P	0	0	0	0	0	0	0	.000	Perez, E, P	0	0	0	0	0	0	0	.000
Sena, P	0	0	0	0	0	0	0	.000	Perez, S, P	0	0	0	0	0	0	0	.000
Andrew, P	0	0	0	0	0	0	0	.000	Totals	33	6	8	5	4	6	19	.239
Segovia, P	0	0	0	0	0	0	0	.000	a-Grounded out for Aguiar in the 4th.								
Totals	34	4	8	4	4	7	19	.264									

BATTING

2B : Perez, B (1, Mendez, J); Bonaci (6, Perez, E); McDonough (3, Perez, E); Jordan (7, Perez, E); Paulino, E (9, Perez, E).
TB : Bonaci 2; Diaz, D; Jordan 3; Lopez; McDonough 2; Paulino, E 2; Perez, B 2.
RBI : Diaz, D (4); Lopez 2 (3); Paulino, E (6).
Runners left in scoring position, 2 out : McDonough; Diaz, D; Simas 2.
Team RISP : 5-for-12.
Team LOB : 8.

BATTING

2B : Roberto (1, Sena).
TB : Pena, A; Roberto 2; Rosario 2; Soto 3; Valdez.
RBI : Nigro (3); Rosario (23); Soto (5); Valdez 2 (4).
Runners left in scoring position, 2 out : Rosario; Jimenez 4; Roberto.
Team RISP : 3-for-14.
Team LOB : 7.

BASERUNNING

CS : Montero (1, 2nd base by Perez, E/Olivar).

BASERUNNING

SB : Rodriguez, Em (3, 2nd base off Andrew/Marcano).
CS : Soto (1, 2nd base by Encarnacion/Montero).

FIELDING

E : Bonaci (2, missed catch).
PB : Marcano (3).

FCL Red Sox	IP	H	R	ER	BB	SO	HR	ERA	FCL Twins	IP	H	R	ER	BB	SO	HR	ERA
Encarnacion	5.0	2	0	0	1	3	0	0.39	Mendez, J	3.2	1	0	0	2	1	0	0.00
Sena	1.1	3	2	2	2	1	0	7.71	Perez, E	1.1	6	4	4	1	1	0	13.50
Andrew (L, 2-1)(BS, 1)	1.0	3	4	3	1	2	0	7.56	Perez, S (W, 1-1)	4.0	1	0	0	1	5	0	1.42
Segovia	0.2	0	0	0	0	0	0	1.50	Totals	9.0	8	4	4	4	7	0	5.68
Totals	8.0	8	6	5	4	6	0	4.34									

Perez, E pitched to 6 batters in the 6th.

WP : Sena; Andrew 2.

HBP : Marcano (by Perez, S).

Groundouts-flyouts : Encarnacion 6-4; Sena 2-1; Andrew 1-1; Segovia 3-0; Mendez, J 5-3; Perez, E 0-2; Perez, S 1-4.

Batters faced : Encarnacion 17; Sena 9; Andrew 8; Segovia 3; Mendez, J 14; Perez, E 10; Perez, S 15.

Inherited runners-scored : Andrew 2-0; Segovia 2-1; Perez, E 1-0; Perez, S 2-0.

Umpires : HP: Nobuoki Yasuta. 1B: Denver Dangerfield.

Official Scorer : Brian Mullen

Weather : 83 degrees, Sunny

Wind : 9 mph, In From RF

First pitch : 10:00 AM

T : 3:03

Venue : CenturyLink Sports Complex Fields

July 31, 2021

FCL Twins Hitting - 2021 - Regular Season - All Players

#	Player	Team	B	AVG	G	AB	R	H	TB	2B	3B	HR	RBI	BB	IBB	SO	SB	CS	OBP	SLG	OPS	PA	SAC	SF	HBP	GIDP	E
15	Aguiar, C	TWI	L	.160	8	25	1	4	7	0	0	1	2	2	0	10	0	1	.222	.280	.502	27	0	0	0	0	1
11	Baez, L	TWI	R	.360	17	50	10	18	27	3	3	0	2	5	0	12	2	2	.458	.540	.998	59	0	0	4	1	1
37	Castro, W	TWI	R	.269	11	26	3	7	13	2	2	0	7	1	0	10	0	0	.321	.500	.821	28	0	0	1	0	1
51	Cavaco, K	TWI	R	.222	3	9	2	2	3	1	0	0	2	1	0	3	1	0	.300	.333	.633	10	0	0	0	0	0
23	Cespedes, R	TWI	L	.143	19	63	6	9	11	2	0	0	4	4	0	25	2	1	.206	.175	.380	68	0	0	1	0	2
20	Duran, G	TWI	R	.250	5	8	1	2	2	0	0	0	1	2	0	4	0	0	.400	.250	.650	10	0	0	0	0	0
59	Feliz, J	TWI	R	.364	6	22	7	8	16	2	0	2	3	1	0	6	0	0	.391	.727	1.119	23	0	0	0	0	1
31	Garland, N	TWI	R	1.000	1	1	0	1	1	0	0	0	0	0	0	0	0	0	1.000	1.000	2.000	1	0	0	0	0	0
2	Gomez, L	TWI	L	.214	15	42	6	9	10	1	0	0	1	12	0	11	1	0	.400	.238	.638	55	0	0	1	1	5
46	Goree, Z	TWI	L	.000	1	0	0	0	0	0	0	0	0	0	0	0	0	0	.000	.000	.000	0	0	0	0	0	0
9	Hall, A	TWI	R	.125	5	8	0	1	1	0	0	0	1	1	0	2	0	0	.200	.125	.325	10	0	1	0	0	1
49	Jimenez, A	TWI	R	.105	8	19	2	2	6	1	0	1	1	2	0	5	0	0	.190	.316	.506	21	0	0	0	1	0
19	Nigro, F	TWI	R	.158	11	19	0	3	3	0	0	0	3	2	0	10	0	0	.273	.158	.431	22	0	0	1	0	1
64	Olivar, R	TWI	R	.188	13	16	0	3	5	2	0	0	1	2	0	4	0	0	.278	.313	.590	18	0	0	0	0	0
13	Pena, A	TWI	R	.407	17	54	8	22	27	5	0	0	7	4	0	14	1	1	.458	.500	.958	59	0	0	1	0	1
48	Ramirez, B	TWI	R	.105	7	19	3	2	3	1	0	0	2	4	0	12	0	0	.261	.158	.419	23	0	0	0	0	1
44	Roberto, N	TWI	R	.148	11	27	4	4	5	1	0	0	1	3	0	9	1	0	.233	.185	.418	30	0	0	0	0	0
4	Rodriguez, E	TWI	L	.175	13	40	12	7	19	0	0	4	10	10	0	15	3	2	.358	.475	.834	53	0	1	2	0	0
24	Rodriguez, E	TWI	L	.067	6	15	3	1	1	0	0	0	0	3	0	6	0	0	.222	.067	.289	18	0	0	0	0	2
16	Rosario, K	TWI	R	.314	22	86	12	27	46	5	4	2	23	8	0	23	0	0	.368	.535	.903	95	0	1	0	3	0
25	Smith, L	TWI	R	.244	16	41	5	10	25	1	1	4	10	6	0	11	1	1	.367	.610	.977	49	0	0	2	0	2
35	Sosa, M	TWI	R	.167	10	30	1	5	8	0	0	1	4	2	0	15	1	0	.219	.267	.485	32	0	0	0	1	1
5	Soto, Y	TWI	R	.241	18	54	7	13	17	1	0	1	5	13	0	14	3	1	.388	.315	.703	67	0	0	0	0	7
1	Valdez, W	TWI	R	.244	15	45	10	11	16	5	0	0	4	7	0	14	0	0	.382	.356	.737	55	0	0	3	1	2
21	Vallejo, M	TWI	R	.273	3	11	1	3	6	3	0	0	2	0	0	3	0	0	.273	.545	.818	11	0	0	0	0	0
8	Vasquez, A	TWI	S	.000	2	0	0	0	0	0	0	0	0	1	0	0	0	0	1.000	.000	1.000	1	0	0	0	0	0
66	Wallner, M	TWI	L	.333	2	6	2	2	2	0	0	0	0	0	0	2	0	0	.333	.333	.667	6	0	0	0	0	0
	TWI			.239	23	736	106	176	280	36	10	16	96	96	0	240	16	9	.338	.380	.719	851	0	3	16	8	32
	OPP			.274	20	759	141	208	310	43	10	13	130	112	1	220	23	6	.380	.408	.788	901	1	7	22	12	

FCL Twins Pitching - 2021 - Regular Season - All Players

#	Player	Team	T	W	L	ERA	G	GS	CG	SHO	GF	HLD	SV	SVO	IP	H	R	ER	HR	HB	BB	IBB	SO	AVG	WP	BK	GIDP	TBF
40	Aria, D	TWI	L	1	1	5.59	5	2	0	0	0	0	0	0	9.2	5	7	6	0	0	10	0	16	.161	1	3	1	42
17	Bellair, C	TWI	R	0	1	10.80	4	0	0	0	4	0	1	2	8.1	12	12	10	2	1	5	0	14	.324	1	0	1	44
47	Breek, D	TWI	R	0	1	21.60	3	2	0	0	0	0	0	0	1.2	0	9	4	0	2	7	0	1	.000	0	0	0	15
30	Feliz, R	TWI	R	0	4	12.15	5	2	0	0	0	0	0	1	13.1	21	18	18	2	1	9	0	14	.344	3	0	0	71
18	German, G	TWI	R	1	1	3.15	5	5	0	0	0	0	0	0	20.0	15	8	7	1	1	12	0	20	.200	3	0	1	88
41	Gilmartin, S	TWI	L	0	0	16.62	3	1	0	0	0	0	0	0	4.1	10	9	8	1	0	2	0	8	.455	2	0	0	24
46	Goree, Z	TWI	L	0	0	20.25	2	0	0	0	0	0	0	0	1.1	5	4	3	0	0	3	0	4	.500	0	0	0	13
52	Leach, L	TWI	R	0	0	2.57	3	3	0	0	0	0	0	0	7.0	8	2	2	0	0	3	0	6	.276	1	0	1	32
33	Mendez, J	TWI	R	0	0	0.00	5	2	0	0	0	1	0	0	11.1	6	1	0	0	1	6	0	13	.146	1	0	0	48
51	Moreno, D	TWI	R	0	0	15.75	4	0	0	0	1	0	0	0	4.0	6	8	7	0	3	5	0	4	.353	2	0	1	26
22	Moreno, E	TWI	R	0	1	4.61	5	1	0	0	1	0	0	0	13.2	10	8	7	2	2	12	0	13	.196	4	2	1	66
39	Mullenbach, M	TWI	R	1	1	2.84	6	0	0	0	1	1	0	1	12.2	12	6	4	0	2	8	1	10	.240	1	0	1	60
55	Perez, E	TWI	L	0	1	13.50	5	2	0	0	0	0	0	0	10.0	16	16	15	2	2	12	0	13	.356	0	2	0	59
58	Perez, S	TWI	L	1	1	1.42	7	0	0	0	6	0	0	0	19.0	19	4	3	1	1	3	0	22	.260	1	0	1	78
36	Pineda, R	TWI	R	0	1	1.98	9	0	0	0	6	1	2	2	13.2	13	4	3	0	0	0	0	11	.250	1	0	0	53
50	Reyes, W	TWI	L	0	2	8.15	5	1	0	0	0	0	0	0	17.2	28	16	16	2	5	10	0	19	.368	2	0	3	91
38	Rozeck, A	TWI	L	1	0	0.00	2	0	0	0	0	0	0	0	6.0	4	0	0	0	0	2	0	13	.182	0	1	0	24
53	Stankiewicz, J	TWI	R	0	0	4.50	1	1	0	0	0	0	0	0	2.0	2	1	1	0	0	1	0	6	.222	0	0	0	10
41	Thorpe, L	TWI	L	0	1	6.75	1	1	0	0	0	0	0	0	2.2	3	2	2	0	0	0	0	3	.250	0	0	0	12
32	Wilson, J	TWI	L	0	1	5.23	5	0	0	0	3	0	0	0	10.1	13	6	6	0	1	2	0	10	.317	2	0	1	45
	TWI			6	17	5.68	23	23	0	1	22	3	3	6	188.2	208	141	119	13	22	112	1	220	.274	25	8	12	901
	OPP			16	4	3.36	20	23	0	0	23	5	8	11	193.0	176	106	72	16	16	96	0	240	.239	29	1	8	851

Florida Complex League Standings - 2021 - Regular Season

	W	L	PCT	GB	L10	STRK	HOME	ROAD	RS	RA	DIFF
FCL East											
FCL Astros	14	9	.609	-	7-3	W3	9-3	5-6	113	94	19
FCL Cardinals	12	9	.571	1.0	8-2	L1	6-4	6-5	98	92	6
FCL Mets	12	10	.545	1.5	5-5	W1	7-5	5-5	113	107	6
FCL Nationals	10	14	.417	4.5	4-6	L1	7-5	3-9	93	106	-13
FCL Marlins	8	14	.364	5.5	2-8	W1	4-6	4-8	107	125	-18
FCL North	W	L	PCT	GB	L10	STRK	HOME	ROAD	RS	RA	DIFF
FCL Yankees	15	5	.750	-	8-2	W1	7-3	8-2	150	105	45
FCL Phillies	10	6	.625	3.0	7-3	W2	5-2	5-4	92	71	21
FCL Blue Jays	13	10	.565	3.5	6-4	W1	6-5	7-5	176	111	65
FCL Tigers West	7	15	.318	9.0	2-8	L1	4-7	3-8	77	154	-77
FCL Tigers East	5	14	.263	9.5	3-7	L1	2-9	3-5	88	142	-54
FCL South	W	L	PCT	GB	L10	STRK	HOME	ROAD	RS	RA	DIFF
FCL Rays	17	6	.739	-	9-1	W3	7-4	10-2	167	100	67
FCL Pirates Gold	15	6	.714	1.0	7-3	W2	7-4	8-2	121	69	52
FCL Red Sox	14	7	.667	2.0	8-2	L1	9-3	5-4	130	100	30
FCL Orioles Black	11	7	.611	3.5	7-3	W3	4-4	7-3	86	72	14
FCL Pirates Black	10	10	.500	5.5	4-6	L2	6-4	4-6	103	114	-11
FCL Braves	9	12	.429	7.0	5-5	L5	5-5	4-7	98	121	-23
FCL Twins	6	17	.261	11.0	2-8	W1	3-9	3-8	106	141	-35
FCL Orioles Orange	2	19	.095	14.0	1-9	L1	0-10	2-9	82	176	-94

DSL Twins (5-10) 6,DSL Astros (3-10) 4

Jul 31st, 2021

	1	2	3	4	5	6	7	R	H	E
DSL Twins	0	0	6	0	0	0	0	6	3	3
DSL Astros	1	0	0	0	3	0	0	4	3	1

DSL Twins	AB	R	H	RBI	BB	SO	LOB	AVG
Michel, CF	2	1	0	0	2	2	1	.167
De La Cruz, LF	4	1	1	1	0	2	2	.208
Cruz, 3B	2	1	0	0	1	2	0	.229
De Andrade, SS	3	1	1	1	0	1	0	.190
Rivero, DH	3	1	0	1	0	0	1	.286
Rodriguez, 1B	2	0	0	1	1	0	1	.120
Madrigal, RF	3	0	0	0	0	3	1	.120
Martinez, 2B	3	0	0	0	0	2	0	.192
Marino, C	2	1	1	0	1	0	0	.417
Rojas, P	0	0	0	0	0	0	0	.000
Boadas, P	0	0	0	0	0	0	0	.000
Gutierrez, P	0	0	0	0	0	0	0	.000
Totals	24	6	3	4	5	12	6	.206

BATTING

TB : De Andrade; De La Cruz; Marino.

RBI : De Andrade (4); De La Cruz (5); Rivero (3); Rodriguez (6).

Team RISP : 2-for-5.

Team LOB : 2.

BASERUNNING

SB : Marino (1, 2nd base off Leon/Encarnacion, L); De La Cruz (1, 2nd base off Leon/Encarnacion, L); Rivero (1, 2nd base off Ramirez, J/Encarnacion, L); Michel (9, 2nd base off Subero/Caldera).

CS : Michel (3, 3rd base by Subero/Caldera).

FIELDING

E : Martinez (2, throw); Marino (4, throw); Cruz (5, throw).

Pickoffs : Rojas (Nolasco at 1st base).

PB : Marino 2 (3).

DSL Astros	AB	R	H	RBI	BB	SO	LOB	AVG
Perez, L, CF	1	2	0	0	2	1	0	.192
Morales, LF	3	1	1	1	1	2	2	.370
Molina, L, SS	1	0	1	1	2	0	0	.444
Encarnacion, L, C-1B	3	0	0	0	1	2	5	.243
Caldera, 1B-C	4	0	0	0	0	2	6	.042
Payano, 3B	3	0	0	0	0	2	2	.200
Toro, DH	2	0	0	0	0	0	0	.125
a-Arcila, PH-DH	1	0	0	0	0	0	0	.208
Nolasco, RF	3	1	1	0	0	0	0	.100
Fernandez, J, 2B	2	0	0	0	0	1	1	.148
Encarnacion, Y, 2B	1	0	0	0	0	0	0	.188
Leon, P	0	0	0	0	0	0	0	.000
Ramirez, J, P	0	0	0	0	0	0	0	.000
Bolívar, P	0	0	0	0	0	0	0	.000
Subero, P	0	0	0	0	0	0	0	.000
Totals	24	4	3	2	6	10	16	.205

a-Grounded out for Toro in the 6th.

BATTING

2B : Morales (6, Boadas).

3B : Molina, L (3, Rojas).

TB : Molina, L 3; Morales 2; Nolasco.

RBI : Molina, L (9); Morales (3).

Runners left in scoring position, 2 out : Payano; Caldera 2; Encarnacion, L 2.

Team RISP : 2-for-12.

Team LOB : 7.

BASERUNNING

SB : Perez, L 3 (4, 3rd base off Rojas/Marino, 2nd base off Boadas/Marino, 2nd base off Gutierrez/Marino); Nolasco 2 (3, 2nd base off Boadas/Marino, home off Boadas/Marino).

PO : Nolasco (1st base by Rojas).

FIELDING

E : Ramirez, J (2, throw).

PB : Encarnacion, L (1).

DSL Twins	IP	H	R	ER	BB	SO	HR	ERA
Rojas	2.0	1	1	1	1	4	0	1.04
Boadas	2.1	2	3	2	1	3	0	5.00
Gutierrez (W, 2-0)	2.2	0	0	0	4	3	0	2.19
Totals	7.0	3	4	3	6	10	0	5.85

DSL Astros	IP	H	R	ER	BB	SO	HR	ERA
Leon (L, 0-3)	2.1	2	5	4	4	6	0	4.66
Ramirez, J	1.2	1	1	0	0	4	0	3.97
Bolívar	1.0	0	0	0	0	1	0	0.00
Subero	2.0	0	0	0	1	1	0	7.04
Totals	7.0	3	6	4	5	12	0	6.66

WP : Leon.

HBP : Molina, L (by Boadas); Perez, L (by Boadas).

Groundouts-flyouts : Rojas 2-0; Boadas 4-0; Gutierrez 2-2; Leon 0-1; Ramirez, J 2-0; Bolívar 1-1; Subero 0-2.

Batters faced : Rojas 8; Boadas 12; Gutierrez 12; Leon 13; Ramirez, J 7; Bolívar 3; Subero 6.

Inherited runners-scored : Gutierrez 1-1; Ramirez, J 2-2.

Umpires : HP: Nelson De La Cruz. 1B: Daniel Arias.

Official Scorer : Diogenes Bonilla

Weather : 85 degrees, Sunny

Wind : 1 mph, Calm

First pitch : 10:05 AM

T : 3:00

Venue : TBD

July 31, 2021

DSL Twins Hitting - 2021 - Regular Season - All Players

#	Player	Team	B	AVG	G	AB	R	H	TB	2B	3B	HR	RBI	BB	IBB	SO	SB	CS	OBP	SLG	OPS	PA	SAC	SF	HBP	GIDP	E
27	Centeno, A	DSL TWI	R	.136	8	22	0	3	4	1	0	0	2	3	0	11	1	0	.240	.182	.422	25	0	0	0	0	2
2	Contreras, D	DSL TWI	R	.056	7	18	2	1	1	0	0	0	2	1	0	7	0	0	.227	.056	.283	22	0	0	3	0	1
4	Cruz, R	DSL TWI	R	.229	11	35	3	8	9	1	0	0	2	3	0	14	1	0	.289	.257	.547	38	0	0	0	0	5
13	De Andrade, D	DSL TWI	R	.190	13	42	6	8	10	2	0	0	4	3	0	9	2	0	.277	.238	.515	47	0	0	2	0	3
23	De La Cruz, J	DSL TWI	L	.208	8	24	3	5	6	1	0	0	5	3	0	8	1	1	.296	.250	.546	27	0	0	0	0	0
62	Del Valle, J	DSL TWI	R	.314	11	35	4	11	13	0	1	0	5	1	0	6	1	0	.342	.371	.714	38	0	1	1	1	0
32	Gervis, D	DSL TWI	L	.278	8	18	2	5	7	0	1	0	2	5	0	4	4	1	.435	.389	.824	23	0	0	0	0	3
18	Madrigal, R	DSL TWI	R	.120	10	25	6	3	4	1	0	0	1	4	0	14	5	0	.241	.160	.401	29	0	0	0	0	1
16	Marino, J	DSL TWI	R	.417	6	12	2	5	8	3	0	0	3	1	0	4	1	0	.462	.667	1.128	13	0	0	0	0	4
19	Marrero, K	DSL TWI	R	.318	10	22	3	7	10	1	1	0	2	5	0	6	2	2	.483	.455	.937	29	0	0	2	2	2
12	Martinez, S	DSL TWI	L	.192	10	26	5	5	5	0	0	0	3	5	0	13	1	1	.313	.192	.505	32	0	1	0	1	2
11	Michel, F	DSL TWI	S	.167	13	36	7	6	10	2	1	0	1	9	0	20	9	3	.375	.278	.653	48	0	0	3	0	4
9	Moreno, J	DSL TWI	R	.091	4	11	0	1	1	0	0	0	0	2	0	4	0	0	.231	.091	.322	13	0	0	0	0	1
5	Perez, I	DSL TWI	R	.217	9	23	3	5	8	0	0	1	2	3	0	6	2	1	.333	.348	.681	27	0	0	1	0	0
25	Rivero, G	DSL TWI	S	.286	5	14	3	4	5	1	0	0	3	1	0	4	1	0	.333	.357	.690	15	0	0	0	1	2
15	Rodriguez, L	DSL TWI	S	.120	11	25	4	3	6	0	0	1	6	4	0	11	0	0	.313	.240	.552	32	0	0	3	0	2
DSL TWI				.206	15	388	53	80	107	13	4	2	43	53	0	141	31	9	.323	.276	.599	458	0	2	15	5	37
OPP				.218	14	385	88	84	120	22	4	2	64	70	0	116	23	10	.366	.312	.678	487	0	7	24	3	

DSL Twins Pitching - 2021 - Regular Season - All Players

#	Player	Team	T	W	L	ERA	G	GS	CG	SHO	GF	HLD	SV	SVO	IP	H	R	ER	HR	HB	BB	IBB	SO	AVG	WP	BK	GIDP	TBF
38	Andrade, H	DSL TWI	R	0	0	9.39	5	0	0	0	3	0	0	0	7.2	11	10	8	0	3	7	0	7	.344	9	3	0	43
65	Boadas, M	DSL TWI	R	0	0	5.00	4	0	0	0	0	0	0	0	9.0	6	6	5	0	5	1	0	8	.188	2	0	0	40
26	Bonilla, J	DSL TWI	R	0	1	9.95	4	0	0	0	0	0	0	2	6.1	4	10	7	0	2	6	0	5	.160	2	0	0	33
39	Chaviel, E	DSL TWI	L	0	0	1.29	5	0	0	0	2	0	0	0	7.0	4	3	1	0	0	4	0	6	.143	2	2	0	32
50	Cleto, T	DSL TWI	R	0	1	13.50	3	3	0	0	0	0	0	0	4.2	5	7	7	1	4	3	0	4	.294	5	0	0	25
41	Duran, R	DSL TWI	R	0	2	10.38	5	1	0	0	2	0	0	0	4.1	8	9	5	0	1	7	0	3	.348	1	1	0	31
33	Gutierrez, C	DSL TWI	R	2	0	2.19	6	0	0	0	3	0	0	0	12.1	3	4	3	0	1	8	0	15	.075	4	2	0	50
	Huizi, E	DSL TWI	R	1	0	0.00	2	0	0	0	1	0	0	0	2.2	2	0	0	0	0	1	0	2	.286	0	0	1	8
17	Landaeta, Y	DSL TWI	R	0	1	2.00	3	2	0	0	0	0	0	0	9.0	3	3	2	0	1	9	0	15	.103	1	0	0	39
60	Maldonado, C	DSL TWI	L	0	0	0.00	1	1	0	0	0	0	0	0	1.0	0	0	0	0	0	0	0	1	.000	0	0	0	3
16	Marino, J	DSL TWI	R	0	0	18.90	2	0	0	0	1	0	0	0	3.1	7	7	7	0	2	2	0	3	.412	0	0	0	21
19	Marrero, K	DSL TWI	R	0	0	0.00	1	0	0	0	1	0	0	0	2.0	4	3	0	0	0	1	0	2	.400	0	0	0	11
48	Nunez, J	DSL TWI	R	0	2	3.48	3	3	0	0	0	0	0	0	10.1	9	5	4	1	1	5	0	14	.243	2	0	0	44
31	Olivares, J	DSL TWI	R	1	0	2.25	3	1	0	0	0	0	0	0	4.0	2	1	1	0	1	1	0	5	.143	1	2	0	16
40	Paredes, O	DSL TWI	R	1	1	9.39	4	0	0	0	0	0	1	1	7.2	10	8	8	0	1	4	0	7	.333	1	1	2	35
58	Rojas, J	DSL TWI	L	0	0	1.04	5	1	0	0	2	0	1	1	8.2	3	4	1	0	0	4	0	16	.097	0	0	0	36
40	Tovar, J	DSL TWI	R	0	2	24.00	3	3	0	0	0	0	0	0	3.0	3	8	8	0	2	7	0	3	.300	5	0	0	20
DSL TWI				5	10	5.85	15	15	0	1	15	0	1	4	103.0	84	88	67	2	24	70	0	116	.218	35	11	3	487
OPP				9	5	3.31	14	15	0	1	15	1	1	2	106.0	80	53	39	2	15	53	0	141	.206	19	5	5	458

Dominican Summer League Standings - 2021 - Regular Season

	W	L	PCT	GB	L10	STRK	HOME	ROAD	RS	RA	DIFF
DSL North											
DSL Rangers1	11	4	.733	-	8-2	W1	6-2	5-2	87	54	33
DSL Red Sox Blue	10	5	.667	1.0	6-4	L1	6-1	4-4	99	52	47
DSL Dodgers Shoemaker	8	6	.571	2.5	7-3	W5	4-2	4-4	82	65	17
DSL Pirates Black	8	7	.533	3.0	6-4	W3	5-3	3-4	51	51	0
DSL Indians Red	7	7	.500	3.5	3-7	W1	5-3	2-4	72	94	-22
DSL Rays2	6	9	.400	5.0	3-7	W1	4-3	2-6	64	89	-25
DSL Royals White	5	9	.357	5.5	4-6	L1	3-4	2-5	49	63	-14
DSL Cubs Blue	3	11	.214	7.5	2-8	W1	3-5	0-6	47	73	-26
DSL South	W	L	PCT	GB	L10	STRK	HOME	ROAD	RS	RA	DIFF
DSL Rockies	11	3	.786	-	7-3	W4	5-2	6-1	92	65	27
DSL Mets1	9	6	.600	2.5	6-4	W1	5-3	4-3	55	60	-5
DSL Nationals	8	6	.571	3.0	4-6	L1	4-4	4-2	59	48	11
DSL Cardinals Blue	7	7	.500	4.0	5-5	W1	2-4	5-3	60	74	-14
DSL Phillies Red	6	7	.462	4.5	6-4	W3	4-2	2-5	41	55	-14
DSL Yankees1	6	8	.429	5.0	3-7	L1	2-6	4-2	90	66	24
DSL Angels	5	9	.357	6.0	5-5	W1	2-5	3-4	54	52	2
DSL Twins	5	10	.333	6.5	4-6	W1	1-6	4-4	53	88	-35
DSL Northeast	W	L	PCT	GB	L10	STRK	HOME	ROAD	RS	RA	DIFF
DSL Mariners	11	4	.733	-	6-4	W5	6-2	5-2	101	74	27
DSL Colorado	9	4	.692	1.0	6-4	W2	5-2	4-2	65	33	32
DSL Yankees2	9	5	.643	1.5	6-4	W1	4-2	5-3	107	84	23
DSL D-backs2	7	7	.500	3.5	7-3	W4	4-2	3-5	45	59	-14
DSL Brewers2	6	8	.429	4.5	5-5	W1	2-5	4-3	46	42	4
DSL Orioles2	5	7	.417	4.5	5-5	L1	3-4	2-3	57	58	-1
DSL Giants Orange	3	9	.250	6.5	3-7	L5	1-5	2-4	43	78	-35
DSL Pirates Gold	4	11	.267	7.0	1-9	L3	1-6	3-5	57	93	-36
DSL Northwest	W	L	PCT	GB	L10	STRK	HOME	ROAD	RS	RA	DIFF
DSL Royals Blue	9	4	.692	-	7-3	W1	2-4	7-0	71	52	19
DSL Dodgers Bautista	9	5	.643	0.5	6-4	L1	4-4	5-1	70	67	3
DSL Indians Blue	9	5	.643	0.5	6-4	L1	4-2	5-3	72	56	16
DSL Red Sox Red	9	5	.643	0.5	7-3	W3	4-4	5-1	53	59	-6
DSL Marlins	9	6	.600	1.0	6-4	W1	4-3	5-3	89	71	18
DSL Rays1	6	9	.400	4.0	2-8	L5	4-4	2-5	75	58	17
DSL Athletics	4	10	.286	5.5	4-6	L1	2-5	2-5	52	71	-19
DSL Astros	3	10	.231	6.0	3-7	L2	1-5	2-5	55	97	-42
DSL Baseball City	W	L	PCT	GB	L10	STRK	HOME	ROAD	RS	RA	DIFF
DSL Padres	9	5	.643	-	6-4	L2	5-1	4-4	61	63	-2
DSL Reds	8	5	.615	0.5	7-3	W3	5-2	3-3	90	55	35
DSL White Sox	8	7	.533	1.5	5-5	L1	3-4	5-3	53	58	-5
DSL Blue Jays	6	6	.500	2.0	5-5	L1	3-4	3-2	67	60	7
DSL Orioles1	4	6	.400	3.0	4-6	W1	0-4	4-2	36	39	-3
DSL D-backs1	5	9	.357	4.0	3-7	L3	2-6	3-3	45	69	-24
DSL San Pedro	W	L	PCT	GB	L10	STRK	HOME	ROAD	RS	RA	DIFF
DSL Phillies White	8	5	.615	-	8-2	L1	4-3	4-2	59	52	7
DSL Brewers1	8	7	.533	1.0	5-5	L1	4-3	4-4	63	48	15
DSL Rangers2	8	7	.533	1.0	5-5	L2	6-1	2-6	70	67	3
DSL Cardinals Red	7	7	.500	1.5	5-5	L4	5-3	2-4	62	72	-10
DSL Cubs Red	7	7	.500	1.5	5-5	L2	3-3	4-4	70	79	-9
DSL Giants Black	6	7	.462	2.0	4-6	W1	5-2	1-5	81	77	4
DSL Mets2	5	10	.333	4.0	2-8	L2	3-4	2-6	56	74	-18
DSL Tigers	5	10	.333	4.0	4-6	W2	2-5	3-5	74	86	-12