







TWINS MINOR LEAGUE REPORT



Saturday, July 3, 2021

	TEAM	LEVEL	RECORD	YESTERDAY'S SCORE
	St. Paul Saints	TRIPLE-A	24-27; 9.0 GB T-4th in Triple-A East, Midwest Division	W, 7-3 vs. Omaha
	Wichita Wind Surge	DOUBLE-A	30-22; - - GB 1st in Double-A Central, North Division	L, 5-9 at Amarillo
	Cedar Rapids Kernels	HIGH-A	27-25; 8.0 GB 2nd in High-A Central, West Division	L, 1-3 at Quad Cities
	Fort Myers Mighty Mussels	LOW-A	30-22; 5.0 GB 3rd in Low-A Southeast, West Division	G1: W, 7-4 vs. Bradenton G2: W, 5-4 vs. Bradenton
	FCL Twins	ROOKIE	1-2, 1.5 GB 6th in FCL, South Division	W, 17-7 at FCL Red Sox
	DSL Twins	DSL	N/A	N/A

St. Paul Saints (24-27) 7, Omaha Storm Chasers (33-18) 3
Jul 2nd, 2021

	1	2	3	4	5	6	7	8	9	R	H	E
Omaha	0	0	0	0	0	2	1	0	0	3	5	2
St. Paul	1	4	0	2	0	0	0	0	x	7	12	1

Omaha	AB	R	H	RBI	BB	SO	LOB	AVG
Mejia, E, SS	4	1	2	1	0	1	1	.313
Martin, LF	4	0	0	0	0	3	4	.250
Cancel, 3B	3	1	1	2	1	1	0	.245
McBroom, 1B	4	0	0	0	0	2	1	.255
Isbel, CF	4	0	1	0	0	0	1	.225
Starling, RF	4	1	0	0	0	2	1	.258
Viloria, C	3	0	1	0	1	1	0	.270
Castellano, A, 2B	3	0	0	0	1	1	1	.267
Miller, DH	4	0	0	0	0	2	4	.199
Lynch, P	0	0	0	0	0	0	0	.000
Vines, P	0	0	0	0	0	0	0	.000
Gavin, P	0	0	0	0	0	0	0	.000
Totals	33	3	5	3	3	13	13	.270

BATTING

2B : Isbel (6, Cano).

HR : Cancel (13, 6th inning off Leyer, 1 on, 2 out).

TB : Cancel 4; Isbel 2; Mejia, E 2; Viloria.

RBI : Cancel 2 (31); Mejia, E (7).

2-out RBI : Cancel 2; Mejia, E.

Runners left in scoring position, 2 out : Martin 2; Isbel; Starling; Mejia, E.

Team RISP : 1-for-7.

Team LOB : 6.

BASERUNNING

SB : Cancel (9, 2nd base off Winder/Bañuelos).

FIELDING

E : Isbel (1, fielding); Cancel (5, fielding).

DP : (Cancel-Castellano, A-McBroom).

St. Paul	AB	R	H	RBI	BB	SO	LOB	AVG
Miranda, 2B	3	1	2	2	0	1	0	.474
Maggi, SS	4	1	3	2	0	1	1	.250
Rooker, RF	4	0	0	0	0	1	2	.237
Astudillo, DH	4	0	1	0	0	0	0	.256
Riddle, 3B	4	0	0	0	0	2	1	.212
Tomscha, 1B	4	0	0	0	0	3	1	.232
Kerrigan, LF	4	2	3	0	0	0	1	.218
Broxton, CF	4	2	2	3	0	1	1	.158
Bañuelos, C	4	1	1	0	0	1	3	.208
Winder, P	0	0	0	0	0	0	0	.000
Leyer, P	0	0	0	0	0	0	0	.000
Cano, P	0	0	0	0	0	0	0	.000
Vasquez, P	0	0	0	0	0	0	0	.000
Totals	35	7	12	7	0	10	10	.230

BATTING

2B : Miranda (2, Lynch); Maggi 2 (6, Lynch, Lynch); Kerrigan (5, Gavin).

HR : Maggi (4, 1st inning off Lynch, 0 on, 1 out); Broxton (2, 2nd inning off Lynch, 1 on, 2 out).

TB : Astudillo; Bañuelos; Broxton 5; Kerrigan 4; Maggi 8; Miranda 3.

RBI : Broxton 3 (10); Maggi 2 (10); Miranda 2 (8).

2-out RBI : Miranda; Maggi; Broxton 2.

Runners left in scoring position, 2 out : Rooker 2.

SF : Miranda.

GIDP : Bañuelos.

Team RISP : 2-for-7.

Team LOB : 5.

BASERUNNING

SB : Kerrigan (2, 2nd base off Lynch/Viloria); Broxton (6, 3rd base off Lynch/Viloria).

FIELDING

E : Maggi (2, fielding).

Omaha	IP	H	R	ER	BB	SO	HR	ERA
Lynch (L, 4-2)	5.1	10	7	7	0	6	2	5.12
Vines	1.2	1	0	0	0	3	0	4.66
Gavin	1.0	1	0	0	0	1	0	3.51
Totals	8.0	12	7	7	0	10	2	4.77

St. Paul	IP	H	R	ER	BB	SO	HR	ERA
Winder (W, 1-0)	5.2	1	1	1	2	8	0	1.59
Leyer	1.0	3	2	1	1	1	1	6.00
Cano (H, 1)	1.1	1	0	0	0	3	0	4.00
Vasquez	1.0	0	0	0	0	1	0	3.60
Totals	9.0	5	3	2	3	13	1	4.76

Pitches-strikes : Lynch 94-62; Vines 21-13; Gavin 15-10; Winder 71-50; Leyer 26-14; Cano 21-15; Vasquez 12-9.

Groundouts-flyouts : Lynch 2-4; Vines 2-0; Gavin 2-0; Winder 2-5; Leyer 1-1; Cano 1-0; Vasquez 1-0.

Batters faced : Lynch 26; Vines 6; Gavin 4; Winder 20; Leyer 8; Cano 5; Vasquez 3.

Inherited runners-scored : Leyer 1-1; Cano 3-0.

Umpires : HP: Chris Marco. 1B: Clint Vondrak. 3B: Cody Oakes.

Official Scorer : Kyle Traynor

Weather : 85 degrees, Clear

Wind : 2 mph, L To R

First pitch : 7:06 PM

T : 2:36

Att : 8,002

Venue : CHS Field

July 2, 2021

St. Paul Saints Hitting - 2021 - Regular Season - All Players

#	Player	Team	B	AVG	G	AB	R	H	TB	2B	3B	HR	RBI	BB	IBB	SO	SB	CS	OBP	SLG	OPS	PA	SAC	SF	HBP	GIDP	E
37	Albers, A	STP	R	.500	1	2	0	1	1	0	0	0	0	0	0	0	0	0	.500	.500	1.000	2	0	0	0	0	1
2	Arraez, L	STP	L	.250	2	8	2	2	2	0	0	0	2	1	0	0	0	0	.333	.250	.583	9	0	0	0	0	0
50	Astudillo, W	STP	R	.256	10	43	3	11	12	1	0	0	1	1	0	2	2	0	.289	.279	.568	45	0	0	1	4	1
53	Bañuelos, D	STP	R	.208	7	24	5	5	7	2	0	0	1	2	0	10	0	0	.269	.292	.561	26	0	0	0	1	0
13	Blankenhorn, T	OKC	L	.000	3	3	0	0	0	0	0	0	0	0	0	2	0	0	.000	.000	.000	3	0	0	0	0	0
13	Blankenhorn, T	STP	L	.182	3	11	1	2	3	1	0	0	1	2	0	6	0	0	.308	.273	.580	13	0	0	0	0	1
13	Blankenhorn, T	SYR	L	.389	7	18	6	7	17	1	0	3	13	7	0	3	2	0	.538	.944	1.483	26	0	1	0	0	0
13	Blankenhorn, T	TAC	L	.250	4	20	1	5	8	0	0	1	4	0	0	5	0	0	.250	.400	.650	20	0	0	0	0	1
13	Blankenhorn, T	4 Teams	L	.269	17	52	8	14	28	2	0	4	18	9	0	16	2	0	.371	.538	.909	62	0	1	0	0	2
9	Broxton, K	STP	R	.158	42	133	18	21	30	3	0	2	10	16	0	76	6	0	.257	.226	.482	152	0	1	2	0	0
16	Buxton, B	STP	R	.556	3	9	4	5	14	1	1	2	7	2	0	1	0	0	.583	1.556	2.139	12	0	1	0	0	0
8	Contreras, M	STP	L	.255	28	98	14	25	51	8	0	6	16	5	2	35	2	3	.311	.520	.832	106	0	0	3	2	0
26	Coulombe, D	STP	L	.000	1	0	0	0	0	0	0	0	0	0	0	0	0	0	.000	.000	.000	0	0	0	0	0	0
13	Descalso, D	STP	L	.093	24	75	9	7	15	2	0	2	4	14	0	31	0	0	.244	.200	.444	90	0	0	1	3	2
8	Encarnacion, Y	STP	S	.200	11	30	1	6	7	1	0	0	2	2	0	14	0	0	.250	.233	.483	32	0	0	0	0	1
1	Gordon, N	STP	L	.393	8	28	5	11	16	0	1	1	4	4	0	4	5	0	.469	.571	1.040	32	0	0	0	0	3
27	Jeffers, R	STP	R	.217	24	83	13	18	37	4	0	5	16	16	0	26	0	0	.340	.446	.786	103	0	3	1	4	1
21	Johnson, S	STP	L	.206	20	68	7	14	23	4	1	1	5	8	0	25	1	0	.289	.338	.628	76	0	0	0	1	0
38	Kepler, M	STP	L	.091	3	11	0	1	1	0	0	0	0	0	0	1	0	0	.091	.091	.182	11	0	0	0	1	0
31	Kerrigan, J	STP	R	.218	41	124	23	27	47	5	0	5	12	15	2	45	2	0	.319	.379	.698	144	0	1	4	3	1
11	Kirilloff, A	STP	L	.500	2	6	2	3	9	0	0	2	3	0	0	2	0	0	.500	1.500	2.000	6	0	0	0	0	0
11	Larnach, T	STP	L	.231	3	13	4	3	9	0	0	2	4	2	0	8	0	0	.333	.692	1.026	15	0	0	0	0	0
4	Lin, T	STP	L	.269	7	26	8	7	8	1	0	0	4	4	0	8	3	0	.367	.308	.674	30	0	0	0	0	1
11	Maggi, D	STP	R	.250	33	112	15	28	48	6	1	4	10	13	0	43	4	2	.341	.429	.770	129	0	1	3	3	2
66	Miranda, J	STP	R	.474	4	19	5	9	20	2	0	3	8	0	0	4	0	0	.450	1.053	1.503	20	0	1	0	1	0
4	Ozoria, D	STP	S	.000	3	3	0	0	0	0	0	0	0	0	0	1	0	0	.000	.000	.000	3	0	0	0	0	0
56	Peña, R	STP	R	.192	16	52	1	10	14	1	0	1	7	3	0	10	0	0	.250	.269	.519	56	0	0	1	3	2
2	Refsnyder, R	STP	R	.233	8	30	5	7	15	2	0	2	5	6	0	9	0	0	.378	.500	.878	37	0	0	1	0	0
12	Riddle, J	STP	L	.212	47	170	20	36	58	7	0	5	21	16	1	37	2	2	.288	.341	.629	191	0	2	3	4	5
19	Rooker, B	STP	R	.237	44	152	25	36	81	6	0	13	28	31	2	55	1	2	.378	.533	.911	188	0	1	4	5	1
2	Rortvedt, B	STP	L	.286	5	21	5	6	12	3	0	1	4	1	0	6	0	0	.318	.571	.890	22	0	0	0	0	0
63	Stankiewicz, D	STP	S	.286	2	7	0	2	3	1	0	0	1	1	0	0	0	0	.375	.429	.804	8	0	0	0	0	0
18	Telis, T	STP	S	.279	41	165	19	46	70	4	1	6	22	9	0	29	3	0	.314	.424	.738	175	0	1	0	3	1
23	Tomscha, D	STP	R	.232	39	142	15	33	65	8	0	8	18	10	0	41	0	0	.288	.458	.745	153	0	0	1	1	2
	Wiel, Z	STP	R	.250	2	8	0	2	2	0	0	0	0	0	0	3	0	0	.250	.250	.500	8	0	0	0	0	1
		STP		.230	51	1673	229	384	680	73	5	71	216	184	7	532	31	9	.313	.406	.720	1894	0	12	25	39	32
		OPP		.252	51	1721	254	434	696	97	9	49	242	208	0	481	34	9	.339	.404	.744	1966	4	9	24	33	

St. Paul Saints Pitching - 2021 - Regular Season - All Players

#	Player	Team	T	W	L	ERA	G	GS	CG	SHO	GF	HLD	SV	SVO	IP	H	R	ER	HR	HB	BB	IBB	SO	AVG	WP	BK	GIDP	TBF
37	Albers, A	STP	L	3	3	5.53	8	7	0	0	0	0	0	0	42.1	55	27	26	8	1	4	0	35	.309	0	0	2	184
41	Anderson, S	RR	R	0	0	0.00	2	0	0	0	0	1	0	0	3.0	0	0	0	0	0	1	0	4	.000	0	0	0	10
41	Anderson, S	STP	R	1	0	0.00	5	0	0	0	0	2	0	0	6.0	2	0	0	0	0	3	0	5	.105	0	0	1	22
41	Anderson, S	2 Teams	R	1	0	0.00	7	0	0	0	0	3	0	0	9.0	2	0	0	0	0	4	0	9	.071	0	0	1	32
25	Barnes, C	STP	L	3	2	3.94	9	9	0	0	0	0	0	0	45.2	43	23	20	5	3	15	0	43	.240	1	1	2	197
41	Barracough, K	STP	R	1	0	4.15	3	0	0	0	0	1	0	1	4.1	5	2	2	1	0	3	0	6	.278	0	0	0	21
41	Barracough, K	SWB	R	4	0	3.21	11	0	0	0	1	2	0	0	14.0	5	5	5	2	0	11	0	24	.114	3	0	1	55
41	Barracough, K	2 Teams	R	5	0	3.44	14	0	0	0	1	3	0	1	18.1	10	7	7	3	0	14	0	30	.161	3	0	1	76
67	Burrows, B	STP	R	0	0	0.00	1	0	0	0	0	1	0	0	1.0	0	0	0	0	0	1	0	0	.000	1	0	0	4
67	Burrows, B	TOL	R	1	1	6.23	9	1	0	0	0	2	0	0	17.1	21	12	12	4	0	6	0	17	.296	1	0	0	78
67	Burrows, B	2 Teams	R	1	1	5.89	10	1	0	0	0	3	0	0	18.1	21	12	12	4	0	7	0	17	.284	2	0	0	82
16	Cano, Y	STP	R	0	0	4.00	5	1	0	0	2	1	0	0	9.0	10	4	4	1	0	5	0	10	.286	0	1	2	40
26	Coulombe, D	STP	L	1	1	1.77	14	0	0	0	7	3	2	3	20.1	16	6	4	1	0	3	0	27	.211	0	0	1	79
59	Dobnak, R	STP	R	0	1	3.38	3	3	0	0	0	0	0	0	13.1	10	5	5	0	1	6	0	11	.213	0	0	3	54
46	Duran, J	STP	R	0	3	5.06	5	4	0	0	0	0	0	0	16.0	16	9	9	1	0	13	0	22	.258	5	0	2	75
16	Farrell, L	STP	R	0	0	1.93	3	0	0	0	0	0	0	0	4.2	2	1	1	0	1	2	0	9	.133	0	0	0	19
57	Gibaut, I	STP	R	0	2	8.22	15	1	0	0	8	0	0	1	23.0	27	21	21	4	1	10	0	29	.287	2	0	2	105
38	Hackimer, T	STP	R	0	0	16.20	6	0	0	0	2	1	1	1	5.0	6	9	9	0	3	15	0	7	.300	1	0	1	38
44	Hamilton, I	STP	R	2	0	1.31	14	0	0	0	1	2	0	0	20.2	13	4	3	1	1	18	0	29	.186	6	0	2	91
48	Jax, G	STP	R	3	1	3.33	5	5	0	0	0	0	0	0	27.0	26	10	10	0	0	10	0	29	.257	0	0	0	112
54	Law, D	STP	R	0	0	4.61	11	0	0	0	7	0	4	5	13.2	17	7	7	1	0	4	0	12	.304	1	0	0	60
36	Leyer, R	STP	R	1	1	6.00	17	1	0	0	5	1	0	1	24.0	21	17	16	5	2	15	0	31	.226	0	0	1	110
99	Maeda, K	STP	R	0	0	2.25	1	1	0	0	0	0	0	0	4.0	1	1	1	1	0	1	0	5	.077	0	0	0	14
32	Minaya, J	STP	R	1	3	4.13	15	0	0	0	2	1	0	1	24.0	25	14	11	3	2	12	0	33	.258	5	0	3	112
16	Mullenbach, M	STP	R	0	0	0.00	1	0	0	0	1	0	0	0	2.0	2	0	0	0	0	1	0	0	.250	0	0	0	9
20	Ober, B	STP	R	1	0	2.81	4	4	0	0	0	0	0	0	16.0	13	5	5	0	0	5	0	21	.217	0	0	1	65
58	Pineda, M	STP	R	0	1	9.00	1	1	0	0	0	0	0	0	4.0	4	5	4	0	0	3	0	1	.267	1	0	0	20
45	Sammons, B	STP	L	0	1	5.60	4	2	0	0	0	0	0	0	17.2	15	11	11	2	1	14	0	9	.238	3	0	2	80
39	Shepherd, C	STP	R	3	3	6.69	9	7	0	0	0	0	0	0	35.0	54	29	26	9	0	10	0	18	.360	1	0	6	161
38	Sparkman, G	STP	R	0	0	3.00	2	0	0	0	0	0	0	0	3.0	2	1	1	1	0	0	0	6	.182	0	0	0	11
40	Stashak, C	STP	R	0	0	0.00	2	0	0	0	1	0	0	0	2.1	2	0	0	0	0	0	0	3	.222	0	0	0	9
43	Thorpe, L	STP	L	0	1	7.27	4	0	0	0	0	2	0	1	8.2	6	7	7	0	1	6	0	6	.188	0	0	1	39
55	Vasquez, A	STP	L	3	0	3.60	20	0	0	0	10	1	0	0	25.0	11	11	10	2	6	14	0	45	.129	0	0	0	105
13	Vincent, N	RR	R	0	0	4.11	15	0	0	0	3	3	0	0	15.1	18	10	7	1	0	7	0	22	.273	1	0	0	74
13	Vincent, N	STP	R	0	0	2.25	3	0	0	0	2	0	2	2	4.0	3	2	1	0	0	0	0	6	.214	0	1	0	15
13	Vincent, N	2 Teams	R	0	0	3.72	18	0	0	0	5	3	2	2	19.1	21	12	8	1	0	7	0	28	.263	1	1	0	89
52	Whalen, R	STP	R	0	4	9.95	7	4	0	0	3	0	2	2	19.0	26	22	21	3	1	13	0	15	.325	2	0	1	95
40	Winder, J	STP	R	1	0	1.59	1	1	0	0	0	0	0	0	5.2	1	1	1	0	0	2	0	8	.056	0	0	0	20
		STP		24	27	4.76	51	51	0	2	51	16	11	18	446.1	434	254	236	49	24	208	0	481	.252	29	3	33	1966
		OPP		27	24	4.11	51	51	1	1	50	17	9	12	446.2	384	229	204	71	25	184	7	532	.230	23	1	39	1894

Triple-A East Standings - 2021 - Regular Season

AAA-E Northeast	W	L	PCT	GB	L10	STRK	HOME	ROAD	RS	RA	DIFF
Scranton/WB	34	14	.708	-	7-3	W1	15-6	19-8	287	196	91
Buffalo	30	19	.612	4.5	9-1	W5	17-10	13-9	251	180	71
Worcester	30	21	.588	5.5	3-7	L1	17-10	13-11	267	246	21
Lehigh Valley	21	30	.412	14.5	2-8	L5	11-13	10-17	206	276	-70
Rochester	21	30	.412	14.5	6-4	L1	10-14	11-16	241	258	-17
Syracuse	14	36	.280	21.0	3-7	W1	6-21	8-15	233	329	-96
AAA-E Southeast	W	L	PCT	GB	L10	STRK	HOME	ROAD	RS	RA	DIFF
Durham	34	17	.667	-	6-4	W2	17-10	17-7	295	186	109
Nashville	32	18	.640	1.5	6-4	W1	18-10	14-8	271	221	50
Jacksonville	29	21	.580	4.5	6-4	W2	10-13	19-8	225	240	-15
Gwinnett	23	28	.451	11.0	2-8	L2	13-10	10-18	252	220	32
Norfolk	21	28	.429	12.0	6-4	L1	12-11	9-17	226	258	-32
Charlotte	21	29	.420	12.5	5-5	W1	15-12	6-17	262	290	-28
Memphis	19	33	.365	15.5	3-7	L2	12-16	7-17	212	299	-87
AAA-E Midwest	W	L	PCT	GB	L10	STRK	HOME	ROAD	RS	RA	DIFF
Omaha	33	18	.647	-	4-6	L1	19-5	14-13	304	254	50
Toledo	28	23	.549	5.0	7-3	L1	18-9	10-14	271	227	44
Indianapolis	27	24	.529	6.0	4-6	L1	16-6	11-18	217	224	-7
Columbus	24	27	.471	9.0	5-5	W1	10-14	14-13	243	276	-33
St. Paul	24	27	.471	9.0	5-5	W1	12-15	12-12	229	254	-25
Louisville	20	31	.392	13.0	6-4	L1	11-12	9-19	206	236	-30
Iowa	19	30	.388	13.0	5-5	W1	10-18	9-12	227	255	-28

Amarillo Sod Poodles (23-29) 9, Wichita Wind Surge (30-22) 5

Jul 2nd, 2021

	1	2	3	4	5	6	7	8	9	R	H	E
Wichita	0	0	0	0	1	0	0	0	4	5	6	0
Amarillo	1	0	0	0	1	0	7	0	x	9	9	0

Wichita	AB	R	H	RBI	BB	SO	LOB	AVG	Amarillo	AB	R	H	RBI	BB	SO	LOB	AVG
Steer, 2B	4	0	0	0	1	1	2	.294	Thomas, CF	2	2	0	0	3	0	1	.276
Palacios, SS	3	0	1	0	0	0	1	.284	Fletcher, LF	4	1	2	2	1	1	4	.251
Whitefield, CF	3	0	0	0	1	2	1	.299	Garrett, S, DH	5	1	2	1	0	2	6	.277
Williams, C	3	1	1	0	1	1	2	.300	Martinez, Re, 1B-C	3	1	1	1	1	1	0	.200
Boyd, DH	3	1	1	1	1	0	1	.272	Basabe, Luis Alej, 3B-1B	4	1	1	0	1	1	3	.223
Bechtold, 3B	3	1	1	0	1	1	0	.223	Cintron, SS	5	0	1	1	0	1	6	.223
Cabbage, RF	4	1	1	3	0	1	0	.231	Miroglio, C	3	0	0	0	0	1	2	.197
Hamilton, C, 1B	3	0	0	0	1	1	0	.228	1-Kennedy, PR-3B	1	1	0	0	0	0	1	.143
Cabrera, L, LF	3	1	1	1	1	0	1	.286	Reynolds, 2B	2	1	1	4	2	1	0	.214
Vallimont, P	0	0	0	0	0	0	0	.000	Holmes, RF	3	1	1	0	1	2	1	.250
Faucher, P	0	0	0	0	0	0	0	.000	Henry, P	0	0	0	0	0	0	0	.000
Lau, P	0	0	0	0	0	0	0	.000	Workman, P	0	0	0	0	0	0	0	.000
Milbrath, P	0	0	0	0	0	0	0	.000	Weiss, P	0	0	0	0	0	0	0	.000
Totals	29	5	6	5	7	7	8	.262	Totals	32	9	9	9	9	10	24	.226

BATTING

2B : Williams (1, Jones); Boyd (7, Jones).
HR : Cabrera, L (1, 5th inning off Henry, 0 on, 2 out); Cabbage (1, 9th inning off Jones, 2 on, 0 out).
TB : Bechtold; Boyd 2; Cabbage 4; Cabrera, L 4; Palacios; Williams 2.
RBI : Boyd (16); Cabbage 3 (5); Cabrera, L (3).
2-out RBI : Cabrera, L.
Runners left in scoring position, 2 out : Steer.
GIDP : Boyd.
Team RISP : 3-for-5.
Team LOB : 5.

BASERUNNING

SB : Hamilton, C (3, 2nd base off Henry/Miroglio).
CS : Palacios (4, 3rd base by Henry/Miroglio).
PO : Palacios 2 (2nd base by Henry, 1st base by Miroglio).

1-Ran for Miroglio in the 7th.

BATTING

2B : Cintron (4, Vallimont); Fletcher (9, Milbrath).
HR : Garrett, S (11, 5th inning off Faucher, 0 on, 0 out); Reynolds (4, 7th inning off Lau, 3 on, 2 out).
TB : Basabe, Luis Alej; Cintron 2; Fletcher 3; Garrett, S 5; Holmes; Martinez, Re; Reynolds 4.
RBI : Cintron (9); Fletcher 2 (25); Garrett, S (29); Martinez, Re (4); Reynolds 4 (18).
2-out RBI : Reynolds 4; Fletcher 2.
Runners left in scoring position, 2 out : Kennedy; Cintron; Miroglio; Garrett, S 2; Fletcher.
Team RISP : 5-for-16.
Team LOB : 10.

BASERUNNING

SB : Fletcher (1, 2nd base off Vallimont/Williams); Reynolds 2 (6, 2nd base off Vallimont/Williams, 2nd base off Vallimont/Williams); Holmes (1, 2nd base off Lau/Williams).

FIELDING

Pickoffs : Henry (Palacios at 2nd base); Miroglio (Palacios at 1st base).
DP : (Cintron-Reynolds-Martinez, Re).

Wichita	IP	H	R	ER	BB	SO	HR	ERA	Amarillo	IP	H	R	ER	BB	SO	HR	ERA
Vallimont	3.1	3	1	1	5	6	0	3.63	Henry	4.2	3	1	1	5	4	1	4.65
Faucher (L, 1-1)	2.2	1	2	2	2	4	1	7.99	Workman (W, 1-1)	2.1	0	0	0	0	2	0	0.00
Lau	0.2	2	6	6	2	0	1	13.50	Weiss	1.0	0	0	0	1	1	0	4.40
Milbrath	1.1	3	0	0	0	0	0	13.50	Jones	1.0	3	4	4	1	0	1	18.00
Totals	8.0	9	9	9	9	10	2	3.91	Totals	9.0	6	5	5	7	7	2	5.43

Faucher pitched to 1 batter in the 7th.

WP : Jones.
Balk : Vallimont.
HBP : Palacios (by Workman); Martinez, Re (by Lau); Miroglio (by Lau).
Pitches-strikes : Vallimont 82-49; Faucher 46-27; Lau 30-15; Milbrath 19-15; Henry 91-49; Workman 31-18; Weiss 17-9; Jones 21-11.
Groundouts-flyouts : Vallimont 1-0; Faucher 1-3; Lau 1-0; Milbrath 1-0; Henry 4-2; Workman 0-3; Weiss 0-1; Jones 3-0.
Batters faced : Vallimont 18; Faucher 11; Lau 8; Milbrath 6; Henry 19; Workman 7; Weiss 4; Jones 7.
Inherited runners-scored : Faucher 1-0; Lau 1-1; Milbrath 2-2; Workman 1-0.
Umpires : HP: Chris Presley-Murphy. 1B: Mike Carroll. 3B: Tanner Dobson.
Official Scorer : Jon Beilue
Weather : 78 degrees, Partly Cloudy
Wind : 5 mph, Out To LF
First pitch : 7:06 PM
T : 3:35
Att : 6,696
Venue : Hodgetown
July 2, 2021

Double-A Central Standings - 2021 - Regular Season

AA-C North	W	L	PCT	GB	L10	STRK	HOME	ROAD	RS	RA	DIFF
Wichita	30	22	.577	-	7-3	L1	13-11	17-11	262	225	37
Tulsa	29	22	.569	0.5	7-3	W1	16-12	13-10	236	199	37
NW Arkansas	27	23	.540	2.0	8-2	W5	9-14	18-9	289	235	54
Arkansas	26	25	.510	3.5	5-5	L1	13-10	13-15	238	223	15
Springfield	16	36	.308	14.0	1-9	L7	8-20	8-16	227	357	-130
AA-C South	W	L	PCT	GB	L10	STRK	HOME	ROAD	RS	RA	DIFF
Frisco	35	17	.673	-	9-1	W2	24-10	11-7	260	209	51
San Antonio	25	27	.481	10.0	2-8	W2	11-11	14-16	251	251	0
Corpus Christi	24	28	.462	11.0	6-4	L2	15-15	9-13	252	257	-5
Amarillo	23	29	.442	12.0	4-6	W1	11-11	12-18	248	294	-46
Midland	23	29	.442	12.0	2-8	L2	13-11	10-18	262	275	-13

Quad Cities River Bandits (34-16) 3, Cedar Rapids Kernels (27-25) 1
Jul 2nd, 2021

	1	2	3	4	5	6	7	8	9	R	H	E
Cedar Rapids	0	0	0	1	0	0	0	0	0	1	4	2
Quad Cities	0	0	0	3	0	0	0	0	x	3	6	0

	AB	R	H	RBI	BB	SO	LOB	AVG		AB	R	H	RBI	BB	SO	LOB	AVG
Cedar Rapids									Quad Cities								
Julien, 2B	3	0	0	0	1	3	0	.143	Loftin, SS	4	0	1	0	0	1	1	.262
Isola, 1B	3	1	2	1	1	0	1	.228	Cole, LF	4	1	1	0	0	1	1	.225
Gray, 3B	4	0	0	0	0	2	3	.232	Pasquantino, 1B	4	0	1	0	0	1	0	.268
Javier, DH	4	0	0	0	0	2	3	.222	Means, 3B	1	0	0	0	2	0	0	.327
Keirse, CF	4	0	0	0	0	2	0	.259	Massey, 2B	4	1	0	1	0	0	4	.260
Helman, RF	3	0	0	0	1	0	0	.190	Govern, DH	4	1	1	0	0	2	4	.294
Schmidt, C	2	0	0	0	1	0	0	.000	Rave, CF	3	0	0	0	0	0	3	.229
Smith, LF	4	0	2	0	0	0	2	.238	Hancock, C	3	0	1	1	0	1	0	.176
Ozoria, SS	3	0	0	0	0	2	3	.205	Bradley, RF	3	0	1	0	0	0	2	.314
a-Camargo, PH	1	0	0	0	0	0	2	.198	Block, P	0	0	0	0	0	0	0	.000
Beck, P	0	0	0	0	0	0	0	.000	Gray, P	0	0	0	0	0	0	0	.000
Manoah Jr., P	0	0	0	0	0	0	0	.000	Davila, P	0	0	0	0	0	0	0	.000
Featherstone, P	0	0	0	0	0	0	0	.000	Totals	30	3	6	2	2	6	15	.255
Totals	31	1	4	1	4	11	14	.231									

a-Grounded out for Ozoria in the 9th.

BATTING

2B : Isola (6, Block).

HR : Isola (6, 4th inning off Block, 0 on, 0 out).

TB : Isola 6; Smith 2.

RBI : Isola (17).

Runners left in scoring position, 2 out : Javier; Ozoria; Camargo 2.

Team RISP : 0-for-5.

Team LOB : 8.

FIELDING

E : Isola (8, fielding); Schmidt (1, throw).

DP : (Julien-Ozoria-Isola).

BATTING

2B : Bradley (6, Beck); Govern (12, Manoah Jr.).

TB : Bradley 2; Cole; Govern 2; Hancock; Loftin; Pasquantino.

RBI : Hancock (13); Massey (30).

2-out RBI : Hancock.

Runners left in scoring position, 2 out : Bradley; Rave; Loftin; Govern.

GDP : Massey.

Team RISP : 2-for-9.

Team LOB : 6.

BASERUNNING

SB : Means (2, 2nd base off Featherstone/Schmidt).

	IP	H	R	ER	BB	SO	HR	ERA		IP	H	R	ER	BB	SO	HR	ERA
Cedar Rapids									Quad Cities								
Beck (L, 1-1)	4.2	4	3	1	1	3	0	2.20	Block (W, 1-1)	5.1	3	1	1	0	7	1	4.76
Manoah Jr.	2.0	2	0	0	0	0	0	0.00	Gray (H, 1)	2.2	1	0	0	2	4	0	1.69
Featherstone	1.1	0	0	0	1	3	0	1.57	Davila (S, 3)	1.0	0	0	0	2	0	0	1.00
Totals	8.0	6	3	1	2	6	0	3.79	Totals	9.0	4	1	1	4	11	1	3.90

WP : Beck.

Balk : Beck.

HBP : Schmidt (by Gray); Means (by Manoah Jr.).

Pitches-strikes : Beck 61-42; Manoah Jr. 25-18; Featherstone 23-13; Block 78-50; Gray 45-26; Davila 23-11.

Groundouts-flyouts : Beck 7-1; Manoah Jr. 2-1; Featherstone 0-1; Block 5-2; Gray 1-1; Davila 2-1.

Batters faced : Beck 20; Manoah Jr. 8; Featherstone 5; Block 19; Gray 12; Davila 5.

Inherited runners-scored : Featherstone 1-0.

Umpires : HP: A.J. Choc. 1B: Mitch Trzeciak.

Official Scorer : Alex Misak

Weather : 79 degrees, Clear

Wind : 8 mph, Out To RF

First pitch : 6:34 PM

T : 2:31

Att : 5,004

Venue : Modern Woodmen Park

July 2, 2021

Cedar Rapids Kernels Hitting - 2021 - Regular Season - All Players

#	Player	Team	B	AVG	G	AB	R	H	TB	2B	3B	HR	RBI	BB	IBB	SO	SB	CS	OBP	SLG	OPS	PA	SAC	SF	HBP	GIDP	E
25	Cabbage, T	CR	L	.266	40	143	21	38	77	10	1	9	33	16	1	50	4	0	.342	.538	.880	161	0	1	1	1	3
38	Cabrera, L	CR	R	.194	14	36	8	7	14	1	0	2	6	13	0	17	0	0	.408	.389	.797	49	0	0	0	0	0
17	Camargo, J	CR	R	.198	37	131	16	26	57	4	0	9	21	8	0	55	1	0	.254	.435	.689	142	0	1	2	2	7
4	Encarnacion, Y	CR	S	.217	7	23	1	5	5	0	0	0	3	0	0	6	0	0	.217	.217	.435	23	0	0	0	0	2
18	Gray, S	CR	L	.232	50	185	31	43	68	5	1	6	27	28	0	58	2	0	.362	.368	.729	224	0	1	10	3	6
5	Hall, A	CR	R	.000	2	1	0	0	0	0	0	0	1	0	0	0	0	0	.000	.000	.000	1	0	0	0	0	0
2	Helman, M	CR	R	.190	46	153	20	29	56	9	0	6	25	22	1	34	6	2	.290	.366	.656	176	0	1	0	2	2
9	Isola, A	CR	R	.228	39	123	18	28	52	6	0	6	17	31	1	34	0	0	.387	.423	.810	155	0	0	1	1	8
19	Javier, W	CR	R	.222	48	185	28	41	76	9	4	6	27	16	0	66	0	2	.284	.411	.695	204	0	2	1	4	9
25	Julien, E	CR	L	.143	4	14	1	2	5	0	0	1	1	4	0	4	1	0	.333	.357	.690	18	0	0	0	0	0
24	Keirse, D	CR	L	.259	9	27	2	7	12	2	0	1	4	5	0	9	3	0	.394	.444	.838	33	0	0	1	0	0
8	Maciel, G	CR	S	.261	35	115	15	30	37	2	1	1	8	12	0	20	12	1	.333	.322	.655	129	0	1	1	4	0
1	Ozoria, D	CR	S	.205	15	39	5	8	9	1	0	0	0	0	0	9	3	0	.225	.231	.456	40	0	0	1	0	5
5	Schmidt, K	CR	R	.000	1	2	0	0	0	0	0	0	0	1	0	0	0	0	.500	.000	.500	4	0	0	1	0	1
35	Smith, M	CR	L	.238	25	80	12	19	25	3	0	1	7	9	0	30	2	0	.322	.313	.635	90	0	0	1	1	0
	Snyder, G	CR	L	.230	35	126	26	29	59	8	2	6	14	24	0	37	3	0	.362	.468	.830	152	0	0	2	1	5
4	Steer, S	CR	R	.274	45	168	37	46	85	7	1	10	24	35	0	32	4	4	.409	.506	.915	208	0	1	4	1	5
	Wallner, M	CR	L	.333	17	66	8	22	41	3	2	4	14	5	0	28	0	0	.384	.621	1.005	73	0	1	1	0	1
5	Williams, C	CR	R	.100	17	50	4	5	8	3	0	0	0	13	0	27	1	0	.286	.160	.446	63	0	0	0	0	1
	CR			.231	52	1667	253	385	686	73	12	68	232	242	3	516	42	9	.336	.412	.748	1945	0	9	27	20	58
	OPP			.215	52	1643	227	354	522	58	13	28	193	216	1	566	72	15	.318	.318	.636	1923	8	16	39	26	

Cedar Rapids Kernels Pitching - 2021 - Regular Season - All Players

#	Player	Team	T	W	L	ERA	G	GS	CG	SHO	GF	HLD	SV	SVO	IP	H	R	ER	HR	HB	BB	IBB	SO	AVG	WP	BK	GIDP	TBF
22	Acosta, M	CR	R	0	1	3.64	17	0	0	0	11	1	4	4	29.2	22	14	12	2	2	7	0	31	.202	4	0	1	120
13	Beck, T	CR	R	1	1	2.20	9	6	0	0	1	0	0	0	32.2	22	10	8	0	2	11	0	40	.186	3	2	1	131
15	Cabezas, A	CR	R	2	1	3.13	8	7	0	0	0	0	0	0	37.1	28	15	13	5	3	14	0	40	.203	2	2	2	155
40	Canterino, M	CR	R	1	0	1.00	4	4	0	0	0	0	0	0	18.0	10	3	2	1	0	3	0	35	.154	4	0	0	68
32	Cheshire, J	CR	R	3	3	4.41	13	0	0	0	6	0	0	0	16.1	14	10	8	1	3	7	0	14	.226	2	1	1	73
4	Encarnacion, Y	CR	R	0	0	13.50	2	0	0	0	2	0	0	0	1.1	3	2	2	1	0	0	0	1	.429	0	0	0	7
	Enlow, B	CR	R	1	1	1.84	3	3	0	0	0	0	0	0	14.2	13	4	3	1	0	6	0	23	.250	1	0	0	59
27	Featherstone, Z	CR	L	1	2	1.57	17	0	0	0	10	0	2	3	23.0	12	10	4	0	0	20	0	42	.154	3	0	3	99
16	Funderburk, K	CR	L	1	2	3.67	9	8	0	0	1	0	1	1	34.1	26	15	14	1	3	17	0	51	.208	5	0	1	147
11	Gore, J	CR	R	4	1	2.94	16	0	0	0	4	3	1	4	33.2	17	11	11	2	4	16	0	49	.150	6	0	3	134
44	Griffith, O	CR	R	4	3	6.94	16	1	0	0	10	0	1	4	23.1	27	20	18	1	2	13	0	33	.284	0	0	1	111
47	Gross, B	CR	R	2	0	2.66	9	9	0	0	0	0	0	0	40.2	39	20	12	4	1	14	0	51	.239	2	0	1	178
36	Koch, B	CR	R	0	0	0.00	1	0	0	0	0	0	0	0	1.0	0	0	0	0	0	1	0	2	.000	0	0	0	4
20	Laweryson, C	CR	R	0	1	5.40	4	4	0	0	0	0	0	0	15.0	14	9	9	2	1	6	0	18	.255	1	0	2	63
30	Manoah Jr., E	CR	R	0	0	0.00	1	0	0	0	0	0	0	0	2.0	2	0	0	0	1	0	0	0	.286	0	0	1	8
23	Molina, D	CR	R	4	1	5.46	14	0	0	0	1	1	0	1	29.2	25	20	18	3	3	14	0	40	.229	4	0	3	126
48	Olsen, J	CR	R	0	3	4.22	8	6	0	0	1	0	0	1	32.0	28	15	15	2	3	18	0	30	.243	5	0	2	140
1	Ozoria, D	CR	R	0	0	22.50	3	0	0	0	2	0	0	0	2.0	3	5	5	0	0	3	0	1	.333	0	0	0	12
37	Palm, T	CR	R	1	4	7.91	11	0	0	0	1	0	0	1	19.1	17	22	17	1	6	17	0	21	.233	5	0	0	101
39	Rijo, L	CR	R	0	0	0.00	1	1	0	0	0	0	0	0	1.0	0	0	0	0	0	2	0	2	.000	0	0	0	5
36	Shreve, R	CR	R	1	1	2.89	5	0	0	0	0	0	0	1	9.1	5	3	3	0	0	8	1	16	.161	0	0	1	41
35	Smith, M	CR	R	0	0	9.00	1	0	0	0	1	0	0	0	1.0	1	1	1	0	0	2	0	1	.333	0	0	0	6
	Snyder, G	CR	L	0	0	---	1	0	0	0	0	0	0	0	0.0	3	5	5	0	0	2	0	0	1.000	0	0	0	5
21	Watson, T	CR	L	1	0	2.45	12	3	0	0	1	1	0	0	29.1	23	13	8	1	5	15	0	25	.215	3	1	3	130
	CR			27	25	3.79	52	52	0	6	52	6	9	20	446.2	354	227	188	28	39	216	1	566	.215	50	6	26	1923
	OPP			25	27	4.79	52	52	0	1	52	5	11	19	442.0	385	253	235	68	27	242	3	516	.231	41	5	20	1945

High-A Central Standings - 2021 - Regular Season

A+C East	W	L	PCT	GB	L10	STRK	HOME	ROAD	RS	RA	DIFF
Dayton	29	22	.569	-	5-5	L1	15-9	14-13	244	249	-5
Great Lakes	28	24	.538	1.5	7-3	W3	12-12	16-12	296	244	52
Lake County	27	24	.529	2.0	5-5	L1	16-5	11-19	227	247	-20
West Michigan	25	25	.500	3.5	5-5	L1	13-10	12-15	240	224	16
Lansing	24	28	.462	5.5	4-6	W1	13-15	11-13	240	244	-4
Fort Wayne	23	28	.451	6.0	5-5	L3	13-14	10-14	248	280	-32
A+C West	W	L	PCT	GB	L10	STRK	HOME	ROAD	RS	RA	DIFF
Quad Cities	34	16	.680	-	7-3	W3	17-4	17-12	302	211	91
Cedar Rapids	27	25	.519	8.0	5-5	L3	18-12	9-13	253	227	26
Beloit	26	26	.500	9.0	5-5	W3	14-14	12-12	275	281	-6
Wisconsin	23	28	.451	11.5	5-5	L3	13-11	10-17	274	280	-6
South Bend	21	29	.420	13.0	3-7	W1	14-15	7-14	231	279	-48
Peoria	20	32	.385	15.0	3-7	W1	11-17	9-15	252	316	-64

Fort Myers Mighty Mussels (29-22) 7, Bradenton Marauders (34-17) 4
Jul 2nd, 2021

	1	2	3	4	5	6	7	R	H	E
Bradenton	0	0	1	1	0	0	2	4	7	1
Fort Myers	2	4	0	1	0	0	x	7	6	3

Bradenton	AB	R	H	RBI	BB	SO	LOB	AVG
Head, RF	3	1	0	0	0	1	3	.215
Rodriguez, E, DH	4	2	2	0	0	0	2	.256
Escotto, 2B	3	0	1	0	1	0	1	.289
Lopez, SS	3	0	2	2	1	0	1	.247
Wilson, C	2	0	0	1	1	0	3	.357
Siani, CF	4	0	0	0	0	3	3	.221
Ordonez, 1B	3	1	0	0	0	0	1	.278
Mojica, 3B	3	0	0	0	0	0	2	.198
Bowen, LF	3	0	2	1	0	0	0	.257
Garcia, P	0	0	0	0	0	0	0	.000
Yean, P	0	0	0	0	0	0	0	.000
Totals	28	4	7	4	3	4	16	.240

BATTING

TB : Bowen 2; Escotto; Lopez 2; Rodriguez, E 2.

RBI : Bowen (28); Lopez 2 (27); Wilson (17).

2-out RBI : Lopez; Bowen.

Runners left in scoring position, 2 out : Wilson 2; Mojica; Siani.

SF : Wilson.

Team RISP : 3-for-6.

Team LOB : 8.

FIELDING

E : Mojica (4, fielding).

DP : (Ordonez-Escotto-Ordonez).

Fort Myers	AB	R	H	RBI	BB	SO	LOB	AVG
Morales, DH	3	2	1	0	1	0	2	.247
Sabato, 1B	2	1	1	0	1	1	2	.192
Severino, 3B	3	1	1	4	0	1	2	.241
Urbina, LF	1	0	1	1	2	0	0	.196
Mack, C	3	0	0	0	0	1	3	.180
Holland, SS	3	0	0	0	0	2	2	.161
Garry Jr., RF	3	1	0	0	0	0	1	.168
Washington, CF	3	1	1	0	0	1	0	.197
Santana, R, 2B	3	1	1	1	0	0	0	.212
Sharpe, P	0	0	0	0	0	0	0	.000
Swain, P	0	0	0	0	0	0	0	.000
Pichardo, P	0	0	0	0	0	0	0	.000
Totals	24	7	6	6	4	6	12	.218

BATTING

2B : Morales (12, Garcia).

HR : Severino (3, 2nd inning off Garcia, 2 on, 2 out).

TB : Morales 2; Sabato; Santana, R; Severino 4; Urbina; Washington.

RBI : Santana, R (10); Severino 4 (40); Urbina (25).

2-out RBI : Severino 3.

Runners left in scoring position, 2 out : Holland; Garry Jr.

Team RISP : 3-for-11.

Team LOB : 3.

BASERUNNING

SB : Morales (6, 3rd base off Garcia/Wilson); Urbina 2 (9, 2nd base off Garcia/Wilson, 2nd base off Yean/Wilson); Santana, R (3, 2nd base off Garcia/Wilson).

FIELDING

E : Holland (7, throw); Sharpe (1, throw); Sabato (6, fielding).

Bradenton	IP	H	R	ER	BB	SO	HR	ERA
Garcia (L, 3-2)	2.0	5	6	2	2	2	1	3.77
Yean	4.0	1	1	1	2	4	0	5.29
Totals	6.0	6	7	3	4	6	1	4.00

Fort Myers	IP	H	R	ER	BB	SO	HR	ERA
Sharpe	3.2	2	2	0	2	3	0	5.29
Swain (W, 3-1)	2.0	2	0	0	0	0	0	4.88
Pichardo	1.1	3	2	2	1	1	0	2.96
Totals	7.0	7	4	2	3	4	0	3.75

WP : Garcia; Sharpe.

HBP : Head (by Sharpe).

Pitches-strikes : Garcia 52-26; Yean 50-36; Sharpe 77-48; Swain 27-15; Pichardo 24-15.

Groundouts-flyouts : Garcia 2-2; Yean 6-1; Sharpe 8-1; Swain 3-1; Pichardo 1-2.

Batters faced : Garcia 14; Yean 14; Sharpe 18; Swain 7; Pichardo 8.

Inherited runners-scored : Swain 1-0.

Umpires : HP: Joe McCarthy, 1B: Chandler Durham.

Official Scorer : Benn Norton

Weather : 86 degrees, Partly Cloudy

Wind : 13 mph, L To R

First pitch : 4:34 PM

T : 2:31

Venue : Hammond Stadium

July 2, 2021

Fort Myers Mighty Mussels (30-22) 5, Bradenton Marauders (34-18) 4
Jul 2nd, 2021

	1	2	3	4	5	6	7	R	H	E
Bradenton	2	0	0	0	0	0	2	4	6	1
Fort Myers	3	0	0	1	0	0	1	5	5	3

Two out when winning run scored.

Bradenton	AB	R	H	RBI	BB	SO	LOB	AVG
Head, CF	3	1	0	1	1	3	0	.211
Rodriguez, E, DH	4	1	1	2	0	0	2	.256
Escotto, SS	4	0	1	0	0	1	1	.288
Sabol, C	3	0	1	0	0	0	1	.381
Ordonez, 1B	3	0	0	0	0	2	3	.268
Siani, RF	3	0	0	0	0	1	2	.217
Acuna, 3B	3	1	1	0	0	0	2	.333
Fajardo, 2B	3	1	2	0	0	1	0	.308
Bowen, LF	2	0	0	0	1	1	1	.253
Hofmann, P	0	0	0	0	0	0	0	.000
Umana, P	0	0	0	0	0	0	0	.000
Totals	28	4	6	3	2	9	12	.239

BATTING

2B : Escotto (5, Gipson-Long).

HR : Rodriguez, E (7, 1st inning off Gipson-Long, 1 on, 0 out).

TB : Acuna; Escotto 2; Fajardo 2; Rodriguez, E 4; Sabol.

RBI : Head (23); Rodriguez, E 2 (29).

Runners left in scoring position, 2 out : Acuna; Escotto; Ordonez.

GIDP : Rodriguez, E.

Team RISP : 0-for-5.

Team LOB : 5.

FIELDING

E : Acuna (2, fielding).

Fort Myers	AB	R	H	RBI	BB	SO	LOB	AVG
Morales, C	4	1	2	1	0	1	0	.253
Sabato, DH	3	0	0	0	0	1	1	.188
Severino, 3B	1	0	0	1	0	0	0	.239
Urbina, CF	2	1	0	0	1	1	1	.194
Holland, SS	3	1	1	2	0	0	0	.169
Valdez, 1B	3	1	0	0	0	0	0	.171
Anderson, RF	2	0	1	1	0	0	0	.125
Garry Jr., RF	1	1	1	0	0	0	0	.174
Washington, LF	3	0	0	0	0	1	2	.189
Santana, R, 2B	3	0	0	0	0	2	2	.203
Gipson-Long, P	0	0	0	0	0	0	0	.000
Hanner, P	0	0	0	0	0	0	0	.000
Totals	25	5	5	5	1	6	6	.218

BATTING

2B : Morales (13, Hofmann).

3B : Anderson (1, Umana).

HR : Holland (3, 1st inning off Hofmann, 1 on, 2 out).

TB : Anderson 3; Garry Jr.; Holland 4; Morales 3.

RBI : Anderson (4); Holland 2 (9); Morales (23); Severino (4).

2-out RBI : Holland 2; Morales.

Runners left in scoring position, 2 out : Santana, R.

SF : Severino.

Team RISP : 1-for-6.

Team LOB : 3.

BASERUNNING

SB : Washington (10, 3rd base off Umana/Sabol); Garry Jr. (9, 2nd base off Umana/Sabol).

FIELDING

E : Valdez (5, fielding); Morales (6, dropped foul); Holland (8, throw).

Outfield assists : Washington (Fajardo at 1st base).

PB : Morales (2).

DP : 2 (Washington-Holland-Valdez; Holland-Valdez).

Bradenton	IP	H	R	ER	BB	SO	HR	ERA
Hofmann	3.0	2	3	3	1	5	1	2.53
Umana (L, 0-2)	3.2	3	2	1	0	1	0	3.68
Totals	6.2	5	5	4	1	6	1	4.02

Fort Myers	IP	H	R	ER	BB	SO	HR	ERA
Gipson-Long	6.0	4	2	1	0	9	1	4.97
Hanner (W, 1-1)(BS, 2)	1.0	2	2	2	2	0	0	7.40
Totals	7.0	6	4	3	2	9	1	3.76

HBP : Severino (by Hofmann).

Pitches-strikes : Hofmann 63-36; Umana 58-35; Gipson-Long 92-70; Hanner 27-12.

Groundouts-flyouts : Hofmann 1-2; Umana 6-2; Gipson-Long 5-5; Hanner 2-0.

Batters faced : Hofmann 13; Umana 15; Gipson-Long 24; Hanner 6.

Umpires : HP: Chandler Durham. 1B: Joe McCarthy.

Official Scorer : Benn Norton

Weather : 87 degrees, Partly Cloudy

Wind : 9 mph, L To R

First pitch : 7:52 PM

T : 2:37

Att : 2,002

Venue : Hammond Stadium

July 2, 2021

Low-A Southeast Standings - 2021 - Regular Season

A-SE East	W	L	PCT	GB	L10	STRK	HOME	ROAD	RS	RA	DIFF
St. Lucie	28	24	.538	-	5-5	W1	13-11	15-13	305	272	33
Daytona	24	28	.462	4.0	6-4	W4	13-15	11-13	258	249	9
Jupiter	23	28	.451	4.5	2-8	W1	12-12	11-16	191	260	-69
Palm Beach	20	32	.385	8.0	6-4	L1	11-17	9-15	256	330	-74
A-SE West	W	L	PCT	GB	L10	STRK	HOME	ROAD	RS	RA	DIFF
Tampa	34	16	.680	-	7-3	L1	18-9	16-7	384	250	134
Bradenton	34	18	.654	1.0	7-3	L2	20-10	14-8	318	252	66
Fort Myers	30	22	.577	5.0	5-5	W2	15-7	15-15	250	231	19
Clearwater	27	25	.519	8.0	6-4	L1	14-14	13-11	244	246	-2
Dunedin	21	30	.412	13.5	4-6	W1	9-15	12-15	285	314	-29
Lakeland	16	34	.320	18.0	1-9	L6	7-15	9-19	211	298	-87

FCL Twins (1-2) 17,FCL Red Sox (0-3) 7

Jul 2nd, 2021

	1	2	3	4	5	6	7	8	9	R	H	E
FCL Twins	2	0	3	4	2	0	3	0	3	17	15	2
FCL Red Sox	0	1	0	0	0	0	2	2	2	7	10	2

FCL Twins	AB	R	H	RBI	BB	SO	LOB	AVG	FCL Red Sox	AB	R	H	RBI	BB	SO	LOB	AVG
Feliz, J, DH	5	4	3	2	1	1	1	.333	Flores, 2B	4	1	1	0	1	1	1	.300
Rodriguez, E, CF	2	3	0	0	3	1	1	.167	Decker, LF	5	0	1	1	0	1	4	.200
Baez, CF	1	0	0	0	0	0	2	.333	Jordan, 3B	4	0	1	0	1	1	4	.333
Cavaco, SS	3	2	1	2	0	1	3	.333	Belen, RF	3	0	0	0	0	0	3	.143
a-Gomez, PH-SS	2	2	2	0	1	0	0	.500	a-Perez, B, PH-RF	2	0	1	2	0	0	0	.500
Cespedes, 3B	3	0	0	1	1	1	4	.000	Diaz, D, 1B	4	0	1	0	0	2	4	.333
b-Pena, A, PH-3B	2	0	0	0	0	1	3	.000	b-Feliz, PH	1	1	1	0	0	0	0	1.000
Rosario, RF	6	3	4	7	0	1	2	.400	Vaughan, CF	2	1	1	0	1	1	1	.250
Soto, 2B	5	1	1	2	1	1	2	.222	Maita, A, CF	2	1	1	2	0	0	0	.500
Smith, 1B	6	1	2	2	0	0	3	.286	Valdez, F, DH	3	1	0	0	1	0	2	.000
Castro, C	3	0	1	1	1	1	0	.200	Diaz, J, C	1	0	0	0	1	1	1	.000
Olivar, C	2	0	0	0	0	0	0	.000	Montero, C	3	1	1	1	0	0	2	.333
Roberto, LF	4	1	1	0	1	1	5	.143	Simas, SS	4	1	1	0	0	0	3	.250
Perez, E, P	0	0	0	0	0	0	0	.000	Cepeda, P	0	0	0	0	0	0	0	.000
Mullenbach, P	0	0	0	0	0	0	0	.000	Lucas, P	0	0	0	0	0	0	0	.000
Bellair, P	0	0	0	0	0	0	0	.000	Bautista, P	0	0	0	0	0	0	0	.000
Totals	44	17	15	17	9	9	26	.236	Totals	38	7	10	6	5	7	25	.218

a-Singled for Cavaco in the 5th. b-Flied out for Cespedes in the 7th.

BATTING

2B : Feliz, J (1, Cepeda); Rosario 2 (2, Cepeda, Stock); Cavaco (1, Cepeda).

3B : Rosario (1, Lucas).

HR : Soto (1, 4th inning off Lucas, 1 on, 2 out); Feliz, J (2, 5th inning off Lucas, 1 on, 1 out);

Rosario (1, 7th inning off Bautista, 2 on, 2 out); Smith (1, 9th inning off Stock, 1 on, 2 out).

TB : Castro; Cavaco 2; Feliz, J 7; Gomez 2; Roberto; Rosario 11; Smith 5; Soto 4.

RBI : Castro (1); Cavaco 2 (2); Cespedes (1); Feliz, J 2 (3); Rosario 7 (7); Smith 2 (2); Soto 2 (2).

2-out RBI : Rosario 6; Smith 2; Castro; Soto 2.

Runners left in scoring position, 2 out : Roberto 4; Baez; Soto.

Team RISP : 6-for-17.

Team LOB : 9.

BASERUNNING

SB : Cavaco (1, 3rd base off Cepeda/Diaz, J); Cespedes (1, 2nd base off Cepeda/Diaz, J).

FIELDING

E : Soto (1, throw); Gomez (1, throw).

a-Singled for Belen in the 7th. b-Singled for Diaz, D in the 9th.

BATTING

2B : Montero (1, Bellair).

HR : Maita, A (1, 9th inning off Bellair, 1 on, 1 out).

TB : Decker; Diaz, D; Feliz; Flores; Jordan; Maita, A 4; Montero 2; Perez, B; Simas; Vaughan.

RBI : Decker (1); Maita, A 2 (2); Montero (1); Perez, B 2 (2).

2-out RBI : Perez, B 2.

Runners left in scoring position, 2 out : Montero; Diaz, D 2; Flores; Jordan 2.

Team RISP : 2-for-12.

Team LOB : 10.

FIELDING

E : Simas 2 (2, fielding, throw).

FCL Twins	IP	H	R	ER	BB	SO	HR	ERA	FCL Red Sox	IP	H	R	ER	BB	SO	HR	ERA
Perez, E	3.0	2	1	1	3	2	0	3.00	Cepeda (L, 0-1)	2.2	4	5	5	5	2	0	16.88
Mullenbach (W, 1-0)	3.0	2	0	0	1	3	0	0.00	Lucas	2.1	5	6	2	1	4	2	7.71
Bellair (S, 1)	3.0	6	6	5	1	2	1	15.00	Bautista	2.0	3	3	3	2	1	1	13.50
Totals	9.0	10	7	6	5	7	1	6.65	Stock	2.0	3	3	3	1	2	1	13.50
									Totals	9.0	15	17	13	9	9	4	8.14

WP : Cepeda 2; Lucas; Bautista.

Balk : Perez, E 2.

HBP : Valdez, F (by Bellair).

Groundouts-flyouts : Perez, E 2-2; Mullenbach 4-1; Bellair 5-2; Cepeda 4-1; Lucas 3-0; Bautista 1-4; Stock 3-1.

Batters faced : Perez, E 14; Mullenbach 12; Bellair 18; Cepeda 17; Lucas 14; Bautista 11; Stock 11.

Inherited runners-scored : Lucas 3-0.

Umpires : HP: Denver Dangerfield. 1B: Nobuoki Yasuta.

Official Scorer : Brian Mullen

Weather : 81 degrees, Partly Cloudy

Wind : 7 mph, R To L

First pitch : 12:02 PM

T : 3:22

Venue : TBD

July 2, 2021

FCL Twins Hitting - 2021 - Regular Season - All Players

#	Player	Team	B	AVG	G	AB	R	H	TB	2B	3B	HR	RBI	BB	IBB	SO	SB	CS	OBP	SLG	OPS	PA	SAC	SF	HBP	GIDP	E
11	Baez, L	TWI	R	.333	2	3	0	1	1	0	0	0	0	0	0	1	0	0	.333	.333	.667	3	0	0	0	0	0
37	Castro, W	TWI	R	.200	2	5	0	1	1	0	0	0	1	1	0	3	0	0	.333	.200	.533	6	0	0	0	0	0
51	Cavaco, K	TWI	R	.333	1	3	2	1	2	1	0	0	2	0	0	1	1	0	.333	.667	1.000	3	0	0	0	0	0
23	Cespedes, R	TWI	L	.000	3	9	0	0	0	0	0	0	1	1	0	5	1	0	.100	.000	.100	10	0	0	0	0	0
59	Feliz, J	TWI	R	.333	3	12	5	4	11	1	0	2	3	1	0	3	0	0	.385	.917	1.301	13	0	0	0	0	1
2	Gomez, L	TWI	L	.500	2	4	2	2	2	0	0	0	0	2	0	0	0	0	.714	.500	1.214	7	0	0	1	0	1
19	Nigro, F	TWI	R	.333	1	3	0	1	1	0	0	0	1	0	0	2	0	0	.333	.333	.667	3	0	0	0	0	0
64	Olivar, R	TWI	R	.000	2	3	0	0	0	0	0	0	0	0	0	0	0	0	.000	.000	.000	3	0	0	0	0	0
13	Pena, A	TWI	R	.000	1	2	0	0	0	0	0	0	0	0	0	1	0	0	.000	.000	.000	2	0	0	0	0	0
48	Ramirez, B	TWI	R	.333	1	3	1	1	1	0	0	0	0	0	0	2	0	0	.333	.333	.667	3	0	0	0	0	0
44	Roberto, N	TWI	R	.143	2	7	1	1	1	0	0	0	1	2	0	3	0	0	.333	.143	.476	9	0	0	0	0	0
4	Rodriguez, E	TWI	L	.167	3	6	3	1	1	0	0	0	0	4	0	3	1	1	.545	.167	.712	11	0	0	1	0	0
16	Rosario, K	TWI	R	.400	3	10	3	4	11	2	1	1	7	2	0	2	0	0	.500	1.100	1.600	12	0	0	0	0	0
25	Smith, L	TWI	R	.286	2	7	1	2	5	0	0	1	2	0	0	0	0	0	.286	.714	1.000	7	0	0	0	0	0
35	Sosa, M	TWI	R	.000	1	2	0	0	0	0	0	0	0	0	0	1	0	0	.000	.000	.000	2	0	0	0	1	0
5	Soto, Y	TWI	R	.222	3	9	2	2	5	0	0	1	2	3	0	2	1	0	.417	.556	.972	12	0	0	0	0	1
41	Valdez, W	TWI	R	.000	1	1	0	0	0	0	0	0	0	1	0	0	0	0	.500	.000	.500	2	0	0	0	0	0
TWI				.236	3	89	20	21	42	4	1	5	20	17	0	29	4	1	.370	.472	.842	108	0	0	2	1	4
OPP				.343	1	99	19	34	45	5	0	2	18	14	0	24	0	1	.431	.455	.886	116	0	1	2	2	2

FCL Twins Pitching - 2021 - Regular Season - All Players

#	Player	Team	T	W	L	ERA	G	GS	CG	SHO	GF	HLD	SV	SVO	IP	H	R	ER	HR	HB	BB	IBB	SO	AVG	WP	BK	GIDP	TBF
40	Aria, D	TWI	L	0	0	0.00	1	0	0	0	0	0	0	0	2.0	1	0	0	0	0	2	0	1	.167	0	0	1	8
17	Bellair, C	TWI	R	0	0	15.00	1	0	0	0	1	0	1	1	3.0	6	6	5	1	1	1	0	2	.375	0	0	0	18
18	German, G	TWI	R	0	1	9.00	1	1	0	0	0	0	0	0	4.0	6	4	4	1	0	5	0	2	.353	2	0	0	22
52	Leach, L	TWI	R	0	0	18.00	1	1	0	0	0	0	0	0	1.0	3	2	2	0	0	0	0	3	.500	1	0	0	6
39	Mullenbach, M	TWI	R	1	0	0.00	1	0	0	0	0	0	0	0	3.0	2	0	0	0	0	1	0	3	.182	0	0	0	12
55	Perez, E	TWI	L	0	0	3.00	1	1	0	0	0	0	0	0	3.0	2	1	1	0	0	3	0	2	.182	0	2	0	14
58	Perez, S	TWI	L	0	0	4.50	1	0	0	0	1	0	0	0	2.0	5	2	1	0	0	0	0	0	.556	0	0	1	10
36	Pineda, R	TWI	R	0	0	0.00	1	0	0	0	1	0	0	0	0.2	1	0	0	0	0	0	0	1	.333	0	0	0	3
50	Reyes, W	TWI	L	0	1	10.80	1	0	0	0	0	0	0	0	3.1	7	4	4	0	1	2	0	8	.438	0	0	0	19
38	Rozek, A	TWI	L	0	0	0.00	1	0	0	0	0	0	0	0	1.0	1	0	0	0	0	0	0	2	.250	0	1	0	4
TWI				1	2	6.65	3	3	0	0	3	0	1	1	23.0	34	19	17	2	2	14	0	24	.343	3	3	2	116
OPP				1	0	0.39	1	3	0	0	3	0	0	0	23.0	21	20	1	5	2	17	0	29	.236	6	0	1	108

Florida Complex League Standings - 2021 - Regular Season

FCL East	W	L	PCT	GB	L10	STRK	HOME	ROAD	RS	RA	DIFF
FCL Nationals	3	1	.750	-	3-1	W1	2-0	1-1	18	14	4
FCL Marlins	2	1	.667	0.5	2-1	W2	1-1	1-0	18	14	4
FCL Mets	2	2	.500	1.0	2-2	L1	0-2	2-0	24	25	-1
FCL Astros	1	2	.333	1.5	1-2	L2	0-1	1-1	17	22	-5
FCL Cardinals	1	3	.250	2.0	1-3	L1	0-2	1-1	14	16	-2
FCL North	W	L	PCT	GB	L10	STRK	HOME	ROAD	RS	RA	DIFF
FCL Phillies	3	1	.750	-	3-1	W1	1-1	2-0	33	25	8
FCL Tigers West	2	1	.667	0.5	2-1	W2	1-0	1-1	17	18	-1
FCL Yankees	2	1	.667	0.5	2-1	W1	0-1	2-0	18	10	8
FCL Blue Jays	1	2	.333	1.5	1-2	L1	0-2	1-0	21	21	0
FCL Tigers East	0	3	.000	2.5	0-3	L3	0-2	0-1	5	20	-15
FCL South	W	L	PCT	GB	L10	STRK	HOME	ROAD	RS	RA	DIFF
FCL Orioles Black	2	0	1.000	-	2-0	W2	1-0	1-0	12	3	9
FCL Pirates Gold	3	1	.750	-	3-1	W3	2-1	1-0	22	19	3
FCL Rays	3	1	.750	-	3-1	W2	2-1	1-0	25	17	8
FCL Pirates Black	2	1	.667	0.5	2-1	L1	1-0	1-1	24	17	7
FCL Braves	1	1	.500	1.0	1-1	L1	1-0	0-1	9	8	1
FCL Twins	1	2	.333	1.5	1-2	W1	0-1	1-1	20	19	1
FCL Orioles Orange	0	3	.000	2.5	0-3	L3	0-1	0-2	11	26	-15
FCL Red Sox	0	3	.000	2.5	0-3	L3	0-1	0-2	11	25	-14