






TWINS MINOR LEAGUE REPORT



Sunday, July 11, 2021

	TEAM	LEVEL	RECORD	YESTERDAY'S SCORE
	St. Paul Saints	TRIPLE-A	28-29; 8.0 GB 4th in Triple-A East, Midwest Division	Game PPD due to rain; rescheduled for July 11
	Wichita Wind Surge	DOUBLE-A	32-27; - - GB T-1st in Double-A Central, North Division	W, 5-4 vs. Northwest Arkansas
	Cedar Rapids Kernels	HIGH-A	33-26; 6.0 GB 2nd in High-A Central, West Division	W, 8-2 vs. Peoria
	Fort Myers Mighty Mussels	LOW-A	33-26; 7.0 GB 3rd in Low-A Southeast, West Division	L, 1-2 at St. Lucie
	FCL Twins	ROOKIE	3-6, 5.0 GB 7th in FCL, South Division	L, 3-4 at FCL Red Sox
	DSL Twins	DSL	N/A	N/A

St. Paul Saints Hitting - 2021 - Regular Season - All Players

#	Player	Team	B	AVG	G	AB	R	H	TB	2B	3B	HR	RBI	BB	IBB	SO	SB	CS	OBP	SLG	OPS	PA	SAC	SF	HBP	GIDP	E
37	Albers, A	STP	R	.500	1	2	0	1	1	0	0	0	0	0	0	0	0	0	.500	.500	1.000	2	0	0	0	0	1
2	Arraez, L	STP	L	.250	2	8	2	2	2	0	0	0	2	1	0	0	0	0	.333	.250	.583	9	0	0	0	0	0
50	Astudillo, W	STP	R	.303	16	66	8	20	25	2	0	1	6	1	0	2	3	0	.324	.379	.702	68	0	0	1	5	1
53	Bañuelos, D	STP	R	.179	9	28	5	5	7	2	0	0	1	2	0	11	0	0	.233	.250	.483	30	0	0	0	1	0
13	Blankenhorn, T	OKC	L	.000	3	3	0	0	0	0	0	0	0	0	0	2	0	0	.000	.000	.000	3	0	0	0	0	0
13	Blankenhorn, T	STP	L	.182	3	11	1	2	3	1	0	0	1	2	0	6	0	0	.308	.273	.580	13	0	0	0	0	1
13	Blankenhorn, T	SYR	L	.269	10	26	6	7	17	1	0	3	13	7	0	6	2	0	.429	.654	1.082	35	0	1	1	0	0
13	Blankenhorn, T	TAC	L	.250	4	20	1	5	8	0	0	1	4	0	0	5	0	0	.250	.400	.650	20	0	0	0	0	1
13	Blankenhorn, T	4 Teams	L	.233	20	60	8	14	28	2	0	4	18	9	0	19	2	0	.338	.467	.805	71	0	1	1	0	2
9	Broxton, K	STP	R	.180	47	150	22	27	43	4	0	4	12	19	0	79	6	0	.279	.287	.566	172	0	1	2	0	1
16	Buxton, B	STP	R	.556	3	9	4	5	14	1	1	2	7	2	0	1	0	0	.583	1.556	2.139	12	0	1	0	0	0
8	Contreras, M	STP	L	.252	34	123	18	31	64	10	1	7	21	6	2	42	2	3	.301	.520	.821	133	0	1	3	3	0
26	Coulombe, D	STP	L	.000	1	0	0	0	0	0	0	0	0	0	0	0	0	0	.000	.000	.000	0	0	0	0	0	0
13	Descalso, D	STP	L	.093	24	75	9	7	15	2	0	2	4	14	0	31	0	0	.244	.200	.444	90	0	0	1	3	2
8	Encarnacion, Y	STP	L	.200	11	30	1	6	7	1	0	0	2	2	0	14	0	0	.250	.233	.483	32	0	0	0	0	1
1	Gordon, N	STP	L	.393	8	28	5	11	16	0	1	1	4	4	0	4	5	0	.469	.571	1.040	32	0	0	0	0	3
27	Jeffers, R	STP	R	.217	24	83	13	18	37	4	0	5	16	16	0	26	0	0	.340	.446	.786	103	0	3	1	4	1
21	Johnson, S	STP	L	.211	23	76	9	16	25	4	1	1	7	10	0	27	1	0	.302	.329	.631	86	0	0	0	1	1
38	Kepler, M	STP	L	.091	3	11	0	1	1	0	0	0	0	0	0	1	0	0	.091	.091	.182	11	0	0	0	1	0
31	Kerrigan, J	STP	R	.234	45	141	25	33	59	5	0	7	16	16	2	53	2	0	.327	.418	.746	162	0	1	4	3	1
11	Kiriloff, A	STP	L	.500	2	6	2	3	9	0	0	2	3	0	0	2	0	0	.500	1.500	2.000	6	0	0	0	0	0
11	Larnach, T	STP	L	.231	3	13	4	3	9	0	0	2	4	2	0	8	0	0	.333	.692	1.026	15	0	0	0	0	0
4	Lin, T	STP	L	.269	7	26	8	7	8	1	0	0	4	4	0	8	3	0	.367	.308	.674	30	0	0	0	0	1
11	Maggi, D	STP	R	.263	38	133	22	35	64	6	1	7	17	14	0	49	4	2	.349	.481	.830	152	0	1	4	4	1
66	Miranda, J	STP	R	.350	10	40	11	14	27	4	0	3	8	7	0	10	0	0	.438	.675	1.113	48	0	1	0	1	2
4	Ozoria, D	STP	S	.000	3	3	0	0	0	0	0	0	0	0	0	1	0	0	.000	.000	.000	3	0	0	0	0	0
56	Peña, R	STP	R	.190	19	63	1	12	17	2	0	1	8	3	0	10	0	0	.239	.270	.509	67	0	0	1	4	2
2	Refsnyder, R	STP	R	.233	8	30	5	7	15	2	0	2	5	6	0	9	0	0	.378	.500	.878	37	0	0	1	0	0
12	Riddle, J	STP	L	.209	52	191	20	40	62	7	0	5	22	17	1	41	3	2	.282	.325	.606	213	0	2	3	4	6
19	Rooker, B	STP	R	.233	50	176	29	41	92	7	1	14	34	33	2	62	1	2	.367	.523	.890	215	0	1	5	5	1
2	Rortvedt, B	STP	L	.286	5	21	5	6	12	3	0	1	4	1	0	6	0	0	.318	.571	.890	22	0	0	0	0	0
63	Stankiewicz, D	STP	S	.231	4	13	1	3	4	1	0	0	1	2	0	2	0	0	.333	.308	.641	15	0	0	0	1	1
18	Telis, T	STP	S	.279	41	165	19	46	70	4	1	6	22	9	0	29	3	0	.314	.424	.738	175	0	1	0	3	1
23	Tomscha, D	STP	R	.248	43	157	17	39	72	9	0	8	20	12	0	44	0	0	.306	.459	.764	170	0	0	1	1	2
	Wiel, Z	STP	R	.250	2	8	0	2	2	0	0	0	0	0	0	3	0	0	.250	.250	.500	8	0	0	0	0	1
	STP			.235	57	1886	266	443	782	82	7	81	251	205	7	581	33	9	.317	.415	.731	2131	0	13	27	44	38
	OPP			.256	57	1931	287	495	788	107	9	56	274	232	0	528	43	9	.344	.408	.752	2214	7	12	32	37	

St. Paul Saints Pitching - 2021 - Regular Season - All Players

#	Player	Team	T	W	L	ERA	G	GS	CG	SHO	GF	HLD	SV	SVO	IP	H	R	ER	HR	HB	BB	IBB	SO	AVG	WP	BK	GIDP	TBF
37	Albers, A	STP	L	4	3	4.84	9	8	0	0	0	0	0	0	48.1	61	27	26	8	1	5	0	41	.302	0	0	2	209
41	Anderson, S	RR	R	0	0	0.00	2	0	0	0	0	1	0	0	3.0	0	0	0	0	0	1	0	4	.000	0	0	0	10
41	Anderson, S	STP	R	1	0	0.00	5	0	0	0	0	2	0	0	6.0	2	0	0	0	0	3	0	5	.105	0	0	1	22
41	Anderson, S	2 Teams	R	1	0	0.00	7	0	0	0	0	3	0	0	9.0	2	0	0	0	0	4	0	9	.071	0	0	1	32
25	Barnes, C	STP	L	5	2	3.88	11	11	0	0	0	0	0	0	58.0	54	28	25	5	5	19	0	50	.244	1	1	4	248
41	Barracough, K	STP	R	1	0	7.11	5	0	0	0	1	1	0	1	6.1	7	5	5	3	1	5	0	9	.269	0	0	0	32
41	Barracough, K	SWB	R	4	0	3.21	11	0	0	0	1	2	0	0	14.0	5	5	5	2	0	11	0	24	.114	3	0	1	55
41	Barracough, K	2 Teams	R	5	0	4.43	16	0	0	0	2	3	0	1	20.1	12	10	10	5	1	16	0	33	.171	3	0	1	87
67	Burrows, B	STP	R	0	0	3.00	2	0	0	0	0	1	0	0	3.0	2	1	1	0	0	3	0	0	.200	1	0	0	14
67	Burrows, B	TOL	R	1	1	6.23	9	1	0	0	0	2	0	0	17.1	21	12	12	4	0	6	0	17	.296	1	0	0	78
67	Burrows, B	2 Teams	R	1	1	5.75	11	1	0	0	0	3	0	0	20.1	23	13	13	4	0	9	0	17	.284	2	0	0	92
16	Cano, Y	STP	R	0	0	3.18	6	1	0	0	2	2	0	0	11.1	13	4	4	1	0	5	0	13	.289	0	1	2	50
26	Coulombe, D	STP	L	1	1	1.77	14	0	0	0	7	3	2	3	20.1	16	6	4	1	0	3	0	27	.211	0	0	1	79
59	Dobnak, R	STP	R	0	1	3.38	3	3	0	0	0	0	0	0	13.1	10	5	5	0	1	6	0	11	.213	0	0	3	54
46	Duran, J	STP	R	0	3	5.06	5	4	0	0	0	0	0	0	16.0	16	9	9	1	0	13	0	22	.258	5	0	2	75
16	Farrell, L	STP	R	0	0	1.93	3	0	0	0	0	0	0	0	4.2	2	1	1	0	1	2	0	9	.133	0	0	0	19
57	Gibaut, I	STP	R	0	2	8.53	17	1	0	0	8	0	0	1	25.1	33	24	24	4	1	12	0	32	.308	3	0	2	120
38	Hackimer, T	STP	R	0	0	16.20	6	0	0	0	2	1	1	1	5.0	6	9	9	0	3	15	0	7	.300	1	0	1	38
44	Hamilton, I	STP	R	2	0	1.08	16	0	0	0	2	2	1	1	25.0	14	4	3	1	1	18	0	35	.167	6	0	2	105
45	Harvey, J	ABQ	R	0	0	2.63	15	0	0	0	6	5	0	0	13.2	12	4	4	2	0	9	0	20	.245	0	0	1	58
45	Harvey, J	STP	R	0	1	33.75	2	0	0	0	1	0	0	1	1.1	3	5	5	1	0	5	0	2	.500	1	0	0	12
45	Harvey, J	2 Teams	R	0	1	5.40	17	0	0	0	7	5	0	1	15.0	15	9	9	3	0	14	0	22	.273	1	0	1	70
48	Jax, G	STP	R	3	1	3.33	5	5	0	0	0	0	0	0	27.0	26	10	10	0	0	10	0	29	.257	0	0	0	112
54	Law, D	STP	R	0	0	4.61	11	0	0	0	7	0	4	5	13.2	17	7	7	1	0	4	0	12	.304	1	0	0	60
36	Leyer, R	STP	R	1	1	6.12	18	1	0	0	5	1	0	1	25.0	23	17	17	5	2	16	0	33	.237	0	0	1	115
99	Maeda, K	STP	R	0	0	2.25	1	1	0	0	0	0	0	0	4.0	1	1	1	1	0	1	0	5	.077	0	0	0	14
32	Minaya, J	STP	R	2	3	3.81	16	0	0	0	2	1	0	1	26.0	26	14	11	3	3	14	0	33	.252	6	0	4	121
16	Mullenbach, M	STP	R	0	0	0.00	1	0	0	0	1	0	0	0	2.0	2	0	0	0	0	1	0	0	.250	0	0	0	9
20	Ober, B	STP	R	1	0	2.81	4	4	0	0	0	0	0	0	16.0	13	5	5	0	0	5	0	21	.217	0	0	1	65
58	Pineda, M	STP	R	0	1	9.00	1	1	0	0	0	0	0	0	4.0	4	5	4	0	0	3	0	1	.267	1	0	0	20
45	Sammons, B	STP	L	0	1	5.60	4	2	0	0	0	0	0	0	17.2	15	11	11	2	1	14	0	9	.238	3	0	2	80
39	Shepherd, C	STP	R	3	4	6.75	11	9	0	0	0	0	0	0	44.0	69	38	33	10	1	11	0	23	.361	1	0	7	205
38	Sparkman, G	STP	R	0	0	3.00	2	0	0	0	0	0	0	0	3.0	2	1	1	1	0	0	0	6	.182	0	0	0	11
63	Stankiewicz, D	STP	R	0	0	18.00	1	0	0	0	1	0	0	0	1.0	4	3	2	1	0	0	0	1	.500	0	0	0	8
40	Stashak, C	STP	R	0	0	0.00	2	0	0	0	1	0	0	0	2.1	2	0	0	0	0	0	0	3	.222	0	0	0	9
43	Thorpe, L	STP	L	0	1	7.27	4	0	0	0	0	2	0	1	8.2	6	7	7	0	1	6	0	6	.188	0	0	1	39
55	Vasquez, A	STP	L	3	0	3.21	22	0	0	0	10	2	0	0	28.0	11	11	10	2	9	16	0	49	.117	0	0	0	119
13	Vincent, N	RR	R	0	0	4.11	15	0	0	0	3	3	0	0	15.1	18	10	7	1	0	7	0	22	.273	1	0	0	74
13	Vincent, N	STP	R	0	0	4.26	5	0	0	0	4	0	3	3	6.1	6	4	3	1	0	1	0	9	.250	0	1	0	26
13	Vincent, N	2 Teams	R	0	0	4.15	20	0	0	0	7	3	3	3	21.2	24	14	10	2	0	8	0	31	.267	1	1	0	100
52	Whalen, R	STP	R	0	4	9.95	7	4	0	0	3	0	2	2	19.0	26	22	21	3	1	13	0	15	.325	2	0	1	95
40	Winder, J	STP	R	1	0	3.52	2	2	0	0	0	0	0	0	7.2	3	3	3	1	0	3	0	10	.115	0	0	0	29
		STP		28	29	4.81	57	57	0	2	57	18	13	21	499.1	495	287	267	56	32	232	0	528	.256	32	3	37	2214
		OPP		29	28	4.30	57	57	1	1	56	17	9	12	499.2	443	266	239	81	27	205	7	581	.235	26	2	44	2131

Triple-A East Standings - 2021 - Regular Season

AAA-E Northeast	W	L	PCT	GB	L10	STRK	HOME	ROAD	RS	RA	DIFF
Scranton/WB	37	19	.661	-	4-6	W1	18-9	19-10	312	223	89
Worcester	34	23	.596	3.5	5-5	L1	19-10	15-13	296	272	24
Buffalo	33	24	.579	4.5	5-5	L2	18-12	15-12	276	212	64
Lehigh Valley	25	33	.431	13.0	4-6	W1	13-15	12-18	238	305	-67
Rochester	25	33	.431	13.0	5-5	W2	13-16	12-17	266	279	-13
Syracuse	18	40	.310	20.0	5-5	L1	7-22	11-18	256	353	-97
AAA-E Southeast	W	L	PCT	GB	L10	STRK	HOME	ROAD	RS	RA	DIFF
Durham	39	18	.684	-	8-2	W1	19-10	20-8	337	208	129
Nashville	36	22	.621	3.5	5-5	L1	19-11	17-11	309	258	51
Jacksonville	30	27	.526	9.0	3-7	W1	11-17	19-10	255	280	-25
Gwinnett	26	33	.441	14.0	3-7	W1	16-13	10-20	288	257	31
Charlotte	25	32	.439	14.0	6-4	L1	15-14	10-18	294	321	-27
Norfolk	24	31	.436	14.0	4-6	L1	13-14	11-17	249	292	-43
Memphis	22	36	.379	17.5	4-6	W1	14-16	8-20	233	326	-93
AAA-E Midwest	W	L	PCT	GB	L10	STRK	HOME	ROAD	RS	RA	DIFF
Omaha	36	21	.632	-	4-6	W1	21-7	15-14	331	285	46
Toledo	32	25	.561	4.0	7-3	L1	20-9	12-16	301	248	53
Indianapolis	29	29	.500	7.5	4-6	W1	16-8	13-21	251	254	-3
St. Paul	28	29	.491	8.0	7-3	L1	13-16	15-13	266	287	-21
Columbus	27	31	.466	9.5	4-6	L1	13-16	14-15	265	310	-45
Louisville	24	33	.421	12.0	6-4	L1	14-13	10-20	234	258	-24
Iowa	22	33	.400	13.0	5-5	W1	11-21	11-12	262	291	-29

Wichita Wind Surge (32-27) 5, Northwest Arkansas Naturals (31-26) 4
Jul 10th, 2021

	1	2	3	4	5	6	7	8	9	R	H	E
NW Arkansas	0	0	0	0	0	0	0	0	4	4	9	1
Wichita	0	0	0	0	0	0	0	5	x	5	6	1

NW Arkansas	AB	R	H	RBI	BB	SO	LOB	AVG	Wichita	AB	R	H	RBI	BB	SO	LOB	AVG
Dungan, SS	4	0	2	0	0	1	2	.300	Steer, SS	3	1	0	0	1	0	0	.227
Blanco, LF	4	1	1	0	0	0	3	.265	Boyd, LF	4	1	2	4	0	0	1	.270
Melendez, DH	4	0	1	0	0	1	3	.269	Bechtold, 3B	4	1	2	1	0	1	1	.231
Hicklen, RF	4	1	1	0	0	3	3	.211	Cabbage, RF	4	0	0	0	0	4	2	.212
Bewley, 3B	4	1	1	1	0	1	1	.235	Burt, CF	4	0	0	0	0	3	1	.222
Perkins, B, CF	4	1	1	2	0	0	0	.172	Hamilton, C, 1B	3	0	0	0	0	1	1	.204
Merrell, 2B	4	0	1	1	0	0	0	.129	Santiago, 2B	3	1	1	0	0	0	0	.226
Carrasco, 1B	4	0	1	0	0	1	1	.229	Williams, C	3	1	1	0	0	1	0	.263
Cropley, C	3	0	0	0	0	1	3	.229	Cabrera, L, DH	2	0	0	0	0	1	0	.268
Parrish, P	0	0	0	0	0	0	0	.000	Balazovic, P	0	0	0	0	0	0	0	.000
Garcia, P	0	0	0	0	0	0	0	.000	Neff, P	0	0	0	0	0	0	0	.000
Totals	35	4	9	4	0	8	16	.259	Phillips, P	0	0	0	0	0	0	0	.000
									Totals	30	5	6	5	1	11	6	.255

BATTING

2B : Perkins, B (4, Phillips).
TB : Bewley; Blanco; Carrasco; Dungan 2; Hicklen; Melendez; Merrell; Perkins, B 2.
RBI : Bewley (17); Merrell (2); Perkins, B 2 (6).
Runners left in scoring position, 2 out : Cropley; Hicklen.
GIDP : Bewley.
Team RISP : 2-for-5.
Team LOB : 4.

BASERUNNING

SB : Merrell (3, 2nd base off Balazovic/Williams); Blanco (22, 2nd base off Balazovic/Williams).
CS : Dungan (4, 2nd base by Neff/Williams).

FIELDING

E : Dungan (3, fielding).

BATTING

HR : Boyd (4, 8th inning off Garcia, 3 on, 1 out); Bechtold (9, 8th inning off Garcia, 0 on, 1 out).
TB : Bechtold 5; Boyd 5; Santiago; Williams.
RBI : Bechtold (22); Boyd 4 (20).
SAC : Cabrera, L.
Team RISP : 1-for-1.
Team LOB : 3.

FIELDING

E : Boyd (1, fielding).
DP : (Steer-Santiago-Hamilton, C).

NW Arkansas	IP	H	R	ER	BB	SO	HR	ERA	Wichita	IP	H	R	ER	BB	SO	HR	ERA
Parrish	7.0	2	0	0	0	9	0	4.33	Balazovic	6.0	5	0	0	0	7	0	3.56
Garcia (L, 2-1)	1.0	4	5	5	1	2	2	4.86	Neff (W, 5-2)	2.0	0	0	0	0	1	0	1.88
Totals	8.0	6	5	5	1	11	2	4.51	Phillips	1.0	4	4	4	0	0	0	5.01
									Totals	9.0	9	4	4	0	8	0	4.09

IBB : Steer (by Garcia).
Pitches-strikes : Parrish 84-63; Garcia 23-17; Balazovic 96-62; Neff 25-15; Phillips 24-18.
Groundouts-flyouts : Parrish 6-6; Garcia 1-0; Balazovic 3-6; Neff 3-2; Phillips 2-1.
Batters faced : Parrish 24; Garcia 8; Balazovic 22; Neff 6; Phillips 7.
Umpires : HP: Trevor Dannegger. 1B: Alex Nash. 3B: Mark Wagers.
Official Scorer : Cheryl Weber
Weather : 86 degrees, Partly Cloudy
Wind : 12 mph, L To R
First pitch : 6:08 PM
T : 2:31
Att : 5,360
Venue : Riverfront Stadium
July 10, 2021

Wichita Wind Surge Hitting - 2021- Regular Season - All Players

#	Player	Team	B	AVG	G	AB	R	H	TB	2B	3B	HR	RBI	BB	IBB	SO	SB	CS	OBP	SLG	OPS	PA	SAC	SF	HBP	GIDP	E
9	Bañuelos, D	WCH	R	.185	15	54	7	10	12	2	0	0	4	3	0	19	0	0	.237	.222	.460	59	0	1	1	1	1
5	Bechtold, A	WCH	R	.231	53	186	25	43	81	11	0	9	22	27	0	69	1	1	.333	.435	.769	216	0	1	2	1	7
45	Boyd, B	WCH	L	.270	34	122	22	33	55	8	1	4	20	16	0	26	3	0	.366	.451	.817	142	0	1	3	3	1
9	Burt, D	AMA	R	.200	11	35	3	7	8	1	0	0	0	4	0	12	2	1	.282	.229	.511	39	0	0	0	0	1
9	Burt, D	WCH	R	.263	6	19	3	5	8	0	0	1	3	3	0	6	1	3	.364	.421	.785	22	0	0	0	1	0
9	Burt, D	2 Teams	R	.222	17	54	6	12	16	1	0	1	3	7	0	18	3	4	.311	.296	.608	61	0	0	0	1	1
12	Cabbage, T	WCH	L	.212	14	52	6	11	19	2	0	2	8	5	0	27	0	0	.293	.365	.658	58	0	0	1	0	1
17	Cabrera, L	WCH	R	.268	12	41	6	11	16	2	0	1	6	3	0	14	1	0	.318	.390	.708	45	1	0	0	3	1
1	Celestino, G	WCH	R	.250	21	84	10	21	32	5	0	2	7	11	0	24	0	1	.344	.381	.725	96	0	0	1	1	0
1	Contreras, M	WCH	L	.269	19	67	10	18	30	4	1	2	11	9	0	22	3	0	.355	.448	.803	76	0	0	0	1	0
15	De La Trinidad, E	WCH	L	.319	40	144	21	46	73	8	2	5	26	11	0	29	1	0	.398	.507	.904	167	0	2	9	0	2
12	Encarnacion, Y	WCH	L	.125	14	48	5	6	7	1	0	0	7	6	0	16	2	1	.218	.146	.364	55	0	1	0	1	2
20	Garland, N	WCH	R	.200	4	10	1	2	5	0	0	1	1	0	0	5	0	0	.200	.500	.700	10	0	0	0	0	0
8	Hamilton, C	WCH	R	.204	44	137	18	28	49	6	0	5	18	31	0	58	3	0	.353	.358	.711	170	0	1	1	1	6
21	Johnson, S	WCH	L	.107	11	28	6	3	5	2	0	0	3	6	0	7	1	0	.306	.179	.484	36	0	0	2	1	0
8	Kerrigan, J	WCH	R	.125	2	8	0	1	3	0	1	0	0	0	0	3	0	0	.125	.375	.500	8	0	0	0	0	0
22	Miranda, J	WCH	R	.345	47	194	36	67	114	8	0	13	38	17	2	25	4	2	.408	.588	.996	218	0	2	5	5	4
11	Mooney, P	WCH	L	.163	36	129	11	21	29	0	1	2	12	14	0	31	1	1	.245	.225	.470	143	0	0	0	3	3
25	Morales, R	WCH	R	.277	36	130	16	36	39	3	0	0	13	21	0	24	2	1	.377	.300	.678	151	0	0	0	7	5
4	Palacios, J	WCH	R	.274	56	212	34	58	97	9	0	10	26	29	0	59	8	4	.372	.458	.830	247	0	1	5	6	12
20	Santiago, W	WCH	L	.226	11	31	5	7	11	1	0	1	3	0	0	1	0	0	.226	.355	.581	31	0	0	0	0	0
22	Steer, S	WCH	R	.227	11	44	7	10	22	0	0	4	8	5	1	13	0	0	.300	.500	.800	50	0	1	0	0	2
21	Tomscha, D	WCH	R	.250	5	16	4	4	5	1	0	0	3	2	0	6	1	0	.368	.313	.681	19	0	0	1	1	0
2	Whitefield, A	WCH	R	.287	55	209	32	60	84	8	2	4	32	24	1	58	16	10	.356	.402	.758	237	1	3	0	5	2
1	Williams, C	WCH	R	.263	7	19	3	5	8	1	1	0	1	7	0	7	0	0	.481	.421	.902	27	0	0	1	0	1
	WCH			.255	59	1984	288	506	804	82	9	66	272	250	4	549	48	24	.346	.405	.751	2283	2	14	32	41	58
	OPP			.232	59	1965	273	455	745	65	9	69	249	225	1	632	69	23	.321	.379	.700	2245	4	8	39	32	

Wichita Wind Surge Pitching - 2021- Regular Season - All Players

#	Player	Team	T	W	L	ERA	G	GS	CG	SHO	GF	HLD	SV	SVO	IP	H	R	ER	HR	HB	BB	IBB	SO	AVG	WP	BK	GIDP	TBF
31	Balazovic, J	WCH	R	1	1	3.56	7	7	0	0	0	0	0	0	30.1	31	12	12	3	4	8	0	40	.254	1	0	2	134
30	Cano, Y	WCH	R	3	1	1.47	12	0	0	0	9	0	1	2	18.1	17	7	3	1	1	5	1	28	.227	0	0	1	81
44	Chalmers, D	TNS	R	0	0	0.00	4	3	0	0	0	1	0	0	9.2	4	0	0	0	0	4	0	14	.114	0	0	0	39
44	Chalmers, D	WCH	R	0	0	9.49	5	2	0	0	0	0	0	1	12.1	10	15	13	5	1	15	0	13	.217	0	0	1	63
44	Chalmers, D	2 Teams	R	0	0	5.32	9	5	0	0	0	1	0	1	22.0	14	15	13	5	1	19	0	27	.173	0	0	1	102
12	Cheshire, J	WCH	R	0	0	4.50	2	0	0	0	1	0	0	0	2.0	4	1	1	0	0	3	0	2	.500	0	0	0	11
48	Faucher, C	WCH	R	1	1	8.10	17	0	0	0	3	0	1	1	26.2	36	29	24	6	1	20	0	37	.321	4	0	3	134
21	García, J	WCH	R	1	2	5.73	7	5	0	0	1	0	0	0	22.0	26	16	14	3	3	12	0	27	.299	1	0	3	103
17	Hackimer, T	BNG	R	0	0	1.04	6	0	0	0	3	1	1	2	8.2	4	1	1	0	3	2	0	8	.143	1	0	2	33
17	Hackimer, T	WCH	R	2	0	0.00	4	0	0	0	1	1	0	0	7.1	5	0	0	0	2	1	0	11	.200	0	0	0	28
17	Hackimer, T	2 Teams	R	2	0	0.56	10	0	0	0	4	2	1	2	16.0	9	1	1	0	5	3	0	19	.170	1	0	2	61
46	Koch, B	WCH	R	1	0	4.73	9	0	0	0	2	1	1	2	13.1	13	9	7	2	3	6	0	14	.260	1	0	2	60
50	Lau, A	POR	R	1	0	4.50	7	0	0	0	1	0	0	0	8.0	8	5	4	2	0	3	0	10	.258	0	0	0	34
50	Lau, A	WCH	R	1	0	7.00	7	0	0	0	3	0	0	1	9.0	9	7	7	2	3	4	0	5	.250	0	0	1	43
50	Lau, A	2 Teams	R	2	0	5.82	14	0	0	0	4	0	0	1	17.0	17	12	11	4	3	7	0	15	.254	0	0	1	77
35	Lujan, H	WCH	R	3	1	2.49	12	0	0	0	3	1	0	0	25.1	13	7	7	5	2	7	0	26	.149	1	0	1	96
39	Mason, R	WCH	R	3	2	2.76	19	0	0	0	11	0	2	2	29.1	28	14	9	3	4	13	0	30	.248	3	0	1	131
41	Milbrath, J	WCH	R	0	0	10.00	6	0	0	0	1	0	0	1	9.0	8	11	10	0	0	14	0	12	.242	4	0	0	47
	Mitchell, J	WCH	L	1	1	4.05	4	0	0	0	3	0	1	1	6.2	6	5	3	1	0	1	0	4	.231	0	0	0	28
25	Morales, R	WCH	R	0	0	0.00	1	0	0	0	1	0	0	0	0.1	1	0	0	0	0	0	0	0	.500	0	0	0	2
18	Moran, J	WCH	L	2	1	1.75	19	0	0	0	7	2	2	2	36.0	13	7	7	3	0	11	0	60	.109	1	0	2	130
13	Neff, Z	WCH	L	5	2	1.88	14	0	0	0	6	0	2	2	24.0	12	6	5	4	1	4	0	31	.143	1	1	0	92
40	Phillips, A	WCH	R	1	3	5.01	19	0	0	0	7	3	0	2	32.1	31	19	18	4	1	9	0	36	.246	1	0	2	137
57	Salinas, J	WCH	R	0	0	13.50	6	0	0	0	0	1	0	0	6.2	10	10	10	5	2	8	0	4	.345	0	0	1	39
36	Sammons, B	WCH	L	0	3	6.32	7	7	0	0	0	0	0	0	31.1	28	23	22	9	5	13	0	38	.248	2	0	3	133
26	Sands, C	WCH	R	0	0	2.84	7	7	0	0	0	0	0	0	31.2	22	13	10	1	1	18	0	42	.190	0	0	1	137
24	Schulfer, A	WCH	R	2	5	4.35	12	12	0	0	0	0	0	0	51.2	55	31	25	2	4	20	0	44	.268	4	0	7	230
32	Vallimont, C	WCH	R	2	4	3.96	9	9	0	0	0	0	0	0	38.2	34	17	17	4	0	22	0	61	.231	3	1	0	169
38	Whalen, R	WCH	R	0	0	9.00	1	0	0	0	0	0	0	0	2.0	2	2	2	1	1	1	0	2	.286	0	0	0	9
36	Winder, J	WCH	R	3	0	1.98	10	10	0	0	0	0	0	0	54.2	41	12	12	5	0	10	0	65	.208	2	0	1	208
	WCH			32	27	4.09	59	59	0	5	59	9	10	17	521.0	455	273	237	69	39	225	1	632	.232	29	2	32	2245
	OPP			27	32	4.56	59	59	0	3	59																	

Double-A Central Standings - 2021 - Regular Season

AA-C North	W	L	PCT	GB	L10	STRK	HOME	ROAD	RS	RA	DIFF
NW Arkansas	31	26	.544	-	7-3	L1	9-14	22-12	337	269	68
Wichita	32	27	.542	-	4-6	W1	14-15	18-12	288	273	15
Arkansas	31	27	.534	0.5	7-3	W2	17-11	14-16	261	244	17
Tulsa	31	27	.534	0.5	3-7	W1	17-13	14-14	277	248	29
Springfield	22	37	.373	10.0	6-4	L1	14-21	8-16	281	397	-116
AA-C South	W	L	PCT	GB	L10	STRK	HOME	ROAD	RS	RA	DIFF
Frisco	37	22	.627	-	4-6	L2	25-11	12-11	280	228	52
Midland	29	30	.492	8.0	7-3	W6	13-11	16-19	295	295	0
San Antonio	28	29	.491	8.0	5-5	L1	14-13	14-16	279	277	2
Amarillo	25	32	.439	11.0	4-6	W1	12-12	13-20	270	315	-45
Corpus Christi	25	34	.424	12.0	2-8	L5	15-20	10-14	276	298	-22

Cedar Rapids Kernels (33-26) 8, Peoria Chiefs (22-37) 2
Jul 10th, 2021

	1	2	3	4	5	6	7	8	9	R	H	E
Peoria	0	2	0	0	0	0	0	0	0	2	4	1
Cedar Rapids	0	0	0	0	2	2	3	1	x	8	11	1

	AB	R	H	RBI	BB	SO	LOB	AVG		AB	R	H	RBI	BB	SO	LOB	AVG
Peoria									Cedar Rapids								
Reichenborn, CF	4	0	0	0	0	3	1	.206	Julien, 2B	3	2	1	1	2	0	0	.216
Torres, RF	4	0	0	0	0	1	1	.264	Isola, C	5	1	2	0	0	0	1	.232
Whalen, 1B	4	0	0	0	0	0	1	.257	Gray, 3B	4	0	2	1	1	1	1	.239
Cedeno, L, LF	3	0	1	0	0	1	0	.258	Javier, DH	3	0	1	1	0	2	2	.217
Redmond, DH	3	1	0	0	1	1	3	.237	Keirse, CF	3	1	0	1	1	1	5	.196
Castillo, SS	3	1	2	2	0	0	0	.259	Schmidt, 1B	4	1	1	0	0	1	4	.273
Richardson, C	4	0	0	0	0	2	2	.183	Smith, LF	3	2	2	2	1	1	0	.263
Hernandez, 2B	3	0	0	0	0	3	1	.197	Maciel, RF	4	1	1	1	0	0	1	.256
Diaz, I, 3B	3	0	1	0	0	0	1	.245	Ozoria, SS	4	0	1	0	0	2	2	.204
Trogrlic-Iverson, P	0	0	0	0	0	0	0	.000	Olsen, P	0	0	0	0	0	0	0	.000
Solano, P	0	0	0	0	0	0	0	.000	Manoah Jr., P	0	0	0	0	0	0	0	.000
Schwendel, P	0	0	0	0	0	0	0	.000	Gore, P	0	0	0	0	0	0	0	.000
Totals	31	2	4	2	1	11	10	.243	Totals	33	8	11	7	5	8	16	.233

BATTING

2B : Castillo (8, Olsen).
HR : Castillo (4, 2nd inning off Olsen, 1 on, 1 out).
TB : Castillo 6; Cedeno, L; Diaz, I.
RBI : Castillo 2 (27).
Runners left in scoring position, 2 out : Redmond; Diaz, I.
GIDP : Redmond.
Team RISP : 0-for-4.
Team LOB : 5.

FIELDING

E : Reichenborn (4, throw).

BATTING

2B : Julien (3, Trogrlic-Iverson).
3B : Maciel (2, Trogrlic-Iverson).
HR : Smith (3, 7th inning off Schwendel, 1 on, 2 out).
TB : Gray 2; Isola 2; Javier; Julien 2; Maciel 3; Ozoria; Schmidt; Smith 5.
RBI : Gray (30); Javier (34); Julien (6); Keirse (8); Maciel (9); Smith 2 (11).
2-out RBI : Smith 2.
Runners left in scoring position, 2 out : Schmidt 3; Ozoria; Keirse 3.
SF : Javier.
Team RISP : 4-for-15.
Team LOB : 9.

BASERUNNING

SB : Keirse (6, 2nd base off Solano/Richardson).
CS : Ozoria (1, 2nd base by Trogrlic-Iverson/Richardson).

FIELDING

E : Julien (2, throw).
DP : (Julien-Ozoria-Schmidt).

	IP	H	R	ER	BB	SO	HR	ERA		IP	H	R	ER	BB	SO	HR	ERA
Peoria									Cedar Rapids								
Trogrlic-Iverson (L, 3-3)	5.0	7	4	4	4	2	0	5.19	Olsen	5.2	3	2	2	1	5	1	3.59
Solano	1.2	1	2	2	0	3	0	7.71	Manoah Jr. (W, 1-0)	2.1	1	0	0	0	3	0	0.00
Schwendel	1.1	3	2	2	1	3	1	1.86	Gore	1.0	0	0	0	0	3	0	2.95
Totals	8.0	11	8	8	5	8	1	5.69	Totals	9.0	4	2	2	1	11	1	3.62

Trogrlic-Iverson pitched to 2 batters in the 6th.

WP : Schwendel; Olsen.

HBP : Cedeno, L (by Olsen); Castillo (by Gore); Javier (by Trogrlic-Iverson); Keirse (by Solano).

Pitches-strikes : Trogrlic-Iverson 88-56; Solano 28-20; Schwendel 31-18; Olsen 82-50; Manoah Jr. 33-20; Gore 14-10.

Groundouts-flyouts : Trogrlic-Iverson 7-4; Solano 2-0; Schwendel 0-0; Olsen 9-1; Manoah Jr. 1-3; Gore 0-0.

Batters faced : Trogrlic-Iverson 26; Solano 7; Schwendel 8; Olsen 22; Manoah Jr. 8; Gore 4.

Inherited runners-scored : Solano 1-1; Schwendel 2-2; Manoah Jr. 2-0.

Umpires : HP: Kevin Levine. 2B: Kyle Stutz.

Official Scorer : Steve Meyer

Weather : 67 degrees, Cloudy

Wind : 8 mph, R To L

First pitch : 6:36 PM

T : 2:42

Att : 2,454

Venue : Perfect Game Field

July 10, 2021

Cedar Rapids Kernels Hitting - 2021 - Regular Season - All Players

#	Player	Team	B	AVG	G	AB	R	H	TB	2B	3B	HR	RBI	BB	IBB	SO	SB	CS	OBP	SLG	OPS	PA	SAC	SF	HBP	GIDP	E
25	Cabbage, T	CR	L	.266	40	143	21	38	77	10	1	9	33	16	1	50	4	0	.342	.538	.880	161	0	1	1	1	3
38	Cabrera, L	CR	R	.194	14	36	8	7	14	1	0	2	6	13	0	17	0	0	.408	.389	.797	49	0	0	0	0	0
17	Camargo, J	CR	R	.207	42	150	21	31	69	5	0	11	27	9	0	62	1	0	.259	.460	.719	162	0	1	2	3	8
4	Encarnacion, Y	CR	L	.135	11	37	1	5	5	0	0	0	3	1	0	13	0	0	.158	.135	.293	38	0	0	0	0	2
18	Gray, S	CR	L	.239	57	213	37	51	77	6	1	6	30	33	0	68	3	0	.366	.362	.727	257	0	1	10	3	6
5	Hall, A	CR	R	.000	2	1	0	0	0	0	0	0	1	0	0	0	0	0	.000	.000	.000	1	0	0	0	0	0
2	Helman, M	CR	R	.217	52	175	25	38	72	10	0	8	29	23	1	41	8	3	.310	.411	.721	200	0	1	1	2	2
9	Isola, A	CR	R	.232	46	151	22	35	63	7	0	7	21	32	1	40	0	0	.370	.417	.787	184	0	0	1	2	8
19	Javier, W	CR	R	.217	54	207	31	45	87	10	4	8	34	17	0	76	0	2	.286	.420	.706	231	0	3	4	4	12
25	Julien, E	CR	L	.216	11	37	7	8	17	3	0	2	6	13	0	9	3	0	.412	.459	.871	51	0	1	0	0	2
24	Keirse, D	CR	L	.196	16	46	7	9	17	3	1	1	8	11	0	18	6	0	.373	.370	.742	59	0	0	2	0	0
8	Maciel, G	CR	S	.256	38	125	17	32	41	2	2	1	9	13	0	22	13	1	.329	.328	.657	140	0	1	1	4	0
1	Ozoria, D	CR	S	.204	20	54	7	11	13	2	0	0	1	1	0	15	4	1	.232	.241	.473	56	0	0	1	0	6
5	Schmidt, K	CR	R	.273	4	11	2	3	3	0	0	0	0	4	0	1	0	1	.500	.273	.773	16	0	0	1	0	1
35	Smith, M	CR	L	.263	31	99	18	26	41	6	0	3	11	14	0	38	2	0	.360	.414	.774	114	0	0	1	1	0
	Snyder, G	CR	L	.230	35	126	26	29	59	8	2	6	14	24	0	37	3	0	.362	.468	.830	152	0	0	2	1	5
4	Steer, S	CR	R	.274	45	168	37	46	85	7	1	10	24	35	0	32	4	4	.409	.506	.915	208	0	1	4	1	5
	Wallner, M	CR	L	.333	17	66	8	22	41	3	2	4	14	5	0	28	0	0	.384	.621	1.005	73	0	1	1	0	1
5	Williams, C	CR	R	.100	17	50	4	5	8	3	0	0	0	13	0	27	1	0	.286	.160	.446	63	0	0	0	0	1
	CR			.233	59	1895	299	441	789	86	14	78	271	277	3	594	52	12	.339	.416	.755	2215	0	11	32	22	65
	OPP			.213	59	1886	252	402	593	67	14	32	217	232	1	627	76	15	.311	.314	.626	2187	8	16	44	28	

Cedar Rapids Kernels Pitching - 2021 - Regular Season - All Players

#	Player	Team	T	W	L	ERA	G	GS	CG	SHO	GF	HLD	SV	SVO	IP	H	R	ER	HR	HB	BB	IBB	SO	AVG	WP	BK	GIDP	TBF
22	Acosta, M	CR	R	0	1	4.18	19	0	0	0	11	1	4	4	32.1	30	17	15	2	2	8	0	35	.240	5	0	1	137
13	Beck, T	CR	R	1	1	1.93	10	7	0	0	1	0	0	0	37.1	24	10	8	0	2	12	0	41	.179	3	2	1	148
15	Cabezas, A	CR	R	2	1	3.13	8	7	0	0	0	0	0	0	37.1	28	15	13	5	3	14	0	40	.203	2	2	2	155
40	Canterino, M	CR	R	1	0	1.00	4	4	0	0	0	0	0	0	18.0	10	3	2	1	0	3	0	35	.154	4	0	0	68
	Cheshire, J	CR	R	3	3	4.41	13	0	0	0	6	0	0	0	16.1	14	10	8	1	3	7	0	14	.226	2	1	1	73
4	Encarnacion, Y	CR	R	0	0	13.50	2	0	0	0	2	0	0	0	1.1	3	2	2	1	0	0	0	1	.429	0	0	0	7
	Enlow, B	CR	R	1	1	1.84	3	3	0	0	0	0	0	0	14.2	13	4	3	1	0	6	0	23	.250	1	0	0	59
27	Featherstone, Z	CR	L	2	2	3.16	20	0	0	0	13	0	3	4	25.2	16	15	9	2	1	21	0	46	.178	5	0	3	113
16	Funderburk, K	CR	L	1	3	3.18	11	10	0	0	1	0	1	1	45.1	33	19	16	1	3	21	0	59	.199	5	0	1	192
11	Gore, J	CR	R	5	1	2.95	19	0	0	0	5	3	1	4	39.2	21	13	13	2	6	17	0	58	.156	6	0	3	159
44	Griffith, O	CR	R	4	3	6.35	19	1	0	0	12	0	1	4	28.1	33	22	20	2	2	13	0	38	.284	1	0	1	132
47	Gross, B	CR	R	3	0	2.76	10	10	0	0	0	0	0	0	45.2	42	22	14	4	1	16	0	53	.232	2	0	1	198
36	Koch, B	CR	R	0	0	0.00	1	0	0	0	0	0	0	0	1.0	0	0	0	0	0	1	0	2	.000	0	0	0	4
20	Laweryson, C	CR	R	0	1	5.17	5	5	0	0	0	0	0	0	15.2	17	12	9	2	1	6	0	20	.279	1	0	2	69
30	Manoah Jr., E	CR	R	1	0	0.00	4	0	0	0	0	1	0	0	7.1	3	0	0	0	2	1	0	6	.130	0	0	2	26
23	Molina, D	CR	R	5	1	4.76	16	0	0	0	1	1	0	1	34.0	27	20	18	3	3	15	0	46	.218	4	0	3	142
48	Olsen, J	CR	R	0	3	3.59	10	8	0	0	1	0	0	1	42.2	33	17	17	3	4	21	0	37	.219	6	0	3	180
1	Ozoria, D	CR	R	0	0	22.50	3	0	0	0	2	0	0	0	2.0	3	5	5	0	0	3	0	1	.333	0	0	0	12
37	Palm, T	CR	R	1	4	7.52	12	0	0	0	1	0	0	1	20.1	18	23	17	1	6	18	0	23	.237	5	0	0	105
39	Rijo, L	CR	R	0	0	0.00	1	1	0	0	0	0	0	0	1.0	0	0	0	0	0	2	0	2	.000	0	0	0	5
36	Shreve, R	CR	R	2	1	1.88	7	0	0	0	1	0	0	1	14.1	6	4	3	0	0	8	1	20	.125	0	0	1	58
35	Smith, M	CR	R	0	0	9.00	1	0	0	0	1	0	0	0	1.0	1	1	1	0	0	2	0	1	.333	0	0	0	6
	Snyder, G	CR	L	0	0	--	1	0	0	0	0	0	0	0	0.0	3	5	5	0	0	2	0	0	1.000	0	0	0	5
21	Watson, T	CR	L	1	0	2.45	12	3	0	0	1	1	0	0	29.1	23	13	8	1	5	15	0	25	.215	3	1	3	130
32	Williams, B	CR	R	0	0	0.00	1	0	0	0	0	0	0	0	1.0	1	0	0	0	0	0	0	1	.250	0	0	0	4
	CR			33	26	3.62	59	59	0	6	59	7	10	21	511.2	402	252	206	32	44	232	1	627	.213	55	6	28	2187
	OPP			26	33	4.97	59	59	0	1	59	5	12	21	503.0	441	299	278	78	32	277	3	594	.233	49	5	22	2215

High-A Central Standings - 2021 - Regular Season

A+C East	W	L	PCT	GB	L10	STRK	HOME	ROAD	RS	RA	DIFF
Dayton	34	24	.586	-	6-4	L1	19-10	15-14	282	281	1
Lake County	32	27	.542	2.5	6-4	L1	18-6	14-21	264	271	-7
Great Lakes	31	28	.525	3.5	6-4	L4	13-16	18-12	326	273	53
Lansing	29	30	.492	5.5	7-3	W4	14-16	15-14	269	271	-2
West Michigan	26	31	.456	7.5	3-7	W1	13-10	13-21	263	262	1
Fort Wayne	25	33	.431	9.0	2-8	W1	15-19	10-14	279	325	-46
A+C West	W	L	PCT	GB	L10	STRK	HOME	ROAD	RS	RA	DIFF
Quad Cities	38	19	.667	-	7-3	W2	18-5	20-14	349	248	101
Cedar Rapids	33	26	.559	6.0	6-4	W6	23-12	10-14	299	252	47
Beloit	28	31	.475	11.0	5-5	W2	14-16	14-15	316	336	-20
Wisconsin	27	31	.466	11.5	4-6	L2	15-14	12-17	329	333	-4
South Bend	25	33	.431	13.5	5-5	L2	17-17	8-16	262	312	-50
Peoria	22	37	.373	17.0	3-7	L5	13-17	9-20	280	354	-74

St. Lucie Mets (31-28) 2, Fort Myers Mighty Mussels (33-26) 1
Jul 10th, 2021

	1	2	3	4	5	6	7	8	9	R	H	E
Fort Myers	0	0	0	0	0	0	1	0	0	1	7	0
St. Lucie	2	0	0	0	0	0	0	0	x	2	3	1

Fort Myers	AB	R	H	RBI	BB	SO	LOB	AVG	St. Lucie	AB	R	H	RBI	BB	SO	LOB	AVG
Urbina, LF	4	0	1	0	0	2	0	.213	Palmer, 3B	3	1	1	0	0	1	1	.253
Cavaco, SS	3	0	0	0	1	3	1	.266	Fermin, SS	3	0	0	0	0	2	1	.143
Sabato, 1B	3	0	2	0	1	1	0	.194	Fargas, CF	3	1	1	2	0	0	0	.273
Morales, C	4	0	1	0	0	1	2	.237	Peroza, 1B	3	0	0	0	0	2	0	.251
Holland, 3B	4	1	1	0	0	2	4	.189	Ramirez, RF	1	0	0	0	2	1	0	.248
Feliz, J, DH	4	0	1	0	0	0	1	.158	Suozzi, DH	3	0	0	0	0	2	1	.292
Garry Jr., RF	3	0	1	1	1	2	1	.201	Mcllwain, LF	3	0	1	0	0	1	0	.228
Santana, R, 2B	4	0	0	0	0	1	1	.205	Walters, 2B	3	0	0	0	0	0	1	.235
Washington, CF	3	0	0	0	0	1	1	.174	O'Neill, C	2	0	0	0	1	1	0	.197
Milacki, P	0	0	0	0	0	0	0	.000	Ginn, P	0	0	0	0	0	0	0	.000
German, P	0	0	0	0	0	0	0	.000	Clenney, P	0	0	0	0	0	0	0	.000
Totals	32	1	7	1	3	13	11	.222	Montas, P	0	0	0	0	0	0	0	.000
									Taveras, W, P	0	0	0	0	0	0	0	.000
									Totals	24	2	3	2	3	10	4	.241

BATTING

2B : Urbina (5, Ginn); Garry Jr. (3, Clenney).

TB : Feliz, J; Garry Jr. 2; Holland; Morales; Sabato 2; Urbina 2.

RBI : Garry Jr. (14).

Runners left in scoring position, 2 out : Holland 2.

Team RISP : 2-for-4.

Team LOB : 7.

BASERUNNING

SB : Holland (4, 2nd base off Clenney/O'Neill).

CS : Urbina (3, 3rd base by Ginn/O'Neill); Garry Jr. (5, 3rd base by Clenney/O'Neill).

FIELDING

DP : 2 (Santana, R-Sabato; Cavaco-Santana, R-Sabato).

BATTING

HR : Fargas (3, 1st inning off Milacki, 1 on, 1 out).

TB : Fargas 4; Mcllwain; Palmer.

RBI : Fargas 2 (6).

GIDP : Palmer; Walters.

Team RISP : 1-for-1.

Team LOB : 1.

BASERUNNING

CS : Ramirez (4, 2nd base by German/Morales).

FIELDING

E : Fermin (1, fielding).

Fort Myers	IP	H	R	ER	BB	SO	HR	ERA	St. Lucie	IP	H	R	ER	BB	SO	HR	ERA
Milacki (L, 0-1)	5.0	3	2	2	2	5	1	4.22	Ginn (W, 2-1)	6.0	4	0	0	1	10	0	2.48
German	3.0	0	0	0	1	5	0	2.27	Clenney (H, 1)	1.0	2	1	1	0	1	0	1.69
Totals	8.0	3	2	2	3	10	1	3.85	Montas (H, 2)	1.0	1	0	0	2	1	0	1.02
									Taveras, W (S, 4)	1.0	0	0	0	0	1	0	3.33
									Totals	9.0	7	1	1	3	13	0	4.79

Pitches-strikes : Milacki 86-49; German 43-27; Ginn 86-59; Clenney 20-12; Montas 31-18; Taveras, W 7-5.

Groundouts-flyouts : Milacki 6-0; German 2-1; Ginn 5-1; Clenney 0-1; Montas 0-0; Taveras, W 0-2.

Batters faced : Milacki 18; German 9; Ginn 22; Clenney 4; Montas 6; Taveras, W 3.

Umpires : HP: Jon-Tyler Shaw. 1B: Kenny Jackson.

Official Scorer : Bill Whitehead

Weather : 78 degrees, Overcast

Wind : 8 mph, Out To RF

First pitch : 6:13 PM

T : 2:32

Att : 1,265

Venue : Clover Park

July 10, 2021

Fort Myers Mighty Mussels Hitting - 2021 - Regular Season - All Players

#	Player	Team	B	AVG	G	AB	R	H	TB	2B	3B	HR	RBI	BB	IBB	SO	SB	CS	OBP	SLG	OPS	PA	SAC	SF	HBP	GIDP	E
21	Anderson, N	FTM	R	.143	17	42	5	6	10	2	1	0	5	7	0	15	2	1	.275	.238	.513	52	1	1	1	2	0
44	Bentley, D	FTM	L	.000	1	0	0	0	0	0	0	0	0	0	0	0	0	0	.000	.000	.000	0	0	0	0	0	0
22	Cabrera, L	FTM	R	.077	5	13	1	1	2	1	0	0	0	1	0	6	1	0	.143	.154	.297	14	0	0	0	0	0
9	Cavaco, K	FTM	R	.266	33	124	18	33	42	4	1	1	13	15	0	40	5	2	.350	.339	.689	140	0	0	1	6	9
22	Feliz, J	FTM	R	.158	4	19	2	3	3	0	0	0	1	0	0	3	0	0	.158	.158	.316	19	0	0	0	0	1
	Garland, N	FTM	R	.000	3	3	0	0	0	0	0	0	0	0	0	2	0	0	.000	.000	.000	3	0	0	0	0	0
24	Garry Jr., W	FTM	L	.201	52	164	21	33	48	3	3	2	14	21	1	66	14	5	.298	.293	.591	188	0	1	2	1	6
4	Holland, W	FTM	R	.189	25	90	12	17	38	9	0	4	11	10	1	30	4	1	.291	.422	.714	103	0	0	3	0	8
31	Julien, E	FTM	L	.299	47	147	41	44	67	12	1	3	24	50	1	54	21	2	.490	.456	.946	204	0	1	6	1	6
33	Mack, C	FTM	L	.217	36	115	14	25	41	2	1	4	14	27	0	38	0	0	.364	.357	.720	143	0	1	0	2	4
8	McKinnon, K	FTM	R	.000	3	1	1	0	0	0	0	0	0	2	0	0	0	0	.667	.000	.667	3	0	0	0	0	0
5	Morales, J	FTM	R	.237	53	177	31	42	74	14	0	6	25	30	0	37	7	0	.370	.418	.788	216	0	1	8	3	6
2	Ozoria, D	FTM	S	.125	5	8	1	1	1	0	0	0	0	0	0	2	0	0	.125	.125	.250	8	0	0	0	1	0
	Prato, A	FTM	R	.253	28	83	12	21	24	3	0	0	7	18	0	19	6	1	.398	.289	.687	103	0	0	2	2	3
27	Sabato, A	FTM	R	.194	58	196	35	38	61	11	0	4	22	56	0	79	0	0	.383	.311	.694	256	0	0	4	4	7
11	Santana, R	FTM	S	.205	27	83	6	17	22	2	0	1	12	5	0	22	3	1	.244	.265	.510	91	1	2	0	2	1
37	Schmidt, K	FTM	R	.302	25	86	17	26	37	6	1	1	12	17	1	20	0	0	.423	.430	.853	104	0	0	1	2	3
1	Severino, Y	FTM	S	.249	51	185	26	46	77	14	1	5	48	26	0	58	1	0	.355	.416	.771	217	0	1	5	5	11
8	Smith, M	FTM	L	.107	7	28	4	3	6	0	0	1	6	1	0	13	1	0	.188	.214	.402	32	0	1	2	0	0
2	Urbina, M	FTM	R	.213	51	188	26	40	54	5	3	1	31	29	0	45	9	3	.319	.287	.606	227	1	6	3	2	3
22	Valdez, W	FTM	R	.158	15	38	6	6	9	0	0	1	5	6	0	16	0	0	.273	.237	.510	44	0	0	0	2	5
23	Washington, J	FTM	R	.174	29	86	8	15	19	4	0	0	10	10	0	34	12	2	.258	.221	.479	97	0	1	0	2	1
	FTM			.222	59	1876	287	417	635	92	12	34	260	331	4	599	86	18	.348	.338	.686	2264	3	16	38	37	80
	OPP			.222	59	1930	265	428	639	90	11	33	231	251	1	665	91	14	.320	.331	.651	2231	2	13	34	24	

Fort Myers Mighty Mussels Pitching - 2021 - Regular Season - All Players

#	Player	Team	T	W	L	ERA	G	GS	CG	SHO	GF	HLD	SV	SVO	IP	H	R	ER	HR	HB	BB	IBB	SO	AVG	WP	BK	GIDP	TBF
44	Bentley, D	FTM	L	3	1	4.06	17	1	0	0	9	1	4	4	31.0	21	16	14	0	0	20	0	52	.188	4	0	0	134
43	Breek, D	FTM	R	0	0	27.00	4	0	0	0	0	0	0	0	3.2	6	11	11	0	2	12	0	2	.375	3	0	0	30
25	Cruz, S	FTM	R	1	2	2.83	15	2	0	0	2	4	1	1	28.2	17	13	9	1	3	17	0	44	.165	6	1	0	123
	Escobar, A	FTM	R	1	0	0.00	2	0	0	0	1	0	0	0	4.0	3	2	0	0	0	1	0	5	.176	1	0	0	18
	Garland, N	FTM	R	0	0	0.00	1	0	0	0	1	0	0	0	0.1	0	0	0	0	0	0	0	1	.000	0	0	0	1
30	German, O	FTM	R	0	0	2.27	18	0	0	0	8	0	3	4	31.2	18	11	8	2	4	13	0	49	.162	1	0	2	130
18	Gipson-Long, S	FTM	R	4	2	5.89	10	10	0	0	0	0	0	0	44.1	51	33	29	3	2	14	0	64	.276	1	0	1	201
32	Grace, R	FTM	R	1	0	3.98	5	5	0	0	0	0	0	0	20.1	17	9	9	3	4	9	0	20	.227	4	1	2	88
26	Hanner, B	FTM	R	1	1	7.48	14	1	0	0	6	1	2	4	21.2	20	19	18	0	5	20	1	24	.253	5	0	2	107
35	Headrick, B	FTM	L	3	4	3.38	10	9	0	0	0	0	0	0	45.1	45	21	17	4	0	23	0	56	.253	5	0	3	202
12	Legumina, C	FTM	R	2	1	4.67	6	3	0	0	0	0	0	0	17.1	17	9	9	2	2	7	0	25	.250	1	0	0	77
41	Manoah Jr., E	FTM	R	0	1	1.00	6	0	0	0	4	1	2	2	9.0	4	2	1	0	1	2	0	15	.125	2	0	1	35
19	McMahon, H	FTM	R	1	1	3.00	4	2	0	0	0	0	0	0	18.0	16	6	6	0	1	4	0	20	.229	1	0	2	75
43	Milacki, B	FTM	R	0	1	4.22	5	4	0	0	1	0	0	0	21.1	23	11	10	4	0	3	0	19	.274	2	0	4	87
	Mooney, S	FTM	R	0	1	0.56	6	5	0	0	0	0	0	0	16.0	8	3	1	1	0	9	0	26	.143	1	0	0	65
2	Ozoria, D	FTM	R	0	0	0.00	1	0	0	0	1	0	0	0	2.2	1	0	0	0	0	1	0	0	.111	1	0	0	10
13	Pichardo, J	FTM	L	2	2	4.10	16	0	0	0	9	0	3	5	26.1	15	18	12	1	4	19	0	26	.158	2	3	1	121
31	Puentes, Z	FTM	R	0	0	2.70	3	0	0	0	3	0	0	0	3.1	4	1	1	0	0	5	0	2	.286	0	0	0	19
17	Rodriguez, M	FTM	R	2	2	2.76	8	6	0	0	0	1	0	0	32.2	27	15	10	2	1	12	0	38	.220	4	1	1	137
38	Sharpe, Z	FTM	L	3	1	4.95	11	2	0	0	3	0	0	1	20.0	21	13	11	1	1	15	0	27	.259	3	1	2	98
21	Shreve, R	FTM	R	0	1	3.21	6	0	0	0	2	1	1	2	14.0	10	6	5	1	0	7	0	21	.185	1	0	0	61
40	Suniaga, C	FTM	R	1	1	6.10	6	0	0	0	2	0	0	0	10.1	12	8	7	1	0	3	0	11	.286	2	0	0	46
20	Swain, M	FTM	R	4	1	4.22	18	0	0	0	6	1	0	0	32.0	26	19	15	5	1	16	0	34	.210	6	1	1	142
22	Vallimont, C	FTM	R	0	0	0.00	1	1	0	0	0	0	0	0	3.0	2	0	0	0	0	0	0	6	.182	0	0	0	11
15	Varland, L	FTM	R	4	2	2.09	10	8	0	0	1	0	0	0	47.1	41	14	11	2	3	16	0	76	.228	5	0	2	200
22	Wilson, J	FTM	L	0	1	19.29	3	0	0	0	0	1	0	0	2.1	3	5	5	0	0	3	0	2	.300	1	0	0	13
	FTM			33	26	3.85	59	59	0	6	59	11	16	23	506.2	428	265	217	33	34	251	1	665	.222	62	8	24	2231
	OPP			26	33	4.18	59	59	1	5	58	17	11	23	508.1	417	287	236	34	38	331	4	599	.222	52	12	37	2264

Low-A Southeast Standings - 2021 - Regular Season

A-SE East	W	L	PCT	GB	L10	STRK	HOME	ROAD	RS	RA	DIFF
St. Lucie	31	28	.525	-	4-6	W1	16-13	15-15	336	308	28
Daytona	27	32	.458	4.0	6-4	L3	14-16	13-16	281	280	1
Jupiter	26	32	.448	4.5	4-6	W3	15-14	11-18	213	282	-69
Palm Beach	23	35	.397	7.5	6-4	L1	13-17	10-18	289	363	-74
A-SE West	W	L	PCT	GB	L10	STRK	HOME	ROAD	RS	RA	DIFF
Tampa	39	18	.684	-	7-3	L1	20-9	19-9	432	265	167
Bradenton	38	21	.644	2.0	5-5	L1	23-12	15-9	339	273	66
Fort Myers	33	26	.559	7.0	5-5	L1	16-8	17-18	287	265	22
Clearwater	31	28	.525	9.0	6-4	W1	16-14	15-14	264	264	0
Dunedin	23	35	.397	16.5	3-7	W1	11-18	12-17	308	369	-61
Lakeland	20	36	.357	18.5	4-6	W1	10-16	10-20	245	325	-80

FCL Red Sox (3-5) 4,FCL Twins (3-6) 3
Jul 10th, 2021

	1	2	3	4	5	6	7	8	9	R	H	E
FCL Red Sox	1	0	2	0	0	0	0	0	1	4	5	0
FCL Twins	0	0	0	0	1	2	0	0	0	3	7	1

FCL Red Sox	AB	R	H	RBI	BB	SO	LOB	AVG	FCL Twins	AB	R	H	RBI	BB	SO	LOB	AVG
Bonaci, SS	4	1	1	0	0	2	0	.087	Baez, LF	3	0	0	0	1	3	2	.417
Flores, 2B	3	1	0	0	1	2	2	.167	Rodriguez, E, CF	4	1	1	0	0	1	1	.172
Jordan, 3B	3	1	0	0	1	2	2	.192	Rosario, RF	4	1	1	1	0	1	0	.314
Belen, 1B	3	0	1	1	0	1	1	.167	Castro, 1B	4	0	0	0	0	2	1	.316
Gonzalez, B, DH	4	1	2	2	0	2	1	.158	Pena, A, 3B	4	1	3	0	0	1	0	.556
Vaughan, CF	4	0	1	1	0	2	1	.222	Cespedes, 2B	3	0	0	0	0	2	3	.071
Valdez, F, RF	3	0	0	0	1	1	1	.235	a-Soto, PH	1	0	0	0	0	1	0	.167
Diaz, J, C	3	0	0	0	1	0	2	.125	Nigro, C	3	0	1	0	0	0	2	.222
Ugueto, LF	4	0	0	0	0	1	2	.250	Olivar, C	1	0	0	0	0	0	0	.000
Encarnacion, P	0	0	0	0	0	0	0	.000	Gomez, SS	4	0	0	0	0	1	2	.269
Bastardo, P	0	0	0	0	0	0	0	.000	Ramirez, DH	3	0	1	1	0	2	0	.200
Schellenger, P	0	0	0	0	0	0	0	.000	Perez, E, P	0	0	0	0	0	0	0	.000
Suero, P	0	0	0	0	0	0	0	.000	Mendez, J, P	0	0	0	0	0	0	0	.000
Totals	31	4	5	4	4	13	12	.202	Wilson, P	0	0	0	0	0	0	0	.000
									Perez, S, P	0	0	0	0	0	0	0	.000
									Totals	34	3	7	2	1	14	11	.238

BATTING
2B : Belen (1, Perez, E); Bonaci (1, Perez, S); Vaughan (2, Perez, S).
TB : Belen 2; Bonaci 2; Gonzalez, B 2; Vaughan 2.
RBI : Belen (1); Gonzalez, B 2 (2); Vaughan (1).
2-out RBI : Belen.
Runners left in scoring position, 2 out : Ugueto; Gonzalez, B; Vaughan.
Team RISP : 1-for-8.
Team LOB : 5.
BASERUNNING
CS : Diaz, J (1, 2nd base by Wilson/Nigro).
PO : Diaz, J (1st base by Wilson).

a-Struck out for Cespedes in the 9th.
BATTING
2B : Ramirez (1, Bastardo); Pena, A (1, Bastardo).
3B : Rosario (2, Bastardo).
TB : Nigro; Pena, A 4; Ramirez 2; Rodriguez, E; Rosario 3.
RBI : Ramirez (1); Rosario (10).
2-out RBI : Ramirez.
Runners left in scoring position, 2 out : Nigro; Baez 2.
Team RISP : 1-for-6.
Team LOB : 5.

FIELDING
E : Castro (1, missed catch).
Outfield assists : Baez (Belen at 3rd base).
Pickoffs : Wilson (Diaz, J at 1st base).

FCL Red Sox	IP	H	R	ER	BB	SO	HR	ERA	FCL Twins	IP	H	R	ER	BB	SO	HR	ERA
Encarnacion	4.0	1	0	0	0	6	0	1.13	Perez, E	3.0	2	3	2	3	5	0	4.50
Bastardo	2.2	6	3	3	0	4	0	9.00	Mendez, J	2.0	0	0	0	0	4	0	0.00
Schellenger (W, 1-0)	1.1	0	0	0	1	3	0	0.00	Wilson	2.0	0	0	0	1	3	0	6.23
Suero (S, 1)	1.0	0	0	0	0	1	0	0.00	Perez, S (L, 0-1)	2.0	3	1	1	0	1	0	2.57
Totals	9.0	7	3	3	1	14	0	4.85	Totals	9.0	5	4	3	4	13	0	5.42

WP : Bastardo.
HBP : Belen (by Perez, E).
Groundouts-flyouts : Encarnacion 4-0; Bastardo 4-0; Schellenger 1-0; Suero 1-1; Perez, E 1-3; Mendez, J 0-1; Wilson 0-2; Perez, S 2-1.
Batters faced : Encarnacion 13; Bastardo 14; Schellenger 5; Suero 3; Perez, E 15; Mendez, J 6; Wilson 6; Perez, S 9.
Umpires : HP: Kenny Garcia. 1B: Andrew Craddock.
Official Scorer : Brian Mullen
Weather : 76 degrees, Partly Cloudy
Wind : 4 mph, R To L
First pitch : 10:55 AM
T : 2:38 (:55 delay)
Venue : CenturyLink Sports Complex Fields
July 10, 2021

FCL Twins Hitting - 2021 - Regular Season - All Players

#	Player	Team	B	AVG	G	AB	R	H	TB	2B	3B	HR	RBI	BB	IBB	SO	SB	CS	OBP	SLG	OPS	PA	SAC	SF	HBP	GIDP	E
11	Baez, L	TWI	R	.417	6	12	3	5	11	2	2	0	0	3	0	5	0	0	.588	.917	1.505	17	0	0	2	0	0
37	Castro, W	TWI	R	.316	7	19	2	6	11	1	2	0	6	1	0	7	0	0	.350	.579	.929	20	0	0	0	0	1
51	Cavaco, K	TWI	R	.222	3	9	2	2	3	1	0	0	2	1	0	3	1	0	.300	.333	.633	10	0	0	0	0	0
23	Cespedes, R	TWI	L	.071	9	28	2	2	2	0	0	0	2	2	0	13	1	1	.133	.071	.205	30	0	0	0	0	1
59	Feliz, J	TWI	R	.364	6	22	7	8	16	2	0	2	3	1	0	6	0	0	.391	.727	1.119	23	0	0	0	0	1
31	Garland, N	TWI	R	1.000	1	1	0	1	1	0	0	0	0	0	0	0	0	0	1.000	1.000	2.000	1	0	0	0	0	0
2	Gomez, L	TWI	L	.269	8	26	5	7	8	1	0	0	0	5	0	4	1	0	.406	.308	.714	32	0	0	1	0	1
9	Hall, A	TWI	R	.000	1	1	0	0	0	0	0	0	0	0	0	0	0	0	.000	.000	.000	1	0	0	0	0	0
19	Nigro, F	TWI	R	.222	4	9	0	2	2	0	0	0	1	0	0	4	0	0	.222	.222	.444	9	0	0	0	0	0
64	Olivar, R	TWI	R	.000	3	4	0	0	0	0	0	0	0	0	0	0	0	0	.000	.000	.000	4	0	0	0	0	0
13	Pena, A	TWI	R	.556	5	9	1	5	6	1	0	0	1	1	0	3	0	0	.636	.667	1.303	11	0	0	1	0	0
48	Ramirez, B	TWI	R	.200	3	10	1	2	3	1	0	0	1	0	0	7	0	0	.200	.300	.500	10	0	0	0	0	0
44	Roberto, N	TWI	R	.200	3	10	1	2	2	0	0	0	1	2	0	3	0	0	.333	.200	.533	12	0	0	0	0	0
4	Rodriguez, E	TWI	L	.172	9	29	7	5	11	0	0	2	6	7	0	11	1	2	.368	.379	.748	38	0	0	2	0	0
16	Rosario, K	TWI	R	.314	9	35	7	11	20	2	2	1	10	3	0	8	0	0	.368	.571	.940	38	0	0	0	0	0
25	Smith, L	TWI	R	.190	7	21	2	4	10	1	1	1	3	2	0	7	0	0	.292	.476	.768	24	0	0	1	0	0
35	Sosa, M	TWI	R	.167	4	12	0	2	2	0	0	0	0	0	0	5	0	0	.167	.167	.333	12	0	0	0	1	0
5	Soto, Y	TWI	R	.167	9	24	4	4	7	0	0	1	3	7	0	6	2	0	.355	.292	.646	31	0	0	0	0	3
1	Valdez, W	TWI	R	.000	2	5	0	0	0	0	0	0	0	2	0	2	0	0	.286	.000	.286	7	0	0	0	0	0
TWI				.238	9	286	44	68	115	12	7	7	39	37	0	94	6	3	.339	.402	.742	330	0	0	7	1	9
OPP				.276	6	293	50	81	121	14	4	6	48	42	0	84	2	3	.379	.413	.792	343	0	1	7	5	

FCL Twins Pitching - 2021 - Regular Season - All Players

#	Player	Team	T	W	L	ERA	G	GS	CG	SHO	GF	HLD	SV	SVO	IP	H	R	ER	HR	HB	BB	IBB	SO	AVG	WP	BK	GIDP	TBF
40	Aria, D	TWI	L	1	0	0.00	2	0	0	0	0	0	0	0	3.2	1	1	0	0	0	5	0	5	.091	0	1	1	16
17	Bellair, C	TWI	R	0	0	15.00	1	0	0	0	1	0	1	1	3.0	6	6	5	1	1	1	0	2	.375	0	0	0	18
47	Breek, D	TWI	R	0	0	0.00	1	1	0	0	0	0	0	0	1.0	0	1	0	0	0	2	0	0	.000	0	0	0	5
30	Feliz, R	TWI	R	0	2	9.00	2	1	0	0	0	0	0	0	6.0	8	6	6	1	1	3	0	6	.308	0	0	0	30
18	German, G	TWI	R	0	1	8.59	2	2	0	0	0	0	0	0	7.1	10	7	7	1	1	8	0	6	.323	2	0	0	40
46	Goree, Z	TWI	L	0	0	81.00	1	0	0	0	0	0	0	0	0.1	4	4	3	0	0	0	0	1	.667	0	0	0	6
52	Leach, L	TWI	R	0	0	4.50	2	2	0	0	0	0	0	0	4.0	5	2	2	0	0	2	0	3	.294	1	0	1	19
33	Mendez, J	TWI	R	0	0	0.00	2	0	0	0	0	1	0	0	3.0	0	0	0	0	0	2	0	6	.000	0	0	0	11
22	Moreno, E	TWI	R	0	0	7.20	2	0	0	0	1	0	0	0	5.0	5	4	4	2	0	4	0	5	.250	2	0	0	24
39	Mullenbach, M	TWI	R	1	0	0.00	2	0	0	0	0	1	0	0	5.1	4	0	0	0	1	2	0	6	.200	0	0	0	23
55	Perez, E	TWI	L	0	0	4.50	2	2	0	0	0	0	0	0	6.0	4	4	3	0	1	6	0	7	.182	0	2	0	29
58	Perez, S	TWI	L	0	1	2.57	3	0	0	0	3	0	0	0	7.0	10	3	2	0	0	0	0	4	.357	0	0	1	29
36	Pineda, R	TWI	R	0	0	3.86	4	0	0	0	4	0	2	2	4.2	5	2	2	0	0	0	0	5	.263	1	0	0	19
50	Reyes, W	TWI	L	0	1	9.95	2	1	0	0	0	0	0	0	6.1	11	7	7	1	1	4	0	11	.393	1	0	1	33
38	Rozek, A	TWI	L	1	0	0.00	2	0	0	0	0	0	0	0	6.0	4	0	0	0	0	2	0	13	.182	0	1	0	24
32	Wilson, J	TWI	L	0	1	6.23	2	0	0	0	0	0	0	0	4.1	4	3	3	0	1	1	0	4	.267	0	0	1	17
TWI				3	6	5.42	9	9	0	0	9	2	3	3	73.0	81	50	44	6	7	42	0	84	.276	7	4	5	343
OPP				5	1	2.59	6	9	0	0	9	2	2	2	73.0	68	44	21	7	7	37	0	94	.238	15	1	1	330

Florida Complex League Standings - 2021 - Regular Season

	W	L	PCT	GB	L10	STRK	HOME	ROAD	RS	RA	DIFF
FCL East											
FCL Mets	5	3	.625	-	5-3	W2	2-3	3-0	55	47	8
FCL Nationals	5	4	.556	0.5	5-4	W1	4-1	1-3	37	28	9
FCL Marlins	4	4	.500	1.0	4-4	L3	2-2	2-2	40	43	-3
FCL Cardinals	4	5	.444	1.5	4-5	W2	1-3	3-2	27	33	-6
FCL Astros	4	6	.400	2.0	4-6	L2	2-2	2-4	39	47	-8
FCL North	W	L	PCT	GB	L10	STRK	HOME	ROAD	RS	RA	DIFF
FCL Yankees	6	2	.750	-	6-2	L1	1-2	5-0	44	41	3
FCL Tigers West	4	3	.571	1.5	4-3	W1	2-1	2-2	31	33	-2
FCL Blue Jays	4	4	.500	2.0	4-4	W2	1-4	3-0	60	39	21
FCL Phillies	3	5	.375	3.0	3-5	L4	1-2	2-3	44	41	3
FCL Tigers East	2	5	.286	3.5	2-5	L1	1-4	1-1	23	48	-25
FCL South	W	L	PCT	GB	L10	STRK	HOME	ROAD	RS	RA	DIFF
FCL Rays	8	1	.889	-	8-1	W7	4-1	4-0	75	41	34
FCL Pirates Black	5	3	.625	2.5	5-3	L2	3-1	2-2	42	37	5
FCL Pirates Gold	5	3	.625	2.5	5-3	W1	2-2	3-1	38	31	7
FCL Orioles Black	4	3	.571	3.0	4-3	W1	2-2	2-1	25	22	3
FCL Braves	3	4	.429	4.0	3-4	L2	2-2	1-2	34	48	-14
FCL Red Sox	3	5	.375	4.5	3-5	W3	1-2	2-3	31	42	-11
FCL Twins	3	6	.333	5.0	3-6	L2	2-3	1-3	44	50	-6
FCL Orioles Orange	1	7	.125	6.5	1-7	L1	0-3	1-4	34	52	-18