






TWINS MINOR LEAGUE REPORT



Sunday, June 13, 2021

| | TEAM | LEVEL | RECORD | YESTERDAY'S SCORE |
|---|---------------------------|----------|---|----------------------|
|  | St. Paul Saints | TRIPLE-A | 17-18; 7.5 GB 4th in Triple-A East, Midwest Division | W, 9-5 vs. Omaha |
|  | Wichita Wind Surge | DOUBLE-A | 19-16; 2.5 GB 2nd in Double-A Central, North Division | W, 4-2 at Tulsa (10) |
|  | Cedar Rapids Kernels | HIGH-A | 17-18; 4.5 GB T-3rd in High-A Central, West Division | W, 5-1 at Beloit |
|  | Fort Myers Mighty Mussels | LOW-A | 19-16; 6.0 GB 3rd in Low-A Southeast, West Division | W, 1-0 at Jupiter |
|  | GCL Twins | ROOKIE | N/A | N/A |
|  | DSL Twins | DSL | N/A | N/A |

St. Paul Saints (17-18) 9, Omaha Storm Chasers (24-10) 5
 Jun 12th, 2021

| | | | | | | | | | | | | |
|-----------------|----------|----------|----------|----------|----------|----------|----------|----------|----------|----------|----------|----------|
| | 1 | 2 | 3 | 4 | 5 | 6 | 7 | 8 | 9 | R | H | E |
| Omaha | 0 | 0 | 0 | 1 | 0 | 3 | 0 | 0 | 1 | 5 | 12 | 2 |
| St. Paul | 2 | 0 | 1 | 0 | 2 | 4 | 0 | 0 | x | 9 | 9 | 1 |

| Omaha | AB | R | H | RBI | BB | SO | LOB | AVG | St. Paul | AB | R | H | RBI | BB | SO | LOB | AVG |
|----------------|-----------|----------|-----------|----------|----------|-----------|-----------|-------------|----------------|-----------|----------|----------|----------|----------|-----------|-----------|-------------|
| Olivares, LF | 5 | 1 | 2 | 1 | 0 | 2 | 2 | .368 | Arraez, 2B | 4 | 2 | 1 | 1 | 1 | 0 | 1 | .250 |
| Escobar, A, SS | 5 | 1 | 1 | 0 | 0 | 2 | 2 | .315 | Buxton, CF | 4 | 2 | 1 | 2 | 1 | 1 | 3 | .556 |
| Rivera, E, 3B | 3 | 2 | 2 | 2 | 1 | 0 | 0 | .268 | Rooker, DH | 5 | 0 | 1 | 0 | 0 | 4 | 5 | .235 |
| O'Hearn, 1B | 4 | 0 | 0 | 0 | 0 | 1 | 3 | .365 | Telis, C | 5 | 2 | 3 | 3 | 0 | 0 | 3 | .250 |
| McBroom, DH | 4 | 0 | 2 | 1 | 0 | 1 | 1 | .248 | Riddle, SS | 4 | 0 | 1 | 2 | 0 | 2 | 1 | .232 |
| Starling, CF | 3 | 0 | 1 | 1 | 0 | 1 | 1 | .295 | Tomscha, 1B | 4 | 0 | 0 | 0 | 0 | 0 | 1 | .183 |
| Rivero, C | 4 | 1 | 2 | 0 | 0 | 1 | 3 | .339 | Kerrigan, RF | 3 | 1 | 1 | 0 | 1 | 2 | 0 | .200 |
| Cancel, 2B | 4 | 0 | 1 | 0 | 0 | 1 | 1 | .224 | Maggi, 3B | 2 | 1 | 0 | 0 | 1 | 1 | 1 | .206 |
| Miller, RF | 4 | 0 | 1 | 0 | 0 | 1 | 4 | .186 | Broxton, LF | 3 | 1 | 1 | 0 | 1 | 1 | 1 | .168 |
| Junis, P | 0 | 0 | 0 | 0 | 0 | 0 | 0 | .000 | Albers, P | 0 | 0 | 0 | 0 | 0 | 0 | 0 | .500 |
| Kalish, P | 0 | 0 | 0 | 0 | 0 | 0 | 0 | .000 | Hamilton, I, P | 0 | 0 | 0 | 0 | 0 | 0 | 0 | .000 |
| Lovelady, P | 0 | 0 | 0 | 0 | 0 | 0 | 0 | .000 | Coulombe, P | 0 | 0 | 0 | 0 | 0 | 0 | 0 | .000 |
| Sotillet, P | 0 | 0 | 0 | 0 | 0 | 0 | 0 | .000 | Law, D, P | 0 | 0 | 0 | 0 | 0 | 0 | 0 | .000 |
| Totals | 36 | 5 | 12 | 5 | 1 | 10 | 17 | .272 | Totals | 34 | 9 | 9 | 8 | 5 | 11 | 16 | .219 |

BATTING

HR : Rivera, E (8, 4th inning off Albers, 0 on, 1 out).
TB : Cancel; Escobar, A; McBroom 2; Miller; Olivares 2; Rivera, E 5; Rivero 2; Starling.
RBI : McBroom (21); Olivares (17); Rivera, E 2 (28); Starling (12).
2-out RBI : Olivares.
Runners left in scoring position, 2 out : Escobar, A; Starling.
SF : Starling.
GIDP : Rivero.
Team RISP : 3-for-9.
Team LOB : 6.

BASERUNNING

CS : Miller (1, 2nd base by Law, D/Telis).

FIELDING

E : Cancel (2, throw); Olivares (1, fielding).
Outfield assists : Miller (Rooker at home).

BATTING

2B : Riddle (6, Junis); Rooker (2, Kalish); Buxton (1, Kalish).
HR : Telis (4, 5th inning off Kalish, 1 on, 2 out).
TB : Arraez; Broxton; Buxton 2; Kerrigan; Riddle 2; Rooker 2; Telis 6.
RBI : Arraez (2); Buxton 2 (7); Riddle 2 (16); Telis 3 (18).
2-out RBI : Riddle 2; Telis 2.
Runners left in scoring position, 2 out : Maggi; Riddle; Tomscha; Telis 2.
Team RISP : 4-for-13.
Team LOB : 7.

BASERUNNING

SB : Kerrigan (1, 2nd base off Lovelady/Rivero); Broxton (4, 3rd base off Sotillet/Rivero).

FIELDING

E : Riddle (4, fielding).
Outfield assists : Broxton (Cancel at 1st base).
DP : 2 (Riddle-Arraez-Tomscha; Broxton-Tomscha).

| Omaha | IP | H | R | ER | BB | SO | HR | ERA | St. Paul | IP | H | R | ER | BB | SO | HR | ERA |
|----------------|------------|----------|----------|----------|----------|-----------|----------|-------------|--------------------|------------|-----------|----------|----------|----------|-----------|----------|-------------|
| Junis (L, 0-1) | 2.1 | 3 | 3 | 1 | 0 | 4 | 0 | 3.86 | Albers (W, 2-2) | 5.1 | 7 | 4 | 4 | 0 | 5 | 1 | 7.03 |
| Kalish | 3.0 | 6 | 6 | 6 | 2 | 4 | 1 | 10.03 | Hamilton, I (H, 1) | 1.2 | 2 | 0 | 0 | 0 | 3 | 0 | 1.23 |
| Lovelady | 1.2 | 0 | 0 | 0 | 1 | 1 | 0 | 2.25 | Coulombe | 1.0 | 0 | 0 | 0 | 1 | 1 | 0 | 2.08 |
| Sotillet | 1.0 | 0 | 0 | 0 | 2 | 2 | 0 | 8.64 | Law, D | 1.0 | 3 | 1 | 1 | 0 | 1 | 0 | 5.79 |
| Totals | 8.0 | 9 | 9 | 7 | 5 | 11 | 1 | 4.24 | Totals | 9.0 | 12 | 5 | 5 | 1 | 10 | 1 | 4.64 |

WP : Kalish; Sotillet.
HBP : Maggi (by Kalish).
Pitches-strikes : Junis 47-31; Kalish 66-41; Lovelady 33-21; Sotillet 24-8; Albers 83-55; Hamilton, I 24-16; Coulombe 16-8; Law, D 18-13.
Groundouts-flyouts : Junis 3-1; Kalish 4-1; Lovelady 4-0; Sotillet 1-0; Albers 4-5; Hamilton, I 1-1; Coulombe 1-0; Law, D 1-0.
Batters faced : Junis 11; Kalish 18; Lovelady 6; Sotillet 5; Albers 22; Hamilton, I 7; Coulombe 4; Law, D 5.
Inherited runners-scored : Kalish 1-1; Lovelady 1-0; Hamilton, I 2-2.
Umpires : HP: Alex MacKay. 1B: Dave Martinez. 3B: Takahito Matsuda.
Official Scorer : Dave Anderson
Weather : 85 degrees, Clear
Wind : 12 mph, Out To CF
First pitch : 7:08 PM
T : 3:14
Att : 7,042
Venue : CHS Field
June 12, 2021

St. Paul Saints Hitting - 2021 - Regular Season - All Players

| # | Player | Team | B | AVG | G | AB | R | H | TB | 2B | 3B | HR | RBI | BB | IBB | SO | SB | CS | OBP | SLG | OPS | PA | SAC | SF | HBP | GIDP | E |
|----|----------------|---------|---|------|----|------|-----|-----|-----|----|----|----|-----|-----|-----|-----|----|----|------|-------|-------|------|-----|----|-----|------|----|
| 37 | Albers, A | STP | R | .500 | 1 | 2 | 0 | 1 | 1 | 0 | 0 | 0 | 0 | 0 | 0 | 0 | 0 | 0 | .500 | .500 | 1.000 | 2 | 0 | 0 | 0 | 0 | 1 |
| 2 | Arraez, L | STP | L | .250 | 2 | 8 | 2 | 2 | 2 | 0 | 0 | 0 | 2 | 1 | 0 | 0 | 0 | 0 | .333 | .250 | .583 | 9 | 0 | 0 | 0 | 0 | 0 |
| 53 | Bañuelos, D | STP | R | .250 | 4 | 12 | 3 | 3 | 4 | 1 | 0 | 0 | 0 | 1 | 0 | 6 | 0 | 0 | .308 | .333 | .641 | 13 | 0 | 0 | 0 | 0 | 0 |
| 13 | Blankenhorn, T | OKC | L | .000 | 3 | 3 | 0 | 0 | 0 | 0 | 0 | 0 | 0 | 0 | 0 | 2 | 0 | 0 | .000 | .000 | .000 | 3 | 0 | 0 | 0 | 0 | 0 |
| 13 | Blankenhorn, T | STP | L | .182 | 3 | 11 | 1 | 2 | 3 | 1 | 0 | 0 | 1 | 2 | 0 | 6 | 0 | 0 | .308 | .273 | .580 | 13 | 0 | 0 | 0 | 0 | 1 |
| 13 | Blankenhorn, T | TAC | L | .250 | 4 | 20 | 1 | 5 | 8 | 0 | 0 | 1 | 4 | 0 | 0 | 5 | 0 | 0 | .250 | .400 | .650 | 20 | 0 | 0 | 0 | 0 | 1 |
| 13 | Blankenhorn, T | 3 Teams | L | .206 | 10 | 34 | 2 | 7 | 11 | 1 | 0 | 1 | 5 | 2 | 0 | 13 | 0 | 0 | .250 | .324 | .574 | 36 | 0 | 0 | 0 | 0 | 2 |
| 9 | Broxton, K | STP | R | .168 | 30 | 95 | 12 | 16 | 22 | 3 | 0 | 1 | 6 | 12 | 0 | 52 | 4 | 0 | .259 | .232 | .491 | 108 | 0 | 1 | 0 | 0 | 0 |
| 16 | Buxton, B | STP | R | .556 | 3 | 9 | 4 | 5 | 14 | 1 | 1 | 2 | 7 | 2 | 0 | 1 | 0 | 0 | .583 | 1.556 | 2.139 | 12 | 0 | 1 | 0 | 0 | 0 |
| 8 | Contreras, M | STP | L | .186 | 14 | 43 | 3 | 8 | 15 | 4 | 0 | 1 | 4 | 3 | 1 | 16 | 0 | 1 | .239 | .349 | .588 | 46 | 0 | 0 | 0 | 2 | 0 |
| 26 | Coulombe, D | STP | L | .000 | 1 | 0 | 0 | 0 | 0 | 0 | 0 | 0 | 0 | 0 | 0 | 0 | 0 | 0 | .000 | .000 | .000 | 0 | 0 | 0 | 0 | 0 | 0 |
| 13 | Descalso, D | STP | L | .066 | 20 | 61 | 8 | 4 | 8 | 1 | 0 | 1 | 2 | 12 | 0 | 29 | 0 | 0 | .230 | .131 | .361 | 74 | 0 | 0 | 1 | 2 | 0 |
| 8 | Encarnacion, Y | STP | S | .200 | 11 | 30 | 1 | 6 | 7 | 1 | 0 | 0 | 2 | 2 | 0 | 14 | 0 | 0 | .250 | .233 | .483 | 32 | 0 | 0 | 0 | 0 | 1 |
| 1 | Gordon, N | STP | L | .393 | 8 | 28 | 5 | 11 | 16 | 0 | 1 | 1 | 4 | 4 | 0 | 4 | 5 | 0 | .469 | .571 | 1.040 | 32 | 0 | 0 | 0 | 0 | 3 |
| 27 | Jeffers, R | STP | R | .217 | 24 | 83 | 13 | 18 | 37 | 4 | 0 | 5 | 16 | 16 | 0 | 26 | 0 | 0 | .340 | .446 | .786 | 103 | 0 | 3 | 1 | 4 | 1 |
| 21 | Johnson, S | STP | L | .233 | 9 | 30 | 3 | 7 | 13 | 1 | 1 | 1 | 3 | 2 | 0 | 10 | 0 | 0 | .281 | .433 | .715 | 32 | 0 | 0 | 0 | 1 | 0 |
| 31 | Kerrigan, J | STP | R | .200 | 27 | 80 | 13 | 16 | 28 | 3 | 0 | 3 | 9 | 10 | 0 | 31 | 1 | 0 | .309 | .350 | .658 | 94 | 0 | 1 | 3 | 2 | 1 |
| 11 | Kiriloff, A | STP | L | .500 | 2 | 6 | 2 | 3 | 9 | 0 | 0 | 2 | 3 | 0 | 0 | 2 | 0 | 0 | .500 | 1.500 | 2.000 | 6 | 0 | 0 | 0 | 0 | 0 |
| 11 | Larnach, T | STP | L | .231 | 3 | 13 | 4 | 3 | 9 | 0 | 0 | 2 | 4 | 2 | 0 | 8 | 0 | 0 | .333 | .692 | 1.026 | 15 | 0 | 0 | 0 | 0 | 0 |
| 4 | Lin, T | STP | L | .269 | 7 | 26 | 8 | 7 | 8 | 1 | 0 | 0 | 4 | 4 | 0 | 8 | 3 | 0 | .367 | .308 | .674 | 30 | 0 | 0 | 0 | 0 | 1 |
| 11 | Maggi, D | STP | R | .206 | 18 | 63 | 7 | 13 | 19 | 1 | 1 | 1 | 6 | 6 | 0 | 27 | 3 | 2 | .292 | .302 | .593 | 72 | 0 | 1 | 2 | 2 | 1 |
| 4 | Ozoria, D | STP | S | .000 | 3 | 3 | 0 | 0 | 0 | 0 | 0 | 0 | 0 | 0 | 0 | 1 | 0 | 0 | .000 | .000 | .000 | 3 | 0 | 0 | 0 | 0 | 0 |
| 56 | Peña, R | STP | R | .250 | 7 | 24 | 1 | 6 | 10 | 1 | 0 | 1 | 4 | 1 | 0 | 6 | 0 | 0 | .280 | .417 | .697 | 25 | 0 | 0 | 0 | 0 | 0 |
| 2 | Refsnyder, R | STP | R | .233 | 8 | 30 | 5 | 7 | 15 | 2 | 0 | 2 | 5 | 6 | 0 | 9 | 0 | 0 | .378 | .500 | .878 | 37 | 0 | 0 | 1 | 0 | 0 |
| 12 | Riddle, J | STP | L | .232 | 34 | 125 | 16 | 29 | 47 | 6 | 0 | 4 | 16 | 10 | 1 | 24 | 2 | 2 | .302 | .376 | .678 | 139 | 0 | 1 | 3 | 4 | 4 |
| 19 | Rooker, B | STP | R | .235 | 30 | 102 | 15 | 24 | 53 | 2 | 0 | 9 | 16 | 22 | 2 | 41 | 1 | 2 | .373 | .520 | .893 | 126 | 0 | 1 | 1 | 2 | 1 |
| 2 | Rortvedt, B | STP | L | .286 | 5 | 21 | 5 | 6 | 12 | 3 | 0 | 1 | 4 | 1 | 0 | 6 | 0 | 0 | .318 | .571 | .890 | 22 | 0 | 0 | 0 | 0 | 0 |
| 18 | Telis, T | STP | S | .250 | 33 | 132 | 12 | 33 | 50 | 3 | 1 | 4 | 18 | 6 | 0 | 23 | 2 | 0 | .281 | .379 | .659 | 139 | 0 | 1 | 0 | 3 | 1 |
| 23 | Tomscha, D | STP | R | .183 | 24 | 82 | 6 | 15 | 27 | 3 | 0 | 3 | 5 | 7 | 0 | 29 | 0 | 0 | .247 | .329 | .576 | 89 | 0 | 0 | 0 | 0 | 2 |
| 23 | Wiel, Z | STP | R | .250 | 2 | 8 | 0 | 2 | 2 | 0 | 0 | 0 | 0 | 0 | 0 | 3 | 0 | 0 | .250 | .250 | .500 | 8 | 0 | 0 | 0 | 0 | 1 |
| | | STP | | .219 | 35 | 1127 | 149 | 247 | 431 | 42 | 5 | 44 | 141 | 132 | 4 | 382 | 21 | 7 | .305 | .382 | .688 | 1281 | 0 | 10 | 12 | 22 | 24 |
| | | OPP | | .257 | 35 | 1185 | 168 | 304 | 465 | 68 | 9 | 25 | 159 | 141 | 0 | 336 | 22 | 4 | .343 | .392 | .735 | 1349 | 1 | 5 | 17 | 24 | |

St. Paul Saints Pitching - 2021 - Regular Season - All Players

| # | Player | Team | T | W | L | ERA | G | GS | CG | SHO | GF | HLD | SV | SVO | IP | H | R | ER | HR | HB | BB | IBB | SO | AVG | WP | BK | GIDP | TBF |
|----|---------------|------|---|----|----|-------|----|----|----|-----|----|-----|----|-----|-------|-----|-----|-----|----|----|-----|-----|-----|------|----|----|------|------|
| 37 | Albers, A | STP | L | 2 | 2 | 7.03 | 5 | 4 | 0 | 0 | 0 | 0 | 0 | 0 | 24.1 | 38 | 20 | 19 | 5 | 1 | 2 | 0 | 20 | .349 | 0 | 0 | 1 | 113 |
| 41 | Anderson, S | STP | R | 1 | 0 | 0.00 | 4 | 0 | 0 | 0 | 0 | 2 | 0 | 0 | 5.0 | 2 | 0 | 0 | 0 | 0 | 3 | 0 | 4 | .125 | 0 | 0 | 1 | 19 |
| 25 | Barnes, C | STP | L | 2 | 0 | 2.20 | 6 | 6 | 0 | 0 | 0 | 0 | 0 | 0 | 32.2 | 29 | 8 | 8 | 0 | 2 | 9 | 0 | 28 | .234 | 1 | 1 | 2 | 135 |
| 26 | Coulombe, D | STP | L | 1 | 1 | 2.08 | 12 | 0 | 0 | 0 | 7 | 2 | 2 | 3 | 17.1 | 16 | 6 | 4 | 1 | 0 | 3 | 0 | 25 | .239 | 0 | 0 | 1 | 70 |
| 59 | Dobnak, R | STP | R | 0 | 1 | 3.38 | 3 | 3 | 0 | 0 | 0 | 0 | 0 | 0 | 13.1 | 10 | 5 | 5 | 0 | 1 | 6 | 0 | 11 | .213 | 0 | 0 | 3 | 54 |
| 46 | Duran, J | STP | R | 0 | 2 | 4.11 | 4 | 3 | 0 | 0 | 0 | 0 | 0 | 0 | 15.1 | 14 | 7 | 7 | 1 | 0 | 10 | 0 | 22 | .241 | 5 | 0 | 2 | 68 |
| 16 | Farrell, L | STP | R | 0 | 0 | 1.93 | 3 | 0 | 0 | 0 | 0 | 0 | 0 | 0 | 4.2 | 2 | 1 | 1 | 0 | 1 | 2 | 0 | 9 | .133 | 0 | 0 | 0 | 19 |
| 57 | Gibaut, I | STP | R | 0 | 2 | 9.20 | 10 | 1 | 0 | 0 | 6 | 0 | 0 | 1 | 14.2 | 17 | 15 | 15 | 1 | 1 | 8 | 0 | 18 | .288 | 2 | 0 | 2 | 68 |
| 38 | Hackimer, T | STP | R | 0 | 0 | 16.20 | 6 | 0 | 0 | 0 | 2 | 1 | 1 | 1 | 5.0 | 6 | 9 | 9 | 0 | 3 | 15 | 0 | 7 | .300 | 1 | 0 | 1 | 38 |
| 44 | Hamilton, I | STP | R | 2 | 0 | 1.23 | 10 | 0 | 0 | 0 | 1 | 1 | 0 | 0 | 14.2 | 9 | 3 | 2 | 0 | 1 | 13 | 0 | 18 | .184 | 5 | 0 | 2 | 65 |
| 48 | Jax, G | STP | R | 3 | 1 | 3.33 | 5 | 5 | 0 | 0 | 0 | 0 | 0 | 0 | 27.0 | 26 | 10 | 10 | 0 | 0 | 10 | 0 | 29 | .257 | 0 | 0 | 0 | 112 |
| 54 | Law, D | STP | R | 0 | 0 | 5.79 | 7 | 0 | 0 | 0 | 4 | 0 | 3 | 3 | 9.1 | 15 | 6 | 6 | 1 | 0 | 2 | 0 | 9 | .357 | 0 | 0 | 0 | 44 |
| 36 | Leyer, R | STP | R | 1 | 1 | 5.71 | 11 | 1 | 0 | 0 | 2 | 1 | 0 | 1 | 17.1 | 14 | 11 | 11 | 3 | 2 | 10 | 0 | 24 | .212 | 0 | 0 | 1 | 78 |
| 38 | Maeda, K | STP | R | 0 | 0 | 2.25 | 1 | 1 | 0 | 0 | 0 | 0 | 0 | 0 | 4.0 | 1 | 1 | 1 | 1 | 0 | 1 | 0 | 5 | .077 | 0 | 0 | 0 | 14 |
| 32 | Minaya, J | STP | R | 1 | 2 | 5.27 | 8 | 0 | 0 | 0 | 1 | 0 | 0 | 1 | 13.2 | 16 | 10 | 8 | 2 | 1 | 6 | 0 | 16 | .271 | 2 | 0 | 2 | 66 |
| 16 | Mullenbach, M | STP | R | 0 | 0 | 0.00 | 1 | 0 | 0 | 0 | 1 | 0 | 0 | 0 | 2.0 | 2 | 0 | 0 | 0 | 0 | 1 | 0 | 0 | .250 | 0 | 0 | 0 | 9 |
| 20 | Ober, B | STP | R | 1 | 0 | 2.81 | 4 | 4 | 0 | 0 | 0 | 0 | 0 | 0 | 16.0 | 13 | 5 | 5 | 0 | 0 | 5 | 0 | 21 | .217 | 0 | 0 | 1 | 65 |
| 45 | Sammons, B | STP | L | 0 | 1 | 11.05 | 2 | 1 | 0 | 0 | 0 | 0 | 0 | 0 | 7.1 | 12 | 9 | 9 | 1 | 1 | 6 | 0 | 4 | .364 | 2 | 0 | 1 | 40 |
| 39 | Shepherd, C | STP | R | 1 | 2 | 8.10 | 6 | 4 | 0 | 0 | 0 | 0 | 0 | 0 | 20.0 | 36 | 21 | 18 | 5 | 0 | 7 | 0 | 12 | .400 | 1 | 0 | 3 | 98 |
| 38 | Sparkman, G | STP | R | 0 | 0 | 3.00 | 2 | 0 | 0 | 0 | 0 | 0 | 0 | 0 | 3.0 | 2 | 1 | 1 | 1 | 0 | 0 | 0 | 6 | .182 | 0 | 0 | 0 | 11 |
| 40 | Stashak, C | STP | R | 0 | 0 | 0.00 | 2 | 0 | 0 | 0 | 1 | 0 | 0 | 0 | 2.1 | 2 | 0 | 0 | 0 | 0 | 0 | 0 | 3 | .222 | 0 | 0 | 0 | 9 |
| 43 | Thorpe, L | STP | L | 0 | 1 | 7.27 | 4 | 0 | 0 | 0 | 0 | 2 | 0 | 1 | 8.2 | 6 | 7 | 7 | 0 | 1 | 6 | 0 | 6 | .188 | 0 | 0 | 1 | 39 |
| 55 | Vasquez, A | STP | L | 2 | 0 | 3.95 | 14 | 0 | 0 | 0 | 7 | 1 | 0 | 0 | 13.2 | 7 | 7 | 6 | 1 | 1 | 10 | 0 | 26 | .143 | 0 | 0 | 0 | 60 |
| 52 | Whalen, R | STP | R | 0 | 2 | 3.46 | 5 | 2 | 0 | 0 | 3 | 0 | 2 | 2 | 13.0 | 9 | 6 | 5 | 2 | 1 | 6 | 0 | 13 | .188 | 2 | 0 | 0 | 55 |
| | | STP | | 17 | 18 | 4.64 | 35 | 35 | 0 | 1 | 35 | 10 | 8 | 13 | 304.1 | 304 | 168 | 157 | 25 | 17 | 141 | 0 | 336 | .257 | 21 | 1 | 24 | 1349 |
| | | OPP | | 18 | 17 | 3.86 | 35 | 35 | 1 | 0 | 34 | 13 | 4 | 7 | 305.2 | 247 | 149 | 131 | 44 | 12 | 132 | 4 | 382 | .219 | 16 | 0 | 22 | 1281 |

Triple-A East Standings - 2021 - Regular Season

| AAA-E Northeast | W | L | PCT | GB | L10 | STRK | HOME | ROAD | RS | RA | DIFF |
|------------------------|----------|----------|------------|-----------|------------|-------------|-------------|-------------|-----------|-----------|-------------|
| Scranton/WB | 22 | 11 | .667 | - | 6-4 | W1 | 10-6 | 12-5 | 172 | 139 | 33 |
| Worcester | 22 | 13 | .629 | 1.0 | 7-3 | W5 | 11-7 | 11-6 | 180 | 165 | 15 |
| Buffalo | 17 | 16 | .515 | 5.0 | 4-6 | L1 | 14-9 | 3-7 | 146 | 116 | 30 |
| Lehigh Valley | 18 | 17 | .514 | 5.0 | 4-6 | W1 | 9-8 | 9-9 | 152 | 153 | -1 |
| Rochester | 13 | 22 | .371 | 10.0 | 6-4 | L1 | 4-8 | 9-14 | 163 | 170 | -7 |
| Syracuse | 11 | 24 | .314 | 12.0 | 3-7 | L6 | 3-14 | 8-10 | 156 | 226 | -70 |
| AAA-E Southeast | W | L | PCT | GB | L10 | STRK | HOME | ROAD | RS | RA | DIFF |
| Durham | 24 | 10 | .706 | - | 7-3 | W1 | 14-8 | 10-2 | 219 | 130 | 89 |
| Nashville | 24 | 10 | .706 | - | 5-5 | L1 | 12-5 | 12-5 | 199 | 144 | 55 |
| Jacksonville | 21 | 14 | .600 | 3.5 | 6-4 | W1 | 7-10 | 14-4 | 163 | 167 | -4 |
| Gwinnett | 18 | 17 | .514 | 6.5 | 4-6 | L2 | 10-8 | 8-9 | 193 | 139 | 54 |
| Memphis | 14 | 21 | .400 | 10.5 | 5-5 | W2 | 10-13 | 4-8 | 142 | 203 | -61 |
| Norfolk | 13 | 20 | .394 | 10.5 | 5-5 | L1 | 5-6 | 8-14 | 154 | 186 | -32 |
| Charlotte | 12 | 22 | .353 | 12.0 | 4-6 | L1 | 9-9 | 3-13 | 164 | 217 | -53 |
| AAA-E Midwest | W | L | PCT | GB | L10 | STRK | HOME | ROAD | RS | RA | DIFF |
| Omaha | 24 | 10 | .706 | - | 7-3 | L1 | 15-3 | 9-7 | 194 | 155 | 39 |
| Toledo | 18 | 16 | .529 | 6.0 | 6-4 | W4 | 10-6 | 8-10 | 174 | 144 | 30 |
| Indianapolis | 17 | 17 | .500 | 7.0 | 5-5 | W1 | 9-3 | 8-14 | 141 | 143 | -2 |
| St. Paul | 17 | 18 | .486 | 7.5 | 4-6 | W1 | 7-10 | 10-8 | 149 | 168 | -19 |
| Columbus | 14 | 20 | .412 | 10.0 | 6-4 | W1 | 2-10 | 12-10 | 149 | 191 | -42 |
| Louisville | 12 | 22 | .353 | 12.0 | 4-6 | L4 | 7-10 | 5-12 | 125 | 155 | -30 |
| Iowa | 11 | 22 | .333 | 12.5 | 2-8 | L1 | 7-14 | 4-8 | 151 | 175 | -24 |

Wichita Wind Surge (19-16) 4,Tulsa Drillers (21-13) 2
Jun 12th, 2021

| | | | | | | | | | | | | | |
|----------------|----------|----------|----------|----------|----------|----------|----------|----------|----------|-----------|----------|----------|----------|
| | 1 | 2 | 3 | 4 | 5 | 6 | 7 | 8 | 9 | 10 | R | H | E |
| Wichita | 0 | 0 | 0 | 0 | 0 | 0 | 2 | 0 | 0 | 2 | 4 | 3 | 2 |
| Tulsa | 0 | 0 | 0 | 1 | 1 | 0 | 0 | 0 | 0 | 0 | 2 | 7 | 0 |

| | AB | R | H | RBI | BB | SO | LOB | AVG | | AB | R | H | RBI | BB | SO | LOB | AVG |
|--------------------|-----------|----------|----------|------------|-----------|-----------|------------|-------------|------------------|-----------|----------|----------|------------|-----------|-----------|------------|-------------|
| Wichita | | | | | | | | | Tulsa | | | | | | | | |
| Miranda, 3B | 4 | 0 | 0 | 0 | 0 | 0 | 1 | .296 | Kendall, CF | 5 | 1 | 1 | 0 | 0 | 1 | 2 | .228 |
| Palacios, SS | 3 | 1 | 0 | 0 | 1 | 1 | 0 | .299 | Casey, RF | 5 | 0 | 1 | 1 | 0 | 4 | 1 | .302 |
| De La Trinidad, RF | 4 | 1 | 1 | 0 | 0 | 0 | 0 | .302 | Busch, 2B | 3 | 0 | 1 | 0 | 2 | 2 | 0 | .248 |
| Hamilton, C, C | 4 | 0 | 0 | 0 | 0 | 2 | 2 | .256 | Noda, 1B | 2 | 0 | 0 | 0 | 1 | 1 | 1 | .241 |
| Boyd, DH | 4 | 1 | 0 | 0 | 0 | 3 | 2 | .280 | Rincon, C, DH | 5 | 1 | 0 | 0 | 0 | 0 | 7 | .256 |
| Bechtold, 1B | 3 | 0 | 0 | 0 | 1 | 1 | 1 | .211 | Mann, 3B | 5 | 0 | 2 | 1 | 0 | 1 | 1 | .177 |
| Whitefield, CF | 2 | 0 | 1 | 3 | 1 | 1 | 0 | .288 | Cuadrado, LF | 5 | 0 | 0 | 0 | 0 | 4 | 3 | .221 |
| Mooney, P, 2B | 4 | 1 | 1 | 1 | 0 | 3 | 3 | .168 | Feduccia, C | 3 | 0 | 2 | 0 | 1 | 0 | 0 | .200 |
| Cabrera, L, LF | 4 | 0 | 0 | 0 | 0 | 1 | 1 | .000 | Diaz, Luis Y, SS | 3 | 0 | 0 | 0 | 0 | 1 | 2 | .000 |
| Schulfer, P | 0 | 0 | 0 | 0 | 0 | 0 | 0 | .000 | a-Amaya, PH-SS | 0 | 0 | 0 | 0 | 1 | 0 | 0 | .190 |
| Moran, P | 0 | 0 | 0 | 0 | 0 | 0 | 0 | .000 | Pepiot, P | 0 | 0 | 0 | 0 | 0 | 0 | 0 | .000 |
| Mason, P | 0 | 0 | 0 | 0 | 0 | 0 | 0 | .000 | Schwaab, P | 0 | 0 | 0 | 0 | 0 | 0 | 0 | .000 |
| Neff, P | 0 | 0 | 0 | 0 | 0 | 0 | 0 | .000 | Robertson, P | 0 | 0 | 0 | 0 | 0 | 0 | 0 | .000 |
| Totals | 32 | 4 | 3 | 4 | 3 | 12 | 10 | .250 | Totals | 36 | 2 | 7 | 2 | 5 | 14 | 17 | .228 |

BATTING

HR : Mooney, P (2, 10th inning off Martinson, 0 on, 2 out).

TB : De La Trinidad; Mooney, P 4; Whitefield.

RBI : Mooney, P (9); Whitefield 3 (18).

2-out RBI : Whitefield 2; Mooney, P.

Runners left in scoring position, 2 out : Miranda; Mooney, P 2.

SF : Whitefield.

Team RISP : 1-for-6.

Team LOB : 3.

FIELDING

E : Bechtold (5, fielding); Cabrera, L (1, throw).

DP : 2 (Palacios-Mooney, P-Bechtold; Schulfer-Mooney, P-Bechtold).

a-Walked for Diaz, Luis Y in the 8th.

BATTING

2B : Mann (7, Schulfer); Kendall (4, Schulfer).

TB : Busch; Casey; Feduccia 2; Kendall 2; Mann 3.

RBI : Casey (15); Mann (18).

2-out RBI : Mann; Casey.

Runners left in scoring position, 2 out : Kendall; Rincon, C 3; Cuadrado 2; Casey.

GDP : Cuadrado; Diaz, Luis Y.

Team RISP : 1-for-9.

Team LOB : 12.

BASERUNNING

SB : Kendall (10, 2nd base off Schulfer/Hamilton, C).

FIELDING

PB : Feduccia (1).

| | IP | H | R | ER | BB | SO | HR | ERA | | IP | H | R | ER | BB | SO | HR | ERA |
|----------------|-------------|----------|----------|-----------|-----------|-----------|-----------|-------------|--------------------|-------------|----------|----------|-----------|-----------|-----------|-----------|-------------|
| Wichita | | | | | | | | | Tulsa | | | | | | | | |
| Schulfer | 4.2 | 6 | 2 | 2 | 1 | 5 | 0 | 5.28 | Pepiot | 5.0 | 0 | 0 | 0 | 1 | 8 | 0 | 1.64 |
| Moran | 2.0 | 1 | 0 | 0 | 2 | 4 | 0 | 0.77 | Schwaab (BS, 1) | 1.2 | 2 | 2 | 2 | 2 | 2 | 0 | 4.91 |
| Mason | 1.2 | 0 | 0 | 0 | 2 | 2 | 0 | 3.12 | Robertson | 2.1 | 0 | 0 | 0 | 0 | 1 | 0 | 1.56 |
| Neff (W, 3-0) | 1.2 | 0 | 0 | 0 | 0 | 3 | 0 | 2.08 | Martinson (L, 0-1) | 1.0 | 1 | 2 | 1 | 0 | 1 | 1 | 9.00 |
| Totals | 10.0 | 7 | 2 | 2 | 5 | 14 | 0 | 4.01 | Totals | 10.0 | 3 | 4 | 3 | 3 | 12 | 1 | 3.23 |

Pepiot pitched to 1 batter in the 6th.

HBP : Noda 2 (by Schulfer, by Schulfer).

Pitches-strikes : Schulfer 80-49; Moran 42-23; Mason 32-19; Neff 26-18; Pepiot 72-48; Schwaab 30-16; Robertson 26-20; Martinson 13-9.

Groundouts-flyouts : Schulfer 5-2; Moran 1-0; Mason 1-1; Neff 0-1; Pepiot 5-1; Schwaab 2-1; Robertson 5-1; Martinson 1-1.

Batters faced : Schulfer 22; Moran 9; Mason 7; Neff 5; Pepiot 16; Schwaab 9; Robertson 7; Martinson 4.

Inherited runners-scored : Moran 3-0; Mason 2-0; Schwaab 1-0; Robertson 2-0.

Umpires : HP: Ben Fernandez. 1B: Evin Johnson. 3B: Isaias Barba.

Official Scorer : Duane Dapron

Weather : 92 degrees, Clear

Wind : 5 mph, In From LF

First pitch : 7:05 PM

T : 3:21

Att : 7,935

Venue : ONEOK Field

June 12, 2021

Wichita Wind Surge Hitting - 2021 - Regular Season - All Players

| # | Player | Team | B | AVG | G | AB | R | H | TB | 2B | 3B | HR | RBI | BB | IBB | SO | SB | CS | OBP | SLG | OPS | PA | SAC | SF | HBP | GIDP | E |
|------------|-------------------|------|---|-------------|-----------|-------------|------------|------------|------------|-----------|----------|-----------|------------|------------|----------|------------|-----------|-----------|-------------|-------------|-------------|-------------|----------|-----------|-----------|-----------|-----------|
| 9 | Bañuelos, D | WCH | R | .132 | 10 | 38 | 3 | 5 | 7 | 2 | 0 | 0 | 1 | 0 | 0 | 14 | 0 | 0 | .128 | .184 | .312 | 39 | 0 | 1 | 0 | 0 | 1 |
| 5 | Bechtold, A | WCH | R | .211 | 32 | 114 | 11 | 24 | 40 | 7 | 0 | 3 | 12 | 15 | 0 | 39 | 0 | 0 | .305 | .351 | .656 | 131 | 0 | 1 | 1 | 1 | 5 |
| 45 | Boyd, B | WCH | L | .280 | 13 | 50 | 10 | 14 | 22 | 3 | 1 | 1 | 8 | 6 | 0 | 13 | 0 | 0 | .362 | .440 | .802 | 58 | 0 | 1 | 1 | 1 | 0 |
| 20 | Cabbage, T | WCH | L | .222 | 3 | 9 | 2 | 2 | 2 | 0 | 0 | 0 | 0 | 3 | 0 | 4 | 0 | 0 | .462 | .222 | .684 | 13 | 0 | 0 | 1 | 0 | 0 |
| 17 | Cabrera, L | WCH | R | .000 | 2 | 8 | 0 | 0 | 0 | 0 | 0 | 0 | 0 | 0 | 0 | 4 | 0 | 0 | .000 | .000 | .000 | 8 | 0 | 0 | 0 | 0 | 1 |
| 1 | Celestino, G | WCH | R | .250 | 21 | 84 | 10 | 21 | 32 | 5 | 0 | 2 | 7 | 11 | 0 | 24 | 0 | 1 | .344 | .381 | .725 | 96 | 0 | 0 | 1 | 1 | 0 |
| 1 | Contreras, M | WCH | L | .269 | 19 | 67 | 10 | 18 | 30 | 4 | 1 | 2 | 11 | 9 | 0 | 22 | 3 | 0 | .355 | .448 | .803 | 76 | 0 | 0 | 0 | 1 | 0 |
| 15 | De La Trinidad, E | WCH | L | .302 | 29 | 106 | 14 | 32 | 49 | 6 | 1 | 3 | 17 | 7 | 0 | 21 | 1 | 0 | .367 | .462 | .829 | 120 | 0 | 2 | 5 | 0 | 2 |
| 12 | Encarnacion, Y | WCH | S | .188 | 5 | 16 | 0 | 3 | 3 | 0 | 0 | 0 | 1 | 2 | 0 | 6 | 1 | 1 | .278 | .188 | .465 | 18 | 0 | 0 | 0 | 1 | 2 |
| 20 | Garland, N | WCH | R | .167 | 3 | 6 | 0 | 1 | 1 | 0 | 0 | 0 | 0 | 0 | 0 | 4 | 0 | 0 | .167 | .167 | .333 | 6 | 0 | 0 | 0 | 0 | 0 |
| 8 | Hamilton, C | WCH | R | .256 | 25 | 78 | 12 | 20 | 35 | 3 | 0 | 4 | 13 | 17 | 0 | 34 | 2 | 0 | .392 | .449 | .840 | 97 | 0 | 1 | 1 | 1 | 3 |
| 21 | Johnson, S | WCH | L | .107 | 11 | 28 | 6 | 3 | 5 | 2 | 0 | 0 | 3 | 6 | 0 | 7 | 1 | 0 | .306 | .179 | .484 | 36 | 0 | 0 | 2 | 1 | 0 |
| 8 | Kerrigan, J | WCH | R | .125 | 2 | 8 | 0 | 1 | 3 | 0 | 1 | 0 | 0 | 0 | 0 | 3 | 0 | 0 | .125 | .375 | .500 | 8 | 0 | 0 | 0 | 0 | 0 |
| 22 | Miranda, J | WCH | R | .296 | 34 | 135 | 23 | 40 | 67 | 6 | 0 | 7 | 27 | 12 | 1 | 17 | 2 | 2 | .370 | .496 | .866 | 154 | 0 | 2 | 5 | 4 | 4 |
| 11 | Mooney, P | WCH | L | .168 | 27 | 95 | 8 | 16 | 22 | 0 | 0 | 2 | 9 | 12 | 0 | 25 | 1 | 1 | .262 | .232 | .493 | 107 | 0 | 0 | 0 | 2 | 2 |
| 25 | Morales, R | WCH | R | .243 | 20 | 70 | 12 | 17 | 18 | 1 | 0 | 0 | 5 | 14 | 0 | 14 | 0 | 1 | .369 | .257 | .626 | 84 | 0 | 0 | 0 | 4 | 3 |
| 4 | Palacios, J | WCH | R | .299 | 33 | 127 | 17 | 38 | 58 | 5 | 0 | 5 | 16 | 19 | 0 | 35 | 6 | 2 | .395 | .457 | .851 | 147 | 0 | 0 | 1 | 4 | 9 |
| 21 | Tomscha, D | WCH | R | .250 | 5 | 16 | 4 | 4 | 5 | 1 | 0 | 0 | 3 | 2 | 0 | 6 | 1 | 0 | .368 | .313 | .681 | 19 | 0 | 0 | 1 | 1 | 0 |
| 2 | Whitefield, A | WCH | R | .288 | 32 | 118 | 16 | 34 | 47 | 3 | 2 | 2 | 18 | 12 | 1 | 37 | 9 | 6 | .346 | .398 | .744 | 134 | 1 | 3 | 0 | 3 | 2 |
| WCH | | | | .250 | 35 | 1173 | 158 | 293 | 446 | 48 | 6 | 31 | 151 | 147 | 2 | 329 | 27 | 14 | .340 | .380 | .720 | 1351 | 1 | 11 | 19 | 25 | 40 |
| OPP | | | | .222 | 35 | 1155 | 162 | 256 | 414 | 31 | 2 | 41 | 145 | 143 | 1 | 383 | 44 | 15 | .318 | .358 | .677 | 1333 | 1 | 7 | 24 | 20 | |

Wichita Wind Surge Pitching - 2021 - Regular Season - All Players

| # | Player | Team | T | W | L | ERA | G | GS | CG | SHO | GF | HLD | SV | SVO | IP | H | R | ER | HR | HB | BB | IBB | SO | AVG | WP | BK | GIDP | TBF |
|------------|--------------|------|---|-----------|-----------|-------------|-----------|-----------|----------|----------|-----------|----------|----------|-----------|--------------|------------|------------|------------|-----------|-----------|------------|----------|------------|-------------|-----------|----------|-----------|-------------|
| 31 | Balazovic, J | WCH | R | 0 | 0 | 6.75 | 2 | 2 | 0 | 0 | 0 | 0 | 0 | 0 | 5.1 | 5 | 4 | 4 | 1 | 2 | 4 | 0 | 8 | .227 | 1 | 0 | 0 | 28 |
| 30 | Cano, Y | WCH | R | 3 | 1 | 1.65 | 11 | 0 | 0 | 0 | 9 | 0 | 1 | 2 | 16.1 | 17 | 7 | 3 | 1 | 1 | 5 | 1 | 27 | .246 | 0 | 0 | 1 | 75 |
| 44 | Chalmers, D | WCH | R | 0 | 0 | 9.49 | 5 | 2 | 0 | 0 | 0 | 0 | 0 | 1 | 12.1 | 10 | 15 | 13 | 5 | 1 | 15 | 0 | 13 | .217 | 0 | 0 | 1 | 63 |
| 12 | Cheshire, J | WCH | R | 0 | 0 | 4.50 | 2 | 0 | 0 | 0 | 1 | 0 | 0 | 0 | 2.0 | 4 | 1 | 1 | 0 | 0 | 3 | 0 | 2 | .500 | 0 | 0 | 0 | 11 |
| 48 | Faucher, C | WCH | R | 1 | 0 | 9.39 | 10 | 0 | 0 | 0 | 2 | 0 | 1 | 1 | 15.1 | 21 | 16 | 16 | 3 | 1 | 11 | 0 | 22 | .333 | 2 | 0 | 2 | 75 |
| 17 | Hackimer, T | WCH | R | 2 | 0 | 0.00 | 4 | 0 | 0 | 0 | 1 | 1 | 0 | 0 | 7.1 | 5 | 0 | 0 | 0 | 2 | 1 | 0 | 11 | .200 | 0 | 0 | 0 | 28 |
| 46 | Koch, B | WCH | R | 1 | 0 | 5.23 | 7 | 0 | 0 | 0 | 2 | 1 | 1 | 2 | 10.1 | 10 | 7 | 6 | 2 | 3 | 6 | 0 | 9 | .263 | 1 | 0 | 2 | 48 |
| 35 | Lujan, H | WCH | R | 2 | 1 | 2.38 | 10 | 0 | 0 | 0 | 3 | 1 | 0 | 0 | 22.2 | 11 | 6 | 6 | 4 | 2 | 7 | 0 | 23 | .143 | 0 | 0 | 1 | 86 |
| 39 | Mason, R | WCH | R | 1 | 1 | 3.12 | 12 | 0 | 0 | 0 | 8 | 0 | 1 | 1 | 17.1 | 16 | 11 | 6 | 1 | 3 | 9 | 0 | 18 | .242 | 3 | 0 | 1 | 79 |
| 41 | Milbrath, J | WCH | R | 0 | 0 | 9.00 | 2 | 0 | 0 | 0 | 0 | 0 | 0 | 0 | 4.0 | 1 | 5 | 4 | 0 | 0 | 7 | 0 | 4 | .083 | 2 | 0 | 0 | 19 |
| 50 | Mitchell, J | WCH | L | 1 | 1 | 4.05 | 4 | 0 | 0 | 0 | 3 | 0 | 1 | 1 | 6.2 | 6 | 5 | 3 | 1 | 0 | 1 | 0 | 4 | .231 | 0 | 0 | 0 | 28 |
| 18 | Moran, J | WCH | L | 2 | 1 | 0.77 | 12 | 0 | 0 | 0 | 3 | 1 | 0 | 0 | 23.1 | 8 | 2 | 2 | 1 | 0 | 8 | 0 | 36 | .105 | 0 | 0 | 1 | 84 |
| 13 | Neff, Z | WCH | L | 3 | 0 | 2.08 | 5 | 0 | 0 | 0 | 1 | 0 | 0 | 0 | 8.2 | 3 | 2 | 2 | 2 | 0 | 0 | 0 | 13 | .103 | 1 | 0 | 0 | 29 |
| 40 | Phillips, A | WCH | R | 1 | 2 | 3.32 | 10 | 0 | 0 | 0 | 2 | 3 | 0 | 2 | 19.0 | 12 | 7 | 7 | 3 | 0 | 8 | 0 | 19 | .176 | 1 | 0 | 1 | 77 |
| 32 | Sammons, B | WCH | L | 0 | 3 | 6.45 | 5 | 5 | 0 | 0 | 0 | 0 | 0 | 0 | 22.1 | 23 | 17 | 16 | 7 | 3 | 8 | 0 | 29 | .280 | 2 | 0 | 3 | 95 |
| 26 | Sands, C | WCH | R | 0 | 0 | 2.84 | 7 | 7 | 0 | 0 | 0 | 0 | 0 | 0 | 31.2 | 22 | 13 | 10 | 1 | 1 | 18 | 0 | 42 | .190 | 0 | 0 | 1 | 137 |
| 24 | Schulfer, A | WCH | R | 1 | 3 | 5.28 | 7 | 7 | 0 | 0 | 0 | 0 | 0 | 0 | 29.0 | 31 | 21 | 17 | 1 | 4 | 13 | 0 | 25 | .270 | 2 | 0 | 5 | 133 |
| 33 | Vallimont, C | WCH | R | 0 | 3 | 5.23 | 5 | 5 | 0 | 0 | 0 | 0 | 0 | 0 | 20.2 | 21 | 12 | 12 | 3 | 0 | 10 | 0 | 33 | .256 | 2 | 0 | 0 | 92 |
| 38 | Whalen, R | WCH | R | 0 | 0 | 9.00 | 1 | 0 | 0 | 0 | 0 | 0 | 0 | 0 | 2.0 | 2 | 2 | 2 | 1 | 1 | 1 | 0 | 2 | .286 | 0 | 0 | 0 | 9 |
| 36 | Winder, J | WCH | R | 1 | 0 | 2.27 | 7 | 7 | 0 | 0 | 0 | 0 | 0 | 0 | 35.2 | 28 | 9 | 9 | 4 | 0 | 8 | 0 | 43 | .219 | 2 | 0 | 1 | 137 |
| WCH | | | | 19 | 16 | 4.01 | 35 | 35 | 0 | 4 | 35 | 7 | 5 | 10 | 312.0 | 256 | 162 | 139 | 41 | 24 | 143 | 1 | 383 | .222 | 19 | 0 | 20 | 1333 |
| OPP | | | | 16 | 19 | 4.15 | 35 | 35 | 0 | 3 | 35 | 6 | 7 | 17 | 310.0 | 293 | 158 | 143 | 31 | 19 | 147 | 2 | 329 | .250 | 20 | 5 | 25 | 1351 |

Double-A Central Standings - 2021 - Regular Season

| AA-C North | W | L | PCT | GB | L10 | STRK | HOME | ROAD | RS | RA | DIFF |
|-------------------|----------|----------|------------|-----------|------------|-------------|-------------|-------------|-----------|-----------|-------------|
| Tulsa | 21 | 13 | .618 | - | 7-3 | L1 | 9-8 | 12-5 | 166 | 122 | 44 |
| Wichita | 19 | 16 | .543 | 2.5 | 4-6 | W1 | 10-8 | 9-8 | 158 | 162 | -4 |
| NW Arkansas | 16 | 16 | .500 | 4.0 | 5-5 | W1 | 6-11 | 10-5 | 167 | 149 | 18 |
| Arkansas | 16 | 18 | .471 | 5.0 | 4-6 | L1 | 8-9 | 8-9 | 160 | 148 | 12 |
| Springfield | 11 | 23 | .324 | 10.0 | 4-6 | W1 | 7-15 | 4-8 | 153 | 231 | -78 |
| AA-C South | W | L | PCT | GB | L10 | STRK | HOME | ROAD | RS | RA | DIFF |
| Frisco | 20 | 14 | .588 | - | 5-5 | L1 | 13-9 | 7-5 | 156 | 131 | 25 |
| San Antonio | 19 | 16 | .543 | 1.5 | 8-2 | W3 | 5-6 | 14-10 | 166 | 156 | 10 |
| Midland | 18 | 17 | .514 | 2.5 | 4-6 | L3 | 12-6 | 6-11 | 169 | 166 | 3 |
| Corpus Christi | 16 | 18 | .471 | 4.0 | 5-5 | L1 | 9-9 | 7-9 | 177 | 189 | -12 |
| Amarillo | 15 | 20 | .429 | 5.5 | 4-6 | W1 | 5-6 | 10-14 | 164 | 182 | -18 |

Cedar Rapids Kernels (17-18) 5, Beloit Snappers (16-19) 1
 Jun 12th, 2021

| | | | | | | | | | | | | |
|---------------------|----------|----------|----------|----------|----------|----------|----------|----------|----------|----------|----------|----------|
| | 1 | 2 | 3 | 4 | 5 | 6 | 7 | 8 | 9 | R | H | E |
| Cedar Rapids | 0 | 0 | 0 | 2 | 2 | 0 | 1 | 0 | 0 | 5 | 11 | 1 |
| Beloit | 0 | 0 | 0 | 0 | 0 | 1 | 0 | 0 | 0 | 1 | 5 | 1 |

| Cedar Rapids | AB | R | H | RBI | BB | SO | LOB | AVG | Beloit | AB | R | H | RBI | BB | SO | LOB | AVG |
|-----------------|-----------|----------|-----------|----------|----------|-----------|-----------|-------------|---------------|-----------|----------|----------|----------|----------|-----------|-----------|-------------|
| Steer, DH | 4 | 1 | 0 | 0 | 1 | 0 | 0 | .258 | Jones, Th, DH | 4 | 0 | 0 | 0 | 1 | 1 | 4 | .252 |
| Gray, 3B | 4 | 1 | 3 | 0 | 0 | 1 | 0 | .207 | Scott, C, CF | 5 | 0 | 1 | 0 | 0 | 1 | 0 | .259 |
| Javier, SS | 5 | 2 | 2 | 2 | 0 | 2 | 4 | .230 | Banfield, C | 4 | 0 | 1 | 0 | 0 | 3 | 2 | .179 |
| Cabbage, RF | 5 | 1 | 2 | 1 | 0 | 2 | 4 | .255 | Misner, LF | 2 | 0 | 0 | 0 | 2 | 0 | 1 | .195 |
| Isola, 1B | 4 | 0 | 2 | 1 | 0 | 1 | 1 | .260 | Conine, RF | 3 | 1 | 0 | 0 | 0 | 3 | 3 | .250 |
| Helman, CF | 4 | 0 | 2 | 1 | 0 | 2 | 2 | .225 | Johnston, 1B | 4 | 0 | 1 | 0 | 0 | 2 | 4 | .250 |
| Williams, C | 4 | 0 | 0 | 0 | 0 | 1 | 3 | .081 | Aracena, 2B | 3 | 0 | 2 | 0 | 1 | 0 | 0 | .231 |
| Smith, LF | 4 | 0 | 0 | 0 | 0 | 0 | 3 | .250 | Kone, 3B | 3 | 0 | 0 | 1 | 1 | 1 | 5 | .182 |
| Ozoria, 2B | 4 | 0 | 0 | 0 | 0 | 1 | 1 | .250 | Marinez, SS | 3 | 0 | 0 | 0 | 1 | 1 | 2 | .233 |
| Gross, P | 0 | 0 | 0 | 0 | 0 | 0 | 0 | .000 | Hoeing, P | 0 | 0 | 0 | 0 | 0 | 0 | 0 | .000 |
| Gore, P | 0 | 0 | 0 | 0 | 0 | 0 | 0 | .000 | Walters, P | 0 | 0 | 0 | 0 | 0 | 0 | 0 | .000 |
| Featherstone, P | 0 | 0 | 0 | 0 | 0 | 0 | 0 | .000 | Velez, P | 0 | 0 | 0 | 0 | 0 | 0 | 0 | .000 |
| Acosta, M, P | 0 | 0 | 0 | 0 | 0 | 0 | 0 | .000 | Totals | 31 | 1 | 5 | 1 | 6 | 12 | 21 | .218 |
| Totals | 38 | 5 | 11 | 5 | 1 | 10 | 18 | .234 | | | | | | | | | |

BATTING

2B : Helman (6, Hoeing).

HR : Javier (4, 5th inning off Hoeing, 1 on, 2 out).

TB : Cabbage 2; Gray 3; Helman 3; Isola 2; Javier 5.

RBI : Cabbage (24); Helman (20); Isola (14); Javier 2 (18).

2-out RBI : Javier 2; Isola.

Runners left in scoring position, 2 out : Cabbage; Ozoria; Helman; Smith 2.

Team RISP : 3-for-12.

Team LOB : 8.

FIELDING

E : Ozoria (5, fielding).

Outfield assists : Smith (Banfield at 2nd base).

BATTING

TB : Aracena 2; Banfield; Johnston; Scott, C.

RBI : Kone (3).

Runners left in scoring position, 2 out : Marinez; Johnston; Misner; Jones, Th 2; Kone.

Team RISP : 0-for-10.

Team LOB : 10.

BASERUNNING

SB : Aracena (16, 2nd base off Gore/Williams).

CS : Scott, C (4, 2nd base by Gross/Williams).

FIELDING

E : Kone (1, throw).

| Cedar Rapids | IP | H | R | ER | BB | SO | HR | ERA | Beloit | IP | H | R | ER | BB | SO | HR | ERA |
|------------------|------------|----------|----------|----------|----------|-----------|----------|-------------|-----------------|------------|-----------|----------|----------|----------|-----------|----------|-------------|
| Gross | 4.0 | 3 | 0 | 0 | 4 | 5 | 0 | 3.86 | Hoeing (L, 2-3) | 6.0 | 9 | 4 | 4 | 0 | 4 | 1 | 6.55 |
| Gore (W, 3-1) | 2.0 | 2 | 1 | 1 | 0 | 1 | 0 | 3.91 | Walters | 2.0 | 2 | 1 | 1 | 1 | 4 | 0 | 4.58 |
| Featherstone | 1.2 | 0 | 0 | 0 | 2 | 5 | 0 | 3.00 | Velez | 1.0 | 0 | 0 | 0 | 0 | 2 | 0 | 4.87 |
| Acosta, M (S, 4) | 1.1 | 0 | 0 | 0 | 0 | 1 | 0 | 3.86 | Totals | 9.0 | 11 | 5 | 5 | 1 | 10 | 1 | 5.11 |
| Totals | 9.0 | 5 | 1 | 1 | 6 | 12 | 0 | 4.02 | | | | | | | | | |

WP : Velez.

Balk : Hoeing.

HBP : Gray (by Velez); Conine (by Gore).

Pitches-strikes : Gross 82-52; Gore 26-17; Featherstone 38-20; Acosta, M 8-6; Hoeing 97-64; Walters 47-32; Velez 13-11.

Groundouts-flyouts : Gross 3-2; Gore 3-1; Featherstone 0-0; Acosta, M 3-0; Hoeing 7-3; Walters 2-0; Velez 0-1.

Batters faced : Gross 19; Gore 8; Featherstone 7; Acosta, M 4; Hoeing 27; Walters 9; Velez 4.

Inherited runners-scored : Acosta, M 2-0.

Umpires : HP: Mitch Trzeciak. 1B: A.J. Choc.

Official Scorer : Josh Keener

Weather : 86 degrees, Clear

Wind : 1 mph, Varies

First pitch : 6:37 PM

T : 2:53

Att : 620

Venue : Pohlman Field

June 12, 2021

Cedar Rapids Kernels Hitting - 2021 - Regular Season - All Players

| # | Player | Team | B | AVG | G | AB | R | H | TB | 2B | 3B | HR | RBI | BB | IBB | SO | SB | CS | OBP | SLG | OPS | PA | SAC | SF | HBP | GDP | E |
|----|----------------|------|---|-------------|-----------|-------------|------------|------------|------------|-----------|-----------|-----------|------------|------------|----------|------------|-----------|-----------|-------------|-------------|-------------|-------------|----------|-----------|-----------|-----------|-----------|
| 25 | Cabbage, T | CR | L | .255 | 29 | 106 | 17 | 27 | 52 | 5 | 1 | 6 | 24 | 10 | 0 | 40 | 3 | 0 | .325 | .491 | .815 | 117 | 0 | 0 | 1 | 1 | 2 |
| 38 | Cabrera, L | CR | R | .194 | 14 | 36 | 8 | 7 | 14 | 1 | 0 | 2 | 6 | 13 | 0 | 17 | 0 | 0 | .408 | .389 | .797 | 49 | 0 | 0 | 0 | 0 | 0 |
| 17 | Camargo, J | CR | R | .213 | 24 | 89 | 12 | 19 | 38 | 4 | 0 | 5 | 14 | 6 | 0 | 40 | 0 | 0 | .268 | .427 | .695 | 97 | 0 | 1 | 1 | 0 | 5 |
| 20 | Encarnacion, Y | CR | S | .211 | 6 | 19 | 1 | 4 | 4 | 0 | 0 | 0 | 3 | 0 | 0 | 3 | 0 | 0 | .211 | .211 | .421 | 19 | 0 | 0 | 0 | 0 | 2 |
| 18 | Gray, S | CR | L | .207 | 33 | 121 | 20 | 25 | 42 | 3 | 1 | 4 | 12 | 18 | 0 | 40 | 2 | 0 | .349 | .347 | .696 | 149 | 0 | 1 | 9 | 2 | 1 |
| 2 | Helman, M | CR | R | .225 | 31 | 102 | 16 | 23 | 47 | 6 | 0 | 6 | 20 | 14 | 0 | 24 | 5 | 0 | .319 | .461 | .780 | 116 | 0 | 0 | 0 | 1 | 2 |
| 9 | Isola, A | CR | R | .260 | 25 | 77 | 14 | 20 | 37 | 5 | 0 | 4 | 14 | 22 | 0 | 21 | 0 | 0 | .424 | .481 | .905 | 99 | 0 | 0 | 0 | 1 | 4 |
| 19 | Javier, W | CR | R | .230 | 32 | 126 | 16 | 29 | 55 | 8 | 3 | 4 | 18 | 9 | 0 | 43 | 0 | 2 | .281 | .437 | .718 | 135 | 0 | 0 | 0 | 4 | 5 |
| 24 | Keirse, D | CR | L | .250 | 5 | 12 | 1 | 3 | 4 | 1 | 0 | 0 | 0 | 4 | 0 | 5 | 3 | 0 | .471 | .333 | .804 | 17 | 0 | 0 | 1 | 0 | 0 |
| 8 | Maciel, G | CR | S | .214 | 20 | 70 | 4 | 15 | 17 | 2 | 0 | 0 | 1 | 6 | 0 | 18 | 7 | 1 | .273 | .243 | .516 | 77 | 0 | 1 | 0 | 2 | 0 |
| 1 | Ozoria, D | CR | S | .250 | 7 | 16 | 2 | 4 | 4 | 0 | 0 | 0 | 0 | 0 | 0 | 2 | 0 | 0 | .250 | .250 | .500 | 16 | 0 | 0 | 0 | 0 | 5 |
| 35 | Smith, M | CR | L | .250 | 10 | 32 | 4 | 8 | 9 | 1 | 0 | 0 | 4 | 4 | 0 | 10 | 0 | 0 | .333 | .281 | .615 | 36 | 0 | 0 | 0 | 0 | 0 |
| 30 | Snyder, G | CR | L | .238 | 28 | 101 | 22 | 24 | 49 | 6 | 2 | 5 | 11 | 21 | 0 | 30 | 2 | 0 | .379 | .485 | .864 | 124 | 0 | 0 | 2 | 1 | 4 |
| 4 | Steer, S | CR | R | .258 | 32 | 124 | 23 | 32 | 61 | 5 | 0 | 8 | 17 | 24 | 0 | 22 | 4 | 2 | .384 | .492 | .876 | 151 | 0 | 1 | 2 | 1 | 4 |
| 32 | Wallner, M | CR | L | .333 | 17 | 66 | 8 | 22 | 41 | 3 | 2 | 4 | 14 | 5 | 0 | 28 | 0 | 0 | .384 | .621 | 1.005 | 73 | 0 | 1 | 1 | 0 | 1 |
| 5 | Williams, C | CR | R | .081 | 13 | 37 | 4 | 3 | 4 | 1 | 0 | 0 | 0 | 12 | 0 | 17 | 1 | 0 | .306 | .108 | .414 | 49 | 0 | 0 | 0 | 0 | 1 |
| | CR | | | .234 | 35 | 1134 | 172 | 265 | 478 | 51 | 9 | 48 | 158 | 168 | 0 | 360 | 27 | 5 | .340 | .422 | .761 | 1324 | 0 | 5 | 17 | 13 | 39 |
| | OPP | | | .221 | 35 | 1111 | 161 | 246 | 374 | 43 | 11 | 21 | 139 | 148 | 1 | 395 | 48 | 11 | .325 | .337 | .662 | 1305 | 4 | 12 | 29 | 11 | |

Cedar Rapids Kernels Pitching - 2021 - Regular Season - All Players

| # | Player | Team | T | W | L | ERA | G | GS | CG | SHO | GF | HLD | SV | SVO | IP | H | R | ER | HR | HB | BB | IBB | SO | AVG | WP | BK | GDP | TBF |
|----|-----------------|------|---|-----------|-----------|-------------|-----------|-----------|----------|----------|-----------|----------|----------|-----------|--------------|------------|------------|------------|-----------|-----------|------------|----------|------------|-------------|-----------|----------|-----------|-------------|
| 22 | Acosta, M | CR | R | 0 | 1 | 3.86 | 12 | 0 | 0 | 0 | 9 | 0 | 4 | 4 | 21.0 | 15 | 11 | 9 | 1 | 2 | 6 | 0 | 26 | .195 | 4 | 0 | 0 | 87 |
| 13 | Beck, T | CR | R | 1 | 0 | 2.84 | 5 | 3 | 0 | 0 | 1 | 0 | 0 | 0 | 19.0 | 13 | 6 | 6 | 0 | 1 | 6 | 0 | 21 | .194 | 0 | 0 | 0 | 74 |
| 15 | Cabezas, A | CR | R | 2 | 1 | 3.00 | 6 | 5 | 0 | 0 | 0 | 0 | 0 | 0 | 27.0 | 20 | 11 | 9 | 4 | 3 | 10 | 0 | 30 | .204 | 2 | 2 | 2 | 111 |
| 40 | Canterino, M | CR | R | 1 | 0 | 1.00 | 4 | 4 | 0 | 0 | 0 | 0 | 0 | 0 | 18.0 | 10 | 3 | 2 | 1 | 0 | 3 | 0 | 35 | .154 | 4 | 0 | 0 | 68 |
| 32 | Cheshire, J | CR | R | 2 | 2 | 5.23 | 8 | 0 | 0 | 0 | 4 | 0 | 0 | 0 | 10.1 | 7 | 6 | 6 | 1 | 1 | 5 | 0 | 8 | .189 | 0 | 1 | 1 | 43 |
| 20 | Encarnacion, Y | CR | R | 0 | 0 | 18.00 | 1 | 0 | 0 | 0 | 1 | 0 | 0 | 0 | 1.0 | 2 | 2 | 2 | 1 | 0 | 0 | 0 | 1 | .400 | 0 | 0 | 0 | 5 |
| | Enlow, B | CR | R | 1 | 1 | 1.84 | 3 | 3 | 0 | 0 | 0 | 0 | 0 | 0 | 14.2 | 13 | 4 | 3 | 1 | 0 | 6 | 0 | 23 | .250 | 1 | 0 | 0 | 59 |
| 27 | Featherstone, Z | CR | L | 0 | 1 | 3.00 | 11 | 0 | 0 | 0 | 6 | 0 | 0 | 1 | 12.0 | 9 | 9 | 4 | 0 | 0 | 13 | 0 | 24 | .200 | 2 | 0 | 1 | 58 |
| 16 | Funderburk, K | CR | L | 1 | 1 | 1.93 | 7 | 6 | 0 | 0 | 1 | 0 | 1 | 1 | 28.0 | 20 | 7 | 6 | 1 | 3 | 9 | 0 | 44 | .196 | 5 | 0 | 1 | 115 |
| 11 | Gore, J | CR | R | 3 | 1 | 3.91 | 11 | 0 | 0 | 0 | 1 | 3 | 0 | 2 | 23.0 | 14 | 10 | 10 | 2 | 3 | 11 | 0 | 38 | .171 | 6 | 0 | 0 | 96 |
| 44 | Griffith, O | CR | R | 3 | 2 | 7.02 | 11 | 1 | 0 | 0 | 7 | 0 | 1 | 3 | 16.2 | 19 | 14 | 13 | 1 | 1 | 10 | 0 | 24 | .284 | 0 | 0 | 0 | 79 |
| 47 | Gross, B | CR | R | 0 | 0 | 3.86 | 6 | 6 | 0 | 0 | 0 | 0 | 0 | 0 | 25.2 | 28 | 15 | 11 | 4 | 0 | 9 | 0 | 34 | .267 | 1 | 0 | 1 | 114 |
| 36 | Koch, B | CR | R | 0 | 0 | 0.00 | 1 | 0 | 0 | 0 | 0 | 0 | 0 | 0 | 1.0 | 0 | 0 | 0 | 0 | 0 | 1 | 0 | 2 | .000 | 0 | 0 | 0 | 4 |
| 20 | Laweryson, C | CR | R | 0 | 0 | 2.25 | 1 | 1 | 0 | 0 | 0 | 0 | 0 | 0 | 4.0 | 2 | 1 | 1 | 0 | 0 | 2 | 0 | 4 | .154 | 1 | 0 | 0 | 15 |
| 23 | Molina, D | CR | R | 1 | 1 | 7.27 | 8 | 0 | 0 | 0 | 1 | 0 | 0 | 1 | 17.1 | 19 | 16 | 14 | 2 | 3 | 11 | 0 | 20 | .284 | 2 | 0 | 1 | 81 |
| 48 | Olsen, J | CR | R | 0 | 3 | 4.91 | 6 | 4 | 0 | 0 | 1 | 0 | 0 | 1 | 22.0 | 22 | 12 | 12 | 1 | 2 | 13 | 0 | 21 | .272 | 4 | 0 | 1 | 100 |
| 1 | Ozoria, D | CR | R | 0 | 0 | 0.00 | 1 | 0 | 0 | 0 | 1 | 0 | 0 | 0 | 0.1 | 0 | 0 | 0 | 0 | 0 | 0 | 0 | 0 | .000 | 0 | 0 | 0 | 1 |
| 37 | Palm, T | CR | R | 0 | 3 | 7.24 | 7 | 0 | 0 | 0 | 1 | 0 | 0 | 1 | 13.2 | 12 | 15 | 11 | 0 | 6 | 12 | 0 | 13 | .231 | 4 | 0 | 0 | 74 |
| 36 | Shreve, R | CR | R | 1 | 1 | 4.26 | 3 | 0 | 0 | 0 | 0 | 0 | 0 | 1 | 6.1 | 2 | 3 | 3 | 0 | 0 | 6 | 1 | 13 | .100 | 0 | 0 | 0 | 28 |
| 30 | Snyder, G | CR | L | 0 | 0 | --- | 1 | 0 | 0 | 0 | 0 | 0 | 0 | 0 | 0.0 | 3 | 5 | 5 | 0 | 0 | 2 | 0 | 0 | 1.000 | 0 | 0 | 0 | 5 |
| 21 | Watson, T | CR | L | 1 | 0 | 3.38 | 7 | 2 | 0 | 0 | 1 | 1 | 0 | 0 | 18.2 | 16 | 11 | 7 | 1 | 4 | 13 | 0 | 14 | .232 | 1 | 0 | 3 | 88 |
| | CR | | | 17 | 18 | 4.02 | 35 | 35 | 0 | 2 | 35 | 4 | 6 | 15 | 299.2 | 246 | 161 | 134 | 21 | 29 | 148 | 1 | 395 | .221 | 37 | 3 | 11 | 1305 |
| | OPP | | | 18 | 17 | 4.97 | 35 | 35 | 0 | 1 | 35 | 3 | 8 | 13 | 299.0 | 265 | 172 | 165 | 48 | 17 | 168 | 0 | 360 | .234 | 30 | 4 | 13 | 1324 |

High-A Central Standings - 2021 - Regular Season

| A+C East | W | L | PCT | GB | L10 | STRK | HOME | ROAD | RS | RA | DIFF |
|-----------------|----------|----------|------------|-----------|------------|-------------|-------------|-------------|-----------|-----------|-------------|
| Dayton | 20 | 15 | .571 | - | 5-5 | L1 | 11-6 | 9-9 | 173 | 168 | 5 |
| West Michigan | 19 | 15 | .559 | 0.5 | 4-6 | W3 | 11-6 | 8-9 | 180 | 154 | 26 |
| Lake County | 18 | 17 | .514 | 2.0 | 7-3 | L1 | 9-3 | 9-14 | 151 | 169 | -18 |
| Great Lakes | 17 | 18 | .486 | 3.0 | 5-5 | W1 | 8-10 | 9-8 | 181 | 160 | 21 |
| Lansing | 16 | 19 | .457 | 4.0 | 4-6 | L3 | 8-10 | 8-9 | 166 | 163 | 3 |
| Fort Wayne | 15 | 19 | .441 | 4.5 | 5-5 | W1 | 11-11 | 4-8 | 161 | 192 | -31 |
| A+C West | W | L | PCT | GB | L10 | STRK | HOME | ROAD | RS | RA | DIFF |
| Quad Cities | 21 | 13 | .618 | - | 6-4 | W1 | 9-3 | 12-10 | 186 | 152 | 34 |
| South Bend | 17 | 17 | .500 | 4.0 | 6-4 | W1 | 12-10 | 5-7 | 164 | 180 | -16 |
| Cedar Rapids | 17 | 18 | .486 | 4.5 | 6-4 | W4 | 9-9 | 8-9 | 172 | 161 | 11 |
| Wisconsin | 17 | 18 | .486 | 4.5 | 4-6 | L1 | 9-9 | 8-9 | 194 | 188 | 6 |
| Beloit | 16 | 19 | .457 | 5.5 | 2-8 | L4 | 8-9 | 8-10 | 171 | 185 | -14 |
| Peoria | 15 | 20 | .429 | 6.5 | 6-4 | L1 | 8-9 | 7-11 | 175 | 202 | -27 |

Fort Myers Mighty Mussels (19-16) 1, Jupiter Hammerheads (18-17) 0

Jun 12th, 2021

| | | | | | | | | | | | | |
|-------------------|----------|----------|----------|----------|----------|----------|----------|----------|----------|----------|----------|----------|
| | 1 | 2 | 3 | 4 | 5 | 6 | 7 | 8 | 9 | R | H | E |
| Fort Myers | 0 | 0 | 0 | 0 | 0 | 0 | 0 | 0 | 1 | 1 | 4 | 2 |
| Jupiter | 0 | 0 | 0 | 0 | 0 | 0 | 0 | 0 | 0 | 0 | 3 | 1 |

| Fort Myers | AB | R | H | RBI | BB | SO | LOB | AVG | Jupiter | AB | R | H | RBI | BB | SO | LOB | AVG |
|----------------|-----------|----------|----------|----------|----------|-----------|-----------|-------------|---------------------|-----------|----------|----------|----------|----------|-----------|-----------|-------------|
| Julien, 3B | 4 | 0 | 0 | 0 | 1 | 3 | 1 | .301 | Rosario, D, SS | 3 | 0 | 0 | 0 | 1 | 1 | 1 | .173 |
| Urbina, LF | 3 | 0 | 1 | 0 | 1 | 1 | 1 | .172 | Mesa Jr., CF | 4 | 0 | 0 | 0 | 0 | 2 | 1 | .235 |
| Sabato, 1B | 2 | 0 | 1 | 0 | 2 | 1 | 0 | .185 | Johnson, O, 2B | 4 | 0 | 0 | 0 | 0 | 2 | 2 | .144 |
| Morales, DH | 4 | 0 | 0 | 0 | 0 | 2 | 5 | .242 | Polanco, 3B | 4 | 0 | 1 | 0 | 0 | 2 | 2 | .269 |
| Severino, 2B | 3 | 0 | 0 | 0 | 1 | 2 | 5 | .230 | Cameron Barstad, DH | 2 | 0 | 0 | 0 | 2 | 1 | 1 | .190 |
| Mack, C | 2 | 1 | 0 | 0 | 2 | 1 | 0 | .162 | Mercado, C | 3 | 0 | 0 | 0 | 1 | 1 | 4 | .083 |
| Anderson, RF | 4 | 0 | 1 | 0 | 0 | 1 | 2 | .167 | Burgos, RF | 4 | 0 | 1 | 0 | 0 | 2 | 1 | .172 |
| Garry Jr., CF | 4 | 0 | 1 | 0 | 0 | 2 | 2 | .165 | Rowan, 1B | 4 | 0 | 0 | 0 | 0 | 2 | 3 | .136 |
| Santana, R, SS | 4 | 0 | 0 | 1 | 0 | 2 | 2 | .194 | Orr, LF | 4 | 0 | 1 | 0 | 0 | 1 | 1 | .287 |
| Headrick, P | 0 | 0 | 0 | 0 | 0 | 0 | 0 | .000 | Cabrera, E, P | 0 | 0 | 0 | 0 | 0 | 0 | 0 | .000 |
| German, P | 0 | 0 | 0 | 0 | 0 | 0 | 0 | .000 | Johnson, M, P | 0 | 0 | 0 | 0 | 0 | 0 | 0 | .000 |
| Bentley, P | 0 | 0 | 0 | 0 | 0 | 0 | 0 | .000 | Villalobos, P | 0 | 0 | 0 | 0 | 0 | 0 | 0 | .000 |
| Totals | 30 | 1 | 4 | 1 | 7 | 15 | 18 | .218 | Totals | 32 | 0 | 3 | 0 | 4 | 14 | 16 | .202 |

BATTING

2B : Anderson (1, Johnson, M).

TB : Anderson 2; Garry Jr.; Sabato; Urbina.

RBI : Santana, R (7).

Runners left in scoring position, 2 out : Julien; Severino 2; Anderson 2.

Team RISP : 0-for-8.

Team LOB : 9.

BASERUNNING

PO : Urbina (1st base by Johnson, M).

FIELDING

E : Santana, R (1, fielding); Severino (6, fielding).

BATTING

2B : Burgos (6, Headrick).

TB : Burgos 2; Orr; Polanco.

Runners left in scoring position, 2 out : Rosario, D; Mercado 2; Orr; Rowan.

Team RISP : 0-for-7.

Team LOB : 9.

FIELDING

E : Johnson, O (14, throw).

Pickoffs : Johnson, M (Urbina at 1st base).

| Fort Myers | IP | H | R | ER | BB | SO | HR | ERA | Jupiter | IP | H | R | ER | BB | SO | HR | ERA |
|------------------|------------|----------|----------|----------|----------|-----------|----------|-------------|---------------------|------------|----------|----------|----------|----------|-----------|----------|-------------|
| Headrick | 5.0 | 3 | 0 | 0 | 2 | 8 | 0 | 3.04 | Cabrera, E | 3.0 | 2 | 0 | 0 | 0 | 8 | 0 | 0.00 |
| German | 2.0 | 0 | 0 | 0 | 1 | 2 | 0 | 3.93 | Johnson, M (L, 2-2) | 5.1 | 2 | 1 | 1 | 7 | 6 | 0 | 1.95 |
| Bentley (W, 2-1) | 2.0 | 0 | 0 | 0 | 1 | 4 | 0 | 4.67 | Villalobos | 0.2 | 0 | 0 | 0 | 0 | 1 | 0 | 1.86 |
| Totals | 9.0 | 3 | 0 | 0 | 4 | 14 | 0 | 4.06 | Totals | 9.0 | 4 | 1 | 1 | 7 | 15 | 0 | 3.68 |

WP : Headrick; Johnson, M.

Pitches-strikes : Headrick 84-54; German 24-16; Bentley 35-24; Cabrera, E 51-32; Johnson, M 97-51; Villalobos 5-5.

Groundouts-flyouts : Headrick 4-2; German 5-0; Bentley 1-0; Cabrera, E 0-0; Johnson, M 7-1; Villalobos 1-0.

Batters faced : Headrick 21; German 8; Bentley 7; Cabrera, E 11; Johnson, M 24; Villalobos 2.

Inherited runners-scored : Villalobos 2-1.

Umpires : HP: Trevor Matthews. 1B: Malcolm Smith.

Official Scorer : Brennan McDonald

Weather : 85 degrees, Partly Cloudy

Wind : 10 mph, R To L

First pitch : 6:33 PM

T : 2:57

Att : 671

Venue : Roger Dean Chevrolet Stadium

June 12, 2021

Fort Myers Mighty Mussels Hitting - 2021 - Regular Season - All Players

| # | Player | Team | B | AVG | G | AB | R | H | TB | 2B | 3B | HR | RBI | BB | IBB | SO | SB | CS | OBP | SLG | OPS | PA | SAC | SF | HBP | GIDP | E |
|----|---------------|------|---|-------------|-----------|-------------|------------|------------|------------|-----------|----------|-----------|------------|------------|----------|------------|-----------|----------|-------------|-------------|-------------|-------------|----------|----------|-----------|-----------|-----------|
| 21 | Anderson, N | FTM | R | .167 | 3 | 12 | 2 | 2 | 3 | 1 | 0 | 0 | 2 | 1 | 0 | 3 | 0 | 0 | .231 | .250 | .481 | 13 | 0 | 0 | 0 | 0 | 0 |
| 44 | Bentley, D | FTM | L | .000 | 1 | 0 | 0 | 0 | 0 | 0 | 0 | 0 | 0 | 0 | 0 | 0 | 0 | 0 | .000 | .000 | .000 | 0 | 0 | 0 | 0 | 0 | 0 |
| 22 | Cabrera, L | FTM | R | .077 | 5 | 13 | 1 | 1 | 2 | 1 | 0 | 0 | 0 | 1 | 0 | 6 | 1 | 0 | .143 | .154 | .297 | 14 | 0 | 0 | 0 | 0 | 0 |
| 9 | Cavaco, K | FTM | R | .264 | 28 | 106 | 14 | 28 | 36 | 3 | 1 | 1 | 11 | 10 | 0 | 32 | 4 | 2 | .333 | .340 | .673 | 117 | 0 | 0 | 1 | 5 | 9 |
| 22 | Garland, N | FTM | R | .000 | 3 | 3 | 0 | 0 | 0 | 0 | 0 | 0 | 0 | 0 | 0 | 2 | 0 | 0 | .000 | .000 | .000 | 3 | 0 | 0 | 0 | 0 | 0 |
| 24 | Garry Jr., W | FTM | L | .165 | 30 | 97 | 11 | 16 | 25 | 1 | 1 | 2 | 9 | 13 | 1 | 43 | 7 | 1 | .277 | .258 | .534 | 112 | 0 | 0 | 2 | 1 | 4 |
| | Holland, W | FTM | R | .133 | 5 | 15 | 3 | 2 | 6 | 1 | 0 | 1 | 1 | 3 | 0 | 4 | 1 | 0 | .278 | .400 | .678 | 18 | 0 | 0 | 0 | 0 | 4 |
| 31 | Julien, E | FTM | L | .301 | 34 | 113 | 27 | 34 | 52 | 10 | 1 | 2 | 18 | 32 | 0 | 42 | 10 | 2 | .467 | .460 | .927 | 150 | 0 | 1 | 4 | 1 | 6 |
| 33 | Mack, C | FTM | L | .162 | 21 | 68 | 8 | 11 | 21 | 2 | 1 | 2 | 9 | 17 | 0 | 24 | 0 | 0 | .326 | .309 | .634 | 86 | 0 | 1 | 0 | 1 | 4 |
| 5 | Morales, J | FTM | R | .242 | 31 | 91 | 17 | 22 | 39 | 5 | 0 | 4 | 14 | 24 | 0 | 21 | 4 | 0 | .420 | .429 | .849 | 119 | 0 | 0 | 4 | 0 | 5 |
| 2 | Ozoria, D | FTM | S | .125 | 5 | 8 | 1 | 1 | 1 | 0 | 0 | 0 | 0 | 0 | 0 | 2 | 0 | 0 | .125 | .125 | .250 | 8 | 0 | 0 | 0 | 1 | 0 |
| 11 | Prato, A | FTM | R | .253 | 28 | 83 | 12 | 21 | 24 | 3 | 0 | 0 | 7 | 18 | 0 | 19 | 6 | 1 | .398 | .289 | .687 | 103 | 0 | 0 | 2 | 2 | 3 |
| 27 | Sabato, A | FTM | R | .185 | 34 | 119 | 22 | 22 | 37 | 6 | 0 | 3 | 11 | 32 | 0 | 53 | 0 | 0 | .370 | .311 | .681 | 154 | 0 | 0 | 3 | 1 | 3 |
| 4 | Santana, R | FTM | S | .194 | 10 | 31 | 1 | 6 | 6 | 0 | 0 | 0 | 7 | 1 | 0 | 10 | 1 | 0 | .206 | .194 | .399 | 35 | 1 | 2 | 0 | 1 | 1 |
| 37 | Schmidt, K | FTM | R | .329 | 20 | 70 | 17 | 23 | 34 | 6 | 1 | 1 | 12 | 13 | 0 | 16 | 0 | 0 | .440 | .486 | .926 | 84 | 0 | 0 | 1 | 2 | 3 |
| 1 | Severino, Y | FTM | S | .230 | 28 | 100 | 12 | 23 | 34 | 6 | 1 | 1 | 21 | 17 | 0 | 29 | 0 | 0 | .353 | .340 | .693 | 119 | 0 | 0 | 2 | 4 | 6 |
| 8 | Smith, M | FTM | L | .107 | 7 | 28 | 4 | 3 | 6 | 0 | 0 | 1 | 6 | 1 | 0 | 13 | 1 | 0 | .188 | .214 | .402 | 32 | 0 | 1 | 2 | 0 | 0 |
| 2 | Urbina, M | FTM | R | .172 | 27 | 99 | 12 | 17 | 23 | 2 | 2 | 0 | 17 | 15 | 0 | 29 | 5 | 2 | .292 | .232 | .524 | 121 | 1 | 3 | 3 | 1 | 2 |
| 23 | Valdez, W | FTM | R | .194 | 12 | 31 | 5 | 6 | 9 | 0 | 0 | 1 | 5 | 6 | 0 | 15 | 0 | 0 | .324 | .290 | .615 | 37 | 0 | 0 | 0 | 2 | 4 |
| 23 | Washington, J | FTM | R | .200 | 12 | 40 | 4 | 8 | 10 | 2 | 0 | 0 | 5 | 4 | 0 | 15 | 1 | 0 | .273 | .250 | .523 | 44 | 0 | 0 | 0 | 1 | 1 |
| | FTM | | | .218 | 35 | 1127 | 173 | 246 | 368 | 49 | 8 | 19 | 155 | 208 | 1 | 378 | 41 | 8 | .350 | .327 | .676 | 1369 | 2 | 8 | 24 | 23 | 60 |
| | OPP | | | .215 | 35 | 1164 | 172 | 250 | 371 | 58 | 6 | 17 | 147 | 162 | 1 | 420 | 67 | 8 | .322 | .319 | .641 | 1356 | 1 | 4 | 24 | 11 | |

Fort Myers Mighty Mussels Pitching - 2021 - Regular Season - All Players

| # | Player | Team | T | W | L | ERA | G | GS | CG | SHO | GF | HLD | SV | SVO | IP | H | R | ER | HR | HB | BB | IBB | SO | AVG | WP | BK | GIDP | TBF |
|----|----------------|------|---|-----------|-----------|-------------|-----------|-----------|----------|----------|-----------|-----------|-----------|-----------|--------------|------------|------------|------------|-----------|-----------|------------|----------|------------|-------------|-----------|----------|-----------|-------------|
| 44 | Bentley, D | FTM | L | 2 | 1 | 4.67 | 10 | 0 | 0 | 0 | 6 | 0 | 3 | 3 | 17.1 | 16 | 11 | 9 | 0 | 0 | 14 | 0 | 32 | .239 | 3 | 0 | 0 | 81 |
| 43 | Breek, D | FTM | R | 0 | 0 | 27.00 | 4 | 0 | 0 | 0 | 0 | 0 | 0 | 0 | 3.2 | 6 | 11 | 11 | 0 | 2 | 12 | 0 | 2 | .375 | 3 | 0 | 0 | 30 |
| 25 | Cruz, S | FTM | R | 1 | 2 | 5.68 | 7 | 2 | 0 | 0 | 1 | 2 | 0 | 0 | 12.2 | 12 | 12 | 8 | 1 | 2 | 12 | 0 | 20 | .240 | 4 | 1 | 0 | 64 |
| | Escobar, A | FTM | R | 1 | 0 | 0.00 | 2 | 0 | 0 | 0 | 1 | 0 | 0 | 0 | 4.0 | 3 | 2 | 0 | 0 | 0 | 1 | 0 | 5 | .176 | 1 | 0 | 0 | 18 |
| 22 | Garland, N | FTM | R | 0 | 0 | 0.00 | 1 | 0 | 0 | 0 | 1 | 0 | 0 | 0 | 0.1 | 0 | 0 | 0 | 0 | 0 | 0 | 0 | 1 | .000 | 0 | 0 | 0 | 1 |
| 30 | German, O | FTM | R | 0 | 0 | 3.93 | 11 | 0 | 0 | 0 | 6 | 0 | 3 | 4 | 18.1 | 14 | 11 | 8 | 2 | 3 | 9 | 0 | 29 | .200 | 1 | 0 | 0 | 83 |
| 18 | Gipson-Long, S | FTM | R | 2 | 2 | 7.66 | 6 | 6 | 0 | 0 | 0 | 0 | 0 | 0 | 24.2 | 32 | 24 | 21 | 0 | 1 | 9 | 0 | 39 | .296 | 1 | 0 | 1 | 118 |
| 32 | Grace, R | FTM | R | 1 | 0 | 3.98 | 5 | 5 | 0 | 0 | 0 | 0 | 0 | 0 | 20.1 | 17 | 9 | 9 | 3 | 4 | 9 | 0 | 20 | .227 | 4 | 1 | 2 | 88 |
| 26 | Hanner, B | FTM | R | 0 | 1 | 5.17 | 7 | 1 | 0 | 0 | 4 | 0 | 2 | 3 | 15.2 | 11 | 10 | 9 | 0 | 4 | 11 | 1 | 18 | .200 | 4 | 0 | 1 | 72 |
| 35 | Headrick, B | FTM | L | 2 | 2 | 3.04 | 6 | 5 | 0 | 0 | 0 | 0 | 0 | 0 | 26.2 | 24 | 12 | 9 | 0 | 0 | 10 | 0 | 38 | .226 | 4 | 0 | 1 | 116 |
| 12 | Legumina, C | FTM | R | 1 | 1 | 5.02 | 4 | 2 | 0 | 0 | 0 | 0 | 0 | 0 | 14.1 | 16 | 8 | 8 | 2 | 2 | 5 | 0 | 22 | .276 | 1 | 0 | 0 | 65 |
| 41 | Manoah Jr., E | FTM | R | 0 | 0 | 0.00 | 1 | 0 | 0 | 0 | 1 | 0 | 0 | 0 | 1.0 | 0 | 0 | 0 | 0 | 0 | 0 | 0 | 0 | .000 | 0 | 0 | 1 | 3 |
| 19 | McMahon, H | FTM | R | 1 | 1 | 3.00 | 4 | 2 | 0 | 0 | 0 | 0 | 0 | 0 | 18.0 | 16 | 6 | 6 | 0 | 1 | 4 | 0 | 20 | .229 | 1 | 0 | 2 | 75 |
| 43 | Milacki, B | FTM | R | 0 | 0 | 0.00 | 1 | 0 | 0 | 0 | 1 | 0 | 0 | 0 | 3.1 | 2 | 1 | 0 | 0 | 0 | 1 | 0 | 4 | .167 | 1 | 0 | 1 | 13 |
| 8 | Mooney, S | FTM | R | 0 | 1 | 0.57 | 5 | 4 | 0 | 0 | 0 | 0 | 0 | 0 | 15.2 | 7 | 2 | 1 | 1 | 0 | 8 | 0 | 26 | .130 | 1 | 0 | 0 | 62 |
| 2 | Ozoria, D | FTM | R | 0 | 0 | 0.00 | 1 | 0 | 0 | 0 | 1 | 0 | 0 | 0 | 2.2 | 1 | 0 | 0 | 0 | 0 | 1 | 0 | 0 | .111 | 1 | 0 | 0 | 10 |
| 13 | Pichardo, J | FTM | L | 2 | 0 | 0.56 | 9 | 0 | 0 | 0 | 5 | 0 | 1 | 1 | 16.0 | 4 | 6 | 1 | 0 | 1 | 10 | 0 | 18 | .071 | 2 | 0 | 0 | 68 |
| 17 | Rodriguez, M | FTM | R | 1 | 1 | 1.50 | 5 | 3 | 0 | 0 | 0 | 1 | 0 | 0 | 18.0 | 10 | 6 | 3 | 0 | 1 | 8 | 0 | 22 | .159 | 3 | 0 | 1 | 73 |
| 38 | Sharpe, Z | FTM | L | 1 | 1 | 9.82 | 5 | 0 | 0 | 0 | 1 | 0 | 0 | 0 | 7.1 | 10 | 8 | 8 | 0 | 0 | 7 | 0 | 10 | .313 | 2 | 1 | 0 | 40 |
| 21 | Shreve, R | FTM | R | 0 | 1 | 3.21 | 6 | 0 | 0 | 0 | 2 | 1 | 1 | 2 | 14.0 | 10 | 6 | 5 | 1 | 0 | 7 | 0 | 21 | .185 | 1 | 0 | 0 | 61 |
| 20 | Swain, M | FTM | R | 1 | 1 | 7.79 | 10 | 0 | 0 | 0 | 4 | 0 | 0 | 0 | 17.1 | 18 | 18 | 15 | 5 | 1 | 12 | 0 | 21 | .234 | 5 | 1 | 0 | 90 |
| 22 | Vallimont, C | FTM | R | 0 | 0 | 0.00 | 1 | 1 | 0 | 0 | 0 | 0 | 0 | 0 | 3.0 | 2 | 0 | 0 | 0 | 0 | 0 | 0 | 6 | .182 | 0 | 0 | 0 | 11 |
| 15 | Varland, L | FTM | R | 3 | 1 | 2.42 | 6 | 4 | 0 | 0 | 1 | 0 | 0 | 0 | 26.0 | 19 | 9 | 7 | 2 | 2 | 12 | 0 | 45 | .196 | 3 | 0 | 1 | 111 |
| 22 | Wilson, J | FTM | L | 0 | 0 | 0.00 | 1 | 0 | 0 | 0 | 0 | 0 | 0 | 0 | 1.0 | 0 | 0 | 0 | 0 | 0 | 0 | 0 | 1 | .000 | 0 | 0 | 0 | 3 |
| | FTM | | | 19 | 16 | 4.06 | 35 | 35 | 0 | 6 | 35 | 4 | 10 | 13 | 301.1 | 250 | 172 | 136 | 17 | 24 | 162 | 1 | 420 | .215 | 46 | 4 | 11 | 1356 |
| | OPP | | | 16 | 19 | 4.23 | 35 | 35 | 1 | 3 | 34 | 11 | 6 | 13 | 304.0 | 246 | 173 | 143 | 19 | 24 | 208 | 1 | 378 | .218 | 32 | 7 | 23 | 1369 |

Low-A Southeast Standings - 2021 - Regular Season

| A-SE East | W | L | PCT | GB | L10 | STRK | HOME | ROAD | RS | RA | DIFF |
|------------------|----------|----------|------------|-----------|------------|-------------|-------------|-------------|-----------|-----------|-------------|
| St. Lucie | 20 | 15 | .571 | - | 4-6 | L1 | 10-7 | 10-8 | 199 | 172 | 27 |
| Jupiter | 18 | 17 | .514 | 2.0 | 5-5 | L1 | 9-8 | 9-9 | 132 | 160 | -28 |
| Daytona | 14 | 21 | .400 | 6.0 | 2-8 | L4 | 6-12 | 8-9 | 176 | 171 | 5 |
| Palm Beach | 10 | 25 | .286 | 10.0 | 4-6 | W1 | 5-13 | 5-12 | 155 | 240 | -85 |
| A-SE West | W | L | PCT | GB | L10 | STRK | HOME | ROAD | RS | RA | DIFF |
| Tampa | 25 | 10 | .714 | - | 7-3 | W2 | 14-4 | 11-6 | 289 | 186 | 103 |
| Bradenton | 23 | 12 | .657 | 2.0 | 7-3 | W4 | 15-8 | 8-4 | 214 | 182 | 32 |
| Fort Myers | 19 | 16 | .543 | 6.0 | 7-3 | W1 | 8-4 | 11-12 | 173 | 172 | 1 |
| Clearwater | 18 | 17 | .514 | 7.0 | 6-4 | L2 | 8-9 | 10-8 | 170 | 156 | 14 |
| Dunedin | 14 | 21 | .400 | 11.0 | 6-4 | W4 | 6-12 | 8-9 | 198 | 227 | -29 |
| Lakeland | 14 | 21 | .400 | 11.0 | 2-8 | L4 | 6-11 | 8-10 | 172 | 212 | -40 |