

2019 POSTSEASON GUIDE




TABLE OF CONTENTS

American League Central History	79	Interleague	180
At a Glance, Twins	154	Last At-Bat, Games Decided In	156
Attendance Summary	160	Leadership History, Twins	7
Batting Data:		Minor Leagues:	
Final Stats	145	Affiliates Stats	184-190
Home Runs, Twins	150-151	Awards	191
Home Runs By Position	150	Directory	182
Misc. Home Run Data	158	Draft, Twins	192
Multi-Hit/Multi-RBI Games	159	Recaps	183
Scoring By Inning	161	Monthly Stats, Team	159
Starting Lineup By Batting Order/Position	161	Opponents	163-180
Blown Leads	157	Outfield Assists	159
Bios:		Pitching Data:	
Coaches	9-20	Bullpen Info	158
Players, 2019 Twins	21-126	Final Stats	146
Pohlad, Jim	5	Starters Info	158
St. Peter, Dave	6	Postseason	193-210
Falvey, Derek	7	Pre-ASG Stats	160
Levine, Thad	7	Post-ASG Stats	162
Club Directory	2-4	Pronunciation Guide	121
Club Stats, Twins	146	Records Broken, 2019	154
Come From Behind Wins	157	Record When Scoring, 2019	159
Commonly Used Lineup	155	Roberto Clemente Award	59
Computing Baseball Statistics	84	Rookie Qualification	117
Day-By-Day, Twins	147-149	Schedule, 2020	210
Injured List, Twins	157	Standings, Final Major League	144
Doubleheader Info	159	Trades, Last Trade With	179
Ejections	146	Transactions, Twins	151-153
Extra-Inning Games	156	Walk-Off Victories	162
Highs and Lows, Twins	154-55		

POSTSEASON GUIDE SECTIONS:

Front Office Directory/Bios	1-8	Statistics	143-162
Coaches and Staff	9-20	Opponents	163-180
Player Bios	21-126	Minor Leagues	181-192
Players Who Did Not Finish With Twins	127-142	Postseason History	193-217



The 2019 Minnesota Twins Postseason Guide was researched, written and edited by Dustin Morse, Mitch Hestad, Matt Hodson, Cori Frankenberg, Elvis Martinez, Ian Kraft, Jeff Gillis, Erik Bremer, Ben Ludeman and Brace Hemmelgarn and is based on information available through September 29, 2019. All statistics were provided by Major League Baseball and are considered unofficial. Images courtesy of Brace Hemmelgarn, Ben Ludeman, Wayne Kryduba, Bruce Kluckhohn, Getty Images and MLB Photos. The information contained is copyrighted and prepared for the use of members of the media. Those wishing to use any of the enclosed material for commercial purposes should contact the Minnesota Twins Communications department.

MINNESOTA TWINS BASEBALL CLUB

TARGET FIELD

1 Twins Way

Minneapolis, MN 55403

Telephone (612) 659-3400

Ticket Information: (612) 33-TWINS or 1-800-33-TWINS

@Twins • facebook.com/twins • www.twinsbaseball.com

EXECUTIVE BOARD

BILL POHLAD

JIM POHLAD

BOB POHLAD

DAVE ST. PETER

ADMINISTRATION

Executive Chair	Jim Pohlad
President and Chief Executive Officer	Dave St. Peter
Executive Vice President, Chief Business Officer	Laura Day
Executive Vice President, Chief Administrative Officer/Chief Financial Officer	Kip Elliott
Executive Vice President, Chief Baseball Officer	Derek Falvey
Executive Vice President, Brand Strategy and Growth	Joe Pohlad
Senior Vice President, Ticket Sales and Brand Partnerships	Mike Clough
Senior Vice President, General Counsel	Mary Giesler
Senior Vice President, Operations	Matt Hoy
Senior Vice President, General Manager	Thad Levine
Vice President, Assistant General Manager	Rob Antony
Vice President, Technology	John Avenson
Vice President, Workplace Diversity and Inclusion	Raenell Dorn
Vice President, Ticket Operations	Paul Froehle
Vice President, Business Strategy and Analytics	Jason Lee
Vice President, Community Engagement	Nancy O'Brien
Vice President, Player Personnel	Mike Radcliff
Senior Director, Ballpark Development and Planning	Dan Starkey
Senior Associate Counsel	Matt Kokot
Senior Executive Assistant	Danielle Berg
Executive Assistant	Rachel Snyder
Special Assistants	Bert Blyleven, Rod Carew, Eddie Guardado, Kent Hrbek, Jim Kaat, Tom Kelly, Jack Morris, Tony Oliva

BASEBALL OPERATIONS

Special Assistants to Baseball Operations	Michael Cuddyer, LaTroy Hawkins, Torii Hunter, Justin Morneau
Director, Professional Scouting	Brad Steil
Director, Amateur Scouting	Sean Johnson
Director, Latin America Scouting and U.S. Integration	Fred Guerrero
Director, Baseball Technology and Video	Sean Harlin
Director, Team Travel	Mike Herman
Minor League Field Coordinator	Edgar Varela
Senior Advisor, Scouting	Deron Johnson
Senior Advisor, Player Development	Sam Perlozzo
Senior Advisor, Pitching	Bob McClure
Director, Baseball Operations	Daniel Adler
Director, Minor League Operations	Jeremy Zoll
Director, Baseball Administration	Kate Townley
Assistant Director, Minor League Operations	Alex Hassan
Assistant Director, Amateur Scouting	Tim O'Neil
Assistant Director, Baseball Operations	Nick Beauchamp
Pro Scouting Coordinator	Vern Followell
Senior Manager, International Administration and Education	Amanda Daley
Senior Manager, Minor League Operations	Brian Maloney
Coordinator, Amateur Scouting	Brit Minder
Senior Analyst, Baseball Research and Development	Josh Kalk
Analyst, Player Development	Rachel Heacock
Coordinator, Major League Video	David Jeffrey
Manager, Florida Operations	Victor Gonzalez
Assistant Manager, Florida Operations	Jason Davila
Assistant, Florida Operations	Brad McKenney
Coordinator, Professional Scouting Research and Development	Zane MacPhee
Coordinator, Amateur Scouting Research and Development	Ezra Wise
Analysts, Baseball Research	Andrew Ettel, Kevin Wright
Analyst, Advance Scouting	Josh Ruffin
Advance Scouts	Frankie Padulo, Colby Suggs
Administrative Assistant	Shelly Brandt

COMMUNICATIONS

Senior Director, Communications	Dustin Morse
Senior Manager, Communications	Mitch Hestad
Manager, Communications	Matt Hodson
Coordinator, Communications	Cori Frankenberg
Coordinator, Publications and Photography	Brace Hemmelgarn
Assistant, Communications/Translator	Elvis Martinez
Team Curator	Clyde Doepner

COMMUNITY RELATIONS

Director, Community Relations	Kristen Rortvedt
Director, Diversity and Inclusion Strategy	Miguel Ramos
Executive Director, Twins Community Fund	Stephanie Johnson
Senior Manager, Community Engagement/Events	Julie Vavruska
Manager, Community Relations and Youth Engagement	Josh Ortiz
Mascot Supervisor	Greg Wilfahrt
Senior Coordinator, Community Relations	Sondra Ciesielski
Coordinator, Community Relations	Chelsey Falzone

BROADCAST

Manager, Broadcast	Andrew Halverson
Radio Network Executive Producer	Mark Genosky
Radio Network Play-by-Play	Cory Provus
Radio Network Play-by-Play/Analyst	Dan Gladden
Radio Network Studio Host/Play-by-Play	Kris Atteberry
Radio Network/Television Analyst	Jack Morris
Radio Engineer	Kyle Hammer
Television Play-by-Play	Dick Bremer
Television Analysts	Bert Blyleven, LaTroy Hawkins, Jim Kaat, Tim Laudner, Justin Morneau, Roy Smalley
Spanish Radio Play-by-Play	Alfonso Fernandez
Spanish Radio Analyst	Tony Oliva

BRAND PARTNERSHIPS

Senior Director, Brand Partnerships	Ryan Gorman
Director, Partnership Strategy and Development	Jordan Woodcroft
Managers, Partnership Sales	Doug Beck, Karen Cleary, Chad Jackson
Director, Partnership Activation	Amelia Johnson
Manager, Partnership Activation and Special Projects	Joe Morin
Manager, Broadcast Traffic and Partnership Administration	Amy Johnson
Coordinators, Partnership Activation	Hannah Hilbert, Kevin Nelson
Specialist, Partnership Activation and Research	Alexa Toborg

BRAND MARKETING

Senior Director, Brand Experience and Innovation	Chris Iles
Senior Director, Brand Strategy	Heather Hinkel
Creative Director	Kevin Hughes
Director, Game Day Experience	Sam Henschen
Senior Manager, Advertising	Will Delaney
Senior Manager, Special Events and Promotions	Mitch Retelny
Manager, Marketing Communications	Beth Vail Palm
Manager, Video	Jim Diehl
Manager, Digital Content	Brea Hinegardner
Senior Motion Graphics Producer	Matt Semke
Senior Video Producer	Peter Nelson
Graphic Designer	Rachel Haselhorst
Multimedia Producer	Michael Richmond

BUSINESS STRATEGY AND ANALYTICS

Senior Director, Business Strategy and Analytics	Brandon Johnson
Senior Manager, Consumer Insights and Analytics	David Kingery
Analyst, Consumer Insights and Analytics	Hannah Karl
Analyst, Business Intelligence	Jeff Yang
Analyst, Customer Relationship Management	Sam Johnson
Data Scientist, Business Strategy and Analytics	Jared Oeth

TICKET SALES AND SERVICE

Senior Director, Ticket Service and Retention	Eric Hudson
Senior Director, Ticket Strategy and New Business	Rob Malec
Director, Suites and Premium Seating	P.J. Williams
Senior Manager, Season Retention and Service	Craig Gumz
Senior Manager, Group Sales and Service Executive	Phil McMullen
Senior Season Ticket Sales and Service Executive	Cory Johnson, Andrea Kray
Senior Group Sales and Service Executives	Andrew Reichert
Senior Suite and Premium Sales Executives	Todd Krulwich, Ryan Heinrich
Senior Premium Sales and Service Executive	Alex Hover
Season Ticket Sales and Service Executives	Katelyn Munson, Nick Sarnicki, Bryan Sowjia
Group Ticket Sales and Service Executives	Brian Bessler, Luis Breazeale, Peter Farley, Jake Langer
Manager, New Business Development	Bryan Van Den Bosch
New Business Development Representatives	Ben Gorman, Jeff Hackenmueller, Alec Herbst, Jack Heruth, Luke Phifer, Austin Ralph, Ryan Thomson
Inside Sales and Service Executives	Nate Anderson, Kyle Kane, Jordan Krafka, Lexi Moren
Ticket Sales Coordinators	Victoria Quast

HUMAN RESOURCES

Senior Director, Human Resources	Leticia Silva
Director, Payroll	Lori Beasley
Human Resources Generalist	Holly Corbin
Coordinator, Human Resources	Maria Salazar
Administrator, Payroll/HRIS	Molly Partyka
Human Resources Specialist/Recruiter	Rachel Randolph

FINANCE & PROCUREMENT

Senior Director, Finance.....	Andy Weinstein
Senior Manager, Accounting.....	Lori Windschitl
Senior Manager, Financial Planning and Analysis.....	Mike Kramer
Senior Manager, Ticket Accounting.....	Jerry McLaughlin
Manager, Accounting.....	Matt Fernholz
Senior Coordinator, Accounts Payable.....	Amy Fong-Christianson
Senior Accountant.....	Lyndsey Taylor
Senior Director, Procurement.....	Bud Hanley
Manager, Procurement.....	Mike Sather

TECHNOLOGY

Senior Director, Business Systems.....	Wade Navratil
Director, Technology Infrastructure and Information Security.....	Jason Meszaros
Senior Manager, Technology Infrastructure.....	Tony Persio
Administrator, Infrastructure Systems.....	Brent Hildebrandt
Broadcast Technology Services Engineer.....	Ryan Schmit
Manager, Business Systems.....	Shelley Andrew
Manager, Baseball Systems.....	Jeremy Raadt
Senior Data Engineer, Baseball Systems.....	Jerad Parish
Developers, Baseball Systems.....	Nick Rogers, Hans Van Slooten
Developers, Business Systems.....	Virginia de la Riva, Nick Winegar
Junior Developer, Baseball Systems.....	Anthony Metcalfe
Senior Data Engineer, Business Systems.....	Jason Neubauer
Data Engineer, Business Systems.....	Joe Wilmouth
Technology Operations Specialists.....	Bilal Ghandour, Alex Manton

BALLPARK OPERATIONS

Senior Director, Ballpark Operations.....	Dave Horsman
Senior Director, Facilities.....	Gary Glawe
Senior Director, Guest Experience.....	Patrick Forsland
Director, Security.....	Jeff Beahen
Head Groundskeeper.....	Larry DiVito
Manager, Field Maintenance.....	Jared Alley
Manager, Grounds.....	Al Kuehner
Supervisor, Grounds Crew.....	Tyler Carter
Senior Manager, Ballpark Maintenance.....	Dana Minion
Maintenance Mechanics.....	Dan Deephouse, Aaron Goldenstein, Sean Grady, Taylor McCabe, Ryan Rikkola
Maintenance Mechanic/Master Electrician.....	Jason Bifulk
Maintenance Mechanic/Painter.....	Matthew Saros
Senior Manager, Guest Services.....	Katie Rock
Manager, Authentics and Retail Sales.....	Venika Streeter
Manager, Building Security.....	Jeff Reardon
Manager, Event Security.....	Scott Larson
Manager, Ballpark Operations.....	Josh Fallin
Coordinator, Ballpark Operations.....	Ivan Cardona
Manager, Premium Services.....	Bryan Johnson
Coordinator, Office Services.....	Jake Petersen
Assistant, Front Office.....	Tina Flowers
Senior Director, Target Field Events and Tours.....	David Christie
Manager, Target Field Events.....	Quinn Handahl
Coordinator, Ballpark and Educational Tours.....	Forrest Brandt
Coordinator, Target Field Events.....	Hannah Dye

TICKET OPERATIONS

Senior Director, Box Office.....	Mike Stiles
Manager, Box Office.....	Ashley Geldert
Manager, Call Center.....	Mark Engstrom
Supervisor, Box Office.....	Colleen Seeker
Coordinator, Call Center Operations.....	Chris Frogge
Coordinator, Ticket Operations/Special Events.....	Kelton Splett
Coordinator, Ticket Operations.....	Nick Doncits
Manager, Florida Business Operations.....	Mark Weber

CLUBHOUSE

Equipment Manager.....	Rod McCormick
Assistant Manager, Home Clubhouse.....	Tim Burke
Assistant, Home Clubhouse.....	Frank Hanzlik
Visiting Clubhouse Manager.....	Marcus McKenzie
Head Performance Chef.....	Kyle McCleary

MEDICAL STAFF / PERFORMANCE STAFF

Director, Medical Services.....	Dr. John A. Steubs
Orthopedic Physicians.....	Dr. Diane Dahm, Dr. Corey Wulf
Internal Medicine Physicians.....	Dr. Amy Beacom, Dr. Rahul Kapur, Dr. David Olson
Peak Performance Director.....	Dr. Rick Aberman
Head Athletic Trainer.....	Tony Leo
Assistant Athletic Trainers.....	Masamichi Abe, Matt Biancuzzo
Director, Strength and Conditioning.....	Ian Kadish
Physical Therapist.....	Jeff Lahti
Motion Performance Coach.....	Martijn Verhoeven
Major League Head Dietitian.....	Rasa Troup



JIM POHLAD

EXECUTIVE CHAIR

2019 marked Jim Pohlad's 37th season with the Minnesota Twins. Jim provides leadership to the Twins on behalf of the Pohlad family. The Pohlad family has owned the Minnesota Twins since 1984.

In addition to his position with the Twins, Jim currently holds various leadership roles throughout the Pohlad Companies, including Twins Sports Inc., Go: A Modern Creation Company, United Properties and the Pohlad Family Investment Group. He also serves on several committees for Major League Baseball.

Jim's civic engagements include work on behalf of organizations and programs that support the well-being and interests of children and families in the Twin Cities and surrounding communities. He currently serves on the board of the Pohlad Family

Foundation. In past years, he has supported and provided leadership to the Greater Twin Cities United Way, Minneapolis Institute of Arts, the Greater Minneapolis Chamber of Commerce, The Minneapolis Foundation and Park Nicollet Health Services and Melrose Center.

Jim resides with his family in Minneapolis. He holds a degree in Business Administration from the University of Southern California.



★ THE TWINS TRADITION ★

PASSION

From our team to our front office to everyone in our organization, we are an accountable, hardworking group that is dedicated to success, attention to detail and getting better every day. We take great pride in being part of the Twins family and all that it represents.

HUSTLE

Every day, on and off the field, we bring it — effort, pure and simple. It's the Twins trademark. It's part of our character. We thrive on respect for the game and each other while focusing on an organization-wide commitment to innovation, collaboration and responsiveness to our partners and the millions of fans who come through our turnstiles every season.

HEART

We are loyal, invested in our community and NEVER give up. That's why we play all nine innings and are committed to going above and beyond to be responsible, philanthropic and steadfast in our efforts to enhance the lives of everybody in Twins Territory.

FUN

We love the game, we love our fans, we love our ballpark and we love to entertain. From families to corporations and everyone in between, we strive to offer world-class service, unmatched amenities, and fun and excitement for everyone.



TWINS TRADITION AWARD

Given annually to a Twins employee who best exemplifies the four pillars of the Twins Tradition.

- 2012 – Jim Rantz, Senior Director of Minor League Operations
- 2013 – Lori Beasley, Director of Payroll
- 2014 – Patrick Forsland, Director of Guest Services
- 2015 – Mike Stiles, Director of Box Office
- 2016 – Beth Vail Palm, Manager of Marketing Communications
- 2017 – Larry DiVito, Head Groundskeeper
- 2018 – Bilal Ghandour, Technology Operations Specialist
- 2019 – TBA



DAVE ST. PETER

PRESIDENT AND CHIEF EXECUTIVE OFFICER

Dave St. Peter was named the fourth president in Minnesota Twins history on November 26, 2002. St. Peter also assumed the Chief Executive Officer title on December 21, 2016 and continues to oversee the team's day-to-day operations, strategic planning and interaction with Major League Baseball.

St. Peter played a central role in the approval, design, construction and opening of Target Field, which was named 2011 Sports Facility of the Year by the Sports Business Journal/Sports Business Daily. He has also recently played leadership roles in construction of a new player-development Academy in the Dominican Republic; hosting the 2014 Major League Baseball All-Star Game; expansion of the CenturyLink Sports Complex in Fort Myers, FL, named Ballpark Digest's 2015 Major Ballpark Renovation of the Year; as well

as the team's partnership with Hennepin County on the design and programming of Minnesota's award-winning intermodal transit hub - Target Field Station.

St. Peter served his 30th year with the Twins in 2019. He joined the organization as an intern in 1990 and over his first decade with the franchise held a variety of positions, including Pro Shop Manager, Communications Manager, Vice President of Corporate Communications and Senior Vice President of Business Affairs. With St. Peter as club president, the Twins established a new single-season franchise attendance record in 2010 by attracting more than 3.2 million fans to Target Field, while the team was recognized by ESPN as having the best stadium experience in all of professional sports. St. Peter's leadership has been integral in the team's growing corporate partnership base; development of the "Magic Moments" customer service initiative; the "Go Twins, Go Green" environmental stewardship platform; expansion of the Treasure Island Baseball Network; aggressive community outreach; and, enhanced alumni involvement -- including creation of the Twins Hall of Fame.

St. Peter has been part of a Twins leadership team helping the franchise advance to postseason play eight times since 2002. During St. Peter's leadership tenure, the Twins have twice been named "Organization of the Year" by *Baseball America* (2002 and '04). In 2006, the entire Twins organization was recognized as the *Minneapolis Star Tribune's* "Sports Person of the Year." The franchise received the Atlanta Sports Council's Horizon Award (2002) as the Professional Sports Organization of the Year, while the Twins Community Fund was a 2000 recipient of the Greater Minneapolis Chamber of Commerce's Quality of Life Award and a 2006 recipient of a Project Evergreen Award. The State of Minnesota named the Twins organization a Yellow Ribbon Company in 2014. Since 2010, the Twins have been honored seven times by the *Minneapolis Star Tribune* as one of the "Top 100" workplaces in Minnesota. In 2011, the Twins were the recipient of the Minneapolis Park and Recreation Board's "Living the Dream" Award. In 2016, the Minneapolis Regional Chamber of Commerce presented the Twins with an "Honored Company" Award in recognition of outstanding community service. Individually, St. Peter has been named to the Street & Smith's *SportsBusiness Journal* and *Minneapolis/St. Paul Business Journal's* "Forty Under 40" lists. In 2018, St. Peter was recognized by the Positive Coaching Alliance as Minnesota's Triple-Impact Competitor Business Executive of the Year.

At the league level, St. Peter sits on MLB's Scheduling Committee, while also serving as a Trustee on the MLB-MLBPA Player Pension Committee. In the community, St. Peter serves on the boards of the YMCA of the Twin Cities and NuLoop Partners. He also serves on the National Advisory Council for Pitch In for Baseball.

St. Peter was born in Bismarck, North Dakota, and graduated from the University of North Dakota in 1989. Dave, son Jack, and twin sons Eric and Ben make their home in Chanhassen, MN.





DEREK FALVEY

EXECUTIVE VICE PRESIDENT, CHIEF BASEBALL OFFICER

Derek Falvey was hired by the Twins as Executive Vice President, Chief Baseball Officer in October 2016 after spending nine seasons as a member of the Cleveland Indians organization. He was appointed as Indians Assistant General Manager on October 6, 2015 after spending the previous four seasons as Director of Baseball Operations, a position he had held since December 2011.

As the EVP/Chief Baseball Officer, Falvey is responsible for establishing the vision and related strategies for the club's baseball operation. Specifically, he oversees all aspects of the department, including: the major league team, coaches and support staff; contract negotiations; player development; scouting; research and development; medical; and, communications. Falvey is the sixth head of the Twins baseball operations department, joining Calvin Griffith (1961-84), Howard Fox (1985-86), Andy MacPhail (1986-94), Bill Smith (2007-11) and Terry Ryan (1994-2007, 2011-16). He was named to *Twin Cities Business*' list of "100 People to Know" in 2018.

During his time as Assistant General Manager for the Indians, Derek assisted President of Baseball Operations Chris Antonetti and General Manager Mike Chernoff in all areas of baseball operations, including financial, statistical, and contractual dealings, and contributed to all aspects of professional and amateur player procurement and development. He also oversaw the advance scouting process and worked closely with Manager Terry Francona and the major league coaching staff to assist in the day-to-day management of major league operations.

Falvey's career in baseball started with the Indians in November 2007 when he began an internship in Baseball Operations. In his first three years in Cleveland, Derek assisted both the Amateur and International Scouting Departments, before spending the 2011 season as Assistant Director of Baseball Operations.

Derek played baseball at Trinity College in Hartford, CT, where he earned a degree in Economics in June 2005. After graduating, Falvey returned home to the Boston, MA area, where he worked until joining the Indians in the fall of 2007.

Derek resides in Edina, MN, with his wife, Meghan, their son, Jack, and daughter, Brynn.



THAD LEVINE

SENIOR VICE PRESIDENT, GENERAL MANAGER

Thad Levine was hired by the Twins as Senior Vice President, General Manager in November 2016. Thad partners with Chief Baseball Officer, Derek Falvey, to lead all facets of the Twins' baseball operations, including major league operations, scouting, player development and player procurement. He was named to *Twin Cities Business*' list of "100 People to Know" in 2018.

Levine spent 11 seasons as Assistant General Manager for the Texas Rangers, a position he held since October 2005. While working as Assistant General Manager for the Rangers, he assisted President of Baseball Operations/General Manager Jon Daniels with all responsibilities of major league operations, including player acquisitions, roster composition, contract negotiations, and statistical and financial analyses, and he also

oversaw Texas' international scouting department. Prior to his time with the Rangers, Levine spent six seasons as Senior Director, Baseball Operations for the Colorado Rockies and, prior to that, was Colorado's Director of Baseball Administration (2002-04) and the team's Assistant Director of Baseball Administration (1999-2002).

Thad went to the Rockies from Los Angeles, where he worked one season for the Dodgers (business development) and earned an MBA from UCLA in 1999. He has marketing experience with Coca-Cola, the Rockport Company and Reebok, Ltd.

Thad has served on the Board of Directors for several nonprofit entities.

Born in Alexandria, VA, Thad earned a bachelor's degree in 1994 from Haverford (PA) College, where he played baseball. Thad fulfilled some of his graduate work for his MBA from UCLA while abroad in Cape Town, South Africa.

Thad and his wife, Claudette, reside in Edina, MN, with their three children, Greta, Tess, and Quinn.

TWINS LEADERSHIP HISTORY

OWNERSHIP

Carl R. Pohlad Family, 1984-present
Calvin R. Griffith Family, 1961-84

PRESIDENTS

Dave St. Peter, 2002-present
Jerry Bell, 1987-2002
Howard Fox, 1984-87
Calvin Griffith, 1961-84

CHIEF BASEBALL OFFICERS

Derek Falvey, 2016-present

GENERAL MANAGERS

Thad Levine, 2016-present
Terry Ryan, 1994-2007, 2011-16
Bill Smith, 2007-11
Andy MacPhail, 1986-94
Howard Fox, 1985-86
Calvin Griffith, 1961-84



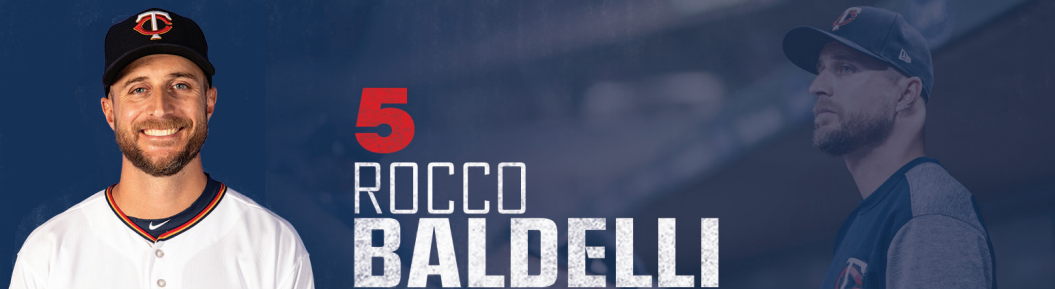
MINNESOTA
TWINS



HALL OF FAME

COACHES





5 ROCCO BALDELLI

MANAGER

NAMED MANAGER ON OCTOBER 25, 2018

B/T: R/R
Born: 9/25/1981 in Woonsocket, RI

Resides: Providence, RI
School: Bishop Hendricken High School (Warwick, RI)

PERSONAL: Rocco Dan Baldelli...twitter: @roccobaldelli...2008 winner of the Tony Conigliaro Award, given by the Boston Chapter of the BBWAA to the major league player who has overcome adversity through the attributes of spirit, determination and courage—trademarks of the former Red Sox star outfielder...2004 inductee into the Rhode Island Italian-American Hall of Fame...named all-state in baseball, track, basketball and volleyball at Bishop Hendricken High School in Warwick, RI...remains one of five Rhode Island natives to be selected in the first round of the regular phase of the June Draft, along with pitcher John LaRose (Boston, 1970), infielder Bill Almon (San Diego, 1974), pitcher Pat Combs (Philadelphia, 1988) and infielder Paul Konerko (Los Angeles-NL, 1994)...between 1965-86 the June Draft consisted of two phases.

MANAGERIAL CAREER: 2019 marked Baldelli's first career season as a major league manager...earned first career managerial win on Opening Day March 28 vs. Cleveland in a Twins 2-0 victory...led the Twins to the second-highest win total in franchise history before the All-Star Break (56) three wins shy of the 1969 Twins (59)...suffered first career ejection April 15 vs. Toronto by umpire Mike Estabrook, arguing balls and strikes...suffered second career ejection July 23 vs. New York-AL by umpire Ramon De Jesus, arguing balls and strikes...earned 92nd win September 16 vs. Chicago-AL, joining Alex Cora (103) and Aaron Boone (92) as the only active managers at the time to reach 92 wins in first 150 games managed...earned 100th managerial win September 27 at Kansas City in a 7-inning rain-shortened 6-2 victory becoming the winningest first-year manager in Twins/Senators franchise history...also the seventh first-year manager in baseball history to reach 100 wins...finished fifth among that group with 101 wins in his first season...guided the Twins to a 101-61 record, the second-most wins in Minnesota history, behind only the 1965 American League Champions (102-60)...Twins captured the American League Central Division title, as he joined Billy Martin (1969), Bill Rigney (1970) and Ron Gardenhire (2002) as the fourth Minnesota skipper to lead the team to the postseason in his first year at the helm.

PROFESSIONAL MANAGING/COACHING TIMELINE

2019 MINNESOTA MANAGER
2018 TAMPA BAY MAJOR LEAGUE FIELD COORDINATOR
2015-17 TAMPA BAY FIRST BASE COACH
2011-14 Tampa Bay Special Assistant, Baseball Ops.

COACHING CAREER HIGHLIGHTS: 2018 marked Baldelli's fourth season as a major league coach and first as Tampa Bay's Major League Field Coordinator, a newly created position that was finalized Nov 17, 2017...in that role, he assisted Manager Kevin Cash and Bench Coach Charlie Montoyo during the game, worked with outfielders and focused on continued development of major league players...he spent the previous three seasons as Tampa Bay's first base coach from 2015-17, and at 33 years old when named to the post on December 19, 2014, he still remains the youngest coach in Rays history, supplanting Billy Hatcher, who was 37 as the first base coach for the inaugural Devil Rays in 1998...prior to joining the coaching staff, he spent four seasons (2011-14) in the Rays organization as a special assistant, baseball operations, a position he accepted in January of 2011 upon retiring from an 11-year career as an outfielder.

PLAYING CAREER: Played seven seasons in the major leagues, six with Tampa Bay (2003-04, 2006-08 & 2010) and one in Boston (2009)...selected by Tampa Bay in the first round (6th overall) of the 2000 First-Year Player Draft.

- ✦ Finished third in the 2003 AL Rookie of the Year balloting behind Kansas City's Angel Berroa and New York-AL's Hideki Matsui...received five first-place votes...led AL rookies in batting average (.289), runs (89) and triples (8).
- ✦ His 27 stolen bases and 184 hits, were each one shy of Ted Williams' rookie season...his .289 average remains the club record for a rookie.
- ✦ Recorded 39 hits in his first month in the major leagues (April 2003), still a club record for any player in April...is the last rookie to lead the AL in outfield assists (15) and one of only nine to do it since 1931.
- ✦ In his first two seasons, hit .285 (329-for-1155) with 27 home runs and 44 stolen bases.
- ✦ Missed the entire 2005 season due to knee and elbow surgeries, and was limited by injuries for the rest of career...was ultimately forced to retire at the age of 29 in 2010.
- ✦ Played final game in Game 1 of the 2010 ALDS vs. Texas.
- ✦ Drove in the go-ahead run in the Rays 3-1 win in Game 7 of the 2008 ALCS vs. Boston a fifth inning single off Jon Lester.
- ✦ Is one of three players in Rays history to hit a home run in the World Series, coming in Game 5 at Philadelphia in 2008 off Ryan Madson.
- ✦ His only year outside the organization was 2009 when he signed as a free agent with the Red Sox.

BALDELLI'S RECORD AS MANAGER

YEAR	CLUB	LEAGUE	POSITION	WON	LOST	PCT.
2019	Minnesota	American League	First in AL Central	101	61	.623
Major League Totals				101	61	623

BALDELLI'S BATTING RECORD																			
YEAR	CLUB	AVG	G	AB	R	H	2B	3B	HR	RBI	SH	SF	HBP	BB	SO	SB	CS	OBP	OPS
2000	Princeton	.216	60	232	33	50	9	2	3	25	2	0	5	12	56	11	3	.269	.579
2001	Charleston SC	.249	113	406	58	101	23	6	8	55	5	6	11	23	89	25	9	.303	.697
2002	Durham	.292	23	96	13	28	6	1	3	7	2	0	0	0	23	2	5	.292	.760
	Orlando	.371	17	70	10	26	3	1	2	13	0	3	2	5	11	3	2	.413	.941
	Bakersfield	.333	77	312	63	104	19	1	14	51	4	1	7	18	63	21	6	.382	.917
2003	TAMPA BAY	.289	156	637	89	184	32	8	11	78	3	6	8	30	128	27	10	.326	.742
2004	TAMPA BAY	.280	136	518	79	145	27	3	16	74	3	6	8	30	88	17	4	.326	.762
2006	Durham	.404	12	47	7	19	5	0	0	4	0	0	0	4	10	0	1	.451	.962
	TAMPA BAY	.302	92	364	59	110	24	6	16	57	0	2	7	14	70	10	1	.339	.871
	Durham	.125	2	8	2	1	0	0	1	1	0	0	0	1	2	0	0	.222	.722
2007	Vero Beach	.000	2	5	1	0	0	0	0	0	0	0	0	1	1	0	0	.167	.167
	TAMPA BAY	.204	35	137	16	28	6	0	5	12	1	0	3	9	35	4	1	.268	.626
	Montgomery	.297	13	37	6	11	1	0	3	8	0	0	1	6	7	0	1	.409	.977
2008	Vero Beach	.216	11	37	3	8	1	0	2	8	0	0	1	4	10	2	0	.310	.715
	TAMPA BAY	.263	28	80	12	21	5	0	4	13	0	0	3	7	25	0	0	.344	.819
	Pawtucket	.077	4	13	1	1	0	0	0	1	0	1	1	0	5	0	0	.133	.210
2009	BOSTON	.253	62	150	23	38	4	1	7	23	0	1	2	11	37	1	0	.311	.744
	Durham	.273	11	44	7	12	3	0	2	8	0	2	1	1	11	0	0	.292	.769
	Charlotte	.283	12	46	6	13	4	0	0	6	0	0	0	1	11	0	0	.298	.667
2010	TAMPA BAY	.208	10	24	3	5	1	0	1	5	0	0	0	1	5	1	0	.240	.615
	Minor League Totals	.276	357	1353	210	374	74	11	38	187	13	13	29	76	299	64	27	.326	.757
Major League Totals		.278	519	1910	281	531	99	18	60	262	7	15	31	102	388	60	16	.323	.766

BALDELLI'S DIVISION SERIES RECORD																			
YEAR	OPPONENT	AVG	G	AB	R	H	2B	3B	HR	RBI	SH	SF	HBP	BB	SO	SB	CS	OBP	OPS
2008	Chicago-AL	.200	8	20	4	4	0	0	2	6	0	0	0	3	5	0	0	.304	.804
2010	Texas	.000	1	3	0	0	0	0	0	0	0	0	0	0	2	0	0	.000	.000
Division Series Record		.091	9	23	4	4	0	0	2	6	0	0	0	3	7	0	0	.167	.258

BALDELLI'S LEAGUE CHAMPIONSHIP SERIES RECORD																			
YEAR	OPPONENT	AVG	G	AB	R	H	2B	3B	HR	RBI	SH	SF	HBP	BB	SO	SB	CS	OBP	OPS
2008	Boston	.333	2	6	1	2	0	0	1	4	0	0	0	1	3	0	0	.429	1.262

BALDELLI'S WORLD SERIES RECORD																			
YEAR	OPPONENT	AVG	G	AB	R	H	2B	3B	HR	RBI	SH	SF	HBP	BB	SO	SB	CS	OBP	OPS
2008	Philadelphia	.167	3	6	1	1	0	0	1	1	0	0	0	1	2	0	0	.286	.952

TWINS MANAGERS																		
MANAGERS	SEASONS	FINISHES										WON	LOST	PCT.				
Cookie Lavagetto*	1961	9th										.25	.41	.379				
Sam Mele*	1961-67	7th-2nd-3rd-6th-1st-2nd-6th										.522	.431	.548				
Cal Ermer*	1967-68	2nd-7th										.145	.129	.529				
Billy Martin*	1969	1st										.97	.65	.599				
Bill Rigney*	1970-72	1st-5th-3rd										.208	.184	.531				
Frank Quilici*	1972-75	3rd-3rd-3rd-4th										.280	.287	.494				
Gene Mauch*	1976-80	3rd-4th-4th-4th-4th										.378	.394	.490				
Johnny Goryl	1980-81	3rd-6th										.34	.38	.472				
Billy Gardner	1981-85	(7th-4th)-7th-5th-2nd-6th										.268	.353	.432				
Ray Miller	1985-86	4th-7th										.109	.130	.456				
Tom Kelly	1986-2001	6th-1st-2nd-5th-7th-1st-2nd-5th-4th-5th-4th-4th-4th-5th-2nd										.1140	.1244	.478				
Ron Gardenhire	2002-14	1st-1st-1st-3rd-1st-3rd-2nd-1st-1st-5th-5th-4th-5th										.1068	.1039	.507				
Paul Molitor	2015-18	2nd-5th-2nd-2nd										.305	.343	.471				
Rocco Baldelli	2019	1st										.101	.61	.623				

* - Deceased



46 TONY DIAZ



THIRD BASE COACH

NAMED THIRD BASE COACH ON NOVEMBER 16, 2018

B/T: R/R
Born: 1/23/1977 in Santo Domingo, DR

Resides: Scottsdale, AZ
School: Florida International University

PERSONAL: Antonio Manuel Diaz...has two children: daughter, Gabriela (5/7/02) and son, Anthony (1/11/05)...Athlete of the Year at Gulf Coast Community College in 1995, hitting .349 with six home runs with 26 stolen bases, and was named the Athlete of the Year and Defensive Player of the Year...graduated from Florida International University in 1999 with a bachelor's degree in marketing...was awarded the Excellence Award in 1998 while at Florida International...authored the manual Practical English for Latin Players to help Latin baseball players diminish their language barrier...enjoys reading leadership books, watching motivational videos, and doing baseball clinics for young children...was recruited to play professional baseball by the late Don Odermann, who was the founder of the Latin Athletes Education Fund...played at the Gulf Coast Community College for Darren Mazerowski, son of Pirates Hall of Famer Bill Mazerowski.

COACHING CAREER HIGHLIGHTS: 2019 marked his first season as a coach for the Twins and 20th season as a coach at some capacity at the professional level...also assists Baldelli in infield instruction...spent two seasons as Colorado's first base coach (2017-18)...managed the Salt River Rafters in the Arizona Fall League in 2016 (15-15)...managed seven seasons in Colorado's organization, five seasons for Rookie-Level Casper (2007-11) and one with Rookie-Level Grand Junction (2012)...compiled a record of 193-257, including a record of 43-33 (.566) in 2012...guided the Grand Junction Rockies to a 43-33 record in his first season in Grand Junction in 2012, and was inducted into the Pioneer League Hall of Fame the following year...prior to becoming a manager, spent six seasons as the hitting coach for Casper (2001-06)...named Colorado's Player Development "Man of the Year" in 2002...began his minor league coaching career as the hitting coach for the Tucson Rockies in the Arizona Rookie League in 2000...prior to coaching in the minor leagues, was the assistant coach at both Columbus (1999) and Braddock (1998) High Schools in South Florida...assisted in the Rockies Dominican Instructional League every season with Colorado's organization...served as the third base coach and bench coach for Gigantes del Cibao in the Dominican Winter League during the 2015-16 season and as the third base coach for the Toros del Este of the Dominican Winter League during the 2012-13 season.

PROFESSIONAL COACHING/MANAGING TIMELINE

2019	MINNESOTA THIRD BASE COACH
2017-18	COLORADO FIRST BASE COACH
2013-16	Rookie-Level Grand Junction Supervisor of Development
2012	Rookie-Level Grand Junction Manager
2007-11	Rookie-Level Casper Manager
2001-06	Rookie-Level Casper Hitting Coach
2000	AZ Rookie League-Tucson Hitting Coach

PLAYING CAREER: Played shortstop for one season before suffering a career-ending shoulder injury in 1996...selected by California in the 46th round of the 1995 First-Year Player Draft; signed by scout Tom Kotchman.

DIAZ'S RECORD AS MANAGER

YEAR	CLUB	LEAGUE	POSITION	WON	LOST	PCT.
2007	Casper	Pioneer	4th in division/4th in division	22	53	.293
2008	Casper	Pioneer	2nd in division/4th in division	36	37	.493
2009	Casper	Pioneer	4th in division/4th in division	28	46	.378
2010	Casper	Pioneer	3rd in division/3rd in division	37	39	.487
2011	Casper	Pioneer	4th in division/3rd in division	27	49	.355
2012	Grand Junction	Pioneer	4th in division	43	33	.566
Minor League Totals				193	257	.429



67 BILL EVERS

MAJOR LEAGUE COACH

NAMED MAJOR LEAGUE COACH ON NOVEMBER 21, 2018

B/T: R/R
Born: 1/29/54 in New York, NY

Resides: New Port Richey, FL
School: Eckerd College

PERSONAL: William Joseph Evers...wife, Patricia...daughter, Kelly...son, William...1976 graduate of Eckerd College in St. Petersburg, receiving a management and recreation degree.

COACHING CAREER HIGHLIGHTS: 2019 marked 44th season coaching at some capacity in professional baseball and fourth at the major league level...among additional duties, also assists Baldelli in catching instruction...he was the bench coach under Joe Maddon from 2006-07, the same time that Baldelli was an outfielder for the Devil Rays...spent 23 seasons in Tampa Bay's organization; was manager at Triple-A Durham as part of the Devil Rays' inaugural season in 1998...led Durham to the Governor's Cup Championship in 2002 and 2003...won five minor league championships: International League (2002 and '03), Florida State League (1997), and Texas League (1990 and '91)...other than Tampa Bay, also worked in the minor league systems of Chicago-NL (1980), New York-AL (1981-85, 93-95) and San Francisco (1986-92).

PLAYING CAREER: Former catcher in the Chicago-NL organization from 1976-79, hitting .251 (200-for-798) with 35 doubles, four triples, 11 home runs and 147 RBI; walked 161 times and struck out just 113 times in 274 minor league games...originally drafted by Chicago-NL in the sixth round of the 1976 First-Year Player Draft...also drafted by Montreal in 1975 and Cleveland in 1976.

PROFESSIONAL COACHING/MANAGING TIMELINE

2019.....	MINNESOTA TWINS MAJOR LEAGUE COACH
2010-18	Tampa Bay Minor League Field Coordinator
2008-09	Tampa Bay Scout
2006-07	TAMPA BAY BENCH COACH
1998-2005	Triple-A Durham Manager
1997	Single-A St. Petersburg Manager
1996	GCL Rays Manager
1995	Triple-A Columbus Manager
1994	Double-A Albany-Colonie Manager
1993	Single-A Greensboro/Double-A Albany-Colonie Manager
1992	Triple-A Phoenix Manager
1989-91	Double-A Shreveport Manager
1987-88	Single-A Clinton Manager
1986	Single-A Clinton Coach
1981-85	New York-AL Minor League Catching Instructor
1980	Chicago-NL Minor League Catching Instructor

EVERS' PLAYING RECORD

YEAR	CLUB	AVG	G	AB	R	H	2B	3B	HR	RBI	SH	SF	HBP	BB	SO	SB	CS	OBP	OPS
1976	GCL Cubs	.261	43	142	21	37	9	1	2	31	0	2	0	32	14	1	0	.392	.772
1977	Pompano Beach	.245	116	359	54	88	16	1	5	55	5	4	3	59	53	9	2	.353	.690
1978	Wichita	.250	3	4	0	1	0	0	0	1	0	0	1	0	0	0	0	.400	.650
	Midland	.273	26	77	14	21	3	1	0	10	0	2	0	9	15	0	0	.341	.679
	Pompano Beach	.226	56	159	20	36	5	1	2	34	2	3	0	41	20	5	0	.379	.687
1979	Wichita	.300	27	50	8	15	2	0	2	14	0	1	0	17	10	2	3	.471	.931
	Midland	.286	3	7	0	2	0	0	0	2	0	0	1	3	1	0	0	.545	.831
Minor League Totals		.251	274	798	117	200	35	4	11	147	7	12	5	161	113	17	5	.375	.721

EVERS' RECORD AS MANAGER

YEAR	CLUB	LEAGUE	POSITION	WON	LOST	PCT.
1987	Clinton	Midwest	2nd in division	72	67	.518
1988	Clinton	Midwest	3rd in division	78	62	.557
1989	Shreveport	Texas	2nd in division	75	61	.551
1990	Shreveport	Texas	3rd in division	65	68	.489
1991	Shreveport	Texas	1st in division	86	50	.632
1992	Phoenix	Pacific Coast	7th in division	66	78	.458
1993	Greensboro	South Atlantic	--	45	25	.643
	Albany-Colonie	Eastern	4th in division	34	33	.507
1994	Albany-Colonie	Eastern	3rd in division	71	70	.505
1995	Columbus	International	3rd in division	71	68	.511
1996	GCL Devil Rays	Gulf Coast	4th in division	24	35	.407
1997	St. Petersburg	Florida State	3rd in division	81	56	.591
1998	Durham	International	1st in division	80	64	.556
1999	Durham	International	1st in division	83	60	.580
2000	Durham	International	1st in division	81	62	.566
2001	Durham	International	2nd in division	74	70	.525
2002	Durham	International	1st in division	80	84	.488
2003	Durham	International	2nd in division	73	67	.521
2004	Durham	International	2nd in division	77	67	.535
2005	Durham	International	2nd in division	67	79	.451
Minor League Totals				1381	1226	.530



ASST. PITCHING COACH

NAMED ASSISTANT PITCHING COACH ON NOVEMBER 16, 2018

B/T: R/R
Born: 3/11/1986 in Perkins, OK

Resides: Collinsville, OK
School: Oral Roberts University

PERSONAL: Jeremy Scott Hefner...2004 graduate of Perkins-Tryon High School in Perkins, OK...attended Oral Roberts University in 2007 after two years at Seminole State College.

COACHING CAREER HIGHLIGHTS: 2019 marked his first career coaching experience at any professional level...spent 2017-18 as a Major League Advance Scout for Twins, a role in which he was responsible for overseeing the Advance process (game planning and shifts, etc.) and helping with the development of major league players.

PLAYING CAREER: Played 11 seasons professionally from 2007-17, spending five seasons in San Diego's organization (2007-11), three with New York-NL (2012-14), three with Gigantes del Cibao (2015-17) and one with St. Louis (2016)...pitched two seasons in the major leagues with the Mets from 2012-13, going 8-15, 4.65 ERA (224.1 IP, 116 ER) with 55 walks and 161 strikeouts in 50 games (36 starts)...drafted by New York-NL in the 46th round of the 2004 First-Year Player Draft and again in the 48th round of the 2005 First-Year Player Draft, but did not sign either time...selected by San Diego in the 10th round of the 2007 First-Year Player Draft.

PROFESSIONAL COACHING TIMELINE

2019.....MINNESOTA ASSISTANT PITCHING COACH
2017-18.....Minnesota Major League Advance Scout

- Made his major league debut April 23, 2012 vs. San Francisco, allowing three hits and one walk with three strikeouts.
- Earned his first major league win May 29, 2012 vs. Philadelphia, pitching 6.0 innings, allowing three runs with four strikeouts.
- Became the first pitcher in franchise history to earn his first major league win and hit his first major league home run (off Joe Blanton) in the same game on May 29 vs. Philadelphia...the last major league to previously accomplish that feat was Dennis Tankersley for San Diego vs. Montreal, on May 15, 2002...Hefner was the first Mets pitcher to hit a home run since Johan Santana went deep off Cincinnati's Matt Maloney on July 6, 2010.
- Named to both the Texas League's Southern Division All-Star team and the postseason All-Star team in 2010...ranked third in the league in ERA (2.95)...also ranked among Texas League leaders in innings pitched (1st - 167.2) and strikeouts (4th - 115).
- Named San Diego's minor league Pitcher of the Year in 2008.
- Tied for third in Northwest League in strikeouts in 2007 (74).

HEFNER'S PITCHING RECORD

YEAR	CLUB	W-L	ERA	G	GS	CG	SH	SV	IP	H	R	ER	HR	HB	BB	SO	WP	K/9	BAA
2007	Eugene	2-5	3.90	17	11	0	0	0	62.1	51	33	27	3	2	20	74	8	10.7	.221
2008	Lake Elsinore	0-0	3.60	1	1	0	0	0	5.0	3	2	2	0	0	2	6	0	10.8	.167
	Fort Wayne	10-5	3.33	29	24	0	0	0	140.1	117	53	52	12	3	41	144	7	9.2	.228
2009	Portland	0-0	3.38	1	1	0	0	0	5.1	7	2	2	0	0	2	5	0	8.4	.318
	Lake Elsinore	14-9	4.12	27	27	0	0	0	150.2	165	81	69	13	11	38	142	9	8.5	.284
2010	San Antonio	11-8	2.95	28	28	2	0	0	167.2	156	63	55	11	5	51	115	7	6.2	.254
2011	Tucson	9-7	4.98	28	28	0	0	0	157.1	178	101	87	21	3	61	120	7	6.9	.283
2012	Buffalo	5-2	2.77	10	9	0	0	0	61.2	55	25	19	4	0	10	37	1	5.4	.329
	NEW YORK-NL	4-7	5.09	26	13	0	0	0	93.2	110	55	53	9	2	18	62	7	6.0	.287
2013	NEW YORK-NL	4-8	4.34	24	23	0	0	0	130.2	132	75	63	20	5	37	99	1	6.8	.260
2014	GCL Mets	0-0	3.00	3	3	0	0	0	6.0	4	2	2	0	0	0	2	0	3.0	.200
	St. Lucie	0-0	9.00	3	3	0	0	0	8.0	8	8	8	1	0	9	9	0	10.1	.267
2016	GCL Cardinals	0-0	3.00	2	2	0	0	0	6.0	4	2	2	2	0	0	9	0	13.5	.182
	Memphis	3-6	5.25	18	18	0	0	0	97.2	103	59	57	12	4	39	82	8	7.6	.269
Minor League Totals		54-42	3.96	167	155	2	0	0	868.0	851	431	382	79	28	273	745	47	7.7	.258
Major League Totals		8-15	4.65	50	36	0	0	0	224.1	242	130	116	29	7	55	161	8	6.46	.272



63 RUDY HERNANDEZ

ASST. HITTING COACH

NAMED ASSISTANT HITTING COACH ON NOVEMBER 12, 2014

B/T: R/R

Resides: Maracay, VZ

Born: 4/9/1965 in Turmero, Aragua, VZ

PERSONAL: Rodolfo Jesus Hernandez...wife, Andrea...son, Bryan...resides in Maracay, VZ.

COACHING CAREER HIGHLIGHTS: 2019 marked his 24th season in Twins organization and 20th in a coaching capacity...in 2017, as assistant hitting coach, the Twins scored 815 runs, the fourth most in club history; they hit 206 home runs, the third most in club history...in 2017, Twins hitters ranked third in the AL in walks (593) and fourth in runs scored (815) and on-base percentage (.334)...named Twins assistant hitting coach November 12, 2014...named Appalachian League Manager of the Year after 41-22, first place finish in 2001...managed San Joaquin in Venezuelan Summer League in 2000...managed Aragua in Venezuelan Winter League in 1999 and 2000...has career minor league managerial record of 139-102 (.577).

PLAYING CAREER: Played five seasons in New York Mets system (1987-91), hitting .250 (410-for-1637) with 55 doubles, 14 triples, three home runs and 156 RBI in 493 games...played second base and third base...played three years of summer ball in Venezuela, 1993-96...played in Mexican League in 1992...signed by New York-NL as an undrafted free agent in 1986.

PROFESSIONAL COACHING/MANAGING TIMELINE

2015-19	MINNESOTA ASSISTANT HITTING COACH
2013-14	GCL Twins Coach
2012	Double-A New Britain Coach
2011	GCL Twins Coach
2010	Double-A New Britain Coach
2009	GCL Twins Coach
2005-08	Single-A Beloit Coach
2004	Single-A Quad City Coach
2002-03	GCL Twins Manager
2001	Rookie-Elizabethton Manager
1996-2000	Instructor at Twins Venezuelan Academy

HERNANDEZ'S PLAYING RECORD

YEAR	CLUB	AVG	G	AB	R	H	2B	3B	HR	RBI	SH	SF	HB	BB	SO	SB	CS	E	OBP
1987	Kingsport	.264	66	216	33	57	10	1	2	27	4	2	1	31	41	8	3	22	.356
1988	Kingsport	.296	72	284	52	84	14	3	1	54	3	0	2	44	38	15	7	18	.394
1989	St. Lucie	.250	115	348	49	87	8	5	0	23	11	2	2	22	50	14	10	16	.297
1990	Jackson	.242	123	443	63	107	14	5	0	30	7	4	3	41	61	32	16	13	.308
1991	Williamsport	.217	117	346	38	75	9	0	0	22	6	2	0	67	69	25	14	21	.342
Minor League Totals		.250	493	1637	235	410	55	14	3	156	31	10	8	205	259	94	50	90	.335

HERNANDEZ'S RECORD AS MANAGER

YEAR	CLUB	LEAGUE	POSITION	WON	LOST	PCT.
2000	San Joaquin	Venezuelan Summer	2nd in division	35	24	.593
2001	Elizabethton	Appalachian	1st in division	41	22	.651
2002	GCL Twins	Gulf Coast	2nd in division	35	25	.583
2003	GCL Twins	Gulf Coast	3rd in division	28	31	.475
Minor League Totals				139	102	.577



PITCHING COACH

NAMED PITCHING COACH ON NOVEMBER 16, 2018

B/T: R/R
Born: 9/9/1971 in Atlanta, GA

Resides: Fayetteville, AR
School: Bishop Sylvan Hills High School (Sherwood, AR)

PERSONAL: Sherwood, Arkansas native, graduated from University of Arkansas at Monticello in 1994, earning a degree in Marketing...attended Sylvan Hills High School in Atlanta, GA...while coaching at Dallas Baptist University, worked to earn his masters in Kinesiology...is married to wife, Angie; three kids, Ryan, Anna, and Ava.

COACHING CAREER HIGHLIGHTS: 2019 marked his first season in professional baseball/Major League Baseball after nine seasons at the college level...became the first pitching coach in major league history to make the jump directly to the major leagues from college...helped guide Arkansas to runner-up finish at the 2018 College World Series...helped lead Mississippi State to the 2016 SEC regular season title and reached the NCAA Super Regionals in his only season for the Bulldogs...in 2016, six Mississippi State pitchers were selected in the First-Year Player Draft, most notably Dakota Johnson 34th overall by St. Louis...in 2015, at Dallas Baptist, Johnson had five pitchers chosen in the first 12 rounds, more than any Southeastern Conference school...during his collegiate tenure 30 pitchers were drafted by major league teams...prior to coaching collegiately, he spent four seasons as the head coach of Abundant Life High School in Sherwood, Arkansas, guiding the Owls to a 102-25 overall record...led ALHS to two straight state championships, winning in 2006 and 2007...coached American Legion from 1997-2007; 28 players signed an NCAA Letter of Intent.

COACHING TIMELINE

2019.....	MINNESOTA PITCHING COACH
2018.....	University of Arkansas Pitching Coach
2017.....	University of Arkansas Asst./Pitching Coach
2016.....	Mississippi State University Asst./Pitching Coach
2012-15.....	Dallas Baptist University Asst./Pitching Coach
2010-11.....	University of Central Arkansas Asst./Pitching Coach

TWINS ALL-TIME PITCHING AND HITTING COACHES

PITCHING COACHES

Wes Johnson	2019
Garvin Alston	2018
Neil Allen	2015-17
Rick Anderson	2002-14
Dick Such.....	1985-2001
Johnny Podres	1981-85
Camilo Pascual.....	1978-80
Don McMahon	1976-77
Lee Stange.....	1975
Bob Rodgers	1974
Al Worthington	1972-73
Marvin Grissom.....	1970-71
Early Wynn	1967-69

HITTING COACHES

James Rowson	2017-19
Tom Brunansky	2013-16
Joe Vavra	2005-12
Scott Ullger	1999-2004
Terry Crowley.....	1991-98
Tony Oliva	1986-90
Jim Lemon	1981-84
Tony Oliva	1977-78
Eddie Lyons.....	1976
Ralph Rowe	1972-75
Art Fowler	1969
Jim Lemon	1965-67

NOTE: Coaches pre-1966 were classified as "coaches"

TWINS ALL-TIME TEAM PITCHING LEADERS

TEAM	STRIKEOUTS
1) 2019.....	1,463
2) 2018.....	1,377
3) 2016.....	1,191
4) 2017.....	1,166
5) 2006.....	1,164



82 JAMES ROWSON



HITTING COACH

NAMED HITTING COACH ON DECEMBER 2, 2016

B/T: R/R
Born: 9/12/1976 in Mount Vernon, NY

Resides: Spring Hill, FL
School: Mount St. Michael High School (Bronx, NY)

PERSONAL: James Frank Rowson...wife, Maria...children, Kataria, Kiana and Gabriella...1994 graduate of Mount St. Michael High School (Bronx, NY).

COACHING CAREER HIGHLIGHTS: 2019 marked his 18th season coaching at the professional level...under his first year as Twins hitting coach in 2017, the club scored 815 runs, the fourth most in club history; and hit 206 home runs, the third most in club history...in 2017, Twins hitters ranked third in the AL in walks (593) and fourth in runs scored (815) and on-base percentage (.334)...hired as Twins hitting coach December 2, 2016...served as Chicago-NL hitting coach from 2012-13.

PLAYING CAREER: Spent three minor league seasons in the Seattle (1995-96) and New York-AL (1997) organizations before playing for Cook County in the Independent Heartland League in 1998...hit .204 (111-for-544) with 26 doubles, seven triples, nine home runs, 60 RBI, 73 runs scored and 23 stolen bases in 178 career professional games...selected by Seattle in ninth round of 1994 First-Year Player Draft.

PROFESSIONAL COACHING TIMELINE

2017-19	MINNESOTA HITTING COACH
2014-16	New York-AL Minor League Hitting Coordinator
2012-13	CHICAGO-NL HITTING COACH
2012	Chicago-NL Minor League Hitting Coordinator
2008-11	New York-AL Minor League Hitting Coordinator
2006-07	Single-A Tampa Hitting Coach
2004-05	Single-A Rancho Cucamonga Hitting Coach
2003	Single-A Cedar Rapids Hitting Coach
2002	Rookie-Provo Hitting Coach

ROWSON'S PLAYING RECORD

YEAR	CLUB	AVG	G	AB	R	H	2B	3B	HR	RBI	SH	SF	HB	BB	SO	SB	CS	OBP	OPS
1995	AZI Mariners	.189	30	106	9	20	6	1	0	9	1	1	3	6	38	9	2	.250	.514
1996	Everett	.221	53	181	30	40	9	2	4	24	0	1	3	26	68	4	2	.327	.686
1997	Oneonta	.195	12	41	8	8	2	2	0	4	0	0	0	4	17	1	0	.267	.608
	Greensboro	.286	8	21	1	6	1	0	0	2	1	0	0	5	8	0	0	.423	.756
	Tampa	.060	25	50	2	3	2	0	0	4	1	0	1	4	29	2	1	.145	.245
1998	Cook County (Ind.)	.234	50	145	23	34	6	2	5	17	0	2	0	11	41	7	2	.285	.692
	Independent League Totals	.234	50	145	23	34	6	2	5	17	0	2	0	11	41	7	2	.285	.692
	Minor League Totals	.193	128	399	50	77	20	5	4	43	3	2	7	45	160	16	5	.285	.583

TWINS COACHES

Allen, Neil.....2015-17	*Kuehl, Karl.....1977-82	Rodgers, Bob.....1970-74
Alston, Garvin.....2018	*Lemon, Jim.....1965-67, 81-84	*Rowe, Ralph.....1972-75
Anderson, Rick.....2002-14	Liddle, Steve.....2002-12	Rowson, James.....2017-19
*Baker, Floyd.....1961-64	*Lopat, Ed.....1961	*Sain, John.....1965-66
Brunansky, Tom.....2013-16	*Lyons, Eddie.....1976	Shellenback, Jim.....1983
*Case, George.....1968	*Maltzberger, Gordon.....1962-64	Shelton, Derek.....2018-19
*Crosetti, Frank.....1970-71	*Martin, Billy.....1965-68	Silvera, Charlie.....1969
Crowley, Terry.....1991-98	*McCullough, Clyde.....1961	*Stange, Lee.....1975
Cuellar, Bobby.....2013-14	*McMahon, Don.....1976-77	Steinbach, Terry.....2013-14
Davis, Butch.....2015-16	*Mele, Sam.....1961	*Stelmazek, Rick.....1981-2012
Diaz, Tony.....2019	Molitor, Paul.....2000-01, 14	*Strickland, George.....1962
Evers, Bill.....2019	*Morgan, Vern.....1969-75	Smith, Jeff.....2017-18
Fitzgerald, Ed.....1962-64	Naragon, Hal.....1963-66	Such, Dick.....1985-2001
*Fowler, Art.....1969	Newman, Al.....2002-05	Terwilliger, Wayne.....1986-94
Gardenhire, Ron.....1991-2001	Nossek, Joe.....1976	Ullger, Scott.....1995-2014
Gardner, Billy.....1981	Oldis, Bob.....1968	Vavra, Joe.....2006-17
Glynn, Gene.....2015-18	Oliva, Tony.....1976-78, 85-91	Watkins, Tommy.....2019
Goryl, John.....1968-69, 79-80	Pascual, Camilo.....1978-80	White, Jerry.....1989, 95, 99-2012
*Grissom, Marv.....1970-71	Pickler, Jeff.....2017-18	Worthington, Al.....1972-73
Guardado, Eddie.....2015-18	*Podres, Johnny.....1981-85	*Wynn, Early.....1967-69
Hefner, Jeremy.....2019	*Quilici, Frank.....1971-72	*Zimmerman, Jerry.....1967, 76-80
Hernandez, Rudy.....2015-19	Randall, Bobby.....1980	(* - deceased)
Johnson, Wes.....2019	Renick, Rick.....1987-90	
Kelly, Tom.....1983-86	*Robertson, Sherry.....1970	



8 DEREK SHELTON



BENCH COACH

NAMED BENCH COACH ON NOVEMBER 6, 2017

B/T: R/R
Born: 7/30/1970 in Carbondale, IL

Resides: St. Pete Beach, FL
School: Southern Illinois University

PERSONAL: Derek Lee Shelton...wife, Alison...three children, Jackson, Isabella and Gianna...father, Ron, was a left-handed pitcher for Bluefield (Baltimore) in Appalachian League from 1966-67...attended Warren Township High School; his number 8 is currently retired...graduated from Southern Illinois University with a degree in criminal justice...caught four seasons from 1989-92...as a junior, led the Missouri Valley Conference by throwing out 43% of opposing base stealers...named to All-Missouri Valley Conference Academic Team as junior in 1991...serves as a spokesman for Speed Hitter, a batting practice aid for players of all ages...along with wife Alison, ran a mystery ball event while with the Rays and raised over \$200,000 for Johns Hopkins All Children's Hospital in St. Petersburg, FL.

COACHING CAREER HIGHLIGHTS: 2019 marked 15th season as a coach in some capacity at the major league level, second as Twins bench coach, after serving 2018 under Manager Paul Molitor...managed in Molitor's absence (attended HOF induction ceremonies) July 28-29, 2018 at Boston (0-2)...still remains longest tenured hitting coach in Tampa Bay's history, having spent seven seasons as hitting coach under Joe Maddon (2010-16)...replaced Hall of Famer Eddie Murray as Cleveland's hitting coach in 2005...in first full season with Indians in 2006, the club finished second in baseball in runs scored (860)...over his five-year tenure with Cleveland, they ranked fifth in baseball in runs scored, third in OBP and sixth in SLG...served as hitting coach for MLB All-Star team that played in five games against Chinese Taipei national team in Taiwan in November of 2011.

PLAYING CAREER: Played two seasons as a catcher in New York-Al's organization from 1992-93, combining to hit .341 in 46 games, including a .382 batting average for Rookie-Oneonta in 1992...underwent elbow surgery after 1993 season, ending playing career.

PROFESSIONAL COACHING/MANAGING TIMELINE

2018-19	MINNESOTA BENCH COACH
2017	TORONTO QUALITY CONTROL COACH
2010-16	TAMPA BAY HITTING COACH
2005-09	CLEVELAND HITTING COACH
2003-05	Cleveland Minor League Hitting Coordinator
2002	Single-A Staten Island Manager
2000-01	GCL Yankees Manager
1999	Double-A Norwich Coach
1998	Single-A Tampa Coach
1997	GCL Yankees Coach

SHELTON'S PLAYING RECORD

YEAR	CLUB	AVG	G	AB	R	H	2B	3B	HR	RBI	SH	SF	HB	BB	SO	SB	CS	E	OBP
1992	Oneonta	.382	23	68	4	26	4	0	0	13	3	1	1	13	15	0	0	1	.482
1993	Greensboro	.291	23	55	7	16	4	0	1	6	1	1	0	6	4	0	0	2	.355
Minor League Totals		.341	46	123	11	42	8	0	1	19	4	2	1	19	19	0	0	3	.428

SHELTON'S RECORD AS MANAGER

YEAR	CLUB	LEAGUE	POSITION	WON	LOST	PCT.
2000	GCL Yankees	Gulf Coast League	1st	38	22	.633
2001	GCL Yankees	Gulf Coast League	1st	35	25	.583
2002	Staten Island	New York-Penn League	1st	48	26	.649
Minor League Totals				121	73	.624



40 TOMMY WATKINS



FIRST BASE COACH

NAMED FIRST BASE COACH ON NOVEMBER 16, 2018

B/T: R/R
Born: 6/18, 1980 in Ft. Myers, FL

Resides: Ft. Myers, FL
School: Riverdale High School (Ft. Myers, FL)

PERSONAL: Thomas Gray Watkins Jr...1998 graduate of Riverdale (FL) High School...cousins with NFL wide receiver Sammy Watkins.

COACHING CAREER HIGHLIGHTS: 2019 marked his 10th season coaching/managing at some capacity in the Twins organization, first at the major league level...assists Baldelli in outfield instruction...managed Single-A Cedar Rapids in 2017 to a record of 75-65 and a second place finish; lost in the semifinals to Quad Cities.

PLAYING CAREER: Had contract selected August 8, 2007 by Minnesota after spending 10 years in the Twins minor league system...made major league debut as pinch-hitter, August 10, 2007 at Los Angeles-AL...singled off Jarrod Washburn for first career hit, August 15, 2007 at Seattle...disabled for remainder of that season with lower abdominal muscle strain suffered August 23 and never returned to the major leagues...selected by Minnesota in the 38th round of the 1998 First-Year Player Draft; signed by scout Brad Weitzel.

PROFESSIONAL COACHING/MANAGING TIMELINE

2019.....	MINNESOTA FIRST BASE COACH
2018.....	Double-A Chattanooga Manager
2017.....	Single-A Cedar Rapids Manager
2016.....	Double-A Chattanooga Hitting Coach
2010-15.....	Single-A Beloit/Cedar Rapids Hitting Coach

WATKINS' PLAYING RECORD

YEAR	CLUB	AVG	G	AB	R	H	2B	3B	HR	RBI	SH	SF	HB	BB	SO	SB	CS	OBP	OPS
1998	GCL Twins	.219	33	73	8	16	5	0	0	8	1	1	0	9	11	5	0	.301	.589
1999	GCL Twins	.263	49	152	30	40	10	0	1	12	7	1	2	28	21	4	4	.383	.731
2000	Elizabethton	.221	37	113	15	25	2	1	0	15	2	2	2	14	23	4	1	.313	.570
2001	Quad Cities	.230	73	191	31	44	9	0	2	16	6	1	2	28	36	4	2	.333	.642
2002	Ft. Myers	.234	94	269	38	63	10	0	2	24	7	2	3	29	46	10	5	.314	.607
2003	Ft. Myers	.259	104	347	53	90	9	2	1	35	8	3	5	34	44	11	5	.332	.637
2004	New Britain	.267	116	397	64	106	21	1	8	47	12	4	5	45	77	20	9	.346	.731
2005	New Britain	.229	116	319	50	73	19	0	4	24	13	0	5	31	65	12	7	.307	.633
2006	New Britain	.218	32	101	9	22	2	1	0	8	2	0	1	10	26	3	1	.295	.552
	Rochester	.276	60	174	25	48	10	0	4	23	5	1	1	18	25	7	2	.345	.748
2007	Rochester	.272	110	349	53	95	22	0	8	49	7	3	4	39	63	12	7	.349	.753
	MINNESOTA	.357	9	28	2	10	0	0	0	0	0	0	0	4	4	1	0	.438	.795
2008	Rochester	.219	76	233	32	51	9	3	1	18	5	0	2	25	31	5	4	.300	.596
2009	Rochester	.248	59	129	18	32	6	0	0	11	5	1	0	11	21	2	3	.305	.600
	Minor League Totals	.248	959	2847	426	705	134	8	31	290	80	19	32	321	489	99	50	.329	.662
	Major League Totals	.357	9	28	2	10	0	0	0	0	0	0	0	4	4	1	0	.438	.795

WATKINS' RECORD AS MANAGER

YEAR	CLUB	LEAGUE	POSITION	WON	LOST	PCT.
2017	Cedar Rapids	Midwest League	2nd in first half/2nd in 2nd half	75	65	.536



PLAYERS





13 EHIRE ADRIANZA

INFIELDER

H/W: 6-1/95

B/T: S/R

Age: 30

Born: 8/21/1989 in Guarenas, Miranda, VZ

Resides: Miami, FL

Acquired: Claimed off waivers from MIL, 2/6/17

M.L. Service: 5 years, 131 days

Contract Status: Signed thru 2019

PERSONAL: Ehire Enrique Adrianza Palma (pronounced AY-ray ah-dree-AHN-zuh)...Instagram: @ehire21... married his childhood sweetheart, Vielmar, in 2011...daughter, Ehimar...wore uniform number 16 for Minnesota until changing to number 13 prior to the 2019 season after the Twins acquired Jonathan Schoop, who took 16...participated in 2018-19 Twins Winter Caravan...wears uniform number 13 in honor of his godfather and former major league player and manager, Ozzie Guillen.

2019:

- Made Twins Opening Day roster for third time in career.
- Hit a solo home run off Justin Verlander on April 29 at Target Field in a 1-0 victory...marked just the 22nd time in franchise history that the Twins won a 1-0 game, with the lone run coming via the home run, previously May 12, 2017 at Cleveland (Miguel Sanó home run).
- Placed on 10-day Injured List with abdominal issues June 18...missed 10 games and was reinstated June 28.
- Hit .313 (15-for-48) with three home runs and 11 RBI in 22 May games, .333 (10-for-30) in nine June games and .308 (8-for-26) in 12 July games.
- Made first career pitching appearance July 17 vs. Oakland, allowing three runs on five hits in 1.0 inning pitched...23rd time in club history for a position player to pitch, 14th different player.
- Missed time in September, suffering from a right oblique strain.
- Made defensive appearances at seven different positions: P (1 game), 1B (20 games, 12 starts), 2B (7 games, 7 starts), 3B (24 games, 14 starts), SS (24 games, 16 starts), LF (1 game, 0 starts) and RF (6 games, 5 starts).
- Hit .295 (13-for-44) with runners in scoring position, including .300 (6-for-20) with RISP and two outs.
- Slashed .269/.350/.423 (.773 OPS) as a right-handed hitter and .273/.349/.413 (.762 OPS) as a left-handed batter.
- Was "acting manager" for final game September 29 at Kansas City as the Twins lost 5-4.

2018: Made Twins Opening Day roster for second time in career...tied single-game career-high with second four RBI June 12 at Detroit...also hit first career grand slam off Warwick Saupold...set single-game career-high with four hits June 27 at Chicago-AL...hit .300 (24-for-80) with six doubles, one triple, three home runs, 12 RBI, 11 runs scored, six walks and a .349 on-base percentage in 25 June games...placed on 10-day disabled list July 2 with a left hamstring strain; reinstated July 12...hit safely in career-high eight straight games September 15-25, hitting .364 (12-for-33) in that span...recorded 13 RBI in 21 September games, his personal most of any month in his career...hit .275 (53-for-193) in 60 road games, compared to .218 (31-for-142) in 54 home games...hit .264 (24-for-91) as a right-handed batter and .246 (60-for-244) as left-handed batter...played a career-high 64 games (60 starts) at shortstop, 28 at third base (26 starts), 10 at first base (3 starts), five at second base (4 starts) and five in leftfield (2 starts)...set career-highs in games (114), at-bats (335), runs (42), hits (84), doubles (23), home runs (6), RBI (39) and walks (24)...had surgery on left shoulder October 9 to repair torn labrum.

2017: Designated for assignment by San Francisco and claimed off waivers by Milwaukee January 31; designated by Milwaukee February 2 and claimed by Minnesota February 6...began season on 10-day disabled list with a right oblique strain...returned from rehab assignment and recalled from Triple-A Rochester May 5...stole career-high three bases June 21 vs. Chicago-AL; most for Twins since Darin Mastroianni (3) July 5, 2012 at Detroit...placed on 10-day disabled list with abdominal issues June 22; reinstated July 3...tied career-high with three hits August 30 vs. Chicago-AL, including two triples and a career-high four RBI...tied career-high with seven-game hitting streak June 21-July 21, hitting .409 (9-for-22) with six RBI during the streak...hit .321 (18-for-56) as a right-handed hitter and .236 (25-for-106) as left-handed hitter...played 29 games (23 starts) at shortstop, 17 games (9 starts) in leftfield, nine games (6 starts) at third base, nine games (3 starts) at second base and four games (1 start) at first base...set single-season career-highs in games (70), hits (43), runs (30), doubles (9), triples (2), RBI (24) and walks (16).

2016: Placed on the 15-day disabled list April 15 with a fractured left foot...suffered the injury after fouling a ball off his back foot in the eighth inning on April 14 at Colorado...a second set of diagnostic tests revealed the fracture...transferred to the 60-day disabled list April 22, allowing the team to add Connor Gillaspie to the 40-man roster...reinstated from the 60-day disabled list August 2 after missing 95 games...went 5-for-18 (.278) with a double, four RBI and one walk as a pinch-hitter...made 10 starts for San Francisco (6 at shortstop, 3 at second base and 1 at third base).

2015: Split season between Triple-A Sacramento and San Francisco...hit .316 with 10 extra base hits and 15 RBI in 44 games with the River Cats...hit .186 in 52 games (31 starts) with the Giants...designated for assignment by the Giants April 5...cleared waivers and was outrighted to Triple-A April 11...spent first three months at Triple-A before having contract purchased June 30...stuck with Giants the rest of the season from June 30-Oct. 4, starting 31 games (13 at second, 16 at short, 1 at first, 1 at third)...played first base for the first time in his career on September 22 at San Diego...hit in the face with a groundball and stayed in the game, but was dizzy afterward; was diagnosed with a concussion the next day and missed the final 12 games of the season.

2014: Made first career Opening Day roster...missed most of the season with a right hamstring strain, which placed him on the disabled list on two different occasions, first from June 23-July 10 and then again from July 25-through the end of the season...on July 22 at Philadelphia he had seven at-bats in a game in which he didn't even start, which matched an all-time Giants franchise record with Art Fletcher, who didn't start but

CAREER HIGHS

Hits: 4, 6/27/18 at CWS
RBI: 4, 3x, last 5/25/19 vs. CWS
HR: 1, 16x, last 9/2/19 at DET
GS: 1, 6/12/18 at DET
SB: 3, 6/21/17 vs. CWS
Hit-Strike: 8, 9/15-25/18

WALK-OFF HITS

None

MULTI-HR GAMES

None



had seven at-bats on July 26, 1909 (Elias)...Adrianza entered the game at second base in the bottom of the second inning in place of Joe Panik, who suffered a sprained right ankle in the first inning; the game lasted 14 innings.

2013: Spent majority of season at Double-A Richmond...made major league debut September 8 vs. Arizona, becoming the 300th Venezuelan to play in the big leagues...entered the game as a pinch runner in the 11th and scored the game-winning run.

2012: Spent seventh professional season with Double-A Richmond, hitting .220 (99-for-451) with three home runs and 32 RBI in 127 games...placed on disabled list June 16 with a left thumb injury; reinstated June 28...had a season-high 12-game hitting streak from August 3-16, hitting .313 (15-for-48)...drove in the game-winning run with a walk-off RBI-single August 30 vs. Harrisburg.

2011: Split season between Single-A Augusta and Single-A San Jose, hitting .273 (102-for-373) with 34 doubles, six home runs and 44 RBI...did not make his season debut until May 14 after suffering a left thumb sprain to begin the season.

2010: Spent season at Single-A San Jose, hitting .256 (114-for-445) with 22 doubles, five triples, three home runs and 35 RBI in 114 games...ranked third on team in games (124), fourth in runs (70) and triples (5)...named Defense Player of Year for San Jose and rated by *Baseball America* as best defensive infielder in San Francisco's farm system...named Single-A Defensive Player of the Year.

2009: Spent entire season at Single-A Augusta, hitting .258 (100-for-388) with 54 runs, 15 doubles, three triples, two home runs and 46 RBI in 117 games...hit safely in season-long 13-straight games from June 30-July 14, hitting .487 (19-for-39).

2008: Split the season between AZL Giants, Single-A Salem-Keizer and Triple-A Fresno, however, missed most of season with a broken foot...began the season in San Francisco's extended spring training...combined to hit .288 (19-for-66) with five doubles, one home run and six RBI in just 18 games.

2007: Hit .241 (60-for-249) with 17 doubles, two triples and 30 RBI in 66 games with DSL-Giants.

2006: Spent first professional season with DSL Giants, hitting .156 (19-for-122) in 44 games.

PROFESSIONAL: Signed by San Francisco as minor league free agent April 26, 2006.

ADRIANZA'S PLAYING RECORD																							
YEAR	CLUB	AVG	G	AB	R	H	2B	3B	HR	RBI	SH	SF	HBP	BB	SO	SB	CS	OBP	OPS				
2006	DSL Giants	.156	44	122	17	19	2	1	0	7	4	1	4	24	31	3	2	.311	.500				
2007	DSL Giants	.241	66	249	44	60	17	2	0	30	3	5	4	41	31	23	6	.351	.676				
2008	Fresno	.500	2	6	2	3	1	0	0	0	0	0	0	2	1	0	0	.625	1.292				
	AZL Giants	.255	15	55	13	14	4	0	1	6	0	0	1	7	4	0	1	.349	.731				
	Salem-Keizer	.400	1	5	3	2	0	0	0	0	0	0	0	1	0	0	0	.400	.800				
2009	Augusta	.258	117	388	54	100	15	3	2	46	6	7	5	42	66	7	1	.333	.660				
2010	San Jose	.256	124	445	70	114	22	5	3	35	10	1	5	47	87	33	15	.333	.681				
2011	Augusta	.231	38	143	18	33	10	1	3	17	6	1	0	18	32	3	2	.315	.693				
	San Jose	.300	56	230	34	69	24	3	3	27	1	2	6	23	46	5	1	.375	.845				
2012	Richmond	.220	127	451	52	99	22	5	3	32	13	3	4	41	90	16	4	.289	.599				
2013	Richmond	.240	73	250	31	60	12	0	2	23	4	2	4	31	45	11	6	.331	.643				
	Fresno	.310	45	145	23	45	7	6	0	12	6	1	2	23	31	6	2	.409	.850				
	SAN FRANCISCO	.222	9	18	3	4	1	0	1	3	1	0	0	1	5	0	0	.263	.707				
2014	Fresno	.316	6	19	6	6	0	0	1	1	0	0	0	2	4	0	0	.381	.855				
	SAN FRANCISCO	.237	53	97	10	23	6	0	0	5	2	1	1	5	22	1	1	.279	.578				
2015	Sacramento	.316	44	171	16	54	6	1	3	15	5	0	2	17	37	6	1	.384	.799				
	SAN FRANCISCO	.186	52	113	11	21	7	1	0	11	2	0	4	15	20	3	2	.303	.568				
2016	San Jose	.333	9	33	8	11	3	0	5	11	0	1	0	2	4	0	0	.361	1.240				
	Sacramento	.257	8	35	6	9	2	0	1	3	0	0	0	2	4	1	3	.297	.697				
	SAN FRANCISCO	.254	40	63	3	16	2	0	2	7	4	0	2	2	13	0	1	.299	.680				
2017	Ft. Myers	.400	3	15	5	6	2	0	0	1	0	0	0	0	1	0	0	.400	.933				
	Rochester	.216	10	37	1	8	0	0	0	3	1	0	0	6	11	0	1	.326	.542				
	MINNESOTA	.265	70	162	30	43	9	2	2	24	1	6	1	16	25	8	1	.324	.707				
2018	MINNESOTA	.251	114	335	42	84	23	1	6	39	4	2	1	24	82	5	1	.301	.680				
2019	MINNESOTA	.272	83	202	34	55	8	3	5	22	2	4	6	20	40	0	2	.349	.765				
Minor League Totals		.254	788	2799	403	712	149	27	27	269	60	24	37	328	525	115	45	.338	.694				
National League Totals		.220	154	291	27	64	16	1	3	26	9	1	7	23	60	4	4	.292	.605				
American League Totals		.260	267	699	106	182	40	6	13	85	7	12	8	60	147	13	4	.321	.711				
Major League Totals		.248	421	990	133	246	56	7	16	111	16	13	15	83	207	17	8	.312	.680				

ADRIANZA'S CAREER FIELDING RECORD									
POSITION	PCT	G	PO	A	E	TC	DP	PB	
Shortstop	.970	163	145	372	16	533	74	—	
Second Base	.978	73	81	139	5	225	32	—	
Third Base	.973	72	40	102	4	146	8	—	
First Base	.994	35	145	13	1	159	19	—	
Outfield	.947	29	34	2	2	38	0	—	
Pitcher	-	1	0	0	0	0	0	—	
Totals	.975	373	445	628	28	1101	133	—	

ADRIANZA'S WILD CARD GAME RECORD																							
YEAR	OPPONENT	AVG	G	AB	R	H	2B	3B	HR	RBI	SH	SF	HBP	BB	SO	SB	CS	OBP	OPS				
2017	New York-AL	.000	1	1	0	0	0	0	0	0	0	0	0	0	1	0	0	.000	.000				

ADRIANZA'S PITCHING RECORD																							
YEAR	CLUB	W-L	ERA	G	GS	CG	SH	SV	IP	H	R	ER	HR	HB	BB	SO	WP	K/9	BAA				
2019	Minnesota	0-0	27.00	1	0	0	0	0	1.0	5	3	3	0	0	0	1	0	9.0	.625				



RIGHT-HANDED PITCHER

H/W: 6-3/205 B/T: R/R
 Age: 24
 Born: 7/28/1995 in Bajos de Haina, DR
 Resides: Bajos de Haina, DR

Acquired: Via Trade with Houston (7/27/18)
 M.L. Service: 16 days
 Contract Status: Signed thru 2019

PERSONAL: Jorge Luis Alcala (pronounced AL-cal-lah)...ranked the 23rd best prospect in the Twins' system as of Sept. 14 by MLB.com, and 19th by *Baseball America*.

2019:

- ✦ Began the season in Double-A Pensacola where he amassed a 5-7 record with a 5.87 ERA (102.2 IP, 67 ER), and a 105/37 SO/BBA ratio.
- ✦ Appeared in 26 games for the Blue Wahoos, 16 as a starter, throwing at least 5.0 innings in 12 of those games, once in relief.
- ✦ Was named the Twins Minor League Pitcher of the Week, for the week ending May 5...pitched 5.0 shutout innings with five hits allowed, no walks and eight strikeouts on May 2 vs. Biloxi.
- ✦ Allowed two earned runs over 8.2 innings in August before being promoted to Triple-A Rochester, where he'd finish the season by throwing 7.2 scoreless innings of relief, scattering four hits with 11 strikeouts (.154 BAA).
- ✦ During his brief stint with the Red Wings, right-handed hitters went 1-for-10 off him (.100) and lefties went 3-for-16 (.188).
- ✦ Had his contract selected by the Twins on September 14 prior to a doubleheader in Cleveland.
- ✦ Made major league debut September 21 vs. Kansas City, pitching 0.2 scoreless innings with one hit and one walk.

2018: Named Texas League Pitcher of the Week for the week of June 4-10, making two appearances (1 start) allowing one earned run on three hits and striking out seven in 9.0 innings...traded from Houston to Minnesota on July 28 with OF Gilberto Celestino in exchange for RHP Ryan Pressly...was on the 7-day injured list from July 29-August 6 with a right trapezius strain...named No. 11 prospect in Twins system by MLB.com...made stops in Single-A Advanced Buies Creek (1-4, 3.03 ERA in 38.2 IP), Double-A Corpus Christi (2-3, 3.54 ERA in 40.2 IP) and Double-A Chattanooga (0-4, 5.85 ERA in 20.0 IP).

2017: Went 7-6 with a 3.05 ERA over two stops in Single-A Quad Cities and Single-A Advanced Buies Creek...held batters to a .155 BAA in Quad Cities over six games (4 starts) before the promotion to Buies Creek, where he went 5-6 with a 3.45 ERA and 60 strikeouts in 78.2 IP...entered the season the 18th best prospect in Astros system by MLB.com.

2016: Made three stops in the Minors, first with the Gulf Coast League affiliate, where he pitched in six games (3 starts), throwing to a 1.21 ERA (22.1 IP, 3 ER) with 35/6 SO/BB...was promoted to Rookie-level Greenville, where he pitched in another six games (4 starts), amassing a 2-1 record with a 1.80 ERA (20.0 IP, 4 ER) with a .174 BAA...finished the year with Tri-City (Single-A), where he went 0-1 with a 5.27 ERA (13.2 IP, 8 ER) in three starts...was named the Appalachian League Pitcher of the Week for the week of August 21 with Greenville, making one start and throwing 5.0 no-hit innings with seven strikeouts and one walk.

2015: Began his professional career with the Dominican Summer League Astros Blue, going 2-0 with a 3.06 ERA (32.1 IP, 11 ER) and an opponents' batting average of .227.

PROFESSIONAL: Signed by the Astros as an international free agent on December 3, 2014...acquired by the Twins on July 27, 2018 along with outfielder Gilberto Celestino in exchange for right-handed pitcher Ryan Pressly.

ALCALA'S CAREER FIELDING RECORD

POSITION	PCT	G	PO	A	E	TC	DP	PB
Pitcher	-	2	0	0	0	0	0	—

ALCALA'S GAME LOGS

DATE	OPP.	W	L	SV	SVO	HLD	ERA	GS	CG	IP	H	R	ER	HR	BB	IBB	HB	SO	AVG	#PIT
9/21	KC	0	0	0	0	0	0.00	0	0	0.2	1	0	0	0	1	0	0	0	.333	21
9/26	@DET	0	0	0	0	0	0.00	0	0	1.0	0	0	0	0	0	0	0	1	.167	8
SEPTEMBER TOTALS		0	0	0	0	0	0.00	0	0	1.2	1	0	0	0	1	0	0	1	.167	29

ALCALA'S PITCHING RECORD

YEAR	CLUB	W-L	ERA	G	GS	CG	SH	SV	IP	H	R	ER	HR	HB	BB	SO	WP	K/9	BAA
2015	DSL Astros Blue	2-0	3.06	12	2	0	0	1	32.1	27	14	11	0	0	19	20	7	5.6	.227
2016	GCL Astros	1-1	1.21	6	3	0	0	1	22.1	14	3	3	0	0	6	35	2	14.1	.175
	Greenville	2-1	1.80	6	4	0	0	0	20.0	12	5	4	0	1	8	20	1	9.0	.174
	Tri-City	0-1	5.27	3	3	0	0	0	13.2	20	15	8	1	2	4	15	4	9.9	.345
2017	Quad Cities	2-0	2.03	6	4	0	0	0	31.0	16	7	7	3	1	12	35	2	10.2	.155
	Buies Creek	5-6	3.45	16	14	1	1	0	78.1	55	33	30	7	5	33	60	7	6.9	.200
2018	Buies Creek	1-4	3.03	10	7	0	0	2	38.2	25	15	13	2	2	18	45	5	10.5	.182
	Corpus Christi	2-3	3.54	9	5	0	0	1	40.2	36	17	16	1	2	17	37	3	8.2	.243
	Chattanooga	0-4	5.85	5	4	0	0	0	20.0	23	16	13	4	1	14	22	2	9.9	.280
2019	Pensacola	5-7	5.87	26	16	0	0	0	102.2	114	68	67	12	5	37	105	6	9.2	.284
	Rochester	1-0	0.00	5	0	0	0	0	7.2	4	0	0	0	0	2	11	0	12.9	.154
	MINNESOTA	0-0	0.00	2	0	0	0	0	1.2	1	0	0	0	0	1	1	0	5.40	.167
	Minor League Totals	21-27	3.80	104	62	1	1	5	407.1	346	193	172	30	19	170	405	39	8.9	.231
	Major League Totals	0-0	0.00	2	0	0	0	0	1.2	1	0	0	0	0	1	1	0	5.40	.167



2 LUIS ARRAEZ



INFIELDER

H/W: 5-10/177 B/T: L/R
 Age: 22
 Born: 4/9/1997 in San Felipe, Yaracuy, VZ
 Resides: San Felipe, Yaracuy, VZ

Acquired: Signed as undrafted free agent, 11/5/13
 M.L. Service: 121 days
 Contract Status: Signed thru 2019

PERSONAL: Luis Sangel Arraez Reveron...Instagram: @arraezluis...signed as a minor league free agent out of San Felipe, Venezuela as a 16-year-old.

2019:

- Was optioned from Twins spring training to Double-A Pensacola March 12.
- Hit .342 (50-for-146) with six doubles, 14 RBI, 18 runs scored and 18 walks in 38 games for the Blue Wahoos and was promoted to Triple-A Rochester May 14.
- Played three games for the Red Wings and was recalled by Minnesota May 17.
- Made major league debut May 18 at Seattle, going 1-for-2 with a double...first career hit, doubling off Cory Gearrin.
- Hit first career home run on May 21 at Los Angeles-AL, a solo shot off Noé Ramirez.
- Hit safely in 10 straight games from May 27-June 28 (Rochester stint in middle), hitting .471 (16-for-34) with a .550 OBP over that span.
- Recorded first career four-hit game June 23 at Kansas City.
- Reached safely in a season-high 13 straight July 2-19, posting a .407 on-base percentage in that span.
- Hit .438 (14-for-32) in 10 June games, .321 (27-for-84) in 22 July games...ranked fourth among MLB rookies in hits in July...included a career-long 12-game hitting streak from July 2-19, in which he batted .347 (17-for-49) with five XBH and a .897 OPS.
- Reached 100 hits September 16 vs. Chicago-AL, his 83rd game of the season, the third fastest Twin to 100 hits, trailing Kirby Puckett (76 games in 1984) and Danny Santana (80 games in 2014).
- Reached base safely in 15 straight games from September 1-17, slashing .441/.500/.576 (26-for-59) with eight doubles and a 1.076 OPS.
- Hit .340 (32-for-94) in 24 September games.

CAREER HIGHS

Hits: 4, 6/23/19 at KC
 RBI: 3, last 8/15/19 at TEX
 HR: 1, 4x, last 9/25/19 at DET
 GS: --
 SB: 1, 2x, last 8/20/19 vs. CWS
 Hit-Streak: 12, 7/2-19/19

WALK-OFF HITS

None

MULTI-HR GAMES

None



- Suffered sprained right ankle September 28 at Kansas City, colliding with Williams Astudillo on an infield pop-up.
- Arraez's 29 strikeouts were the fewest in baseball among players with at least 350 plate appearances...it was the least by a Twin with the same qualifier since Luis Castillo in 2007 (384, 28) who was traded to New York-L where he struck out 17 more times in 231 more PA...it was also the fewest strikeouts by any player with 350+ PA since Nori Aoki with San Francisco in 2015 (25 SO in 392 PA).
- Slashed .274/.398/.298 (.696 OPS) vs. left-handed pitchers and .355/.399/.488 (.887 OPS) vs. righties.
- His .334 AVG was fifth-highest by a 22-year-old in the past 100 years (min. 300 PA), behind Ted Williams (.406, 1941), Freddie Lindstrom (.358, 1928), Stan Musial (.357, 1943) and Joe DiMaggio (.346, 1937).
- Appeared in 49 games (42 starts) at second base, 17 games (15 starts) at third base, eight games (3 starts) at shortstop and 21 games (18 starts) in leftfield...also made four starts as the designated hitter.
- Arraez finished 2019 with 366 plate appearances...among all rookies with that qualifier in 2019, he ranked: 1st: batting average (.334) and fewest strikeouts (29)...2nd: on-base percentage (.399), OPS (.838), wOBA (.371), line drive percentage (30.1%), batting WAR (1.2).
- Among Twins rookies with at least 350 PA's, Arraez set the club record for batting average, fewest strikeouts and on-base percentage, while finishing fourth in BB/SO rate (1.24), seventh in OPS, T-ninth in batting WAR (Carew, 1967), T-10th 3-hit games (11) and 12th in slugging (.439).

2018: Began season with Single-A Ft. Myers...placed on 7-day injured list April 5 with a right knee injury; reinstated April 19...named Twins minor league Player of the Week June 23, hitting .519 (15-for-29) with two doubles, one home run, four RBI and seven runs scored in six games for the Miracle...named MiLB.com Florida State League Player of the Month for June, hitting .449 (48-for-107) with nine doubles, three triples, one home run, 13 RBI, 19 runs scored and a .487 on-base percentage in 26 games for the Miracle...promoted to Double-A Chattanooga July 4 where he finished the season...at both stops combined, played 67 games at second base, 16 at third base and 14 at shortstop...combined to hit .310 (126-for-406) with 20 doubles, three triples, three home runs, 36 RBI, 52 runs scored and a .361 on-base percentage in 108 games between Ft. Myers and Chattanooga...hit .324 (92-for-284) vs. right-handed pitching and .279 (34-for-122) vs. left-handed pitching...played for Navegantes del Magallanes in the Venezuelan Winter League, hitting .321 (43-for-134) with a .357 on-base percentage in 32 games.

2017: Began season with Single-A Ft. Myers...placed on injured list April 10 with a right knee sprain and missed remainder of season.

2016: Spent entire season with Single-A Cedar Rapids...youngest player on the Kernels roster...named to the Midwest League Mid-and Postseason All-Star teams...batting average reached .300 on May 4 and never dipped below...named Twins minor league Player of the Week August 6 after going 10-for-22 (.455) with a double, four RBI and six runs in six games...had 16-game hitting streak August 12-27...named Twins minor league Player of the Month for August after hitting .425 (48-for-113) with seven doubles, 18 RBI and 13 runs scored...earned Midwest League batting title, hitting .347 (165-for-475) ahead of Will Maddox (.339)...finished second in MWL in hits and fourth with .386 OBP...went 7-for-9 with two triples and three RBI in two-game sweep of Clinton in the MWL quarterfinals...hit .550 (11-for-20) in five Postseason games...led the MWL with a .347 batting average in the regular season...led the Kernels in hits and doubles...rated as the best hitter for average and best strike zone discipline in the Twins organization by *Baseball America* following the season.

2015: Spent first season with the GCL Twins...led the GCL in games (57) and at-bats (207), was second in doubles (15), third in hits (64), fourth in total bases (81) and sixth in batting average (.309)...his 23.30 PA/SO ratio was the best in the GCL and third highest in all of the minor league baseball...also led the GCL Twins in runs (23) and RBI (19)...played in 57 of the GCL Twins 59 games...named a GCL Postseason All-Star and *Baseball America* Rookie All-Star...named the second baseman on the Twins Organization All-Star team by MiLB.com...played for Navegantes del Magallanes in the Venezuelan Winter League.

2014: Spent first professional season with the DSL Twins, hitting .348 (40-for-115) with a .433 OBP in 31 games.

PROFESSIONAL: Signed as an undrafted free agent November 4, 2013; signed by scout Jose Leon.

ARRAEZ'S PLAYING RECORD																			
YEAR	CLUB	AVG	G	AB	R	H	2B	3B	HR	RBI	SH	SF	HBP	BB	SO	SB	CS	OBP	OPS
2014	DSL Twins	.348	31	115	23	40	6	0	0	15	1	1	2	16	9	10	5	.433	.833
2015	GCL Twins	.309	57	207	23	64	15	1	0	19	2	1	4	19	10	8	8	.377	.768
2016	Cedar Rapids	.347	114	475	67	165	31	3	3	66	4	3	1	31	51	3	3	.386	.830
2017	Ft. Myers	.385	3	13	1	5	0	1	0	1	0	0	0	0	0	0	0	.385	.923
2018	Ft. Myers	.320	60	228	27	73	14	3	1	20	6	3	2	19	28	2	3	.373	.794
	Chattanooga	.298	48	178	25	53	6	0	2	16	1	2	1	13	16	2	0	.345	.711
2019	Pensacola	.342	38	146	18	50	6	1	0	14	0	0	0	18	13	3	3	.415	.812
	Rochester	.331	16	66	8	23	4	0	0	8	0	1	0	6	2	1	0	.397	.806
	MINNESOTA	.334	92	326	54	109	20	1	4	28	0	3	1	36	29	2	2	.399	.838
Minor League Totals		.331	367	1428	192	473	82	9	6	159	14	11	10	122	129	29	22	.385	.799
Major League Totals		.334	92	326	54	109	20	1	4	28	0	3	1	36	29	2	2	.399	.838

ARRAEZ'S CAREER FIELDING RECORD									
POSITION	PCT	G	PO	A	E	TC	DP	PB	
Second Base	.974	49	59	88	4	151	22	—	
Outfield	1.000	21	32	2	0	34	0	—	
Third Base	1.000	17	6	20	0	126	4	—	
Shortstop	.938	8	4	11	1	16	5	—	
Totals	.978	95	101	121	5	227	31	—	



64 WILLIAMS ASTUDILLO

CATCHER/INFIELDER

H/W: 5-9/225

B/T: R/R

Age: 27

Born: 10/14/1991 in Barcelona Anzoategui, VZ

Resides: Barcelona Anzoategui, VZ

Acquired: Signed as minor league free agent, 11/25/17

M.L. Service: 1 year, 61 days

Contract Status: Signed thru 2019

PERSONAL: Williams Jose Astudillo (pronounced ah-stew-DEE-oh)...Instagram: @williamsastudillo... originally signed by Philadelphia as minor league free agent December 15, 2008...nicknamed "La Tortuga" by teammates, translating in Spanish to "Turtle"...gained national attention March 12, 2018 for a no-look pickoff at first base (as catcher) of Shane Robinson in spring training in Tampa (New York-AL).

2019:

- Made Twins Opening Day roster for the first time in career.
- Hit .327 (16-for-49) with four doubles, two home runs, seven RBI, one walk and one strikeout in his first 16 games through April 27.
- Placed on 10-day Injured List with a left oblique strain June 27...played in 14 games on rehab assignment between Double-A Pensacola (5 games) and Triple-A Rochester (9 games) August 15-30 and reinstated September 1.
- Struck out twice in a game (4 at-bats) June 7 at Detroit, entering the game with just four strikeouts in 103 at-bats on the season and six strikeouts in 210 plate appearances for career.
- Named Twins minor league Player of the Week June 16, hitting .600 (15-for-25) with three home runs, nine RBI and a 1.553 OPS.
- Recorded first career four-hit game September 26 at Detroit; three singles and a home run.
- Drew just five walks on the season (204 plate appearances) and struck out just 7 times.
- Played in 21 games (17 starts) behind home plate...also first base (15 games, 11 starts), third base (13 games, 11 starts), rightfield (6 games, 3 starts), leftfield (3 games, 1 start) and second base (2 games, 1 start)...also started two games as the designated hitter.
- Finished 2019 with 204 career plate appearances and eight strikeouts...he is one of two players in the Live Ball Era (since 1920) to have at least 300 plate appearances and 10-or-less strikeouts, joining Bill Killefer, who struck out nine times in 324 at-bats between 1920-21 for the Chicago Cubs.
- Twins went 37-21 in games he played, including 29-17 in games he started.

2018: Was in Twins spring training, the first of his career; reassigned to minor league camp March 27 and began season with Triple-A Rochester...hit .289 (52-for-180) with 12 doubles, one triple, eight home runs and 26 RBI in first 50 games for Red Wings...had contract selected by Minnesota June 29...made major league debut June 30 at Chicago-NL, entering the game in leftfield...recorded first major league hit in same game, singling off Brian Duensing, and driving in first RBI...hit in each of first three career games, going 5-for-11 in that span with one triple and three RBI...made first career pitching appearance July 14 vs. Tampa Bay, allowing five runs on five hits in 1.0 inning pitched...allowed two home runs, no walks and no strikeouts...became the 12th different position player in club history to pitch and one of four on the season (Ryan LaMarre, Mitch Garver and Chris Gimenez)...optioned to Rochester July 21...played in 28 games for Rochester in August and was recalled for a final time August 24...hit first career home run August 29 at Cleveland, a solo shot off Adam Plutko...hit walk-off two-run homer September 9 vs. Kansas City off Jason Hammel, breaking a 1-1 tie with two outs in the bottom of the ninth...hit .388 (26-for-67) with four doubles, two home runs, 17 RBI and just one strikeout in 19 September games...led AL rookies in batting average, tied for second in RBI and sixth in hits, during the month...appeared in 16 games (14 starts) at catcher, six at third base (5 starts), two at second base (1 start), one game in leftfield, one game in centerfield and one game at pitcher...played for Caribes de Anzoategui in the Venezuelan Winter League, hitting .325 (76-for-234) with nine doubles, one triple, 10 home runs, 46 RBI, a .370 on-base percentage and just four strikeouts in 61 games...finished second in MVP voting with 166 points (22 first place votes, 15 second place votes and 11 third place votes)...finished second to former Twin Delmon Young who had 178 points (23 first place votes).

2017: Signed minor league contract with Arizona in offseason...played in just 36 games for Triple-A Reno...had two separate stints on disabled list: July 4-13 with a left hamstring strain and August 5-end of season with a left hamate fracture...hit .393 (11-for-28) in eight August games and .365 (17-for-47) in 12 July games...hit .364 (36-for-99) against right-handed pitching and .238 (5-for-24) against left-handed pitching...played for Caribes de Anzoategui in Venezuelan Winter League, hitting .319 (65-for-204) with 11 doubles, six home runs and 37 RBI in 55 games.

2016: Signed minor league contract with Atlanta organization in offseason and spent season with Double-A Mississippi...named Southern League Midseason All-Star...hit .328 (21-for-64) against left-handed pitching and .252 (65-for-258) against right-handed pitching...played for Caribes de Anzoategui in Venezuelan Winter League.

2015: Spent entire season with Single-A Clearwater (Philadelphia)...hit over .300 for the fifth consecutive season as he posted a .314 (121-for-385) batting average...won Florida State League batting title...struck out just 10 times in 418 plate appearances...recorded same number of walks

CAREER HIGHS

Hits: 4, 9/26/19 at DET

RBI: 4, 9/27/18 vs. DET

HR: 1, 7x, last 9/26/19 at DET

GS: --

SB: --

Hit-Streak: 6, 2x, last 4/21-5/13/19

WALK-OFF HITS

9/9/18 vs. KC (HR)

MULTI-HR GAMES

None



(10) as strikeouts (10)...played in 39 games at first base, 33 games at catcher, two games at third base and one game each in leftfield and right field...committed just six errors in 583 total chances.

2014: Spent entire season with Single-A Lakewood (Philadelphia)...named both South Atlantic League Midseason and Postseason All-Star...his .333 batting average ranked as the second-best in team history (Mike Spidale batted .345 in 2006)...struck out just 20 times in 465 plate appearances for an average of once every 23.25 plate appearances.

2013: Missed entire season with a left knee injury.

2012: Spent the full season with GCL Phillies and finished second in GCL in doubles (15)...named Phillies Minor League Player of the Week July 30 after hitting .381 with 10 RBI in six games.

2011: Spent third consecutive season with VSL Phillies, playing in 52 games, hitting .361 (70-for-194) with 11 stolen bases and a .424 on-base percentage...played 41 games at third base, five at shortstop, four at second base, three at catcher and one in leftfield.

2010: Spent second consecutive season with VSL Phillies, playing in 56 games, hitting .312 (58-for-186) with a .380 on-base percentage...played 39 games at third base, 13 at catcher and seven at second base.

2009: Began professional career with VSL Phillies, playing in 58 games, hitting .250 (47-for-188) with a .306 on-base percentage.

PROFESSIONAL: Originally signed by Philadelphia as minor league free agent December 15, 2008; signed by Norman Anciani.

ASTUDILLO'S PLAYING RECORD																				
YEAR	CLUB	AVG	G	AB	R	H	2B	3B	HR	RBI	SH	SF	HBP	BB	SO	SB	CS	OBP	OPS	
2009	VSL Phillies	.250	58	188	20	47	5	2	1	21	0	4	9	8	10	7	2	.306	.620	
2010	VSL Phillies	.312	56	186	24	58	14	1	0	24	6	4	10	13	4	9	1	.380	.778	
2011	VSL Phillies	.361	52	194	31	70	8	3	1	25	3	1	7	15	2	11	5	.424	.872	
2012	GCL Phillies	.318	45	148	15	47	15	0	0	21	0	2	2	1	5	2	0	.327	.746	
2013	DID NOT PLAY - INJURED																			
2014	Lakewood	.333	117	436	41	145	30	1	4	61	0	4	6	19	20	2	3	.366	.799	
2015	Clearwater	.314	107	385	32	121	18	0	3	49	4	6	13	10	10	1	1	.348	.732	
2016	Mississippi	.267	89	322	24	86	9	0	4	30	1	5	9	5	11	1	1	.293	.625	
2017	Reno	.342	36	120	22	41	14	0	4	22	1	1	2	4	5	0	1	.370	.928	
2018	Rochester	.276	78	78	30	79	17	1	12	38	1	3	7	10	14	7	4	.314	.782	
	MINNESOTA	.355	30	93	9	33	4	1	3	21	0	1	1	2	3	0	0	.371	.887	
2019	Pensacola	.353	5	17	5	6	1	0	2	4	0	0	1	1	0	0	1	.421	1.186	
	Rochester	.423	18	78	18	33	1	0	5	19	0	1	2	2	2	1	1	.446	1.074	
	MINNESOTA	.268	58	190	28	51	9	0	4	21	0	4	5	8	0	0	0	.299	.768	
Minor League Totals		.311	661	2360	262	733	132	8	36	314	16	31	68	88	83	41	20	.349	.768	
Major League Totals		.297	87	283	37	84	13	1	7	42	0	5	6	7	11	0	0	.322	.746	

ASTUDILLO'S CAREER FIELDING RECORD									
POSITION	PCT	G	PO	A	E	TC	DP	PB	
Catcher	.997	37	273	17	1	291	2	0	
First Base	1.000	15	88	6	0	94	5	—	
Second Base	1.000	4	3	8	0	11	3	—	
Third Base	.889	14	9	14	2	27	1	—	
Outfield	.909	9	9	1	1	11	0	—	
Pitcher	1.000	1	1	0	0	1	0	—	
Totals	.991	80	383	46	4	435	11	0	

ASTUDILLO'S PITCHING RECORD																			
YEAR	CLUB	W-L	ERA	G	GS	CG	SH	SV	IP	H	R	ER	HR	HB	BB	SO	WP	K/9	BAA
2018	Minnesota	0-0	45.00	1	0	0	0	0	1.0	5	5	5	2	0	0	0	0	0.0	.625



17 JOSÉ BERRÍOS



RIGHT-HANDED PITCHER

H/W: 6-0/205 B/T: R/R
Age: 25
Born: 5/27/1994 in Bayamón, PR
Resides: Bayamón, PR

Acquired: 1st RD (32nd overall), 2012 MLB Draft
M.L. Service: 3 years, 44 days
Contract Status: Signed thru 2019

PERSONAL: José Orlando Berrios (pronounced beh-REE-ohs)...Twitter: @JOLaMaKina...Instagram: @jolamakina...wife, Jannieliz...daughter, Valentina (5/15/14)...sons, Sebastian (8/8/16) and Diego José (9/15/17)...2012 graduate of Papa Juan XXIII High School, one of four players from that high school to be drafted...named 2011 Underclass High Honorable Mention and 2012 Rawlings Second-Team All-American...he is the brother-in-law of Cubs infielder Javier Báez; their wives are sisters and he was in Báez's wedding party in the winter of 2019...visited San Jorge Children's Hospital in San Juan along with Twins teammates when the club visited Puerto Rico for a two-game series in April of 2018 vs. Cleveland...over the winter of 2018-19, he donated gym equipment and \$20,000 to Casa los Forjadores de Esperanza to improve their facilities; the facility is orphanage in his hometown of Bayamon, PR...participated in 2017-18 and '18-19 Twins Winter Caravan...if he wasn't a baseball player, he would be a teacher...provides tickets, t-shirts and concession vouchers for his La Makina youth groups...hosted a pitching clinic and lunch at Fogo de Chao for RBI kids from the West Side Boosters in 2019...had season-long strikeout fundraiser for Fundacion CAP, a Puerto Rico-base foundation for pediatric cancer patients.

CAREER HIGHLIGHTS: Is the Twins all-time wins leader among Puerto Rican-born players...named to AL All-Star team in 2019 and 2018...became 21st pitcher in club history to reach the 200-strikeout mark (202 in 2018)...pitched in hometown in Puerto Rico Series vs. Cleveland in 2018, pitching 7.0 shutout innings (ND)...2018 Joseph W. Haynes Award for Twins Pitcher of the Year...made major league debut April 27, 2016 at 21 years, 336 days old, becoming the youngest Twin to debut as starter since Pat Mahomes (21 years, 247 days) in 1992...named International League All-Star in 2016...named Twins second-best prospect entering 2016, as well as best curveball, best changeup and best control in Twins system by *Baseball America*...started for the World Team in the SiriusXM Futures Game in consecutive seasons, 2014 at Target Field and 2015 at Great American Ball Park in Cincinnati, pitching 1.0 scoreless inning in each...given 2014 and 2015 Jim Rantz Award for Twins minor league Pitcher of the Year, the first-ever back-to-back winner of the award...led all of Minor League Baseball in strikeouts (175) in 2015...named third-best prospect and best control in Twins organization by *Baseball America* entering 2015...also best pitching prospect, best breaking pitch and best changeup in Florida State League by *Baseball America*...named 32nd-best prospect in baseball by MLB.com entering 2015...named Midseason All-Star each of last three minor league seasons: 2015 with Double-A Chattanooga, 2014 with Single-A Ft. Myers and 2013 with Single-A Cedar Rapids.

2019:

- Made Twins Opening Day roster for second time in career and was the Opening Day starter March 28 vs. Cleveland, pitching 7.2 scoreless innings with two hits allowed, one walk and 10 strikeouts...set a club record for strikeouts by an Opening Day starter, surpassing the previous high of eight done by Brad Radke (1996), Bert Blyleven (1975) and Dean Chance (1968)...seventh time in his career with double-digit strikeout totals...teammate Jake Odorizzi struck out 11 the next game March 30 vs. Cleveland, becoming the second pair of pitchers in baseball history (since 1893 when the mound was placed at its current distance to home plate) to start a team's season with consecutive double-digit strikeout totals, the only others to do it were Randy Johnson and Curt Schilling for Arizona in 2001.
- Recorded double-digit strikeout totals three times: Aforementioned Opening Day, 10 on June 17 vs. Boston and a season-high 11 July 31 at Miami.
- Won five straight starts April 14-May 7, setting a career-high for a win-streak...posted a 2.76 ERA (32.2 IP, 10 ER) in that stretch.
- Set a career-high with 12 hits allowed May 13 vs. Los Angeles-AL (5.2 IP); previous high being nine (5x).
- Named to the American League All-Star team for the second straight season, taking the roster spot of teammate Jake Odorizzi (IL)...pitched a scoreless third inning, allowing one hit with two strikeouts...faced his brother-in-law Javy Báez for the second straight All-Star Game, inducing a fly out.
- Went 8-5, 3.00 ERA (117.0 IP, 39 ER) with 23 walks, 104 strikeouts, a .238 opponent batting average and 14 quality starts in 18 starts pre-All-Star break...ranked tied for third in the AL in innings pitched, fourth in ERA, and tied for 11th in wins.
- Pitched a season-high 8.0 innings June 17 vs. Boston, throwing 109 pitches in a Twins 2-0 defeat.
- Recorded 500th career strikeout July 14 at Cleveland, fanning Jake Bauers.
- Went 1-2, 7.57 ERA (27.1 IP, 23 ER) in five August starts after beginning the season 10-5, 2.80 ERA (141.2 IP, 44 ER) in first four-plus months (22 starts).
- Appeared in 100th career game September 4 at Boston...set club record for most strikeouts (559) through first 100 career games, surpassing Bert Blyleven, who struck out 553 through 100.
- Made 100th career start next outing September 10 vs. Washington.

CAREER HIGHS

IP: 9.0, 2x, last 6/7/18 vs. CWS
Walks: 6, 8/9/18 at CHC
SO: 12, 6/24/18 vs. TEX
CG: 3x, last 9/27/19 at KC
Low-Hit CG: 3, 4/1/18 at BAL
Win-Streak: 5, 4/14-5/7/19



- Finished the season 3-0, 3.08 ERA (26.1 IP, 9 ER) in final four starts September 10-27.
- Held left-handed batters to a .247 average (96-for-388) and right-handers to a .254 average (98-for-386).
- Had similar season splits at home and on the road...at Target Field: 7-4, 3.51 ERA (97.1 IP, 38 ER) in 15 starts...on road: 7-4, 3.84 ERA (103.0 IP, 44 ER) in 17 starts.
- Led the team innings pitched (200.1), strikeouts (195) and quality starts (21).
- 21 quality starts marked a career high, while 23 out of his 32 starts went at least 6.0 innings (including 10 7.0+ inning efforts)...not only that, but in 103 career starts, Berrios has thrown 51 quality starts (49.5 percent)...the 21 quality starts ranked 10th in baseball, fourth in the AL.
- Also ranked sixth in the majors with a 36.4% opponents' swing percentage on pitches outside of the strike zone, fourth in the AL in first-pitch strikes (65.2%), eighth in the AL with a 3.68 ERA and innings pitched (200.1).
- Is one of 10 Twins to post multiple 30-start seasons before turning 26 years old...threw a career-high 200.1 innings pitched, becoming the 12th Twin younger than 26 to reach the 200.0 IP threshold, first since Johan Santana and Carlos Silva (both 25) in 2004.

2018: Made first career Opening Day roster and was club's number two starter...made season debut April 1 at Baltimore, pitching his first career complete game shutout, allowing three hits with one walk and six strikeouts...pitched second career complete game June 7 vs. Chicago-AL, allowing two runs on six hits with 10 strikeouts...made the start in Game 2 of the Puerto Rico series on April 18 vs. Cleveland, pitching 7.0 scoreless innings with three hits allowed, no walks and five strikeouts...Twins won 2-1 in 16 innings...went 9-7, 3.68 ERA (127.1 IP, 52 ER) in 20 starts Pre-All-Star Break and was selected to his first All-Star Game...entered the game in the fifth for the AL, pitching 1.0 scoreless inning with one walk...recorded double-digit strikeouts four times on season: 11 on April 12 vs. Chicago-AL, 10 on May 15 vs. St. Louis, 10 on June 7 vs. Chicago-AL and career-high of 12 on June 24 vs. Texas...reached 200 strikeouts for the season, 21st time in club history for a pitcher to do so, eighth different Twin, and the first Twin to reach 200 strikeouts since Francisco Liriano in 2010 (201)...first right-handed Twin to do so since Bert Blyleven in 1986 (215)...finished with 202 strikeouts, the most for a Twin since Johan Santana had 235 in 2007...held left-handed hitters to a .213 average, compared to .231 vs. right-handed hitters...went 9-4, 3.03 ERA (107.0 IP, 36 ER) in 17 home starts and 3-7, 4.85 ERA (85.1 IP, 46 ER) in 15 road starts...went 8-4, 3.25 ERA (110.2 IP, 40 ER) in 18 night starts and 4-7, 4.63 ERA (81.2 IP, 42 ER) in 14 day starts...finished with 32 starts; along with Kyle Gibson (32) and Jake Odorizzi (32), they became the first trio of Twins with 30-plus starts in the same season since 2007 (Johan Santana - 33, Carlos Silva - 33, and Boof Bonser - 30)...led Twins in wins (12), complete games (2) and strikeouts (202), tied for first in starts (32) and second in innings pitched (192.1)...finished tied for first in the AL in complete games, tied for sixth in starts, eighth in innings pitched, 11th in strikeouts, 13th in opponent batting average (.222), and tied for 15th in wins...given Joseph W. Haynes Award for Twins Pitcher of the Year, voted on by the Twin Cities Chapter of the BBWAA...also awarded with the Carl R. Pohlad Community Service Award.

2017: Pitched for Puerto Rico in the World Baseball Classic, going 1-0, 8.10 ERA (6.2 IP, 6 ER) with two walks and 10 strikeouts in two games (1 start)...was in Twins spring training for third time in career; optioned to Triple-A Rochester March 25...went 3-0, 1.13 ERA (39.2 IP, 5 ER) with eight walks and 39 strikeouts in six starts for the Red Wings and was recalled by Minnesota May 12...pitched into the eighth inning in each of first two starts with the Twins, 7.2 innings May 13 at Cleveland and 7.2 innings May 18 vs. Colorado...according to Elias, became the third Twins pitcher in last 30 years to pitch into the eighth and win each of first two starts (Brad Radke in 2001 and Andrew Albers in 2013)...set major league career high with 11 strikeouts May 18 vs. Colorado (Game 2), pitching 7.2 scoreless innings...tied with 11 strikeouts again August 30 vs. Chicago-AL (7.0 IP)...pitched back-to-back 8.0-inning outings on June 15 vs. Seattle and June 21 vs. Chicago-AL...won six of first seven decisions May 13-June 21; according to Elias, became the second Twins pitcher since 1980 to win at least six of his first seven appearances in one season (Brad Radke in 2001)...became the first pitcher in franchise history (1901-present) to win six games that early in the calendar year after not pitching in the majors in April...held opponents to a .192 batting average with 37 strikeouts in six August starts, fourth-lowest BAA in the AL...made first career relief appearance September 29 vs. Detroit, pitching 1.1 scoreless innings, in preparation for potential relief appearance in AL Wild Card Game...went 9-1, 2.41 ERA (67.1 IP, 18 ER) in 11 home games (10 starts) and 5-7, 5.17 ERA (78.1 IP, 45 ER) in 15 road starts...held right-handed hitters to a .222 batting average and left-handers to a .260 average...ranked second on Twins staff in wins (14) and strikeouts (139), and third in starts (25) and innings pitched (145.2)...pitched in relief in AL Wild Card Game October 3 at New York-AL, allowing three runs on five hits in 3.0 innings pitched and was dealt the loss.

2016: Was Twins spring training invite for second time in career...reassigned to minor league camp March 18 and began season with Triple-A Rochester...went 2-0, 1.06 ERA (17.0 IP, 2 ER) in three starts and had contract purchased by Minnesota April 26 after Kyle Gibson and Ervin Santana were both placed on 15-day disabled list...made major league debut in a start April 27 vs. Cleveland, allowing five runs on six hits in 4.0 innings pitched and was dealt the loss...at 21 years, 336 days, he became the youngest Twins pitcher to debut as a starter since Pat Mahomes (21 years, 247 days) April 12, 1992 against Texas...earned first major league win May 2 at Houston, allowing two runs on three hits in 5.1 innings pitched, with five walks and eight strikeouts...optioned to Rochester May 17 after making four starts for the Twins, posting a 10.20 ERA...set season-high at Rochester with 11 strikeouts June 6 vs. Buffalo (8.0 IP)...named Twins minor league Player of the Week June 26, making one start at Columbus pitching 8.0 shutout innings with three hits allowed, two walks and nine strikeouts...named Twins minor league Pitcher of the Month in June, going 4-1, 2.02 ERA (35.2 IP, 8 ER) with 10 walks and 38 strikeouts in five starts for Rochester...pitched fourth career complete game for Rochester, July 3 at Syracuse...named International League Pitcher of the Week...named to International League All-Star team and pitched 1.0 scoreless inning with one hit and one strikeout July 13 in Charlotte...recalled by Minnesota August 1 and made five starts before being optioned again August 25...made one start for the Red Wings, August 31 vs. Syracuse, pitching 8.0 innings and setting a career-high with 14 strikeouts...recalled for final time September 5...combined to go 13-12, 4.40 ERA (169.2 IP, 83 ER) with 71 walks and 174 strikeouts in 31 starts between Rochester and Minnesota.

2015: Was Twins spring training invite for first time in career; was reassigned to minor league camp March 15 and began season at Double-A Chattanooga...named Southern League Pitcher of the Week May 18, making one start at Birmingham, pitching 9.0 shutout innings, allowing two hits with eight strikeouts...named Southern League Midseason All-Star while pitching for Chattanooga...started for the World Team in the SiriusXM Futures Game for the second-straight season, July 12 at Great American Ball Park, pitching 1.0 shutout inning with one walk allowed...named Twins minor league Player of the Week August 28, pitching 7.0-shutout innings with three hits allowed, one walk and a season-high 12 strikeouts for the Red Wings...named Twins minor league Pitcher of the Month for August, going 3-2, 2.03 ERA (40.0 IP, 9 ER) with just three walks and 48 strikeouts in six starts for the Red Wings...combined to go 14-5, 2.87 ERA (166.1 IP, 53 ER) with 38 walks and 175 strikeouts in 27 starts between Chattanooga and Rochester...led all of minor league baseball in strikeouts and tied for ninth in wins...named Triple-A All-Star and Minor League All-Star by *Baseball America*...recipient of the Jim Rantz Award as Twins minor league Pitcher of the Year for the second-straight season, becoming the first back-to-back winner of the award...named right-handed starting pitcher on MiLB.com Twins organizational All-Star team...named ninth

BERRIOS' WILD CARD GAME RECORD

YEAR	OPPONENT	W-L	ERA	G	GS	CG	SH	SV	IP	H	R	ER	HR	HB	BB	SO	WP	K/9	BAA
2017	New York-AL	0-1	9.00	1	0	0	0	0	3.0	5	3	3	1	0	0	4	0	12.0	.357

BERRIOS' WORLD BASEBALL CLASSIC RECORD

YEAR	CLUB	W-L	ERA	G	GS	CG	SH	SV	IP	H	R	ER	HR	HB	BB	SO	WP	K/9	BAA
2013	Puerto Rico	0-1	18.00	2	0	0	0	0	2.0	5	4	4	0	0	1	1	0	4.5	--
2017	Puerto Rico	1-0	8.10	2	1	0	0	0	6.2	3	6	6	2	1	2	10	0	13.5	.130
WBC Totals		1-1	10.39	4	1	0	0	0	8.2	8	10	10	2	1	3	11	0	11.4	--

BERRIOS' ALL-STAR GAME RECORD

YEAR	HOST	W-L	ERA	G	GS	CG	SH	SV	IP	H	R	ER	HR	HB	BB	SO	WP	K/9	BAA
2018	Washington	0-0	0.00	1	0	0	0	0	1.0	0	0	0	0	0	1	0	0	0.0	.000
2019	Cleveland	0-0	0.00	1	0	0	0	0	1.0	1	0	0	0	0	0	2	0	18.00	.250
All-Star Game Totals		0-0	0.00	2	0	0	0	0	2.0	1	0	0	0	0	1	2	0	9.00	.167

BERRIOS' GAME LOGS

DATE	OPP.	W	L	SV	SVO	HLD	ERA	GS	CG	IP	H	R	ER	HR	BB	IBB	HB	SO	AVG	#PIT
3/28	Cle	1	0	0	0	0	0.00	1	0	7.2	2	0	0	0	1	0	0	10	.080	96
4/2	@KC	0	0	0	0	0	1.84	1	0	7.0	7	3	3	1	0	0	0	4	.176	86
4/7	@Phi	0	1	0	0	0	2.18	1	0	6.0	2	2	2	1	3	0	0	7	.155	98
4/14	Det	1	0	0	0	0	2.30	1	0	6.2	4	2	2	1	1	0	1	7	.158	98
4/20	@Bal	1	0	0	0	0	2.97	1	0	6.0	8	4	4	3	3	0	1	5	.193	104
4/27	Bal	1	0	0	0	0	2.97	1	0	6.0	7	2	2	0	0	0	0	8	.208	101
MARCH/APRIL TOTALS		4	1	0	0	0	2.97	6	0	39.1	30	13	13	6	8	0	2	41	.208	583
5/2	Hou	1	0	0	0	0	2.91	1	0	7.0	7	2	2	1	0	0	0	5	.216	88
5/7	@Tor	1	0	0	0	0	2.53	1	0	7.0	4	0	0	0	0	0	0	5	.209	92
5/13	LAA	0	1	0	0	0	3.05	1	0	5.2	12	5	5	2	3	0	0	3	.238	101
5/18	@Sea	0	0	0	0	0	3.39	1	0	4.2	8	4	4	0	0	0	0	6	.249	105
5/24	CWS	1	0	0	0	0	3.20	1	0	6.2	9	4	1	0	0	0	2	4	.256	98
5/31	@TB	0	0	0	0	0	3.27	1	0	6.2	3	3	3	1	3	0	1	8	.247	99
MAY TOTALS		3	1	0	0	0	3.58	6	0	37.2	43	18	15	4	6	31	0	31	.283	583
6/6	@Cle	1	0	0	0	0	3.14	1	0	6.0	2	2	1	1	1	0	0	6	.236	107
6/12	Sea	0	0	0	0	0	3.01	1	0	6.2	7	1	1	1	2	0	0	6	.238	107
6/17	Bos	0	1	0	0	0	2.86	1	0	8.0	5	1	1	0	0	0	0	10	.234	109
6/22	@KC	0	0	0	0	0	2.84	1	0	7.0	5	2	2	0	3	0	0	3	.232	90
6/28	@CWS	0	1	0	0	0	2.89	1	0	7.1	9	6	3	2	0	0	0	5	.235	105
JUNE TOTALS		1	2	0	0	0	2.06	5	0	35.0	28	12	8	4	6	0	0	30	.211	518
7/4	@Oak	0	1	0	0	0	3.00	1	0	5.0	6	3	3	1	3	0	1	2	.238	92
7/14	@Cle	0	0	0	0	0	3.10	1	0	5.0	6	3	3	0	3	0	0	6	.240	92
7/20	Oak	0	0	0	0	0	2.96	1	0	5.2	5	0	0	0	3	0	2	4	.240	113
7/25	@CWS	1	0	0	0	0	2.94	1	0	7.0	6	3	2	1	1	0	0	8	.240	106
7/31	@Mia	1	0	0	0	0	2.80	1	0	7.0	2	0	0	0	0	0	0	11	.233	81
JULY TOTALS		2	1	0	0	0	2.43	5	0	29.2	25	9	8	2	10	0	3	31	.225	484
8/6	Atl	0	1	0	0	0	3.24	1	0	5.2	9	9	9	2	4	0	0	7	.239	97
8/11	Cle	0	0	0	0	0	3.29	1	0	6.0	6	3	3	1	1	0	0	4	.239	96
8/17	@Tex	0	0	0	0	0	3.37	1	0	4.1	7	7	3	2	3	0	0	6	.243	92
8/23	Det	0	1	0	0	0	3.53	1	0	5.1	10	5	5	1	2	0	0	5	.249	93
8/29	@CWS	1	0	0	0	0	3.57	1	0	6.0	7	3	3	0	2	0	0	8	.251	101
AUGUST TOTAL		1	2	0	0	0	7.57	5	0	27.1	39	27	23	6	12	0	0	30	.333	479
9/4	@Bos	0	1	0	0	0	3.78	1	0	5.0	8	6	6	2	3	0	0	6	.348	101
9/10	WSH	1	0	0	0	0	3.63	1	0	7.0	2	0	0	0	1	0	0	4	.249	94
9/16	CWS	1	0	0	0	0	3.58	1	0	7.1	5	2	2	1	2	0	0	8	.248	94
9/21	KC	0	0	0	0	0	3.70	1	0	6.0	8	5	5	1	1	0	1	5	.250	97
9/27	@KC	1	0	0	0	0	3.68	1	1	6.0	6	2	2	0	2	0	0	9	.251	99
SEPTEMBER TOTALS		3	1	0	0	0	4.31	5	1	31.1	29	15	15	4	7	0	1	32	.248	485



25 BYRON BUXTON



OUTFIELDER

H/W: 6-2/190 B/T: R/R
Age: 25
Born: 12/18/1993 in Baxley, GA
Resides: Baxley, GA

Acquired: 1st RD (2nd overall), 2012 MLB Draft
M.L. Service: 3 years, 160 days
Contract Status: Signed thru 2019

PERSONAL: Byron Keion Buxton...wife, Lindsey...son, Brixton Scott (12/6/13)...Twitter: @OfficialBuck103...Instagram: @buckdaddy103...2012 graduate of Appling County (GA) High School...in 2012, ranked top high school prospect in the country at the time of the MLB First-Year Player Draft by *Baseball America*...named 2011-12 Gatorade Georgia Player of the Year, leading Appling County High School to the Georgia Class AA State Championship in 2012...named First-Team Rawlings Preseason All-American after hitting .513 with 17 doubles, three home runs, 35 RBI and 38 stolen bases during senior season; as a pitcher, went 10-1 with five saves and 154 strikeouts in 81.0 innings pitched...struck out 18 batters in 7.0 innings pitched in the deciding game of the Georgia Class AA State Championship Series...selected to play in the Under Armour All-American Game in 2011...played football and was an All-State defensive back and receiver as a senior and All-Region as a quarterback as a junior...participated in Twins Winter Caravan in 2016 and '17...started Buxton's Battalion, where every Friday home game, he provides tickets and special meet and greet for military members and their families...in 2019 raised funds through the Big League Impact ALL WIN campaign, impacting Minnesota Military Family Foundation.

CAREER HIGHLIGHTS: Was successful in 33 consecutive steal attempts May 23, 2017-April 22, 2019, a club record...earned first career Rawlings AL Gold Glove Award® and AL Platinum Glove in 2017...hit three home runs August 27 at Toronto, becoming the eighth player in club history, at the time, with a three-homer game, joining Bob Allison, Harmon Killebrew, Tony Oliva, Justin Morneau, Max Kepler, Brian Dozier and Eddie Rosario...given 2016 and 2017 Jim Kaat Award for Twins Defensive Player of the Year and 2017 Bill Boni Award as Most Improved Twin, both voted on by the Twin Cities Chapter of the BBWAA...named Twins top prospect entering 2016, as well as best hitter for average, fastest baserunner, best athlete, best defensive outfielder and best outfield arm in Twins system by *Baseball America*...named Twins top prospect entering 2015, as well as best hitter for average, fastest baserunner, best athlete, best defensive outfielder and best outfield arm in the Twins system by *Baseball America*...named top prospect in baseball by MLB.com entering 2015...named 2013 Most Valuable Player and Prospect of the Year in the Midwest League by *Baseball America*...awarded with 54th annual J.G. Taylor Spink Award as Topps/Minor League Baseball's Player of the Year in 2013...named 2013 Minor League Player of the Year by *Baseball America*...given 2013 Sherry Robertson Award as Twins minor league Player of the Year...named top prospect, best hitter for average, fastest baserunner, best athlete, best defensive outfielder and best outfield arm in Twins system by *Baseball America* entering 2014...selected to play for the U.S. in the 2013 SiriusXM All-Star Futures Game at Citi Field.

2019:

- Made Twins Opening Day roster for fourth time in career and was Opening Day centerfielder March 28 vs. Cleveland.
- Caught stealing April 22 at Houston (Robinson Chirinos), snapping his club record stolen base streak at 33 straight successful attempts.
- Hit 18 doubles through first 38 games of May 14, the most in baseball through that date.
- Hit second career grand slam May 18 at Seattle and tied a career-high with five RBI.
- Placed on 10-day Injured List with a right wrist contusion June 18; missed 13 games and was reinstated June 29.
- Played in eight games before being placed back on 10-day Injured List with concussion-like symptoms July 16, an injury he suffered diving for a ball July 13 at Cleveland and was reinstated July 25.
- Played in seven games before being placed back on 10-day Injured List with left shoulder subluxation August 3 (retroactive to August 2), an injury he suffered running into a wall on August 1 at Miami, was reinstated September 1.
- Played in five games in September for Twins primarily as a defensive replacement and pinch runner.
- Placed on 60-day Injured List September 10 with the left shoulder subluxation, ending his season...had surgery that day in Los Angeles by Dr. Neal ElAttrache.
- Hit .317 (20-for-63) with nine extra-base hits vs. left-handed pitching and .245 (51-for-208) with 35 extra-base hits vs. right-handed pitching.
- Went 14-for-17 in stolen base attempts for a 82.4 success rate.
- Twins went 53-25 with him in the lineup compared to 48-36 without.
- Was the recipient of the Minnesota Twins Heart and Hustle Award by the Major League Baseball Players Alumni Association.

2018: Made Twins Opening Day roster for third time in career and was Opening Day centerfielder March 29 at Baltimore...placed on 10-day disabled list with migraines April 15...went on rehab assignment with Single-A Ft. Myers April 22...fouled a ball off left big toe, fracturing it in his first rehab game April 22 at Bradenton...returned from rehab assignment and reinstated from disabled list May 10...upon return, played in 17 games for the Twins, hitting .122 (6-for-49) with two doubles and was placed back on 10-day DL with a left big toe fracture...went on rehab assignment with

CAREER HIGHS

Hits: 4, 8/27/17 at TOR
RBI: 5, 2x, last 5/18/19 at SEA
HR: 3, 8/27/17 at TOR
GS: 1, 2x, last 5/18/19 at SEA
SB: 2, 2x, last 4/12/18 vs. CWS
Hit-Strike: 12, 8/10-21/17

WALK-OFF HITS

9/14/17 vs. TOR (HR)

MULTI-HR GAMES

8/27/17 at TOR (3)



Triple-A Rochester...eventually returned from rehab, reinstated from DL and optioned to Rochester July 2...placed back on the 7-day disabled list July 31 with a left wrist strain...went 5-for-5 in stolen base attempts, extending his club record to 29 straight steals; last caught by Wellington Castillo May 23, 2017 at Baltimore...combined to hit .226 (51-for-226) with 15 doubles, one triple, four home runs, 18 RBI, 12 walks and nine stolen bases in 63 games between Rochester and Minnesota on the season.

2017: Made Twins Opening Day roster for second time in career and was Opening Day centerfielder April 3 vs. Kansas City, batting third...began the season hitting .195 (46-for-236) in first 78 games to July 3, but hit .314 (71-for-226) in final 62 games...placed on 10-day disabled list with left groin strain July 15; reinstated August 1...named Twins representative for the Heart and Hustle Award...hit safely in career-high 12 games straight August 10-21, hitting .400 (18-for-45) with two doubles, two triples, four home runs and 12 RBI...hit .387 (12-for-31) in 10 July games and .324 (34-for-105) in 29 August games...hit second career inside-the-park homer August 18 vs. Arizona; added a double and a triple, becoming just the fifth player in baseball in 70+plus years since the end of World War II, and the first in 41 years, to have those three types of hits in the same game: Jerry Snyder (1956), Roger Maris (1958), George Altman (1961), and Al Bumbry (1976)...hit three home runs August 27 at Toronto, becoming the eighth player in club history with a three-homer game, joining Bob Allison (May 17, 1963 at Cleveland), Harmon Killebrew (September 21, 1963 at Boston), Tony Oliva (July 3, 1973 at Kansas City), Justin Morneau (July 6, 2007 at Chicago-AL), Max Kepler (August 1, 2016 at Cleveland), Brian Dozier (September 5, 2016 vs. Kansas City), and Eddie Rosario (June 13, 2017 vs. Seattle); also set single-game career-highs in hits (4) and RBI (5); also stole a base in the game, becoming just the fifth player in AL history to steal a base and hit three homers, joining Carl Reynolds (1930), Leroy Stanton (1973), Joe Carter (1989) and Alex Rodriguez (2010)...named the AL Player of the Week for the period ending August 27th, hitting .333 (11-for-33) with nine runs scored, a double, five home runs, 10 RBI and two stolen bases in eight games; among AL players, finished first in home runs; tied for first in total bases (27); tied for second in extra-base hits (6) and RBI; fourth in slugging percentage (.818); and tied for fourth in hits and stolen bases...missed one game on August 30 after hurting his hamate bone on left hand...stole 24 consecutive bases May 24 through the end of the season, setting a Twins record for consecutive steals...set single-season career-highs in games (140), runs (69), hits (117), home runs (16), RBI (51), walks (38) and stolen bases (29)...went 29-for-30 in stolen base attempts for a 96.7% success rate, the highest in baseball and a Twins record; highest in baseball since Alcides Escobar in 2013 (100.0%)...ranked third in baseball in defensive runs saved (24), second among outfielders (Andrelton Simmons, 32 and Mookie Betts, 31)...posted a .951 Zone Rating, the fourth-best for a centerfielder in baseball history and best since Gabe Kapler in 1999 (.953)...played 137 games (131 starts) in centerfield, fourth-most in the AL; most for a Twin since Denard Span played 153 games in 2010...given 2017 Wilson® Defensive Player of the Year Award as well as its award for Best Defensive Centerfielder...given 2017 Jim Kaat Award for Twins Defensive Player of the Year and Charles O. Johnson Award for Most Improved Twin, both awards voted on by the Twin Cities Chapter of the BBWAA...given 2017 Rawlings Gold Glove Award® becoming fourth different outfielder in club history, joining Tony Oliva (1966), Kirby Puckett (6x, 1986-89 & 1991-92) and Torii Hunter (7x, 2001-07)...also earned the AL Platinum Glove Award (Colorado's Nolan Arenado won NL).

2016: Made Twins Opening Day roster for first time in career and was Opening Day centerfielder April 4 at Baltimore, batting ninth...hit .156 (7-for-45) in 17 games and was optioned to Triple-A Rochester April 25...named International League Player of the Week May 29, hitting .478 (11-for-23) with three doubles, three home runs, five RBI, eight runs scored and three walks in six games...recalled by Minnesota May 31 (Danny Santana, disabled list)...recorded first career three-hit game with Twins June 5 vs. Tampa Bay...hit .204 (31-for-152) in 46 games for the Twins in second stint and was optioned to Triple-A Rochester August 8...named International League Player of the Week for second time August 28, hitting .353 (12-for-35) with one double, four home runs, eight RBI and eight runs scored in seven games...recalled by Minnesota for final time September 1...hit first career grand slam September 4 vs. Chicago-AL, off Anthony Ranaudo...was part of a stretch in which he hit five home runs with 12 RBI in an eight-game span for the Twins September 1-9...hit inside-the-park home run October 2 at Chicago-AL, off Chris Sale, which was also his first career leadoff homer (first time hitting out of leadoff position all season)...also marked his 10th home run, becoming the 11th different Twin to reach double-digit home run totals, tying an MLB record (Detroit - 2004 and Houston - 2015)...hit .287 (29-for-101) with six doubles, two triples, nine home runs, 22 RBI, 24 runs scored and 10 walks in 29 September/October games; 24 runs scored led the AL, nine home runs were tied for seventh, and 22 RBI ranked 10th...combined to hit .256 (125-for-488) with 30 doubles, nine triples, 21 home runs, 62 RBI, 85 runs scored and 17 stolen bases in 141 games between Rochester and Minnesota...given 2016 Jim Kaat Award for Twins Defensive Player of the Year as voted on by the Twin Cities Chapter of the BBWAA.

2015: Was an invite to Twins spring training for second straight season and was reassigned to minor league camp March 15...named Twins minor league Player of the Week May 3, hitting .423 (11-for-26) with one double, one home run, six RBI, nine runs scored, six walks and four stolen bases...hit second professional grand slam May 19 vs. Montgomery...had his contract selected by Minnesota June 14...named Southern League All-Star, but did not play in game due to promotion to Minnesota...made major league debut June 14 at Texas, starting in centerfield and batting ninth, going 0-for-4 with a run scored, the game-winning run in the ninth inning in a 4-3 Twins win...recorded first major league hit, June 15 at St. Louis, tripling off John Lackey; became the fourth Twin to ever triple for first major league hit, joining Jorge Polanco (June 27, 2014), Jimmie Hall (April 16, 1963) and Bernie Allen (April 10, 1962)...recorded first career stolen base June 21 vs. Chicago-NL...placed on 15-day disabled list June 26 with a left thumb sprain, an injury he suffered on June 23 vs. Chicago-AL, attempting to steal second base...named International League Player of the Week August 10-16, hitting .400 (14-for-35) with one triple, one home run, four RBI and seven runs scored in eight games...recalled by Minnesota August 20 when the Twins placed Aaron Hicks on the disabled list...recorded first career RBI August 22 at Baltimore, singling in Torii Hunter...hit first career home run September 27 at Detroit, a solo shot off Jose Valdez...named an outfielder on MiLB.com Twins organizational All-Star team...named second best prospect in the Southern League by *Baseball America* (teammate Miguel Sanó ranked first)...ranked top prospect, best hitter for average, fastest baserunner, best athlete, best defensive outfielder and best outfield arm in Twins system by *Baseball America*, entering 2016.

2014: Played in first career Twins spring training and was reassigned to minor league camp March 9, reporting to Single-A Ft. Myers...began season on 7-day disabled list with a sprained left wrist after diving for a fly ball in a minor league spring training game March 16; reinstated May 4...played in just five regular season games for the Miracle and was placed back on DL May 9 after re-aggravating his wrist diving for a fly ball; reinstated July 6...played one game for the Rock Cats in centerfield August 13 vs. Bowie; in that game collided with rightfielder Mike Kvasnicka, both diving for a ball, and Buxton suffered a concussion...placed on 7-day disabled list August 14, ending his season...played for Salt River in Arizona Fall League, hitting .263 (15-for-57) in 13 games; dove for a ball October 27 and fractured left middle finger ending his AFL season...named an outfielder on the AFL Top Prospect Team...named Twins top prospect, best hitter for average, fastest baserunner, best athlete, best defensive outfielder and best outfield arm in the Twins system by *Baseball America* entering 2015...named top prospect in baseball by MLB.com entering 2015.

2013: Named Twins minor league Player of the Month for April, hitting .392 (31-for-79) with five doubles, three triples, four home runs, 21 RBI, 25 runs scored and nine stolen bases in 22 games...hit first professional grand slam May 16 vs. Burlington...named Twins minor league Player of the Week June 14, hitting .406 (13-for-32) with three doubles, nine RBI and six runs scored in seven games...named a Midwest League Midseason All-Star...ranked top prospect in baseball at midseason by *Baseball America* and MLB.com...selected to play for the U.S. in the SiriusXM All-Star Futures Game at Citi Field in New York, going 0-for-2 with two strikeouts off the bench...named Florida State League Player of the Week July 29, hitting .333 (10-for-30) with three triples, three home runs, six RBI, eight runs scored and six walks in seven games for the Miracle...named Twins minor league Player of the Month for August, hitting .402 (35-for-87) with 20 walks, 16 stolen bases, 21 runs scored and a .523 on-base percentage in 26 games...also named August Player of the Month by Topps...combined to hit .334 (163-for-488) with 19 doubles, 18 triples, 12 home runs, 77 RBI, 109 runs scored and 55 stolen bases in 125 games between both levels...led all minor league full-season players in triples (18), second in runs scored (109), tied for sixth in OPS (.944), 10th in hits (163) and 12th in stolen bases (55)...named Postseason All-Star, Most Valuable Player and Prospect of the Year in the Midwest League by *Baseball America*...awarded with 54th annual J.G. Taylor Spink Award as Topps/Minor League Baseball's Player of the Year; at 19-years-old, he joined Mike Trout (2010), Delmon Young (2005) and Andruw Jones (1996) as only players to win the award as teenager...named to Topps/Minor League Baseball's Class-A All-Star Team...named Minor League Player of the Year by *Baseball America* after being named Minor League All-Star, High Class-A All-Star, Low-Class A Player of the Year and Low Class-A All-Star by same publication...was given the Sherry Robertson Award as Twins minor league Player of the Year...played in 12 games in the Arizona Fall League with Glendale Desert Dogs, hitting .212 (11-for-52) with one double, three home runs, eight RBI and 10 runs scored before being shutdown with a right shoulder strain...named to West Division Fall Stars Team...ranked number one on the Top 20 AFL Prospect List by *Baseball America*...named to AFL Top Prospects Team...named an outfielder on MiLB.com Twins organizational All-Star team...named top prospect, best hitter for average, fastest baserunner, best athlete, best defensive outfielder and best outfield arm in Twins system by *Baseball America* entering 2014.

2012: Ranked top prospect in Gulf Coast League by *Baseball America*...ranked 10th best prospect in Appalachian League by *Baseball America*...ranked second best prospect in Twins organization by *Baseball America* entering 2013...ranked 19th best prospect in baseball by MLB.com and 10th best by *Baseball America* entering 2013.

PROFESSIONAL: Selected by Twins second overall in first round of 2012 First-Year Player Draft, the highest Twins draft pick since selecting Joe Mauer with the number one pick in the 2001 draft...was just the third second overall pick in Twins history, previous two being right-handed pitcher Adam Johnson in 2000 and first baseman Travis Lee in 1996...signed by scout Jack Powell.

BUXTON'S PLAYING RECORD																			
YEAR	CLUB	AVG	G	AB	R	H	2B	3B	HR	RBI	SH	SF	HBP	BB	SO	SB	CS	OBP	OPS
2012	GCL Twins	.216	27	88	17	19	4	3	4	14	0	0	3	11	26	4	3	.324	.790
	Elizabethton	.286	21	77	16	22	6	1	1	6	0	0	2	8	15	7	0	.368	.797
2013	Cedar Rapids	.341	68	270	68	92	15	10	8	55	3	3	1	44	56	32	11	.431	.990
	Ft. Myers	.326	57	218	41	71	4	8	4	22	0	1	2	32	49	23	8	.415	.887
2014	Ft. Myers	.240	30	121	19	29	4	2	4	16	0	0	3	10	33	6	2	.313	.718
	New Britain	.000	1	3	0	0	0	0	0	0	0	0	0	0	3	0	0	.000	.000
2015	Chattanooga	.283	59	237	44	67	7	12	6	37	0	4	1	26	51	20	2	.351	.840
	Rochester	.400	13	55	11	22	3	1	1	8	0	0	0	4	12	2	1	.441	.986
	MINNESOTA	.209	46	129	16	27	7	1	2	6	2	0	1	6	44	2	2	.250	.576
2016	Rochester	.305	49	190	41	58	11	3	11	24	0	2	3	14	58	7	0	.359	.927
	MINNESOTA	.225	92	298	44	67	19	6	10	38	4	3	3	23	118	10	2	.284	.714
2017	Rochester	.417	3	12	3	5	0	0	2	3	0	0	0	1	3	0	0	.462	1.378
	MINNESOTA	.253	140	462	69	117	14	6	16	51	5	2	4	38	150	29	1	.314	.728
2018	Ft. Myers	.000	1	4	0	0	0	0	0	0	0	0	0	0	0	0	0	.000	.000
	Rochester	.272	35	136	22	37	11	1	4	14	0	0	3	9	42	4	1	.331	.787
	MINNESOTA	.156	28	90	8	14	4	0	0	4	1	0	0	3	28	5	0	.183	.383
2019	Cedar Rapids	.500	1	2	1	1	0	0	0	0	0	0	0	1	1	0	0	.667	1.667
	MINNESOTA	.262	87	271	48	71	30	4	10	46	2	1	2	19	68	14	3	.292	.706
Minor League Totals		.299	365	1413	283	423	66	41	45	199	3	10	18	160	349	105	28	.375	.875
Major League Totals		.237	393	1250	185	296	74	17	38	145	14	6	10	89	408	60	8	.292	.706

BUXTON'S CAREER FIELDING RECORD									
POSITION	PCT	G	PO	A	E	TC	DP	PB	
Outfield	.990	389	1033	16	11	1060	3	—	

BUXTON'S WILD CARD GAME RECORD																			
YEAR	OPPONENT	AVG	G	AB	R	H	2B	3B	HR	RBI	SH	SF	HBP	BB	SO	SB	CS	OBP	OPS
2017	New York-AL	.000	1	2	0	0	0	0	0	1	0	0	0	0	1	1	0	.000	.000



15 JASON CASTRO



CATCHER

H/W: 6-3/215 B/T: L/R
Age: 32
Born: 6/18/1987 in Castro Valley, CA
Resides: Houston, TX

Acquired: Signed as free agent, 11/30/16
M.L. Service: 9 years, 104 days
Contract Status: Signed thru 2019

PERSONAL: Jason Michael Castro...Twitter: @J_Castro15...wife, Maris...son, Brady and daughter, Rowan...2005 graduate of Castro Valley (CA) High School...attended Stanford University from 2006-08... Jason and his wife began the charity program Castro's Kids in 2013, which has donated more than 60,000 books to the Houston Independent School District...he and Maris have also been active in supporting Friends for Life, a no-kill animal shelter based in Houston, and the Astros Foundation's cornerstone programs - the Community Leaders program, the Astros Urban Youth Academy and the Astros RBI program...won the gold medal in the 12 and under Bay Area Regional Swim Competition (breast stroke); later used his skills to swim with sharks in South Africa in 2012...started a foundation called Castro's Kids while in Minnesota... supports Reading Partners, a non-profit focused on a literacy and making a difference in reading proficiency.

CAREER HIGHLIGHTS: Twins are second organization (Houston, 2008-15)...switched Twins uniform number from 21 to 15 in off-season of 2017-18 after Glen Perkins' retirement...in 2015, named finalist for AL Gold Glove Award as catcher...appeared in postseason with Houston in 2015 and Minnesota in 2017...named Astros nominee for 2014 Roberto Clemente Award...in 2013, was an American League All-Star, a two-time AL Player of the Week and was named the Astros Team MVP by the Houston Chapter of the BBWAA...in 2012, named Astros Darryl Kile "Good Guy" Award as voted on by the Houston Chapter of the BBWAA... ranked number one prospect and the best defensive catcher in Houston system following the 2008 and 2009 seasons by *Baseball America*.

2019:

- Was Twins Opening Day catcher March 28 vs. Cleveland, playing in first game since May 4, 2018.
- Hit seven of his 13 home runs in his first 21 games, through May 16, tied for third most in the AL for catchers through that date.
- Tied career-high with four RBI May 2 vs. Houston.
- Hit .294 (15-for-51) with four doubles, five home runs and 13 RBI in 15 May games.
- Recorded fifth career multi-homer game July 2 at Oakland, both solo shots.
- Played in 800th career game August 2 vs. Kansas City.
- Hit club's 225th home run of season August 9 vs. Cleveland, off Shane Bieber, tying the club single-season home run record, done in 1963.
- Hit a solo home run on Sept. 29 at Kansas City, the 44th by a Twins catcher in 2019, setting a new MLB record for homers by catchers on one team...his fifth-inning blast off Jorge López was the Twins' 307th and final homer of the season, ensuring Minnesota ended the 2019 season with the all-time Major League Baseball single-season record.
- Hit .125 (5-for-40) vs. left-handed pitching and .254 (50-for-197) vs. right-handed pitching.
- Caught 77 games, second most on club (Garver - 82).

2018: Was Twins Opening Day catcher for second consecutive season, the seventh of his career...played 19 games for the Twins before suffering a right knee meniscus tear, ending his season...had surgery on right knee May 15 in Vail, Colorado, performed by Dr. Robert LaPrade.

2017: Was Twins Opening Day catcher April 3 vs. Kansas City, batting sixth...was sixth consecutive Opening Day roster, first with the Twins...went 2-for-3 with a walk and two RBI...walked nine times and drove in seven runs in first eight games as Twin, including his first career four-walk game April 5 vs. Kansas City...hit safely in season-high 11 straight games May 22-June 9...tied single-game career-highs with four hits and four RBI June 13 vs. Seattle; his fourth hit was the 26th of the game for the Twins, which passed the single-game club record of 25 set in 2002 (Twins finished with 28 hits)...recorded fourth career multi-homer game September 12, 2017 vs. San Diego; tied career high with four RBI...hit 10th home run on final day of season October 1, reaching double digits in homers for the fifth consecutive season...hit .263 against left-handed pitching and .234 against right-handers...finished with a .242 batting average and .333 on-base percentage, both highs since 2013...caught 108 games (104 starts), most on the team and fourth-most in the AL; also ranked fourth in innings caught (908.1).

CAREER HIGHS

Hits: 4, 2x, last 6/13/17 vs. SEA
RBI: 4, 8x, last 5/2/19 vs. HOU
HR: 2, 5x, last 7/2/19 at OAK
GS: 3, last 8/3/15 at TEX
SB: 1, 5x, last 6/8/16 at TEX
Hit-Streak: 12, 7/31-8/14/13

WALK-OFF HITS

6/27/14 vs. DET (HR)
7/30/15 vs. LAA (HR)
8/23/15 vs. LAD (HR)

MULTI-HR GAMES

9/28/12 at MIL
5/25/13 vs. OAK
8/24/13 vs. TOR
9/12/17 vs. SD
7/2/19 at OAK



2016: Played fifth season with Houston, spending entire season with Astros for third straight year...made fifth consecutive Opening Day roster; made fifth consecutive Opening Day start April 5 at New York-AL...missed three games while on the Paternity List May 10-12...recorded two triples April 11 and April 13, both against Kansas City...became second catcher since 2000 to record two triples within his club's first nine games of a season (J.P. Arencibia in 2011 with Toronto)...made first career appearance at first base July 26 vs. New York-AL; his first career appearance at any position other than catcher...also played first base on July 29 and July 30, both at Detroit...finished the season first among AL catchers in triples (3), second in walks (43), fifth in on-base percentage (.309) and tied for fifth in doubles (16)...reached 100 catcher caught stealings in his career in final game September 30 at Los Angeles-AL...became one of just four catchers in Astros franchise history to reach the mark, joining Alan Ashby (251), Brad Ausmus (209) and Craig Biggio (104)...started 102 games at catcher, the fifth most in the AL...caught 22.4 percent of attempting base stealers (13-of-58)...stole two bases, tying a career-high, previously accomplished in 2013.

2015: Made fourth consecutive Opening Day start for Houston...placed on the 15-day disabled list with strained right quad August 29; reinstated September 17...named one of three finalists for the 2015 AL Gold Glove Award at catcher...made 102 starts at catcher with Houston going 60-42 (.588) in his starts...threw out 24-of-66 runners attempting to steal (32.3%), marking the best caught stealing percentage by a Houston catcher since Brad Ausmus threw out 40% of runners attempting to steal (30-for-75) in 2001...ranked fifth among AL catchers in caught stealing percentage, and second in fielding percentage (.999, 840 total chances, 1 error)...was AL's second-best pitch framer, behind only Tyler Flowers of the White Sox, according to Baseball Prospectus; added 12.6 runs with his framing, behind Flowers' mark of 17.5...caught first no-hitter of career on August 21 vs. Los Angeles-NL (Mike Fiers)...started at catcher in all six of Houston's postseason games, hitting .063 (1-for-16)...in the Wild Card Game at New York-AL, became first Houston catcher to catch a shutout in the postseason since Brad Ausmus in Game 5 of the 2004 NLCS vs. St. Louis...recorded first career postseason hit and RBI in Game 3 of ALDS, giving Houston the lead with a two-run single in the fifth inning.

2014: Made third consecutive Opening Day roster and remained with Houston for entire season...named Astros nominee for the 2014 Roberto Clemente Award...played a career-high 126 games, making a career-high 121 starts (110 at catcher, 11 at designated hitter)...ranked tied for sixth in homers (14) among AL catchers and tied for fifth in doubles (21)...threw out a career-high 21 runners attempting to steal (21-of-102, 20.6%)...saved nine runs above an average MLB catcher with his pitch framing, according to StatCorner.com...ranked 11th among all MLB catchers in Baseball Prospectus' pitch framing metric.

2013: Was Astros Opening Day catcher for second time in career...named AL Player of the Week, hitting .579 with three home runs, five RBI and a .636 OBP for the week of May 20-26...named AL Player of the Week again August 26 after hitting .529 with six extra-base hits (2 doubles, 1 triple, 3 homers), five RBI and a 1.913 OPS...named to AL All-Star team as reserve but did not appear...placed on the 15-day disabled list September 17 with right knee discomfort...had cyst on right knee drained September 3 and had a minor arthroscopic procedure done September 19...named Astros Team MVP by the Houston Chapter of the BBWAA...finished by setting single-season Astros records by a catcher in doubles (35), homers (18), runs scored (63), extra-base hits (54), SLG (.485), multi-hit games (33) and OPS (.835)...led AL catchers in slugging (min. 450 plate appearances) and finished second in OPS (.835), third in runs (63) and OBP (.350), tied for third in doubles (35), fourth in homers (18) and tied for sixth in hits (120)...finished second among AL catchers in WAR (4.5) behind Joe Mauer (5.4).

2012: Returned to game action in Astros spring training after missing 2011 with a right knee injury...made first career Opening Day start April 6 vs. Colorado...led Houston catchers with a 4.34 catcher's ERA (646.2 IP, 312 ER) in 79 games (73 starts)...caught 12 of 69 attempting base stealers on the season (17%)...named Astros 2012 Darryl Kile "Good Guy" Award as voted on by the Houston Chapter of the BBWAA.

2011: Missed entire season recovering from a right knee injury...sustained the injury while trying to avoid a tag at first base on March 2 against Detroit in Lakeland, FL in the club's third game of spring training...underwent surgery March 4 at Houston Methodist Hospital, which repaired a large tear of the medial meniscus and reconstructed his anterior cruciate ligament (ACL)...spent season rehabbing before returning to baseball activities in September...participated in the Astros Instructional League in October before joining the Arizona Fall League...played in 12 games for Salt River, hitting .289 (11-for-38) with one double, four RBI and a .404 on-base percentage.

2010: Spent most of spring training with the Astros as non-roster invitee; was youngest player invited to major league spring training...began season with Triple-A Round Rock; had contract selected June 22...recorded first major league hit in first major league plate appearance June 22 against San Francisco, singling off Tim Lincecum...also threw out two base stealers in his MLB debut.

2009: Played for seven different teams during the 2009 calendar year, including the 2009 spring training Astros, Single-A Lancaster, Double-A Corpus Christi Hooks, the US squad in the XM All-Star Futures Game, the U.S. team in the IBAF World Cup, the Peoria Saguaros in the Arizona Fall League and the West squad in the AFL Rising Stars Game...began season as a non-roster invitee to Astros Spring Training; was youngest player invited to spring training at the age of 21...earned Lancaster Defensive Player of the Month for April and May...invited to play in the All-Star Futures Game held in St. Louis on July 12; hit a three-run home run in the fifth inning for the U.S. Futures off Blue Jays left-handed pitching prospect Luis Perez...following the season, was one of two catchers selected to represent the United States in the 2009 IBAF World Cup, where the U.S. captured the gold medal after going 14-1 in pool play...after the international tournament, Castro returned to the States and was assigned to the Peoria Saguaros of the Arizona Fall League...played his final game of the season on November 5, as the starting catcher of the West squad in the Rising Stars Game of the AFL...named Houston's number one prospect and Best Defensive Catcher in system by *Baseball America*, entering 2010; named 41st best prospect in baseball by same publication.

2008: Spent first professional season with Single-A Tri-City...made his professional debut July 14...named Defensive Player of the Month for August...played in the Hawaiian Winter League following the season, and earned Postseason All-Star honors...named Houston's number one prospect and Best Defensive Catcher in system by *Baseball America*, entering 2009; named top prospect in New York-Penn League by same publication.

AMATEUR CAREER: Attended Stanford University from 2006-08...in 2008, his junior year at Stanford, hit a team-leading .376 with 14 home runs and 73 RBI en route to being named to the All Pac-10 team...helped Stanford to the College World Series in 2008 and was named the team's MVP...graduated from Stanford in the fall of 2013, after taking classes in consecutive off-seasons...received a degree in sociology with a concentration in business organizations.

PROFESSIONAL: Selected by Houston in the first round (10th overall) of the 2008 First-Year Player Draft; scout Joe Graham...originally selected by Boston in the 43rd round of the 2005 First-Year Player Draft but elected to attend Stanford University (2006-08).

CASTRO'S PLAYING RECORD

YEAR	CLUB	AVG	G	AB	R	H	2B	3B	HR	RBI	SH	SF	HBP	BB	SO	SB	CS	OBP	OPS
2008	Tri-City	.275	39	138	10	38	9	0	2	12	0	0	2	22	32	0	2	.383	.767
2009	Lancaster	.309	56	207	27	64	20	1	7	44	0	3	3	30	41	1	1	.399	.916
	Corpus Christi	.293	63	239	38	70	11	1	3	29	0	2	2	25	35	2	1	.362	.747
2010	Round Rock	.265	57	211	31	56	7	0	4	26	0	0	1	32	34	1	1	.365	.720
	HOUSTON	.205	67	195	26	40	8	1	2	8	0	0	0	22	41	0	0	.286	.573
2012	Corpus Christi	.800	3	5	1	4	2	0	0	0	0	0	0	2	0	0	0	.857	2.057
	Oklahoma City	.462	4	13	1	6	1	0	1	2	0	0	0	2	1	0	0	.533	1.302
	HOUSTON	.257	87	257	29	66	15	2	6	29	2	4	1	31	61	0	0	.334	.735
2013	HOUSTON	.276	120	435	63	120	35	1	18	56	0	4	2	50	130	2	1	.350	.835
2014	HOUSTON	.222	126	465	43	103	21	2	14	56	1	3	9	34	151	1	0	.286	.652
2015	HOUSTON	.211	104	337	38	71	19	0	11	31	0	3	2	33	115	0	0	.283	.648
2016	HOUSTON	.210	113	329	41	69	16	3	11	32	1	0	1	45	123	2	1	.307	.684
2017	MINNESOTA	.242	110	356	49	86	22	0	10	47	1	1	4	45	108	0	0	.333	.720
2018	MINNESOTA	.143	19	63	4	9	3	0	1	3	0	1	1	9	26	0	0	.257	.495
2019	MINNESOTA	.232	79	237	39	55	9	0	13	30	1	1	3	33	88	0	0	.332	.767
Minor League Totals		.293	222	813	108	238	50	2	17	113	0	5	8	113	143	4	5	.382	.804
Major League Totals		.231	825	2674	332	619	148	9	86	292	6	17	23	302	843	5	2	.313	.703

CASTRO'S CAREER FIELDING RECORD

POSITION	PCT	G	PO	A	E	TC	DP	PB
Catcher	.995	777	5551	369	26	5946	47	68
First Base	1.000	3	7	1	0	8	0	—
Totals	.996	780	5558	370	26	5954	47	68

CASTRO'S WILD CARD GAME RECORD

YEAR	OPPONENT	AVG	G	AB	R	H	2B	3B	HR	RBI	SH	SF	HBP	BB	SO	SB	CS	OBP	OPS
2015	New York-AL	.000	1	2	0	0	0	0	0	0	0	0	0	1	1	0	0	.333	.333
2017	New York-AL	.000	1	3	0	0	0	0	0	0	0	0	0	0	3	0	0	.000	.000
Wild Card Totals		.000	2	5	0	0	0	0	0	0	0	0	0	1	4	0	0	.167	.167

CASTRO'S DIVISION SERIES RECORD

YEAR	OPPONENT	AVG	G	AB	R	H	2B	3B	HR	RBI	SH	SF	HBP	BB	SO	SB	CS	OBP	OPS
2015	Kansas City	.071	5	14	1	1	0	0	0	2	0	0	0	1	7	0	0	.133	.205

CASTRO'S ALL-STAR GAME RECORD

YEAR	HOST	AVG	G	AB	R	H	2B	3B	HR	RBI	SH	SF	HBP	BB	SO	SB	CS	OBP	OPS
2013	New York-NL	DID NOT PLAY																	



60 JAKE CAVE



OUTFIELDER

H/W: 6-0/200 B/T: L/L
Age: 26
Born: 12/4/1992 in Hampton, VA
Resides: Hampton, VA

Acquired: Trade with NYY, 3/16/18
M.L. Service: 1 year, 72 days
Contract Status: Signed thru 2019

PERSONAL: Andrew Jacob Cave...Twitter: @JakeCave8...Instagram: @jakecave8...graduated in 2011 from Kecoughtan (Va.) High School...as a senior, hit .627 with 16 extra-base hits and a .725 OBP...also pitched, going 6-3 with a 1.65 ERA and 101 strikeouts in 55.0 IP...named Co-Eastern Region "Player of the Year" in Virginia...was ranked by Perfect Game as the No. 25 player in the high school class of 2011...had committed to LSU prior to signing with the Yankees...participated in 2018-19 Twins Winter Caravan.

2019:

- Made Twins Opening Day roster for first time in career as club's fourth outfielder.
- Had five different stints with the Twins (from Triple-A Rochester).
- Hit in 15 straight games for Triple-A Rochester May 24-June 7...hit .403 (25-for-62) with 10 doubles, two triples, one home run, 13 RBI, and 15 runs scored during the streak.
- Hit four doubles for Red Wings June 6 at Syracuse, the first International League player to do so since Kevin Pillar for Buffalo on June 26, 2013 at Gwinnett.
- Named Twins minor league Player of the Week June 9, hitting .417 (15-for-36) with seven doubles, two triples, one home run and nine RBI in eight games.
- Recorded his first career multi-home run game on August 23 vs. Detroit...Miguel Sanó also hit two home runs that night, registering the 25th and 26th multi-HR games by a Twin, surpassing the previous MLB record of 24, set by the 2018 Yankees, 1966 Braves and 1961 Yankees.
- Tied a career-long with an eight-game hitting streak from August 6-20, in which he batted .500/.533/.643 (14-for-28) with four doubles and five runs scored.
- Recorded second career multi-homer game August 29 at Chicago-AL, both solo shots.
- Hit .361 (22-for-61) with six doubles, five home runs, nine RBI and 13 runs scored in 21 August games.
- Hit the second of back-to-back home runs with C.J. Cron on Sept. 29 at Kansas City.
- After being recalled for fifth and final time on August 3, batted .304/.375/.564 (35-for-115) with eight doubles, two triples, six home runs and 16 RBI in 37 games.
- Played in 45 games (34 starts) in right field, 23 games (13 starts) in center field and 10 games (7 starts) in left field.

2018: Designated for assignment by New York-AL on March 12...traded to Minnesota for right-handed pitcher Luis Gil on March 16...optioned to Triple-A Rochester...made major league debut on May 19 vs. Milwaukee, going 1-for-3 with two runs scored...first major league hit was a home run in the fourth inning off of Freddy Peralta...one of 12 players in club history to hit first career homer in first game as a Twin and one of 11 in first career game overall (Eric Fryer homered in first game as Twin in 2013 but spent time previously with Pittsburgh)...first since Eddie Rosario in 2015...had three stints with Rochester, March 23-May 19, May 24-June 9, and June 14-June 25...in 59 games hit .269 (58-for-216) with 26 runs scored, nine doubles, one triple, six home runs, 26 walks, 55 strikeouts, 28 RBI and four stolen bases...had season-high eight-game hitting streak July 5-13, hitting .520 (13-for-25) during that span...recorded first career grand slam on August 25 vs. Kansas City in the second inning off Danny Duffy...walked three times in a game on August 26 vs. Oakland, first multi-walk game of his career...hit a home run in all three games in Texas series August 31-September 2 at Globe Life Park...hit .287 (62-for-216) with 10 home runs vs. right-handed pitching and .194 (13-for-67) with three home runs vs. left-handed pitching...hit .313 (42-for-134) in 43 home games and .221 (33-for-149) in 48 road games...led team in games played in centerfield with 70 (65 starts)...ranked tied for first among AL rookies Post-All-Star Break in games (65), fifth in homers (10) and RBI (33), and eighth in hits (51)...given Bill Boni Award for Twins Most Outstanding Rookie, voted upon by the Twin Cities Chapter of the BBWAA.

2017: Hit a combined .305 (124-for-406) with 66 runs, 26 doubles, five triples, 20 home runs in 103 games between Double-A Trenton and Triple-A Scranton/Wilkes-Barre...tied for the Yankees organizational lead and set a new career high with 20 home runs (previously 8 in 2016)...also ranked third in batting average (.305)...hit .343 (98-for-286) with 17 home runs vs. right-handed pitching...did not commit an error...was transferred to Scranton/Wilkes-Barre on June 6 and hit .324 (90-for-278) with 47 runs, 13 doubles, three triples, 15 home runs and 38 RBI in July 8 win vs. Lehigh Valley, going 3-for-3 with two runs, one double, one walk and one stolen base...earned International League Player of the Month honors for July after hitting .390 (41-for-105) with 25 runs, seven home runs, and 21 RBI in 26 games...was named International League Player of the Week for July 17-23 when he hit .577 (15-for-26) with six runs, two doubles, two home runs and 8 RBI in seven games...compiled a 19-game hitting streak from July 15-August 4, hitting .440 (33-for-75) with three doubles, one triple, six home runs, and 15 RBI; it was the second-longest hitting streak in the International League in 2017...following the season, was named an Organizational All-Star by MiLB.com...added to the Yankees' 40-man roster November 6.

CAREER HIGHS

Hits: 3, 5x, last 8/17/19 at TEX
RBI: 4, 8/5/18 vs. KC
HR: 2, 2x, last 8/29/19 at CWS
GS: 1, 8/5/18 vs. KC
SB: 1, 2x, last 9/11/18 vs. NYY
Hit-Streak: 8, 2x, last 8/6-20/19

WALK-OFF HITS

None

MULTI-HR GAMES

8/23/19 vs. DET
8/29/19 at CWS



2016: Was re-acquired by New York-AL from Cincinnati as a Rule 5 Draft on April 5...split the season between Double-A Trenton (New York-AL) and Triple-A Scranton/Wilkes-Barre, combining to hit .268 (114-for-426) with 59 runs, 26 doubles, nine triples, eight home runs and 55 RBI in 116 games...began the season by batting .288 (30-for-104) with 12 runs, eight doubles, three triples, three home runs and 17 RBI in 27 games with Trenton...was promoted to Scranton/Wilkes-Barre May 11 and hit .261 (84-for-322) with 18 doubles, six triples, five home runs and 38 RBI in 89 games...appeared in eight postseason games with Scranton/Wilkes-Barre and hit .370 (10-for-27) with four runs, two doubles, one home run, four RBI and five walks...in 26 spring training games with Cincinnati, hit .255 (14-for-55) with six runs, one double, one triple, one home run, five RBI and 8 walks.

2015: Split the season between Double-A Trenton (New York-AL) and Triple-A Scranton/Wilkes-Barre and hit a combined .278 (147-for-529) with 72 runs, 25 doubles, six triples, two home runs, 39 RBI and 17 stolen bases in 132 games...hit .304 (123-for-405) vs. right-handed pitching...spent a majority of the season with Trenton, where he hit .269 (136-for-505) with 68 runs, 22 doubles, five triples, two home runs, and 37 RBI in 125 games...promoted to Scranton/Wilkes-Barre September 1 and hit .458 (11-for-24) with four runs, three doubles, one triple and two RBI in seven games...tied a career high with five hits on September 6 at Syracuse (5-for-5)...selected by Cincinnati in the first round of the Major League phase of the 2015 Rule 5 Draft December 10.

2014: Combined at Single-A Tampa (New York-AL) and Double-A Trenton to bat .294 (165-for-561) with 74 runs, 28 doubles, nine triples, seven home runs and 42 RBI in 132 games...tied for ninth among all minor leaguers in hits...started the season with Tampa, where he batted .304 (117-for-385) with 50 runs, 18 doubles, four triples, three home runs, 24 RBI and 10 stolen bases in 90 games...named a Florida State League Midseason and Postseason All-Star...ranked fourth in the FSL in batting average...had a pair of five-hit games: April 27 vs. Lakeland (5-for-5) and June 25 at Clearwater (5-for-6)...promoted to Trenton July 16 and hit .273 (48-for-176) with 24 runs, 10 doubles, five triples, four home runs, 18 RBI and 18 walks in 42 games.

2013: Spent the entire season with Single-A Charleston (New York-AL) where he hit .282 (132-for-464) with 69 runs, 37 doubles, six triples, two home runs, 31 RBI and 18 stolen bases in 115 games...ranked ninth among Yankees minor leaguers in batting average...tied for third in the South Atlantic League in doubles.

2012: Did not play due to injury.

2011: Made his professional debut with the GCL Yankees, appearing in one game (0-for-1) with one walk.

PROFESSIONAL: Selected by New York-AL in the sixth round of the 2011 First-Year Player Draft...selected by Cincinnati in the first round of the Major League phase of the 2015 Rule 5 Draft December 10, 2015, and re-acquired from the Reds as a Rule 5 Draft return on April 5, 2016.

CAVE'S PLAYING RECORD																			
YEAR	CLUB	AVG	G	AB	R	H	2B	3B	HR	RBI	SH	SF	HB	BB	SO	SB	CS	OBP	OPS
2011	GCL Yankees	.000	1	1	0	0	0	0	0	0	0	0	0	1	0	0	0	.500	.500
2012	DID NOT PLAY - INJURED																		
2013	Charleston	.282	115	464	69	131	37	6	2	31	4	4	8	40	110	18	9	.347	.748
2014	Tampa	.304	90	385	50	117	18	4	3	24	1	0	6	28	80	10	3	.354	.749
	Trenton	.273	42	176	24	48	10	5	4	18	2	0	3	18	44	2	3	.344	.798
2015	Trenton	.269	125	505	68	136	22	5	2	37	5	5	5	43	98	17	3	.330	.674
	Scranton/WB	.458	7	24	4	11	3	1	0	2	0	1	1	3	8	0	0	.517	1.184
2016	Trenton	.288	27	104	12	30	8	3	3	17	0	1	1	10	28	3	4	.353	.863
	Scranton/WB	.261	89	322	47	84	18	6	5	38	1	1	4	26	78	3	3	.323	.724
2017	Trenton	.266	31	128	19	34	13	2	5	18	1	1	0	10	33	1	0	.317	.832
	Scranton/WB	.324	72	278	47	90	13	3	15	38	0	0	1	18	82	1	3	.367	.921
2018	Rochester	.269	59	26	58	9	1	6	28	0	4	4	4	26	55	4	2	.352	.755
	MINNESOTA	.265	91	54	75	16	2	13	45	2	3	3	3	18	102	2	1	.313	.786
2019	Rochester	.352	48	196	37	69	18	4	7	39	0	3	0	15	50	5	0	.393	.984
	MINNESOTA	.258	72	198	28	51	11	2	8	25	0	1	8	21	71	0	0	.351	.805
Minor League Totals		.289	706	2799	403	808	169	40	52	290	14	20	27	238	666	64	30	.348	.781
Major League Totals		.262	163	481	82	126	27	4	21	70	2	4	11	39	173	2	1	.329	.795

CAVE'S CAREER FIELDING RECORD								
POSITION	PCT	G	PO	A	E	TC	DP	PB
Outfield	.976	158	282	8	7	297	2	—



24 C.J. CRON



FIRST BASEMAN

H/W: 6-4/235 B/T: R/R
Age: 29
Born: 1/5/1990 in Fullerton, CA
Resides: Scottsdale, AZ

Acquired: Claimed off waivers from TB, 11/26/18
M.L. Service: 5 years, 97 days
Contract Status: Signed thru 2019

PERSONAL: Christopher John Cron (pronounced croan)...Instagram: @ccron24...C.J.'s father, Chris, played briefly in the majors with the Los Angeles-AL (1991) and Chicago-AL (1992) and spent 2019 as manager for Triple-A Reno in the Arizona organization...his brother, Kevin, is a first baseman in the Diamondbacks organization and made his major league debut in 2019...his cousin, Chad Moeller, was a catcher for 11 seasons in the majors (began career with Twins in 2000)...C.J. was the starting first baseman and cleanup hitter for the U.S. team in the 2013 Futures Game at Citi Field, and went 2-for-4...his father managed in the Tigers organization at the time for Double-A Erie and was on the coaching staff for that game...it was the first time he coached his son since father ball in high school...C.J. was on a 10-game homerless drought in August 2017 when two-time AL Most Valuable Player Mike Trout offered up season tickets to the NBA's Phoenix Suns in exchange for a multi-HR game...he homered in his first and last at-bats of an 8-2 win over the Athletics...the diehard Suns fan tweeted after the game: "Who wants to go to a Suns game? @MikeTrout I'll save the 76ers game for you."

CAREER HIGHLIGHTS: Twins mark third organization: Los Angeles-AL (2011-17), Tampa Bay (2018)...eclipsed the 30-home run mark in 2018, the ninth player in Tampa Bay's history to do so...named to 2013 Futures Game for the U.S. Team...named to Arizona Fall League Rising Stars Game in 2013...ranked by *Baseball America* as the No. 2 prospect in the Angels system in 2013.

2019:

- Was Twins Opening Day first baseman in his first season with the Twins; fifth career Opening Day roster (3 with Los Angeles-AL and 1 with Tampa Bay).
- Recorded four-plus hits four times in a 14-game span from May 8-23, including a season-high five hits May 23 at Los Angeles-AL.
- Hit .299 (32-for-107) with seven doubles, eight home runs, 21 RBI, 11 walks and 20 runs scored in 27 May games.
- Recorded 11th career multi-homer game May 18 at Seattle, both solo shots.
- Was one of the three AL first basemen on the "Starters Election" ballot, along with Carlos Santana (electee) and Luke Voit.
- Placed on 10-day Injured List with right thumb inflammation July 6; missed five games (mostly over All-Star break) and reinstated July 16...the injury never fully healed, so he was placed back on the 10-day Injured List again on July 22 (retro to July 21), missing another 12 games...reinstated August 3.
- Recorded four three-RBI games in a seven-game span August 20-30.
- Hit the first of back-to-back home runs with Jake Cave on Sept. 29 at Kansas City.
- Slashed .326/.385/.636 vs. left-handed pitchers (42-for-129, but .225/.281/.404 (74-for-329) off righties.
- Finished with 25 home runs, his second consecutive season with 25-or-more homers (30 in 2018 w/ Tampa Bay).

2018: Spent first season with Tampa Bay after being traded on February 17, in exchange for a Player to be Named Later (Luis Rengifo)...started at first base on Opening Day vs. Boston, his fourth Opening Day roster (all starts)...was one of only three players to make the Opening Day roster and remain on the active roster for the entire season, joining Sergio Romo and Jesús Sucre...reached base safely in a career-long 25 consecutive games from April 21-May 19...recorded two multi-homer games: April 21 vs. Minnesota and July 29 at Baltimore...broke a scoreless tie with a two-run ninth inning homer off Shane Greene on April 30 at Detroit...it was the second time in his career he hit a go-ahead homer in the 9th inning or later, following May 31, 2016 vs. Detroit...hit 16th homer June 19 at Houston off Justin Verlander to match his home run total from each of the previous three seasons...reached 16 homers in his 70th game compared to 113 games in 2015, 116 games in 2016 and 100 games in 2017...hit a home run 464 foot August 18 at Boston...according to *StatCast*, matching the longest by a Ray since *StatCast* started tracking them in 2015...it was also the fifth-longest hit at Fenway Park over that span and third-longest by a visiting player, behind Manny Machado on May 4, 2017 (466 feet) and Nelson Cruz on June 22, 2018 (465 feet)...hit a solo homer in the second inning for his 30th of the season September 29 vs. Toronto...the homer was the first of his career on a 3-0 pitch...set career-highs with 140 games, 68 runs, 127 hits, 28 doubles, 30 home runs and 74 RBI...14 of his 30 HR gave the Rays a lead, tied for fourth-most in the AL and tied for second-most for a single season in franchise history behind Carlos Peña (15) in 2007...hit 19 HR on the road, tied for seventh in the majors and tied for fourth in the AL...appeared in 140 games and made 125 starts (67 as designated hitter and 58 at first base)...was hit by pitch 17 times, third-most in the AL...became the ninth player in club history with 30 home runs in a season, joining Evan Longoria (4), Carlos Peña (3), Steven Souza Jr., Logan Morrison, Brad Miller, Aubrey Huff, Fred McGriff and José Canseco...his 30 HR were 14 more than his previous career high and were more than twice as many as any other Rays player, ahead of Wilson Ramos (14)...hit 20.0% of the team's homers.

CAREER HIGHS

Hits: 6, 7/2/16 at BOS
RBI: 6, 7/4/15 vs. TEX
HR: 2, 12x, last 5/18/19 at SEA
GS: 2, last 7/1/16 at BOS
SB: 1, 9x, last 5/17/18 at LAA
Hit-Strike: 12, 8/24-9/5/16

WALK-OFF HITS

5/31/16 vs. DET (HR)

MULTI-HR GAMES

6/27/14 at KC
7/10/15 at SEA
9/13/15 vs. HOU
5/31/16 vs. DET
7/2/16 at BOS
7/5/16 at TB
8/30/16 vs. CIN
8/29/17 vs. OAK
4/21/18 vs. MIN
7/29/18 at BAL
5/18/19 at SEA



2017: Made his third consecutive Opening Day roster...started on Opening Day at first base for the second consecutive year, after starting at designated hitter on Opening Day in 2015...was on the 10-day DL with a left foot contusion from April 29–May 13...appeared in 100 games with 92 starts, all at first base, over three stints with the Angels: Opening Day–May 21, June 3–22 and July 7 through the end of the season...his 42 RBI after the break tied Luis Valbuena for 2nd on the team behind Albert Pujols (47)...on May 21 at New York-NL, hit his second career grand slam, in the 1st inning off Tommy Milone.

2016: In first full season in the majors, established career highs with 116 games, 51 runs, 113 hits, 25 doubles, 69 RBI, a .278 average, .325 OBP and .467 slugging percentage...accomplished this despite missing six weeks with a left hand fracture...appeared in six games on a rehab assignment with Triple-A Salt Lake (Los Angeles-AL)...underwent arthroscopic surgery on his left thumb on July 12, performed by Dr. Steve Shin in Los Angeles...on July 1 at Boston, hit his first career grand slam, off Steven Wright...recorded four multi-HR games, tied for 6th in the AL.

2015: Had three stints in the majors: Opening Day–May 24, June 6–13 and June 29 through the end of the season...started at designated hitter in the season opener, his first career Opening Day roster...on July 4 at Texas, recorded a career-high 6 RBI, including a 3-run homer in the 6th inning...was the first 6-RBI game by an Angel since Kendrys Morales on July 30, 2012 at Texas...on August 7 vs. Baltimore, hit the first pinch-hit home run of his career, off Brad Brach in the seventh inning...tied for fifth in the AL with 20 RBI in September.

2014: Had three stints with the Angels...his first career major league action...was on the active roster from May 3–July 18, June 23–August 9 and September 2 through the end of the season...made major league debut on May 3 vs. Texas, going 3-for-5 with one double and two RBI as the starting first baseman; first hit coming off Matt Harrison...his 3 hits matched the most ever by an Angel in his major league debut, joining Kendrys Morales (2006), Lee Stevens (1990) and Gil Flores (1977)...according to Stats LLC, became the first AL player with a pair of go-ahead hits in his major league debut since Baltimore's Don Baylor on September 18, 1970 vs. Cleveland...his 11 HR tied for 6th among AL rookies.

2013: Spent entire season with Double-A Arkansas (Los Angeles-AL)...tied for the Texas League lead with 36 doubles, ranked 2nd with 142 hits and 51 extra-base hits and 5th with 222 total bases and 83 RBI, which was 3rd among Angels minor leaguers...named to the Texas League mid-season All-Star team...started for the U.S. team in the Futures Game in July at Citi Field...hit .413/.467/.700 (33-for-80) with 5 HR and 20 RBI in 20 games for the Mesa Solar Sox in the Arizona Fall League...led the league in batting average...named to the AFL Rising Stars Game...played 16 games for the Leones del Escogido in the Dominican Winter League...ranked by *Baseball America* as the No. 2 prospect in the Angels system following the season.

2012: Led the minors with 123 RBI in 2012, one shy of the Angels single-season minor league record...spent the season with Single-A Inland Empire (Los Angeles-AL) and led the California League with 271 total bases...tied for 2nd in the league with 61 extra-base hits and tied for third with 27 HR, which led Angels minor leaguers...named to the California League Postseason All-Star Team and was the league's Rookie of the Year...named to the Angels Organizational All-Star Team by MLB.com...underwent surgery in late-August to repair a torn labrum in his right shoulder, which he had played with since his final season in college...ranked by *Baseball America* as the No. 3 prospect in the Angels system and No. 9 prospect in the California League following the season...the publication also tabbed him as the Best Power Hitter in the organization for a second consecutive year and in the California League in its Best Tools survey.

2011: Appeared in 34 games for Rookie-level Orem (Los Angeles-AL) before dislocating his right kneecap during a swing...led the Pioneer League with 13 HR and 41 RBI at the time of the injury...underwent surgery on the knee in the offseason...named to the Angels Organizational All-Star Team by MLB.com...ranked by *Baseball America* as the No. 5 prospect in the Angels system and No. 4 prospect in the Pioneer League following the season.

PROFESSIONAL: Originally drafted by Chicago-AL in the 44th round of the 2008 First-Year Player Draft, but did not sign, opting to play collegiately at the University of Utah...selected again by Los Angeles-AL in the first round of the 2011 First-Year Player Draft...signed by Angels scout John Gracio.

CRON'S PLAYING RECORD																				
YEAR	CLUB	AVG	G	AB	R	H	2B	3B	HR	RBI	SH	SF	HB	BB	SO	SB	CS	OBP	OPS	
2011	Orem	.308	34	143	30	44	5	1	13	41	0	4	1	5	10	34	0	0	.371	1.000
2012	Inland Empire	.293	129	525	73	154	32	2	27	123	0	4	11	17	72	3	4	.327	.843	
2013	Arkansas	.274	134	519	56	142	36	1	14	83	0	8	15	23	83	8	4	.319	.746	
2014	Salt Lake	.316	49	190	30	60	14	1	7	33	0	1	4	18	40	2	1	.385	.896	
	LOS ANGELES-AL	.256	79	242	28	62	12	1	11	37	0	0	1	10	61	0	0	.289	.739	
2015	Salt Lake	.323	23	93	15	30	10	2	6	23	0	1	0	4	14	0	0	.347	1.014	
	LOS ANGELES-AL	.262	113	378	37	99	17	1	16	51	0	3	5	17	82	3	1	.300	.739	
2016	Salt Lake	.150	6	20	0	3	1	0	0	2	0	1	0	3	5	1	0	.250	.450	
	LOS ANGELES-AL	.278	116	407	51	113	25	2	16	69	0	5	7	24	75	2	3	.325	.792	
2017	Salt Lake	.268	22	82	11	22	6	0	4	23	0	3	4	7	15	1	0	.344	.832	
	LOS ANGELES-AL	.248	100	339	39	84	14	1	16	56	0	3	7	22	96	3	2	.305	.741	
2018	TAMPA BAY	.253	140	501	68	127	28	1	30	74	0	5	17	37	145	1	2	.323	.816	
2019	GCL Twins	.000	1	4	0	0	0	0	0	0	0	0	0	0	0	0	0	.000	.000	
	Ft. Myers	.250	1	4	1	1	0	0	1	1	0	0	0	0	0	0	0	.250	1.000	
	MINNESOTA	.253	125	458	51	116	24	0	25	78	0	2	10	29	107	0	0	.311	.780	
Minor League Totals		.289	399	1580	216	456	104	7	72	329	0	19	39	82	263	15	9	.335	.835	
Major League Totals		.258	673	2325	274	601	120	6	114	365	0	18	47	139	566	9	8	.311	.774	

CRON'S CAREER FIELDING RECORD									
POSITION	PCT	G	PO	A	E	TC	DP	PB	
First Base	.993	595	3502	240	27	3769	330	—	

CRON'S DIVISION SERIES RECORD																			
YEAR	OPPONENT	AVG	G	AB	R	H	2B	3B	HR	RBI	SH	SF	HB	BB	SO	SB	CS	OBP	OPS
2014	Kansas City	.111	3	9	1	1	0	0	0	0	0	0	0	2	4	0	0	.273	.495



23 NELSON CRUZ



DESIGNATED HITTER

H/W: 6-2/230

B/T: R/R

Age: 39

Born: 7/11/1980 in Las Matas de Santa Cruz, DR

Resides: Las Matas de Santa Cruz, DR

Acquired: Signed as free agent, 1/2/19

M.L. Service: 12 years, 82 days

Contract Status: Signed thru 2019 (club option for '20)

PERSONAL: Nelson Ramon Martinez Cruz Jr...Twitter: @ncboomstick23...Instagram: @ncboomstick23...resides in Las Matas de Santa Cruz, Dominican Republic...daughter, Giada...also has a son, Nelson David...both his parents were school teachers...played basketball for the Dominican Republic Junior National Team...was the recipient of the 2010 Harold McKinney Good Guy Award by Texas media...started the Boomstick Foundation to help his communities in the Dominican Republic and started same foundation in Minnesota...enjoys spending time with family and playing dominos...hosted a vitilla (game native to Dominican Republic - essentially stickball) clinic with RBI All-Stars in 2019...winner of the 2019 Pohlad Award for Community Service...raised funds through the Big League Impact ALL WIN campaign in 2019, impacting the Education Center in Monte Cristi, DR.

CAREER HIGHLIGHTS: Has most home runs in baseball since 2014 (244)...has hit 401 career home runs over parts of 15 major league seasons with Milwaukee (2005), Texas (2006-2013), Baltimore (2014), Seattle (2015-18) and Minnesota (2019) - 57th most home runs in baseball history...recorded three home runs twice in a nine-game span in 2019, becoming the 23rd player in baseball history with multiple three-homer games in a season (first in Twins history); the first in MLB history with multiple after turning 39...reached 35-plus homers in 2019, the ninth player in baseball history to hit 35-plus in at least six consecutive seasons, joining Alex Rodriguez (11, 1998-2008), Sammy Sosa (10, 1995-2004), Jimmie Foxx (9, 1930-40), Rafael Palmeiro (9, 1995-2003), Babe Ruth (7, 1926-32), Ralph Kiner (7, 1947-53), Adam Dunn (7, 2004-10) and Willie Mays (6, 1961-66)...is the only player to hit 20-or-more home runs in each of last 11 seasons...named to AL All-Star team six times (2009, '13, '14, '15, '17 & '18), starting in two games ('14 & '15)...given Louisville Slugger Silver Slugger Award in 2015 & '17...named Orioles MVP in 2014 and Mariners MVP in 2017...named AL Player of the Month once (April 2015)...placed second in State Farm Home Run Derby in 2009 (Prince Fielder)...named AL Player of the Week six times in career (May 2010, May 2014, September 2014, April 2015, June 2018, July 2019)...2011 ALCS MVP (with Texas) is a career .292 hitter (45-for-154) with 16 home runs, 34 RBI and a 1.016 OPS in 41 postseason games.

2019:

- Was Twins Opening Day designated hitter March 28 vs. Cleveland; 13th career Opening Day roster.
- Hit Twins first home run of season, March 31 vs. Cleveland, a two-run shot off Carlos Carrasco; second straight season going deep of Carrasco in his season debut.
- Placed on 10-day Injured List with a left wrist strain May 17...played two games on rehab assignment with Single-A Ft. Myers and was reinstated June 3.
- Recorded seven multi-homer games on the season: April 20 at Baltimore, April 26 vs. Baltimore, June 29 at Chicago-AL, July 25 (3) at Chicago-AL, August 3 (3) vs. Kansas City, August 6 vs. Atlanta and September 19 vs. Kansas City...the seven multi-home run games were the most in a single season by a Twin, passing Harmon Killebrew who had six in 1964.
- Homered in four straight games June 6-9, one game short of his career-long homer streak and one short of tying the club record.
- Hit .303 (27-for-89) with five doubles, nine home runs, 24 RBI, 13 walks, a .398 OBP, .663 SLG and 1.061 OPS in 22 June games...ranked fifth in the AL in slugging and seventh in OPS.
- Was one of the three AL designated hitters on the "Starters Election" ballot, along with Hunter Pence (electee) and J.D. Martinez.
- Hit 20th home run July 22 vs. New York-AL off CC Sabathia, becoming the only player to reach 20-plus homers in each season since 2009...became 34th player to hit 20-plus home runs in 11 consecutive seasons.
- Hit three home runs July 25 at Chicago-AL, becoming ninth different Twin (11th different instance) to homer three times in a game, joining Killebrew (1963), Allison (1963), Oliva (1973), Morneau (2007), Dozier (2016), Kepler (2016 & 2019), Rosario (2017 & 2018) and Buxton (2017).
- Recorded another three-homer game nine days later August 3 vs. Kansas City...became 23rd player in baseball history with multiple three-homer games in a season (first in Twins history); the first in MLB history with multiple after turning 39...joined Doug DeCinces (8/3 & 8, 1982) and Johnny Mize (7/13 & 20, 1938) as the only players to homer three times within 10 days...the third home run was his 30th, setting a club record for home runs by a designated hitter, passing Chili Davis' 29 in 1991.

CAREER HIGHS

Hits: 5, 7/5/14 at BOS

RBI: 8, 2x, last 5/25/12 vs. TOR

HR: 3, 2x, last 8/3/19 vs. KC

GS: 9, last 7/23/16 at TOR

SB: 3, 4/20/10 at BOS

Hit-Streak: 21, 7/21-8/11/15

WALK-OFF HITS/PA'S

5/13/07 vs. LAA (HR)

5/19/10 vs. OAK (SF)

7/27/10 vs. OAK (HR)

8/13/10 vs. BOS (HR)

9/10/10 vs. NYY (HR)

9/29/10 vs. SEA (K, WP*)

7/7/12 vs. MIN (2B)

4/19/15 vs. TEX (1B)

5/15/15 vs. BOS (1B)

4/16/17 vs. TEX (1B)

7/22/17 vs. NYY (1B)

9/22/17 vs. CLE (HR)

MULTI-HR GAMES [34X]

9/4/06 at OAK

7/28/07 at KC

9/6/08 vs. BOS

4/8/09 vs. CLE

5/23/09 at HOU

9/10/10 vs. NYY

6/6/11 vs. DET

8/26/11 vs. LAA

6/23/12 vs. COL

6/17/13 vs. OAK

4/23/14 at TOR

5/28/14 at MIL

9/7/14 at TB

4/13/15 at LAD

4/19/15 vs. TEX

5/2/15 at HOU

7/22/15 at DET

6/7/16 vs. CLE

6/23/16 at DET

7/23/16 at TOR

9/25/16 at MIN

8/6/17 at KC

8/9/17 at OAK

6/11/18 vs. LAA

6/22/18 at BOS

7/28/18 at LAA

8/2/18 vs. TOR

4/20/19 at BAL

4/26/19 vs. BAL

6/29/19 at CWS

7/25/19 at CWS (3)

8/3/19 vs. KC (3)

8/6/19 vs. ATL

9/19/19 vs. KC



- Named AL Player of the Week July 29, posting a slash line of .414/.485/1.172 with 10 runs, 12 hits, one double, seven home runs, 13 RBI and three walks in seven games.
- Placed on 10-day Injured List August 9 with a left wrist strain, an injury he suffered during a missed swing August 8 vs. Cleveland; reinstated August 19.
- Went 4-for-5 with three doubles and one home run August 20 vs. Chicago-AL...became sixth Twin (7th instance) to have four extra-base hits in a game, first since Michael Cuddyer on September 21, 2005 at Oakland.
- Hit 35th home run September 3 at Boston, marking his sixth straight season with 35-plus...became ninth player in baseball history to hit 35-plus in at least six consecutive seasons, joining Alex Rodriguez (11, 1998-2008), Sammy Sosa (10, 1995-2004), Jimmie Foxx (9, 1930-40), Rafael Palmeiro (9, 1995-2003), Babe Ruth (7, 1926-32), Ralph Kiner (7, 1947-53), Adam Dunn (7, 2004-10) and Willie Mays (6, 1961-66).
- Hit .397 (29-for-73) with six doubles, eight home runs, 27 RBI and a 1.253 OPS in 19 August games...ranked second in baseball in OPS during the month and fourth in batting average.
- Drew 600th career walk September 17 vs. Chicago-AL.
- Had seventh multi-homer game of season September 19 vs. Kansas City, while collecting five RBI...marked his fifth different five-RBI game of the season, a Twins record (passed Jason Kubel, who had four in 2009).
- Hit 39th home run September 20 vs. Kansas City...reached the 100 RBI mark in same game, joining Eddie Rosario as 10th set of teammates in club history to have 100-plus RBI, first since Jason Kubel (103) and Justin Morneau (100) in 2009.
- Hit 40th home run of season and 400th of career September 22 vs. Kansas City, off Gabe Speier...became the third Twin to ever reach 40 home runs, joining Brian Dozier (2016) and Harmon Killebrew (1961, '62, '63, '64, '67, '69 & '70)...became third player to hit 40 homers at age 39 or older, joining Hank Aaron (1973) and Barry Bonds (2003 & '04)...became 26th player in baseball history with four-plus seasons of 40 home runs-or-more...became 57th player in baseball history to reach 400...became the ninth Dominican-born player to reach 400 homers, joining Pujols, Sosa, M. Ramirez, Ortiz, Beltré, Guerrero, Encarnación and Soriano.
- Finished the season with 41 home runs and 401 for his career, good for 57th in Major League Baseball history...began season with 360 career homers and during season, passed 28 players on baseball's all-time list, including Hall of Famers Joe Dimaggio, Ralph Kiner, Carlton Fisk, Tony Pérez, Orlando Cepeda, Jim Rice, Harold Baines, Johnny Bench and Al Kaline.
- Hit 25 home runs after the All-Star break, the fourth-most post-ASG homers in Twins history, behind Killebrew (30 in 1962 and 28 in '63) and Dozier (28 in 2016).
- Cruz finished with a 1.031 OPS, tying the highest in Twins history with Joe Mauer's 2009 campaign, and was tied for third in Twins/Senators history, behind Goose Goslin's 1.057 in 1928 and Ed Delahanty's 1.040 in 1902.
- His 41 home runs and 108 RBI all came as a designated hitter, setting Twins single-season records in both categories (passing Chili Davis' 29 homers at the position in 1991 and Paul Molitor's 100 RBI as a DH in 1996).
- Slashed .354/.435/.734 in 62 games against the American League Central (84-for-237) with 25 home runs, 74 RBI and a 1.169 OPS.
- Finished the year ranked second in slugging (.639) and OPS (1.031) in the American League, T-second in 3-hit games (18), third in batting WAR (4.0), T-third in home runs (41), fourth in OBP (.392), T-fourth in average (.311) and seventh in RBI (108)...also ranked first in baseball in average exit velocity (93.7 MPH), hard hit percentage (51.5%) and barrels-per-plate appearance (12.5%) (min. 300 batted balls).

2018: Spent fourth season with Seattle...homered in each of the Mariners' first two games of the season (March 29 off Corey Kluber and March 31 off Carlos Carrasco)...fourth time in his career that Cruz has homered in each of his club's first two games...became the first player in major league history to homer in each of his first two games of a season on four occasions...accomplished this feat in 2010 (TEX), 2011 (TEX), 2014 (BAL) and 2018 (SEA)...placed on 10-day disabled list with a sprained right ankle April 3 (retroactive to April 1); reinstated April 14...recorded his 1,500th career hit, an RBI-single, on June 16 vs. Boston...hit 20th home run of the season on June 22 vs. Boston, becoming the only player with at least 20 home runs in each of the last 10 seasons, dating back to 2009...named AL Player of the Week for June 18-24 (5th career honor), hitting .500 (12-for-24) with eight runs, two doubles, one triple, three home runs, eight RBI, two walks, a .538 on-base percentage and a 1.042 slugging percentage (1.580 OPS) in six games...hit .326 (31-for-95) with 20 runs, three doubles, one triple, 11 home runs, 24 RBI, 14 walks, a .418 on-base percentage and a .726 slugging percentage (1.144 OPS) in 26 June games...among American League leaders for the month of June, ranked first in slugging percentage, first in OPS, tied for first in home runs, third in RBI, tied for sixth in runs, seventh in on-base percentage and 14th in average...earned his sixth career All-Star selection, his fifth in the last six seasons (also: 2009, 2013, 2014, 2015 and 2017)...drew a walk in his only plate appearance at the All-Star Game in Washington, D.C...recorded 1,000th career RBI with a solo home run on September 12 vs. San Diego...became the 11th active player to record at least 1,000 career RBI and the sixth player to record his 1,000th RBI in a Mariners uniform...hit his 35th home run of the 2018 season on September 12 vs. San Diego, becoming only player in baseball to reach the 35-home run plateau in each of the last five seasons since 2014 and the fifth player in Major League history with at least five seasons of 35-or-more home runs at age-33 or older, joining Barry Bonds (6), Rafael Palmeiro (6), Henry Aaron (5) and Babe Ruth (5)...hit 21 home runs at Safeco Field, tied with Richie Sexson in 2005 for most home runs at Safeco Field in a single season...his 21 home runs at home were fifth-most in the AL/ninth-most in the majors...hit by a pitch 14 times, the fourth-most in the AL...had five home runs that were estimated at 440 feet or further (Statcast), tied for third-most such home runs in baseball (also: Nolan Arenado-COL and Giancarlo Stanton-NYY)...trailed only Trevor Story-COL (9) and Joey Gallo-TEX (7)...finished eighth in the AL in home runs (37), ninth in RBI (97), 11th in slugging percentage (.509) and 14th in OPS (.850).

2017: Led the American League in RBI with 119...became the first Mariner to lead the AL in RBI since Bret Boone in 2001 (141 RBI)...named the Mariners Player of the Year by the Seattle chapter of the Baseball Writers Association of America...hit his 300th career home run on July 7 vs. Oakland; became the seventh player to hit his 300th career home run with the Mariners...made his fifth career All-Star Game appearance, going 0-for-2 in Miami...recorded his 100th home run as a Mariner on June 4 vs. Tampa Bay in his 362nd game with Seattle...led the American League with 59 RBI on the road...recorded 50 hits with runners in scoring position, second-most in the American League, trailing only teammate Robinson Cano (51)...selected as a nominee for the Heart and Hustle Award as well as the Hank Aaron Award...was a finalist for the Marvin Miller Man of the Year Award.

2016: Hit .287 (169-for-589) with 96 runs, 27 doubles, one triple, 43 home runs, 105 RBI, a .360 OBP and a .555 slugging percentage in 155 games with the Mariners...led the majors with 19 home runs vs. lefties...led baseball in home runs on the road (26)...recorded a career-high 52 multi-hit games...on May 20 at Cincinnati, hit his 250th career home run...had 7 RBI on July 23 at Toronto, the third time in career with 7+ RBI vs. Toronto (also: 8, July 22, 2011 & May 25, 2012 w/ Texas); joined Hall of Famer Ralph Kiner as only two players in MLB history to drive in 7+ runs vs. single opponent at least three times...hit a 493-foot homer off Tyler Duffy September 24 at Minnesota; according to Statcast, was second-longest home run of 2016, trailing Miami's Giancarlo Stanton (504 ft.).

2015: Signed with Seattle in offseason...among AL leaders: second in HR (44), third in SLG (.566), fourth in OPS (.936), T-11th in multi-hit games (49), T-eighth in average (.302), T-12th in RBI (93), T-10th in XBH (67)...T-fifth in AL with 27 go-ahead RBI and T-7th with 14 game-winning RBI...led team in runs (90), home runs (44), RBI (93), walks (59), average (.302), on-base (.369) & slugging (.566)...became fourth player in Mariners history with 40-HR season: Ken Griffey Jr. (6), Jay Buhner (3), Alex Rodriguez (3)...second player to record 40-HR season during Safeco Field era (opened July 1999)...voted as starting DH for American League, fourth All-Star game selection (2009, 2013-2015) and second start (2014)...reached base safely in career-high 37 straight games July 18-August 27...extra-base hit in nine straight games July 31-August 9, second-longest streak in club history (Ken Griffey Jr., 10, July 19-29, 1993)...tied Jay Buhner (1996) for club record with 44 home runs by right-hander...hit MLB leading 27 home runs on road, T-third-most in club history behind Ken Griffey Jr. (29 in 1997), Alex Rodriguez (28 in 2000) & tied with Jay Buhner (1997)...named April AL Player of Month...named AL Player of the Week for April 13-19...hit 200th career home run April 13 at Los Angeles-NL...homered in five straight games July 31-August 4; fifth player in MLB history to homer in 5+ straight times in same season: Harmon Killebrew (1970 Twins), Frank Thomas (1994 White Sox), Barry Bonds (2001 Giants), Chase Utley (2008 Phillies).

2014: Led baseball with 40 home runs in first seasons with Baltimore...named Orioles MVP by members of Baltimore media...made AL All-Star Team for third time, earning first fan-elected start as DH with over 3-million votes...finished seventh in AL MVP voting (102.0 points)...named AL Player of the Week May 26-June 1 & Sept. 1-7...finished third in AL in RBI (108), extra-base hits (74) and total bases (322), sixth in slugging (.525)...set then single-season career-highs in plate appearances (678), runs (87), hits (166), home runs (40), RBI (108), walks (55), extra-base hits (74), and total bases (322) and tied career-high with 159 games played.

2013: Named AL All-Star for second time in career, hitting 27 HR in 109 games for Texas...ranked seventh in AL with 5.43 AB/RBI ratio (min. 400 AB)...was on restricted list August 5-September 29 (50-game suspension-MLB-Joint Drug Prevention and Treatment Program)...reinstated for Wild Card, game #163, September 30 vs. Tampa Bay.

2012: Ranked among AL leaders in doubles (4th, 45), extra-base hits (9th, 69), games (T10th, 159)...T8th in AL with nine OF assists...played for Cibao in Dominican Winter League, hitting .286 (12-for-42) in 11 games.

2011: Ranked among AL leaders in slugging (.509) and home runs (T13th, 29)...hit home run every 16.38 at-bats, seventh-best in league...on 15-day DL, May 4-22 (strained left quad) and August 29-September 12 (strained left hamstring)...named ALCS MVP vs. Detroit, batting .364 (8-for-22) with two doubles, six home runs and 13 RBI; six HR and 13 RBI were most in any single playoff series...hit first postseason walk-off slam in MLB history in 11th of Game 2 of ALCS vs. Detroit...also hit 3-run HR in 11th inning of Game 4 at Detroit, the first player ever with multiple extra-inning HR in a postseason series...hit .200 (5-for-25) in World Series vs. St. Louis.

2010: Among AL players (400+ PA), ranked fifth in slugging (.576), sixth in batting (.318) and OPS (.950)...missed 51 games during over stints on 15-day DL: April 27-May 13 (right hamstring strain), May 29-June 21 (left hamstring strain) and August 15-29 (left hamstring strain)...named AL Player of the Week, May 17-23...hit .317 (19-for-60) and with 13 runs, seven doubles, six home runs and 11 RBI in playoffs...13 extra-base hits were T2nd-most ever in one postseason, while seven doubles ranked tied-third-most...hit safely in 15 of first 16 postseason games, with 12-game hitting streak to begin playoffs, T3rd-longest hit ever to begin a postseason career.

2009: In first full MLB season, led Texas in home runs (33) and slugging (.524)...tied for eighth in AL in home runs...selected to AL All-Star team as an injury replacement for Los Angeles-Al Torii Hunter...defeated by Prince Fielder in final round of State Farm All-Star Home Run Derby...on 15-day DL, August 4-18, with left ankle sprain...tied for 4th in AL with 11 OF assists.

2008: Named Pacific Coast League MVP and Texas Tom Grieve Minor League Player of Year with Triple-A Oklahoma (Texas)...led minors with .693 slugging percentage and was 2nd in home runs (T4th, 37)...DFA'd on March 30 at end of spring, cleared waivers, and was outrighted to Triple-A April 3...won or shared Rangers Minor League Player of the Month honors in April, June, and July...named PCL All-Star...on MiLB DL, August 2-20, with strained right quad...selected by Texas on August 25 and started final 31 games in right field.

2007: Made first Opening Day roster with Texas...finished second in HR (15) with Oklahoma City despite playing in only 44 games.

2006: Split season between Triple-A Nashville (Milwaukee) and Texas...acquired by Texas in six-player trade with Milwaukee July 28...spent rest of season with Texas, hit .223 in 41 games...first MLB home run July 31 at Minnesota, a solo shot off Willie Eyre...2-HR game September 5 at Oakland, including inside-the-park HR...started for PCL in Triple-A All-Star Game.

2005: Named Brewers Robin Yount Performance Award for Minor League Player of Year...combined to hit .289 (132-for-456) with 27 HR and 81 RBI with Double-A Huntsville and Triple-A Nashville...MLB debut September 17 at Houston...had first major league hit September 28 vs. Cincinnati with double off Aaron Harang...eighth-best prospect in Brewers organization by *Baseball America*.

2001-04: Spent four season in Oakland org...ranked 4th in Midwest League and A's farm system in home runs (20) in 2003.

1998-2000: Made his professional debut with the Mets affiliate in the Dominican Summer League...in 2000, with the Mets Eastern Division affiliate in DSL led league with 15 HR and 80 RBI in 69 games...traded by New York-NL to Oakland August 30, 2000.

PROFESSIONAL: Originally signed by New York-NL as non-drafted free agent on Feb. 23, 1998.

CRUZ'S WILD CARD RECORD

YEAR	OPPONENT	AVG	G	AB	R	H	2B	3B	HR	RBI	SH	SF	HB	BB	SO	SB	CS	OBP	OPS
2012	Baltimore	.500	1	4	0	2	0	0	0	0	0	0	0	0	0	0	0	.500	1.000

CRUZ'S DIVISION SERIES RECORD

YEAR	OPPONENT	AVG	G	AB	R	H	2B	3B	HR	RBI	SH	SF	HB	BB	SO	SB	CS	OBP	OPS
2010	Tampa Bay	.400	5	20	5	8	2	0	3	3	0	0	0	0	6	1	0	.400	1.350
2011	Tampa Bay	.067	4	15	1	1	0	0	0	0	0	0	0	0	5	0	0	.067	.133
2014	Detroit	.500	3	12	4	6	0	0	2	5	0	0	0	0	3	0	0	.500	1.500
Division Series Totals		.319	12	47	10	15	2	0	5	8	0	0	0	0	14	1	0	.319	1.000

CRUZ'S LEAGUE CHAMPIONSHIP SERIES RECORD

YEAR	OPPONENT	AVG	G	AB	R	H	2B	3B	HR	RBI	SH	SF	HB	BB	SO	SB	CS	OBP	OPS
2010	New York-AL	.350	6	20	6	7	3	0	2	5	0	0	0	3	6	0	0	.435	1.235
2011	Detroit	.364	6	22	7	8	2	0	6	13	0	0	1	2	4	0	1	.440	1.713
2014	Kansas City	.250	4	16	1	4	1	0	0	2	0	0	0	2	2	0	0	.333	.646
League Championship Totals		.328	16	58	14	19	6	0	8	20	0	0	1	7	12	0	1	.409	1.254

CRUZ'S WORLD SERIES RECORD

YEAR	OPPONENT	AVG	G	AB	R	H	2B	3B	HR	RBI	SH	SF	HB	BB	SO	SB	CS	OBP	OPS
2010	San Francisco	.200	5	20	4	2	2	0	1	3	0	0	0	0	5	0	0	.200	.650
2011	St. Louis	.200	7	25	5	5	0	0	2	3	0	0	0	5	5	0	0	.333	.773
World Series Totals		.200	12	45	7	9	2	0	3	6	0	0	0	5	10	0	0	.280	.724

CRUZ'S PLAYING RECORD

YEAR	CLUB	AVG	G	AB	R	H	2B	3B	HR	RBI	SH	SF	HB	BB	SO	SB	CS	OBP	OPS
2001	AZL Athletics	.250	23	88	11	22	3	1	3	16	1	0	0	4	29	6	3	.283	.692
2002	Vancouver	.276	63	214	23	59	14	0	4	25	4	1	4	9	58	12	1	.316	.713
2003	Kane County	.238	119	470	65	112	26	2	20	85	1	6	9	29	128	10	5	.292	.722
2004	Sacramento	.231	4	13	4	3	1	0	1	2	0	0	0	1	7	0	0	.286	.824
	Midland	.313	67	262	51	82	14	2	14	46	0	0	1	26	69	8	3	.377	.919
	Modesto	.345	66	261	54	90	27	1	11	52	0	1	4	24	73	8	4	.407	.989
2005	Nashville	.269	60	208	33	56	13	0	11	27	0	0	8	30	62	9	4	.382	.872
	Huntsville	.306	68	248	45	76	19	0	16	54	0	3	4	31	71	10	3	.388	.965
	MILWAUKEE	.200	8	5	1	1	1	0	0	0	0	0	0	2	0	0	0	.429	.829
2006	Nashville	.302	104	371	68	112	22	1	20	73	0	4	6	42	100	17	6	.378	.907
	TEXAS	.223	41	130	15	29	3	0	6	22	0	1	0	7	32	1	0	.261	.645
2007	Oklahoma	.352	44	162	32	57	9	1	15	45	0	2	2	21	34	1	2	.428	1.125
	TEXAS	.235	96	307	35	72	15	2	9	34	1	1	2	21	87	2	4	.287	.671
2008	Oklahoma	.342	103	383	93	131	18	3	37	99	0	4	5	56	87	24	8	.429	1.123
	AZL Rangers	.250	1	4	1	1	1	0	0	1	0	0	0	2	1	0	0	.500	1.000
	TEXAS	.330	31	115	19	38	9	1	7	26	0	0	1	17	28	3	1	.421	1.030
2009	Oklahoma City	.000	3	10	0	0	0	0	0	0	0	0	0	1	5	1	0	.091	.091
	TEXAS	.260	128	462	75	120	21	1	33	76	0	2	2	49	118	20	4	.332	.856
2010	Oklahoma City	.211	5	19	1	4	1	0	0	4	0	1	0	2	5	0	0	.273	.536
	Frisco	.364	3	11	1	4	1	0	0	1	0	1	0	1	0	1	0	.385	.839
	TEXAS	.318	108	399	60	127	31	3	22	78	1	6	1	38	81	17	4	.374	.950
2011	Round Rock	.455	3	11	3	5	0	0	3	4	0	0	0	2	1	0	0	.538	1.811
	Frisco	.182	3	11	1	2	1	0	0	1	0	0	0	1	0	0	0	.250	.523
	TEXAS	.263	124	475	64	125	28	1	29	87	0	3	2	33	116	9	5	.312	.821
2012	TEXAS	.260	159	585	86	152	45	0	24	90	0	4	5	48	140	8	4	.319	.779
2013	TEXAS	.266	109	413	49	110	18	0	27	76	0	4	4	35	109	5	1	.327	.833
2014	BALTIMORE	.271	159	613	87	166	32	2	40	108	0	5	5	55	140	4	5	.333	.859
2015	SEATTLE	.302	152	590	90	178	22	1	44	93	0	1	5	59	164	3	2	.369	.936
2016	SEATTLE	.287	155	589	96	169	27	1	43	105	0	7	9	62	159	2	0	.360	.915
2017	SEATTLE	.288	155	556	91	160	28	0	39	119	0	7	12	70	140	1	1	.375	.924
2018	SEATTLE	.256	144	519	70	133	18	1	37	97	0	3	14	55	122	1	0	.342	.850
2019	Ft. Myers	.286	2	7	0	2	0	0	0	0	0	0	0	0	3	0	0	.286	.571
	MINNESOTA	.311	120	454	81	141	26	0	41	108	0	3	7	56	131	0	1	.392	1.031
Minor League Totals		.297	741	2753	486	818	170	11	155	535	6	23	43	282	733	107	39	.369	.904
American League Totals		.277	1681	6207	918	1720	323	13	401	1119	2	47	69	605	1567	76	32	.346	.873
National League Totals		.200	8	5	1	1	1	0	0	0	0	0	0	2	0	0	0	.429	.839
Major League Totals		.277	1689	6213	919	1721	324	13	401	1119	2	47	69	607	1567	76	32	.346	.873

CRUZ'S CAREER FIELDING RECORD

POSITION	PCT	G	PO	A	E	TC	DP	PB
Outfield	.983	970	1962	51	34	2047	11	—

CRUZ'S ALL-STAR GAME RECORD

YEAR	HOST	AVG	G	AB	R	H	2B	3B	HR	RBI	SH	SF	HB	BB	SO	SB	CS	OBP	OPS
2009	St. Louis	DID NOT PLAY																	
2013	New York-NL	.000	1	1	0	0	0	0	0	0	0	0	0	1	0	0	0	.500	.500
2014	Minnesota	.000	1	2	0	0	0	0	0	0	0	0	0	0	1	0	0	.000	.000
2015	Cincinnati	.000	1	2	0	0	0	0	0	0	0	0	0	0	1	0	0	.000	.000
2017	Miami	.000	1	2	0	0	0	0	0	0	0	0	0	0	1	0	0	.000	.000
2018	Washington	.000	1	0	0	0	0	0	0	0	0	0	0	1	0	0	0	1.000	--
All-Star Game Totals		.000	5	7	0	0	0	0	0	0	0	0	0	2	3	0	0	.222	--

CRUZ'S WORLD BASEBALL CLASSIC RECORD

YEAR	CLUB	AVG	G	AB	R	H	2B	3B	HR	RBI	SH	SF	HB	BB	SO	SB	CS	OBP	OPS
2009	Dominican Republic	.273	3	11	2	3	0	0	1	1	0	0	0	--	3	0	0	.385	.930
2013	Dominican Republic	.303	8	33	3	10	4	0	0	6	0	0	0	--	5	0	0	.324	.748
2017	Dominican Republic	.300	6	20	4	6	2	0	3	5	0	0	0	--	5	0	0	.417	1.267
WBC Totals		.352	17	54	9	19	6	0	4	12	0	0	0	--	13	0	0	--	--



68 RANDY DOBNAK



RIGHT-HANDED PITCHER

H/W: 6-1/210 B/T: R/R
Age: 24
Born: 1/17/1995 in South Park, PA
Resides: Pittsburgh, PA

Acquired: Signed as undrafted free agent, 7/28/17
M.L. Service: 41 days
Contract Status: Signed thru 2019

PERSONAL: Randy Travis William Dobnak (DAHB-nack)...wife Aerial...went undrafted out of Division II Alderson Broaddus University (WV) in 2017, joining the Utica Unicorns of the United Shore Professional Baseball League after college for six weeks prior to signing with the Twins (see **AMATEUR** for more details).

2019:

- Made stops at three levels of the Twins minor league system, beginning with Single-A Ft. Myers, where he would allow one run over four starts (22.1 IP) for a 0.40 ERA.
- Promoted to Double-A Pensacola on May 2 where he went 4-2, 2.57 ERA (66.2 IP, 19 ER) over 11 games (10 starts).
- Made two stints with Triple-A Rochester, combining to go 4-1, 2.00 ERA (36.0 IP, 8 ER).
- Won Twins minor league Pitcher of the Week for the week ending July 28 after making two starts, going 2-0 with a 1.46 ERA (12.1 IP, 2 ER) with seven hits, a hit batsman, three walks and 10 strikeouts.
- Had contract selected August 8.
- Made major league debut August 9 vs. Cleveland, pitching 4.0 scoreless innings of relief...recorded first major league strikeout, fanning Roberto Pérez.
- Began career with 9.0 scoreless innings until allowing two runs in a start September 8 vs. Cleveland.
- Earned first major league win September 20 vs. Kansas City, allowing one run on three hits in 5.1 innings pitched.
- Pitched 6.0 with just one hit allowed September 25 at Detroit, becoming the second rookie in Twins/Senators franchise history to throw at least 6.0 innings while allowing no more than one batter to reach safely via hit, walk or hit-by-pitch...previous Twins pitcher was Camilo Pascual on September 14, 1954 at Cleveland.
- Left team following the game on Sept. 26 in Detroit to attend his wedding on September 28 in Maryland Line, MD.
- Earned Jim Rantz Award for Twins minor league Pitcher of the Year after combining to go 12-4, 2.07 ERA (135.0 IP, 31 ER) in 24 games (21 starts) across three levels.

2018: Went 10-5 with a 3.14 ERA with Single-A Cedar Rapids, amassing 129.0 IP, 138 hits, 45 earned runs and an 84/25 SO/BB ratio (3.14 ERA)...finished the year third in the MWL in ERA among qualifying pitchers, tied for third in wins and 10th in innings pitched.

2017: Only pitched in six games (4 starts) between Single-A Elizabethton and Single-A Cedar Rapids, going 2-0 with a combined 2.43 ERA (33.1 IP, 9 ER) with 23 strikeouts...signed with the Twins on July 28.

AMATEUR: Spent six weeks playing for the Utica Unicorns of the United Shore Professional Baseball League prior to signing with Twins...in six games with the Unicorns, finished with a 3-0 record in 35.0 innings pitched while allowing just 22 hits, six walks, and had 29 strikeouts...had a 2.31 ERA and WHIP of just 0.80...in 2016 finished with a 7-3 overall record with five complete games...led the G-MAC in strikeouts with 89 and ranked 43rd in NCAA Division II in strikeouts...opponents hit just .246 against him and allowed only three home runs...prior to 2016 was named as a player to watch by Collegiate Baseball Newspaper...finished with two G-MAC pitcher of the week honors in 2016...was also named to the G-MAC First-Team All-Conference team as well as on the CCA All-Midwest region team...following season was named to the Rawlings All-Midwest Region team sponsored by the American Baseball Coaches Association...recorded one no-hitter against Bluefield State with one walk and finished fourth in the NCAA with eight complete games in 2015...during his freshman season, finished with a 6-1 record and two complete games finishing with a 2.02 ERA...gave up just one home run all season and finished with 9.47 strikeouts per game.

PROFESSIONAL: Signed by the Twins as an undrafted free agent on July 28, 2017; signed by scout Billy Milos.

CAREER HIGHS

IP: 6.0, 9/25/19 at DET
SO: 6, 9/25/19 at DET
Walks: 2, 9/20/19 vs. KC
CG: --
Low-Hit CG: --
Win-Streak: 2, 9/20-25/19



DOBNAK'S PITCHING RECORD

YEAR	CLUB	W-L	ERA	G	GS	CG	SH	SV	IP	H	R	ER	HR	HB	BB	SO	WP	K/9	BAA
2017	Elizabethton	2-0	2.39	5	3	0	0	1	26.1	19	7	7	3	1	6	22	0	2.1	.198
	Cedar Rapids	0-0	2.57	1	1	0	0	0	7.0	6	2	2	0	0	1	1	0	1.3	.240
2018	Cedar Rapids	10-5	3.14	24	20	1	0	0	129.0	138	51	45	6	4	25	84	3	5.9	.274
2019	Ft. Myers	3-0	0.40	4	4	0	0	0	22.1	18	1	1	0	1	4	14	0	5.6	.225
	Pensacola	4-2	2.57	11	10	1	0	0	66.2	58	23	19	6	2	6	61	2	8.2	.231
	Rochester	5-2	2.15	9	7	0	0	0	46.0	28	12	11	0	2	18	34	3	6.7	.175
	MINNESOTA	2-1	1.59	9	5	0	0	1	28.1	27	9	5	1	3	5	23	0	7.3	.245
	Minor League Totals	24-9	2.57	54	45	2	0	1	297.1	267	96	85	15	10	60	216	8	6.5	.239
	Major League Totals	2-1	1.59	9	5	0	0	1	28.1	27	9	5	1	3	5	23	0	7.3	.245

DOBNAK'S CAREER FIELDING RECORD

POSITION	PCT	G	PO	A	E	TC	DP	PB
Pitcher	.800	9	2	2	1	5	0	—

DOBNAK'S GAME LOGS

DATE	OPP	W	L	SV	SVO	HLD	ERA	GS	CG	IP	H	R	ER	HR	BB	IBB	HB	SO	AVG	#PIT
8/9	CLE	0	0	0	0	0	0.00	0	0	4.0	6	0	0	0	0	0	0	3	.353	68
8/29	@CWS	0	0	1	1	0	0.00	0	0	3.0	5	2	0	0	1	0	0	0	.344	53
AUGUST TOTALS		0	0	1	1	0	0.00	0	0	7.0	11	2	0	0	1	0	0	3	.344	121
9/3	@Bos	0	0	0	0	0	0.00	1	0	1.0	0	0	0	0	1	0	0	2	.000	19
9/8	Cle	0	1	0	0	0	6.00	1	0	2.0	3	2	2	0	1	0	0	1	.273	33
9/11	Was	0	0	0	0	0	6.75	0	0	1.0	1	1	1	1	0	0	0	1	.327	11
9/15	@Cle	0	0	0	0	0	2.12	1	0	5.0	6	2	1	0	1	0	1	2	.324	74
9/20	KC	1	0	0	0	0	2.01	1	0	5.1	3	1	1	0	2	0	2	5	.292	74
9/25	@Det	1	0	0	0	0	1.59	1	0	6.0	1	1	0	0	0	0	0	6	.245	78
SEPTEMBER TOTALS		2	1	0	0	0	2.21	5	0	20.1	14	7	5	1	5	0	3	17	.192	289



21 TYLER DUFFEY



RIGHT-HANDED PITCHER

H/W: 6-3/220 B/T: R/R
 Age: 28
 Born: 12/27/1990 in Houston, TX
 Resides: Houston, TX

Acquired: 5th RD, 2012 MLB Draft
 M.L. Service: 3 years 74 days
 Contract Status: Signed thru 2019

PERSONAL: Tyler Blinn Duffey (pronounced DUFF-ee)...Twitter: @TheDoof13...Instagram: @thedoof13...switched uniform number from 56 to 21 in offseason of 2017-18 after Twins signed Fernando Rodney in 2018...2009 graduate of Bellaire (TX) High School...attended Rice University from 2010-12, where he went 11-5, 3.06 ERA (153.0 IP, 52 ER) with 55 walks and 189 strikeouts in 92 career games (1 start)...named MVP of the 2011 Conference USA championship...finished third in the league with 30 appearances and eighth with 76 strikeouts in 2011...led Rice with four saves as a freshman in 2010...participated in 2016 Twins Winter Caravan...enjoys playing video games in spare time, particularly Call of Duty and Battlefield...earned the nickname "Doof" by Latin teammates in Rookie Ball.

2019:

- Optioned from Twins spring training March 16 to Triple-A Rochester where he began season.
- Made three appearances for the Red Wings and was recalled by Minnesota April 16.
- Appeared in four games for the Twins, allowing one unearned run in 5.0 innings pitched and was optioned April 24.
- Appeared in four games for the Red Wings in late-April/early-May, allowing one unearned run on 7.2 innings and recalled to Minnesota as 26th man May 11 but stayed with the major league club through the end of season.
- Posted a career-long 24.1 scoreless inning streak July 24-Sept. 28 (ended after recording two outs on the 28th at KC), longest for a Twin in 2019...during streak, recorded 42 strikeouts and 11 walks...it was the second longest streak in baseball this season, behind only Los Angeles-NL's Hyun-Jin Ryu's 32.0 IP streak from May 1-May 25.
- Did not allow a home run in 31 consecutive appearances (27.2 IP) from July 14-Sept. 25.

CAREER HIGHS

IP: 8.0, 6/26/16 at NYY
 SO: 9, 2x, last 7/7/16 at TEX
 Walks: 5, 8/15/15 vs. CLE
 CG: --
 Low-Hit CG: --
 Win-Streak: 5, 8/15-9/26/15



- ♣ Did not issue a walk after August 23rd (13.2 IP, 14 games)...even with the home run on Sept. 28, his 0.73 ERA (24.2 IP, 2 ER) after July 28 was the lowest in baseball (min. 20.0 IP).
- ♣ Earned 14 holds in 33 appearances from July 13 to end of season.
- ♣ Finished third on the Twins with 15 holds behind Trevor May (17) and Sergio Romo (16).
- ♣ Held lefties to a .196/.245/.343 slash line with 28 strikeouts, and righties to a .205/.268/.333 with 54 strikeouts.
- ♣ Led the Twins bullpen with a career high 12.80 SO/9 ratio, as well as a 9.52 baserunners-per-9.0 innings ratio.

2018: Optioned from spring training to Triple-A Rochester March 22 where he began season...made four different stints with the Twins on the season...struck out six batters in 3.2 innings while pitching for Red Wings April 16 at Charlotte...ranked fifth on the Wings staff in games (31)...was the Opener for the Twins on September 11 vs. New York-AL, allowing one run on two hits in 2.0 innings pitched...one of four different Twins pitchers to be an Opener on the season (Gabriel Moya - 6, Trevor May - 1 & Zack Littell - 2)...held right-handed batters to a .204 average and left-handers to a .314 average with Twins...combined to go 6-6, 4.18 ERA (84.0 IP, 39 ER) with 24 walks and 82 strikeouts in 50 games between Minnesota and Rochester.

2017: Made Twins Opening Day roster for first time in career and spent entire season in Twins bullpen...recorded first career save August 21 at Chicago-AL, allowing one run on one hit in 3.0 innings pitched...posted a 8.49 strikeouts-per-9.0 innings pitched ratio, the best of his career...struck out multiple batters in 20 of 56 games; pitched more than 1.0 inning in 25 of 56 games...ranked fourth on Twins in games (56), setting single-season career-high...held left-handed hitters to a .243 average and right-handed hitters to a .294 average.

2016: Optioned from Twins spring training March 29 and began season with Triple-A Rochester...made just three starts for the Red Wings, posting a 1.72 ERA (15.2 IP, 3 ER) and was recalled April 23...went 1-2, 1.85 ERA (24.1 IP, 5 ER) in first four starts for Twins, including a career-high nine strikeouts May 8 at Chicago-AL (7.0 IP); struck out four batters in one inning (7th) in that start...tied season and career-high with nine strikeouts July 7 at Texas (6.0 IP)...optioned to Triple-A Rochester August 25...made two starts for the Red Wings and was recalled by Minnesota September 6...struck out six-plus batters 11 times for the Twins...held left-handed hitters to a .266 (74-for-278) batting average with the Twins while right-handers hit .337 (93-for-276)...led Twins in wins (9) and losses (12), second in strikeouts (114) and third in innings pitched (133.0)...had 6.16 run support average, the highest on the Twins staff and seventh in the AL (minimum 125.0 IP).

2015: Was Twins spring training invite and attended first career Twins spring training; reassigned to minor league camp March 15...began season with Double-A Chattanooga with 16.2-inning scoreless streak over first three starts, including 10 strikeouts (6.2 IP) in first start April 9 at Montgomery...named Southern League Pitcher of the Week and Twins minor league Player of the Week April 19, after making one start April 15 vs. Birmingham, pitching 7.0 shutout innings with two hits allowed, one walk and eight strikeouts...set minor league career-high with 12 strikeouts (7.0 IP) May 17 vs. Montgomery...went 2-2, 2.56 ERA (52.2 IP, 15 ER) with 12 walks and 54 strikeouts in eight starts and was promoted to Triple-A Rochester May 22; led Southern League in innings pitched and was second in strikeouts at time of promotion...named International League Pitcher of the Week June 30, making two starts for the Red Wings, going 2-0, 0.00 ERA (14.1 IP) with two walks and 10 strikeouts, including a 7.0-inning complete game June 28 vs. Charlotte...posted 33.2-inning scoreless streak June 17-July 9...contract selected by Minnesota August 3...made major league debut in a start August 5 at Toronto, allowing six runs on five hits in 2.0 innings pitched and was issued the loss...optioned back to Rochester August 6, then recalled August 14 when the Twins placed Phil Hughes on the disabled list...earned first major league win August 15 vs. Cleveland, pitching 6.0 shutout innings with one hit, five walks and seven strikeouts; carried a no-hitter into the sixth inning...went 3-0, 2.35 ERA (30.2 IP, 8 ER) with eight walks and 27 strikeouts in five September starts...tied for second most wins among AL rookies during the month...posted opponent batting averages of .157 (13-for-83) first time through the lineup, .257 (19-for-74) second time through and .368 (21-for-57) third time through...after first start, went 5-0, 2.25 ERA (56.0 IP, 14 ER) with 18 walks and 52 strikeouts in final nine starts...combined to go 12-9, 2.71 ERA (196.0 IP, 59 ER) with 50 walks and 175 strikeouts in 32 starts between all three levels.

2014: Split season between Single-A Ft. Myers, Double-A New Britain and Triple-A Rochester...named Eastern League Pitcher of the Week July 28, going 2-0, 1.29 ERA (14.0 IP, 2 ER) with no walks and 16 strikeouts in two starts...placed on 7-day disabled list August 25 with an oblique injury, ending his season...combined to go 13-3, 3.67 ERA (149.2 IP, 61 ER) with 30 walks and 113 strikeouts in 25 starts between three levels combined...named 16th best prospect in Twins system by *Baseball America* entering 2015.

2013: Split season between Single-A Cedar Rapids and Single-A Ft. Myers...named Twins minor league Player of the Week April 12, going 1-0, 0.00 ERA (7.0 IP) with no walks and seven strikeouts in one start...named Midwest League Midseason All-Star...placed on 7-day disabled list August 16 with a right foot sprain; reinstated August 28...combined to post a 3.64 ERA (121.0 IP, 49 ER), 10th lowest in the Twins minor league system.

2012: Spent first professional season with Rookie Elizabethton and began season on 7-day disabled list with right shoulder impingement syndrome; reinstated July 6...struck out 27 and walked just two in 19.0 innings pitched.

PROFESSIONAL: Selected by Twins in fifth round of 2012 First-Year Player Draft; signed by scout Greg Runser.

DUFFEY'S CAREER FIELDING RECORD

POSITION	PCT	G	PO	A	E	TC	DP	PB
Pitcher	.925	169	23	39	5	67	1	—

DUFFEY'S PITCHING RECORD																			
YEAR	CLUB	W-L	ERA	G	GS	CG	SH	SV	IP	H	R	ER	HR	HB	BB	SO	WP	K/9	BAA
2012	Elizabethhton	2-0	1.42	12	0	0	0	2	19.0	10	3	3	1	0	2	27	1	12.8	.154
2013	Cedar Rapids	3-2	2.78	9	9	0	0	0	58.1	49	19	18	5	1	6	47	0	7.3	.221
	Ft. Myers	4-5	4.45	15	9	0	0	0	62.2	67	37	31	3	4	17	44	4	6.3	.272
2014	Ft. Myers	3-0	2.82	4	4	0	0	0	22.1	22	8	7	0	0	5	13	0	5.2	.244
	New Britain	8-3	3.80	18	18	0	0	0	111.1	104	52	47	14	5	19	84	4	6.8	.248
	Rochester	2-0	3.94	3	3	0	0	0	16.0	16	7	7	3	1	6	16	0	9.0	.258
2015	Chattanooga	2-2	2.56	8	8	0	0	0	52.2	46	19	15	0	1	12	54	1	9.2	.236
	Rochester	5-6	2.53	14	14	1	1	0	85.1	73	32	24	1	1	18	68	3	7.2	.224
	MINNESOTA	5-1	3.10	10	10	0	0	0	58.0	56	20	20	4	0	20	53	1	8.2	.256
2016	Rochester	1-1	2.93	5	5	1	0	0	30.2	24	10	10	4	0	12	25	0	7.3	.212
	MINNESOTA	9-12	6.43	26	26	0	0	0	133.0	167	103	95	25	6	32	114	9	7.7	.301
2017	MINNESOTA	2-3	4.94	56	0	0	0	1	71.0	79	41	39	9	1	18	67	4	8.5	.275
2018	Rochester	4-4	2.90	31	0	0	0	3	59.0	48	24	19	5	2	20	63	3	9.6	.220
	MINNESOTA	2-2	7.20	19	1	0	0	0	25.0	26	22	20	6	1	4	19	2	6.8	.260
2019	Rochester	0-0	1.32	7	0	0	0	1	13.2	8	2	2	0	1	5	22	3	14.5	.174
	MINNESOTA	5-1	2.50	58	0	0	0	0	57.2	44	23	16	8	3	14	82	3	12.8	.201
Minor League Totals		34-23	3.10	126	70	2	1	6	531.0	467	213	183	36	16	122	463	19	7.8	.233
Major League Totals		23-19	4.96	169	37	0	0	1	344.2	372	209	190	52	11	88	335	19	8.6	.270

DUFFEY'S CAREER BATTING RECORD																			
BATTING		AVG	AB	R	H	2B	3B	HR	RBI	SH	SF	HBP	BB	SO	SB	OBP	OPS		
Career		.000	1	0	0	0	0	0	0	1	0	0	0	1	0	.000	.000		

DUFFEY'S GAME LOGS																				
DATE	OPP.	W	L	SV	SVO	HLD	ERA	GS	CG	IP	H	R	ER	HR	BB	IBB	HB	SO	AVG	#PIT
4/16	Tor	0	0	0	0	0	0.00	0	0	2.0	1	0	0	0	1	0	0	3	.143	33
4/18	Tor	0	0	0	0	0	3.00	0	0	1.0	1	1	1	1	0	0	0	2	.182	12
4/20	@Bal	0	0	0	0	0	2.25	0	0	1.0	1	0	0	0	0	0	0	0	.200	22
4/23	@Hou	0	0	0	0	0	1.69	0	0	1.1	2	4	0	1	1	0	0	2	.217	37
APRIL TOTALS		0	0	0	0	0	1.6	0	0	5.1	5	5	1	2	2	0	0	7	.217	104
5/11	Det	0	0	0	0	0	1.42	0	0	1.0	0	0	0	0	0	0	0	3	.192	16
5/14	LAA	0	0	0	0	0	1.42	0	0	0.0	1	0	0	0	0	0	0	0	.222	3
5/16	@Sea	0	0	0	0	0	4.32	0	0	2.0	3	3	3	1	0	0	0	1	.250	28
5/18	@Sea	1	0	0	0	0	3.72	0	0	1.1	1	0	0	0	0	0	0	3	.238	33
5/23	@LAA	0	0	0	0	0	3.09	0	0	2.0	1	0	0	0	0	0	0	2	.224	34
5/26	CWS	0	0	0	0	0	2.63	0	0	2.0	3	0	0	0	1	0	0	6	.241	38
MAY TOTALS		1	0	0	0	0	3.24	0	0	8.1	9	3	3	1	1	0	0	15	.257	152
6/4	@Cle	0	0	0	0	0	2.45	0	0	1.0	0	0	0	0	0	0	0	1	.230	10
6/5	@Cle	0	0	0	0	0	2.87	0	0	1.0	1	1	1	1	1	0	0	1	.231	21
6/7	@Det	0	0	0	0	1	2.70	0	0	1.0	2	0	0	0	0	0	0	0	.243	14
6/9	@Det	0	0	0	0	0	2.55	0	0	1.0	1	0	0	0	0	0	0	2	.243	18
6/11	Sea	0	0	0	0	0	2.41	0	0	1.0	0	0	0	0	0	0	0	1	.234	15
6/12	Sea	0	1	0	0	0	2.29	0	0	1.0	1	3	0	0	2	1	0	2	.232	28
6/18	Bos	0	0	0	0	0	2.08	0	0	2.0	1	0	0	0	0	0	1	3	.225	27
6/21	@KC	0	0	0	0	0	1.99	0	0	1.0	0	0	0	0	0	0	0	0	.217	19
6/25	TB	0	0	0	0	0	1.90	0	0	1.0	0	0	0	0	0	0	0	0	.211	10
6/27	TB	0	0	0	0	0	1.82	0	0	1.0	0	0	0	0	0	0	1	1	.204	13
6/29	@CWS	0	0	0	0	0	1.75	0	0	1.0	0	0	0	0	0	0	0	1	.198	15
6/30	@CWS	0	0	0	0	0	2.42	0	0	0.1	4	2	2	0	0	0	0	0	.226	22
JUNE TOTALS		0	1	0	0	1	2.19	0	0	12.1	10	6	3	1	3	1	2	12	.208	212
7/3	@Oak	0	0	0	0	0	2.33	0	0	1.0	0	0	0	0	0	0	0	0	.220	7
7/5	Tex	0	0	0	0	0	2.60	0	0	0.2	1	1	1	1	0	0	0	0	.223	10
7/6	Tex	0	0	0	0	0	3.49	0	0	0.2	3	3	3	1	0	0	0	1	.239	25
7/13	@Cle	0	0	0	0	1	3.72	0	0	0.2	2	1	1	1	0	0	0	0	.248	19
7/14	@Cle	0	0	0	0	0	3.60	0	0	1.0	0	0	0	0	0	0	0	1	.242	13
7/19	Oak	0	0	0	0	0	3.48	0	0	1.0	1	0	0	0	0	0	0	1	.242	12
7/20	Oak	0	0	0	0	1	3.69	0	0	0.2	0	1	1	0	1	0	0	1	.238	14
7/22	NYN	0	0	0	0	0	3.58	0	0	1.0	0	0	0	0	1	0	0	1	.233	17
7/23	NYN	0	0	0	0	1	3.82	0	0	0.1	0	1	1	0	1	0	0	1	.231	12
7/28	@CWS	0	0	0	0	0	3.71	0	0	1.0	0	0	0	0	0	0	0	1	.226	10
7/30	@Mia	0	0	0	0	1	3.57	0	0	1.1	0	0	0	0	0	0	0	2	.220	16
JULY TOTALS		0	0	0	0	4	6.75	0	0	9.1	7	7	7	3	3	0	0	9	.200	155

8/1	@Mia	0	0	0	0	1	3.47	0	0	1.0	0	0	0	0	2	0	0	3	.215	28
8/4	KC	0	0	0	0	1	3.38	0	0	1.0	0	0	0	0	0	0	0	2	.212	11
8/5	Atl	0	0	0	1	0	3.35	0	0	0.1	1	0	0	0	0	0	0	0	.216	3
8/9	Cle	0	0	0	0	0	3.29	0	0	0.2	1	0	0	0	0	0	0	1	.220	11
8/11	Cle	0	0	0	0	0	3.23	0	0	0.2	0	0	0	0	1	0	0	0	.217	10
8/13	@Mil	1	0	0	0	0	3.15	0	0	1.0	1	0	0	0	1	0	0	1	.218	26
8/16	@Tex	1	0	0	0	0	3.12	0	0	0.1	0	0	0	0	0	0	0	1	.217	9
8/17	@Tex	1	0	0	0	0	3.07	0	0	0.2	0	0	0	0	0	0	0	1	.214	9
8/20	CWS	0	0	0	0	1	3.02	0	0	0.2	0	0	0	0	0	0	0	1	.211	11
8/21	CWS	0	0	0	0	0	2.95	0	0	1.0	0	0	0	0	0	0	0	2	.207	12
8/23	Det	0	0	0	0	0	2.86	0	0	1.1	1	0	0	0	1	0	0	1	.207	22
8/27	@CWS	0	0	0	0	1	2.80	0	0	1.0	2	0	0	0	0	0	0	1	.213	21
8/30	@Det	0	0	0	0	0	2.74	0	0	1.0	0	0	0	0	0	0	0	3	.209	10
AUGUST TOTALS		3	0	0	1	4	0.00	0	0	10.2	6	0	0	0	5	0	0	17	.167	183
9/2	@Det	0	0	0	0	0	0.00	0	0	1.0	2	0	0	0	0	0	0	3	.400	24
9/3	@Bos	0	0	0	0	1	0.00	0	0	0.2	1	0	0	0	0	0	0	2	.375	11
9/5	@Bos	0	0	0	0	1	0.00	0	0	1.0	0	0	0	0	0	0	0	2	.273	12
9/7	Cle	0	0	0	0	0	0.00	0	0	0.2	0	0	0	0	0	0	0	2	.231	11
9/14	@Cle	0	0	0	0	1	2.47	0	0	1.2	1	0	0	0	0	0	1	1	.209	26
9/16	CWS	0	0	0	0	1	2.44	0	0	0.2	0	0	0	0	0	0	0	0	.207	4
9/17	CWS	0	0	0	0	0	2.39	0	0	1.0	0	0	0	0	0	0	0	3	.204	16
9/19	KC	0	0	0	0	1	2.35	0	0	1.0	0	0	0	0	0	0	0	1	.201	12
9/21	KC	0	0	0	0	0	2.30	0	0	1.0	0	0	0	0	0	0	0	1	.198	9
9/22	KC	0	0	0	0	0	2.26	0	0	1.0	0	0	0	0	0	0	0	3	.195	12
9/25	at DET	0	0	0	0	1	2.22	0	0	1.0	1	0	0	0	0	0	0	2	.196	18
9/28	at KC	1	0	0	1	0	2.50	0	0	1.0	2	2	2	1	0	0	0	2	.201	19
SEPTEMBER TOTALS		1	0	0	1	6	1.54	0	0	11.2	7	2	2	1	0	0	1	22	.167	174



RIGHT-HANDED PITCHER

H/W: 6-1/221 B/T: R/R
Opening Day Age: 30
Born: 5/7/1988 in Tampa, FL
Resides: - -

Acquired: Via Trade with San Francisco (7/31/2019)
M.L. Service: 4 years, 142 days
Contract Status: Signed thru 2020

PERSONAL: Samuel Isaac Dyson...Instagram: @sambo_d88...his cat, Snuckles, has his own Instagram account (@snuckles47) and it is full of candid shots...graduated from Jesuit High School in Tampa, FL in 2006...pitched all four years on the school's baseball team and finished with a 10-1 record in his senior year...attended the University of South Carolina (Columbia) and posted a 23-9 career record in 46 games (42 starts)...went 6-5 in 18 starts for the Gamecocks' 2010 College World Series championship squad that included Boston's Jackie Bradley Jr...his former Rangers teammates dubbed him the "Angry Leprechaun" because he'd arrive at the ballpark wearing the full Fightin' Irish mascot costume every St. Patrick's Day...pitched for the Team USA in the 2017 World Baseball Classic and helped the U.S. win the tournament by pitching 6.0 perfect innings.

CAREER HIGHLIGHTS: Led the Giants in 2018 with 74 appearances, which ranked as the seventh-most in the NL...entered 2019 one of four relievers since 2015 to have at least three seasons of 70-or-more appearances (also Tony Watson, 2015-18, Bryan Shaw, 2015-2017, and Zach Duke, 2015-16, 2018)...in 2016, ranked among the AL leaders in appearances (2nd, 73), saves (3rd, 38), and games finished (T-5th, 53)...converted 38 of 43 save opportunities (88.4%), tied for the seventh-most saves in Texas club history and most since Joe Nathan (43) in 2013...was 3-0, 1.00 ERA (36.0 IP, 4 ER) with .444 opponent OPS in 37 appearances at home, the Majors' lowest home ERA and third lowest in Texas club history (min. 35.0 home IP)...named a Mid-Season Southern League All-Star in 2013.

CAREER HIGHS

IP: 3.1, 2x, last: 8/26/14 at LAA
SO: 5, 5/18/15 vs. ARI
Walks: 4, 2x, last: 7/19/14 vs. SF
CG: - -
Low-Hit CG: - -
Win-Streak: 2, 9/16-19/16



2019:

- Began season with San Francisco.
- Posted ERAs of 2.25 (12.0 IP, 3 ER) in 13 May games, 1.64 (11.0 IP, 2 ER) in 11 June games and 2.25 (12.0 IP, 3 ER) in 12 July games.
- Acquired by Minnesota via trade with San Francisco July 31, in exchange for outfielder Jaylin Davis and right-handed pitchers Prelander Berroa and Kai-Wei Teng.
- Made two appearances for the Twins August 1 and 2, allowing six runs on six hits in 0.2 innings pitched and was placed on 10-day Injured List August 4 with right biceps tendinitis; reinstated August 13.
- Pitched in 10 more games for the Twins, going 1-0 with six holds and a 2.53 ERA (10.2 IP, 3 ER)...however, was shut down after his appearance September 3 at Boston with lingering right biceps soreness.
- Had surgery on right shoulder September 26.
- Posted an ERA of 1.21 in 27 home games, compared to 5.23 ERA in 34 road games, including a 0.34 ERA (26.1 IP, 1 ER) in 24 games at Oracle Park in San Francisco prior to trade to Minnesota.
- Finished season with a career-high 23 holds for both San Francisco and Minnesota.
- Appeared in 60-plus games for the fourth time in career.

2018: Posted a 2.69 ERA and a .228 opponents average in a team-high 74 appearances with the Giants, seventh-most games in the NL...was one of four relievers since 2015 to have at least three seasons of 70 or more appearances (also Tony Watson, 2015-18, Bryan Shaw: 2015-2017, and Zach Duke: 2015-16, 2018)...converted just three of his eight save chances and had just one save opportunity after June 28...induced 13 double plays, tied for the fourth-most among NL relievers...his groundball percentage of 61.3% ranked as the sixth-best figure among NL relievers...registered his third season of 70.0+ IP in his last four years (54.2 in 2017)...allowed 56 hits, his lowest total since allowing 41 in 2014, but he threw 28.1 more innings in 2018...held opponents to a .228 average (56-for-246), a career-best.

2017: Split the season between Texas and San Francisco, combining for a 6.09 ERA (54.2 IP, 37 ER)...went 1-6 with a 10.80 ERA with the Rangers and 3-4-14 with San Francisco (4.03 ERA)...took over the closer role for the Giants on July 1 with Mark Melancon heading to the injured list, and went 14-for-17 in save chances...was acquired by the Giants from the Rangers on June 6 for a PTBNL (OF Hunter Cole) and was added to the 25-man roster on June 9...led the Giants with 14 saves...pitched for the United States team in the 2017 World Baseball Classic and helped the U.S. win the tournament by pitching 6.0 perfect innings.

2016: Spent all season with the Rangers, amassing 38 saves in 73 games (7th-most in Majors), pitching to a 2.43 ERA (70.1 IP, 19 ER)...ranked among the American League leaders in appearances (2nd, 73), saves (3rd, 38), and games finished (T-5th, 53)...converted 38 of 43 save opportunities (88.4%), tied for the seventh-most saves in Texas club history and most since Joe Nathan (43) in 2013...all 38 saves came beginning May 11, tied third in MLB in that span to only New York-NL's Jeurys Familia (40) and Baltimore's Zack Britton (39)...posted a ML-best 10 saves in June, one shy of matching the Texas club record for a month...was 3-0, 1.00 ERA (36.0 IP, 4 ER) with .444 opponent OPS in 37 appearances at home, the Majors' lowest home ERA and third lowest in Texas club history (min. 35.0 home IP)...his lone outing in the American League Division Series vs. Toronto was 1.0-scoreless inning in Game 2.

2015: Split the season between Miami and Texas, pitching to a combined 5-4-2 record with a 2.63 ERA (75.1 IP, 22 ER)...with the Marlins, he threw 44.0 innings, going 3-3 with 41 strikeouts and a 3.68 ERA (44.0 IP, 18 ER) while he recorded a 2-1-2 record with the Rangers, allowing just four runs over 31.1 IP (1.15 ERA) with 30 strikeouts...ranked among overall MLB relief leaders in innings (T-6th, 75.1) and games (T-10th, 75), establishing career-highs in those categories as well as wins (5) and strikeouts (71)...appeared in four of five games of the 2015 American League Division Series vs. Toronto, working 3.0 scoreless innings over his first three outings...recorded the Game 1 save, making him the first pitcher with a save in postseason debut since Washington's Drew Storen (2012 National League Division Series, G1 at St. Louis)...had a blown save in Game 5 at Toronto, allowing a three-run homer to José Bautista in the 7th inning...finished 2015 with ranks among overall MLB relief leaders in innings (T-6th, 75.1) and games (T-10th, 75), establishing career-highs in those categories as well as wins (5) and strikeouts (71).

2014: Spent his first full big league season with the Marlins, going 3-1 in 31 games, pitching to a 2.14 ERA (42.0 IP, 10 ER) with 33 strikeouts to just 15 walks...in his first season out of the bullpen he ranked among N.L. rookie relievers (min. 40.0 IP) in ERA (3rd, 2.14) and wins (T-2nd, 3) despite not joining the Marlins until June...started the season with Triple-A New Orleans, appearing in eight games prior to being placed on 7-day injured list with a facial fracture on May 1...appeared in just one game and earned his first Major League win on June 17 vs. Chicago-NL.

2013: Made 5 appearances (including his lone big league start) with the Marlins, allowing 11 runs in 11.0 IP on 16 hits (2 home runs)...was named a Mid-Season Southern League All-Star, posting a 2.63 ERA in 16 appearances with Jacksonville...made one rehab start for the GCL Marlins, then was promoted to New Orleans on August 5...joined Miami on August 29 and made five appearances over the remainder of the season...lost his only Major League start on September 16 at PHI (2.2 IP, 7 ER).

2012: Made stops at three different levels (High-A Dunedin, Double-A New Hampshire and Toronto)...with Dunedin, went 2-0 with a 4.08 ERA (28.2 IP, 13 ER) and a 1.40 WHIP...at New Hampshire, pitched to a 2.38 ERA (45.1 IP, 12 ER) with nine saves, and was promoted to Toronto on July 5, making his big league debut that night in Kansas City (0.1 IP, 1 BB, 1 SO)...made one more appearance with the Jays before being sent back down to New Hampshire...played in the Arizona Fall League with the Salt River Rafter, allowing six runs over 7.2 IP with eight strikeouts.

2011: Missed the entire season as he was recovering from "Tommy John" surgery.

2010: Signed with Toronto on August 16, 2010 but missed the rest of that season and all of 2011 while under going rehab for Tommy John ligament replacement surgery on his right elbow.

PROFESSIONAL: Drafted by Washington in the 19th round (571st overall) of the 2006 First-Year Player Draft out of Jesuit High School, but did not sign...drafted again by Oakland in the 10th round of the 2009 draft out of the University of South Carolina-Columbia (303rd overall) and did not sign again...drafted once more in the fourth round (126th overall) of the 2010 draft by the Toronto Blue Jays, signed on August 16, 2010.

DYSON'S PITCHING RECORD																			
YEAR	CLUB	W-L	ERA	G	GS	CG	SH	SV	IP	H	R	ER	HR	HB	BB	SO	WP	K/9	BAA
2010																			
2011																			
2012	TORONTO	0-0	40.50	2	0	0	0	0	0.2	4	3	3	0	0	2	1	0	13.5	.667
	Dunedin	2-0	4.08	6	6	0	0	0	28.2	35	16	13	1	1	5	16	1	5.0	.297
	New Hampshire	2-2	2.38	33	0	0	0	9	45.1	38	20	12	2	4	15	22	3	4.4	.233
2013	MIAMI	0-2	9.00	5	1	0	0	0	11.0	16	12	11	2	1	5	5	0	4.1	.348
	GCL Marlins	0-1	3.60	1	1	0	0	0	5.0	6	3	2	0	1	1	5	1	9.0	.316
	Jacksonville	3-7	2.63	16	15	0	0	0	75.1	72	36	22	0	10	23	41	1	4.9	.254
	New Orleans	1-3	2.61	5	5	0	0	0	31.0	23	10	9	1	1	12	16	1	4.6	.213
2014	MIAMI	3-1	2.14	31	0	0	0	0	42.0	41	14	10	1	3	15	33	1	7.1	.255
	New Orleans	2-1	2.49	13	0	0	0	1	25.1	21	8	7	0	2	10	20	0	7.1	.231
2015	MIAMI	3-3	3.68	44	0	0	0	0	44.0	41	21	18	3	3	17	41	6	8.4	.247
	TEXAS	2-1	1.15	31	0	0	0	2	31.1	24	5	4	1	1	4	30	2	8.6	.212
2016	TEXAS	3-2	2.43	73	0	0	0	38	70.1	63	19	19	5	3	23	55	3	7.0	.244
2017	TEXAS	1-6	10.80	17	0	0	0	0	16.2	31	23	20	6	0	12	7	1	3.8	.392
	SAN FRANCISCO	3-4	4.03	38	0	0	0	14	38.0	36	18	17	2	3	18	27	1	6.4	.245
	Round Rock	0-0	4.50	2	0	0	0	0	2.0	2	1	1	0	0	1	2	0	9.0	.250
2018	SAN FRANCISCO	4-3	2.69	74	0	0	0	3	70.1	56	23	21	5	3	20	56	2	7.2	.228
2019	SAN FRANCISCO	4-1	2.47	49	0	0	0	2	51.0	39	17	14	3	3	7	47	0	8.3	.213
	MINNESOTA	1-0	7.15	12	0	0	0	0	11.1	14	9	9	3	0	6	8	1	6.4	.298
Minor League Totals		10-14	2.79	76	27	0	0	10	212.2	197	94	66	4	19	67	122	7	5.2	.249
Major League Totals		24-23	3.40	376	0	0	0	59	386.2	365	164	146	31	20	129	310	17	7.2	.251

DYSON'S CAREER FIELDING RECORD								
POSITION	PCT	G	PO	A	E	TC	DP	PB
Pitcher	.940	376	29	50	5	84	5	---

DYSON'S CAREER BATTING RECORD																	
YEAR	CLUB	AVG	AB	R	H	2B	3B	HR	RBI	SH	SF	HBP	BB	SO	SB	OBP	OPS
2013	Miami	.000	1	0	0	0	0	0	0	0	0	0	0	0	0	.000	.000
2014	Miami	.000	1	0	0	0	0	0	0	0	0	0	0	0	0	.000	.000
Career		.000	2	0	0	0	0	0	0	0	0	0	0	0	0	.000	.000

DYSON'S DIVISION SERIES RECORD																			
YEAR	OPPONENT	W-L	ERA	G	GS	CG	SH	SV	IP	H	R	ER	HR	HB	BB	SO	WP	K/9	BAA
2015	Toronto	0-0	2.45	4	0	0	0	1	3.2	6	1	1	1	0	1	2	0	4.9	.353
2016	Toronto	0-0	0.00	1	0	0	0	0	1.0	0	0	0	0	0	0	1	0	9.0	.000
Division Series Totals		0-0	1.93	5	0	0	0	1	4.2	6	1	1	1	0	1	3	0	5.8	.600

DYSON'S GAME LOGS																				
DATE	OPP.	W	L	SV	SVO	HLD	ERA	GS	CG	IP	H	R	ER	HR	BB	IBB	HB	SO	AVG	#PIT
8/1	@Mia	0	0	0	0	0	-	0	0	0.0	2	3	3	0	2	0	0	0	1.000	14
8/2	KC	0	0	0	0	0	81.00	0	0	0.2	4	3	3	0	0	0	0	1	.750	24
8/13	@Mil	0	0	0	0	1	32.40	0	0	1.0	0	0	0	0	0	0	0	1	.545	9
8/14	@Mil	0	0	0	0	1	20.25	0	0	1.0	1	0	0	0	0	0	0	2	.467	24
8/16	@Tex	0	0	0	0	1	14.73	0	0	1.0	1	0	0	0	1	0	0	0	.444	13
8/18	@Tex	1	0	0	1	0	13.50	0	0	1.0	3	1	1	1	0	0	0	1	.458	20
8/21	CWS	0	0	0	0	0	11.12	0	0	1.0	0	0	0	0	0	0	0	1	.407	10
8/24	Det	0	0	0	0	1	8.59	0	0	1.2	1	0	0	0	1	0	0	1	.364	27
8/27	@CWS	0	0	0	0	1	7.56	0	0	1.0	0	0	0	0	0	0	0	0	.333	12
8/30	@Det	0	0	0	0	0	7.71	0	0	1.0	1	1	1	1	0	0	0	1	.325	13
AUGUST TOTALS		1	0	0	1	5	7.71	0	0	9.1	13	8	8	2	4	0	0	8	.352	166
9/1	@Det	0	0	0	0	0	9.00	0	0	1.0	1	1	1	1	1	0	0	0	.250	20
9/3	@Bos	0	0	0	0	1	4.50	0	0	1.0	0	0	0	0	1	0	0	0	.143	13
SEPTEMBER TOTALS		0	0	0	0	1	4.50	0	0	2.0	1	1	1	1	2	0	0	0	.143	33



18 MITCH GARVER



CATCHER

H/W: 6-1/220

B/T: R/R

Age: 28

Born: 1/15/1991 in Albuquerque, NM

Resides: Albuquerque, NM

Acquired: 9th RD, 2013 MLB Draft

M.L. Service: 2 years, 45 days

Contract Status: Signed thru 2019

PERSONAL: Mitchell Lynn Garver...Twitter: @MitchGarver...Instagram: @mgarver...2009 graduate of La Cueva (NM) High School...attended University of New Mexico for four years from 2010-13...hit .351 (284-for-809) with 66 doubles, 11 triples, 18 home runs, 167 RBI and 175 runs scored in 211 career games for Lobos...Honorable Mention catcher on 2013 Louisville Slugger/CollegeBaseballInsider.com team...participated in 2018-19 Twins Winter Caravan...came up wearing number 43, changed to 23 in 2018, then changed to 18, giving number 23 to Nelson Cruz.

2019:

- Made Twins Opening Day roster for second straight season as club's backup catcher.
- Recorded first career multi-homer game April 9 at New York-NL, both off Jacob deGrom...ended with five multi-homer games: April 20 at Baltimore, July 22 vs. New York-AL, August 31 at Detroit and September 7 vs. Cleveland...the only catcher in baseball with as many multi-homer games.
- Led off for the first time in career April 15 vs. Toronto becoming the first catcher to start and bat leadoff for the Twins since Butch Wynegar August 23, 1980, and just third catcher in club history (Wynegar, 48 times from 1977-80 and John Roseboro, seven times in 1968).
- Placed on 10-day Injured List with a left high ankle sprain May 15, an injury he suffered the previous night vs. Los Angeles-AL as Shohei Ohtani slid into his leg at home plate...played in three games on rehab assignment with Double-A Pensacola and returned from IL June 2.
- Caught 17.0 innings in a Twins 4-3 victory June 18 vs. Boston...caught 16.0 innings 10 days later June 27 vs. Tampa Bay...17.0 innings marked the third most innings caught in club history, trailing Brian Harper (22.0 on August 31, 1993 vs. Cleveland) and Butch Wynegar (18.2 on August 25, 1976 vs. New York-AL)...Garver had 20 total chances and 17 putouts in the game, the chances marking a Twins catching record.
- Hit 15th home run July 17 vs. New York-NL, in his 48th game...along with 37 runs scored, became the third catcher in baseball history with 15-plus homers and 37-plus runs in fewer games, along with Ivan Rodriguez in 2000 (39 games) and Roy Campanella in 1953 (40 games).
- Hit first career leadoff homer July 2 vs. Oakland off Brett Anderson...became second Twins catcher to hit a leadoff homer, joining Butch Wynegar June 3, 1980 vs. Boston...finished with three leadoff homers, one of three catchers in baseball history with at least three leadoff homers in a season, joining Paul Lo Duca (4 in 2001) and Buck Ewing (3 in 1883).
- Hit club's 268th home run of season August 31 at Detroit, off Joe Jiménez, setting a new MLB record, passing the 2018 Yankees (267).
- Hit 27th home run September 7 vs. Cleveland, off Aaron Civale - all home runs hit as catcher, passing Earl Battey (1963) and setting a club record for home runs in a season as catcher...finished with 30 of his 31 homers while behind the plate.
- Led MLB catchers in home runs, while leading AL catchers in RBI (65), slugging (.660), OBP (.373, tied with SEA C Omar Narváez), runs (68), OPS 1.032), isolated power (.372), and coming in third with a .288 batting average and fourth with 35 walks (all w/ min. 350 PA, numbers were as a catcher only).
- His season OPS of .995 was the sixth-best by any Twin with at least 350 plate appearances.
- Hit nine home runs in Interleague Play, tying a club record, held by Trevor Plouffe in 2012.
- Hit .344 (21-for-61) and compiled a 1.179 OPS with runners in scoring position, recording three doubles, one triple, and seven home runs.
- Hit .321 (34-for-129) with a 1.170 OPS vs. left-handed pitching and .249 (51-for-205) with a .902 OPS vs. right-handed pitching.

2018: Made Twins Opening Day roster and spent entire season with Twins, his first of career...was club's back-up catcher to Jason Castro...became Twins number one catcher after Jason Castro was placed on disabled list May 5 (right knee meniscus tear)...hit .316 (18-for-68) with four doubles, one triple, three home runs, 14 RBI, 10 walks and a .418 on-base percentage in 19 July games...recorded first career walk-off hit July 30 vs. Cleveland, a one out double in the bottom of the ninth, giving the Twins a 5-4 win...made first career pitching appearance August 6 at Cleveland, pitching 1.0 scoreless inning with one hit allowed...had career-high seven-game hitting streak August 16-23...tied career-high with four hits September 28 vs. Chicago-AL, including a career-high six RBI, two RBI short of the Twins record of eight (Glenn Adams in 1977 and Randy Bush in 1989)...hit .293 (43-for-147) in 48 away games and .245 (38-for-155) in 54 home games...hit .288 (59-for-205) vs. right-handed pitching and .227 (22-for-97) vs. left-handed pitching...led Twins in games caught with 86 (75 starts)...fifth most for a rookie in club history and most since Matt Walbeck caught 95 in 1994...ranked seventh in the AL in catcher ERA (4.60)...ranked tied for sixth among AL rookies in doubles (19), ninth in games (103) and walks (29), 10th in hits (81)...led all MLB rookie catchers in walks, second in games, hits, doubles, runs, RBI, and third in home runs.

CAREER HIGHS

Hits: 4, 3x, last 4/9/19 at NYM

RBI: 6, 9/28/18 vs. CWS

HR: 2, 5x, last 9/7/19 vs. CLE

GS: - -

SB: - -

Hit-Streak: 7, 2x, last 8/16-8/23/19

WALK-OFF HITS

7/30/18 vs. CLE (2B)

MULTI-HR GAMES

4/9/19 at NYM

4/20/19 at BAL

7/22/19 vs. NYY

8/31/19 at DET

9/7/19 vs. CLE



2017: Played in Twins spring training for third straight season; optioned to Triple-A Rochester on March 18...appeared in the outfield for the first time in his career on June 9 vs. Syracuse; made 14 starts in left field for the Red Wings...hit three home runs in one game July 9 vs. Syracuse, the first Red Wing to do so since ByungHo Park July 28, 2016...became first Red Wings catcher to be named an International League Postseason All-Star since Jose Morales in 2007...hit 14 home runs as a catcher for Rochester, the most for a Red Wing catcher since at least 1990...recalled from Rochester on August 18 and made major league debut the next night, striking out against Arizona's J.J. Hoover in a pinch-hitting appearance...collected first major league hit on August 20 vs. Arizona, an infield single to third base off Braden Shipley...first career three-hit game came August 30 vs. Chicago-AL, including a double, a triple and a walk...named catcher on the Twins Organizational All-Star team by MiLB.com...given 2017 Sherry Robertson Award as Twins Minor League Player of the Year.

2016: Was an invite to Twins spring training for second straight season; reassigned to minor league camp March 18 and began season with Double-A Chattanooga...placed on 7-day disabled list May 12 with concussion-like symptoms; reinstated May 25...named Southern League Midseason All-Star...named Twins minor league Player of the Week July 9, hitting .455 (10-for-22) with four doubles, one home run, five RBI, seven runs scored and six walks in six games for the Lookouts...promoted to Triple-A Rochester August 9...combined to hit .270 (117-for-434) with 30 doubles, 12 home runs, 74 RBI, 50 runs scored and 50 walks in 117 games between Chattanooga and Rochester; caught 60 games and played 16 games at first base...added to Twins 40-man roster November 18...played 19 games for Surprise in the Arizona Fall League, hitting .229 (16-for-70) with four doubles, four home runs and 14 RBI...named to AFL's Top Prospect Team...named 17th best prospect in Twins system by *Baseball America*, entering 2017.

2015: Was an invite to Twins spring training; reassigned to minor league camp March 15 and spent entire season with Single-A Ft. Myers...hit .330 (29-for-88) with eight doubles and 10 RBI in 24 June games...hit safely in season-high 10 straight games August 5-15, hitting .400 (14-for-35) with three doubles, one triple, one home run, eight RBI and eight walks in that span...led Miracle in doubles (24), RBI (58), total bases (144) and walks (69), and ranked third in hits (106) and runs (46)...led Florida State League in walks (69) and ranked seventh in on-base percentage (.356)...hit .282 (37-for-131) against left-handed pitching and .228 (69-for-302) against right-handed pitching for the Miracle...played 77 games (75 starts) at catcher for the Miracle, 14 games at first base (all starts) and 34 games as designated hitter...played for Scottsdale in the Arizona Fall League, hitting .317 (13-for-41) with five doubles, one home run and nine RBI in 12 games.

2014: Spent entire season with Single-A Cedar Rapids...named Twins minor league Player of the Week April 11, hitting .400 (8-for-20) with three doubles, four home runs, six RBI, five walks and six runs scored in seven games...named Twins minor league Player of the Month for April, hitting .321 (25-for-78) with seven doubles, five home runs, 16 RBI, 13 runs scored and 11 walks in 23 games...hit safely in season-high 10 straight games May 25-June 4, hitting .436 (17-for-39) in that time...reached base safely via hit or walk in 28 straight games May 21-June 22, posting a .458 on-base percentage in that time...had first professional three-homer game July 21 vs. Ft. Wayne, including season-high five RBI...named Twins minor league Player of the Month for August, hitting .308 (28-for-91) with nine doubles, one home run, 13 RBI and 20 walks in 26 August games...hit .323 (31-for-96) against left-handed pitching and .290 (97-for-334) against right-handed pitching...named Midwest League Postseason All-Star...ranked fourth in the Midwest League in batting average (.298)...named catcher on Midwest League All-Star Team by *Baseball America*...was named catcher on Twins MiLB.com organizational All-Star team.

2013: Began professional career with Rookie Elizabethton...led E-Twins in doubles (15) and tied for team lead in RBI (30)...tied for fourth in the Appalachian League in doubles.

PROFESSIONAL: Selected by Twins in ninth round of 2013 First-Year Player Draft; signed by scout Ted Williams.

GARVER'S BATTING RECORD																			
YEAR	CLUB	AVG	G	AB	R	H	2B	3B	HR	RBI	SH	SF	HBP	BB	SO	SB	CS	OBP	OPS
2013	Elizabethton	.243	56	202	16	49	15	2	2	30	1	1	2	19	31	0	0	.313	.679
2014	Cedar Rapids	.298	120	430	65	128	29	1	16	79	0	1	12	61	65	7	5	.399	.880
2015	Ft. Myers	.245	127	433	46	106	24	1	4	58	0	8	10	69	82	5	3	.356	.689
2016	Chattanooga	.257	95	358	44	92	25	0	11	66	0	5	1	43	86	1	3	.334	.753
	Rochester	.329	22	76	6	25	5	0	1	8	0	1	0	7	21	0	0	.381	.815
2017	Rochester	.291	88	320	56	93	29	0	17	45	0	1	1	50	85	2	0	.387	.928
	MINNESOTA	.196	23	46	5	9	1	3	0	3	0	0	0	6	15	0	0	.288	.646
2018	MINNESOTA	.268	103	302	38	81	19	2	7	45	1	1	2	29	72	0	0	.335	.749
2019	Pensacola	.111	3	9	1	1	0	0	0	0	0	0	0	0	3	0	0	.111	.222
	MINNESOTA	.273	93	311	70	85	16	1	31	67	0	2	5	41	87	0	0	.365	.995
Minor League Totals		.270	511	1828	234	494	127	4	51	286	1	17	26	249	373	15	11	.363	.791
Major League Totals		.266	218	659	113	175	36	8	38	115	1	3	7	76	174	0	0	.346	.858

GARVER'S CAREER FIELDING RECORD									
POSITION	PCT	G	PO	A	E	TC	DP	PB	
Catcher	.992	205	1391	69	12	1472	9	18	
First Base	.966	8	25	3	1	29	3	—	
Outfield	1.000	2	2	0	0	2	0	—	
Pitcher	—	1	0	0	0	0	0	—	
Totals	.996	216	1418	72	13	2921	12	18	

GARVER'S PITCHING RECORD														
YEAR	CLUB	W-L	ERA	G	GS	CG	SH	SV	IP	H	R	ER	HR	HB
2018	Minnesota	0-0	0.00	1	0	0	0	0	1.0	1	0	0	0	0



44 KYLE GIBSON



RIGHT-HANDED PITCHER

H/W: 6-6/216 B/T: R/R
Age: 31
Born: 10/23/1987 in Greenfield, IN
Resides: Ft. Myers, FL

Acquired: 1st RD (22nd overall), 2009 MLB Draft
M.L. Service: 6 years, 39 days
Contract Status: Signed thru 2019

PERSONAL: Kyle Benjamin Gibson...Twitter: @kgib44...wife Elizabeth (Straatmann)...two daughters, Hayden Leigh (3/6/14) and Rossilyn (9/5/19), and son Mills (12/29/16)...2006 graduate of Greenfield-Central High School in Greenfield, IN...was a Louisville Slugger preseason All-American in 2006...named Hancock County Player of the Year...named Hoosier Heritage Conference Player of the Year...was a two-time Indianapolis Star All-East team selection...attended University of Missouri in Columbia, MO and was a communications major...went 28-10, 3.66 ERA (261.0 IP, 106 ER) with 61 walks, 304 strikeouts and seven complete games in 63 career games (29 starts) for the Tigers...participates annually in Twins Winter Caravan...is involved with Cheerful Givers, an association that supports helping children in need, providing gifts to disadvantaged children...annually hosts a fantasy football league to benefit various charities including the Twins Community Fund and Big League Impact...given 2017 Carl R. Pohlad Community Service Award, voted on by the Twins Community Fund Board of Directors...established a community ticket program that provides Twins tickets to Christian and inner-city youth groups...every Tuesday home game in 2019, Kyle hosted local Christian organizations for special meet and greet at Target Field and provided Twins tickets...hosted the Grand Slam Dinner benefitting the Boys & Girls Clubs of the Twins Cities...Fantasy Football Draft benefitting Big League Impact...hosted the inaugural Big League Impact "Swing for Impact" Topgolf event...is Twins Community Fund Board Member...2019 Twins Nominee for the Roberto Clemente Award...in 2019 raised funds through Big League Impact ALL WIN campaign, impacting The Sheridan Story, Tandem.

CAREER HIGHLIGHTS: Ranks seventh on Twins all-time list in games started (188)...since the start of 2014 has induced 136 ground ball double plays, most in baseball...named 2018 Charles O. Johnson Award winner for Most Improved Twin, also Mike Augustin "Media Good Guy" Award...had a 2.35 ground ball-per-fly ball ratio from 2014-15, which was third-best in the AL...was given the 2015 Joseph W. Haynes Award for Twins Pitcher of the Year as voted on by the Twin Cities Chapter of the BBWAA after leading the Twins in innings pitched (194.2), starts (32), strikeouts (145) and quality starts (17)...recorded double-digit win totals five times in career (13 in 2014, 11 in 2015, 12 in 2017, 10 in 2018 & 13 in 2019)...since start of 2014, leads Twins staff in innings pitched (1036.0), strikeouts (816) and starts (178)...2010 recipient of Jim Rantz Award, given to Twins minor league Pitcher of the Year.

2019:

- Opened season as Twins fourth starter, making first start April 3 vs. Kansas City after bout with E. Coli over the winter that delayed his spring training preparation.
- Set career-high with 11 strikeouts May 8 at Toronto (6.0 IP)...second career double-digit strikeout game (10, April 26, 2018 at NYY).
- Reached and passed 1000.0 career innings pitched June 14 vs. Kansas City...finished start with 8.0-shutout innings with two hits allowed, no walks and six strikeouts in a 2-0 Twins victory.
- Made first career relief appearance June 27 vs. Tampa Bay in an 18-inning 5-3 loss...pitched a scoreless 17th inning with one strikeout...made 174 consecutive starts to begin career prior to relief appearance...made five relief appearances overall, posting a 3.38 ERA (5.1 IP, 2 ER) in the role.
- Earned 10th win July 28 at Chicago-AL, marking the fifth time in career with double-digit win-totals.
- Placed on 10-day Injured List with Ulcerative Colitis September 1; reinstated September 10...during time on IL, he and his wife had their third child.
- Named Twins nominee for the Roberto Clemente Award, the first of his career.

2018: Made Twins Opening Day roster for fifth time in career and was club's number three starter March 31 at Baltimore...started Twins Home Opener for second time (2016) in career on April 5 vs. Seattle, allowing two runs (1 earned) on seven hits in 4.1 innings pitched...set single-game career-high with 10 strikeouts April 26 at New York-AL, pitching 6.0 shutout innings with one hit allowed...earned the win July 7 vs. Baltimore, his 21st career win at Target Field, passing Brian Duensing (20), becoming the winningest pitcher at Target Field at that time...set season-high with 8.0 innings pitched twice: July 12 vs. Tampa Bay (W) and July 26 at Boston (W), throwing career-high 120 pitches vs. Red Sox...won 50th career game August 11 at Detroit, allowing one run on seven hits in 7.0 innings pitched...allowed three home runs August 22 at Chicago-AL (Engel, Anderson, Delmonico), tying a single-game career-high (June 5, 2015 vs. MIL)...surpassed 900.0 career innings pitched September 3 at Houston...went 3-2, 2.76 ERA (32.2 IP, 10 ER) with 11 walks and 26 strikeouts in five September starts...2.76 ERA ranked ninth best in AL...held right-handed hitters to a .215 average and left-handers to a .270 average...set career-highs in innings pitched (196.2), strikeouts (179), ERA (3.62), quality starts (18) and strikeouts-per-9.0 IP (8.19)...ranked first on Twins in innings pitched, ERA, and quality starts, tied for first in starts (32), and second in strikeouts...was supported with 90 runs on the season for a run support average of 4.12, fourth lowest in the AL...ranked tied for second in the AL in opponent ground into doubleplays (23)...finished with 32 starts; along with José Berrios (32) and Jake Odorizzi (32), they became the first trio of Twins with 30-plus starts in the same season since 2007 (Johan Santana - 33, Carlos Silva - 33, and Boof Bonser - 30)...given the Charles O. Johnson Award for Most Improved Twin and the Mike Augustin "Media Good Guy" Award, both voted on by the Twin Cities Chapter of the BBWAA.

CAREER HIGHS

IP: 9.0, 8/17/16 at ATL
SO: 11, 5/8/19 at TOR
Walks: 6, 8/8/19 vs. CLE
CG: 2, last 8/17/16 at ATL
Low-Hit CG: 6, 9/8/15 at KC
Win-Streak: 7, 8/22/17-3/31/18



2017: Made Twins Opening Day roster for fourth time in career and was club's number three starter...went 0-4, 8.20 ERA (26.1 IP, 24 ER) in first six starts and was optioned to Triple-A Rochester May 4...made two starts for the Red Wings, going 0-2, 2.92 ERA (12.1 IP, 4 ER) and was recalled from Rochester May 22 (Phil Hughes, disabled list)...upon return from Rochester, went 12-6, 4.44 ERA (131.2 IP, 65 ER) in 23 starts from May 22 through the end of the season...optioned to Rochester for second time July 24 when the Twins acquired left-handed pitcher Jaime Garcia...recalled August 5...went 6-0, 2.92 ERA (49.1 IP, 16 ER) with 10 walks and 46 strikeouts in eight starts from August 22 through the end of the season, establishing a career high with an active six-game winning streak...ranked second on Twins staff in innings pitched (158.0) and starts (29), and third in wins (12) and strikeouts (121)...was supported with 138 runs, tied with Cleveland's Carlos Carrasco for the most in baseball...his 7.86 run support average led baseball (minimum 150.0 IP)...induced 26 ground ball double plays, third-most in AL and fifth-most in baseball...given 2017 Carl R. Pohlad Community Service Award, voted on by the Twins Community Fund Board of Directors.

2016: Made third career Opening Day roster and was club's number two starter...placed on 15-day disabled list April 26 with a right shoulder strain; made three starts between Single-A Ft. Myers and Triple-A Rochester and was returned from rehab assignment and reinstated June 10...recorded first win of season June 28 at Chicago-AL, pitching 7.0 shutout innings, snapping five-game losing streak to start season...set season-high and tied career-high with 8.0 innings pitched July 22 at Boston, allowing just one run on two hits and earned the win; only run allowed was Mookie Betts' leadoff homer...pitched second career complete game August 17 at Atlanta, allowing three runs on eight hits with three walks and six strikeouts; made five plate appearances (0-for-4, walk, run), tying a Twins record and most for a Twins pitcher since Johan Santana June 19, 2007 at New York-NL...set season-high with eight strikeouts (6.1 IP) in final start September 29 at Kansas City...pitched 5.0-plus innings in 23 starts, 6.0-plus in 12 starts and 7.0-plus in five starts...held right-handed batters to a .273 (84-for-308) batting average and left-handed batters to a .326 (91-for-279) average...induced 21 ground ball double plays, tied for fifth most in the AL...ranked second on Twins staff in innings pitched (147.1), third in starts (25) and strikeouts (104), and tied for third in wins (6).

2015: Made second career Opening Day roster and was club's third starter...posted a 20.0-inning scoreless streak April 26-May 12, tied for 10th longest in AL in 2015...posted a 19.2-scoreless inning streak September 8-19, the 14th longest in the AL...was only pitcher in baseball to post multiple scoreless inning streaks of 19.2-or-longer...posted a 2.85 ERA (113.2 IP, 36 ER) in 18 starts pre-All-Star break, the fourth lowest ERA for a Twins starter since 1992 (minimum 80.0 innings pitched), trailing Francisco Liriano (1.83 in 2006), Johan Santana (2.75 in 2007) and Brad Radke (2.77 in 1998)...ranked fourth in baseball in groundball double plays induced (27) and ranked second on club, trailing Mike Pelfrey (29)...also ranked fourth in baseball in groundball-doubleplays-per-9.0 IP (1.25) and 10th in ground ball-per-fly ball ratio (2.37)...led Twins in innings pitched (194.2), starts (32), strikeouts (145), quality starts (17) and tied with Phil Hughes for most wins (11)...pitched 6.0-plus innings in 20 starts and 7.0-plus in 10 starts...given Joseph W. Haynes Award for Twins Pitcher of the Year as voted on by the Twin Cities Chapter of the BBWAA.

2014: Made first career Opening Day roster as the club's fifth starter...won each of first three starts becoming the first Twin since Livan Hernandez (2008) to make the Twins starting rotation and start the season with three straight victories...pitched 8.0 shutout innings April 17 vs. Toronto (Game 1), which lowered his ERA to 0.93...according to Elias Sports Bureau, since the original Washington Senators relocated to Minnesota in 1961, the only other Twins pitchers to win their first three starts of a season while posting an ERA below 1.00 were Bill Krueger in 1992 (0.75 ERA) and Francisco Liriano in 2006 (0.56 ERA)...recorded first major league hit in fourth career at-bat June 2 at Milwaukee, singling off Matt Garza...posted a 22.0 scoreless inning streak June 2-18, the fifth longest in club history for a starter (Elias); fifth longest for an AL starter in 2014...ranked second on Twins staff in wins (13), starts (31), innings pitched (179.1) and third in strikeouts (107)...allowed just 12 home runs, tied for third fewest in the AL (minimum 170.0 innings pitched) and tied for sixth fewest in baseball...posted a 0.60 home run-per-9.0 innings pitched ratio, the seventh lowest in the AL...posted a ground ball percentage of 55.8%, the fifth highest in the AL...posted a 2.32 groundball-per-flyball ratio, the fourth highest in the AL...posted an ERA of 1.31 (96.0 IP, 14 ER) in his 13 wins and 8.10 ERA (83.1 IP, 75 ER) in his 12 losses...pitched 6.0-plus innings in 20 of his 31 starts and 7.0-plus in 13 starts.

2013: Pitched in Twins major league spring training for the first time in his career and was optioned March 14...named Twins minor league Pitcher of the Week May 12 after pitching a complete game shutout May 8 at Toledo, allowing four hits, with two walks and eight strikeouts, earning the win...recalled by Minnesota June 25...at the time of his promotion, ranked first among International League pitchers in shutouts (2), tied for third in wins (7) and strikeouts (79), fourth in innings pitched (92.2), sixth in WHIP (1.14), and eighth in ERA (3.01)...made major league debut June 29 vs. Kansas City, allowing two runs on eight hits in 6.0 innings pitched with no walks and five strikeouts, earning the win...according to Elias, the win and five strikeouts made him just the third Twin to win his major league debut while striking out five-or-more batters, the others being Bert Blyleven in 1970 at RFK Stadium against Washington and Darrell Jackson in 1978 at Metropolitan Stadium against Detroit; they each had seven strikeouts...with the win, he became the 10th Twin to win in his debut as starter, first since Anthony Swarzak May 23, 2009 vs. Milwaukee...named right-handed starter on MiLB.com Twins organizational All-Star team.

2012: Made first start with GCL Twins July 10 vs. GCL Red Sox while on rehab assignment after recovering from "Tommy John" surgery on right elbow...pitched for Peoria Javelinas in the Arizona Fall League, going 3-2, 5.40 ERA (23.1 IP, 14 ER) with eight walks and 28 strikeouts in six starts...named Arizona Fall League Pitcher of the Week for Week 2, going 1-0, allowing six hits and one run with eight strikeouts and no walks in 5.0 innings...named to AFL's Top Prospect team and was ranked fourth best prospect in the AFL by *Baseball America*...ranked fourth best prospect and best slider in the Twins system by *Baseball America* entering the 2013 season...added to the Twins 40-man roster in November.

2011: Named International League Pitcher of the Week May 23-29 after going 2-0, 1.42 ERA with 18 strikeouts in 12.2 innings...selected to the All-Star Futures Game at Chase Field in Arizona, tossing 1.1 innings while giving up two hits and no runs...placed on disabled list August 2 with an injury to right arm, ending his season...had "Tommy John" surgery on right elbow September 7...ranked eighth best prospect and best slider in the Twins minor league system by *Baseball America* entering the 2012 season.

2010: Named Twins minor league Player of the Week May 1 after going 1-0 with one run allowed, five hits, five walks and 10 strikeouts in two starts (14.0 IP)...also earned Florida State League Pitcher of the Week honors May 3...named Twins minor league Pitcher of the Month for May, going 5-0, 1.62 ERA (39.0 IP, 7 ER) with 10 walks and 35 strikeouts in six starts between Ft. Myers and New Britain...named to the Eastern League All-Star team, representing the Eastern Division, pitching 1.0 scoreless inning...disabled for remainder of season with a left ankle sprain August 26...recipient of ninth annual Jim Rantz Award, given to Twins minor league Pitcher of the Year...ranked top prospect, as well as best slider and best change-up, in the Twins organization by *Baseball America* entering the 2011 season; also ranked 34th best prospect in baseball by *Baseball America*'s top 100 pre-2011 rankings...named to MiLB.com's 2010 Twins organizational All-Star team.

2009: Ranked third best prospect and best slider in the Twins system by *Baseball America* entering 2010...also ranked 61st on *Baseball America*'s top 100 pre-2010 rankings.

AMATEUR CAREER: Named to the All-Big 12 honorable mention team in 2007 and 2008 and All-Big 12 First-Team in 2009 while playing at University of Missouri...tied school record for strikeouts in a season (131) in 2009...went 11-3, 3.21 ERA (106.2 IP, 38 ER) and tossed five complete games in 2009...named *Baseball America* All-American Second-Team in 2009...ranked third best prospect in Cape Cod League by *Baseball America* in summer of 2007...named Golden Spikes Award semifinalist in 2009...named to USA Baseball Collegiate national team following the 2008 season and led team in wins (5)...earned the win for USA in 1-0 victory over Japan in the 2007 FISU World Championships gold medal game.

PROFESSIONAL: Selected by Twins in first round (22nd overall) of 2009 First-Year Player Draft; signed by scout J.R. DiMercurio...originally selected by Phillies in 36th round of 2006 First-Year Player Draft, but did not sign.

GIBSON'S PITCHING RECORD																			
YEAR	CLUB	W-L	ERA	G	GS	CG	SH	SV	IP	H	R	ER	HR	HB	BB	SO	WP	K/9	BAA
2010	Ft. Myers	4-1	1.87	7	7	1	1	0	43.1	33	11	9	2	2	12	40	2	8.3	.213
	New Britain	7-5	3.68	16	16	1	0	0	93.0	91	39	38	5	4	22	77	3	7.5	.259
	Rochester	0-0	1.72	3	3	0	0	0	15.2	12	5	3	0	1	5	9	1	5.2	.214
2011	Rochester	3-8	4.81	18	18	0	0	0	95.1	109	57	51	11	1	27	91	5	8.6	.282
2012	GCL Twins	0-0	2.45	9	7	0	0	0	14.2	9	4	4	1	0	4	16	1	9.8	.176
	Ft. Myers	0-0	2.57	2	2	0	0	0	7.0	6	2	2	1	1	1	7	0	9.0	.231
	Rochester	0-2	9.45	2	2	0	0	0	6.2	11	7	7	1	0	1	10	0	13.5	.367
2013	Rochester	7-5	2.92	17	17	2	2	0	101.2	85	36	33	5	0	33	87	3	7.7	.227
	MINNESOTA	2-4	6.53	10	10	0	0	0	51.0	69	38	37	7	5	20	29	4	5.1	.327
2014	MINNESOTA	13-12	4.47	31	31	0	0	0	179.1	178	91	89	12	2	57	107	11	5.4	.258
2015	MINNESOTA	11-11	3.84	32	32	1	0	0	194.2	186	88	83	18	7	65	145	7	6.7	.252
2016	Ft. Myers	0-0	0.96	2	2	0	0	0	9.1	9	1	1	0	0	1	8	1	7.7	.273
	Rochester	1-0	1.50	1	1	0	0	0	6.0	7	2	1	0	0	3	2	0	3.0	.292
2016	MINNESOTA	6-11	5.07	25	25	1	0	0	147.1	175	89	83	20	4	55	104	9	6.4	.298
2017	Rochester	1-2	2.08	3	3	0	0	0	17.1	13	4	4	1	0	5	23	0	11.9	.206
	MINNESOTA	12-10	5.07	29	29	0	0	0	158.0	182	93	89	24	6	60	121	4	6.9	.292
2018	MINNESOTA	10-13	3.62	32	32	0	0	0	196.2	177	88	79	23	4	79	179	8	8.2	.241
2019	MINNESOTA	13-7	4.84	34	29	0	0	0	160.0	175	99	86	23	7	56	160	8	9.0	.275
Minor League Totals		23-23	3.36	80	78	4	3	0	410.0	385	168	153	27	9	114	370	16	8.1	.248
Major League Totals		54-61	4.47	159	159	2	0	0	927.0	967	487	460	104	28	336	685	43	6.7	.270

GIBSON'S CAREER FIELDING RECORD								
POSITION	PCT	G	PO	A	E	TC	DP	PB
Pitcher	.988	193	105	145	3	253	17	—

GIBSON'S CAREER BATTING RECORD														
BATTING	AVG	AB	R	H	2B	3B	HR	RBI	SH	SF	HBP	BB	SO	SB
Career	.211	19	3	4	0	0	0	0	2	0	0	2	10	0

GIBSON'S GAME LOGS																				
DATE	OPP.	W	L	SV	SVO	HLD	ERA	GS	CG	IP	H	R	ER	HR	BB	IBB	HB	SO	AVG	#PIT
4/3	@KC	0	0	0	0	0	9.64	1	0	4.2	8	6	5	1	2	0	0	2	.364	84
4/9	@NYM	0	0	0	0	0	7.71	1	0	4.2	6	3	3	2	3	0	0	6	.333	97
4/16	Tor	0	0	0	0	0	7.36	1	0	5.1	4	4	4	0	3	0	0	4	.295	94
4/21	@Bal	1	0	0	0	0	6.10	1	0	6.0	5	2	2	0	0	0	0	6	.274	89
4/28	Bal	1	0	0	0	0	4.88	1	0	7.0	3	1	1	1	0	0	1	6	.241	105
APRIL TOTALS		2	0	0	0	0	4.88	5	0	27.2	26	16	15	4	8	0	1	24	.241	469
5/3	@NYY	0	1	0	0	0	4.68	1	0	5.0	7	5	2	1	2	0	1	5	.258	100
5/8	@Tor	1	0	0	0	0	4.19	1	0	6.0	2	1	1	1	1	0	0	11	.236	88
5/14	LAA	1	0	0	0	0	4.26	1	0	5.2	6	3	3	0	2	0	0	5	.244	88
5/19	@Sea	0	1	0	0	0	4.47	1	0	6.0	9	4	4	2	0	0	0	6	.258	91
5/25	CWS	1	0	0	0	0	4.08	1	0	7.0	5	1	1	1	1	0	1	9	.251	98
MAY TOTALS		3	2	0	0	0	3.34	5	0	29.2	29	14	11	5	6	0	2	36	.261	465
6/1	@TB	1	0	0	0	0	3.75	1	0	5.0	6	1	0	0	1	0	1	3	.254	88
6/8	@Det	0	1	0	0	0	4.14	1	0	5.0	8	5	5	2	2	0	0	8	.262	94
6/14	KC	1	0	0	0	0	3.70	1	0	8.0	2	0	0	0	0	0	0	6	.247	88
6/19	Bos	0	1	0	0	0	4.18	1	0	4.1	7	6	6	0	5	0	0	3	.254	94
6/25	TB	1	0	0	0	0	4.26	1	0	7.0	7	4	4	1	1	0	1	7	.254	98
6/27	TB	0	0	0	0	0	4.21	0	0	1.0	0	0	0	0	0	0	0	1	.252	11
JUNE TOTALS		3	2	0	0	0	4.45	5	0	30.1	30	16	15	3	9	0	2	28	.254	473
7/3	@Oak	0	0	0	0	0	4.13	1	0	6.0	5	3	2	1	4	0	0	5	.251	102
7/7	Tex	0	0	0	0	0	4.09	1	0	1.0	1	0	0	0	1	0	0	1	.251	26
7/12	@Cle	0	0	0	0	0	4.03	1	0	3.2	4	3	1	1	1	0	1	5	.251	80
7/18	Oak	1	0	0	0	0	4.02	1	0	7.0	6	3	3	1	0	0	0	7	.248	106
7/23	NY	0	0	0	0	0	4.24	1	0	5.0	7	5	5	1	3	0	0	3	.252	101
7/28	@CWS	1	0	0	0	0	4.10	1	0	6.0	7	1	1	0	1	0	0	9	.254	96
JULY TOTALS		2	0	0	0	0	3.77	6	0	28.2	30	15	12	4	10	0	1	30	.259	511
8/3	KC	1	0	0	0	0	4.02	1	0	6.2	4	3	2	1	2	0	0	6	.249	110
8/8	Cle	0	1	0	0	0	4.24	1	0	4.1	4	6	5	0	6	0	0	2	.249	85
8/14	@Mil	0	0	0	0	0	4.28	1	0	5.0	8	3	3	0	3	0	0	3	.253	92
8/19	CWS	0	1	0	0	0	4.40	1	0	6.2	6	5	5	1	1	0	0	4	.253	99
8/24	Det	1	0	0	0	0	4.49	1	0	5.1	10	5	4	1	0	0	1	8	.260	95
8/30	@Det	1	0	0	0	0	4.58	1	0	5.0	10	4	4	1	0	0	0	5	.267	107
AUGUST TOTALS		3	2	0	0	0	6.27	6	0	33.0	42	26	23	4	12	0	1	28	.309	588
9/12	Was	0	1	0	0	0	4.73	1	0	4.2	8	6	5	2	4	0	0	5	.271	93
9/15	@Cle	0	0	0	1	0	4.76	0	0	1.0	2	2	1	1	1	0	0	0	.272	31
9/19	KC	0	0	0	0	0	4.88	1	0	1.2	3	3	3	0	4	0	0	2	.273	52
9/24	@Det	0	0	0	0	1	4.88	0	0	2.0	4	1	1	0	0	0	0	4	.275	43
9/28	@KC	0	0	0	0	0	4.85	0	0	1.0	1	0	0	0	2	0	0	2	.275	32
9/29	@KC	0	0	0	0	1	4.84	0	0	0.1	0	0	0	0	0	0	0	1	.275	7
SEPTEMBER TOTALS		0	1	0	1	2	8.44	0	0	10.2	18	12	10	3	11	0	0	14	.375	258

ROBERTO CLEMENTE AWARD

Since 1971, Major League Baseball has annually presented an award that recognizes a player who best exemplifies the game of baseball through sportsmanship, community involvement and positive contributions to his team.

In 1973, following the tragic death of Roberto Clemente, the award was named to honor the man whose spirit and goodwill will always be remembered. The 12-time All-Star and Hall of Famer was killed in a plane crash in 1972 delivering food and medical supplies to earthquake victims in Nicaragua. The award recognizes those individuals who truly understand the value of helping others.

A panel of baseball dignitaries, including Vera Clemente and the Commissioner, annually selects the winner from a list of 30 candidates, one from each Major League Baseball Club. The winner of the national Roberto Clemente Award is announced during a pre-game ceremony at the World Series. Past winners include Jamie Moyer, Jim Thome, Rod Carew (Twins - 1977), Dave Winfield (Twins - 1994), Kirby Puckett (Twins - 1996), Curt Schilling, Al Leiter, Tony Gwynn, Willie Mays, Ozzie Smith, Derek Jeter, Albert Pujols, John Smoltz, Cal Ripken, Jr., Andrew McCutchen and Anthony Rizzo.

The 2019 Minnesota Twins Roberto Clemente Award nominee was Kyle Gibson, his first career nomination.



9 MARWIN GONZALEZ



INFIELDER/OUTFIELDER

H/W: 6-1/205 B/T: S/R
Age: 30
Born: 3/14/1989 in Puerto Ordaz, VZ
Resides: Houston, TX

Acquired: Signed as a free agent, 2/25/19
M.L. Service: 7 years, 133 days
Contract Status: Signed thru 2020

PERSONAL: Marwin Javier Gonzalez...Twitter: @marwinGF9...Instagram: @marwingonzalez9...wife Noel, three kids...originally signed by Chicago-NL as a 16-year-old non-drafted free agent from Venezuela on Nov. 23, 2005...was taken by Boston with the 10th overall selection in the 2011 Rule 5 Draft...three picks later, the Astros selected RHP Marco Duarte with the first selection in the Triple-A phase, and the Astros and Red Sox traded these two picks for each other...Marwin's brother, Mario, spent four seasons in the Rangers minor league system from 1992-95.

CAREER HIGHLIGHTS: Made eight consecutive Opening Day rosters, seven with HOU, one with MIN...is the only player in MLB history to play in 20+ games at first base, second base, shortstop and leftfield in a single season, which he did in both 2017 and 2018...entered 2019 having four straight seasons logging at least 10 games at each of the following positions: leftfield, shortstop, first base, second base...in 2017, became the first player in MLB history to have a season with 30 doubles and 20 homers while appearing in multiple games at all of the following positions: leftfield, rightfield, first base, second base, third base, shortstop...in 2017, became the first player in MLB history to play at least 19 games at each of these five positions: first base, second base, third base, shortstop, leftfield...in 2017, hit a game-tying homer in the ninth inning off Kenley Jansen in Game 2 of the World Series at Los Angeles-NL, becoming the 10th player in World Series history to hit a game-tying home run in the ninth inning, and the first since Kansas City's Alex Gordon in Game 1 of the 2015 World Series.

2019:

- Was Twins Opening Day third baseman March 28 vs. Cleveland with Miguel Sanó beginning season in Injured List (right heel laceration).
- Reached safely in 16 straight games May 2-21, the fourth longest stretch of career.
- Made a start at seven different positions in an eight-game span May 26-June 5, starting at all defensive positions in that span with the exception of centerfield, catcher and pitcher.
- Hit .299 (29-for-97) with five doubles, three home runs, 10 RBI, 10 walks and a .370 on-base percentage in 25 May games.
- Tied career-high with four hits June 7 at Detroit, with two doubles and two singles.
- Placed on 10-day Injured List with a right hamstring strain June 27...missed nine games and reinstated June 29.
- Hit go-head three-run homer with two outs in the eighth inning August 13 at Milwaukee, off Josh Hader; Twins won 7-5.
- Tied career-high again with four hits August 15 at Texas...finished the three-game series at Globe Life Park going 11-for-18 with three doubles and four RBI, leading the club to four-game sweep.
- Played in 900th career game August 23 vs. Detroit.
- Missed time in late August and early September with an oblique injury.
- Hit .300 (36-for-120) as a right-handed batter and .249 (76-for-305) as a left-handed batter.
- Hit .298 (28-for-94) with runners in scoring position, and .360 (18-for-50) with a .967 OPS with runners in scoring position and two outs.
- Played 21 games (19 starts) at first base, two games (both starts) at second base, 40 games (35 starts) at third base, one game (start) at shortstop, 18 games (13 starts) in leftfield and 44 games (36 starts) in rightfield.
- Recorded eight outfield assists, tied with Eddie Rosario for most on club, despite playing in just 59 games (49 starts) in the outfield...eight assists marked the second-most in Twins history among players with 60-or-fewer games in the outfield (Jason Kubel had 9 in 2011).

2018: Made the Astros Opening Day roster for the seventh consecutive season and made third career Opening Day start, starting at first base on March 29 at Texas, going 1-for-3...played in a career-high 145 games in what was his seventh season with the Astros...marked the fourth season in his career where he logged at least 10 games at each of the following positions: leftfield, shortstop, first base, second base...became only player in MLB history to play in 20+ games at first base, second base, shortstop and left field in a single year, which he did in both 2017 and 2018...entered the month of August batting .228 on the season, but batted .285 (47-for-165) with an .875 OPS (.348 OBP/.527 SLG) over his final 46 games of the year spanning August-September, raising his average to .247 for the season...went 3-for-6 with a home run and five RBI on May 7 at Oakland, tying his single-game career-high for RBI (also May 2, 2017 vs. Texas)...posted his third career multi-homer game on Aug. 1 at Seattle, hitting both of his home runs as a right-handed hitter...hit a go-ahead, three-run homer with two outs in the ninth inning on August 6 at San Francisco, becoming the first Astros player to hit a go-ahead homer with two outs in the ninth inning of a game since Jed Lowrie (September 13, 2015 at Los Angeles-AL)...hit his second career grand slam on August 24 at Los Angeles-AL...set career-highs in plate appearances (552),

CAREER HIGHS

Hits: 4, 5x, last 8/15 at TEX
RBI: 5, 2x, last 5/7/18 at OAK
HR: 2, 3x, last 8/1/18 at SEA
GS: 1, 2x, last 8/24/18 at LAA
SB: 2, 9/2/17 vs. NYM
Hit-Streak: 13, 7/15-8/3/16

WALK-OFF HITS

8/18/15 vs. TB (HR)
5/11/16 vs. CLE (HR)

MULTI-HR GAMES

7/26/16 vs. NYY
5/2/17 vs. TEX
8/1/18 at SEA



at-bats (489) and walks (53)...made starts all over the field, starting games in leftfield (65 games) and at shortstop (29), first base (21), second base (19) and third base (2)...hit .333 (11-for-33) with two doubles, two homers, nine RBI and a .965 OPS (.389 OBP/.576 SLG) in eight postseason games, and led the Astros in RBI...reached base safely in all eight games, batting .538 (7-for-13) with five RBI in three games in the ALDS against Cleveland...in Game 2 of the ALDS vs. Cleveland, went 4-for-4 with a go-ahead two-run double off Andrew Miller...matched a franchise record for hits in a postseason game, also Yuli Gurriel (2017 ALDS Game 3), Carlos Correa (2015 ALDS Game 4), Carlos Beltrán (2004 NLDS Game 5) and Terry Puhl (1980 NLCS Game 5)...hit a bases-loaded, two-run, go-ahead double in Game 3 of the ALDS at Cleveland, and hit a go-ahead two-run homer off David Price in Game 2 of the ALCS at Boston.

2017: Made his sixth consecutive Opening Day roster and led the World Series Champion Astros in RBI (90) and ranked third in OPS (.907) to José Altuve (.957) and Carlos Correa (.941)...among AL players, ranked sixth in OPS, eighth in OBP (.377), ninth in batting average (.303) and 10th in slugging (.530)...became the first player in MLB history to have a season with 30 doubles and 20 homers while appearing in multiple games at all of the following positions: leftfield, rightfield, first base, second base, third base, shortstop...played 134 games, but did not play more than 47 games at a single position...appeared in games at these positions: leftfield (47 games), shortstop (38), first base (31), second base (22), third base (19), right field (2)...made starts at: leftfield (38), shortstop (33), first base (20), third base (15), second base (14)...became the first player in MLB history to play at least 19 games at each of these five positions: first base, second base, third base, shortstop, leftfield...became the first player since Minnesota's Cesar Tovar (1968) to play 19 games at five different positions in a single season...set career highs in runs (67), hits (138), doubles (34), homers (23), RBI (90), walks (49), batting average, on-base percentage, slugging percentage and OPS...posted a career-long, 20-game on-base streak from Sept. 19, 2016-April 14, 2017...in May, ranked second in the AL in batting (.382) and OBP (.461) while ranking tied for second in RBI (22), third in OPS (1.198) and fourth in slugging (.737)...notched the second multi-homer game of his career on May 2 vs. TEX, setting a single-game career-high with five RBI...hit a solo homer in the 5th while batting right-handed, and an 8th-inning go-ahead grand slam batting left-handed...per Elias, the only other player in club history to hit two homers in a game, including a game-winning grand slam in the 8th inning or later was Kevin Bass on Aug. 20, 1989 vs. CHC...homered from both sides of the plate for the second time in his career in that game on May 2 vs. TEX (also July 26, 2016 vs. NYY)...prior to Gonzalez, the last Astros player to homer from both sides of the plate was Lance Berkman on July 3, 2006 vs. CHC...recorded his first career postseason hit in Game 1 of the ALDS vs. BOS, a two-run, go-ahead double off LHP Chris Sale in the 4th inning...was also his first career postseason start...hit a game-tying homer in the 9th inning off RHP Kenley Jansen in Game 2 of the World Series at LAD...was his 1st career postseason homer...became the 10th player in World Series history to hit a game-tying home run in the 9th inning, and the first since Kansas City's Alex Gordon in Game 1 of the 2015 World Series...was the first such homer by a visiting player since Boston's Dwight Evans in Game 3 of the 1975 Fall Classic at CIN...played in all 18 postseason games en route to Houston's first ever World Series championship.

2016: In his fifth Major League season, set career highs in games played (141), at-bats (484), runs (55), hits (123), doubles (26), triples (3), homers (13), RBI (51), walks (22) and stolen bases (12)...made 118 starts at multiple positions: 74 at first base, 16 at third base, 14 in leftfield, eight at second base and six at shortstop...also made one appearance in centerfield...made the Opening Day roster for the fifth consecutive year (all with Houston)...spent the entire season on the Astros active roster...started at first base on April 5, marking his second career Opening Day start...recorded the first multi-homer game of his career on July 26 vs. NYY...switch hitter homered off LHP CC Sabathia and RHP Anthony Swarzak, becoming the first Astros player to homer from both sides of the plate since Lance Berkman on July 3, 2006 vs. CHC (homered off RHP Carlos Marmol and LHP Will Ohman)...had a career-long 13-game hitting streak from July 15-Aug. 3.

2015: Posted single-season career highs in games (120), starts (86), hits (96), doubles (18), homers (12), RBI (34), slugging percentage (.442) and OPS (.759)...played first base (43 games), shortstop (32), third base (21), second base (15) and leftfield (15)...hit .295 (41-for-139) with eight doubles, one triple, six homers, 14 RBI and an .843 OPS (.347 OBP/.496 SLG) against left-handed pitchers...made the Astros Opening Day roster for the fourth consecutive season...spent the entire year with Houston, but did miss seven games in September while nursing various hand injuries...hit a walk-off homer on Aug. 18 vs. TB, becoming the first Astros player with three hits and an extra-inning homer in the same game since Miguel Tejada on June 2, 2009 (Elias Sports Bureau)...over his final 70 games of the year, hit .321 (68-for-212) with nine doubles, one triple, 10 homers, 21 RBI and an .885 OPS (.371 OBP/.514 SLG)...played in four of the Astros six playoff games as a defensive replacement...marked his first trip to the postseason.

2014: Played in a career-high 103 games with Houston, making 76 starts (64 at SS, 6 at 3B, 5 at 2B, 1 in LF)...became the first Astro to start games at those four positions in one season since IF/OF Brian Bixler (2012)...tallied 285 at-bats, 81 more than his previous high set in 2013, and set career highs in almost every offensive category...batted .333 (13-for-39) against lefties, and all six of his homers came off righties...made his third straight Opening Day roster and spent the entire season on the active Major League roster for the first time in his career...shared time at shortstop with IF Jonathan Villar and former Twins infielder Gregorio Petit...notched four hits and an RBI on May 26 at KC, marking a career high for hits in a game...the last Astros shortstop to record four hits in a game was IF Angel Sanchez on April 12, 2011, vs. CHC.

2013: Played in 72 games with Houston, primarily at shortstop (53 games), but also saw time at second base (10) and third base (4)...made his second straight Opening Day roster and split time at shortstop with IF Ronny Cedeño until he was optioned to Triple A on June 24...played in 44 games with Triple A Oklahoma City and was recalled back to Houston on Aug. 14...remained in Houston through the end of the season where he served as the backup shortstop to IF Jonathan Villar...on April 2 vs. TEX, broke up RHP Yu Darvish's perfect-game bid with two outs in the 9th inning by hitting a single up the middle.

2012: Selected by Boston in the Rule 5 Draft before being traded to Houston in exchange for RHP Marco Duarte...even though he was acquired in a trade, his Rule 5 status still applied...the 10th overall selection in the 2011 Rule 5 Draft spent the entire 2012 season with the Astros on the major league roster...hit .234 (48-for-205) across 80 MLB games, making 38 starts at shortstop, six at third base and four at second base...made stints on the Paternity List (April 27-30) and the Disabled List (June 8-July 15)...started at shortstop for Houston on Opening Day, April 6, 2012, vs. COL...hit his first MLB homer on May 14 at PHL, which came as a pinch-hitter, off RHP Joe Blanton.

2011: Returned to Double-A Tennessee at the onset of the season, appearing in 64 games and hitting .301 (65-for-216) before being promoted to Triple-A Iowa...was named a Southern League Midseason All-Star...combined to hit .288 (119-for-413) with four home runs and 39 RBI in 124 games at the two levels...posted a .324 (47-for-145) line with two homers and 14 RBI against lefties and a .269 (72-for-268) mark against right-handed pitchers...played for Caracas in the Venezuelan Winter League, hitting .292 (49-for-168) with 17 RBI in 42 games.

2010: Returned to Class-A advanced Daytona for the first 23 games of the season before being promoted to Double-A Tennessee...combined to hit .251 (98-for-390) with four homers and 46 RBI at the two stops...played almost exclusively at shortstop with Tennessee, appearing in 81 games at the position and two games in the outfield...following the season, played for Caracas in the Venezuelan Winter League, hitting .324 (68-for-210) with two homers and 38 RBI in 59 games.

2009: Spent entire season with Single-A Daytona...played games at second base (27 games), third base (24), shortstop (38), leftfield (28) and centerfield (10)...marked his first professional appearance as an outfielder...played for Caracas in the Venezuelan Winter League following the season and hit .313 (21-for-67) with six doubles, two home runs and nine RBI in 24 games.

2008: Combined to hit .261 (94-for-360) with 52 RBI in 98 games with Class-A Peoria (33 games) and Class-A Boise (65)...led Boise and finished fourth in the Northwest League with 43 RBI.

2007: Repeated the season with the Arizona League Cubs but played in only 17 games because of injury.

2006: Combined to hit .227 (35-for-154) in his first professional season...began the year with the Arizona League Cubs and hit .198 (17-for-86) before joining the Dominican Summer League Cubs to finish the season...hit four home runs and collected 10 RBI in his 18 games with the DSL Cubs.

PROFESSIONAL: Originally signed by Chicago-NL as a 16-year-old non-drafted free agent from Venezuela on November 23, 2005.

GONZALEZ'S PLAYING RECORD																			
YEAR	CLUB	AVG	G	AB	R	H	2B	3B	HR	RBI	SH	SF	HB	BB	SO	SB	CS	OBP	OPS
2006	AZL Cubs	.198	24	86	9	17	4	1	0	11	0	0	0	8	19	0	2	.266	.533
	DSL Cubs	.265	18	68	9	18	3	0	4	10	1	0	0	0	14	1	1	.265	.750
2007	AZL Cubs	.288	17	59	12	17	3	3	1	10	0	0	1	9	10	1	2	.391	.883
2008	Peoria	.224	33	116	6	26	7	0	0	9	1	2	0	3	15	1	1	.240	.524
	Boise	.279	65	244	29	68	15	3	0	43	6	2	2	13	36	15	7	.318	.683
2009	Daytona	.241	120	424	43	102	15	4	2	34	8	1	2	26	77	9	8	.287	.596
2010	Tennessee	.246	86	305	24	75	11	3	4	41	3	4	1	17	40	6	4	.284	.625
	Daytona	.271	23	85	7	23	3	0	0	5	2	1	1	7	13	7	1	.330	.636
2011	Iowa	.274	60	197	24	54	12	1	2	19	8	4	1	16	21	3	1	.326	.701
2011	Tennessee	.301	64	216	29	65	18	1	2	20	2	1	3	17	27	4	2	.359	.780
2012	Oklahoma City	.333	13	39	2	13	4	0	1	10	0	0	1	3	7	0	0	.395	.908
	HOUSTON	.234	80	205	21	48	13	0	2	12	1	0	0	13	29	3	3	.280	.607
2013	Oklahoma City	.262	44	172	16	45	10	1	1	15	2	1	0	8	23	4	1	.293	.642
	HOUSTON	.221	72	204	22	45	8	0	4	14	8	1	0	9	37	6	2	.252	.571
2014	HOUSTON	.277	103	285	33	79	15	1	6	23	4	0	4	17	58	2	4	.327	.727
2015	HOUSTON	.279	120	344	44	96	18	1	12	34	7	0	3	16	74	4	5	.317	.759
2016	HOUSTON	.254	141	484	55	123	26	3	13	51	6	1	5	22	118	12	6	.293	.694
2017	HOUSTON	.303	134	455	67	138	34	0	23	90	3	2	6	49	99	8	3	.377	.907
2018	HOUSTON	.247	145	489	61	121	25	3	16	68	5	2	3	53	126	2	3	.324	.733
2019	MINNESOTA	.264	114	425	52	112	19	0	15	55	0	1	6	31	98	1	0	.322	.736
Minor League Totals		.260	567	2011	210	523	105	17	17	227	33	16	12	127	302	51	30	.306	.660
Major League Totals		.264	909	2891	355	762	158	8	91	347	34	7	27	210	639	38	26	.319	.737

GONZALEZ'S CAREER FIELDING RECORD									
POSITION	PCT	G	PO	A	E	TC	DP	PB	
Shortstop	.970	292	315	712	32	1059	148	---	
First Base	.989	212	1258	118	10	1386	111	---	
Leftfield	.992	175	224	12	2	238	1	---	
Second Base	.989	112	130	225	4	359	50	---	
Third Base	.964	133	65	199	10	274	13	---	
Rightfield	.971	48	62	4	2	68	0	---	
Centerfield	1.000	3	2	0	0	2	0	---	
Totals	.982	1819	3857	2440	116	6413	630	---	

GONZALEZ'S WILD CARD GAME RECORD																			
YEAR	OPPONENT	AVG	G	AB	R	H	2B	3B	HR	RBI	SH	SF	HBP	BB	SO	SB	CS	OBP	OPS
2015	New York-AL	.000	1	1	0	0	0	0	0	0	0	0	0	0	1	0	0	.000	.000

GONZALEZ'S DIVISION SERIES RECORD																			
YEAR	OPPONENT	AVG	G	AB	R	H	2B	3B	HR	RBI	SH	SF	HBP	BB	SO	SB	CS	OBP	OPS
2015	Kansas City	.000	3	2	0	0	0	0	0	0	0	0	0	0	1	0	0	.000	.000
2017	Boston	.200	4	15	2	3	1	0	0	2	0	0	2	0	6	0	0	.294	.561
2018	Cleveland	.538	3	13	1	7	2	0	0	5	0	0	1	0	2	0	1	.571	1.264
Division Series Totals		.333	10	30	3	10	3	0	0	7	0	0	3	0	9	0	1	.394	.827

CONZALEZ'S LEAGUE CHAMPIONSHIP RECORD

YEAR	OPPONENT	AVG	G	AB	R	H	2B	3B	HR	RBI	SH	SF	HBP	BB	SO	SB	CS	OBP	OPS
2017	New York-AL	.136	7	22	2	3	1	0	0	0	0	0	0	2	4	0	0	.208	.390
2018	Boston	.200	5	20	2	4	0	0	2	4	0	0	1	1	7	0	1	.273	.773
League Championship Totals		.167	12	42	4	7	1	0	2	4	0	0	1	3	11	0	1	.239	.572

CONZALEZ'S WORLD SERIES RECORD

YEAR	OPPONENT	AVG	G	AB	R	H	2B	3B	HR	RBI	SH	SF	HBP	BB	SO	SB	CS	OBP	OPS
2017	Los Angeles-NL	.208	7	24	3	5	2	0	1	2	0	0	0	4	5	0	0	.321	.738



51 BRUSDAR GRATEROL

RIGHT-HANDED PITCHER

H/W: 6-1/265 B/T: R/R
Age: 21
Born: 8/26/1998 in Calabozo, VZ
Resides: Calabozo, VZ

Acquired: Signed as undrafted free agent, August 29, 2014
M.L. Service: 29 days
Contract Status: Signed thru 2019

PERSONAL: Brusdar Javier Graterol...two years and eight months with girlfriend Allison Landa...have a puppy and name is Shakira...started playing baseball at 4 years old, grandfather took him to baseball practice for the 1st time...he likes animals, especially horses...his favorite music is Joropo (traditional Venezuelan music) & reggaeton...his family played baseball...his mother had a baseball team and played in it along with grandmother.

2019:

- Entered the season ranked the third best prospect in the Twins system by *Baseball America*.
- Combined to go 7-0, 1.92 ERA (61.0 IP, 13 ER) with 23 walks, 61 strikeouts, a .179 opponents' batting average and one save in 18 games (11 starts) between Triple-A Rochester, Double-A Pensacola and the GCL Twins on the season.
- Named Twins minor league Pitcher of the Week May 5, posting a 0.52 ERA (17.1 IP, 1 ER), with 21 strikeouts and a .121 opponent batting average in two starts.
- Appeared solely out of the Blue Wahoos and Red Wings bullpens following his final start on August 1, posting a 2.89 ERA (10.1 IP, 3 ER) with a .152 opponents batting average in seven combined appearances.
- Named a Midseason All-Star for Double-A Pensacola after going 5-0, 1.89 ERA (47.2 IP, 10 ER), 46 strikeouts to just 19 walks and a .188 opponent batting average.
- Missed nearly 10 weeks with a shoulder impingement from May 25-August 7.
- Had contract selected by Minnesota September 1.
- Made major league debut September 1 at Detroit...recorded first career strikeout, fanning Dawel Lugo, his first batter in the ninth inning...at 21.006-years-old, became 11th youngest Twins pitcher to ever make his debut, youngest since Rich Garces at 19.123-years-old in 1990.
- Earned first career win September 14 at Cleveland (Game 2), pitching 2.0 scoreless innings with no hits, no walks and three strikeouts in a Twins 9-5 victory.

2018: Split the year between full-season Cedar Rapids and Single-A Advanced Ft. Myers, posting a combined record of 8-4 with a 2.74 ERA (102.0 IP, 31 ER), including a 3-2 record with a 2.18 ERA in Cedar Rapids...named Midwest League Midseason All-Star after going 2-2, 2.48 ERA (36.1 IP, 10 ER) with six walks and 42 strikeouts in seven starts before the All-Star break...spent two stints on the 7-day Injured List from May 8-14 with back spasms and May 30-June 6 with a right hand contusion.

2017: Played in 10 games (7 starts), covering two levels (GCL and Elizabethton), going 4-1 with a 2.70 ERA while posting 45 strikeouts and allowing only 26 hits...didn't make his season debut until June 26 as he recovered from right elbow surgery from June 2015...ranked the fifth best prospect in the Twins system by *Baseball America* entering 2018.

2016: Did not pitch as he recovered from "Tommy John" surgery.

CAREER HIGHS

IP: 2.0, 9/14/19 at CLE
SO: 3, 2x, last 9/22/19 vs. KC
Walks: 1, 2x, last 9/6/19 vs. CLE
CG: --
Low-Hit CG: --
Win-Streak: 1, 9/14/19



2015: Made his professional debut on June 3 for the DSL Twins against the DSL Mariners, throwing 3.0 innings and allowing five hits with five strikeouts, receiving the loss...would make three more starts before undergoing season-ending "Tommy John" surgery on his right elbow June 20.

PROFESSIONAL: Signed as an undrafted free agent, August 29, 2014; signed by scout Jose Leon.

GRATEROL'S PITCHING RECORD																			
YEAR	CLUB	W-L	ERA	G	GS	CG	SH	SV	IP	H	R	ER	HR	HB	BB	SO	WP	K/9	BAA
2015	DSL Twins	0-1	2.45	4	4	0	0	0	11.0	12	4	3	0	2	1	17	1	13.9	.273
2016		DID NOT PLAY - INJURED																	
2017	GCL Twins	2-0	1.40	5	2	0	0	0	19.1	10	3	3	1	2	4	21	2	9.8	.152
	Elizabethton	2-1	3.92	5	5	0	0	0	20.2	16	9	9	1	1	9	24	1	10.5	.213
2018	Cedar Rapids	3-2	2.18	8	8	0	0	0	41.1	30	12	10	3	4	9	51	4	11.1	.195
	Ft. Myers	5-2	3.12	11	11	0	0	0	60.2	59	22	21	0	5	19	56	4	8.3	.261
2019	Pensacola	6-0	1.71	12	9	0	0	1	52.2	32	10	10	2	3	21	50	2	8.5	.179
	GCL Twins	0-0	0.00	2	2	0	0	0	3.0	1	0	0	0	0	0	4	0	12.0	.111
	Rochester	1-0	5.06	4	0	0	0	0	5.1	4	3	3	1	1	2	7	0	11.8	.211
	MINNESOTA	1-1	4.66	10	0	0	0	0	9.2	10	5	5	1	1	2	10	2	9.3	.278
Minor League Totals		19-6	2.48	51	41	0	0	1	214.0	164	63	59	8	18	65	230	14	9.7	.212
Major League Totals		1-1	4.66	10	0	0	0	0	9.2	10	5	5	1	1	2	10	2	9.3	.278

GRATEROL'S CAREER FIELDING RECORD								
POSITION	PCT	G	PO	A	E	TC	DP	PB
Pitcher	1.000	10	1	2	0	3	0	—

GRATEROL'S GAME LOGS																			
DATE	OPP	W	L	SV	SVO	HLD	ERA	GS	CG	IP	H	R	ER	HR	BB	IBB	HB	SO	AVG
9/1	@Det	0	0	0	0	0	0.00	0	0	1.0	2	0	0	0	0	0	0	1	.500
9/4	@Bos	0	0	0	0	0	0.00	0	0	1.0	0	0	0	0	1	0	0	0	.286
9/6	Cle	0	0	0	0	0	13.50	0	0	0.0	2	3	3	0	1	1	1	0	.444
9/11	Was	0	0	0	0	0	9.00	0	0	1.0	0	0	0	0	0	0	0	1	.333
9/14	@Cle	1	0	0	0	0	5.40	0	0	2.0	0	0	0	0	0	0	0	3	.222
9/18	CWS	0	0	0	0	0	5.68	0	0	1.1	1	1	1	1	0	0	0	1	.217
9/20	KC	0	0	0	0	1	4.91	0	0	1.0	3	0	0	0	0	0	0	0	.286
9/22	KC	0	0	0	0	0	4.32	0	0	1.0	0	0	0	0	0	0	0	3	.258
9/26	@Det	0	0	0	0	0	3.86	0	0	1.0	0	0	0	0	0	0	0	1	.235
9/29	@KC	0	1	0	0	0	4.66	0	0	0.1	2	1	1	0	0	0	0	0	.278
SEPTEMBER TOTALS		1	1	0	0	1	4.66	0	0	9.2	10	5	5	1	2	1	1	10	.278



RIGHT-HANDED PITCHER

H/W: 6-3/215 B/T: R/R
Age: 30
Born: 3/27/1989 in Nashville, TN
Resides: Clarksville, TN

Acquired: Signed as free agent, 1/31/2018
M.L. Service: 1 year, 20 days
Contract Status: Signed thru 2019

PERSONAL: Ryne Richard Harper...Twitter: @ryneharp...graduated from Clarksville (TN) High School in 2007...played four seasons at Austin Peay State University, where he was named to OVC Commissioner's Honor Roll in 2007-08 and 2009-10...named to Dean's List in Fall 2007, Fall 2008, Spring 2010 and Fall 2010...also named to Athletic Director's Honor Roll in Fall 2007, Spring 2008, Fall 2008, Fall 2009, Spring 2010 and Fall 2010...both father and younger brother played baseball at Austin Peay.

2019:

- Made Twins Opening Day, the first of his career.
- Made major league debut March 31 vs. Cleveland, pitching 1.0 scoreless inning with two walks and one strikeout...first strikeout was of Max Moroff.
- Became sixth-oldest player (second-oldest pitcher) to make his Major League debut for the Twins (since 1961) at 30 years and four days old...only INF Minnie Mendoza (debuted on 4/9/1970, 36.144

CAREER HIGHS

IP: 3.1, 4/18/19 vs. TOR
SO: 4, 7/7/19 at DET
Walks: 2, 3/31/19 vs. CLE
CG: --
Low-Hit CG: --
Win-Streak: 4, 9/17-6/21/19



years old), C Hank Izuierdo (8/9/1967, 36.142), C Chris Heintz (9/10/2005, 31.035), INF Randy Ruiz (8/1/2008, 30.287) and RHP Yohan Pino (6/19/2014, 30.174) were older.

- 17 of first 18 appearances were scoreless, posting a 1.42 ERA (19.0 IP, 3 ER) through May 18.
- Posted a 0.84 ERA (10.2 IP, 1 ER) with two walks and 12 strikeouts in 11 May games.
- Earned first career save May 28 vs. Milwaukee, pitching the final out in a Twins 5-3 victory.
- Earned first career win June 7 at Detroit, pitching 1.0 scoreless inning with three strikeouts in a Twins 6-3 victory.
- Ranked third among all MLB rookies in games pre-All-Star Break (39) and ranked sixth in opponent batting average (.223).
- Posted a 7.36 ERA (7.1 IP, 6 ER) in 10 August appearances and was optioned to Triple-A Rochester August 24.
- Appeared in three games for the Red Wings, throwing 3.0 scoreless innings and was recalled by Minnesota September 3.

2018: Spent first season in Twins organization after signing minor league contract January 31...began season with Double-A Chattanooga and split the first month with the Lookouts and Triple-A Rochester, making four appearances at each spot during the month...posted a 2.34 ERA (34.2 IP, 9 ER) with four saves in 20 games from early May-late July at Chattanooga before being promoted back to Rochester where he finished the season...named Southern League Midseason All-Star with Lookouts...combined to go 1-5, (65.0 IP, 26 ER) with 10 walks, 86 strikeouts and six saves in 38 games between Chattanooga and Rochester...held left-handed batters to a .181 average and right-handers to a .294 average.

2017: Signed with Seattle in the offseason...spent most of the season with Triple-A Tacoma and four games for Double-A Arkansas in late August...13 of first 16 appearances for the Rainiers were scoreless, posting a 1.80 ERA (20.0 IP, 4 ER) in those games...held left-handed batters to a .179 average and right-handed batters to a .257 average.

2016: Signed by Arizona in offseason, spent the year with Double-A Jackson...made 42 relief appearances for the Generals...among Southern League relievers, led the league in strikeouts-per-9.0 innings (12.57) and fewest baserunners-per-9.0-innings (10.46)...also ranked among Southern League pitchers in appearances (13th with 42), strikeouts (14th with 95) and saves (118th with 6)...averaged 12.57 strikeouts per 9.0 innings.

2015: Made 23 of 24 appearances with Double-A Mississippi (Atlanta), posting a 1.87 ERA with 40 strikeouts in 33.2 innings...also appeared in one game with the Single-A Rome...pitched for the Caneros de los Mochis in the Mexican Winter League.

2014: Had career-high 48 appearances and 76.2 innings with Double-A Mississippi (Atlanta), was 9-5 with a 2.58 ERA...played for the Peoria Javelinas of the Arizona Fall League and went 2-0 with a 3.97 ERA in 11.1 innings...at Mississippi, established career-highs in wins (9), games (48), innings (76.2) and strikeouts (93).

2013: In first season with Double-A Mississippi (Atlanta), posted a career-high 15 saves with a 1.79 ERA...led M-Braves pitchers in games (41)...selected as Mississippi's Pitcher of the Month in August after posting a 2.08 ERA (13.0 IP, 3 ER) in 12 games, recording five saves.

2012: Split season between Single-A Rome and Single-A Lynchburg (Atlanta)...combined, posted an average of 11.68 -strikeout--per-9.0-innings (90 K's, 69.1 IP)...tossed 17.2 scoreless inning over 10 relief appearances August 5-September 1 with Lynchburg.

2011: Made professional debut with GCL Braves...promoted to Rookie-Danville, where he posted a 0.83 ERA in 21.1 innings...earned Appalachian League Pitcher of the Week Honors for the week ending August 21, going 1-0 with 6.1 scoreless innings and six strikeouts in two games.

PROFESSIONAL: Originally selected by Atlanta in the 37th round of the 2011 First-Year Player Draft.

HARPER'S PLAYING RECORD																		
YEAR	CLUB	W-L	ERA	G	GS	CG	SHO	SV	IP	H	R	ER	HR	HB	BB	SO	WP	K/9
2011	Danville	2-0	0.83	11	0	0	0	1	21.2	12	2	2	1	0	4	26	1	10.8
	GCL Braves	1-0	0.00	6	0	0	0	2	8.2	3	0	0	0	0	2	11	0	11.4
2012	Lynchburg	2-1	1.83	27	0	0	0	0	44.1	40	9	9	0	1	13	49	4	9.9
	Rome	0-2	4.32	15	0	0	0	5	25.0	30	12	12	5	2	7	41	4	14.8
2013	Mississippi	6-3	1.79	41	0	0	0	11	55.1	47	17	11	3	3	18	54	1	8.8
2014	Mississippi	9-5	2.58	48	0	0	0	1	76.2	69	24	22	5	2	24	93	6	10.9
2015	Mississippi	0-1	1.87	23	0	0	0	0	33.2	22	8	7	1	1	11	40	5	10.7
	Rome	0-0	5.40	1	0	0	0	0	1.2	2	1	1	0	0	0	3	1	16.2
2016	Jackson	4-5	2.51	42	0	0	0	6	68.0	52	23	19	2	2	25	95	2	12.6
2017	Tacoma	3-2	3.88	37	0	0	0	3	46.1	42	21	20	5	1	21	45	0	8.7
	Arkansas	1-0	0.00	4	0	0	0	0	7.1	2	0	0	0	0	0	10	0	12.3
2018	Chattanooga	1-2	2.54	24	0	0	0	6	39.0	35	18	11	0	1	5	51	3	11.8
	Rochester	0-3	5.19	14	0	0	0	0	26.0	26	16	15	2	1	5	35	0	12.1
2019	Rochester	0-0	3.00	3	0	0	0	0	3.0	4	1	0	0	0	2	6	1	18.0
	MINNESOTA	4-2	3.81	61	0	0	0	1	54.1	54		25	23	1	10	50	5	8.3
Minor League Totals		29-24	2.54	296	0	0	0	35	456.2	386	152	129	24	14	137	559	28	11.0
Major League Totals		4-2	3.81	61	0	0	0	1	54.1	54		25	23	1	10	50	5	8.3

HARPER'S CAREER FIELDING RECORD								
POSITION	PCT	G	PO	A	E	TC	DP	PB
Pitcher	1.000	61	3	3	0	6	0	—

HARPER'S GAME LOGS

DATE	OPP.	W	L	SV	SVO	HLD	ERA	GS	CG	IP	H	R	ER	HR	BB	IBB	HB	SO	AVG	#PIT
3/31	Cle	0	0	0	0	0	0.00	0	0	1.0	0	0	0	0	2	0	0	1	.000	27
4/5	@Phi	0	0	0	0	0	0.00	0	0	1.1	1	0	0	0	0	0	0	2	.125	14
4/7	@Phi	0	0	0	0	0	0.00	0	0	0.1	0	0	0	0	0	0	0	0	.111	6
4/9	@NYM	0	0	0	0	0	0.00	0	0	0.2	1	0	0	0	0	0	0	0	.167	19
4/15	Tor	0	0	0	0	1	0.00	0	0	1.0	0	0	0	0	0	0	0	2	.133	15
4/16	Tor	0	0	0	0	0	0.00	0	0	0.2	2	0	0	0	0	0	0	0	.211	7
4/18	Tor	0	0	0	0	0	0.00	0	0	3.1	1	0	0	0	0	0	0	2	.172	43
4/22	@Hou	0	0	0	0	0	2.89	0	0	1.0	2	3	3	1	1	0	0	0	.206	24
4/23	@Hou	0	0	0	0	0	2.70	0	0	0.2	0	0	0	0	0	0	0	0	.194	6
4/26	Bal	0	0	0	0	0	2.45	0	0	1.0	0	0	0	0	0	0	0	1	.179	15
4/30	Hou	0	0	0	0	0	2.31	0	0	0.2	1	0	0	0	0	0	0	0	.190	15
MARCH/APRIL TOTALS																				
5/2	Hou	0	0	0	0	0	2.13	0	0	1.0	1	0	0	0	0	0	0	1	.196	16
5/6	@Tor	0	0	0	0	0	1.98	0	0	1.0	0	0	0	0	0	0	0	1	.184	8
5/8	@Tor	0	0	0	0	0	1.84	0	0	1.0	0	0	0	0	0	0	0	1	.173	11
5/11	Det	0	0	0	0	0	1.65	0	0	1.2	1	0	0	0	1	0	0	2	.172	33
5/14	LAA	0	0	0	0	1	1.56	0	0	1.0	1	0	0	0	0	0	0	0	.177	14
5/15	LAA	0	0	0	0	0	1.50	0	0	0.2	2	0	0	0	0	0	0	1	.197	14
5/18	@Sea	0	0	0	0	0	1.42	0	0	1.0	0	0	0	0	0	0	0	1	.188	15
5/20	@LAA	0	0	0	0	1	1.77	0	0	1.1	1	1	1	0	0	0	0	2	.189	20
5/23	@LAA	0	0	0	0	0	1.69	0	0	1.0	0	0	0	0	0	0	0	1	.182	14
5/27	Mil	0	0	0	0	1	1.64	0	0	0.2	0	0	0	0	1	0	0	2	.177	14
5/28	Mil	0	0	1	1	0	1.61	0	0	0.1	0	0	0	0	0	0	0	0	.175	6
MAY TOTALS																				
6/1	@TB	0	0	0	0	0	1.90	0	0	1.1	3	1	1	1	0	0	0	2	.195	21
6/2	@TB	0	0	0	0	0	1.90	0	0	0.0	1	0	0	0	0	0	0	0	.205	7
6/4	@Cle	0	0	0	0	0	1.85	0	0	0.2	1	0	0	0	0	0	0	1	.209	10
6/5	@Cle	0	0	0	0	0	1.82	0	0	0.1	0	0	0	0	0	0	0	0	.207	4
6/7	@Det	1	0	0	0	0	1.75	0	0	1.0	0	0	0	0	0	0	0	3	.200	13
6/11	Sea	0	0	0	0	0	2.03	0	0	1.0	2	1	1	0	1	0	0	0	.210	32
6/13	Sea	1	0	0	1	0	1.95	0	0	1.0	1	0	0	0	0	0	0	1	.212	10
6/15	KC	0	0	0	0	1	1.93	0	0	0.1	0	0	0	0	0	0	0	0	.210	4
6/18	Bos	0	0	0	0	0	2.17	0	0	1.0	1	1	1	1	0	0	0	1	.211	11
6/19	Bos	0	0	0	0	0	2.12	0	0	0.2	0	0	0	0	1	0	0	1	.207	12
6/21	@KC	1	0	0	0	0	2.35	0	0	1.0	2	1	1	1	0	0	0	1	.216	18
6/25	TB	0	0	0	0	0	2.27	0	0	1.0	0	0	0	0	0	0	0	1	.210	13
6/26	TB	0	0	0	0	0	2.23	0	0	0.2	0	0	0	0	0	0	0	0	.207	2
6/27	TB	0	1	0	0	0	2.97	0	0	1.0	3	3	3	3	0	1	0	1	.222	24
JUNE TOTALS																				
7/3	@Oak	0	0	0	0	0	2.88	0	0	1.0	1	0	0	0	0	0	0	2	.223	13
7/5	Tex	0	0	0	0	0	3.06	0	0	1.0	2	1	1	1	0	0	0	0	.230	18
7/7	Tex	0	0	0	0	0	2.92	0	0	1.2	0	0	0	0	0	0	0	4	.223	15
7/12	@Cle	0	0	0	0	1	2.84	0	0	1.0	0	0	0	0	0	0	0	1	.218	15
7/13	@Cle	0	0	0	0	1	2.79	0	0	0.2	0	0	0	0	0	0	0	1	.215	6
7/19	Oak	0	1	0	0	0	3.18	0	0	1.0	3	2	2	0	0	0	0	1	.227	29
7/21	Oak	0	0	0	0	1	3.12	0	0	0.2	1	0	0	0	0	0	0	0	.230	14
7/22	NYN	0	0	0	0	1	3.10	0	0	0.1	0	0	0	0	0	0	0	0	.229	2
7/23	NYN	0	0	0	1	0	3.07	0	0	0.1	1	0	0	0	0	0	0	0	.232	9
7/28	@CWS	0	0	0	0	0	3.00	0	0	1.0	0	0	0	0	0	0	0	1	.228	11
JULY TOTALS																				
8/1	@Mia	0	0	0	0	0	2.93	0	0	1.0	0	0	0	0	0	0	0	0	.224	16
8/3	KC	0	0	0	0	0	2.91	0	0	0.1	0	0	0	0	0	0	0	0	.222	4
8/5	Atl	0	0	0	0	1	3.07	0	0	0.2	2	2	1	0	0	0	0	1	.229	19
8/8	Cle	0	0	0	0	0	3.00	0	0	1.0	1	0	0	0	0	0	0	0	.229	13
8/11	Cle	0	0	0	0	0	2.96	0	0	0.2	0	0	0	0	0	0	0	0	.227	6
8/13	@Mil	0	0	0	1	0	3.55	0	0	0.0	3	4	3	1	0	0	0	0	.240	16
8/17	@Tex	0	0	0	0	1	3.47	0	0	1.0	2	0	0	0	0	0	0	0	.246	8
8/19	CWS	0	0	0	0	0	3.45	0	0	0.1	0	0	0	0	0	0	0	0	.244	4
8/21	CWS	0	0	0	0	0	3.38	0	0	1.0	1	0	0	0	1	0	0	1	.245	27
8/23	Det	0	0	0	0	0	3.65	0	0	1.1	3	2	2	0	0	0	0	1	.253	14
AUGUST TOTALS																				
9/4	@Bos	0	0	0	0	0	0.00	0	0	7.1	12	8	6	1	1	0	0	3	.375	127
9/8	Cle	0	0	0	0	0	0.00	0	0	1.0	0	0	0	0	0	0	0	2	.000	14
9/15	@Cle	0	0	0	0	0	3.44	0	0	1.2	1	0	0	0	0	0	0	1	.246	18
9/17	CWS	1	0	0	0	0	3.71	0	0	1.0	3	2	2	1	1	0	0	0	.254	22
9/26	@Det	0	0	0	0	1	3.81	0	0	1.0	2	1	1	0	0	0	0	2	.257	16
SEPTEMBER TOTALS																				



39 TREVOR HILDENBERGER

RIGHT-HANDED PITCHER

H/W: 6-2/211

B/T: R/R

Age: 28

Born: 12/15/1990 in Mountain View, CA

Resides: San Jose, CA

Acquired: 22nd RD, 2014 MLB Draft

M.L. Service: 2 years, 5 days

Contract Status: Signed thru 2019

PERSONAL: Trevor Sean Hildenberger...Twitter: @t_hildy...Instagram: @t_hildy...2009 graduate of Archbishop Mitty (CA) High School...tied a Cal-Berkeley single-season record with 10 saves as a senior in 2014, going 3-3, 2.83 ERA with 48 strikeouts and 11 walks in 47.2 innings...honorable mention All-Pac-12 and honorable mention Pac-12 All-Academic...picked up 10th save in last collegiate game, throwing 3.0 innings with one hit and three strikeouts May 24 at Oregon...ended career with 12 saves, ninth on the all-time Cal list...finished 8-6 as a senior with 60 strikeouts and a 3.79 ERA...was a member of the Milwaukee Brewers 2008 Area Code Team...participated in 2017-18 and '18-19 Twins Winter Caravan...is a San Francisco 49ers and San Jose Sharks fan...in 2019 raised funds through the Big League Impact ALL WIN campaign, impacting Boys & Girls Clubs of the Twins Cities.

2019:

- Made Twins Opening Day roster for second straight season and second time in career.
- Each of first 11 appearances were scoreless from March 31-April 21 (7.2 IP) with one save and four holds...after that date, posted a 18.47 ERA (6.1 IP, 13 ER) in his next eight appearances.
- Optioned to Triple-A Rochester May 16.
- Appeared in nine games for the Red Wings, posting a 8.44 ERA (10.2 IP, 10 ER) and was placed on the 7-day injured list with a right elbow strain.
- Made three rehab appearances for GCL Twins in mid-August and was returned from rehab and reinstated August 20.
- Threw 8.0-scoreless innings in August and was recalled by Minnesota September 3.

2018: Made Twins Opening Day roster for first time in career...posted 18.0 consecutive scoreless innings from May 23-June 28, second-longest for a Twin on the season (Taylor Rogers - 26.0)...did not allow a home run in 24 consecutive appearances from May 23-July 21 (25.2 IP)...got majority of save opportunities after Twins traded Fernando Rodney August 9...went 7-for-9 in save situations from that point forward...seven saves from August 1 to end of season ranked tied for 10th in AL...posted a 4.24 ERA (40.1 IP, 19 ER) in 40 home games and 6.89 ERA (32.2 IP, 25 ER) in 33 away games...held left-handed hitters to a .255 average and right-handers to a .269 average...led club in games (73) and tied with Taylor Rogers for first in holds (18)...tied for fourth in the AL in games (73).

2017: Began season with Triple-A Rochester...appeared in 21 games overall for the Red Wings, going 1-0, 1.54 ERA (23.1 IP, 4 ER) with five saves in final 15 games from May 3-June 21...contract selected by Minnesota June 23 (Alex Wimmers, designated)...made major league debut June 23 at Cleveland, pitching 1.0 scoreless inning, striking out the first batter he faced (Roberto Pérez); did not allow a run in first four appearances (7.1 IP)...earned first major league win July 7 vs. Baltimore, pitching 2.1 scoreless innings...became one of Minnesota's primary set-up men from early August through the end of the season...earned first career save August 13 at Detroit, pitching 1.1 scoreless innings with three strikeouts...held opponents scoreless in 13 of final 16 appearances, posting a 3.45 ERA (15.2 IP, 6 ER) with two walks, 16 strikeouts and eight holds...held left-handed hitters to a .233 batting average and right-handed batters to a .245 average...tied for AL lead among rookies in holds (12) and 10th in strikeouts-per-9.0 IP (9.43)...posted a 9.43 strikeouts-per-9.0 IP ratio, the second best for a rookie in club history, trailing only Francisco Liriano's 10.71 in 2006...finished with 12 holds, second most for a rookie in club history, trailing only Jose Mijares' 27 in 2009...given 2017 Bill Boni Award for Twins Most Outstanding Rookie, voted on by the Twin Cities Chapter of the BBWAA.

2016: Began season with Single-A Ft. Myers and appeared in six games...promoted to Double-A Chattanooga April 26...named Twins minor league Player of the Week June 4, earning two saves in three games, while pitching 3.0 scoreless innings for the Lookouts...named Twins minor league Pitcher of the Month for July, going 0-1, 0.00 ERA (12.1 IP) with four saves, two walks and 16 strikeouts in 11 games for the Lookouts...placed on 7-day disabled list July 29 with right elbow tendinitis; reinstated September 7 but did not pitch again...combined to go 3-4, 0.75 ERA (48.0 IP, 4 ER) with 19 saves, six walks and 53 strikeouts in 38 games between the Miracle and Lookouts...held right-handed hitters to a .168 (17-for-101) average and left-handed hitters to a .205 (15-for-73) average...ranked second in the entire Twins organization in saves (19), trailing only Edward Mujica (26).

2015: Began season with Single-A Cedar Rapids...converted first eight save opportunities and 14 of 15 total save opportunities for Kernels...named Midwest League Midseason All-Star, going 2-1, 0.51 ERA (35.1 IP, 2 ER) with eight saves, 46 strikeouts and five walks in 20 games...promoted to Single-A Ft. Myers July 22...led the Twins minor league system in saves with 17...named a Low Class-A All-Star and 27th best prospect in the Twins system by *Baseball America*...named the relief pitcher on the Twins Organization All-Star team by MiLB.com.

2014: Spent first professional season with the GCL Twins...led league in games (23) and tied for first in saves (10)...named a GCL All-Star.

PROFESSIONAL: Selected by Twins in 22nd round of the 2014 First-Year Player Draft; signed by scout Elliott Strankman.

CAREER HIGHS

IP: 2.1, 7/7/17 vs. BAL

SO: 5, 7/30/17 at OAK

Walks: 4, 6/30/18 at CHC

CG: --

Low-Hit CG: --

Save-Strike: 6, 8/11-9/12/18



HILDENBERGER'S PLAYING RECORD

YEAR	CLUB	W-L	ERA	G	GS	CG	SHO	SV	IP	H	R	ER	HR	HB	BB	SO	WP	K/9	BAA
2014	GCL Twins	1-4	2.57	23	0	0	0	10	28.0	27	12	8	1	1	5	30	0	9.6	.243
	Elizabethton	0-0	0.00	1	0	0	0	0	1.0	0	0	0	0	0	0	2	0	18.0	.000
2015	Cedar Rapids	2-1	0.80	28	0	0	0	14	45.0	24	6	4	0	1	5	59	2	11.8	.153
	Ft. Myers	1-1	3.32	13	0	0	0	3	19.0	15	7	7	0	1	2	21	2	9.9	.231
2016	Ft. Myers	1-1	0.96	6	0	0	0	3	9.1	11	2	1	0	0	0	8	0	7.7	.282
	Chattanooga	2-3	0.70	32	0	0	0	16	38.2	21	4	3	2	1	6	45	0	10.5	.157
2017	Rochester	2-1	2.05	21	0	0	0	6	30.2	27	7	7	1	1	8	35	1	10.3	.235
	MINNESOTA	3-3	3.21	37	0	0	0	1	42.0	38	15	15	4	4	6	44	1	9.4	.241
2018	MINNESOTA	4-6	5.42	73	0	0	0	7	73.0	75	46	44	12	2	26	70	2	8.6	.263
2019	GCL Twins	0-0	2.25	3	0	0	0	0	4.0	4	1	1	0	0	0	4	0	9.0	.235
	Rochester	1-0	4.74	14	0	0	0	2	19.0	19	11	10	2	1	4	15	1	7.1	.260
	MINNESOTA	2-2	10.47	22	0	0	0	0	16.1	30	19	19	2	3	7	15	4	8.3	.395
Minor League Totals		10-11	1.90	141	0	0	0	54	194.2	148	50	41	6	6	30	219	6	10.1	.207
Major League Totals		9-11	5.35	132	0	0	0	9	131.1	143	80	78	18	9	39	129	4	8.8	.276

HILDENBERGER'S CAREER FIELDING RECORD

POSITION	PCT	G	PO	A	E	TC	DP	PB
Pitcher	1.000	132	8	22	0	30	1	—

HILDENBERGER'S WILD CARD GAME RECORD

YEAR	OPPONENT	W-L	ERA	G	GS	CG	SH	SV	IP	H	R	ER	HR	HB	BB	SO	WP	K/9	BAA
2017	New York-AL	0-0	6.75	1	0	0	0	0	1.1	1	1	1	0	0	2	0	0	0.0	.200

HILDENBERGER'S GAME LOGS

DATE	OPP.	W	L	SV	SVO	HLD	ERA	GS	CG	IP	H	R	ER	HR	BB	IBB	HB	SO	AVG	#PIT
3/31	Cle	0	0	0	0	0	0.00	0	0	0.1	0	0	0	0	0	0	0	1	.000	6
4/2	@KC	1	0	0	0	0	0.00	0	0	0.1	0	0	0	0	0	0	0	1	.000	3
4/5	@Phi	0	0	0	0	0	0.00	0	0	1.1	2	0	0	0	0	0	1	2	.250	25
4/6	@Phi	0	0	0	0	1	0.00	0	0	1.0	0	0	0	0	0	0	0	1	.182	8
4/9	@NYM	1	0	0	0	0	0.00	0	0	0.1	0	0	0	0	0	0	0	0	.167	6
4/10	@NYM	0	0	0	0	0	0.00	0	0	0.1	1	0	0	0	1	0	0	1	.214	10
4/13	Det	0	0	0	0	1	0.00	0	0	1.0	1	0	0	0	0	0	0	1	.222	15
4/14	Det	0	0	1	1	0	0.00	0	0	0.2	0	0	0	0	0	0	0	2	.200	7
4/16	Tor	0	0	0	0	0	0.00	0	0	0.1	1	0	0	0	0	0	0	0	.238	1
4/20	@Bal	0	0	0	0	1	0.00	0	0	1.0	2	0	0	0	0	0	0	0	.269	20
4/21	@Bal	0	0	0	0	1	0.00	0	0	1.0	0	0	0	0	1	0	0	1	.241	18
4/23	@Hou	0	1	0	0	0	2.16	0	0	0.2	1	2	2	0	2	0	0	0	.258	21
4/28	Bal	0	0	0	0	1	1.93	0	0	1.0	1	0	0	0	0	0	0	1	.257	13
MARCH/APRIL TOTALS		2	1	1	1	5	1.93	0	0	9.1	9	2	2	0	4	0	1	11	.257	153
5/1	Hou	0	0	0	0	0	3.48	0	0	1.0	3	2	2	0	0	0	0	1	.293	20
5/4	@NYY	0	0	0	0	0	4.91	0	0	0.2	3	2	2	0	0	0	0	0	.326	21
5/7	@Tor	0	0	0	0	1	4.63	0	0	0.2	0	0	0	0	0	0	0	0	.313	10
5/11	Det	0	1	0	0	0	5.68	0	0	1.0	3	2	2	1	0	0	0	1	.333	21
5/12	Det	0	0	0	0	0	6.59	0	0	1.0	3	2	2	0	0	0	1	1	.356	25
5/15	LAA	0	0	0	0	0	8.36	0	0	0.1	3	3	3	0	0	0	0	0	.381	17
MAY TOTALS		0	1	0	0	1	21.21	0	0	4.2	15	1	1	1	0	0	1	3	.536	114
9/6	Cle	0	0	0	0	0	0.00	0	0	0.1	1	0	0	0	1	0	0	0	.500	9
9/12	Was	0	0	0	0	0	8.27	0	0	2.0	1	2	2	1	1	0	1	1	.361	32
9/21	KC	0	0	0	0	0	10.47	0	0	0.0	4	4	4	0	1	0	0	0	.395	18
SEPTEMBER TOTALS		0	0	0	0	0	23.14	0	0	2.1	6	6	6	1	3	0	1	1	.462	59



26 MAX KEPLER



OUTFIELDER

H/W: 6-4/220

B/T: L/L

Age: 26

Born: 2/10/1993 in Berlin, Germany

Resides: San Francisco, CA

Acquired: Signed as undrafted free agent, 7/11/09

M.L. Service: 3 years, 152 days

Contract Status: Signed thru 2023 (1 year club option)

PERSONAL: Maximilian Kepler-Róczycki...Instagram: @kepleroni...attended John F. Kennedy School, an American school in Berlin, and the St. Emmeram Academy in Regensburg in 2008, where he trained for baseball...attended Ft. Myers South (FL) High School in time for his junior year of high school...his parents Marek Róczycki and Kathy Kepler were both professional ballet dancers in Berlin...grew up playing baseball, soccer, tennis, swimming and skiing; was given a tennis scholarship to the Steffi Graf Tennis Foundation in Berlin...played baseball for Buchbinder Legionäre Regensburg of Bundesliga, the highest baseball league in Germany...is a fan of Bundesliga club Hertha Berlin, a soccer team in Germany.

CAREER HIGHLIGHTS: Named AL Player of the Week in May 2019 (2nd of career)...hit three home runs June 6 at Cleveland (all off Trevor Bauer), joining Ted Williams as the only players in baseball history to hit three home runs multiple times in Cleveland...hit five home runs in five consecutive at-bats (one walk in between) off Cleveland's Trevor Bauer (3 on June 6 and 2 on July 13, both at Cleveland)...he became the first player in baseball history to homer in five straight at-bats off one pitcher in a single-season...2018 Jim Kaat Award winner for Twins Best Defensive Player...2016 Bill Boni Award for Twins Rookie of the Year...hit three home runs August 1, 2016 at Cleveland, becoming fifth player (12 now) in club history with a three-homer game, joining Bob Allison, Harmon Killebrew, Tony Oliva and Justin Morneau (Brian Dozier became sixth later in season & Byron Buxton/Eddie Rosario in 2017, Rosario again in '18, Kepler again in '19 and Cruz twice in '19)...named Co-AL Player of the Week with teammate Joe Mauer August 8, 2016...ranked third best prospect in Twins system entering 2016, as well as best strike-zone discipline by *Baseball America*...earned Southern League Most Valuable Player Award in 2015...2015 recipient of Sherry Robertson Award for Twins minor league Player of the Year...selected to World Team for SiriusXM Futures Game in 2015...named Southern League Mid- and Postseason All-Star in 2015...named 12th best prospect in Twins system by *Baseball America* entering 2015...ranked eighth best prospect in Twins organization by *Baseball America* entering the 2013 season...one of 43 German-born players to play Major League Baseball entering 2019.

2019:

- Made Twins Opening Day roster for third consecutive season and was Opening Day rightfielder and leadoff hitter March 28 vs. Cleveland, his first ever at-bats from the leadoff spot.
- Set career-high with 10-game hitting streak March 31-April 14...matched that May 16-28.
- Recorded multiple home runs four times on season: April 27 vs. Baltimore, June 6 at Cleveland (3), June 29 at Chicago-AL and July 13 at Cleveland.
- Hit five leadoff home runs on season: April 7 at Philadelphia, April 28 vs. Baltimore, June 6 at Cleveland, July 13 at Cleveland and August 1 at Miami.
- Named AL Player of the Week May 27 for the second time in career...posted a slash line of .571/.600/1.190 with 10 runs scored, 12 hits, four doubles, three home runs, 10 RBI, three walks and a stolen base across five games played...among AL leaders, finished the week first in batting average, on-base percentage, slugging percentage, runs scored and extra-base hits (7); tied for first in RBI; and tied for second in doubles and hits...multiple hits in six straight games, longest Twins streak since Justin Morneau in 2010.
- Hit game-tying home run in the 13th inning June 18 vs. Boston, followed by a walk-off single in the 17th for a Twins 4-3 victory...became first player with a game-tying RBI and walk-off RBI in 13th inning-or-later in same game since Milwaukee's Willie Randolph May 1, 1991.
- Hit three home runs June 6 at Cleveland (all off Trevor Bauer), joining Ted Williams as the only players in baseball history to hit three home runs multiple times in Cleveland (Kepler also did it in 2016)...was the 10th time in club history for a player with three homers in a game (12 now).
- Hit five home runs in five consecutive at-bats (one walk in between) off Cleveland's Trevor Bauer (3 on June 6 and 2 on July 13, both at Cleveland)...he became the first player in baseball history to homer in five straight at-bats off one pitcher in a single-season...over multiple seasons, it matched Carlos Delgado (2003-04 vs. Jorge Sosa) and Frank Howard (1963-64 vs. Bob Hendley)...the second home run on July 13 at Cleveland was his 79th of career, setting a record for most homers by a German-born player, passing Mike Blowers (78).
- Recorded second walk-off of season and sixth of career July 21 vs. Oakland, singing in the ninth inning of a Twins 7-6 victory...became first Twin with multiple walk-off hits in a season since Oswaldo Arcia in 2013.
- Hit 30th home run August 1 at Miami in Twins game 108, the sixth fastest in club history to reach 30 homers, previous five all being Harmon Killebrew.
- Hit 35th home run August 24 vs. Detroit in Twins game 129, the fourth fastest in club history to reach 35 homers, previous three all being Killebrew.

CAREER HIGHS

Hits: 4, 4x, last 6/16/19 vs. KC

RBI: 7, 7/2/16 vs. TEX

HR: 3, 8/1/16 at CLE

GS: 1, 2x, last 8/26/17 at TOR

SB: 1, 17x, last 5/23/19 at LAA

Hit-Streak: 10, 2x, last 5/16-28/19

WALK-OFF HITS/PA

6/12/16 vs. BOS (HR)

7/16/16 vs. CLE (FC)

8/31/17 vs. CWS (HBP*)

4/11/18 vs. HOU (HR)

6/18/19 vs. BOS (1B)

7/21/19 vs. OAK (1B)

MULTI-HR GAMES

7/2/16 vs. TEX

8/1/16 at CLE (3)

8/8/17 vs. MIL

4/11/18 vs. HOU

4/27/19 vs. BAL

6/6/19 at CLE (3)

6/29/19 at CWS

7/13/19 at CLE



- Finished with 36 home runs and 32 doubles becoming the eighth different Twin (11th instance) with 30-doubles/30-homers, first since Brian Dozier had 35 doubles and 42 homers in 2016.
- Played in only 11 of the Twins 27 games in September, and only one after September 15 (as a pinch-runner), as he was slowed by a rhomboid muscle strain near his left shoulder.
- Set career highs in runs (98), hits (132), doubles (32, tying 2017), home runs (36), RBI (90), batting average (.252), on-base percentage (.336), slugging percentage (.519) and OPS (.855).
- Played 84 games (72 starts) in rightfield and 60 games (53 starts) in centerfield...did not commit an error in 281 total chances on season.
- Hit 32 home runs from the leadoff spot, second most in club history, trailing Brian Dozier's 34 in 2017.
- Finished tied for fourth in MLB (T-2nd AL) with 32 homers while batting 1st...among AL leadoff hitters, also ranked fourth in RBI (74), fourth in SLG (.533), tied for sixth in doubles (28), seventh in OPS (.866), ninth in runs (87), & 10th in hits (109).
- Finished tied for seventh in the AL in homers (36) and was one of 13 AL players and one of 23 in all of baseball with 30-plus doubles, 30-plus homers and 90-plus RBI.

2018: Made Twins Opening Day roster for second consecutive season and was Opening Day rightfielder March 29 at Baltimore...recorded fourth career multi-homer game April 11 vs. Houston...had third career walk-off, second as a home run, April 11 vs. Houston, a two-out shot in the bottom of the ninth giving the Twins the 9-8 win...hit .245 (36-for-147) vs. left-handed pitching and .216 (83-for-385) vs. right-handed pitching...hit .265 (67-for-253) with 12 home runs in 76 home games and .186 (52-for-279) with eight home runs in 80 away games...hit 20th home run September 30 vs. Chicago-AL, setting a single-season career-high...ranked first on club in walks (71) and second in runs scored (80) - both career-highs...ranked tied for 11th in the AL in walks (71)...led club in games played in the field with 150 (142 starts), making just one error and seven outfield assists in 335 total chances...ranked third in the AL in games played in the outfield, playing 117 games in rightfield (98 starts) and 55 games in centerfield (44 starts)...given Jim Kaat Award for Twins Defensive Player of the Year, an award voted on by the Twin Cities Chapter of the BBWAA...signed five-year contract extension February 14 (along with Jorge Polanco) with a one-year club option.

2017: Made first career Opening Day roster and was Opening Day rightfielder, batting eighth April 3 vs. Kansas City...tied career-high with four hits July 3 vs. Los Angeles-AL...tied career-high nine-game hitting streak May 29-June 7...recorded third career multi-homer game August 8 vs. Milwaukee...hit second career grand slam August 26 at Toronto...hit second career walk-off August 31 vs. Chicago-AL after getting hit by pitch with the bases loaded; first walk-off HBP for Twins since May 1, 1996 vs. Kansas City when Paul Molitor did it...set career-highs in games (147), runs (67), hits (124), doubles (32), home runs (19), RBI (69) and walks (47)...hit .272 (105-for-386) with 17 home runs against right-handed pitching and .152 (19-for-125) with two homers against left-handed pitching...ranked third on club in doubles (32)...played 138 games (120 starts) in rightfield, ranking fifth in the AL.

2016: Optioned from Twins spring training to Triple-A Rochester March 25...played two games for the Red Wings before being recalled from Rochester April 9 (Danny Santana, disabled list)...played just seven games for the Twins before being optioned back to Rochester April 25 (Santana reinstated)...hit .288 (30-for-104) with four doubles and six triples for the Red Wings before being recalled again June 1 (Miguel Sanó - disabled list)...hit first career home run June 12 vs. Boston off Matt Barnes, a three-run walk-off...became the fourth Twin to ever hit first career homer as walk-off, joining Jim Nettles (July 11, 1971 vs. KC), Dan Masteller (July 28, 1995 vs. NYY) and Terry Tiffe (April 4, 2004 vs. KC)...recorded first career three-hit game, including a double and home run, June 19 vs. New York-AL...hit nine doubles in June, tied for second most in the AL...recorded first career two-homer game July 2 vs. Texas, and set Twins rookie record with seven RBI in one game...hit eight home runs with 23 RBI in 25 July games; tied for first in the AL for the month in home runs and second in RBI...went 4-for-6 with three home runs and six RBI August 1 at Cleveland, becoming fifth player in club history with a three-homer game, joining Bob Allison (May 17, 1963 at Cleveland), Harmon Killebrew (September 21, 1963 at Boston), Tony Oliva (July 3, 1973 at Kansas City) and Justin Morneau (July 6, 2007 at Chicago-AL)...became first rookie in Twins history with two games of six-plus RBI in one season...was second rookie in baseball in 2016 with three-homer game, joining Corey Seager (June 3 vs. ATL)...his 13 total bases in a single game were tied with C.J. Cron for third most in baseball in 2016, trailing Kris Bryant (16) and Yasmani Grandal (14); also most total bases for a rookie since Andrew McCutchen had 13 in 2009...tied Tim Lincecum (September 16, 1983 vs. TOR) for most total bases in one game for a rookie in Twins history...according to Elias, he became the first European-born player in baseball history to homer three times in a game...named Co-AL Player of the Week with teammate Joe Mauer August 8...hit .370 (10-for-27) with nine runs scored, four home runs, 11 RBI, six walks and two stolen bases in seven games...ranked first in the AL in runs scored and RBI, tied for first in walks, tied for second in home runs and stolen bases, tied for fourth in total bases (22), fifth in slugging percentage (.815) and eighth in on-base percentage (.471)...became the fourth Twins rookie to ever win AL POW award, joining Danny Santana (2014), Carlos Gómez (2008) and Marty Cordova (1995)...hit five home runs and recorded 21 RBI in 28 August games; the RBI were tied for first among rookies during the month, while homers were tied for second...finished with 17 home runs, ninth most among rookies in club history; finished with 63 RBI, 10th most among rookies in club history...ranked third on club in home runs (17) and RBI (63), fourth in runs (52), and fifth in walks (42)...led all AL rookies in walks, second in home runs, fourth in games (113), and fifth in hits (93)...given 2016 Bill Boni Award for Twins Rookie of the Year, as voted on by the Twin Cities Chapter of the BBWAA.

2015: Played in second career Twins spring training and was optioned to Double-A Chattanooga roster March 15...named Twins minor league Player of the Week and Southern League Player of the Week May 25, hitting .500 (12-for-24) with three doubles, two home runs, nine RBI, four walks and a .571 on-base percentage in seven games...named Southern League Player of the Week again June 22, hitting .636 (14-for-22) with four triples, four RBI, four walks, six runs scored and a .704 on-base percentage in six games...named Twins minor league Player of the Month for June, hitting .364 (32-for-88) with six doubles, five triples, one home run, 17 RBI and 18 walks in 25 games...placed on 7-day disabled list from July 9-16 with left shoulder inflammation...selected to World Team for SiriusXM Futures Game but did not play due to shoulder injury...named Southern League Mid- and Postseason All-Star...named Twins minor league Player of the Month for July, hitting .306 (22-for-72) with five doubles, two triples, three home runs, 15 RBI and 13 walks in 20 games...named Southern League Most Valuable Player, hitting .322 (131-for-407) with 32 doubles, 13 triples, nine home runs, 71 RBI, 76 runs scored and 67 walks in 112 games for the Lookouts...hit three home runs (1 grand slam) in the five-game Southern League Championship against Biloxi, helping guide the Lookouts to Southern League Championship...named to *Baseball America's* Minor League

Baseball All-Star team...recalled from Chattanooga September 22...made major league debut September 27 at Detroit, striking out in pinch-hit appearance...recorded first major league hit October 4 vs. Kansas City, singling off Johnny Cueto...recipient of Sherry Robertson Award for Twins minor league Player of the Year...named an outfielder on MiLB.com Twins organizational All-Star team...ranked sixth best prospect in Southern League by *Baseball America*...ranked third best prospect and best strike-zone discipline in Twins system by *Baseball America*, entering 2016.

2014: Played in first career Twins spring training and was optioned to Single-A Ft. Myers March 9 and spent entire season there...placed on 7-day disabled list June 4 with a left forearm strain; reinstated June 19...placed on 7-day disabled list July 21 with a right thumb contusion; reinstated July 29...played for Salt River in the Arizona Fall League, hitting .307 (23-for-75) with four doubles, three triples, seven RBI and 13 runs scored in 18 games...named 12th best prospect in Twins system by *Baseball America* entering 2015.

2013: Spent the season with Single-A Cedar Rapids...played in the Arizona Fall League with Glendale Desert Dogs, hitting .234 (15-for-64) with five doubles, four RBI, eight runs scored and seven walks in 18 games...added to Twins 40-man roster November 20.

2012: Spent second season with Rookie Elizabethton...named Twins minor league Player of the Month for July, hitting .333 (32-for-96) with seven doubles, seven home runs, 28 RBI and 19 runs scored...earned Appalachian League Topps/Minor League Baseball Player of the Year award...named Appalachian League Postseason All-Star...named *Baseball America* Rookie All-Star...ranked seventh best prospect in Appalachian League by *Baseball America*...ranked eighth best prospect in Twins organization by *Baseball America* entering the 2013 season.

2011: Spent entire season with Rookie Elizabethton...hit first professional home run July 14 vs. Pulaski...ranked 20th best prospect in Twins organization by *Baseball America* entering 2012.

2010: Spent first professional season with the GCL Twins...finished fifth on team in hits (40)...ninth ranked prospect in Gulf Coast League and 11th best in the Twins organization by *Baseball America* entering 2011.

2009: Ranked 10th best prospect in the Twins organization by *Baseball America* entering 2010.

PROFESSIONAL: Signed by Twins as undrafted free agent by Twins July 11, 2009 by Mike Radcliff.

KEPLER'S PLAYING RECORD

YEAR	CLUB	AVG	G	AB	R	H	2B	3B	HR	RBI	SH	SF	HBP	BB	SO	SB	CS	OBP	OPS
2010	GCL Twins	.286	37	140	15	40	6	1	0	11	0	0	0	13	27	6	1	.346	.689
2011	Elizabethton	.262	50	191	29	50	11	3	1	24	2	2	3	23	54	1	1	.347	.713
2012	Elizabethton	.297	59	232	40	69	16	5	10	49	0	2	8	27	33	7	0	.387	.926
2013	Cedar Rapids	.237	61	236	35	56	11	3	9	40	0	1	2	24	43	2	0	.312	.736
2014	Ft. Myers	.264	102	364	53	96	20	6	5	59	2	2	5	34	62	6	2	.333	.726
2015	Ft. Myers	.250	6	24	4	6	2	0	0	0	0	0	0	2	5	1	0	.308	.641
	Chattanooga	.322	112	407	76	131	32	13	9	71	1	5	2	67	63	18	4	.416	.947
	MINNESOTA	.143	3	7	0	1	0	0	0	0	0	0	0	0	3	0	0	.143	.286
2016	Rochester	.282	30	110	16	31	4	6	1	19	0	2	0	16	14	1	1	.367	.822
	MINNESOTA	.235	113	396	52	93	20	2	17	63	1	5	3	42	93	6	2	.309	.733
2017	MINNESOTA	.243	147	511	67	124	32	2	19	69	1	3	6	47	114	6	1	.312	.737
2018	MINNESOTA	.224	156	532	80	119	30	4	20	58	0	3	5	71	96	4	5	.319	.727
2019	MINNESOTA	.252	134	524	98	132	32	0	36	90	0	4	8	60	99	1	5	.336	.855
Minor League Totals		.281	457	1704	268	479	102	37	35	273	5	14	20	206	301	42	9	.363	.809
Major League Totals		.238	553	1970	297	469	114	9	92	280	2	15	22	220	405	17	13	.319	.763

KEPLER'S CAREER FIELDING RECORD

POSITION	PCT	G	PO	A	E	TC	DP	PB
Outfield	.991	537	1121	27	10	1158	11	—
First Base	1.000	3	5	0	0	5	0	—
Totals	.991	567	1126	27	10	1163	11	—

KEPLER'S WILD CARD GAME RECORD

YEAR	OPPONENT	AVG	G	AB	R	H	2B	3B	HR	RBI	SH	SF	HBP	BB	SO	SB	CS	OBP	OPS
2017	New York-AL	.333	1	3	0	1	1	0	0	0	0	0	0	1	0	0	0	.500	1.167



27 RYAN LAMARRE



OUTFIELDER

H/W: 6-2/215 B/T: R/L
Age: 30
Born: 11/21/1988 in Royal Oak, MI
Resides: Jackson, MI

Acquired: Via trade with Atlanta (9/8/19)
M.L. Service: 1 year, 62 days
Contract Status: Signed thru 2019

PERSONAL: Ryan Michael LaMarre...graduated from Lumen Christi (MI) High School in 2007, where he played baseball, hockey and football, winning back-to-back state championships...attended the University of Michigan...was named the 2009 Bill Freehan Award winner, given to club's top hitter...earned All-Big 10 Second Team honors in 2009 and named to the All-Big Ten First Team in 2010.

2019:

- Began the season in the Atlanta Braves organization with Triple-A Gwinnett where he slashed .311/.380/.477 (.857 OPS) with nine home runs, 53 RBI, 24 doubles and 19 stolen bases in 112 games.
- Hit .348 (23-for-66) in 20 April games for Gwinnett and .354 (28-for-79) in 20 August games.
- Recorded season-high four hits twice on the season for the Stripers: May 29 at Toledo and August 2 vs. Charlotte.
- Was traded to the Twins on September 8 for cash considerations, returning to the Twins for the first time since June of 2018.
- Hit third career home run and first as Twin September 17 vs. Chicago-AL...added a two-run shot September 27 at Kansas City.

2018: Made his first career Opening Day roster and appeared in a career-high 76 games between the Twins and White Sox, combining to bat .279 (46-for-165) with two homers and 18 RBI...played in 43 games over four stints with Minnesota, batting .263 (26-for-99) with five doubles and eight RBI...he was designated for assignment on July 2, before Chicago-AL claimed him off waivers on July 9...in 33 games with the White Sox, he batted .303 (20-for-66) with two home runs and an .809 OPS...drove in all four White Sox runs with a run-scoring double, a two-run double and a solo homer in a 4-1 win on August 29 at New York-AL, becoming just the second Chicago rookie ever to record at least four RBI and drive in all of the team's runs in a win, joining Tommy Agee in 1966...the last White Sox player to accomplish the feat was Alex Rios on 9/5/12 vs. Minnesota (6 RBI)...hit a solo home run off Blaine Hardy on August 14 at Detroit for his first career homer.

2017: Spent the season between the Los Angeles Angels and Oakland Athletics organizations, making stops with both Triple-A affiliates (Salt Lake and Nashville) but only made it up to the Majors with Oakland...in three games with the A's, he went 0-for-7 with a walk, but in 51 games at Triple-A, he batted .247 with three doubles, three triples and 19 RBI...was signed on Nov. 28, 2016 by the Los Angeles Angels, and was optioned to Triple-A on March 25...the Angels DFA'd him on April 18, trading him to the Athletics for cash considerations four days later...after the season, signed with the Minnesota Twins on Nov. 30.

2016: Was with the Boston Red Sox organization for the entirety of the 2016 campaign...began the season with Triple-A Pawtucket, where he'd finish the season hitting .303/.369/.445 with 15 doubles and 10 home runs over 86 games...appeared in six games with the Red Sox, going 0-for-5 with a run scored and a walk...signed with the Los Angeles Angels on Nov. 28, after electing free agency.

2015: Was an invite to Spring Training with the Reds, but began the season with Triple-A Louisville, where he'd collect 77 hits (26 XBH) over 300 at-bats before having his contract selected on August 20, making his Major League debut two days later against the Arizona Diamondbacks, going 0-for-5 with two strikeouts...recorded his first Major League hit the next night off Chase Anderson, a single to left field...played in 21 games with the Reds, recording just two hits in 25 at-bats...elected free agency on December 2, signing with the Red Sox 12 days later.

2014: Was invited to Spring Training, optioned to Triple-A Louisville on March 14, where he would spend the entire season...was placed on the 7-day Injured List on April 19 with a left knee sprain, missing just under a month before being reactivated on May 16...was placed back on the 7-day IL with a lower leg stress fracture eight days later, where he stayed until August 12, when he was DFA'd, and released the next day...he resigned with the Reds on August 19, and was reinstated from the IL on Sept. 16...batted just .200 (10-for-50) in his 17 games on the field.

2013: Spent majority of season with Double-A Pensacola (Cincinnati), leading the Blue Wahoos in runs (55), triples (tied, 4), and SB (22), and ranking among leaders in games (3rd, 126), hits (3rd, 111), doubles (T-2nd, 19), HR (2nd, 10), total bases (2nd, 168), and walks (2nd, 44)...named Southern League Player of the Week July 15...appeared in two games for Glendale in the Arizona Fall League, going 2-for-5 with a stolen base in two games...added to Reds 40-man roster on November 20.

CAREER HIGHS

Hits: 3, 4x, last 9/21/18 vs. CHC

RBI: 4, 8/29/18 at NYY

HR: 1, 4x, last 9/27/19 at KC

GS: --

SB: 1, 3x, last 9/27/19 at KC

Hit-Strike: 4, 5/31-6/3/18

WALK-OFF HITS

4/18/18 vs. CLE at PR (1B)

MULTI-HR GAMES

None



2012: Spent entire season with Double-A Pensacola (Cincinnati)...named Southern League Midseason All-Star...ranked tied for fourth in Reds organization in stolen bases (30) and fifth in the SL...led Blue Wahoos in games (133), runs (68), hits (127), doubles (tied, 22), total bases (170), and walks (60)...following the season, ranked as Reds best defensive outfielder and 21st-best prospect by *Baseball America*...also ranked as the best defensive outfielder and as having the best outfield arm in the Southern League.

2011: Spent majority of season with High-A Bakersfield (Cincinnati), ranking second on club in games (117) and runs (78), tied for second in triples (3), and total bases (165)...placed on disabled list with right hamstring strain in late April...combined to steal 55 bases between Bakersfield and Carolina, second in the Reds organization, third in California League...recorded 19 outfield assists with Bakersfield, most among all High-A players...following the season, ranked as Reds best defensive outfielder by *Baseball America* and 14th-best prospect MiLB.com...Cincinnati Organizational All-Star.

2010: Combined to hit .276 (70-for-254) with a .361 OBP and 19 SB in 68 games between Single-A Dayton and High-A Lynchburg (Cincinnati)...following the season, ranked as Reds best defensive outfielder and 11th-best prospect by *Baseball America*.

PROFESSIONAL: Originally drafted by Cincinnati in second round of 2010 First-Year Player Draft.

LAMARRE'S PLAYING RECORD																			
YEAR	CLUB	AVG	G	AB	R	H	2B	3B	HR	RBI	SH	SF	HBP	BB	SO	SB	CS	OBP	OPS
2010	Dayton	.282	60	227	44	64	11	0	5	29	1	2	12	21	53	18	7	.370	.766
	Lynchburg	.222	8	27	2	6	2	0	1	3	0	0	0	2	4	1	1	.276	.683
2011	Bakersfield	.279	117	445	78	124	17	3	6	47	2	6	8	42	97	52	14	.347	.718
	Carolina	.267	5	15	3	4	1	0	0	0	0	0	1	3	3	3	0	.421	.754
2012	Pensacola	.263	133	482	68	127	22	3	5	32	4	2	10	60	119	30	10	.356	.709
2013	Pensacola	.246	126	451	55	111	19	4	10	39	6	3	11	44	93	22	13	.326	.699
	Louisville	.182	3	11	4	2	0	0	0	0	0	0	2	1	1	1	0	.357	.539
2014	Louisville	.200	17	50	6	10	2	0	1	6	1	0	0	8	17	1	1	.310	.610
2015	Louisville	.257	91	300	33	77	17	1	8	18	3	3	5	18	88	11	4	.307	.707
	CINCINNATI	.080	21	25	2	2	0	0	0	0	1	0	0	0	9	0	0	.080	.160
2016	BOSTON	.000	5	5	1	0	0	0	0	0	0	0	0	1	2	0	0	.167	.167
	Pawtucket	.303	86	317	44	96	15	0	10	41	0	5	8	28	80	17	6	.369	.814
2017	Salt Lake	.268	10	41	6	11	1	1	0	7	0	0	1	6	11	4	1	.375	.716
	OAKLAND	.000	3	7	0	0	0	0	0	0	0	0	0	1	3	0	0	.125	.125
2018	Nashville	.240	41	129	11	31	2	2	0	12	2	1	3	11	47	5	5	.313	.600
	Rochester	.313	13	48	5	15	4	1	0	5	0	0	1	5	15	1	0	.389	.826
2019	Charlotte	.222	12	45	7	10	2	2	0	2	1	0	0	4	14	2	0	.286	.641
	MINNESOTA	.263	43	99	7	26	5	0	0	8	0	1	1	8	33	1	1	.321	.634
2019	CHICAGO-AL	.303	33	66	8	20	6	0	2	10	0	2	1	2	20	1	1	.324	.809
	Gwinnett	.311	112	405	55	126	24	8	9	53	0	3	9	38	118	19	9	.380	.857
2019	MINNESOTA	.217	14	23	3	5	0	0	2	3	0	0	0	3	5	1	1	.308	.786
Minor League Totals		.272	834	2993	421	814	139	25	55	294	20	25	71	291	760	187	71	.348	.738
Major League Totals		.236	120	225	21	53	11	0	4	21	1	3	2	15	72	3	3	.286	.623

LAMARRE'S CAREER FIELDING RECORD								
POSITION	PCT	G	PO	A	E	TC	DP	PB
Outfielder	.979	102	133	5	3	141	1	—



52 ZACK LITTELL



RIGHT-HANDED PITCHER

H/W: 6-4/220 B/T: R/R
Age: 23
Born: 10/5/1995 in Burlington, NC
Resides: Mebane, NC

Acquired: Trade with NYY, 7/30/17
M.L. Service: 119 days
Contract Status: Signed thru 2019

PERSONAL: Zack Stuart Littell (pronounced lah-TELL)...Twitter: @z_littell...Instagram: @z_littell...2013 graduated from Eastern Alamance High School (NC), where he was a two-sport athlete, also playing tight end on the football team...was committed to play at Appalachian State University before signing with the Mariners in 2013.

2019:

- Was in Twins spring training, second of career...optioned to Triple-A Rochester March 14 where he began the season.
- Recalled by Minnesota for first time on May 24...had five different stints with the Twins over the season.
- Allowed a career-high eight runs on 10 hits in 4.1 innings pitched of relief May 30 at Tampa Bay...aside from this appearance posted a 0.83 ERA (32.2 IP, 3 ER) in his other 28 major league games combined.
- Earned first major league win June 18 vs. Boston, pitching 2.0 scoreless innings.
- Held opponents scoreless in 24 of 27 appearances from June 18-end of season, including a stretch of 10 straight scoreless June 18-July 19 (11.0 IP).
- Led all Twins relievers in wins, going 6-0 in 29 games...is one of just three Twins to pitch solely out of the bullpen and win at least six games without a loss, joining Joe Nathan (7-0 in 2006; 64 games) and LaTroy Hawkins (6-0 in 2002; 65 games).

2018: Was in Twins spring training, the first of his career...optioned to Double-A Chattanooga March 9...was Lookouts Opening Day starter April 5 vs. Birmingham, allowing two runs on five hits in 4.1 innings pitched and did not factor into the decision...made five starts for the Lookouts before being promoted to Triple-A Rochester May 4 (Fernando Romero recalled by Minnesota from Rochester)...made five starts for the Red Wings May 5-28, going 1-1, 2.57 ERA (28.0 IP, 8 ER) with 10 walks and 30 strikeouts, earning a recall to Minnesota as 26th man for doubleheader with Chicago-AL...made major league debut, starting game two of a doubleheader vs. Chicago-AL, allowing six runs on six hits in 3.0 innings pitched and was dealt the loss...struck out first batter faced, fanning Yoán Moncada...transferred to Rochester after game...made four starts for Red Wings before being recalled again July 2 to make one appearance for Twins...transferred back to Rochester next day...made 10 more starts for the Red Wings, going 5-3, 4.09 ERA (55.0 IP, 25 ER) and was recalled September 2 when rosters expanded...made six appearances for the Twins in September, one as a starter, two as a Primary Pitcher...combined to go 6-11, 4.27 ERA (149.2 IP, 71 ER) with 58 walks and 144 strikeouts in 32 games (22 starts) between Minnesota, Rochester and Chattanooga.

2017: Began season with Single-A Tampa (New York-AL)...named Midseason All-Star while at Tampa...promoted to Double-A Trenton June 14 and went 5-0, 2.05 ERA (44.0 IP, 10 ER) in seven starts...acquired by Minnesota along with left-handed pitcher Dietrich Enns on July 30, in exchange for left-handed pitcher Jaime García; assigned to Double-A Chattanooga...combined to go 14-1, 1.89 ERA (114.1 IP, 24 ER) in 20 games (18 starts) between both levels in the Yankee organization prior to trade...made seven starts for the Lookouts in August, going 5-0, 2.81 ERA (41.2 IP, 13 ER)...combined to go 19-1, 2.12 ERA (157.0 IP, 37 ER) with 41 walks and 142 strikeouts in 27 games (25 starts) between Tampa, Trenton and Chattanooga...MiLB.com Fans' Choice for Best Starting Pitcher while at Chattanooga.

2016: Began season with Single-A Clinton (Seattle)...named Midwest League Pitcher of the Week June 6, going 2-0, 0.00 ERA (14.0 IP) with two walks and 17 strikeouts in two starts...promoted to Double-A Bakersfield July 4...named MiLB.com California League Player of the Month for July after going 4-0, 0.84 ERA (32.0 IP, 3 ER) with 25 strikeouts in five starts...named California League Pitcher of the Week August 15 after pitching 7.0 scoreless innings with four hits allowed and seven strikeouts August 17 vs. San Jose...made one postseason start in a Game 2 win in the first round vs. San Jose and striking out 11 batters while allowing just one earned run in 7.1 innings pitched...combined to appear in 28 games (27 starts) between Single-A Clinton and Double-A Bakersfield, going 13-6, 2.66 ERA (165.2 IP, 49 ER)...led Mariners minor leaguers in innings pitched and strikeouts (156) and ranked second in ERA and wins...one of six minor league pitchers to record a sub-3.00 ERA with at least 150 strikeouts...traded from Seattle to New York-AL on November 18, 2016, in exchange for left-handed pitcher James Pazo.

2015: Spent season with Single-A Clinton (Seattle)...went 3-6, 3.91 ERA (112.2 IP, 49 ER) in 21 starts for Lumberkings...recorded first career double-digit strikeout game June 6 vs. Bowling Green (6.0 IP, 10 K).

2014: Spent entire season at Rookie Pulaski (Seattle), where he went 5-5, 4.52 ERA (69.2 IP, 35 ER) in 13 starts...led Appalachian League in strikeouts (64), ranked second in innings pitched and led Appalachian League starters in walks-per-9.0 IP (1.55).

2013: Played first professional season with AZL Mariners, going 0-6, 5.94 ERA (33.1 IP, 22 ER) in 10 games (7 starts).

PROFESSIONAL: Originally selected by Seattle in 11th round of 2013 First-Year Player Draft; signed by scout Devitt Moore.

CAREER HIGHS

IP: 4.1, 5/30/19 at TB
SO: 4, 2x, last 9/30/18 vs. CWS
Walks: 4, 6/5/18 vs. CWS
CG: - -
Low-Hit CG: - -
Win-Streak: 6, 6/18-9/22/19



LITTELL'S PITCHING RECORD																			
YEAR	CLUB	W-L	ERA	G	GS	CG	SH	SV	IP	H	R	ER	HR	HB	BB	SO	WP	K/9	BAA
2013	AZL Mariners	0-6	5.94	10	7	0	0	1	33.1	39	27	22	2	1	13	28	4	7.6	.291
2014	Pulaski	5-5	4.52	13	13	0	0	0	69.2	75	38	35	3	8	12	64	1	8.3	.275
2015	Clinton	3-6	3.91	21	21	0	0	0	112.2	121	63	49	4	4	30	84	5	6.7	.272
2016	Clinton	5-5	2.76	16	16	2	0	0	97.2	94	35	30	5	4	21	95	2	8.8	.258
	Bakersfield	8-1	2.51	12	11	0	0	0	68.0	64	21	19	3	3	13	61	4	8.1	.246
2017	Tampa	9-1	1.77	13	11	2	0	0	71.1	65	17	14	4	4	15	57	2	7.2	.251
	Trenton	5-0	2.05	7	7	0	0	0	44.0	37	14	10	3	0	8	52	3	10.6	.224
	Chattanooga	5-0	2.81	7	7	0	0	0	41.2	33	16	13	1	5	18	33	3	7.1	.223
2018	Chattanooga	0-3	5.87	5	5	0	0	0	23.0	28	15	15	3	1	7	32	2	12.5	.308
	Rochester	6-6	3.57	19	15	0	0	0	106.0	100	47	42	5	4	40	98	4	8.3	.248
	MINNESOTA	0-2	6.20	8	2	0	0	0	20.1	25	17	14	3	4	11	14	0	6.2	.298
2019	Rochester	3-3	3.71	20	7	0	0	1	63.0	55	29	26	11	2	25	68	4	9.7	.246
	MINNESOTA	6-0	2.68	29	0	0	0	1	37.0	34	12	11	4	0	9	32	0	7.8	.250
Minor League Totals		49-36	3.39	143	120	4	0	2	730.1	711	322	275	44	36	202	672	34	8.3	.256
Major League Totals		6-2	3.92	37	2	0	0	1	57.1	59	29	25	7	4	20	46	0	7.2	.268

LITTELL'S CAREER FIELDING RECORD									
POSITION	PCT	G	PO	A	E	TC	DP	PB	
Pitcher	1.000	37	1	9	0	10	0	—	

LITTELL'S GAME LOGS																				
DATE	OPP.	W	L	SV	SVO	HLD	ERA	GS	CG	IP	H	R	ER	HR	BB	IBB	HB	SO	AVG	#PIT
5/24	CWS	0	0	0	0	0	0.00	0	0	2.0	0	0	0	0	0	0	0	2	.000	25
5/30	@TB	0	0	0	0	0	11.37	0	0	4.1	10	8	8	1	1	0	0	3	.357	77
MAY TOTALS		0	0	0	0	0	11.37	0	0	6.1	10	8	8	1	1	0	0	5	.357	102
6/18	Bos	1	0	0	0	0	8.64	0	0	2.0	2	0	0	0	0	0	0	2	.333	25
6/23	@KC	0	0	0	0	0	7.71	0	0	1.0	1	0	0	0	0	0	0	0	.333	12
6/27	TB	0	0	0	0	0	6.97	0	0	1.0	0	0	0	0	2	0	0	0	.310	20
JUNE TOTALS		1	0	0	0	0	0.00	0	0	4.0	3	0	0	0	2	0	0	2	.214	57
7/3	@Oak	0	0	0	0	0	6.35	0	0	1.0	1	0	0	0	1	0	0	1	.311	19
7/4	@Oak	0	0	0	0	0	5.84	0	0	1.0	2	0	0	0	0	0	0	1	.320	12
7/7	Tex	0	0	0	0	0	5.40	0	0	1.0	0	0	0	0	1	0	0	2	.302	25
7/12	@Cle	1	0	0	0	0	5.02	0	0	1.0	1	0	0	0	1	0	0	1	.304	18
7/14	@Cle	0	0	0	0	0	4.70	0	0	1.0	0	0	0	0	0	0	0	0	.288	10
7/16	NYM	0	0	0	0	0	4.41	0	0	1.0	0	0	0	0	0	0	0	1	.274	11
7/19	Oak	0	0	0	0	0	4.15	0	0	1.0	1	0	0	0	0	0	0	1	.277	13
7/20	Oak	0	0	0	1	0	5.00	0	0	0.2	2	2	2	2	2	0	0	2	.290	16
7/21	Oak	0	0	0	0	0	4.91	0	0	0.1	0	0	0	0	0	0	0	1	.286	5
JULY TOTALS		1	0	0	1	0	2.25	0	0	8.0	7	2	2	2	3	0	0	10	.250	129
8/6	Atl	0	0	0	0	0	4.50	0	0	1.2	2	0	0	0	0	0	0	2	.282	25
8/8	Cle	0	0	0	0	0	3.97	0	0	2.2	1	0	0	0	1	0	0	1	.267	33
8/14	@Mil	0	0	0	0	0	3.91	0	0	0.1	0	0	0	0	0	0	0	0	.264	1
8/17	@Tex	0	0	0	0	0	3.75	0	0	1.0	1	0	0	0	0	0	0	1	.264	14
8/18	@Tex	0	0	0	0	1	3.60	0	0	1.0	0	0	0	0	0	0	0	1	.255	17
AUGUST TOTALS		0	0	0	0	1	0.00	0	0	6.2	4	0	0	0	1	0	0	5	.167	90
9/2	@Det	1	0	0	0	0	3.46	0	0	1.0	2	0	0	0	0	0	0	0	.265	9
9/6	Cle	0	0	0	0	0	0.00	0	0	1.0	0	0	0	0	1	0	0	1	.333	15
9/7	Cle	1	0	0	0	0	0.00	0	0	1.0	1	0	0	0	0	0	0	0	.300	15
9/11	Was	0	0	0	0	0	3.10	0	0	1.0	0	0	0	0	0	0	0	1	.252	13
9/14	@Cle	1	0	0	0	0	2.90	0	0	2.0	1	0	0	0	0	0	0	2	.246	27
9/17	CWS	0	0	0	0	0	3.00	0	0	2.0	4	1	1	1	1	1	0	2	.260	40
9/19	KC	0	0	0	0	0	2.97	0	0	0.1	0	0	0	0	0	0	0	0	.258	4
9/22	KC	1	0	0	0	0	2.83	0	0	1.2	2	1	0	0	0	0	0	2	.262	28
9/25	@Det	0	0	0	0	0	2.75	0	0	1.0	0	0	0	0	0	0	0	0	.256	11
9/28	@KC	0	0	0	0	0	2.68	0	0	1.0	0	0	0	0	0	0	0	2	.250	11
SEPTEMBER TOTALS		4	0	0	0	0	0.75	0	0	12.0	10	2	1	1	2	1	0	10	.238	173



65 TREVOR MAY



RIGHT-HANDED PITCHER

H/W: 6-5/240 B/T: R/R
Age: 30
Born: 9/23/1989 in Longview, WA
Resides: Kelso, WA

Acquired: Trade with PHI, 12/6/12
M.L. Service: 5 years, 12 days
Contract Status: Signed thru 2019

PERSONAL: Trevor J. May...Twitter: @IamTrevorMay...Instagram: @trevmay65...2008 graduate of Kelso (WA) High School where he was a valedictorian...went 11-1 his senior year to help team to the Class 3A state championship game...enjoys many hobbies, which includes writing and producing house music, live DJ's under several monikers, wrote a blog in 2017 for MLBtraderumors, and most recently has become a regular streamer on Twitch.tv under the name "IamTrevorMay"...Fortnite is his game of choice...participated in Twins Winter Caravan in 2016 and '17...very active on social media, Instagram and Twitter as well as Youtube at youtube.com/iamtrevormay...grew up a Ken Griffey, Jr. fan and is a Seattle Seahawks fan...in 2019 raised funds through the Big League Impact ALL WIN campaign, impacting Gillette Children's Hospital.

CAREER HIGHLIGHTS: Underwent "Tommy John" surgery in March of 2017...starting pitcher throughout professional career but moved to bullpen for most of 2015 and into 2016...selected to play in SiriusXM Futures Game at Target Field in 2014 but did not pitch (injury)...in 2014, finished third in Twins organization in strikeouts (138), behind Phil Hughes (186) and Alex Meyer (153)...ranked ninth-best prospect and best changeup in Twins system by *Baseball America* entering 2015, and eighth-best prospect and best changeup in the Twins system by *Baseball America* entering 2014...acquired by Twins from Philadelphia at Winter Meetings in December of 2012 along with pitcher Vance Worley in exchange for outfielder Ben Revere...originally Philadelphia's fourth round pick in 2008 First-Year Player Draft.

2019:

- Made Twins Opening Day roster for second time in career and first time since 2016.
- Did not allow a home run in first 20 appearances March 30-May 15 (16.1 IP) and just one homer allowed in 31 of first 32 appearances March 30-June 22 (26.1 IP).
- Posted scoreless appearances in 18 of 20 appearances in a 20-game stretch April 18-June 11, including seven holds.
- Earned fourth career save with 1.0 scoreless inning in a Twins 6-5 victory June 11 vs. Seattle.
- Struck out multiple batters in six straight appearances June 27-July 14 and in 11 of 14 appearances from June 27-August 14, posting a 14.29 strikeouts-per-9.0 IP in that span...struck out multiple batters in 22 times on season.
- Recorded second save of season and fifth of career September 20 vs. Kansas City, striking out all three batters in the ninth inning on 13 pitches.
- Over his last 24 outings (beginning July 27), went 2-0 with one save, eight holds and a 1.33 ERA (27.0 IP, 4 ER)...held opposing batters to a .129/.182/.269 slash line (12-for-93, with 6 walks and 35 strikeouts).
- Held left-handed hitters to a .185 batting average and right-handed hitters to a .182 average.
- Posted an ERA of 1.41 (32.0 IP, 5 ER) in 30 road games and a 4.45 ERA (32.1 IP, 16 ER) in 35 home games.
- Led the club in holds (17).

2018: Spent the first half of the season on the 60-day DL recovering from "Tommy John" surgery he had in March of 2017...made one rehab start in Single-A Ft. Myers before being activated from the disabled list and optioned to Triple-A Rochester on June 7...in 13 games (4 starts) with the Red Wings, went 0-4, 4.00 ERA (27.0 IP, 12 ER) with 16 walks and 25 strikeouts...recalled from Triple-A Rochester July 31 and made season debut that same day, allowing one run on two hits in 1.0 inning with a strikeout vs. Cleveland...his first major league appearance in 688 days...11 of first 13 appearances were scoreless, going 3-0, 1.88 ERA (14.1 IP, 3 ER) with three walks and 22 strikeouts in that span...made the start as the Opening Pitcher September 4 at Houston, allowing four runs on five hits in 1.0 inning pitched and was dealt the loss...hosted "Fortday" at Target Field September 9, pre-game vs. Kansas City...gamers and baseball fans were invited to watch professional gamers BasicallyDoWork and Jordan Fisher play the online game Fortnite live on the videoboard at Target Field...earned first career save on 29th birthday September 23 at Oakland, pitching 1.1 scoreless innings of relief...finished season with eight of 10 final appearances being scoreless (1.80 ERA), including six straight appearances to end season...went 3-for-3 in save opportunities in season's final week...held left-handed hitters to a .195 average and right-handers to a .241 average.

2017: Diagnosed with torn ulnar collateral ligament in right elbow March 11...underwent "Tommy John" surgery March 22 and missed the entire season...officially placed on 60-day disabled list March 22.

2016: Made Twins Opening Day roster for first time in career...posted a 1.89 ERA (19.0 IP, 4 ER) with opponents hitting .181, eight walks and 27 strikeouts, through May 10...ranked second in baseball in strikeouts (40) among relievers through games of June 1, trailing only New York-Al's Dellin Betances (47)...placed on 15-day disabled list June 10 with low back spasms...pitched in four games for Triple-A Rochester on rehab assignment; returned from rehab assignment and reinstated July 5...appeared in 100th career game August 4 at Cleveland...placed back on 15-day disabled list August 10 with low back strain; reinstated September 9 but made just one more appearance before placed back on disabled list September 12, ending his season...held left-handed hitters to a .153 (9-for-59) batting average with Minnesota and right-handed hitters to a .275 (30-for-109) average...posted a strikeout-per-9.0 innings pitched ratio of 12.66, seventh best in the AL and 10th in baseball (minimum of 40.0 IP).

CAREER HIGHS

IP: 7.0, 2x, last 6/3/15 at BOS
SO: 10, 9/14/14 at CWS
Walks: 7, 8/9/14 at OAK
CG: --
Low-Hit CG: --
Win-Streak: 4, 7/6-8/7/15



2015: Played in third career Twins spring training and was optioned to Triple-A Rochester March 28...was slated to be Triple-A Rochester's third starter but was recalled by Minnesota on April 11 when Ricky Nolasco was placed on DL with right elbow inflammation...made start in Home Opener April 13 vs. Kansas City, allowing five runs on eight hits in 5.1 innings pitched with one walk and four strikeouts and was issued the loss...pitched 7.0-shutout innings with two hits allowed, no walks and nine strikeouts, which tied a season-high (previous May 23 at Chicago-AL) June 3 at Boston...moved to the bullpen upon Ervin Santana's reinstatement from the 80-day restricted list in beginning of July; had gone 4-7, 4.37 ERA (80.1 IP, 39 ER) with 18 walks and 71 strikeouts in 15 starts...held opponents scoreless in 14 consecutive relief appearances (13.0 IP) from July 25-August 28...recorded six holds from August 21 through the end of the season, the most on the Twins in that span...went 4-8, 4.43 ERA (83.1 IP, 41 ER) with 18 walks and 73 strikeouts in 16 starts and 4-1, 2.87 ERA (31.1 IP, 10 ER) with eight walks and 37 strikeouts in 32 relief appearances...led all AL rookies in strikeouts-per-walk (4.23) with a minimum of 100.0 IP and ranked fourth in strikeouts (110), tied for seventh in games (48) and tied for ninth in holds (7).

2014: Optioned to Triple-A Rochester from Twins spring training March 9...selected to pitch in SiriusXM Futures Game at Target Field, replacing St. Louis prospect Marco Gonzalez (recall)...placed on 7-day disabled list June 26 with right calf strain (suffered June 21 at Buffalo); could not play in Futures Game (replaced by teammate Alex Meyer)...reinstated July 13 and made four starts for the Red Wings before being recalled August 9...made major league debut in a start August 9 at Oakland, allowing four runs on three hits and seven walks in 2.0 innings pitched, being dealt the loss...earned first major league win September 3 vs. Chicago-AL, allowing three runs on six hits in 5.0 innings pitched, with one walk and six strikeouts as the Twins won 11-4...set season and career-high with 10 strikeouts (6.0 IP) September 14 at Chicago-AL; eighth different rookie in club history to record double-digit strikeouts; 12th different time, and first since Matt Garza in 2007...combined to go 11-12, 4.44 ERA (144.0 IP, 71 ER) with 61 walks and 138 strikeouts between Rochester and Minnesota...finished third in the organization in strikeouts (138), behind Phil Hughes (186) and Alex Meyer (153)...ranked ninth best prospect and best changeup in Twins system by *Baseball America* entering 2015.

2013: Pitched in first Twins major league spring training and optioned March 11...named Twins minor league Player of the Week for June 21, tossing 7.2 shutout innings with four hits allowed, one walk and nine strikeouts, earning the win June 18 at Erie...named to Eastern League All-Star East team but did not play...led the Eastern League in strikeouts (159), tied for first in starts (27) and ranked fifth in innings pitched (151.2)...led the Rock Cats in wins (9)...played in the Arizona Fall League with Glendale Desert Dogs, going 0-2, 3.21 ERA (14.0 IP, 5 ER) with four walks and 12 strikeouts in nine games (1 start)...named eighth best prospect and best changeup in the Twins system by *Baseball America* entering 2014.

2012: Led the Eastern League in strikeouts (151), was tied for first in starts (28), tied for eighth in wins (10), and 10th in innings (149.2)...struck out seven-plus batters in nine of 28 starts and eight-plus in four starts; averaged 9.1 strikeouts-per-9.0 innings pitched...acquired by Twins via trade with Philadelphia along with pitcher Vance Worley, in exchange for outfielder Ben Revere December 12.

2011: Named Phillies Pitcher of the Week May 30-June 5...named Phillies minor league Pitcher of the Month for June, going 2-2, 1.50 ERA (30.0 IP, 5 ER) with 13 walks and 40 strikeouts in five starts...named to Florida State League All-Star team and earned the win (1.0 IP)...named FSL Pitcher of the Week twice...struck out 208 batters in 151.1 IP (12.37 K/9.0 IP), third-most in all of minor league baseball...led the Florida State League in strikeouts and shutouts (2), tied for second in complete games (3) and starts (27), and ranked third in innings pitched (151.1)...given Paul Owens Award as best pitcher in the Phillies minor league system...named the top prospect in the Phillies minor league system by *Baseball America* entering 2012.

2010: Selected as a Florida State League Midseason All-Star...named Phillies minor league Pitcher of the Week July 26-August 1...named the fifth best prospect in the Phillies minor league system by *Baseball America* entering the 2011 season.

2009: Named Phillies minor league Pitcher of the Week August 31-September 7...averaged 11.06 strikeouts-per-9.0 IP...held opponents to a .211 batting average...went 1-0, 0.00 ERA (11.0 IP) with 11 strikeouts in two postseason starts.

2008: Began professional career with the GCL Phillies...participated in Florida Instructional League.

PROFESSIONAL: Selected by Philadelphia in fourth round of 2008 First-Year Player Draft; signed by Dave Ryles.

		MAY'S PITCHING RECORD																	
YEAR	CLUB	W-L	ERA	G	GS	CG	SH	SV	IP	H	R	ER	HR	HB	BB	SO	WP	K/9	BAA
2008	GCL Phillies	1-1	3.75	5	2	0	0	0	12.0	11	7	5	0	1	7	11	1	8.3	.256
2009	Lakewood	4-1	2.56	15	15	0	0	0	77.1	58	24	22	3	2	43	95	6	11.1	.211
2010	Clearwater	5-5	5.01	16	14	0	0	0	70.0	53	41	39	7	5	61	90	9	11.6	.212
	Lakewood	7-3	2.91	11	11	0	0	0	65.0	51	22	21	3	1	20	92	5	12.7	.214
2011	Clearwater	10-8	3.63	27	27	3	2	0	151.1	121	65	61	8	5	67	208	8	12.4	.221
2012	Reading	10-13	4.87	28	28	0	0	0	149.2	139	87	81	22	11	78	151	8	9.1	.249
2013	New Britain	9-9	4.51	27	27	2	2	0	151.2	149	79	76	14	8	67	159	7	9.4	.256
2014	Rochester	8-6	2.84	18	18	1	1	0	98.1	75	33	31	4	0	39	94	2	8.6	.209
	MINNESOTA	3-6	7.88	10	9	0	0	0	45.2	59	41	40	7	2	22	44	3	8.7	.314
2015	MINNESOTA	8-9	4.00	48	16	0	0	0	114.2	127	53	51	11	4	26	110	4	8.6	.279
2016	Rochester	0-1	2.45	4	0	0	0	1	3.2	1	1	1	0	1	6	1	14.7	.083	
	MINNESOTA	2-2	5.27	44	0	0	0	0	42.2	39	26	25	7	2	17	60	10	12.7	.232
2017	MINNESOTA	DID NOT PLAY - INJURED																	
2018	Ft. Myers	0-0	0.00	1	1	0	0	0	3.0	1	0	0	0	0	3	5	0	15.0	.100
	Rochester	0-4	4.00	13	4	0	0	2	27.0	24	14	12	2	1	16	25	1	8.3	.238
	MINNESOTA	4-1	3.20	24	1	0	0	3	25.1	21	9	9	4	1	5	36	1	12.8	.221
2019	MINNESOTA	5-3	2.94	65	0	0	0	2	64.1	43	24	21	8	3	26	79	3	11.1	.184
Minor League Totals		54-51	3.88	165	147	6	5	3	809.0	683	373	349	63	35	402	936	48	10.4	.230
Major League Totals		22-21	4.49	191	26	0	0	5	292.2	289	153	146	37	12	96	329	21	10.1	.254

MAY'S CAREER FIELDING RECORD																
POSITION	PCT	G	PO	A	E	TC	DP	PB								
Pitcher	.813	191	10	16	6	32	0	—								

MAY'S BATTING RECORD																
BATTING	AVG	AB	R	H	2B	3B	HR	RBI	SH	SF	HBP	BB	SO	SB	OBP	OPS
Career	.000	3	0	0	0	0	0	0	0	0	0	0	3	0	.000	.000

MAY'S GAME LOGS																				
DATE	OPP.	W	L	SV	SVO	HLD	ERA	GS	CG	IP	H	R	ER	HR	BB	IBB	HB	SO	AVG	#PIT
3/30	Cle	0	0	0	0	0	0.00	0	0	0.1	1	0	0	0	0	0	0	0	.500	9
4/3	@KC	1	0	0	0	0	0.00	0	0	1.2	1	0	0	0	0	0	0	0	.250	26
4/5	@Phi	0	0	0	0	0	0.00	0	0	1.0	1	0	0	0	0	0	0	0	.273	8
4/7	@Phi	0	0	0	0	0	0.00	0	0	1.0	1	0	0	0	0	0	0	0	.267	9
4/9	@NYM	0	0	0	0	0	0.00	0	0	1.0	0	0	0	0	0	0	0	1	.222	16
4/10	@NYM	0	0	0	0	0	0.00	0	0	1.0	0	0	0	0	1	0	0	2	.190	24
4/14	Det	0	0	0	0	1	2.84	0	0	0.1	2	2	2	0	1	0	0	1	.250	21
4/16	Tor	0	1	0	0	0	5.14	0	0	0.2	1	2	2	0	2	0	0	1	.259	24
4/18	Tor	0	0	0	0	0	4.50	0	0	1.0	0	0	0	0	0	0	0	1	.233	13
4/21	@Bal	0	0	0	0	1	4.00	0	0	1.0	2	0	0	0	0	0	0	2	.257	27
4/22	@Hou	0	0	0	0	0	3.86	0	0	0.1	0	0	0	0	1	0	0	0	.250	8
4/26	Bal	0	0	0	0	1	3.72	0	0	0.1	0	0	0	0	0	0	0	0	.243	5
4/27	Bal	0	0	0	0	1	3.38	0	0	1.0	0	0	0	0	0	0	0	2	.225	11
MARCH/APRIL TOTALS		1	1	0	0	4	3.38	0	0	10.2	9	4	4	0	5	0	0	10	.225	201
5/2	Hou	0	0	0	0	0	3.09	0	0	1.0	0	0	0	0	0	0	1	1	.209	19
5/5	@NYY	0	0	0	0	0	2.84	0	0	1.0	0	0	0	0	2	0	0	1	.196	25
5/7	@Tor	0	0	0	0	1	2.77	0	0	0.1	0	0	0	0	0	0	0	0	.191	3
5/11	Det	0	0	0	0	0	2.70	0	0	0.1	0	0	0	0	0	0	0	0	.188	7
5/12	Det	0	0	0	0	0	2.51	0	0	1.0	1	0	0	0	0	0	0	1	.192	13
5/13	LAA	0	0	0	0	0	2.35	0	0	1.0	1	0	0	0	0	0	0	1	.196	15
5/15	LAA	0	0	0	0	1	2.76	0	0	1.0	2	1	1	0	0	0	0	1	.213	20
5/19	@Sea	0	0	0	0	0	4.15	0	0	1.0	1	3	3	1	2	0	0	1	.215	32
5/21	@LAA	0	0	0	0	0	4.00	0	0	0.2	0	0	0	0	1	0	0	1	.209	18
5/24	CWS	0	0	0	0	0	3.93	0	0	0.1	0	0	0	0	0	0	0	1	.206	5
5/26	CWS	0	0	0	0	0	3.79	0	0	0.2	1	0	0	0	1	0	0	1	.211	19
MAY TOTALS		0	0	0	0	2	4.32	0	0	1	8.1	6	4	4	1	6	0	1	.194	176
6/1	@TB	0	0	0	0	0	3.60	0	0	1.0	0	0	0	0	1	0	0	1	.203	20
6/5	@Cle	0	0	0	0	1	3.43	0	0	1.0	1	0	0	0	1	0	0	2	.205	23
6/6	@Cle	0	0	0	0	1	3.27	0	0	1.0	0	0	0	0	0	0	0	0	.200	9
6/11	Sea	0	0	1	1	0	3.13	0	0	1.0	2	0	0	0	0	0	0	1	.212	23
6/12	Sea	0	0	0	0	0	3.86	0	0	0.1	1	2	2	0	1	0	0	0	.221	17
6/15	KC	0	0	0	0	1	3.70	0	0	1.0	0	0	0	0	0	0	0	1	.211	18
6/18	Bos	0	0	0	0	0	3.55	0	0	1.0	1	0	0	0	0	0	0	1	.213	9
6/22	@KC	1	0	0	0	0	3.42	0	0	1.0	0	0	0	0	2	1	0	1	.206	19
6/26	TB	1	0	0	0	0	3.62	0	0	1.0	1	1	1	1	0	0	2	0	.208	23
6/27	TB	0	0	0	0	0	3.49	0	0	1.0	0	0	0	0	1	0	0	2	.202	23
6/29	@CWS	0	0	0	0	0	3.38	0	0	1.0	1	1	0	0	0	0	0	2	.202	27
JUNE TOTALS		2	0	1	1	3	2.61	0	0	10.1	7	4	3	1	6	1	2	11	.184	211
7/4	@Oak	0	0	0	0	0	3.26	0	0	1.0	1	0	0	0	0	0	0	3	.204	20
7/7	Tex	0	0	0	0	0	3.06	0	0	2.0	2	0	0	0	0	0	0	3	.207	32
7/12	@Cle	0	0	0	0	0	2.94	0	0	1.1	0	0	0	0	0	0	0	2	.200	23
7/14	@Cle	0	1	0	0	0	3.12	0	0	1.0	1	1	1	1	0	0	0	2	.202	16
7/17	NYM	0	1	0	1	0	3.79	0	0	1.0	3	3	3	1	0	0	0	1	.215	24
7/21	Oak	0	0	0	1	0	4.10	0	0	1.2	2	3	2	0	3	0	0	3	.220	49
7/27	@CWS	0	0	0	0	0	3.99	0	0	1.0	1	1	0	0	0	0	0	1	.219	17
JULY TOTALS		0	2	0	2	0	6.00	0	0	9.0	10	8	6	2	3	0	0	15	.270	181

8/2	KC	1	0	0	0	0	3.96	0	0	0.1	0	0	0	0	0	0	0	0	.218	1
8/5	Atl	1	0	0	0	0	3.76	0	0	2.0	1	0	0	0	1	0	0	2	.216	22
8/8	Cle	0	0	0	0	0	3.89	0	0	1.0	1	1	1	1	1	0	0	2	.217	19
8/11	Cle	0	0	0	0	0	3.74	0	0	1.2	0	0	0	0	0	0	0	2	.210	19
8/14	@Mil	0	0	0	0	1	3.65	0	0	1.0	0	0	0	0	1	0	0	2	.206	26
8/17	@Tex	0	0	0	0	1	3.50	0	0	2.0	0	0	0	0	0	0	0	1	.199	21
8/20	CWS	0	0	0	0	0	3.42	0	0	1.0	0	0	0	0	0	0	0	1	.195	13
8/21	CWS	0	0	0	0	0	3.35	0	0	1.0	1	0	0	0	0	0	0	1	.197	24
8/23	Det	0	0	0	0	0	3.33	0	0	0.1	0	0	0	0	0	0	0	0	.196	4
8/28	@CWS	0	0	0	0	1	3.26	0	0	1.0	1	0	0	0	0	0	0	3	.197	14
8/30	@Det	0	0	0	0	0	3.20	0	0	1.0	0	0	0	0	0	0	0	3	.194	14
8/31	@Det	0	0	0	0	0	3.14	0	0	1.0	1	0	0	0	0	0	0	2	.195	18
AUGUST TOTALS		2	0	0	0	3	0.68	0	0	13.1	5	1	1	1	3	0	0	19	.114	195
9/3	@Bos	0	0	0	0	0	5.40	0	0	1.2	1	1	1	1	0	0	0	2	.167	25
9/5	@Bos	0	0	0	0	1	3.38	0	0	1.0	0	0	0	0	0	0	0	1	.111	12
9/6	Cle	0	0	0	0	1	2.45	0	0	1.0	0	0	0	0	1	0	0	1	.083	24
9/10	Was	0	0	0	0	0	3.04	0	0	1.0	0	0	0	0	0	0	0	1	.185	14
9/14	@Cle	0	0	0	0	0	2.93	0	0	2.0	0	0	0	0	0	0	0	1	.180	23
9/17	CWS	0	0	0	0	0	3.17	0	0	1.1	2	2	2	2	0	0	0	1	.184	18
9/19	KC	0	0	0	0	1	3.13	0	0	0.2	1	0	0	0	1	0	0	2	.186	20
9/20	KC	0	0	1	1	0	3.08	0	0	1.0	0	0	0	0	0	0	0	3	.184	13
9/22	KC	0	0	0	0	1	3.03	0	0	1.0	1	0	0	0	1	0	0	1	.185	30
9/25	@Det	0	0	0	0	0	2.98	0	0	1.0	0	0	0	0	0	0	0	0	.183	6
9/28	@KC	0	0	0	0	1	2.94	0	0	1.0	1	0	0	0	0	0	0	2	.184	17
SEPTEMBER TOTALS		0	0	1	1	5	2.13	0	0	12.2	6	3	3	3	3	0	0	15	.136	202

AMERICAN LEAGUE CENTRAL HISTORY

YEAR	CHAMPION	RECORD	TWINS FINISH
1994*	Chicago White Sox	67-46	Fourth place with a record of 53-60, 15.0 games back
1995	Cleveland Indians	100-44	Fifth place with a record of 56-88, 44.0 games back
1996	Cleveland Indians	78-84	Fourth place with a record of 78-84, 21.5 games back
1997	Cleveland Indians	86-75	Fourth place with a record of 68-94, 18.5 games back
1998	Cleveland Indians	89-73	Fourth place with a record of 70-92, 19.0 games back
1999	Cleveland Indians	97-65	Fifth place with a record of 63-97, 33.0 games back
2000	Chicago White Sox	95-67	Fifth place with a record of 69-93, 26.0 games back
2001	Cleveland Indians	91-71	Second place with a record of 85-77, 6.0 games back
2002	Minnesota Twins	94-67	Lost 4 games to 1 in the ALCS to the Anaheim Angels
2003	Minnesota Twins	90-72	Lost 3 games to 1 in the ALDS to the New York Yankees
2004	Minnesota Twins	92-70	Lost 3 games to 1 in the ALDS to the New York Yankees
2005	Chicago White Sox	99-63	Third place with a record of 83-79, 16.0 games back
2006	Minnesota Twins	96-66	Swept in three games in the ALDS by the Oakland Athletics
2007	Cleveland Indians	96-66	Third place with a record of 79-83, 17.0 games back
2008	Chicago White Sox	89-74	Second place with a record of 88-75, 1.0 game back
2009	Minnesota Twins	87-76	Swept in three games in the ALDS by the New York Yankees
2010	Minnesota Twins	94-68	Swept in three games in the ALDS by the New York Yankees
2011	Detroit Tigers	95-67	Fifth place with a record of 63-99, 32.0 games back
2012	Detroit Tigers	88-74	Fifth place with a record of 66-96, 22.0 games back
2013	Detroit Tigers	93-69	Fourth place with a record of 66-96, 27.0 games back
2014	Detroit Tigers	90-72	Fifth place with a record of 70-92, 20.0 games back
2015	Kansas City Royals	95-67	Second place with a record of 83-79, 12.0 games back
2016	Cleveland Indians	94-67	Fifth place with a record of 59-103, 35.5 games back
2017	Cleveland Indians	102-60	Second place with a record of 85-77 earning second Wild Card
2018	Cleveland Indians	91-71	Second place with a record of 78-84, 13.0 games back
2019	Minnesota Twins	101-61	--

*Season cut short due to work stoppage



41 IAN MILLER



OUTFIELDER

H/W: 6-0/175 B/T: L/R
Age: 27
Born: 2/21/1992 in Philadelphia, PA
Resides: Dowington, PA

Acquired: Via trade with Seattle (8/10/19)
M.L. Service: 29 days
Contract Status: Signed thru 2019

PERSONAL: Ian Andrew Miller...graduated from Bishop Shanahan (PA) High School in 2010...played collegiately for Wagner College (Staten Island, NY) from 2010-13 while posting a career batting average of .301 (171-for-569) with 101 R, 18 2B, 3 3B, 1 HR, 53 RBI, and 93 SB...ranked second among Division I players in 2013 with 46 stolen bases after ranking 11th in the country in 2012 with 34 stolen bases.

2019:

- Began season with Triple-A Tacoma (Seattle).
- Set season-high with four hits May 21 vs. Fresno...set season-high with five RBI same game, also April 15 vs. Albuquerque.
- Acquired via trade with Seattle August 10, in exchange for cash.
- In 121 combined games between Triple-A Tacoma and Triple-A Rochester, hit .264 (119-for-450) with 30 doubles, six triples, 11 home runs, 58 RBI, 72 runs scored and led all of Triple-A with 35 stolen bases (in 42 attempts).
- Made major league debut as defensive replacement September 4 at Boston (Kepler chest discomfort).
- Recorded first career major league hit September 26 at Detroit, singling to centerfield off Jordan Zimmermann...also collected first big league RBI with that hit, driving in Ronald Torreyes.

2018: Appeared in 114 games with Triple-A Tacoma, leading the Mariners organization and ranking second in the Pacific Coast League with 33 stolen bases...2018 marked the fourth-straight year that Miller swiped 30 or more bases, and his 125 stolen bases from 2016-18 were the third-most in Minor League Baseball, behind Wes Rogers (137) and Myles Straw (129)... hit .261 with a .333 on-base percentage in his first full season at the Triple-A level...the outfielder scored 60 runs and collected 21 extra-base hits.

2017: Split the year between Double-A Arkansas (83 games) and Triple-A Tacoma (41 games)...hit .307 (157-for-512) and set career-high marks in runs (85), hits (157), doubles (22), and RBI (35)...began the season with Arkansas, hitting .326 (112-for-344) with 63 runs scored, 18 doubles, 3 triples, four home runs, 29 RBI, and 30 stolen bases over 83 games...selected to Texas League Mid- and Post-Season All-Star teams...started in center field for Texas League North All-Stars, going 1-for-3...promoted to Tacoma on July 22...at the time of promotion, ranked first in the Texas League in batting average (.326) and stolen bases (30)...played final 41 games of the season with Tacoma, hitting .268 (45-for-168)...recorded a 12-game hitting streak to open his Triple-A career from July 22-August 3, including five multi-hit games over that span.

2016: Registered a full season with Double-A Jackson hitting .253 (109-for-430) with eight doubles, seven triples, 28 RBI, and 49 stolen bases...set a career-high mark in runs (64) and finished the season ranked second in the Southern League with 29 stolen bases...ranked third in lowest PA/SO ratio at 9.15...logged a season-high four hits (4-for-5 with a run scored and one RBI) on August 4 at Montgomery...hit .271 (56-for-207) through 54 games at home, while hitting .238 (53-for-223) on the road...posted a season-best 11-game hitting streak to open the season, April 7-23...hit .333 (13-for-39) with eight runs scored, one triple, four RBI, and five stolen bases over that span...posted a .333 (27-for-81) batting average through 21 games in August.

2015: Split the year between Advanced-A Bakersfield (39 games) and Double-A Jackson (87 games)...hit .267 (135-for-506) and set career-high marks in doubles (18), RBI (29), and stolen bases (50)...opened the season with Bakersfield, hitting .296 (47-for-159) with 20 runs scored, five doubles, two triples, six RBI, and 21 stolen bases over 39 games with the Blaze...registered a season-long seven-game hitting streak from May 19-25 over final seven games with Jackson...hit .448 (13-for-29) with four runs scored, two doubles, one RBI, and five stolen bases...stole a career-high four bases in one game on May 25 against High Desert...promoted to Jackson in late May and spent the remainder of the season with the Generals, hitting .254 (88-for-347)...named Southern League Player of the Week for Aug. 31 - Sept. 7...hit .464 (13-for-28) with 4 runs scored, three doubles, one triple, five RBI, and four stolen bases over that stretch...while with the Generals, hit .328 (20-for-61) against left-handed pitchers, while hitting .238 (68-for-286) against righties.

2014: Played in 45 games over a full year with Single-A Clinton...hit .271 (45-for-166) with 33 runs scored, five doubles, four triples, 13 RBI, and 16 stolen bases...spent time on the 7-day disabled list twice with a lower back injury, from Apr. 18-26 and June 6 - Sept. 17...logged time in 28 games in May, hitting .280 (30-for-107) with 20 runs scored, three doubles, a triple, nine RBI, and 11 stolen bases.

2013: Began professional career with rookie-level Pulaski (40 games) and short-season Everett (12 games)...hit .305 (60-for-197) with 37 runs scored, five doubles, a home run, 14 RBI, and 17 stolen bases...made professional debut with Pulaski on June 21 at Burlington...hit first career home run on July 5 against Danville.

PROFESSIONAL: Selected by the Seattle Mariners in the 14th round (417th overall) of the 2013 First-Year Player Draft.

CAREER HIGHS

Hits: 2, 9/26/19 at DET

RBI: 1, 9/26/19 at DET

HR: --

GS: --

SB: --

Hit-Streak: 2, 9/26-28/19

WALK-OFF HITS / PA'S

None

MULTI-HR GAMES

None



MILLER'S PLAYING RECORD

YEAR	CLUB	AVG	G	AB	R	H	2B	3B	HR	RBI	SH	SF	HB	BB	SO	SB	CS	OBP	OPS
2013	Everett	.333	12	42	7	14	0	0	0	1	2	0	0	4	6	3	1	.391	.725
	Pulaski	.297	40	155	30	46	5	0	1	13	2	0	3	16	29	14	6	.374	.722
2014	Clinton	.271	45	166	33	45	5	4	0	13	1	2	0	16	35	16	2	.332	.681
	Jackson	.254	87	347	40	88	13	5	0	23	3	4	1	29	53	29	13	.310	.630
2015	Bakersfield	.296	39	159	20	47	5	2	0	6	1	0	1	10	34	21	5	.341	.693
	Jackson	.253	114	430	64	109	8	7	0	28	8	4	8	45	54	49	3	.331	.636
2016	Tacoma	.268	41	168	22	45	4	2	0	6	2	0	2	5	33	13	1	.297	.613
	Arkansas	.326	83	344	63	112	18	3	4	29	2	4	6	28	69	30	4	.382	.812
2017	Tacoma	.261	114	422	60	110	16	3	2	41	4	4	5	43	89	33	9	.333	.660
	Tacoma	.269	106	390	64	105	17	5	11	54	0	4	6	45	81	29	5	.351	.799
2018	Rochester	.233	15	60	8	14	3	1	0	4	0	1	2	6	8	6	2	.319	.636
	MINNESOTA	.176	12	17	2	3	1	0	0	1	0	0	0	0	3	0	0	.176	.412
Minor League Totals		.274	696	2683	411	735	104	32	18	218	25	23	33	247	491	243	51	.340	.697
Major League Totals		.176	12	17	2	3	1	0	0	1	0	0	0	0	3	0	0	.176	.412

MILLER'S CAREER FIELDING RECORD

POSITION	PCT	G	PO	A	E	TC	DP	PB
Pitcher	1.000	12	22	1	0	23	0	—



RIGHT-HANDED PITCHER

H/W: 6-2/190 B/T: R/R
 Age: 29
 Born: 3/27/1990 in Breese, IL
 Resides: Tampa, FL

Acquired: Trade with TB, 2/17/18
 M.L. Service: 6 years, 42 days
 Contract Status: Signed thru 2019

PERSONAL: Jacob Odorizzi (pronounced oh-duh-RIZZ-ee)...Twitter: @JakeOdorizzi...graduated from Highland (IL) High School in 2008...went 14-0 during his senior year, allowing just 1 ER in 89.2 IP...recorded 146 strikeouts and walked six while leading the Bulldogs to the Class 3A state title...named Illinois Gatorade Player of the Year in 2008...named a Louisville Slugger Preseason All-American, a Rawlings/Perfect Game All-American and a member of USA Today's All-USA team...also played basketball and football as a wide receiver and safety...bypassed an opportunity to pitch at the University of Louisville to sign with the Brewers in 2008...he and wife, Carissa, were high school sweethearts who married in 2012...son, Rhett...in 2011, Jake had seats in rightfield to witness the Cardinals win Game 7 of the 2011 World Series over the Rangers...grew up a Cardinals fan in Highland, Illinois, about 30 miles east of St. Louis...Odorizzi donated \$50 per personal strikeout and \$50 per Twins win in 2019 to the Animal Humane Society (\$13,950 total)...every year, Animal Humane Society cares for more than 23,000 animals in need and aids thousands more through programs that help people nurture and protect their pets.

2019:

- Was Twins number two starter to open season, making first start March 30 vs. Cleveland...tied career-high with 11 strikeouts (6.0 IP)...teammate José Berrios struck out 10 on Opening Day March 28 vs. CLE, becoming the second pair of pitchers in baseball history (since 1893 when the mound was placed at its current distance to home plate) to start a team's season with consecutive double-digit strikeout totals, the only others to do it were Randy Johnson and Curt Schilling for Arizona in 2001.
- Went 4-0, 0.94 ERA (28.2 IP, 3 ER) with nine walks and 31 strikeouts in five May starts...led AL in May ERA.
- Set career-high winning 10 straight decisions April 17-June 15 in 11 starts (Twins 11-0)...posted a 1.52 ERA (65.0 IP, 11 ER) with a .209 opponent batting average in that span...the win-streak was the fourth longest for a starter in club history (Johan Santana, 17 from 2004-05; Brad Radke, 12 in 1997 and Scott Erickson, 12 in 1991).

CAREER HIGHS

IP: 8.0, 2x, last 7/22/16 at OAK
 SO: 11, 2x, last 3/30/19 vs. CLE
 Walks: 5, 5x, last 9/26/18 vs. DET
 CG: --
 Low-Hit CG: --
 Win-Streak: 10, 4/17-6/15/19



- Went unscored upon on six of seven starts from April 29-June 2...during span, posted scoreless inning streaks of 22.1 innings April 29-May 15 (fifth longest for a starter in club history) and a 16.1-inning streak May 20-June 2.
- Entered July 10-3, 2.73 ERA in 16 starts...since playing their first season in Minnesota in 1961, only three other Twins pitchers have had 10+ wins and a sub-3.00 ERA entering July: Scott Erickson in 1991, Frank Viola in 1988 and Bert Blyleven in 1973.
- Placed on 10-day Injured List with a right middle finger blister July 3; reinstated July 13.
- Named to American League All-Star team (did not pitch - IL), first of career...at the All-Star break, ranked tied for third in AL in wins (10), tied for sixth in opponent batting average (.214) and sixth in ERA (3.15)...was replaced on the AL roster with teammate José Berrios.
- Recorded 900th career strikeout July 2 at Oakland, fanning Matt Chapman in the third inning.
- Earned 12th win July 30 at Miami, allowing one run on four hits in 5.2 innings pitched, setting a new single-season career-high for wins.
- Surpassed 1,000.0 innings pitched August 21 at Chicago-AL.
- Struck out 10 batters September 7 vs. Cleveland (5.1 IP), marking the second time on season and sixth time in career with double-digit strikeout totals.
- In his final 10 starts of the season (beginning July 30), went 4-2, 2.89 ERA (56.0 IP, 18 ER) with 17 walks and 70 strikeouts.
- Finished the season 15-7, 3.51 ERA (159.0 IP, 62 ER) with 53 walks and 178 strikeouts in 30 starts, his fourth career 30-start season and sixth-straight with at least 28 starts...set career highs for wins, strikeouts, FIP (3.39), opponent slugging percentage (.371) and OPS (.671), strikeouts-per-9.0 innings (10.08), SO/BB ratio (3.36) and run-support average (5.72)
- Also set a career-best with a home runs allowed-per-9.0 innings ratio of just 0.91.
- Held right-handed batters to a .194 average (59-for-304), with 27 walks, 87 strikeouts and a .585 OPS.
- Ranked tied for eighth in AL in wins (15).

2018: Was Twins Opening Day starter March 29 at Baltimore, pitching 6.0 shutout innings with two hits allowed, two walks and seven strikeouts...first Opening Day start of career...began the season going 3-2, 3.17 ERA (54.0 IP, 19 ER) in first 10 starts March 29-May 20...set a season-high with 10 strikeouts May 20 vs. Milwaukee, fourth double-digit strikeout total of career...went 26 consecutive starts to begin the season without recording an out in the seventh inning, setting a major league record; snapped the streak August 24 vs. Oakland, pitching 7.0 innings...carried a no-hitter into the eighth inning September 12 vs. New York-AL, until having it broken up by Greg Bird (double)...tied a career-high in pitches thrown with 120...recorded 800th career strikeout September 18 at Detroit, fanning Jim Adduci in the fourth inning...made 30 starts for the third time in career...threw 18.7 pitches-per-inning, the most in baseball...finished with a strikeout-per-9.0 innings pitched ratio of 8.87, the second highest of career (9.32 - 2014)...finished with 32 starts; along with Kyle Gibson (32) and José Berrios (32), they became the first trio of Twins with 30-plus starts in the same season since 2007 (Johan Santana - 33, Carlos Silva - 33, and Boof Bonser - 30)...ranked tied for first on Twins staff in starts (32), and third in innings pitched (164.1) and strikeouts (162).

2017: Was Tampa Bay's number two starter to begin the season...was removed after one pitch in the 2nd inning April 15 and was placed on the 10-day DL after the game (left hamstring)...missed 14 games (April 16-30) with a left hamstring strain and 13 games (July 25-Aug 8) with a lower back strain...carried a no-hitter for 6.1 innings September 5 vs. Minnesota, broken up by Joe Mauer's single that bounced off second base...went 3-1, 1.03 ERA (26.1 IP, 3 ER) in five September starts, third lowest ERA in the AL...started 28 games for the Rays despite two stints on the disabled list, was his fourth straight year of at least 28 starts...allowed a career-high 30 HR, the sixth time in Rays history a pitcher allowed 30 HR-or-more...allowed 80 runs, including 54 scoring via home run (67.5 pct.)...his 18.3 pitches-per-inning ranked fifth-highest in baseball and his 32.3 groundball pct. was the second-lowest behind Toronto's Marco Estrada (30.7)...allowed 14 unearned runs, third-most in the AL behind Rick Porcello (20) and Sonny Gray (15)...acquired by Minnesota via trade with Tampa Bay on February 17, 2018 in exchange for minor league infielder Jermaine Palacios.

2016: Established career-highs with 33 starts and 187.2 IP...after the All-Star break, went 7-1 with a 2.71 ERA (83.0 IP, 25 ER) in 14 starts; only two other pitchers in the majors (min. 50 IP) could match his combination of winning pct. (.875) and ERA in the second half: CLE Corey Kluber (9-1, 2.52) and CHC Jon Lester (10-1, 1.76)...ranked 6th in the AL in ERA and 3rd in winning pct. after the break...recorded 17 no-decisions, three more than any other starter...allowed 2 ER or fewer in 13 of his no-decisions, a mark reached by only one other pitcher since 1913: LAD Clayton Kershaw (14) in 2009...averaged 17.6 pitches-per-inning, most in the AL and 2nd in the majors to ARI Robbie Ray (18.0)...on May 24 at MIA, recorded his first career hit, an RBI-single off Tom Koehler to give himself a 1-0 lead...on May 29 vs. New York-AL, retired his first 16 batters-faced, tied for the 3rd-longest perfect game bid in club history...on June 14 vs. SEA, was ejected by home plate umpire Jerry Meals for the first time of his career following a 6th-inning walk of Leonys Martin...ranked among AL leaders in wins (tied for 3rd) and ERA (2.48, 7th).

2015: His 28 starts were second on the Rays staff behind Chris Archer (34)...his 3.35 ERA ranked eighth in the AL and .231 opp avg. tied for ninth...his ERA was below 3.50 all season, one of only five AL pitchers to do that, joining DET/TOR David Price, HOU Dallas Keuchel, OAK/HOU Scott Kazmir and OAK Sonny Gray...left in the 5th inning of his start on June 5 at SEA with a strained oblique and spent five weeks on the disabled list...finished with a .500 mark overall (9-9), vs. the AL (8-8), ML (1-1), AL East (5-5), AL Central (2-2), AL West (1-1), NL East (1-1), pre-All-Star break (5-5).

2014: Named the club's Outstanding Rookie by the Tampa Bay Chapter of the BBWAA...led all major league rookies with 174 strikeouts, one shy of the club rookie record (175 by Matt Moore in 2012)...became the second Ray to lead major league rookies in strikeouts, joining Scott Kazmir (174) in 2005...led major league rookies in starts (31) and losses (13) and finished 2nd in innings (168)...earned his first major league win in his season debut on April 4 vs. Texas.

2013: Split first season in the Tampa Bay organization between Triple-A Durham and the majors...had five stints with the Rays...recalled for the first time on May 20 to make his Rays debut in Toronto...went 3.0 IP for his first career save on September 24 at NYY...finished third in the International League and second in the Rays system with 124 strikeouts.

2012: Selected to the Royals roster September 16...suffered the loss in his major league debut on September 23 vs. Cleveland...named Pitcher of the Year for Triple-A Omaha despite opening the season with Double-A Northwest Arkansas...combined for 15 wins, tied for third in the minors...started for the U.S. team in the Futures Game at Kauffman Stadium in July...ranked by MLB.com as the No. 2 prospect in the Royals system behind Wil Myers...acquired by the Tampa Bay Rays along with INF Patrick Leonard, LH Mike Montgomery and OF Wil Myers from Kansas City in exchange for RH Wade Davis, RH James Shields and a player to be named (INF Elliot Johnson). December 9, 2012.

2011: Began season with Single-A Wilmington (Milwaukee)...promoted to Northwest Arkansas, where he made 12 starts to finish the season...named Pitcher of the Year for Wilmington and made the Carolina League Midseason All-Star Team...led the Carolina League with 103 strikeouts at the time of his promotion.

2010: Named the Brewers 2010 Minor League Pitcher of the Year...named to the Midwest League Midseason All-Star Team...led the MWL with 10.07 SO/9 IP...acquired by Kansas City on December 19 as part of a six-player trade, sending 2009 AL Cy Young winner Zack Greinke to the Brewers.

2009: Spent second professional season with Rookie Helena (Milwaukee).

2008: Made professional debut with AZL Brewers.

PROFESSIONAL: Originally selected by Milwaukee in first round (32nd overall) of 2008 First-Year Player Draft; signed by scout Harvey Kuenn Jr.

ODORIZZI'S PLAYING RECORD																				
YEAR	CLUB	W-L	ERA	G	GS	CG	SHO	SV	IP	H	R	ER	HR	HB	BB	SO	WP	K/9	BAA	
2008	AZL Brewers	1-2	3.48	11	4	0	0	0	20.2	18	10	8	2	1	9	19	0	8.3	.220	
2009	Helena	1-4	4.40	12	10	0	0	0	47.0	55	27	23	3	2	9	43	5	8.2	.296	
2010	Wisconsin	7-3	3.43	23	20	0	0	1	120.2	99	52	46	7	9	40	135	5	10.1	.220	
2011	Wilmington	5-4	2.87	15	15	0	0	0	78.1	68	30	25	4	2	22	103	6	11.8	.235	
	Northwest Arkansas	5-3	4.72	12	12	0	0	0	68.2	66	38	36	13	1	22	54	1	7.1	.251	
2012	Northwest Arkansas	4-2	3.32	7	7	0	0	0	38.0	27	15	14	2	0	10	47	4	11.1	.194	
	Omaha	11-3	2.93	19	18	0	0	0	107.1	105	41	35	12	2	40	88	3	7.4	.254	
	KANSAS CITY	0-1	4.91	2	2	0	0	0	7.1	8	4	4	1	0	4	4	0	4.9	.267	
2013	Durham	9-6	3.33	22	22	0	0	0	124.1	101	49	46	12	1	40	124	5	9.0	.225	
	TAMPA BAY	0-1	3.94	7	4	0	0	1	29.2	28	13	13	3	2	8	22	1	6.7	.252	
2014	TAMPA BAY	11-13	4.13	31	31	0	0	0	168.0	156	79	77	20	5	59	174	3	9.3	.242	
2015	Charlotte	0-0	0.93	2	2	0	0	0	9.2	4	1	1	0	0	2	8	1	7.4	.118	
	TAMPA BAY	9-9	3.35	28	28	0	0	0	169.1	149	65	63	18	3	46	150	5	8.0	.231	
2016	TAMPA BAY	10-6	3.69	33	33	0	0	0	187.2	170	80	77	29	4	54	166	3	8.0	.241	
2017	Charlotte	0-1	6.00	1	1	0	0	0	3.0	3	2	2	0	0	0	6	0	18.0	.250	
	TAMPA BAY	10-8	4.14	28	28	0	0	0	143.1	117	80	66	30	2	61	127	1	8.0	.220	
2018	MINNESOTA	7-10	4.49	32	32	0	0	0	164.1	151	89	82	20	8	70	162	1	8.9	.242	
2019	MINNESOTA	15-7	3.51	30	30	0	0	0	159.0	139	65	62	16	4	53	178	4	10.1	.234	
Minor League Totals		43-28	3.44	124	111	0	0	1	617.2	546	265	236	55	18	194	627	30	9.1	.236	
Major League Totals		62-55	3.88	191	188	0	0	1	1028.2	918	475	444	16	28	355	983	18	8.6	.238	

DOORIZZI'S CAREER FIELDING RECORD								
POSITION	PCT	G	PO	A	E	TC	DP	PB
Pitcher	.952	191	50	70	6	126	5	—

ODORIZZI'S BATTING RECORD																
BATTING	AVG	AB	R	H	2B	3B	HR	RBI	SH	SF	HBP	BB	SO	SB	OBP	OPS
Career	.087	23	0	2	0	0	0	3	5	0	0	1	8	0	.125	.212

ODORIZZI'S GAME LOGS

DATE	OPP	W	L	SV	SVO	HLD	ERA	GS	CG	IP	H	R	ER	HR	BB	IBB	HB	SO	AVG	#PIT
3/30	Cle	0	0	0	0	0	1.50	1	0	6.0	1	1	1	1	2	0	0	11	.053	92
4/5	@Phi	0	1	0	0	0	6.75	1	0	0.2	2	5	4	0	3	0	0	1	.130	36
4/10	@NYM	0	1	0	0	0	6.35	1	0	4.2	1	3	3	0	4	0	0	3	.111	71
4/17	Tor	1	0	0	0	0	4.76	1	0	5.2	6	1	1	0	1	0	0	6	.172	101
4/22	@Hou	1	0	0	0	0	4.37	1	0	5.2	8	2	2	1	0	0	1	2	.220	100
4/29	Hou	1	0	0	0	0	3.34	1	0	7.0	4	0	0	0	1	0	0	7	.206	86
MARCH/APRIL TOTALS		3	2	0	0	0	3.34	6	0	29.2	22	12	11	2	11	0	1	30	.206	486
5/4	@NYY	1	0	0	0	0	2.78	1	0	6.0	2	0	0	0	4	0	0	8	.190	100
5/10	Det	1	0	0	0	0	2.32	1	0	7.0	1	0	0	0	0	0	0	5	.169	95
5/15	LAA	1	0	0	0	0	2.63	1	0	5.1	9	3	3	2	2	0	0	3	.198	98
5/20	@LAA	0	0	0	0	0	2.38	1	0	5.0	3	0	0	0	2	0	0	6	.195	90
5/26	CWS	1	0	0	0	0	2.16	1	0	5.1	1	0	0	0	1	0	0	9	.184	93
MAY TOTALS		4	0	0	0	0	0.94	5	0	28.2	16	3	3	2	9	0	0	31	.160	476
6/2	@TB	1	0	0	0	0	1.96	1	0	6.0	3	0	0	0	1	0	0	9	.181	108
6/9	@Det	1	0	0	0	0	1.92	1	0	6.0	5	1	1	0	1	0	1	8	.186	99
6/15	KC	1	0	0	0	0	2.24	1	0	6.0	7	4	4	2	2	0	0	7	.196	92
6/20	@KC	0	1	0	0	0	2.58	1	0	4.0	8	4	4	0	1	0	0	2	.211	80
6/26	TB	0	0	0	0	0	2.73	1	0	5.1	4	3	3	2	2	0	0	7	.211	91
JUNE TOTALS		3	1	0	0	0	3.95	5	0	27.1	27	12	12	4	7	0	1	33	.267	470
7/2	@Oak	0	1	0	0	0	3.15	1	0	3.0	4	6	5	2	3	0	0	2	.214	84
7/13	@Cle	1	0	0	0	0	3.06	1	0	5.1	3	1	1	1	2	0	1	2	.212	89
7/19	Oak	0	0	0	0	0	3.18	1	0	5.0	6	3	3	1	2	0	0	3	.217	88
7/24	NYY	0	1	0	0	0	3.84	1	0	4.0	10	9	9	2	2	0	0	7	.232	102
7/30	@Mia	1	0	0	0	0	3.73	1	0	5.2	4	1	1	0	1	0	0	5	.229	1
JULY TOTALS		2	2	0	0	0	7.43	5	0	23.0	27	20	19	6	10	0	1	19	.290	466
8/5	Atl	0	0	0	0	0	3.61	1	0	6.0	5	1	1	1	3	0	0	7	.229	109
8/10	Cle	1	0	0	0	0	3.44	1	0	5.2	6	0	0	0	4	0	0	6	.230	102
8/16	@Tex	0	0	0	0	0	3.50	1	0	5.2	5	3	3	0	2	0	0	5	.231	99
8/21	CWS	0	1	0	0	0	3.57	1	0	5.0	8	4	3	0	1	0	1	6	.236	104
8/28	@CWS	1	0	0	0	0	3.55	1	0	6.0	5	2	2	0	2	0	0	8	.235	98
AUGUST TOTALS		2	1	0	0	0	2.86	5	0	28.1	29	10	9	1	12	0	1	32	.257	512
9/2	@Det	0	0	0	0	0	5.40	1	0	5.0	5	3	3	1	0	0	0	7	.278	91
9/7	Cle	0	0	0	0	0	4.35	1	0	5.1	4	2	2	0	2	0	0	10	.237	99
9/18	CWS	0	1	0	0	0	3.59	1	0	5.2	7	2	2	0	1	0	0	9	.239	94
9/24	@Det	1	0	0	0	0	3.51	1	0	6.0	2	1	1	0	1	0	0	7	.234	93
SEPTEMBER TOTALS		1	1	0	0	0	3.27	4	0	22.0	18	8	8	1	4	0	0	33	.228	377

HOW TO FIGURE...

BATTING AVERAGE: Divide the number of safe hits by the total number of at-bats (at-bats do not include walks, sacrifices, hit by pitch, or times awarded first on obstruction or interference).

SLUGGING PERCENTAGE: Divide the total bases of all safe hits by the total number of at-bats.

ON-BASE PERCENTAGE: Add the total number of hits, walks and hit by pitch and divide by the total of at-bats, walks, hit-by-pitches and sacrifice flies.

EARNED RUN AVERAGE: Multiply the total number of earned runs by nine, then divide the result by the number of innings pitched.

FIELDING PERCENTAGE: Divide the total putouts and assists by the total of putouts, assists and errors (total chances).

CONSECUTIVE HITTING STREAKS: A consecutive hitting streak shall not be terminated if the plate appearance results in a base on balls, hit batsman, defensive interference, or a sacrifice bunt. A sacrifice fly shall terminate the streak.

WON-LOST PERCENTAGE: Divide the number of games won by the total number of games played.



33 MARTÍN PÉREZ



LEFT-HANDED PITCHER

H/W: 6-0/200 B/T: L/L
Age: 28
Born: 4/4/1991 in Guanare, VZ
Resides: Guanare, VZ

Acquired: Signed as free agent, 1/30/19
ML Service: 7 years, 38 days
Contract Status: Signed thru 2019

PERSONAL: Martín Jimenez Pérez...Instagram: @martinperez33d...wife, Viciena (Gonzalez)...daughter, Malena Kate (6/2/16)...was part of Rangers 2014 Hispanic Caravan, visiting the Joseph J. Rhoads and Charles Rice Learning Centers in Dallas as well as attending a grant presentation at the Oak Cliff YMCA...also took part in the 2015 Texas Rangers Winter Caravan...during time in Texas, made donations to the Texas Rangers Baseball Foundation in 2014-15-16-17 and helped fund the RBI program in Fort Worth...also contributed to the Venezuelan RBI team and the Robinson Chirinos Foundation...has donated funds to Sun Risas, Team Tourette and I Love Venezuela, and made a contribution to underwrite a bullpen at the Texas Rangers MLB Urban Youth Academy in West Dallas...favorite player growing up was Johan Santana.

2019:

- Began season in Twins bullpen and made three relief appearances prior to joining the rotation on April 15.
- Made first start of season April 20 at Baltimore, beginning a stretch of seven starts in which he went 6-1, 2.27 ERA (43.2 IP, 11 ER), 15 walks and 39 strikeouts.
- Posted season-long scoreless inning streak of 15.0 straight May 1-6, which included an 8.0 shutout innings May 1 vs. Houston.
- Set career-high with nine strikeouts May 6 at Toronto (7.0 IP)...earned 500th career strikeout and reached 800.0 innings for career in that start.
- Placed on Paternity List May 11-12, missing three games (including a double header).
- Earned 50th career win May 23 at Los Angeles-AL, allowing two runs on six hits in 5.0 innings pitched.
- Induced a 5-4-3 ground ball triple play July 22 vs. New York-AL, escaping a first inning jam, the 13th triple play in club history.
- Set single-game career-high with 12 hits allowed August 7 vs. Atlanta (6.0 IP)...induced another 5-4-3 ground ball triple play in the third inning, 14th in club history and third time in club history to have two in a season (1990 & '88)...first AL pitcher on the mound for multiple triple plays in a season since Mark Buehrle in 2006.
- Surpassed 900.0 career innings pitched August 31 at Detroit.
- Reached double-digit wins for fifth time in his career with 2-1 victory September 5 at Boston, allowing one run on two hits in 6.0 innings pitched.
- Had 7.45 runs-support average as a starter, tops on the club.
- Matched his career high by allowing 23 home runs.

2018: Began season on 10-day disabled recovering from right elbow surgery; reinstated April 5...went 2-3, 9.67 ERA (22.1 IP, 24 ER) in five April starts...placed back on disabled list April 30 with right elbow discomfort related to the offseason surgery...made three starts at three different stops on rehab assignment, Single-A Hickory, Double-A Frisco and Triple-A Round Rock, going 2-0, 0.52 ERA (17.1 IP, 1 ER); reinstated July 13...moved to the bullpen to finish the season after making 13 starts for the Rangers April 5-August 25, going 2-6, 6.95 ERA (68.2 IP, 53 ER)...held left-handed hitters to a .271 batting average and right-handers to a .347 average.

2017: Led staff in wins (career-high 13), starts (32), and innings (185.0)...also established a career-high in strikeouts (115), 2nd on club (Darvish-148)...had team-highs in losses (12) and hits allowed (221), both the highest figures of his career...opponents batted .301/.359/.453/.812, 2nd-highest BA and 5th-highest OBP among AL starters...his 1.535 WHIP was 7th-highest in AL, also 9th-highest in club history by a qualifier...ranked among AL's top 10 in following categories: hits allowed (2nd, 221), runs allowed (5th, 108), earned runs (T6th, 99), walks (T8th, 63).

2016: Went 10-11, 4.39 ERA (198.2 IP, 97 ER) over a team-high 33 starts, establishing many career highs in his 1st full season in the big leagues...his career-high 198.2 innings were the 6th-most by a Texas pitcher age 25-or-younger and the most since Jose Guzman had 206.2 in 1988...set a club record with a ML-high 36 GIDP...HR by David Ortiz on 7/6/16 at BOS snapped a run of 107 PA without a HR by a LHB (last Kyle Seager on 9/9/15 at SEA)...was the lone Texas starter to not miss a start...ranked T4th in the A.L. and T9th in MLB with 76 walks.

2015: Returned from left elbow surgery and went 3-6, 4.46 (39 ER/78.2 IP) in 14 starts after the All-Star break...spent the early part of 2015 at the club's complex in Surprise, AZ...before his return, was formally placed on 60-day DL on 3/11/15 as he continued to rehab from left elbow surgery...in win on 8/2 vs. SF (8.1 IP, 1 R), became the 1st ML pitcher to record 25+ outs on 80 pitches-or-less since KC's Luke Hochevar on 6/12/09 vs. CIN in a CG 4-1 win...only other Ranger to accomplish the feat since pitches were 1st tracked in 1988 was Kevin Brown in a CG SHO on 6/20/90 vs. MIN at Arlington Stadium (79 pitches)...a Steve Pearce long ball on 8/29 vs. BAL ended a 40.1-inning homerless streak.

2014: Went 4-3, 4.38 ERA (51.1 IP, 25 ER) over 8 starts with Texas before elbow surgery...ranked 5th on staff in wins and T7th with 8 starts, and his 2 SHO were T2nd-most in the A.L. in what would have been his first full season in the majors...selected Rangers April Player of the Month...became the first pitcher in Washington/Texas franchise history with back-to-back shutouts, 3-hitters or better, on 4/18 vs. CWS and 4/23 at OAK...placed on the 15-day DL on 5/14/14 (retroactive to 5/11/14) and was transferred to 60-day DL on 5/20/14...had 'Tommy John' surgery to repair

CAREER HIGHS

IP: 9.0, 3x, last 4/23/14 at OAK
SO: 9, 5/6/19 at TOR
Walks: 5, 3x, last 9/28/18 at SEA
CG: 3x, last 4/23/14 at OAK
Low-Hit CG: 3, 2x, last 4/23/14 at OAK
Win-Streak: 7, 8/9-9/8/17



a partially torn ulnar collateral ligament in his left elbow on 5/19/14...the surgery was performed by Rangers Team Physician Dr. Keith Meister at Trinity Surgical Center in Arlington.

2013: Was vying for a spot in Opening Day rotation in March, but was on DL 3/22-5/11 with a fractured ulna bone in his left forearm (hit by Brad Miller line drive on 3/3 vs. SEA in Surprise)...before more time in minors...went 10-6, 3.62 ERA (124.1 IP, 50 ER) in 20 G/GS over 2 stints with Texas: 5/27 and 6/22-end of season...was in the rotation for duration of the season after his 2nd recall...his 10 wins ranked T2nd among Rangers, and his 20 starts were 3rd on club...ranked among AL rookie leaders in wins (T1st), ERA (2nd), starts (3rd), innings (3rd), quality starts (3rd, 11), strikeouts (4th, 84), and opp. avg. (4th, .267)...was called on to start club's game no. 163, and took the loss in the Wild Card tiebreaker against Tampa Bay...his 10 wins were most ever by a left-handed Texas rookie, just 10th rookie ever with 10+ wins for the club...named A.L. Rookie of the Month for August after going 5-0, 3.06 (12 ER/35.1 IP) in 5 G/GS, 1st-ever 5-win month by a Texas rookie...was 2nd-youngest A.L. pitcher to start a game in '13 (22.053 for season debut, 5/27-D at AR)...prior to the season, rated Rangers' no. 3 prospect by *Baseball America*, and also named by publication as having best changeup in Texas organization.

2012: Recalled to Texas on June 26 and appeared in 12 games/6 starts across 3 stints with the club (6/26-7/17, 7/23-31, 9/1-end of season), including 3 starts down the stretch in September...was the 3rd-youngest pitcher to earn a win at the major league level in 2012...was the youngest active player in Triple-A at the time of his initial promotion in June...pitched in relief in major league debut on June 27 vs. Detroit (0.2 IP, 4 R-ER)...earned win in next outing, first major league start, June 30 vs. OAK (5.1 IP, 6 H, 2 R-ER)...became the 5th-youngest Ranger (21 years, 87 days) ever to win a start for Texas, youngest since Ed Correa (21.059) on 6/27/87 vs. MIN-G1...with Round Rock, finished T2nd in PCL with 2 CG.

2011: Combined to go 8-6 with a 4.33 ERA (137.1 IP, 66 ER) in 27 G/GS between Frisco and Round Rock...was the winning pitcher for the South Division in the Texas League All-Star Game (1.0 IP)...appeared in the All-Star Futures Game at Chase Field on July 10...ranked among the Texas League leaders in both ERA and strikeouts at the time of his promotion on 7/15...became the youngest player in the PCL...rated as Rangers no. 2 prospect prior to the '11 season by *Baseball America*...the same publication tabbed his curveball as best in the farm system and ranked him 24th on its annual Top 100 Prospects list...was added to the 40-man roster on November 18, 2011.

2010: Spent entire season with Frisco...was one of the youngest players in the Texas League...finished T10th in TL in strikeouts...on DL 6/1-12 with a cracked nail on the middle finger of his left hand...on DL 8/7-21 with back strain...recorded quality start in lone playoff outing 9/9 vs. Midland (6.0 IP, 1 R, 7 SO)...was 1-3 with a 6.50 ERA (13 ER/18.0 IP) over 7 games/4 starts with Magallanes in the Venezuelan Winter League...rated Rangers' top prospect by *Baseball America* prior to the season.

2009: Named Rangers Nolan Ryan Minor League Pitcher of the Year after combining to go 6-8, 2.90 ERA (114.2 IP, 37 ER) with one save and 119 strikeouts in 27 G/19 GS...entered the season ranked as the Rangers' 5th-best prospect according to *Baseball America*...tabbed South Atlantic League's top prospect by *Baseball America* following the season...selected to the SAL League All-Star Game...earned Rangers' Minors Pitcher of Month honors July...at 18, was the youngest player to finish the season at the Double-A level.

2008: Spent first professional season in rotation at Spokane (Short-A)...rated by *Baseball America* as 2nd-best prospect in the NWL and 5th-best prospect in Texas system...at 17, was the youngest player in the NWL...led staff with 15 starts and finished 3rd with 53 strikeouts...earned first pro win on August 25 at Tri-City with 5.0 SHO IP...took no-decision in his lone postseason start.

PROFESSIONAL: Signed by Texas as undrafted free agent July 2, 2007; signed by scouts Rafic Saab, Manny Batista, and Don Welke.

PÉREZ'S PITCHING RECORD																			
YEAR	CLUB	W-L	ERA	G	GS	CG	SH	SV	IP	H	R	ER	HR	HB	BB	SO	WP	K/9	BAA
2008	Spokane	1-2	3.65	15	15	0	0	0	61.2	66	32	25	3	2	28	53	4	7.7	.274
2009	Frisco	1-3	5.57	5	5	0	0	0	21.0	29	16	13	2	0	5	14	1	6.0	.326
	Hickory	5-5	2.31	22	14	0	0	1	93.2	82	35	24	3	1	33	105	5	10.1	.236
2010	Frisco	5-8	5.96	24	23	0	0	0	99.2	117	73	66	12	0	50	101	6	9.1	.290
2011	Frisco	4-2	3.16	17	16	1	1	0	88.1	80	35	31	6	1	36	83	4	8.5	.245
	Round Rock	4-4	6.43	10	10	0	0	0	49.0	72	38	35	4	0	20	37	6	6.8	.343
2012	Round Rock	7-6	4.25	22	21	2	0	0	127.0	122	70	60	10	4	56	69	3	4.9	.258
	TEXAS	1-4	5.45	12	6	0	0	0	38.0	47	26	23	3	2	15	25	5	5.9	.297
2013	Round Rock	5-1	1.75	6	6	0	0	0	36.0	29	8	7	1	2	8	28	3	7.0	.225
	Frisco	0-1	11.05	2	2	0	0	0	7.1	14	9	9	1	0	2	2	1	2.5	.400
	TEXAS	10-6	3.62	20	20	1	0	0	124.1	129	55	50	15	3	37	84	9	6.1	.267
2014	TEXAS	4-3	4.38	8	8	2	2	0	51.1	50	25	25	3	1	19	35	1	6.1	.269
2015	Round Rock	0-1	4.95	4	4	0	0	0	20.0	27	11	11	2	0	2	17	1	7.7	.333
	Frisco	0-0	3.18	2	2	0	0	0	5.2	7	2	2	1	0	1	8	0	12.7	.292
	TEXAS	3-6	4.46	14	14	0	0	0	78.2	88	45	39	3	2	24	48	1	5.5	.285
2016	TEXAS	10-11	4.39	33	33	0	0	0	198.2	205	110	97	18	4	76	103	3	4.7	.270
2017	TEXAS	13-12	4.82	32	32	0	0	0	185.0	221	108	99	23	6	63	115	4	5.6	.301
2018	Round Rock	1-0	1.42	1	1	0	0	0	6.1	6	1	1	1	0	0	6	0	8.5	.250
	Frisco	1-0	0.00	1	1	0	0	0	6.0	2	0	0	0	0	3	4	0	6.0	.095
	Hickory	0-0	0.00	1	1	0	0	0	5.0	2	0	0	0	0	0	9	0	16.2	.118
	TEXAS	2-7	6.22	22	15	0	0	0	85.1	116	68	59	16	2	36	52	3	5.5	.329
2019	MINNESOTA	10-7	5.12	32	29	0	0	0	165.1	184	104	94	23	3	67	135	3	7.4	.279
	Minor League Totals	34-33	4.08	132	121	3	1	1	626.2	655	330	284	46	10	244	536	34	7.7	.271
	Major League Totals	53-56	4.72	173	157	3	2	0	926.2	1040	541	486	104	23	337	597	29	5.8	.286

PÉREZ'S CAREER FIELDING RECORD

POSITION	PCT	G	PO	A	E	TC	DP	PB
Pitcher	.953	173	36	105	7	148	8	—

PÉREZ'S BATTING RECORD

BATTING	AVG	AB	R	H	2B	3B	HR	RBI	SH	SF	HBP	BB	SO	SB	OBP	OPS
Career	.043	23	1	1	0	0	0	0	2	0	0	0	19	0	.043	.087

PÉREZ'S DIVISION SERIES GAME RECORD

YEAR	OPPONENT	W-L	ERA	G	GS	CG	SH	SV	IP	H	R	ER	HR	HB	BB	SO	WP	K/9	BAA
2015	Toronto	0-1	7.20	1	1	0	0	0	5.0	6	4	4	0	0	3	2	0	3.6	.353

PEREZ'S GAME LOGS

DATE	OPP.	W	L	SV	SVO	HLD	ERA	GS	CG	IP	H	R	ER	HR	BB	IBB	HB	SO	AVG	#PIT
3/31	Cle	1	0	0	0	0	7.36	0	0	3.2	5	3	3	0	3	0	0	6	.313	82
4/5	@Phi	0	0	0	0	0	5.68	0	0	2.2	3	2	1	0	4	1	0	2	.308	72
4/10	@NYM	0	0	0	0	0	7.56	0	0	2.0	3	3	3	0	2	0	0	4	.314	44
4/15	Tor	0	0	0	0	0	5.02	1	0	6.0	7	1	1	0	2	0	0	5	.316	86
4/20	@Bal	1	0	0	0	0	5.31	1	0	6.0	6	4	4	2	1	0	0	2	.300	96
4/26	Bal	1	0	0	0	0	4.44	1	0	6.0	6	1	1	0	0	0	1	4	.291	96
MARCH/APRIL TOTALS		3	0	0	0	0	4.44	3	0	26.1	30	14	13	2	12	1	1	23	.291	476
5/1	Hou	1	0	0	0	0	3.41	1	0	8.0	4	0	0	0	2	0	0	7	.262	100
5/6	@Tor	1	0	0	0	0	2.83	1	0	7.0	2	0	0	0	2	0	0	9	.237	102
5/12	Det	0	1	0	0	0	3.11	1	0	5.0	4	3	3	2	2	0	0	7	.234	93
5/17	@Sea	1	0	0	0	0	2.89	1	0	6.2	5	1	1	0	4	0	0	7	.231	103
5/23	@LAA	1	0	0	0	0	2.95	1	0	5.0	6	2	2	1	4	0	0	3	.236	88
5/30	@TB	0	1	0	0	0	3.71	1	0	2.2	6	6	6	0	2	0	0	3	.248	63
MAY TOTALS		4	2	0	0	0	3.15	6	0	34.1	27	12	12	3	16	0	0	36	.213	549
6/5	@Cle	0	0	0	0	0	3.72	1	0	4.2	6	5	2	0	2	0	0	1	.252	92
6/11	Sea	0	0	0	0	0	3.97	1	0	5.0	6	4	4	1	3	0	0	7	.255	95
6/16	KC	0	1	0	0	0	4.09	1	0	6.2	6	5	4	0	1	0	0	7	.253	105
6/21	@KC	0	0	0	0	0	4.28	1	0	5.0	5	6	4	1	3	0	1	2	.252	79
6/27	TB	0	0	0	0	0	4.15	1	0	7.0	3	2	2	0	1	0	0	6	.243	102
JUNE TOTALS		0	1	0	0	0	5.08	5	0	28.1	26	22	16	2	10	0	1	23	.234	473
7/5	Tex	1	0	0	0	0	4.26	1	0	6.0	7	4	4	0	2	0	0	3	.247	94
7/17	NYM	0	0	0	0	0	4.10	1	0	6.0	5	2	1	1	1	0	1	4	.245	83
7/22	NYY	0	0	0	0	0	4.37	1	0	4.0	7	5	5	3	4	0	0	4	.253	79
7/27	@CWS	0	1	0	0	0	4.38	1	0	6.0	7	3	3	1	1	0	0	4	.255	100
JULY TOTALS		1	1	0	0	0	5.32	4	0	22.0	26	14	13	5	8	0	1	15	.299	356
8/2	KC	0	0	0	0	0	4.58	1	0	5.0	7	5	5	3	0	0	0	3	.258	68
8/7	Atl	0	1	0	0	0	4.87	1	0	6.0	12	7	7	3	2	0	0	6	.268	102
8/13	@Mil	0	0	0	0	0	4.64	1	0	6.0	6	1	0	0	4	0	0	3	.267	88
8/18	@Tex	0	0	0	0	0	4.60	1	0	5.0	5	2	2	0	4	0	0	2	.267	100
8/25	Det	1	0	0	0	0	4.53	1	0	6.0	5	2	2	0	1	0	0	5	.265	100
8/31	@Det	0	1	0	0	0	4.89	1	0	2.2	9	8	7	1	2	0	0	4	.273	82
AUGUST TOTALS		1	2	0	0	0	6.75	6	0	30.2	44	25	23	7	13	0	0	23	.333	540
9/5	@Bos	1	0	0	0	0	1.50	1	0	6.0	2	1	1	1	2	0	0	1	.105	70
9/11	Was	0	1	0	0	0	4.89	1	0	5.0	6	5	5	1	3	0	0	4	.268	90
9/17	CWS	0	0	0	0	0	4.92	1	0	4.2	10	3	3	0	0	0	0	4	.275	64
9/22	KC	0	0	0	0	0	5.13	1	0	2.1	8	5	5	1	0	0	0	1	.281	52
9/29	@KC	0	0	0	0	0	5.12	1	0	5.2	5	3	3	1	3	0	0	5	.279	102
SEPTEMBER TOTALS		1	1	0	0	0	6.46	5	0	23.2	31	17	17	4	8	0	0	15	.313	378



35 MICHAEL PINEDA



RIGHT-HANDED PITCHER

H/W: 6-7/280

B/T: R/R

Age: 30

Born: 1/18/1989 in Yaguata, DR

Resides: Yaguata, DR

Acquired: Signed as free agent, 12/13/17

M.L. Service: 8 years, 90 days

Contract Status: Signed thru 2019

PERSONAL: Michael Francisco Pineda (pronounced pin-EH-duh)...Instagram: @the_big_mike35...daughter Emilia...played shortstop before being converted to a pitcher by Seattle...learned to play baseball on a field next to a closed sugar plant; the outfield wall was marked by spare tires and there would frequently be cows grazing in left field...owns a farm in his native Dominican Republic, where he raises chickens in addition to growing a number of crops...enjoys spending time on his ranch and being with family...earned the nickname "Big Mike" from former teammate Derek Jeter during his time with the Yankees.

CAREER HIGHLIGHTS: Twins mark third organization (Seattle 2006-11 and New York-AL 2012-17)...underwent "Tommy John" surgery in July of 2017...named AL Player of the Week in May of 2015...named 2011 All-Star with Seattle...AL Rookie of the Month in April of 2011...finished 2011 fifth in AL Rookie of the Year voting...Seattle's 2010 minor league Pitcher of the Year and was a finalist for the USA Today Minor League Player of the Year...named 2008 Mariners minor league Pitcher of the Year.

2019:

- Opened season as Twins third starter, making first start March 31 vs. Cleveland, pitching 4.0 shutout innings on 40 pitches...staff committed him to low-pitch count coming off "Tommy John" surgery in 2018...marked his first start since July 5, 2017 with New York-AL, a span of 633 days.
- Began the season 2-2, 6.21 ERA (29.0 IP, 20 ER) in first six starts March 31-April 30 but went 2-1, 3.86 ERA (46.2 IP, 20 ER) and an opponent average of .227 in next eight starts from May 5-June 18.
- Tied career-high with five walks allowed July 21 vs. Oakland (5.1 IP).
- Went 2-1, 2.59 ERA (24.1 IP, 7 ER) with an opponent batting average of .233 in four July starts.
- Recorded 800th career strikeout August 20 vs. Chicago-AL, fanning Wellington Castillo in the seventh inning.
- Earned 10th win August 27 at Chicago-AL, allowing one run on four hits in 5.0 innings pitched, marking the second time in career with double-digit win totals (12 in 2015).
- Set season-high with 10 strikeouts September 6 vs. Cleveland (6.0 IP), eighth time in career with double-digit strikeout totals, first time since 2015 (10 vs. TB).
- Earned 50th career win August 27 at Chicago-AL, allowing one run on four hits in 5.0 innings pitched.
- Set career-high win-streak July 26-September 1, going 5-0, 3.25 ERA (36.0 IP, 13 ER) with five walks and 35 strikeouts in that span.
- Went 7-1, 2.76 ERA (65.1 IP, 20 ER) with 14 walks, 73 strikeouts and a .232 opponent batting average in final 11 starts June 19-September 6.
- Suspended 80 games September 7 for violation of Major League Baseball's Joint Drug Prevention and Treatment Program...had suspension reduced from 60 games after appeal.

2018: Spent entire season on disabled list, recovering from "Tommy John" surgery on right elbow...began rehab assignment in August, appearing in games for GCL Twins, Single-A Ft. Myers and Triple-A Rochester...was shut down due to right knee discomfort he suffered throwing a bullpen in late August.

2017: Made fifth career Opening Day roster (4 with New York-AL: 2014-17 and 1 with Seattle: 2011)...started in Yankees Home Opener April 10 vs. Tampa Bay, retired the game's first 20 batters, before his perfect game was spoiled by Evan Longoria's two-out double in the seventh...was the first major league pitcher to take a perfect game into the seventh inning of his team's home opener since Houston's J.R. Richard (perfect through 6.1 IP) April 10, 1980 vs. Los Angeles-NL (Elias)...recorded 17 strikeouts and no walks in his first two starts, the most strikeouts without a walk through a pitcher's first two starts of a season in Yankees history, and tied for the most in AL history (Toronto's J.A. Happ in 2017, Boston's Roger Clemens in 1991)...recorded second career hit May 5 at Chicago-NL, singling off Kyle Hendricks...placed on 10-day disabled list July 14 with a right UCL injury...transferred to 60-day disabled list July 16, missing the remainder of the season...had his right UCL injury examined by Reds Medical Director Dr. Timothy Kremchek July 17, who agreed with the original recommendation of "Tommy John" surgery from Yankees Head Team Physician Dr. Christopher Ahmad...underwent "Tommy John" surgery July 18 in Cincinnati, performed by Dr. Kremchek.

2016: Spent third season with New York-AL...issued a four-pitch walk to Josh Reddick April 19 vs. Oakland, his first four-pitch walk as a Yankee (had faced 1,009 batters as Yankee prior to allowing one); first four-pitch walk since September 21, 2011 at Minnesota (with Seattle)...recorded 500th career strikeout July 6 at Chicago-AL, fanning Tim Anderson...made 100th career start September 30 vs. Baltimore...finished season with single-season career-highs in innings pitched (175.2), starts (32) and strikeouts (207)...ranked sixth in AL in strikeouts; 14th-highest strikeout total in Yankees history...had fifth-lowest innings total (175.2 IP) by a 200-strikeout pitcher in AL history...finished ninth in the AL with a 3.91 strikeout-per-walk ratio...led the AL and set a Yankees record with a 10.61 strikeout-per-9.0 IP ratio, fifth-best mark in baseball...ranked third among AL starters with a 27.4% strikeout rate (207 strikeouts/756 batters faced), trailing only Justin Verlander (28.1%) and Chris Archer (27.4%)...

CAREER HIGHS

IP: 8.0, 3x, last 6/28/15 at HOU

SO: 16, 5/10/15 vs. BAL

Walks: 5, 3x, last 7/21/19 vs. OAK

CG: 1, 6/28/15 at HOU

Low-Hit CG: 7, 6/28/15 at HOU

Win-Streak: 5, 7/26-9/1/19



was the second-highest strikeout rate in Yankees history (David Cone - 27.6% in 1997)...induced a swinging strike on an AL-best 14.1% of his pitches, fourth-highest in baseball...batters swung at 35.4% of his pitches outside the zone, third-highest in baseball (2nd-highest in the AL to Masahiro Tanaka, 36.5%)...his 4.05 run support average ranked fifth-lowest in the AL.

2015: Spent second season with New York-AL...snapped a streak of 585 batters (146.1 IP) without a hit-by-pitch when he hit Brandon Guyer April 29 vs. Tampa Bay...placed on 15-day disabled list with a right flexor forearm muscle strain July 30-August 26...named AL Player of the Week May 4-10, after going 2-0, 0.60 ERA (15.0 IP, 1 ER) in two starts, including a career-high 16 strikeouts May 10 vs. Baltimore; his first career weekly honor; set a modern AL record and tied the major league record for the most strikeouts in a start of 7.0 IP-or-fewer...finished with a 7.43 strikeout-to-walk ratio (156 K, 21 BB), the highest ever by a Yankee (min. 150 IP); ranked second in baseball (Max Scherzer, 8.12) and sixth-highest single-season mark in AL history (min. 150.0 IP)...finished seventh in the AL (min. 150.0 IP) with an 8.74 strikeout to 9.0 IP ratio...led Yankees in strikeouts (156) and tied for second in wins (12)...led AL with 12 starts with no walks (4th in baseball)...did not issue a four-pitch walk to any of the 668 batters he faced, going to a three-ball count on just 87 of them (13.2%).

2014: Earned first victory as a Yankee April 10 win vs. Boston, his first win since July 30, 2011 vs. Tampa Bay (with Seattle)...ejected in the second inning April 23 at Boston by homeplate Umpire Gerry Davis for having a foreign substance on his neck...suspended for 10 games April 24; reinstated May 6...placed on 15-day disabled list with a right shoulder muscle injury May 6...transferred to 60-day disabled list June 3; reinstated August 13 after missing 87 games...recorded an 8.43 strikeout-to-walk ratio (7 BB, 59 K), the highest-ever mark for a Yankees pitcher (min. 75.0 IP).

2013: Began season with New York-AL on 60-day disabled list recovering from right shoulder surgery...combined to go 2-0, 2.82 ERA (22.1 IP, 7 ER) in five rehab starts with Single-A Tampa, Double-A Trenton and Triple-A Scranton/Wilkes-Barre...returned from rehab, reinstated from the 60-day disabled list July 7.

2012: Acquired by New York-AL via trade January 23 along with right-handed pitcher Vicente Campos, in exchange for catcher Jesus Montero and right-handed pitcher Hector Noes...missed entire season on disabled list...underwent season-ending surgery May 1 to repair an anterior labral tear in right shoulder; procedure performed by Dr. David Altchek...transferred to 60-day disabled list May 4.

2011: Opened season in Seattle's starting rotation and—at 22 years, 72 days (as of March 31)—was the third-youngest AL player on a 2011 Opening Day roster, behind Kansas City's Tim Lincecum (21 years, 222 days) and Chicago-AL's Chris Sale (22 years, 1 day)...made major league debut April 5 at Texas, allowing three earned runs in 6.0 innings pitched with five hits allowed, one walk and four strikeouts and was dealt the loss...struck out first batter faced (Ian Kinsler) on three pitches...earned first major league win April 12 vs. Toronto, allowing two runs (1 earned) in 7.1 innings pitched...named April AL Rookie of the Month, going 4-1, 2.01 ERA (31.1 IP, 7 ER) in five starts...recorded first major league hit June 23 at Washington, singling off Jason Marquis...named to AL All-Star Team (replacing Justin Verlander), after going 8-6, 3.03 ERA (113.0 IP, 38 ER) in 18 starts in the first half...finished fifth in AL Rookie of the Year Award voting after leading all rookies in baseball in strikeouts (173)...ranked second among MLB rookies in innings pitched (171.0), opponent batting average (.211) and quality starts (19), tied for second in starts (28) and ranked fourth in wins (9).

2010: Named Seattle's minor league Pitcher of the Year and was a finalist for the USA Today Minor League Player of the Year after combining to go 11-4, 3.36 ERA (139.1 IP, 52 ER) in 25 starts between Double-A West Tennessee and Triple-A Tacoma...named to *Baseball America's* Double-A All-Star Team...named Pacific Coast League Pitcher of the Week July 4...ranked Seattle's number two prospect, best fastball and best slider in organization by *Baseball America*...named third-best prospect in both the Southern League and Pacific Coast League; also as having the best fastball and best pitching prospect in Southern League...added to the Mariners 40-man roster on November 19.

2009: Missed a majority of the season, enduring two stints on the minor league disabled list (April 27-May 12 and May 17-August 17) with a right elbow strain.

2008: Spent entire season with Single-A Wisconsin (Seattle)...named Mariners minor league Pitcher of the Year and Wisconsin's Pitcher of the Year...co-winner of the Midwest League Pitcher of the Week August 25-September 1.

2007: Went 6-1, 2.29 ERA (59.0 IP, 15 ER) in 15 games (12 starts) with the DSL Mariners and was named the club's Pitcher of the Year.

2006: Made professional debut with the DSL Mariners, going 2-1, 0.44 ERA (20.1 IP, 1 ER) in eight appearances (3 starts)...led the team in ERA.

PROFESSIONAL: Signed by Mariners as 16-year-old undrafted free agent December 12, 2005...signed by Patrick Guerrero.

PINEDA'S CAREER FIELDING RECORD

POSITION	PCT	G	PO	A	E	TC	DP	PB
Pitcher	.947	143	39	87	7	133	4	—

PINEDA'S BATTING RECORD

BATTING	AVG	AB	R	H	2B	3B	HR	RBI	SH	SF	HBP	BB	SO	SB	OBP	OPS
Career	.133	15	0	2	0	0	0	0	1	0	0	0	7	0	.133	.267

PINEDA'S ALL-STAR GAME RECORD

YEAR	HOST	W-L	ERA	G	GS	CG	SH	SV	IP	H	R	ER	HR	HB	BB	SO	WP	K/9	BAA
2011	Arizona	0-0	0.00	1	0	0	0	0	1.0	1	0	0	0	0	0	2	0	18.0	.000

PINEDA'S PITCHING RECORD																			
YEAR	CLUB	W-L	ERA	G	GS	CG	SH	SV	IP	H	R	ER	HR	HB	BB	SO	WP	K/9	BAA
2006	DSL Mariners	2-1	0.44	8	3	0	0	0	20.1	14	4	1	0	0	7	14	2	6.2	.189
2007	DSL Mariners	6-1	2.29	15	12	0	0	0	59.0	70	25	15	2	2	11	48	2	7.3	.286
2008	Wisconsin	8-6	1.95	26	21	1	1	0	138.1	109	38	30	7	5	35	128	6	8.3	.216
2009	AZL Mariners	0-0	0.00	2	2	0	0	0	3.0	2	0	0	0	0	0	4	0	12.0	.200
	High Desert	4-2	2.84	10	8	0	0	0	44.1	29	16	14	3	6	6	48	2	9.7	.190
2010	West Tenn	8-1	2.22	13	13	0	0	0	77.0	67	23	19	1	4	17	78	2	9.1	.228
	Tacoma	3-3	4.76	12	12	0	0	0	62.1	54	33	33	9	3	17	76	0	11.0	.227
2011	SEATTLE	9-10	3.74	28	28	0	0	0	171.0	133	76	71	18	5	55	173	9	9.1	.211
2012	NEW YORK-AL	DID NOT PLAY - INJURED																	
2013	Tampa	0-0	1.08	2	2	0	0	0	8.1	7	3	1	0	0	2	7	0	7.6	.206
	Trenton	1-0	4.00	2	2	0	0	0	9.0	6	4	4	2	1	6	8	0	8.0	.182
	Scranton/WB	1-1	3.86	6	6	0	0	0	23.1	18	10	10	2	2	6	26	1	10.0	.205
2014	Scranton/WB	0-1	1.17	2	2	0	0	0	7.2	9	1	1	0	0	1	11	0	12.9	.281
	NEW YORK-AL	5-5	1.89	13	13	0	0	0	76.1	56	18	16	5	0	7	59	3	7.0	.200
2015	Trenton	0-1	6.00	1	1	0	0	0	3.0	4	2	2	0	0	0	0	0	0.0	.333
	Scranton/WB	0-0	1.93	1	1	0	0	0	4.2	3	1	1	0	1	0	3	0	5.8	.176
	NEW YORK-AL	12-10	4.37	27	27	1	0	0	160.2	176	83	78	21	3	21	156	4	8.7	.278
2016	NEW YORK-AL	6-12	4.82	32	32	0	0	0	175.2	184	98	94	27	6	53	207	7	10.6	.266
2017	NEW YORK-AL	8-4	4.39	17	17	0	0	0	96.1	103	55	47	20	2	21	92	5	8.6	.269
2018	GCL Twins	0-0	0.00	1	1	0	0	0	2.0	1	0	0	0	0	1	3	0	13.5	.143
	Ft. Myers	0-0	1.50	2	2	0	0	0	6.0	7	1	1	0	0	0	4	1	6.0	.304
	Rochester	1-0	2.25	1	0	0	0	0	4.0	2	1	1	1	0	2	2	0	4.5	.167
	MINNESOTA	DID NOT PLAY - INJURED																	
2019	MINNESOTA	11-5	4.01	26	26	0	0	0	146.0	141	68	65	23	5	28	140	8	8.63	.253
Minor League Totals		34-17	2.53	104	88	1	1	0	472.1	402	162	133	27	24	111	460	16	8.8	.226
Major League Totals		51-46	4.04	143	143	1	0	0	826.0	793	398	371	114	21	185	827	36	9.0	.250

PINEDA'S GAME LOGS																				
DATE	OPP.	W	L	SV	SVO	HLD	ERA	GS	CG	IP	H	R	ER	HR	BB	IBB	HB	SO	AVG	#PIT
3/31	Cle	0	0	0	0	0	0.00	1	0	4.0	1	0	0	0	1	0	0	5	.091	40
4/6	@Phi	1	0	0	0	0	2.00	1	0	5.0	4	2	2	1	1	0	0	5	.167	80
4/13	Det	1	0	0	0	0	3.00	1	0	6.0	8	3	3	1	0	0	0	5	.241	96
4/18	Tor	0	1	0	0	0	5.30	1	0	3.2	7	6	6	2	1	0	0	1	.278	75
4/23	@Hou	0	0	0	0	0	5.63	1	0	5.1	8	4	4	0	2	0	0	4	.301	86
4/30	Hou	0	1	0	0	0	6.21	1	0	5.0	9	5	5	2	1	0	1	2	.316	98
MARCH/APRIL TOTALS		2	2	0	0	0	6.21	6	0	29.0	37	20	20	6	6	0	1	22	.316	475
5/5	@NYY	0	1	0	0	0	6.09	1	0	5.0	6	4	3	1	3	0	0	8	.314	95
5/11	Det	0	0	0	0	0	5.85	1	0	6.0	6	3	3	3	0	0	0	5	.302	96
5/16	@Sea	1	0	0	0	0	5.55	1	0	7.0	5	3	3	3	0	0	1	6	.287	91
5/21	@LAA	1	0	0	0	0	5.43	1	0	6.0	4	3	3	1	2	0	0	3	.276	81
5/27	Mil	0	0	0	0	0	5.34	1	0	6.0	3	3	3	0	0	0	0	6	.266	94
MAY TOTALS		2	1	0	0	0	4.50	5	0	30.0	24	16	15	8	5	0	1	28	.214	457
6/7	@Det	0	0	0	0	0	5.34	1	0	5.0	8	3	3	0	0	0	1	3	.276	79
6/13	Sea	0	0	0	0	0	5.04	1	0	5.2	2	1	1	0	2	0	0	4	.264	96
6/18	Bos	0	0	0	0	0	4.76	1	0	6.0	5	1	1	0	1	0	0	5	.263	80
6/23	@KC	0	1	0	0	0	5.02	1	0	5.0	8	5	5	1	0	0	0	5	.269	92
6/29	@CWS	1	0	0	0	0	4.78	1	0	6.0	4	1	1	0	1	0	1	8	.264	88
JUNE TOTALS		1	1	0	0	0	3.58	5	0	27.2	27	11	11	1	4	0	2	25	.260	435
7/6	Tex	1	0	0	0	0	4.56	1	0	6.0	5	1	1	1	1	0	0	9	.261	96
7/16	NYM	0	1	0	0	0	4.38	1	0	6.0	6	3	1	0	0	0	0	3	.261	76
7/21	Oak	0	0	0	0	0	4.41	1	0	5.1	4	3	3	1	5	0	0	8	.259	109
7/26	@CWS	1	0	0	0	0	4.30	1	0	7.0	6	2	2	1	1	0	0	5	.258	96
JULY TOTALS		2	1	0	0	0	2.59	4	0	24.1	21	9	7	3	7	0	0	25	.233	377
8/1	@Mia	0	0	0	0	0	4.15	1	0	6.0	7	1	1	0	1	1	0	3	.259	80
8/15	@Tex	1	0	0	0	0	4.20	1	0	5.0	6	3	3	1	1	0	0	6	.260	86
8/20	CWS	1	0	0	0	0	4.26	1	0	7.0	6	4	4	2	0	0	0	4	.259	88
8/27	@CWS	1	0	0	0	0	4.16	1	0	5.0	4	1	1	1	1	0	1	8	.257	89
AUGUST TOTALS		3	0	0	0	0	3.52	4	0	23.0	23	9	9	4	3	1	1	21	.256	343
9/1	@Det	1	0	0	0	0	4.11	1	0	6.0	5	2	2	0	1	0	0	9	.256	84
9/6	Cle	0	0	0	0	0	4.01	1	0	6.0	4	1	1	1	2	0	0	10	.253	107
SEPTEMBER TOTALS		1	0	0	0	0	2.25	2	0	12.0	9	3	3	1	3	0	0	19	.200	191



11 JORGE POLANCO



INFIELDER

H/W: 5-11/200

B/T: S/R

Age: 26

Born: 7/5/1993 in San Pedro de Macoris, DR

Resides: San Pedro de Macoris, DR

Acquired: Signed as undrafted free agent, 7/6/09

M.L. Service: 3 years, 24 days

Contract Status: Signed thru 2023 (plus 2 year option)

PERSONAL: Jorge Luis Polanco...Twitter: @Jorge_Polanco1...Instagram: @jorge_polanco05...wife Lucero (Ramirez)...sons Jorge Luis (born in 2017) and Justin Luis (born in 2018)...signed out of San Pedro de Macoris, Dominican Republic one day after 16th birthday on July 6, 2009...if he wasn't a baseball player, he would be an accountant...hobbies include playing pool, being with family and traveling...participated in 2017-18 Twins Winter Caravan...if he wasn't a baseball player, he would be an accountant or business owner.

CAREER HIGHLIGHTS: Named starting shortstop for AL in 2019 All-Star Game...became 11th Twin to hit for cycle April 5, 2019 at Philadelphia...homered from both sides of plate August 29, 2017, the fifth player in club history to do so at the time (Chili Davis, Roy Smalley, Ryan Doumit and Kennys Vargas)...ranked sixth-best prospect in Twins system by *Baseball America* entering 2016...made major league debut June 26, 2014 at Los Angeles-AL...at 20 years and 356 days old, became the youngest Twin to debut since Joe Mauer at 20 years, 352 days in 2004...named Southern League All-Star in 2015...ranked eighth-best prospect and best strike zone discipline in Twins system by *Baseball America* entering 2015, and best defensive shortstop in Florida State League by *Baseball America*.

2019:

- Was Twins Opening Day shortstop for second time in career, first since 2017.
- Hit for cycle April 5 at Philadelphia, becoming 11th Twin to do so, first since 2009 (Michael Cuddyer)...went 5-for-5 in game, becoming first player in Twins/Senators franchise history with a cycle and five hits.
- Tied career-high with four RBI April 22 at Houston.
- Recorded five hits again May 8 at Toronto (triple short of cycle)...one of five players in club history with five hits twice in a season (Mauer - 2010, Span - 2009, Puckett - 1990, and Oliva - 1965)...one of five shortstops in baseball since 1998 with two five-hit games in a season: Jeter ('11), Peralta ('08), Garciparrá ('03), Disarcina ('98).
- Reached safely in 37 straight games May 13-June 25, fifth longest in club history.
- Set career-high with 14-game hitting streak May 27-June 13, hitting .349 (22-for-63) during the streak.
- Was hitting .341 (85-for-249) through 62 games of June 11, at the time was leading the AL in hitting.
- Hit .326 (29-for-89) in 23 April games and .355 (39-for-110) in 27 June games.
- Was named to AL All-Star team as starting shortstop, the first of career...became the first Twins starter since Joe Mauer was the AL's catcher in 2013...first Twins shortstop since Cristian Guzman in 2001...at the break, ranked third in the AL in WAR (4.0), fourth in hits (111), fifth in batting average (.316), tied for seventh in doubles (23) and 11th in OPS (.894)...went 1-for-2 in the game with an infield single, an RBI and a strikeout.
- Recorded multiple hits in a career-high six straight games August 28-September 2.
- Hit .309 (34-for-110) with five doubles, one triple, four home runs, 16 RBI, 24 runs scored, 15 walks, a .397 OBP and an .879 OPS in 27 August games.
- Recorded 100th career double September 14 at Cleveland (Game 2).
- Hit 40th double September 22 vs. Kansas City, to become the 18th player and 20th instance in Twins history for a player to reach 40 doubles in a season, first since Trevor Plouffe in 2014.
- Led the team with 54 multi-hit games, becoming the first Twin with 50-plus such games since Joe Mauer (55) and Denard Span (54) in 2009.
- Set career highs with 186 hits, 107 runs, 40 doubles, seven triples, 22 home runs, 79 RBI, 60 walks, a .295 batting average, .356 on-base percentage, .485 slugging percentage and an .841 OPS.
- Finished sixth in the AL in hits (186), tied for fifth in doubles (40), triples (7) and multi-hit games (54), ninth in WAR (5.4), 10th in runs scored (107), 13th in total bases (306) and 15th in batting average (.295).

2018: Served 80-game suspension to start the season after violating Major League Baseball's Joint Drug Prevention and Treatment Program...reinstated from Restricted List on July 2 and played in first game that night at Milwaukee, going 0-for-4...hit safely in 15 consecutive starts July 10-30, hitting .305 (18-for-59) during that span...tied career-high with four hits September 16 at Kansas City...hit .310 (35-for-113) with six doubles, three home runs, 14 RBI, eight walks and a .361 on-base percentage in 27 September games...hit .317 (63-for-199) as a left-handed batter and .233 (24-for-103) as a right-handed batter...played 76 of the final 82 Twins games at shortstop...hit .310 (52-for-168) in Twins wins and .261 (35-for-134) in losses...Twins went 38-35 with Polanco in the lineup and 37-49 without...signed five-year contract extension February 14 (along with Max Kepler) with a two-year club option.

CAREER HIGHS

Hits: 5, 2x, last 5/18/19 at PHI

RBI: 4, 3x, last 4/22/19 at HOU

HR: 2, 8/29/17 vs. CWS

GS: -

SB: 1, 29x, last 7/6/19 vs. TEX

Hit-Streak: 14, 5/27-6/13/19

WALK-OFF HITS / PA'S

5/20/17 vs. KC (SF*)

MULTI-HR GAMES

8/29/17 vs. CWS (both sides)



2017: Made Twins Opening Day roster for first time in career as shortstop, batted seventh April 3 vs. Kansas City...set single-game career-high with four hits May 22 at Baltimore...tied with four hits again August 7 vs. Milwaukee...placed on bereavement list June 7-12 to attend funeral of his grandfather...hit safely in season-high 10 straight games August 2-12, hitting .459 (17-for-37) with four doubles, one triple, five RBI and a .487 on-base percentage in that span...homered from both sides of the plate August 29 vs. Chicago-AL, becoming the fifth player in club history to do so, joining Kennys Vargas (2016), Roy Smalley (1986), Chili Davis (1992) and Ryan Doumit (2012)...hit .373 (38-for-102) with 10 doubles, two triples, six home runs, 23 RBI, a .413 on-base percentage and a 1.099 OPS in 27 August games; ranked fifth in baseball in average and tied for eighth in hits for the month...hit .316 (65-for-206) with 42 RBI in 55 games from August 2 through the end of the season, eighth-best batting average in the AL in that span and tied for fifth-most RBI...batted out of the third spot for a majority of final two months; hit .259 (30-for-116) with eight home runs and 22 RBI while batting third in lineup...hit seven of his 13 home runs against Chicago-AL...hit .260 (84-for-323) with nine home runs as left-handed hitter and .248 (41-for-165) with four homers as right-handed hitter...played 130 games (127 starts) at shortstop, the ninth-most in the AL; most games at position since Pedro Florimon played 133 in 2013...set single-season career-highs in games (133), runs (60), hits (125), home runs (13), RBI (74), walks (41) and stolen bases (13)...finished with 74 RBI, fifth-most in club history for a shortstop, while 30 doubles ranked 10th...74 RBI ranked fifth in the AL among shortstops...joined Cleveland's Francisco Lindor and Texas' Elvis Andrus as one of three shortstops in baseball with 30-plus doubles, 10-plus homers, 70-plus RBI and 10-plus stolen bases.

2016: Began season with Triple-A Rochester but had four different stints with the Twins during season...hit first major league home run May 15 at Cleveland, a solo shot off Trevor Bauer...hit safely in season-high 13 straight games May 20-August 11 (time with Triple-A Rochester in between), hitting .377 (20-for-53) with four doubles, two triples and six RBI in that span...recorded first career three-hit game August 17 at Atlanta; recorded three hits again August 31 at Cleveland and September 13 at Detroit...hit .321 (34-for-106) with five doubles, four triples, eight RBI and 11 runs scored in 26 August games...among AL rookies, he ranked first in triples (4), second in hits (69) and third in batting average (.282)...recorded career-high four RBI, going 3-for-4 with a home run and a double September 13 at Detroit...from time of final recall (July 30) through end of season, ranked third among AL rookies in hits (63), fourth in games (56) and batting average (.288), and tied for fifth in doubles (12) and RBI (23)...combined to hit .279 (150-for-538) with 29 doubles, 10 triples, 13 home runs, 56 runs scored and nine stolen bases in 144 games between Rochester and Minnesota...hit .309 (21-for-68) as right-handed batter and .271 (48-for-177) as left-handed batter for Twins...played 47 games (45 starts) at shortstop, nine (all starts) at third base and five (all starts) at second base.

2015: Optioned from Twins spring training to Double-A Chattanooga March 15...hit second career grand slam in second game April 10 at Montgomery...hit safely in season-high nine straight games May 22-June 2, hitting .390 (16-for-41) in that span...hit .364 (40-for-110) with four doubles, one triple, one home run, 15 RBI and 19 runs scored in 26 May games...recalled by Minnesota June 10 as Eddie Rosario was placed on Paternity List; optioned back after the game...named Southern League All-Star and went 2-for-2 with a run scored as a reserve for the North Division...promoted to Triple-A Rochester July 4...recorded four hits twice on season, once with Chattanooga May 10 vs. Jacksonville and once with Rochester July 12 at Syracuse...recalled by Minnesota again July 29 as Trevor Plouffe was placed on Paternity List; optioned to Chattanooga July 31...hit .323 (21-for-65) against left-handed pitching at Chattanooga and .283 (93-for-329) against right-handed pitching...played 102 minor league games at shortstop and eight games at second base...ranked sixth best prospect in Twins system by *Baseball America* entering 2016...also ranked 14th best prospect in Southern League by same publication.

2014: Optioned from Twins spring training to Single-A Ft. Myers March 9...hit .327 (32-for-98) with six doubles, two home runs, 15 RBI and 20 runs scored in 25 April games...hit safely in 16 straight games May 1-19...named Florida State League Player of the Week June 16-22, hitting .444 (12-for-27) with one double, one triple, one home run, three RBI and four runs scored in seven games...recalled by Minnesota June 26 when the Twins placed Yohan Pino on the DL...made major league debut June 26 at Los Angeles-AL, entering game as pinch hitter and drawing a walk on four pitches, eventually coming around to score...at 20 years and 356 days old, he became the youngest Twin to debut since Joe Mauer at 20 years, 352 days...recorded first major league hit and RBI June 27 at Texas, hitting a two-run triple off Joakim Soria...according to Stats, LLC, he became the third player in Twins history to record a triple as first major league hit and the first since Jimmie Hall on April 16, 1963; the first was Bernie Allen on April 10, 1962 vs. the Kansas City As...optioned to Single-A Ft. Myers June 30 when the Twins activated Trevor Plouffe...recorded five-hit game for Miracle July 18 at Daytona...recalled again for a day July 24 when the Twins traded Kendrys Morales to Seattle; optioned to Double-A New Britain July 25...hit first Double-A home run August 27 at Binghamton...hit .347 (25-for-72) with three doubles, 13 RBI, 11 runs scored and a .413 on-base percentage in his final 19 games for Rock Cats...ranked eighth best prospect and best strike-zone discipline in Twins system by *Baseball America* entering 2015...also rated best defensive shortstop in Florida State League by *Baseball America*.

2013: Played entire season with Single-A Cedar Rapids and hit two-run homer in first at-bat of the season April 4 vs. Beloit...hit .341 (30-for-88) in 22 April games, highest monthly average in 2013; hit safely in 17 of the 22 games with nine being multi-hit games...named Twins minor league Player of the Week May 3, batting .429 (12-for-28) with three doubles and 10 RBI in seven games...named Midwest League Midseason All-Star...named Twins minor league Player of the Week June 28, recording 11 RBI in five games June 22-27, hitting .500 (12-for-24) during that span...ended season with 12-game hitting streak August 6-September 2, hitting .327 (16-for-49) with six doubles in that span...finished the season sixth in the Midwest League in batting average (.308)...ranked 20th best prospect in Midwest League...played for Leones del Escogido in the Dominican Winter League following the season...added to Twins 40-man roster November 20...named shortstop on MiLB.com Twins organizational All-Star team...named 10th best prospect and best strike-zone discipline in the Twins system by *Baseball America* entering 2014.

2012: Spent entire season with Rookie Elizabethton...named second baseman on MiLB.com Twins organizational All-Star team.

2011: Played entire season with GCL Twins...ranked 28th best prospect in Twins organization by *Baseball America* entering 2012.

2010: Began season in the Dominican Summer League...transferred to GCL July 5...rated best defensive infielder in the Twins system by *Baseball America* for the second consecutive season...ranked 17th best prospect in Twins organization by *Baseball America* entering 2011.

2009: Rated best defensive infielder in the Twins system by *Baseball America* entering 2010.

PROFESSIONAL: Signed by Twins as undrafted free agent July 6, 2009; signed by scout Fred Guerrero.

POLANCO'S WILD CARD GAME RECORD

YEAR	OPPONENT	AVG	G	AB	R	H	2B	3B	HR	RBI	SH	SF	HBP	BB	SO	SB	CS	OBP	OPS
2017	New York-AL	.250	1	4	2	1	0	0	0	0	0	0	0	1	2	0	0	.400	.650

POLANCO'S PLAYING RECORD

YEAR	CLUB	AVG	G	AB	R	H	2B	3B	HR	RBI	SH	SF	HBP	BB	SO	SB	CS	OBP	OPS
2010	DSL Twins	.250	18	60	5	15	2	0	0	7	0	2	0	6	9	1	3	.309	.592
	GCL Twins	.223	34	103	12	23	5	0	1	12	2	2	0	12	9	2	4	.299	.600
2011	GCL Twins	.250	51	172	21	43	8	3	1	16	2	1	3	15	24	6	4	.319	.668
2012	Elizabethhton	.318	51	173	35	55	15	2	5	27	3	5	3	20	26	6	3	.388	.902
2013	Cedar Rapids	.308	115	465	76	143	32	10	5	78	3	10	3	42	59	4	4	.362	.814
2014	Ft. Myers	.291	94	378	61	110	17	6	6	45	1	6	1	46	60	10	8	.364	.779
	MINNESOTA	.333	5	6	2	2	1	1	0	3	0	0	0	2	2	0	0	.500	1.333
	New Britain	.281	37	146	13	41	6	0	1	16	2	0	0	9	28	7	3	.323	.665
2015	Rochester	.284	22	88	7	25	6	0	0	6	0	2	0	4	10	1	0	.309	.661
	MINNESOTA	.300	4	10	1	3	0	0	0	1	0	0	0	2	1	1	0	.417	.717
	Chattanooga	.289	95	394	55	114	17	3	6	47	0	2	0	35	63	18	10	.346	.739
2016	Rochester	.276	75	293	32	81	14	6	9	39	0	4	1	27	51	5	4	.335	.792
	MINNESOTA	.282	69	245	24	69	15	4	4	27	2	3	3	17	46	4	3	.332	.756
2017	MINNESOTA	.256	133	488	60	125	30	3	13	74	7	6	2	41	78	13	5	.313	.723
2018	Ft. Myers	.333	2	6	1	2	0	0	1	1	0	0	0	2	2	0	0	.500	1.333
	Rochester	.462	4	13	0	6	0	1	0	0	0	0	0	2	2	0	0	.533	1.149
	MINNESOTA	.288	77	302	38	87	18	3	6	42	3	1	2	25	62	7	7	.345	.773
2019	MINNESOTA	.295	153	631	107	186	40	7	22	79	2	7	4	60	116	4	3	.356	.841
Minor League Totals		.287	598	2291	318	658	122	31	35	294	13	34	11	220	343	60	43	.348	.761
Major League Totals		.281	441	1682	232	472	104	18	45	226	14	17	11	147	305	29	18	.339	.783

POLANCO'S CAREER FIELDING RECORD

POSITION	PCT	G	PO	A	E	TC	DP	PB
Shortstop	.956	403	441	996	66	1503	200	—
Third Base	.864	9	2	17	3	22	2	—
Second Base	.958	5	9	14	1	24	3	—
Totals	.955	430	452	1027	70	1549	205	—



71
SEAN
POPPE



RIGHT-HANDED PITCHER

H/W: 6-3/205 B/T: R/R
Age: 25
Born: 3/5/1994 in Virginia Beach, VA
Resides: Chesapeake, VA

Acquired: 19th RD of 2016 MLB Draft
M.L. Service: 38 days
Contract Status: Signed thru 2019

PERSONAL: Sean Russell Poppen...graduate of Harvard University...played four seasons with the Crimson, posting a 4.39 ERA (211.1 IP, 103 ER) with 74 walks and 175 strikeouts in 39 appearances, 35 starts...graduate of Cape Henry Collegiate High School...four-year letterwinner at outfield and pitcher...two-time All-Tidewater Conference of Independent Schools selection...two-time all-state including a first team honor as a senior...member of two state championship teams...threw a no-hitter in the title game as a senior and member of Division I title as a senior...member of National Honor Society and National Spanish Honor Society...valedictorian of senior class...National AP Scholar...President of drama club.

2019:

- Began season with Triple-A Rochester.
- He made his Triple-A debut April 10 at Syracuse and earned the win after allowing two runs on five hits and three walks with five strikeouts in 5.0 innings.

CAREER HIGHS

IP: 4.0, 6/19/19 vs. BOS
SO: 3, 2x, last 7/31/19 at MIA
Walks: 4, 6/19/19 vs. BOS
CG: --
Low-Hit CG: --
Win-Streak: --



- Named Twins minor league Pitcher of the Week in consecutive weeks June 9 and June 16 for Rochester...for the week of June 9, went 1-0, 0.75 ERA (12.0 IP, 1 ER) with 13 strikeouts in two starts...for June 16, went 1-0, 1.50 ERA (6.0 IP, 1 ER) with nine strikeouts in one start.
- Split first half of season mostly between Rochester and Double-A Pensacola.
- Contract selected by Minnesota June 19.
- Made major league debut on June 19 vs. Boston and allowed three runs on five hits with two strikeouts over 4.0 innings pitched...became the first pitcher from Harvard University to appear for the Twins and only the second Harvard product to ever play for Minnesota, joining Mike Stenhouse in 1985.
- Became the 22nd pitcher since 1961 to record three groundball double plays in his major league debut.
- Combined to go 7-4, 4.32 ERA (98.0 IP, 47 ER) with 49 walks and 116 strikeouts in 24 games (16 starts) between all three levels combined.

2018: Split the season between Single-A Ft. Myers and Double-A Chattanooga, went 6-9 with an 3.45 ERA (127.2 IP, 49 ER) with 39 walks and 123 strikeouts...recorded strikeouts in each of his 29 games between Chattanooga and Ft. Myers...recorded a season-high seven strikeouts on five occasions...in his final two appearances of the season with Ft. Myers, allowed just one run over the course of 12.0 innings...allowed just nine hits while striking out 12 and walking two...set a minor league career-high in SO/9 with 11.8 while with Ft. Myers, passing his previous high of 10.1...recorded his first career save on Opening Day with Ft. Myers going 1.0 inning allowing just one hit while striking out two against Charlotte.

2017: Began season with Single-A Cedar Rapids...named Midwest League Mid-Season All-Star after going 5-1, 2.80 ERA (74.0 IP, 23 ER) with 17 walks and 67 strikeouts...transferred to Single-A Ft. Myers July 1 and finished season with the Miracle...named Florida State League Pitcher of the Week July 16.

PROFESSIONAL: Selected by the Twins in the 19th round (573rd overall) of the 2016 First-Year Player Draft; signed by scout John Wilson.

POPPEN'S PITCHING RECORD

YEAR	CLUB	W-L	ERA	G	GS	CG	SH	SV	IP	H	R	ER	HR	HB	BB	SO	WP	K/9	BAA
2016	Elizabethton	2-3	2.97	8	8	0	0	0	36.1	34	18	12	2	6	18	38	4	9.4	.250
	Cedar Rapids	1-1	2.12	4	3	0	0	0	17.0	11	4	4	1	0	6	19	2	10.1	.180
2017	Cedar Rapids	6-2	2.90	14	14	0	0	0	87.0	76	40	28	5	7	17	81	8	8.4	.226
	Ft. Myers	3-2	3.63	11	11	0	0	0	52.0	57	23	21	0	3	8	41	2	7.1	.277
2018	Ft. Myers	1-2	2.41	8	6	0	0	1	33.2	30	12	9	3	4	11	44	3	11.8	.236
	Chattanooga	5-7	3.83	18	14	2	0	0	94.0	88	45	40	11	6	28	79	2	7.6	.254
2019	Pensacola	2-3	4.40	8	7	0	0	0	28.2	30	16	14	0	4	17	39	1	12.2	.275
	Rochester	5-1	3.84	12	9	0	0	0	61.0	53	29	26	4	7	27	68	4	10.0	.229
	MINNESOTA	0-0	7.56	4	0	0	0	0	8.1	10	7	7	1	0	5	9	0	9.7	.323
	Minor League Totals	25-21	3.38	83	72	2	0	1	409.2	379	187	154	26	37	132	409	26	9.0	.244
	Major League Totals	0-0	7.56	4	0	0	0	0	8.1	10	7	7	1	0	5	9	0	9.7	.323

POPPEN'S CAREER FIELDING RECORD

POSITION	PCT	G	PO	A	E	TC	DP	PB
Pitcher	.000	1	0	0	0	0	0	—

POPPEN'S GAME LOGS

DATE	OPP.	W	L	SV	SVO	HLD	ERA	GS	CG	IP	H	R	ER	HR	BB	IBB	HB	SO	AVG	#PIT
6/19	Bos	0	0	0	0	0	6.75	0	0	4.0	5	3	3	0	4	0	0	2	.357	70
JUNE TOTALS		0	0	0	0	0	6.75	0	0	4.0	5	3	3	0	4	0	0	2	.357	70
7/25	@CWS	0	0	0	0	0	4.50	0	0	2.0	1	0	0	0	1	0	0	3	.300	33
7/28	@CWS	0	0	0	0	0	3.86	0	0	1.0	0	0	0	0	0	0	0	1	.261	7
7/31	@Mia	0	0	0	0	0	7.56	0	0	1.1	4	4	4	1	0	0	0	3	.323	24
JULY TOTALS		0	0	0	0	0	8.31	0	0	4.1	5	4	4	1	1	0	0	7	.294	64



55 TAYLOR ROGERS



LEFT-HANDED PITCHER

H/W: 6-3/190

B/T: L/L

Age: 28

Born: 12/17/1990 in Denver, CO

Resides: Littleton, CO

Acquired: 11th RD, 2012 MLB Draft

M.L. Service: 3 years, 145 days

Contract Status: Signed thru 2019

PERSONAL: Taylor Allen Rogers...Twitter: @trogers34...Instagram: @roge34...2009 graduate of Chatfield (CO) High School...attended University of Kentucky and pitched for three years from 2010-12, going 13-18, 5.35 ERA (249.0 IP, 148 ER) with 55 walks and 172 strikeouts in 45 games (42 starts)...has twin brother, Tyler, who was drafted by San Francisco in the 10th round of the 2013 First-Year Player Draft out of Austin Peay State University...participated in 2017, '18 and '19 Twins Winter Caravan...started Rogers Family Foundation, a foundation that helps support firefighters for mental wellness needs...in September of 2019, hosted a dinner for Minneapolis Fire Fighters at Fire Station 6...grew up wanting to be a firefighter, would have been a fifth-generation firefighter...in spare time, enjoys playing golf and washing his white F150 pickup truck.

2019:

- Made Twins Opening Day roster for third time in career and earned save on Opening Day March 28 vs. Cleveland with 1.1 scoreless innings.
- Had scoreless inning streak snapped at 28.2 April 2 at Kansas City on an Adalberto Mondesi inside-the-park home run...the streak was tied with Johnny Klippstein (1965-66) for third longest in club history (Joe Nathan - 29.0 in 2004 and J.C. Romero, 36.0 in 2004).
- Became primary closer in early June and went 26-for-30 in save opportunities from then on.
- Twin brother, Tyler, made major league debut for San Francisco August 27 vs. Arizona with 1.0 scoreless inning...Taylor closed out a save that night in Chicago-AL, then went back to clubhouse to watch his brother debut...they became 10th different pair of twin brothers to pitch in the major leagues, eighth to play in same season and first since Damon and Ryan Minor during the 2000-04 seasons.
- Posted ERAs by month of: 2.38 (11.1 IP, 3 ER) in 10 April games, 2.38 (11.1 IP, 3 ER) in 10 May games, 1.59 (11.1 IP, 2 ER) in nine June games, and 2.77 (13.0 IP, 4 ER) in 10 July games.
- Converted 14 consecutive save opportunities August 4-end of season.
- Recorded 30th save September 28 at Kansas City, becoming the fourth left-hander in Twins history to reach that milestone, joining Glen Perkins (3 times), Eddie Guardado (2 times) and Ron Perranoski (2 times)...was first since Glen Perkins had 32 in 2015.
- Held left-handed hitters to a .208 batting average and right-handed hitters to a .273 average.
- Only pitcher in baseball with at least 30 saves and at least 10 holds.
- 12 of his saves were of more than three outs, most by a Twin since Rick Aguilara had 13 in 1990...posted seven saves of at least six outs, the most by a Twins reliever since Jeff Reardon also had seven for the 1987 World Series champions.
- Issued just 11 walks on season, tied for seventh fewest in club history for a reliever.
- Ranked second in baseball among relievers in strikeout-per-walk ratio at 8.18, trailing only Chris Martin (13.00)...also lowest mark in club history for a reliever.
- Finished tied for ninth in baseball in saves (30) and tied for fourth in the AL...20 of his saves came after July 1, tied for fourth most in baseball in that span and third in the AL (Hendriks - 23, Osuna - 21).

CAREER HIGHS

IP: 2.2, 8/30/16 at CLE

SO: 5, 4x, last 7/6/19 vs. TEX

Walks: 3, 2x, last 7/28/18 at BOS

CG: - -

Low-Hit CG: - -

Save-Streak: 14, 8/4-9/28/19



2018: Made Twins Opening Day roster for first time in career...posted a 1.86 ERA (9.2 IP, 2 ER) in 13 May games and a 0.75 ERA (12.0 IP, 1 ER) in 11 June games...converted a hold in six straight games June 28-July 15...posted a 2.14 ERA (33.2 IP, 8 ER) with an opponent batting average of .238 in 39 games pre-All-Star break, had a 4.50 ERA (22.0 IP, 11 ER) with an opponent batting average of .259 in 30 games after the break...allowed five of 35 inherited runners to score for a 14.3 inherited runners scored percentage, tied for fourth-best in the AL...held opponents scoreless in 20 of final 21 appearances from August 6 through end of season and scoreless in each of his final 15 appearances after August 25...held left-handed

2017: Made Twins Opening Day roster for first time in career...posted a 1.86 ERA (9.2 IP, 2 ER) in 13 May games and a 0.75 ERA (12.0 IP, 1 ER) in 11 June games...converted a hold in six straight games June 28-July 15...posted a 2.14 ERA (33.2 IP, 8 ER) with an opponent batting average of .238 in 39 games pre-All-Star break, had a 4.50 ERA (22.0 IP, 11 ER) with an opponent batting average of .259 in 30 games after the break...allowed five of 35 inherited runners to score for a 14.3 inherited runners scored percentage, tied for fourth-best in the AL...held opponents scoreless in 20 of final 21 appearances from August 6 through end of season and scoreless in each of his final 15 appearances after August 25...held left-handed

hitters to a .173 batting average and right-handers to a .287 average...Twins went 48-21 in his appearances...went 3-0, 1.88 ERA (28.2 IP, 6 ER) in 33 home games and 4-3, 4.33 ERA (27.0 IP, 13 ER) in 36 road games...ranked fifth in the AL among left-handed relievers in games (69)...led baseball in holds (30) and ranked third in club history, trailing J.C. Romero's 33 in 2002 and Matt Guerrier's 33 in 2009.

2016: Began season with Triple-A Rochester...appeared in seven games (2 starts) for the Red Wings and was recalled by Minnesota April 13 (Glen Perkins, disabled list)...made major league debut April 14 vs. Chicago-AL, pitching 0.2 scoreless inning with one hit allowed...recorded first career strikeout May 18 at Detroit, fanning J.D. Martinez...recorded first major league win June 2 vs. Tampa Bay with 2.0 scoreless innings of relief...allowed four home runs in first 12 appearances but did not allow one from June 11-August 30 (35.0 IP)...posted a 17.0-inning scoreless streak June 17-July 23, the longest by a Twin for the season...held left-handed hitters to a .202 (17-for-84) average and right-handers to a .291 (46-for-158) average with Twins...ranked second on the Twins staff in holds (9) and third in games (57)...ranked fifth among AL rookies in games (57), first among left-handers...tied for ninth in games among all AL left-handed pitchers...finished seventh on the Twins all-time list in games for rookies, fourth among left-handed pitchers (Jose Mijares, 2009 - 71; Gary Wayne, 1989 - 60; Len Whitehouse, 1983 - 60).

2015: Was an invite to Twins spring training; reassigned to minor league camp March 15 and spent entire season with Triple-A Rochester...pitched two 6.0-inning complete games, May 22 at Norfolk and July 10 at Syracuse, the fifth and sixth complete games of his professional career...named International League All-Star, pitching 1.0 inning of relief with one walk July 15 at Omaha...pitched 6.0-plus innings in 22 of 27 starts for Red Wings and 7.0-plus in nine starts...17 of 27 starts were quality starts...held left-handed batters to a .177 (34-for-192) average and right-handers to a .326 (156-for-479) average at Rochester...ranked second in minor league baseball in innings pitched (174.0), trailing only teammate Pat Dean (179.0)...ranked third in the organization in innings, trailing only Kyle Gibson (194.2) and Dean...led the Red Wings staff in strikeouts (126) and tied for second in wins (11)...tied for first in the International League in starts (27), second in innings pitched and strikeouts, tied for second in complete games (2), and tied for third in wins...pitched for Scottsdale in the Arizona Fall League, going 2-2, 2.88 ERA (25.0 IP, 8 ER) with 11 walks and 21 strikeouts in six starts...ranked second on Scorpions staff in innings pitched and strikeouts...tied for sixth in AFL in strikeouts and ranked 10th in innings pitched...added to Twins 40-man roster November 20...ranked 14th best prospect in Twins system by *Baseball America* entering 2016.

2014: Spent entire season with Double-A New Britain...named Twins minor league Player of the Week June 27 after allowing one run and one walk in 8.0 innings pitched while striking out 11 June 25 vs. Altoona...named Eastern League Midseason All-Star...placed on 7-day disabled list with left biceps tendinitis July 20; reinstated August 9...named Twins minor league Pitcher of the Month in August, going 3-0, 0.64 ERA (28.0 IP, 2 ER) in five starts...held left-handed batters to a .217 (31-for-143) batting average and right-handers to a .285 (119-for-417) average...led the Rock Cats in innings pitched (145.0), wins (11), strikeouts (113) and was second in starts (24)...tied for third in the Eastern League in wins, fifth in strikeouts, sixth in innings pitched and ERA (3.29)...pitched for Salt River in the Arizona Fall League, going 0-0, 1.59 ERA (5.2 IP, 1 ER) in three games (2 starts)...named 15th best prospect in Twins system by *Baseball America* entering 2015.

2013: Started season with Single-A Cedar Rapids where he made three starts before being transferred to Single-A Ft. Myers to finish the season...named Twins minor league Player of the Week May 31, tossing 7.0-shutout innings in a win vs. Bradenton...placed on 7-day disabled list with left groin strain July 4; reinstated July 11...pitched first career complete game shutout July 18 at Dunedin, allowing one hit (2-out double in the sixth), eight strikeouts and two walks in 9.0 innings; named the Florida State League Pitcher of the Week following that outing...named Twins minor league Pitcher of the Month in August, going 2-1, 0.89 ERA (40.1 IP, 4 ER) with 32 strikeouts in six starts...led Florida State League in complete games (3), tied for first in shutouts (2), second in ERA (2.55), second in fewest baserunners-per-9.0 innings, and third in wins (11)...named Florida State League Postseason All-Star...ranked 19th best prospect in Twins system by *Baseball America* entering 2014.

2012: Began first professional season with Rookie Elizabethton...spent second half of season with Single-A Beloit...combined to go 4-3, 2.27 ERA (63.1 IP, 16 ER) with 17 walks and 74 strikeouts in 15 games (10 starts) at both levels combined.

PROFESSIONAL: Selected by Twins in 11th round of 2012 First-Year Player Draft; signed by scout Rick Sellers...originally drafted by Baltimore in 37th round of 2009 First-Year Player Draft.

ROGERS' PITCHING RECORD																			
YEAR	CLUB	W-L	ERA	G	GS	CG	SH	SV	IP	H	R	ER	HR	HB	BB	SO	WP	K/9	BAA
2012	Elizabethton	2-1	1.80	6	6	0	0	0	30.0	20	7	6	2	3	5	39	0	11.7	.187
	Beloit	2-2	2.70	9	4	0	0	0	33.1	33	18	10	5	2	12	35	5	9.4	.248
2013	Cedar Rapids	0-1	7.20	3	3	0	0	0	10.0	14	12	8	1	0	4	10	1	9.0	.304
	Ft. Myers	11-6	2.55	22	21	3	2	0	130.2	119	46	37	5	9	32	83	8	5.7	.248
2014	New Britain	11-6	3.29	24	24	1	0	0	145.0	150	63	53	4	6	37	113	4	7.0	.268
2015	Rochester	11-12	3.98	28	27	2	0	0	174.0	190	83	77	9	4	44	126	4	6.5	.283
2016	Rochester	0-1	4.50	7	2	0	0	0	18.0	24	15	9	1	0	6	15	0	7.5	.316
	MINNESOTA	3-1	3.96	57	0	0	0	0	61.1	63	29	27	7	5	16	64	1	9.4	.260
2017	MINNESOTA	7-3	3.07	69	0	0	0	0	55.2	52	20	19	6	3	21	49	1	7.9	.246
2018	MINNESOTA	1-2	2.63	72	0	0	0	2	68.1	49	20	20	3	2	16	75	0	9.9	.206
2019	MINNESOTA	2-4	2.61	60	0	0	0	30	69.0	58	20	20	8	6	11	90	2	11.7	.225
Minor League Totals		37-29	3.33	99	87	6	2	0	541.0	550	244	200	27	24	140	421	22	7.0	.285
Major League Totals		13-10	2.61	258	0	0	0	32	254.1	222	89	86	24	16	64	278	4	9.8	.234

ROGERS' CAREER FIELDING RECORD									
POSITION	PCT	G	PO	A	E	TC	DP	PB	
Pitcher	.927	258	16	35	4	55	3	—	

ROGERS' WILD CARD RECORD																			
YEAR	OPPONENT	W-L	ERA	G	GS	CG	SH	SV	IP	H	R	ER	HR	HB	BB	SO	WP	K/9	BAA
2017	New York-AL	0-0	0.00	1	0	0	0	0	0.1	0	0	0	0	0	0	1	0	27.00	.000

ROGERS' GAME LOGS																				
DATE	OPP.	W	L	SV	SVO	HLD	ERA	GS	CG	IP	H	R	ER	HR	BB	IBB	HB	SO	AVG	#PIT
3/30	Cle	0	0	1	0	0	0.00	0	0	1.0	1	0	0	0	0	0	0	0	.125	11
4/2	@KC	0	0	0	0	0	2.25	0	0	1.2	3	1	1	1	0	0	1	1	.267	29
4/6	@Phi	0	0	0	0	1	1.80	0	0	1.0	2	0	0	0	1	0	0	0	.300	23
4/7	@Phi	0	0	0	0	0	1.59	0	0	0.2	1	0	0	0	1	0	0	0	.304	20
4/13	Det	0	0	0	0	1	1.35	0	0	1.0	1	0	0	0	0	0	0	1	.296	15
4/14	Det	0	0	0	0	1	1.17	0	0	1.0	1	0	0	0	0	0	1	2	.290	24
4/17	Tor	0	0	0	0	1	1.04	0	0	1.0	1	0	0	0	0	0	0	2	.286	15
4/20	@Bal	0	0	1	1	0	1.69	0	0	2.0	3	1	1	1	0	0	0	5	.295	27
4/21	@Bal	0	0	1	1	0	2.31	0	0	1.0	2	1	1	0	1	1	1	1	.306	18
4/27	Bal	0	0	0	0	1	2.13	0	0	1.0	1	0	0	0	0	0	0	3	.302	17
4/29	Hou	0	0	0	0	1	1.98	0	0	1.0	0	0	0	0	1	0	0	2	.286	21
MARCH/APRIL TOTALS		0	0	3	3	6	1.98	0	0	13.2	16	3	3	1	4	1	3	20	.286	235
5/4	@NYY	0	0	0	0	0	1.84	0	0	1.0	0	0	0	0	0	0	0	1	.271	11
5/7	@Tor	0	0	1	1	0	1.72	0	0	1.0	2	0	0	0	0	0	0	1	.281	14
5/13	LAA	0	0	0	0	0	1.53	0	0	2.0	2	0	0	0	0	0	0	2	.282	31
5/14	LAA	0	0	0	0	1	1.47	0	0	0.2	1	0	0	0	0	0	0	1	.284	11
5/20	@LAA	1	0	0	1	0	1.35	0	0	1.2	1	0	0	0	1	0	0	2	.275	27
5/21	@LAA	0	0	0	0	0	1.33	0	0	0.1	0	0	0	0	0	0	0	0	.272	1
5/26	CWS	0	0	0	0	1	1.31	0	0	0.1	0	0	0	0	0	0	0	0	.268	3
5/27	Mil	0	1	0	1	0	2.05	0	0	1.1	3	2	2	1	1	0	0	1	.281	25
5/28	Mil	0	0	0	0	1	2.38	0	0	0.2	1	1	1	1	0	0	0	2	.283	12
5/31	@TB	1	0	0	0	0	2.16	0	0	2.1	1	0	0	0	0	0	0	1	.270	27
MAY TOTALS		2	1	1	3	3	2.38	0	0	11.1	11	3	3	2	2	0	0	11	.250	162
6/2	@TB	0	0	1	1	0	2.08	0	0	1.0	0	0	0	0	0	0	0	3	.262	11
6/6	@Cle	0	0	1	1	0	2.25	0	0	2.0	1	1	1	1	0	0	0	3	.255	34
6/14	KC	0	0	1	1	0	2.17	0	0	1.0	0	0	0	0	0	0	0	1	.248	10
6/15	KC	0	0	1	1	0	2.10	0	0	1.0	1	0	0	0	1	0	0	0	.248	21
6/18	Bos	0	0	0	0	0	2.03	0	0	1.0	0	0	0	0	0	0	0	2	.242	15
6/21	@KC	0	0	1	1	0	1.91	0	0	2.0	0	0	0	0	0	0	0	1	.232	21
6/22	@KC	0	0	0	1	0	2.12	0	0	1.0	2	1	1	0	0	0	1	1	.238	23
6/26	TB	0	0	1	1	0	2.04	0	0	1.1	0	0	0	0	0	0	0	0	.231	8
6/27	TB	0	0	0	0	0	1.98	0	0	1.0	0	0	0	0	0	0	0	2	.226	15
JUNE TOTALS		0	0	6	7	0	1.59	0	0	11.1	4	2	2	1	1	0	1	13	.108	158
7/3	@Oak	0	0	1	1	0	1.93	0	0	1.0	1	0	0	0	0	0	0	2	.227	19
7/6	Tex	0	0	1	1	0	1.82	0	0	2.1	0	0	0	0	0	0	0	5	.216	34
7/12	@Cle	0	0	1	1	0	1.73	0	0	2.0	1	0	0	0	0	0	0	3	.214	25
7/13	@Cle	0	0	0	0	0	1.69	0	0	1.0	0	0	0	0	0	0	0	1	.210	8
7/18	Oak	0	0	1	1	0	1.61	0	0	2.0	2	0	0	0	0	0	0	1	.212	26
7/20	Oak	0	1	0	1	0	1.97	0	0	1.0	3	2	2	0	0	0	1	1	.222	15
7/22	NYY	0	0	1	1	0	1.93	0	0	1.0	2	0	0	0	0	0	0	1	.227	12
7/23	NYY	0	0	0	1	0	2.27	0	0	1.0	2	2	2	2	1	1	0	0	.232	22
7/30	@Mia	0	0	1	1	0	2.22	0	0	1.0	0	0	0	0	0	0	0	1	.228	12
7/31	@Mia	0	0	0	0	0	2.19	0	0	0.2	0	0	0	0	0	0	0	2	.226	11
JULY TOTALS		0	1	6	8	0	2.77	0	0	13.0	11	4	4	1	1	0	1	18	.224	184
8/1	@Mia	0	0	0	1	0	2.15	0	0	1.0	1	0	0	0	1	1	0	3	.226	21
8/4	KC	0	0	1	1	0	2.10	0	0	1.0	0	0	0	0	0	0	0	0	.223	19
8/10	Cle	0	0	1	1	0	2.03	0	0	2.0	1	0	0	0	0	0	0	2	.221	31
8/11	Cle	0	1	0	0	0	2.68	0	0	0.1	3	4	4	1	1	0	0	1	.232	20
8/16	@Tex	0	0	0	0	1	2.63	0	0	1.0	2	0	0	0	0	0	0	2	.236	17
8/18	@Tex	0	0	1	1	0	2.59	0	0	1.0	2	0	0	0	0	0	0	2	.239	27
8/24	Det	0	0	1	1	0	2.51	0	0	1.2	0	0	0	0	0	0	0	3	.234	23
8/27	@CWS	0	0	1	1	0	2.47	0	0	1.0	0	0	0	0	0	0	0	1	.231	12
AUGUST TOTALS		0	1	5	6	1	4.00	0	0	9.0	9	4	4	1	2	1	0	14	.257	170
9/2	@Det	0	0	1	1	0	2.43	0	0	1.0	0	0	0	0	0	0	0	1	.228	11
9/3	@Bos	0	0	1	1	0	2.52	0	0	1.1	2	1	1	1	1	0	0	1	.231	21
9/5	@Bos	0	0	1	1	0	2.49	0	0	0.2	1	0	0	0	0	0	0	0	.234	8
9/7	Cle	0	0	1	1	0	2.45	0	0	1.0	0	0	0	0	0	0	0	1	.231	10
9/14	@Cle	0	0	1	1	0	2.39	0	0	1.2	1	0	0	0	0	0	0	4	.228	31
9/16	CWS	0	0	1	1	0	2.37	0	0	0.2	0	0	0	0	0	0	0	1	.226	8
9/17	CWS	0	0	0	0	0	2.33	0	0	1.0	0	0	0	0	0	0	0	1	.223	14
9/19	KC	0	0	1	1	0	2.30	0	0	1.0	0	0	0	0	0	0	0	2	.220	14
9/21	KC	0	1	0	0	0	2.69	0	0	0.1	3	3	3	3	1	0	0	0	.229	16
9/24	@Det	0	0	1	1	0	2.65	0	0	1.0	0	0	0	0	0	0	0	1	.227	12
9/28	@KC	0	0	1	1	0	2.61	0	0	1.0	0	0	0	0	1	0	0	1	.225	11
SEPTEMBER TOTALS		0	0	9	9	0	3.38	0	0	10.2	7	4	4	2	1	0	1	14	.189	156



77 FERNANDO ROMERO



RIGHT-HANDED PITCHER

H/W: 6-0/215

B/T: R/R

Age: 24

Born: 12/24/1994 in San Juan de la Maguana, DR

Resides: San Juan de la Maguana, DR

Acquired: Signed as undrafted free agent, 11/14/11

M.L. Service: 102 days

Contract Status: Signed thru 2019

PERSONAL: Fernando Ernesto Romero...Instagram: @f_romero77...signed by Twins scouts Fred Guerrero and Hector Otero as 16-year old from San Juan de la Maguana, Dominican Republic in November of 2011...hobbies include playing pool and fishing.

2019:

- Optioned from Twins spring training (third of career) to Triple-A Rochester where he began the season.
- Spent four stints with the Twins, pitching in seven games during April-May, once again in June and his final six outings in September...nine of 14 appearances on the season for the Twins were scoreless in relief.
- Placed on 7-day injured list while with Rochester on June 20 with a lower back strain; reinstated from IL July 12.
- Spent entire season as a reliever between Rochester and Minnesota with the exception of being an Opener July 12 for the Red Wings vs. Lehigh Valley.
- Best month came in August, posting a 3.86 ERA (16.1 IP, 7 ER) with 19 strikeouts in 12 games for the Red Wings.
- Recalled by Minnesota for final time as a September call-up, September 3.
- Appeared seven games for the Twins during September.

2018: Optioned from Twins spring training (second of career) to Double-A Chattanooga March 13...did not make a start for the Lookouts and was promoted to Triple-A Rochester on April 2...made four starts for the Red Wings prior to being recalled by Minnesota on May 2...made major league debut in a start May 2, 2018 vs. Toronto, pitching 5.2-scoreless innings with four hits allowed, three walks and five strikeouts...became the first Twins pitcher to win in his debut since Felix Jorge on July 1, 2017 at Kansas City...won his second start May 7 at St. Louis, pitching 6.0-scoreless innings with three hits, three walks and nine strikeouts...began major league career with a 15.2-inning scoreless streak, second longest streak to start a career in club history since 1974, trailing just Andrew Albers (17.1 IP) in 2013...made 10 more starts for the Twins and was optioned to Rochester June 24...after three starts for the Red Wings, was recalled again by Minnesota July 14 to make one start on July 15 vs. Tampa Bay, optioned back post-game and completed the season at Rochester...led Rochester in starts (13), innings pitched (90.2), second in strikeouts (69), and tied for second in wins (5)...combined to go 8-9, 4.00 ERA (146.1 IP, 65 ER) with 51 walks and 114 strikeouts in 27 games (24 starts) between Minnesota and Rochester.

2017: Optioned from Twins spring training to Double-A Chattanooga March 13 where he spent the entire season...pitched first professional complete game June 25 vs. Pensacola, pitching 7.0-shutout innings with three hits allowed, three walks and six strikeouts...named Southern League Midseason All-Star...named Twins minor league Player of the Week July 29, going 2-0, 0.90 ERA (10.0 IP, 1 ER) with four walks and 15 strikeouts in two starts for the Lookouts...combined to go 6-1, 1.68 (53.2 IP, 10 ER) in 10 starts between June and July combined...placed on 7-day disabled list with right shoulder impingement August 24, ending his season...held right-handed hitters to a .239 average and left-handed hitters to a .276 average...tied for seventh in all of Double-A in wins (11)...named sixth best prospect in Twins system by *Baseball America* entering 2018.

2016: Began season with Single-A Cedar Rapids on 7-day disabled list (right elbow surgery); reinstated May 20...named Midwest League Pitcher of the Week May 22, making one start against Quad Cities (May 20), pitching 5.0 no-hit innings, with no walks and four strikeouts; it marked his first start since returning from "Tommy John" surgery in 2014...made five starts for theernels and was promoted to Single-A Ft. Myers June 22...named Twins minor league Player of the Week August 13, making one start against Charlotte (August 12), pitching 7.0 shutout innings, with six hits allowed, no walks and a career-high 11 strikeouts...combined to go 9-3, 1.89 ERA (90.1 IP, 19 ER) with 15 walks and 90 strikeouts in 16 starts between Cedar Rapids and Ft. Myers...held right-handed batters to a .187 (29-for-155) average and left-handed batters to a .215 (37-for-172) average...added to Twins 40-man roster November 18...ranked fourth best prospect and best fastball in Twins system by *Baseball America* entering 2017.

2015: Missed entire season on the disabled list recovering from elbow surgery on July 22, 2014...ranked 29th best prospect in the Twins system by *Baseball America* entering 2016.

2014: Made three starts for Single-A Cedar Rapids before being placed on the 7-day disabled list with a right elbow UCL sprain June 27, missing the remainder of the season...named the 24th best prospect in the Twins system by *Baseball America* entering 2015.

2013: Ranked the 12th best prospect in the Twins system by *Baseball America* entering 2014.

2012: Spent first professional season with DSL Twins, going 1-4, 4.65 ERA (31.0 IP, 16 ER) with 14 walks and 28 strikeouts in 14 games (6 starts).

PROFESSIONAL: Signed as undrafted free agent November 4, 2011; signed by scouts Fred Guerrero and Hector Otero.

CAREER HIGHS

IP: 7.0, 5/25/18 at SEA

SO: 9, 5/7/18 at STL

Walks: 3, 4x, last 9/22/19 vs. KC

CG: --

Low-Hit CG: --

Win-Streak: 2, 5/2-5/7/18



ROMERO'S PITCHING RECORD																			
YEAR	CLUB	W-L	ERA	G	GS	CG	SH	SV	IP	H	R	ER	HR	HB	BB	SO	WP	K/9	BAA
2012	DSL Twins	1-4	4.65	14	6	0	0	0	31.0	26	19	16	0	3	14	28	6	8.1	.224
2013	GCL Twins	2-0	1.60	12	6	0	0	0	45.0	32	12	8	0	3	13	47	2	9.4	.196
2014	Cedar Rapids	0-0	3.00	3	3	0	0	0	12.0	13	4	4	1	0	5	9	2	6.8	.289
2015	DID NOT PLAY - INJURED																		
2016	Cedar Rapids	4-1	1.93	5	5	0	0	0	28.0	18	6	6	0	1	5	25	3	8.0	.186
	Ft. Myers	5-2	1.88	11	11	0	0	0	62.1	48	15	13	1	3	10	65	2	9.4	.211
2017	Chattanooga	11-9	3.53	24	23	1	1	0	125.0	124	59	49	4	10	45	120	4	8.6	.256
2018	Rochester	5-6	3.57	16	13	0	0	0	90.2	85	40	36	5	3	32	69	3	6.8	.247
	MINNESOTA	3-3	4.69	11	11	0	0	0	55.2	60	31	29	6	7	19	45	7	7.3	.279
2019	Rochester	2-4	4.37	35	1	0	0	4	57.2	53	36	28	7	7	29	63	12	9.8	.245
	MINNESOTA	0-1	7.07	15	0	0	0	0	14.0	19	12	11	2	1	11	18	5	11.6	.317
Minor League Totals		30-26	3.19	120	68	1	1	4	451.2	399	191	160	18	30	153	426	34	8.5	.236
Major League Totals		3-4	5.17	26	11	0	0	0	69.2	79	43	40	8	8	30	63	12	8.1	.287

ROMERO'S CAREER FIELDING RECORD									
POSITION	PCT	G	PO	A	E	TC	DP	PB	
Pitcher	.923	25	4	8	1	13	0	—	

ROMERO'S CAREER BATTING RECORD																
BATTING	AVG	AB	R	H	2B	3B	HR	RBI	SH	SF	HB	BB	SO	SB	OBP	OPS
Career	.000	3	0	0	0	0	0	0	0	0	0	0	3	0	.000	.000

ROMERO'S GAME LOGS																				
DATE	OPP.	W	L	SV	SVO	HLD	ERA	GS	CG	IP	H	R	ER	HR	BB	IBB	HB	SO	AVG	#PIT
4/20	@Bal	0	0	0	0	0	13.50	0	0	2.0	4	3	3	1	0	0	0	0	.444	24
4/24	@Hou	0	0	0	0	0	11.25	0	0	2.0	2	2	2	1	0	0	0	2	.353	26
4/26	Bal	0	0	0	0	0	9.00	0	0	1.0	1	0	0	0	1	0	0	2	.333	21
4/30	Hou	0	0	0	0	0	7.50	0	0	1.0	1	0	0	0	1	0	0	2	.320	23
APRIL TOTALS		0	0	0	0	0	7.50	0	0	6.0	8	5	5	2	2	0	0	6	.320	94
5/3	@NYY	0	0	0	0	0	6.43	0	0	1.0	0	0	0	0	0	0	1	1	.296	9
5/5	@NYY	0	0	0	0	0	6.43	0	0	0.0	0	0	0	0	1	0	0	0	.296	11
5/10	Det	0	0	0	0	0	5.63	0	0	1.0	2	0	0	0	0	0	0	1	.313	8
MAY TOTALS		0	0	0	0	0	7.88	0	0	2.0	2	0	0	0	1	0	1	2	.286	28
6/13	Sea	0	0	0	0	0	7.88	0	0	0.0	2	2	2	0	2	0	0	0	.353	16
JUNE TOTALS		0	0	0	0	0	-	0	0	0.0	2	2	2	0	2	0	0	1	1.000	16
9/8	Cle	0	0	0	0	0	6.52	0	0	1.2	2	0	0	0	1	1	0	2	.341	29
9/11	Was	0	0	0	0	0	5.91	0	0	1.0	2	0	0	0	0	0	0	1	.348	21
9/15	@Cle	0	1	0	0	1	7.36	0	0	0.1	1	3	2	0	1	0	0	1	.347	17
9/18	CWS	0	0	0	0	0	6.94	0	0	0.2	1	0	0	0	0	0	0	1	.346	10
9/22	KC	0	0	0	0	0	8.03	0	0	0.2	0	2	2	0	3	0	0	2	.333	25
9/26	@Det	0	0	0	0	0	7.43	0	0	1.0	1	0	0	0	1	0	0	3	.328	27
9/29	@KC	0	0	0	0	0	7.07	0	0	0.2	0	0	0	0	0	0	0	0	.317	11
SEPTEMBER TOTALS		0	1	0	0	1	6.00	0	0	6.0	7	5	4	0	6	1	0	10	.269	140



54 SERGIO ROMO



RIGHT-HANDED PITCHER

H/W: 5-10/180

B/T: R/R

Age: 36

Born: 3/4/1983 in Brawley, CA

Resides: - -

Acquired: Via Trade with Miami (7/27/2019)

M.L. Service: 11 years, 97 days

Contract Status: Signed thru 2019

PERSONAL: Sergio Francisco Romo...has two sons, Rilen and Ryder...attended Brawley Union High School (CA)...was not recruited out of high school...attended Orange Coast Community College (CA), then transferred to Arizona Western Junior College and pitched there for two years...transferred to University of North Alabama, and then Colorado Mesa University, and compiled a 24-4 record in two seasons at the Division II level...appeared for México in the 2013 and 2017 World Baseball Classics...his father, Frank, was born to a Mexican farm laborer who immigrated to the United States when Frank was a baby...Frank played first base for a semi-pro team in Mexicali, close to the family's home in Brawley...rode BMX bikes in high school, going as far as saving \$400 from a paper route to buy a BMX bike...as a sophomore, suffered a concussion and a broken collarbone when he came out of a flip and landed on his head...was airlifted to a trauma center, where doctors initially believed he was paralyzed...did not regain full consciousness for five days after the accident.

CAREER HIGHLIGHTS: Set a career high with 73 appearances for Tampa Bay in 2018, which ranked tied for fourth in the American League...also set a career-high with 75 strikeouts, surpassing his 71 in 2015...on July 25, 2018 vs. the New York Yankees, became first AL pitcher to appear defensively at another position (third base) and record a save since Milwaukee's Chuck Crim on June 6, 1989 at Toronto (first base)...posted a 1.29 ERA (7.0 IP, 1 ER) in nine postseason appearances during Giants' run to 2014 World Series title, holding right-handers to a .111 average (2-for-18)...was fourth among NL relievers in 2012 with a 1.79 ERA (55.1 IP, 11 ER), and won Gibbs Award by MLB.com for Setup Man of the Year...posted 0.84 ERA (10.2 IP, 1 ER) in 10 postseason outings in 2012, converting all four save chances and earning second World Series title with Giants...in NLDS vs. Cincinnati, saved Game 3 and won decisive Game 5...posted a perfect World Series, retiring all nine batters faced in earning three saves, and struck out the side in the ninth inning to clinch a sweep in Game 4...three-time World Series champion owns career 3-1 record with four saves and a 3.09 ERA (23.1 IP, 8 ER) in 27 postseason games.

2019:

- Began season with Miami after signing a one-year contract February 15, 2019.
- Blew only save for the Marlins May 21 at Detroit, making him 17-for-18 with Miami.
- Acquired by Twins via trade with Marlins July 27 along with right-handed pitcher Chris Vallimont and a Player to be Named Later, in exchange for infielder Lewin Diaz.
- Converted 12 straight save opportunities from May 22-August 13, posting a 2.22 ERA (28.1 IP, 7 ER) with a .198 opponent batting average during that span...marked the third longest save streak of career.
- Allowed just three home runs in his 42 appearances from June 15, including a homerless stretch from June 15-August 4 (19.0 IP).
- Earned first save as Twin August 2 vs. Kansas City, pitching 1.1 scoreless innings with one hit, no walks and two strikeouts.
- Appeared in 700th career game September 7 vs. Cleveland.
- Twisted left knee - his landing leg - finishing an inning September 7 vs. Cleveland...was helped off the field by trainers but told media post-game it was something he has dealt with most of career and doesn't affect him.
- Became Twins primary set-up man in front of Taylor Rogers, recording 12 holds in 19 appearances from August 18-end of season.
- Only pitcher in baseball with at least 20 saves and at least 10 holds.
- Threw his slider 59.6% of the time, third highest mark in baseball.
- Ranked second in baseball in O-Swing% at 40.5%, trailing only Ryan Pressly (40.6%) -- percentage of pitches swung at outside strikezone.

2018: Set a career high with 73 appearances for Tampa Bay, which ranked tied for fourth in the American League...also set a career-high with 75 strikeouts, surpassing his 71 in 2015...25 saves were second-most in career, trailing only his 38-save campaign in 2013 with SF...did not earn first of his 25 saves until May 29 at Oakland; from that date on, ranked sixth in the Majors (fourth in AL) in saves...made five starts as the "opener," marking the first Major League starts of his career. According to Stats LLC, his 588 relief appearances prior to the starts were the fourth-most all-time, behind Troy Percival (638), Todd Jones (632), and Chuck McElroy (603)...became only third pitcher in MLB history with as many as five starts and 25 saves in the same season, joining Jenrry Mejia (7/28 in 2014) and Ryan Dempster (6/33 in 2004)...posted a 1.40 ERA (38.2 IP, 6 ER) in 41 appearances from June 1-September 14...surrendered first grand slam of career on April 20 vs. Minnesota (Eddie Rosario), in his 577th appearance...made first two career starts on May 19 & 20, becoming first pitcher to start back-to-back days since Zack Greinke in 2012...according to the Elias Sports Bureau, from May 19-June 17 he became first pitcher since Miguel Batista in 2004 to have five starts and three saves in a 30-day span, and from May 19-27 became first pitcher with four starts in a nine-day span since Claude Osteen in 1975...on July 25 vs. the Yankees, recorded final two outs of the eighth inning, moved to third base to start the ninth, and returned to the mound for the save, becoming first pitcher to also appear at third base in a game since Philadelphia's Bill Wilson on August 6, 1971 at Pittsburgh...also became first

CAREER HIGHS

IP: 4.0, 2x, last: 9/21/08 at LAD

SO: 4, 7/23/13 vs. CIN

Walks: 4, 5/14/19 vs. TB

CG: - -

Low-Hit CG: - -

Save-Streak: 19, 3/31-8/13/19



AL pitcher to appear defensively at another position and record a save since Milwaukee's Chuck Crim on June 6, 1989 at Toronto (first base)... from August 7-9 vs. Baltimore, became first pitcher in Tampa Bay history to record a win, loss, and save in a three-game series, and first in MLB since Cody Allen in 2014...finished the season 3-4-25 with a 4.14 ERA (67.1 IP, 31 ER) in 73 games (5 starts)...signed as a free agent with the Tampa Bay Rays on February 13.

2017: Split 2017 between Los Angeles-NL and Tampa Bay...posted 6.12 ERA (25.0 IP, 17 ER) in 30 outings for Dodgers before July 22 trade, and had 1.47 mark (30.2 IP, 4 ER) in 25 outings for Rays...had 0.43 ERA (21.0 IP, 1 ER) in last 17 outings beginning August 12, the lowest ERA in the Majors in that span (min. 15.0 IP)...from May 28-August 12, set career high with streak of 20 consecutive appearances with a strikeout...between two teams, yielded a career-high tying nine home runs (broken in 2018)...pitched for the Charros de Jalisco in the Mexican Pacific League for second consecutive season...also pitched for Team México in the World Baseball Classic, going 0-0 with a 20.25 ERA (1.1 IP, 3 ER) in two games...also pitched for team in 2013 WBC.

2016: Limited to career-low 30.2 innings in 2016 due to a right flexor strain (missed 77 games)...had a 1.42 ERA (19.0 IP, 3 ER) over final 26 outings starting August 3...overall, owned a 2.64 ERA (9 ER) in 40 games, while playing his final season in San Francisco...pitched in two games in NLDS vs. Chicago, allowing runs in both...allowed a game-tying, two-run home run to Kris Bryant in a 6-5, 13-inning win...however, allowed RBI double to Ben Zobrist in season-ending Game 4 loss (was only batter faced).

2015: Ranked second in Majors with 34 holds in 2015 (PIT's Tony Watson, 41)...stranded 81.6 percent of inherited runners, eighth among NL relievers...limited right-handed hitters to a .170 average (25-for-147)...finished the season with an 0-5-2 record, despite pitching to a 2.98 ERA (57.1 IP, 19 ER) in 70 games (career-high at the time)...also set a career-high (broken in 2018) with 71 strikeouts.

2014: Allowed a career-high 24 runs and a career-high tying nine home runs, tied for fifth-most among NL relievers...began the season as the Giants' closer, but moved to earlier innings after yielding nine runs over five games (4.1 IP) from June 13-28, including three blown saves...posted a 1.29 ERA (7.0 IP, 1 ER) in nine postseason appearances during Giants' run to 2014 World Series title (his third title with the Giants), holding right-handers to a .111 average (2-for-18) with seven strikeouts...suffered first career postseason loss in Game 2 of the NLCS at St. Louis, surrendering a walk-off home run to Kolten Wong.

2013: Finished the season with 38 saves, tied for third in the National League behind Craig Kimbrel (50) and Rafael Soriano (43)...became the fifth pitcher in Giants history with at least 35 saves in a season, joining Robb Nen (5 such seasons), Brian Wilson (4), Rod Beck (3) and Tim Lincecum (1)...pitched in his first World Baseball Classic, pitching for Team México, as his father, Frank, was born to a Mexican farm laborer who immigrated to the United States when Frank was a baby...made two appearances, going 1-for-2 in save chances...blew a save opportunity against Italy after allowing a go-ahead, two-run double to Cubs infielder Anthony Rizzo...did go on to pitch a perfect ninth inning against Team USA later in the tournament...made his first and only (through 2019) All-Star team, after pitching to a 3-4-21 record and a 2.86 ERA (34.2 IP, 11 ER) and 38 strikeouts, as NL manager Bruce Bochy chose Romo to replace Pittsburgh's Jeff Locke, who could not play due to injury.

2012: Finished the season with a 1.79 ERA (55.1 IP, 11 ER) and 63 strikeouts to just 10 walks...the 1.79 ERA finished fourth-best among NL relievers, behind only Craig Kimbrel (1.51), Aroldis Chapman (1.51) and Eric O'Flaherty (1.73)...became second SF reliever to post back-to-back seasons of sub-2.00 ERA's joining teammate Santiago Casilla, 2010-11, (min. 40.0 IP)...did not allow a run in his first 13 appearances, entering the All-Star Break with a 0.72 ERA (25.0 IP, 2 ER) in 31 games...won the Gibby Award for Setup Man of the Year, presented by MLB.com...went 1-0 with a 0.84 ERA (10.2 IP, 1 ER) in 10 games, converting all four save opportunities he was given...won Game 3 and earned the save in the decisive Game 5 of the NLDS against Cincinnati...earned the save in all three appearances he made in 2012 World Series against Detroit, winning the Series for the second time in three years...struck out the side in Game 4, ending the World Series with a strikeout of Hall of Fame hopeful Miguel Cabrera...became just the seventh pitcher in baseball history to record three-or-more saves in a World Series, joining NYY John Wetteland (4 in 1996), PIT Roy Face (3 in 1960), PIT Kent Tekulve (3 in 1979), NYY Mariano Rivera (3 in 1998), ANA Troy Percival (3 in 2002) and BOS Jonathan Papelbon (3 in 2007).

2011: Pitched to a career-best 1.50 ERA (48.0 IP, 8 ER) in 65 games...ranked third in the NL in ERA and 1st in the Majors with a 0.71 WHIP and 14.00 SO/BB ratio (min. 30.0 IP)...the 1.50 ERA was the lowest by a Giant since Robb Nen (also 1.50) in 2000, while his 14.00 SO/BB ratio was the highest in franchise history, and highest since OAK Dennis Eckersley's 18.25 SO/BB in 1990...threw 71.3 percent of his pitches for strikes, second-best in the Majors, behind only BAL/Texas reliever Koji Uehara (72.0%)...had a 15-game stretch from July 4-August 6 in which he retired 31 consecutive batters, while he had a stretch of 28 appearances (21.2 IP) without allowing a run from June 30-Sept. 23...spent some time on the Injured List (August 10-27) with right elbow inflammation.

2010: Threw a then-career-high 62.0 IP (broken in 2018 with TB), recording a 5.00 SO/BB ratio, sixth-best among National League relievers... finished the year 5-3 with a 2.18 ERA (15 ER)...helped the Giants win their first World Series title since 1954 as he went 1-0 with a 7.36 ERA (3.2 IP, 3 ER) in six games in the postseason...earned the win in Game 3 of the ALDS at Atlanta as the Giants came back in the bottom half and gave Romo the win in a 3-2 Giants victory.

2009: Missed the first two months of the season with a right elbow sprain that he suffered in Spring Training...came back to finish the season with a 3.97 ERA (34.0 IP, 15 ER) and 41 strikeouts in 45 games...earned his first career save on July 7 vs. Florida, striking out Dan Uggla and Jorge Cantú to clinch a 3-0 win.

2008: Played for the Águilas de Mexicali in the Mexican Pacific League before beginning the regular season with Double-A Connecticut, going 1-3 with a 4.00 ERA (27.0 IP, 12 ER)...was promoted to Triple-A Fresno, where he'd throw 6.0 scoreless innings over three games...made his Major League debut on June 26 at Cleveland, throwing a perfect eighth inning, including strikeouts of Casey Blake and David Dellucci...would earn his first win later that season on August 1 at San Diego, throwing a scoreless bottom of the ninth before the Giants would score the winning run in the top of the 10th, with Brian Wilson closing the game...didn't allow a run in 13 appearances, spanning 17.2 IP, from July 28-Sept. 28 (end of the season)...was ranked by *Baseball America* as the 10th-best Giants prospect following the season.

2007: Spent the entirety of the 2007 season with Single-A San Jose, where he pitched exclusively as a reliever for the first time in his career... his 14.38 SO/9 ratio led full-season relievers...was named the Relief Pitcher of the Year for all Class-A Advanced teams by MLB.com following the season...participated in the Arizona Fall League, pitching for the Scottsdale Scorpions, posting a 0.64 ERA (14.0 IP, 1 ER) in nine games.

2006: Pitched for Single-A Augusta, going 10-2 in 31 games (10 starts) with a 2.53 ERA (103.1 IP, 29 ER), 95 strikeouts and an opponents' batting average of .208 (78 hits)...was named a Mid-Season All-Star after posting a 5-1 record and a 3.21 ERA (53.1 IP, 19 ER) in the first half, before finishing the season with a 5-1 record and a 1.80 ERA (50.0 IP, 10 ER).

2005: Made his professional pitching debut with the short-season Single-A Salem-Keizer Volcanoes of the Northwest League, going 7-1 with a 2.75 ERA (68.2 IP, 21 ER) in 15 games (14 starts) with 65 strikeouts to just nine walks...his seven wins led the NWL that season.

PROFESSIONAL: Drafted by San Francisco in the 28th round (852nd overall) of the 2005 First-Year Player Draft out of Colorado Mesa University.

ROMO'S PITCHING RECORD																			
YEAR	CLUB	W-L	ERA	G	GS	CG	SH	SV	IP	H	R	ER	HR	HB	BB	SO	WP	K/9	BAA
2005	Salem-Keizer	7-1	2.75	15	14	0	0	0	68.2	70	24	21	7	3	9	65	1	8.5	.261
2006	Augusta	10-2	2.53	31	10	0	0	4	103.1	78	33	29	9	5	19	95	2	8.3	.208
2007	San Jose	6-2	1.36	41	0	0	0	9	66.1	35	12	10	4	1	15	106	2	14.4	.155
2008	SAN FRANCISCO	3-1	2.12	29	0	0	0	0	34.0	16	13	8	3	3	8	33	0	8.7	.138
	Connecticut	1-3	4.00	24	0	0	0	11	27.0	22	15	12	1	2	7	30	0	10.0	.229
	Fresno	0-0	0.00	3	0	0	0	0	6.0	3	0	0	0	0	2	7	0	10.5	.150
2009	SAN FRANCISCO	5-2	3.97	45	0	0	0	2	34.0	30	15	15	1	1	11	41	2	10.9	.233
	San Jose	0-0	0.00	3	1	0	0	0	4.2	2	0	0	0	0	2	6	0	11.6	.133
	Fresno	0-0	0.00	3	0	0	0	0	3.0	2	1	0	0	0	0	3	1	9.0	.167
2010	SAN FRANCISCO	5-3	2.18	68	0	0	0	0	62.0	46	16	15	6	4	14	70	0	10.2	.204
2011	SAN FRANCISCO	3-1	1.50	65	0	0	0	1	48.0	29	8	8	2	0	5	70	0	13.1	.173
	AZL Giants	0-0	0.00	1	1	0	0	0	1.0	1	0	0	0	0	0	3	0	27.0	.250
2012	SAN FRANCISCO	4-2	1.79	69	0	0	0	14	55.1	37	11	11	5	3	10	63	2	10.2	.185
2013	SAN FRANCISCO	5-8	2.54	65	0	0	0	38	60.1	53	20	17	5	1	12	58	1	8.7	.226
2014	SAN FRANCISCO	6-4	3.72	64	0	0	0	23	58.0	43	24	24	9	4	12	59	2	9.2	.203
2015	SAN FRANCISCO	0-5	2.98	70	0	0	0	2	57.1	51	20	19	3	1	10	71	4	11.1	.235
2016	SAN FRANCISCO	1-0	2.64	40	0	0	0	4	30.2	26	9	9	5	0	7	33	1	9.7	.236
	San Jose	0-0	0.00	4	0	0	0	0	5.0	2	0	0	0	0	1	8	0	14.4	.118
	Sacramento	1-1	5.68	7	0	0	0	0	6.1	8	4	4	1	0	0	11	0	15.6	.296
2017	LOS ANGELES-NL	1-1	6.12	30	0	0	0	0	25.0	23	17	17	7	0	12	31	0	11.2	.240
	TAMPA BAY	2-0	1.47	25	0	0	0	0	30.2	19	6	5	2	1	7	28	2	8.2	.178
	Rancho Cucamonga	0-0	3.00	2	2	0	0	0	3.0	3	1	1	0	0	0	2	0	6.0	.300
2018	TAMPA BAY	3-4	4.14	73	5	0	0	25	67.1	65	31	31	11	2	20	75	2	7.9	.253
2019	MIAMI	2-0	3.58	38	0	0	0	17	37.2	33	18	15	4	0	13	33	2	7.9	.236
	MINNESOTA	0-1	3.18	27	0	0	0	3	22.2	17	9	8	3	2	4	27	1	10.7	.198
Minor League Totals		25-9	2.35	134	28	0	0	24	294.1	226	90	77	22	11	55	336	6	10.3	.211
Major League Totals		40-32	2.92	708	5	0	0	129	623.0	488	217	202	66	22	145	692	19	10.0	.212

ROMO'S CAREER FIELDING RECORD								
POSITION	PCT	G	PO	A	E	TC	DP	PB
Pitcher	.973	708	16	55	2	73	1	---
Third Base	---	1	0	0	0	0	0	---
Totals	.973	709	16	55	2	73	1	---

ROMO'S CAREER BATTING RECORD														
YEAR	AVG	AB	R	H	2B	3B	HR	RBI	SH	SF	HBP	BB	SO	SB
Career	.000	7	0	0	0	0	0	0	0	0	0	0	5	0

ROMO'S DIVISION SERIES RECORD														
YEAR	OPPONENT	W-L	ERA	G	GS	CG	SH	SV	IP	H	R	ER	HR	HB
2010	Atlanta	1-0	40.50	2	0	0	0	0	0.2	3	3	3	1	0
2012	Cincinnati	1-0	2.08	3	0	0	0	1	4.1	2	1	1	0	0
2014	Washington	0-0	0.00	3	0	0	0	0	3.0	2	0	0	0	0
2016	Chicago-NL	0-0	13.50	2	0	0	0	0	2.0	2	3	3	1	0
Division Series Totals		2-0	6.30	10	0	0	0	1	10.0	9	7	7	2	0

ROMO'S CHAMPIONSHIP SERIES RECORD

YEAR	OPPONENT	W-L	ERA	G	GS	CG	SH	SV	IP	H	R	ER	HR	HB	BB	SO	WP	K/9	BAA
2010	Philadelphia	0-0	0.00	3	0	0	0	0	2.1	2	0	0	0	0	0	3	0	11.57	.222
2012	St. Louis	0-0	0.00	4	0	0	0	1	3.1	2	0	0	0	0	0	3	1	8.10	.167
2014	St. Louis	1-1	5.40	4	0	0	0	0	1.2	2	1	1	1	0	0	1	0	5.40	.286
Championship Series Totals		1-1	1.23	11	0	0	0	1	7.1	6	1	1	1	0	1	7	1	8.59	.214


ROMO'S WORLD SERIES RECORD

YEAR	OPPONENT	W-L	ERA	G	GS	CG	SH	SV	IP	H	R	ER	HR	HB	BB	SO	WP	K/9	BAA
2010	Texas	0-0	0.00	1	0	0	0	0	0.2	1	0	0	0	0	1	3	0	13.50	.500
2012	Detroit	0-0	0.00	3	0	0	0	3	3.0	0	0	0	0	0	0	5	0	15.00	.000
2014	Kansas City	0-0	0.00	2	0	0	0	0	2.1	2	0	0	0	0	0	4	0	15.43	.222
World Series Totals		0-0	0.00	6	0	0	0	3	6.0	3	0	0	0	0	0	10	0	15.00	.150

ROMO'S GAME LOGS

DATE	OPP.	W	L	SV	SVO	HLD	ERA	GS	CG	IP	H	R	ER	HR	BB	IBB	HB	SO	AVG	#PIT
3/29	Col	0	0	0	0	0	108.00	0	0	0.1	3	4	4	0	1	0	0	0	.750	20
3/30	Col	0	0	0	0	1	54.00	0	0	0.1	0	0	0	0	0	0	0	0	.600	4
3/31	Col	0	0	1	1	0	21.60	0	0	1.0	0	0	0	0	0	0	0	1	.375	11
MARCH TOTAL		0	0	1	1	1	21.60	0	0	1.2	3	4	4	0	1	0	0	1	.375	35
4/6	@Atl	1	0	0	0	0	12.00	0	0	1.1	0	0	0	0	0	0	0	1	.250	14
4/11	@Cin	0	0	0	0	0	11.25	0	0	1.0	2	1	1	1	0	0	0	2	.294	20
4/14	Phi	0	0	0	0	0	9.00	0	0	1.0	2	0	0	0	1	0	0	0	.318	22
4/16	ChC	0	0	0	0	0	9.00	0	0	1.0	0	1	1	0	2	0	0	1	.292	25
4/19	Was	0	0	1	1	0	7.71	0	0	1.0	0	0	0	0	0	0	0	1	.259	10
4/23	@Cle	0	0	1	1	0	6.75	0	0	1.0	0	0	0	0	0	0	0	1	.233	15
4/25	@Phi	0	0	1	1	0	6.00	0	0	1.0	0	0	0	0	0	0	0	0	.212	12
APRIL TOTALS		1	0	3	3	0	2.45	0	0	7.1	4	2	2	1	3	0	0	6	.160	118
5/1	Cle	0	0	1	1	0	6.30	0	0	1.0	2	1	1	1	0	0	0	1	.237	15
5/5	Atl	0	0	0	0	0	5.73	0	0	1.0	0	0	0	0	1	0	0	1	.220	22
5/6	@ChC	0	0	1	1	0	6.00	0	0	1.0	2	1	1	1	0	0	0	3	.239	20
5/14	TB	0	0	0	0	0	6.23	0	0	1.0	0	1	1	0	4	1	0	2	.224	27
5/17	NYM	0	0	1	1	0	5.40	0	0	2.0	2	0	0	0	0	0	0	2	.232	28
5/21	@Det	0	0	0	1	0	5.06	0	0	1.0	2	2	0	0	1	1	0	1	.246	19
5/22	@Det	0	0	1	1	0	4.76	0	0	1.0	0	0	0	0	0	0	0	1	.234	16
5/23	@Det	0	0	1	1	0	4.50	0	0	1.0	0	0	0	0	0	0	0	1	.224	13
5/27	@Was	0	0	1	1	0	4.26	0	0	1.0	0	0	0	0	0	0	0	0	.214	10
5/29	SF	0	0	1	1	0	4.50	0	0	1.0	2	1	1	0	1	0	0	2	.227	25
MAY TOTALS		0	0	7	8	0	3.27	0	0	11.0	10	6	4	2	7	2	0	14	.238	195

6/6	@Mil	0	0	0	0	0	4.29	0	0	1.0	0	0	0	0	0	0	0	0	218	14
6/8	Atl	0	0	0	0	0	4.09	0	0	1.0	1	0	0	0	0	0	0	0	222	4
6/9	Atl	0	0	0	0	0	5.48	0	0	1.0	3	4	4	1	1	0	0	0	241	20
6/15	Pit	0	0	1	1	0	5.25	0	0	1.0	1	0	0	0	0	0	0	0	244	7
6/18	@StL	0	0	0	0	0	4.97	0	0	1.1	0	0	0	0	0	0	0	0	234	14
6/19	@StL	0	0	0	0	0	4.78	0	0	1.0	0	0	0	0	1	1	0	1	229	6
6/20	@StL	0	0	1	1	0	4.94	0	0	1.0	2	1	1	0	0	0	0	0	240	8
6/21	@Phi	0	0	1	1	0	4.76	0	0	1.0	1	0	0	0	0	0	0	1	240	10
6/27	Was	0	0	0	0	0	4.66	0	0	0.2	1	1	0	0	0	0	0	0	241	11
6/28	Phi	0	0	0	0	0	4.50	0	0	1.0	1	0	0	0	0	0	0	1	241	21
6/29	Phi	0	0	1	1	0	4.35	0	0	1.0	0	0	0	0	0	0	0	1	235	12
JUNE TOTALS		0	0	4	4	0	4.09	0	0	11.0	10	6	5	1	2	1	0	4	250	127
7/6	@Atl	0	0	1	1	0	4.22	0	0	1.0	1	0	0	0	0	0	0	1	235	20
7/7	@Atl	0	0	0	0	0	4.13	0	0	0.2	1	0	0	0	0	0	0	1	238	7
7/14	NYM	0	0	0	0	0	4.01	0	0	1.0	1	0	0	0	0	0	0	0	240	14
7/17	SD	0	0	0	0	0	3.89	0	0	1.0	0	0	0	0	0	0	0	2	234	15
7/18	SD	1	0	0	0	0	3.79	0	0	1.0	0	0	0	0	0	0	0	2	229	11
7/22	@CWS	0	0	0	0	0	3.68	0	0	1.0	1	0	0	0	0	0	0	1	230	19
7/24	@CWS	0	0	1	1	0	3.58	0	0	1.0	2	0	0	0	0	0	0	1	236	24
7/30	@Mia	0	0	0	0	1	3.49	0	0	1.0	0	0	0	0	0	0	1	1	231	20
JULY TOTALS		1	0	2	2	1	4.00	0	0	7.2	6	0	0	0	0	0	1	9	214	130
8/1	@Mia	0	0	0	0	1	3.40	0	0	1.0	0	0	0	0	0	0	0	0	226	14
8/2	KC	0	0	1	1	0	3.29	0	0	1.1	1	0	0	0	0	0	0	2	225	25
8/4	KC	0	0	0	0	1	3.21	0	0	1.0	0	0	0	0	0	0	0	1	221	6
8/10	Cle	0	0	0	0	1	3.32	0	0	1.1	1	1	1	1	0	0	0	2	220	25
8/13	@Mil	0	0	1	1	0	3.25	0	0	1.0	0	0	0	0	0	0	1	0	216	16
8/14	@Mil	0	1	0	1	0	3.60	0	0	0.2	2	3	2	1	0	0	0	1	222	20
8/16	@Tex	0	0	1	1	0	3.52	0	0	1.0	1	0	0	0	1	0	0	0	222	19
8/18	@Tex	0	0	0	0	1	3.45	0	0	1.0	0	0	0	0	0	0	0	1	217	17
8/20	CWS	0	0	0	0	1	3.42	0	0	0.1	0	0	0	0	0	0	0	1	216	3
8/23	Det	0	0	0	0	0	3.75	0	0	0.2	3	2	2	0	0	0	0	1	227	24
8/24	Det	0	0	0	0	1	3.72	0	0	0.1	1	0	0	0	1	0	0	1	230	12
8/27	@CWS	0	0	0	0	1	3.65	0	0	1.0	0	0	0	0	0	0	0	3	226	14
8/30	@Det	0	0	0	0	0	3.58	0	0	1.0	1	0	0	0	0	0	0	1	226	17
AUGUST TOTALS		0	1	3	4	6	3.86	0	0	11.2	10	6	5	2	2	0	1	14	213	212
9/1	@Det	0	0	0	0	0	3.51	0	0	1.0	0	0	0	0	0	0	0	1	223	11
9/2	@Det	0	0	0	0	1	3.44	0	0	1.0	0	0	0	0	0	0	0	0	219	11
9/5	@Bos	0	0	0	0	1	3.42	0	0	0.1	1	0	0	0	0	0	0	0	222	13
9/6	Cle	0	0	0	1	0	3.52	0	0	1.0	1	1	1	0	0	0	0	0	224	18
9/7	Cle	0	0	0	0	1	3.62	0	0	1.0	2	1	1	0	0	0	0	2	228	21
9/10	Was	0	0	0	0	1	3.56	0	0	1.0	0	0	0	0	0	0	0	1	225	16
9/14	@Cle	0	0	0	0	1	3.51	0	0	0.2	1	0	0	0	0	0	0	1	226	13
9/16	CWS	0	0	0	0	1	3.65	0	0	0.1	1	1	1	1	0	0	0	1	229	7
9/17	CWS	0	0	0	0	0	3.59	0	0	1.0	1	0	0	0	0	0	0	3	229	17
9/19	KC	0	0	0	0	1	3.57	0	0	0.1	0	0	0	0	0	0	0	0	228	0
9/21	KC	0	0	0	0	0	3.51	0	0	1.0	0	0	0	0	0	0	0	1	225	17
9/22	KC	0	0	0	0	0	3.49	0	0	0.1	0	0	0	0	2	0	0	1	224	16
9/28	@KC	0	0	0	0	1	3.43	0	0	1.0	0	0	0	0	0	0	0	1	221	13
SEPTEMBER TOTALS		0	0	0	1	8	2.70	0	0	10.0	7	3	3	1	2	0	0	12	194	178



20 EDDIE ROSARIO



OUTFIELDER

H/W: 6-1/80 B/T: L/R
Age: 28
Born: 9/28/1991 in Guayama, PR
Resides: Guayama, PR

Acquired: 4th RD, 2010 MLB Draft
M.L. Service: 4 years, 120 days
Contract Status: Signed thru 2019

PERSONAL: Eddie Manuel Rosario (pronounced row-SAW-ree-oh)...Twitter: @EddieRosario09...Instagram: @e_rosario20...attended Rafael Lopez Landron (PR) High School; one of five players from that school to be drafted by major league teams...he and his wife Milany, had their third child, a boy named Lucas, on June 11, 2015...held a youth baseball clinic in his hometown of Guayama, PR during the Twins trip to Puerto Rico for a two-game series vs. Cleveland in 2018...participated in 2017-18 and '18-19 Twins Winter Caravan.

CAREER HIGHLIGHTS: Named Calvin R. Griffith Award for Most Valuable Twin in 2018...was one of five finalists for the 2018 AL All-Star Final Vote (winner Segura, along with Stanton, Benintendi, A. Simmons)...named AL Player of the Week August 13, 2017...hit three home runs twice in career: June 3, 2018 vs. Cleveland & June 13, 2017 vs. Seattle, one of eight players in club history with a three-homer game, only one to do it twice (Bob Allison, Harmon Killebrew, Tony Oliva, Justin Morneau, Max Kepler, Brian Dozier and Byron Buxton)...named 2015 Jim Kaat Award winner for Twins Defensive Player of the Year...led all rookies in outfield assists (16) in 2015; tied Kirby Puckett's 1984 total for most outfield assists in Twins history for rookies and tied for fifth-most among any Twins in club history...led baseball in triples (15) in 2015 and was the most for a rookie since 1991, when St. Louis' Ray Lankford had 15; third-most among all players in Twins history...ranked 10th-best prospect in Twins system by *Baseball America* entering 2015.

2019:

- Was Twins Opening Day left fielder while batting fourth March 28 vs. Cleveland.
- Began season 0-for-first-11 and 4-for-first-25 in six games through April 5 but went 21-for-next-66 (.318) with 11 home runs and 22 RBI in a 17-game span April 6-26...became first Twin to have 10 homers before May 1; Torii Hunter with nine in 2001 is the most.
- Recorded three multi-homer games on season: April 18 vs. Toronto, April 20 at Baltimore and September 15 at Cleveland.
- Hit 11 home runs in April, the most in baseball for the month and most for a Twin in April all-time...most for a Twin in a single month since Brian Dozier hit 13 in August 2016.
- Ranked fourth in baseball in RBI during April (24) and ranked sixth in baseball in RBI during May (25).
- Hit 20th home run June 23 at Kansas City...first Twin to reach that mark before July since Justin Morneau in 2007...his 57 RBI at that point were also the most pre-July since Morneau had 64 in 2009.
- Placed on 10-day Injured List (second time in career) June 27 with a left ankle sprain, an injury he suffered rounding first base the previous day vs. Tampa Bay; reinstated July 16.
- Hit Twins 226th home run on season August 9 vs. Cleveland, off Shane Bieber, setting club single season record.
- Hit 100th career home run August 14 at Milwaukee, off Gio Gonzalez.
- Set new single-season career-high with 28th home run September 4 at Boston.
- Drove in 100th run of season September 17 vs. Chicago-AL, becoming the 18th different Twin to record 100 RBI and marking the 34th instance in club history; first since Josh Willingham drove in 112 in 2012...Nelson Cruz drove in his 100th two games later vs. Kansas City as they became the 10th set of teammates in club history to have 100-plus RBI, first since Jason Kubel (103) and Justin Morneau (100) in 2009.
- Led club in RBI (109) and ranked fourth in home runs (32), both career highs.
- Became seventh player in club history (15th instance) with 30-plus homers and 100-plus RBI.
- Batted .340 (53-for-156) with a .908 OPS with runners in scoring position...hit .338 (24-for-71) with runners in scoring position and two outs.
- Finished sixth in the AL in RBI (109)...along with Nelson Cruz's 102 RBI, they became first Twins duo with 100-plus RBI since 2009 (Justin Morneau - 100 and Jason Kubel - 103).

2018: Was Twins Opening Day leftfielder while batting fourth March 29 at Baltimore, going 1-4 with a walk...played in both games in his home country during the Puerto Rico series April 17-18 vs. Cleveland, going 3-for-11 in the series...scored winning run in second game of series in 16th inning...hit third career grand slam April 20 at Tampa Bay...recorded an extra-base hit and scored a run in seven straight from May 1-7, the longest streak of such instance in Twins/Senators (since 1901) history...recorded second career multi-homer game May 11 at Los Angeles-AL, the fifth of his career (3-homer game later in season)...hit .368 (43-for-117) with 11 doubles, six home runs and 21 RBI in 28 May games...his 43 hits were tied for second most in baseball and 11 doubles were tied for sixth...also the 43 hits were the third most in club history for May (49 for Oliva

CAREER HIGHS

Hits: 5, 7/1/17 at KC
RBI: 5, 2x, 5/05/18 at CWS
HR: 3, 2x, last 6/3/18 vs. CLE
GS: 1, 3x, last 4/20/18 at TBR
SB: 2, 9/3/17 vs. KC
Hit-Strike: 15, 4/17-5/5/17

WALK-OFF HITS

9/13/17 vs. SD (HR)
6/3/18 vs. CLE (HR)

MULTI-HR GAMES

6/13/17 vs. SEA (3)
8/8/17 vs. MIL
8/30/17 vs. CWS
9/17/17 vs. TOR
5/11/18 vs. IAA
6/3/18 vs. CLE (3)
4/18/19 vs. TOR
4/20/19-G1 at BAL
4/18/19 vs. TOR
4/20/19 at BAL
9/15/19 at CLE



in 1964 and 44 for Puckett in 1988)...recorded second career three-homer game June 3 vs. Cleveland, including the walk-off winner, the second of his career...one of eight players in club history with a three-homer game (Bob Allison, Harmon Killebrew, Tony Oliva, Justin Morneau, Max Kepler, Brian Dozier and Byron Buxton), the only to do it twice...hit .330 (34-for-103) with eight doubles, nine home runs and 19 RBI in 26 June games...nine home runs were tied for seventh most in baseball...hit .311 (117-for-376) with 24 doubles, two triples, 19 home runs, 60 RBI, 64 runs scored and a .890 OPS prior to the All-Star break...was one of five players considered for the AL Final Vote, joining Jean Segura, Andrew Benintendi, Andrelton Simmons and Giancarlo Stanton (Segura was the winner)...made first career infield appearance, playing 2.0 innings at third base July 27 at Boston (2 chances, 2 assists)...suffered right quad tightness August 30 at Cleveland, missed a week, returned for eight games then shut down due to quad late-September...hit .310 (31-for-100) in 26 games from the number three spot in the order...led Twins in at-bats (559), runs (87), hits (161), home runs (24), RBI (77), multi-hit games (48), and second in doubles (37)...ranked tied for fifth in the AL in outfield assists (9)...finished tied for 10th in the AL in multi-hit games and tied for 16th in hits...was one of 16 players in baseball and one of seven American Leaguers with at least a .285 batting average, at least 150 hits, at least 30 doubles, at least 20 home runs and at least 75 RBI...given Calvin R. Griffith Award for Twins Most Valuable Player, voted on by the Twin Cities Chapter of the BBWAA.

2017: Played for Puerto Rico in the World Baseball Classic, hitting .316 (6-for-19) with two doubles, one triple, five RBI and three runs scored in six games...made Twins Opening Day roster for second time in career and was Opening Day leftfielder, batting ninth April 3 vs. Kansas City...hit safely in career-high 15 straight April 17-May 5, hitting .404 (23-for-57) with three doubles, three home runs and seven RBI during the streak...hit three home runs June 13 vs. Seattle, becoming the seventh player in club history with a three-homer game, joining Bob Allison (May 17, 1963 at Cleveland), Harmon Killebrew (September 21, 1963 at Boston), Tony Oliva (July 3, 1973 at Kansas City), Justin Morneau (July 6, 2007 at Chicago-AL), Max Kepler (August 1, 2016 at Cleveland) and Brian Dozier (September 5, 2016 vs. Kansas City); also set a career high with five RBI...recorded a career high with five hits July 1 at Kansas City, all singles...earned AL Player of the Week August 13, hitting .444 (12-for-27) with 10 runs scored, three doubles, four home runs, nine RBI and a stolen base over seven games...among AL players, he finished the period first in runs scored and total bases (27); tied for first in home runs and extra-base hits (7); second in slugging percentage (1.000); tied for second in RBI; tied for third in hits; fifth in batting average; and tied for fifth in doubles...hit second career grand slam August 20 vs. Arizona; according to Elias, only one other first-, second-, or third-place batter in franchise history had ever hit a grand slam in the first inning; on June 28, 1933, Hall of Famer Heinie Manush, batting second in the Washington Senators lineup, hit a first-inning grand slam in a 15-2 win at Cleveland...hit first career walk-off home run September 13 vs. San Diego...hit .300 (91-for-303) from July 1 through the end of the season; hit .321 (27-for-84) in 23 July games, .307 (35-for-114) in 29 August games and .276 (29-for-105) in 27 September games...hit .279 (48-for-172) against left-handed pitching and .295 (109-for-370) against right-handed pitching...set career highs in games (150), runs (79), hits (157), doubles (33), home runs (27), RBI (78) and walks (35)...ranked second on club in doubles, RBI and runs, and ranked third in hits and home runs...made postseason debut in AL Wild Card game October 3 at New York-AL, going 1-for-3 with a home run and two RBI...hit two-run homer in first at-bat (off Luis Severino)...one of four players in club history to homer in first career postseason at-bat, joining Don Mincher (Game 1 of World Series in 1965 vs. Los Angeles-NL), Gary Gaetti (Game 1 of 1987 ALCS vs. Detroit), and Brian Dozier, who did it three batters prior to Rosario...Rosario and Gaetti are the only two players in baseball history to homer in both their first career regular season at-bat and first career postseason at-bat.

2016: Made Twins Opening Day roster, first of his career...was Opening Day leftfielder, batting fifth April 4 at Baltimore...hit first career pinch-hit homer April 19 at Milwaukee...tied career-high with four hits, three times: April 21 at Milwaukee, July 9 at Texas and July 23 at Boston...hit .200 (23-for-115) with seven extra-base hits in 32 games and was optioned to Triple-A Rochester May 19...played 41 games for the Red Wings and hit .319 (51-for-160), including a stretch of 25 games from May 25-June 21, where he hit .418 (41-for-98)...recalled from Rochester July 1...hit .316 (24-for-76) in 20 July games and .311 (32-for-103) in 28 August games for Minnesota...hit second career pinch-hit homer August 5 at Tampa Bay; came in the seventh inning that turned a 2-1 deficit into a 3-2 lead and eventual 6-2 Twins victory...according to the Elias Sports Bureau, it was the first pinch-hit home run that turned a deficit into a lead for the Twins since Matt LeCroy hit a pinch-hit grand slam at Toronto May 19, 2004...hit 10th home run September 17 at New York-NL, giving him double-digit home run totals in consecutive seasons...fractured left thumb sliding into first base September 17 at New York-NL, ending his season...combined to hit .285 (141-for-495) with 31 doubles, 17 home runs and 57 RBI in 133 games between Rochester and Minnesota.

2015: Played in first career spring training with Twins and optioned to Triple-A Rochester March 28...played 23 games for the Red Wings, hitting .242 (23-for-95) with two doubles, one triple, three home runs and 12 RBI...recalled from Triple-A Rochester May 4 when Twins placed outfielder Oswaldo Arcia on 15-day disabled list...made major league debut May 6 vs. Oakland and homered on first pitch he saw, off Scott Kazmir, becoming the 10th Twin to ever homer in his first career game and sixth to ever homer in his first at-bat as Twin...according to Elias, he became one of 115 players in baseball history to homer in first career at-bat and one of 109 players to homer in first plate appearance...according to Baseball Almanac, he became the 29th player in baseball history to homer on first pitch...drove in at least one run in each of first four career games May 6-9, setting a Twins/Senators franchise record...the last Twin/Senator who had an RBI in at least each of his first three career games was Bob Oldis, May 10-June 25, 1953...was third player in baseball to record an RBI in each of first four games played on season (Corey Dickerson and Lorenzo Cain)...hit safely in season-high eight straight games May 24-June 3, hitting .407 (11-for-27) in that span...placed on Paternity List June 9 to attend birth of son Lucas in Miami, missing one game...recorded 25 hits in June, fourth most among AL rookies...also scored 13 runs, tied for third most among AL rookies...tripled in three straight games July 28-30, becoming the fourth player in club history to do so, joining Rod Carew (1977), Dan Gladden (1991) and Delmon Young (2008)...went 3-for-5, falling a single short of the cycle July 30 vs. Seattle, lining out in final two at-bats, one to centerfield and one to shortstop...he became the first rookie in club history to have two games with at least three extra-base hits in one season...hit ninth triple August 16 vs. Cleveland, tying Tony Oliva for most triples by a rookie in Twins history; hit 10th August 25 at Tampa Bay, setting Twins rookie record...also homered in that game becoming the first Twins rookie to homer and triple in same game since Gary Gaetti, who did it twice in 1982...stole his 10th base August 30 vs. Houston, becoming the ninth different Twin (17th time) with 10-plus steals and 10-plus triples in a season and first-ever rookie; the last to do so was Denard Span in 2009 (10 triples, 23 steals)...also became the first rookie in baseball with 10-plus steals and 10-plus triples since Alcides Escobar and Austin Jackson both did it in 2010...hit first career grand slam September 3 vs. Chicago-AL, off Jeff Samardzija, one of three grand slams for a Twin on the season...hit 10th home run September 16 vs. Detroit, becoming the ninth different Twin (11th time) to record double-digit triple and homer totals in a single season and first since Cristian Guzman (2001); became first rookie in baseball to do so since Hanley Ramirez did it for Florida in 2006...was one of four players in baseball to post double-digit totals in doubles, triples and home runs, joining Evan Gattis, Kevin Kiermaier and David Peralta...led baseball in triples (15), which was the most for a rookie since 1991 when St. Louis' Ray Lankford had 15...ranked first among AL rookies in triples, third in games (122) and multi-hit games (34), fourth in runs (60), tied for fifth in home runs (13), and first in RBI (50)...tied for second in baseball in outfield assists (16) and led all rookies; it marked the most for a rookie since 2007, when Delmon Young had 16 for Tampa Bay; also it tied Kirby Puckett's 1984 total for most in Twins history for rookies and tied for fifth most among any Twins in club history...given Jim Kaat Award for Twins Defensive Player of the Year as voted on by the Twin Cities Chapter of the BBWAA.

2014: Missed time serving 50-game suspension and reinstated May 29; began season with Single-A Ft. Myers...played eight games for the Miracle, hitting .300 (30-for-30) and promoted to Double-A New Britain June 6...recorded two-homer game July 22 vs. Altoona...combined to hit .243 (84-for-346) with 20 doubles, three triples, eight home runs, 40 RBI and 45 runs scored in 87 games between both levels...played 72 games in the outfield (50 in centerfield) and 18 at second base at both levels combined...participated in the Arizona Fall League, for the Salt River Rafter, hitting .330 (33-for-100) with 18 RBI and 10 stolen bases in 24 games; lost batting title to Cincinnati prospect Jesse Winkler (.338) on final day of season...named to AFL East Fall Stars Team; went 4-for-5 with a double and home run...ranked 10th best prospect in Twins system by *Baseball America* entering 2015...added to Twins 40-man roster November 20.

2013: Began exhibition season playing for Team Puerto Rico in the World Baseball Classic, hitting .214 (3-for-14) with one double and four strikeouts in six games...converted to full-time second baseman from outfielder, playing 115 games at second between two levels combined...began regular season with Single-A Ft. Myers...hit .346 (36-for-104) with seven doubles, three home runs and 19 RBI in 25 April games, including two four-hit games: April 7 at Bradenton and April 19 at St. Lucie...promoted to Double-A New Britain June 10...named Eastern League Player of the Week for the period of August 19-25, hitting .433 (10-for-30) with four doubles, one home run, eight RBI, five runs scored and a .667 slugging percentage in seven games...combined to hit .302 (150-for-496) with 32 doubles, eight triples, 10 home runs, 73 RBI and 80 runs scored in 122 games between both levels...played in the Arizona Fall League with Glendale Desert Dogs, hitting .238 (19-for-80) with one double, one triple and seven RBI in 20 games...named to West Division Fall Stars Team...named second baseman on MiLB.com Twins organizational All-Star team...received 50-game suspension January 4, 2014 for violating the Minor League Drug Prevention and Treatment Program.

2012: Started season with Single-A Beloit...hit .293 (70-for-239) in 62 games before being placed on 7-day disabled list June 12 with a broken cheek bone after getting hit in the face during batting practice; played five games on rehab assignment with GCL Twins and was reinstated July 31...named to Midwest League All-Star team...hit .309 (95-for-307) against right-handed pitching and .247 (21-for-85) against left-handed pitching...played 71 games at second base and 20 in centerfield for both levels combined...ranked 12th best prospect in Midwest League by *Baseball America*...named outfielder on MiLB.com's Twins organizational All-Star team...played in the Puerto Rican Winter League with Indios de Mayaguez and named Postseason All-Star...ranked seventh best prospect in Twins organization by *Baseball America* entering the 2013 season.

2011: Spent entire season with Rookie Elizabethton...named Appalachian League Player of the Week three times: June 27, August 22 and August 29...homered in four straight games June 26-29, including first career two-homer game June 29 at Johnson City; second two-homer game August 19 at Greeneville; and third two-homer game August 25 at Bluefield...named Twins minor league Player of the Week July 1, hitting .393 (11-for-28) with two doubles, five home runs and 12 RBI in seven games...named Appalachian League co-Player of the Year...named Appalachian League Postseason All-Star...named Topps Short-Season/Rookie All-Star...received MiLB Round Tripper Award, Short-Season...named MiLB.com Short-Season Hitter of the Year...named to MiLB.com Twins organizational All-Star team...named to *Baseball America* Rookie All-Star team...played for Indios de Mayaguez in Puerto Rican Winter League, hitting .214 (9-for-42) in 16 games.

2010: Started professional career with GCL Twins...played all 51 games in the outfield (34 in centerfield)...led Gulf Coast League in stolen bases (22), finished third in hits (57), and 10th in batting average (.294)...ranked 21st best prospect in Twins organization by *Baseball America* entering 2011 season.

PROFESSIONAL: Selected by Twins in fourth round of 2010 First-Year Player Draft; signed by Twins scout Hector Otero.

ROSARIO'S PLAYING RECORD																			
YEAR	CLUB	AVG	G	AB	R	H	2B	3B	HR	RBI	SH	SF	HB	BB	SO	SB	CS	OBP	OPS
2010	GCL Twins	.294	51	194	34	57	9	2	5	26	0	3	0	16	28	22	5	.343	.781
2011	Elizabethton	.337	67	270	71	91	9	9	21	60	1	0	0	27	60	17	6	.397	1.068
2012	GCL Twins	.368	5	19	2	7	3	0	1	4	0	0	0	1	2	0	0	.400	1.084
	Beloit	.296	95	392	60	116	32	4	12	70	0	5	1	31	69	11	11	.345	.835
2013	Ft. Myers	.329	52	207	40	68	13	5	6	35	0	5	2	17	29	3	6	.377	.903
	New Britain	.284	70	289	40	82	19	3	4	38	1	2	0	21	67	7	4	.330	.742
2014	Ft. Myers	.300	8	30	5	9	0	0	0	4	0	0	0	4	5	1	1	.382	.682
	New Britain	.237	79	316	40	75	20	3	8	36	0	2	1	17	68	8	4	.277	.672
2015	Rochester	.242	23	95	11	23	2	1	3	12	0	0	0	5	17	1	1	.280	.659
	MINNESOTA	.267	122	453	60	121	18	15	13	50	3	3	0	15	118	11	6	.289	.748
2016	Rochester	.319	41	160	26	51	14	0	7	25	0	2	0	7	25	5	3	.343	.881
	MINNESOTA	.269	92	335	52	90	17	2	10	32	2	3	2	12	91	5	2	.295	.716
2017	MINNESOTA	.290	151	542	79	157	33	2	27	78	4	8	0	35	106	9	8	.328	.836
2018	MINNESOTA	.288	138	559	87	161	31	2	24	77	1	2	0	30	104	8	2	.323	.803
2019	MINNESOTA	.276	137	562	91	155	28	1	32	109	0	6	0	22	86	3	1	.300	.800
Minor League Totals		.294	491	1972	329	579	121	27	67	310	2	19	4	146	370	75	41	.340	.825
Major League Totals		.279	640	2451	369	684	127	22	106	346	10	22	2	114	505	36	19	.309	.788

ROSARIO'S CAREER FIELDING RECORD								
POSITION	PCT	G	PO	A	E	TC	DP	PB
Outfield	.975	616	1103	48	29	1180	6	—
Third Base	1.000	1	0	2	0	2	0	—
Totals	.975	626	1103	50	29	1182	6	—

ROSARIO'S WILD CARD GAME RECORD

YEAR	OPPONENT	AVG	G	AB	R	H	2B	3B	HR	RBI	SH	SF	HBP	BB	SO	SB	CS	OBP	OPS
2017	New York-AL	.333	1	3	1	1	0	0	1	2	0	0	0	1	1	0	0	.500	1.833

ROSARIO'S WORLD BASEBALL CLASSIC RECORD

YEAR	CLUB	AVG	G	AB	R	H	2B	3B	HR	RBI	SH	SF	HBP	BB	SO	SB	CS	OBP	OPS
2013	Puerto Rico	.214	6	14	0	3	1	0	0	0	0	0	0	0	4	0	0	.214	.500
2017	Puerto Rico	.316	6	19	3	6	2	1	0	5	0	2	0	3	3	2	0	.375	.901
WBC Totals		.273	12	33	3	9	3	1	0	5	0	2	0	3	7	2	0	.316	.740



THIRD BASEMAN

H/W: 6-4/272

B/T: R/R

Age: 26

Born: 5/11/1993 in San Pedro de Macoris, DR

Resides: San Pedro de Macoris, DR

Acquired: Signed as undrafted free agent, 10/9/09

M.L. Service: 4 years, 86 days

Contract Status: Signed thru 2019

PERSONAL: Miguel Angel (Jean) Sanó (pronounced sah-NO)...Twitter: @SanoMiguel...Instagram: @miguel sano_22...signed as a 16-year-old from San Pedro de Macoris, Dominican Republic October 9, 2009...was one of the subjects of the 2011 "Ballplayer: Pelotero" documentary.

CAREER HIGHLIGHTS: Named to 2017 AL All-Star team...placed second in 2017 Home Run Derby...2015 Calvin R. Griffin Award winner for Most Valuable Twin and Bill Boni Award for Twins Outstanding Rookie...finished third in the AL Rookie of the Year voting in 2015...named AL Rookie of the Month for August in 2015...named Southern League All-Star in 2015...missed entire 2014 season due to "Tommy John" surgery on right elbow...ranked second-best prospect in Twins system by *Baseball America* entering both 2014 and '15, and number one prospect in Twins system entering both 2012 and '13...signed by Twins as shortstop but was primarily third baseman in minor leagues (since 2012)...is close to former major leaguer and San Pedro de Macoris, DR native Fernando Tatis, Sr., who is his mentor and off-season hitting instructor.

2019:

- Began season on 10-day Injured List with a right heel laceration, an injury he suffered playing in the Dominican Winter League...played in 10 games on rehab assignment between Triple-A Rochester, Double-A Pensacola and Single-A Ft. Myers; returned from rehab assignment and reinstated May 13.
- Homered five times in first seven games May 16-24, including his fourth career multi-homer game May 23 at Los Angeles-AL...had four more multi-homer games on season: June 28 at Chicago-AL, July 23 vs. New York-AL, August 23 vs. Detroit and September 22 vs. Kansas City.
- Hit just .195 (23-for-118) with 56 strikeouts in first 31 games but had seven doubles, nine home runs, a .483 slugging percentage and a .761 OPS from May 16-June 27...but hit .301 (34-for-113) with six doubles, one triple, 11 home runs 30 RBI, a .664 slugging percentage and a 1.065 OPS in next 34 games June 28-August 7.
- Set career-high with 11-game hitting streak June 28-July 14.
- Hit 100th career home run (2-homer game) July 23 vs. New York-AL...marked his 432nd career game, the fastest player in club history to reach 100 homers.
- Recorded second career walk-off hit and first via home run August 5 vs. Atlanta, a pinch-hit two-run shot in the bottom of the ninth to give the Twins a 5-3 victory...it marked the first pinch-hit walk-off homer for the Twins since Michael Cuddyer on April 19, 2006 vs. Los Angeles-AL.

CAREER HIGHS

Hits: 4, 5/22/17 at BAL

RBI: 6, 8/12/15 vs. TEX

HR: 2, 8x, last 9/22/19 vs. KC

GS: 1, 9/14/19 at CLE

SB: 1, 2x, last 5/14/16 at CLE

Hit-Strike: 10, 3x, last 6/28-7/12/19

WALK-OFF HITS

4/26/16 vs. CLE (1B)

8/5/19 vs. ATL (HR)

MULTI-HR GAMES

8/12/15 vs. TEX

8/7/16 at TB

8/18/17 vs. ARI

5/23/19 at LAA

6/28/19 at CWS

7/23/19 vs. NYY

8/23/19 vs. DET

9/22/19 vs. KC



- Hit first career grand slam September 14 at Cleveland, giving the Twins a lead and eventual 9-5 win, helping extend the Twins division lead to 5.5.
- Hit 30th home run September 17 vs. Chicago-AL, off Ross Detwiler...became the fifth Twin to reach the 30-home run mark on the season (Kepler, Cruz, Garver and Rosario), setting a major league record...the homer traveled 482 ft., the second longest home run in Target Field's history, trailing Jim Thome's 490 ft. shot on July 17, 2011 vs. Kansas City.
- Hit .284 (31-for-109) with a 1.009 OPS vs. left-handed pitching and .232 (63-for-271) with an .889 OPS vs. right-handed pitching.
- Despite not making his season debut until May 16, set career highs for home runs (34), RBI (79), walks (55), slugging percentage (.576) and OPS (.923).
- 55 of his 94 hits (58.5%) went for extra-bases (19 doubles, 2 triples and 34 home runs).
- Finished first in baseball in hard-hit rate at pitches thrown 95-plus MPH (57.3%)...also ranked second in baseball in average exit velocity (94.4%), trailing only Aaron Judge (95.8%).

2018: Made Twins Opening Day roster for third time in career and was Opening Day third baseman, batting third March 29 at Baltimore...recorded an extra-base hit in six straight March 31-April 7, tied for second longest XBH streak in Twins history (Tony Oliva - 7 in 1964, Kent Hrbek - 6 in 1983 and '88, Oliva - 6 in 1971, and Kirby Puckett - 6 in 1986)...placed on 10-day disabled list on May 1 with left hamstring strain; went on rehab assignment with Triple-A Rochester, playing in nine games...returned from rehab and reinstated May 24...hit .191 (13-for-68) with 30 strikeouts for the Twins upon his return...optioned to Single-A Ft. Myers on June 14...played in 23 games between the Miracle and Triple-A Rochester, hitting .295 (23-for-78) with a .415 on-base percentage and was recalled by Minnesota July 28...missed 12 games after suffering a lower left leg bruise on September 4 at Houston, injuring himself on a slide into second base, attempting to advance on a wild pitch...came back for one game September 14 at Detroit but experienced more pain in left leg and was shut down for the rest of the season...played with Estrellas de Oriente in the Dominican Winter League, helping the club win the championship.

2017: Made Twins Opening Day roster for second time in career and was Opening Day third baseman, batting fifth April 3 vs. Kansas City; homered in second at-bat...suffered second career ejection April 22 vs. Detroit and made contact with Tigers catcher James McCann; served one-game suspension May 9 at Chicago-AL...set season high with five RBI April 30 at Kansas City...set career high with four hits May 24 at Baltimore...participated in T-Mobile Home Run Derby on July 10 at Marlins Park; was the fifth seed and defeated Mike Moustakas in round one with 11 home runs, defeated Gary Sanchez in round two with 11 home runs, then lost to Aaron Judge in the finals with 10 home runs to Judge's 11...hit .276 (83-for-301) with 21 home runs and 62 RBI in 82 games pre-All-Star break and was selected to first career All-Star team as a reserve; entered the game in the bottom of the fourth inning and played third base; went 1-for-1 and drove in the AL's first run with a single...tied career high with 10-game hitting streak June 30-July 8...missed time in early August after being hit by a pitch in same spot on left hand multiple times within a week...hit 26th home run August 13 at Detroit, setting a new single-season career high; finished with 28, second-most on club...placed on 10-day disabled list August 21 with a left shin stress reaction; reinstated September 29 and played in three games...ranked second on club in home runs (28), third in RBI (77) and runs (75), and fourth in walks (54).

2016: Made Twins Opening Day roster for first time in career and was Opening Day rightfielder, batting third April 4 at Baltimore...suffered first career ejection April 10 at Kansas City, arguing balls and strikes with home plate umpire John Hirschbeck...homered in four straight games May 25-29, one game short of the Twins record...placed on 15-day disabled list June 1 with a left hamstring strain, an injury he suffered running to first base the previous night in Oakland...reinstated from disabled list July 1...hit safely in career-high 10 straight games July 5-19...recorded second career two-homer game August 7 at Tampa Bay; set season-high with four RBI...reached 20 homers for first time in career August 12 vs. Kansas City...set Twins single-season record for strikeouts (178), which also tied for fourth in the AL...set career-highs in games (116), home runs (25), RBI (66), doubles (22), walks (54) and runs (57)...ranked second on club in home runs and RBI, third in runs, and tied for third in doubles.

2015: Optioned from Twins spring training to Double-A Chattanooga March 16...hit fifth career grand slam April 17 vs. Birmingham...hit .159 (10-for-63) in 18 April games, .303 (30-for-99) in 26 May games and .329 (26-for-79) in 22 June games, all with Chattanooga...named Twins minor league Player of the Week May 17, hitting .379 (11-for-29) with four doubles, three home runs, eight RBI, three walks and a .438 on-base percentage...named Southern League All-Star and started at third base, batting fourth for the North Division, going 2-for-5 with a double, RBI and a run...recalled from Double-A Chattanooga July 2...recorded first major league hit July 2 at Kansas City, hitting an infield single off Greg Holland...recorded first career RBI July 3 at Kansas City with a single...hit safely in first seven career games, marking the third longest for a Twin to start career...also walked six times in first seven games, tying him with Danny Ardoin for second most walks in club history in his first seven games...hit first career home run July 7 vs. Baltimore, a two-run shot off Kevin Gausman...missed two games in late July with a sprained right ankle...hit safely in season-high eight straight games twice: July 24-August 1 and September 13-20...recorded first career two-homer game August 12 vs. Texas, including six RBI, tying Twins single-game record for a rookie (Tony Oliva - 1964 and Oswaldo Arcia - 2013)...homered August 25 at Tampa Bay becoming the first player age 22-or-younger with 12 home runs within his first 45 career games since Adam Dunn (2001)...joined Orlando Cepeda (1958) and Albert Pujols (2001) as the only players that young with 12 home runs and 37 RBI in first 45 games (ESPN Stats & Info)...named AL Rookie of the Month for August after hitting .278 (27-for-97) with seven doubles, nine home runs and 26 RBI...led all AL rookies in home runs, RBI and slugging percentage (.629) in August...nine home runs tied for second most all-time among Twins rookies in any month: Jimmie Hall had 13 in August of 1963 and Tony Oliva had nine in May of 1964...hit game-winning solo home run in 12th inning September 9 at Kansas City, giving Twins a 3-2 victory...according to Elias, he became just the second rookie in the last 27 seasons (1989-2015) to hit a pinch-hit game-winning home run in the 12th inning-or-later (Lyle Overbay - 2003 and Mark Parent - 1988)...combined to hit .271 (141-for-520) with 35 doubles, 33 home runs, 100 RBI and 91 walks in 146 games between Chattanooga and Minnesota...finished eighth on Twins all-time list in home runs (18) for rookies and most since Marty Cordova hit 24 in 1995; his 53 walks ranked 10th...ranked second among AL rookies in home runs and fifth in baseball...ranked third in RBI (52) among AL rookies...among rookies with 200 at-bats, he ranked first in on-base percentage (.385) and slugging percentage (.530)...given Calvin R. Griffith Award for Most Valuable Twin and Bill Boni Award for Twins Outstanding Rookie, both awards voted on by the Twin Cities Chapter of the BBWAA...became second Twins rookie to ever win Calvin R. Griffith Award, the other being Tony Oliva in 1964...finished third in the AL Rookie of the Year voting with 20 voting points (all 3rd place votes), behind Carlos Correa (124 points) and Francisco Lindor (109 points)...named third baseman on MiLB.com Twins organizational All-Star team...named designated hitter on Topps MLB All-Star Rookie Team...ranked top prospect in Southern League by *Baseball America* (one spot in front of teammate Byron Buxton).

2014: Missed entire season due to "Tommy John" surgery on right elbow...surgery performed by Dr. David Altchek March 12...added to Twins 40-man roster November 20...ranked second best prospect in Twins system and best power hitter by *Baseball America* entering 2015...named 11th best prospect in baseball by MLB.com entering 2015.

2013: Started season with Single-A Ft. Myers and hit .368 (35-for-95) with seven doubles, nine home runs and 24 RBI in 25 April games...hit third career grand slam April 16 vs. Palm Beach...selected to play for the World Team in the SiriusXM All-Star Futures Game at Citi Field in New York;

started at third base and batted fourth, going 0-for-2 with a walk...named Florida State League Midseason All-Star; did not play due to promotion to Double-A New Britain June 10...ranked third best prospect in baseball at Midseason by *Baseball America*, behind Byron Buxton and St. Louis' Oscar Taveras...named Eastern League Player of the Week August 12, hitting .417 (10-for-24) with four doubles, three home runs, 10 RBI and five runs scored in six games for the Rock Cats...recorded four multi-homer games, all coming after June 8, one with Ft. Myers and three with New Britain...combined to hit .280 (123-for-439) with 30 doubles, five triples, 35 home runs, 103 RBI, 86 runs scored, 65 walks and 11 stolen bases in 123 games between both levels...ranked third among all minor leaguers in home runs (35), second in slugging percentage (.610) and OPS (.992), tied for second in extra-base hits (70), sixth in total bases (268), and tied for seventh in RBI (103)...his 35 home runs were tied for sixth most ever for a Twins minor leaguer (since 1961) and most since Stan Holmes hit 37 for Single-A Visalia in 1983...named third baseman on MiLB.com Twins organizational All-Star team...named High Class-A Player of the Year, minor league All-Star and High Class-A All-Star by *Baseball America*...ranked second best prospect and best power hitter in the Twins system by *Baseball America* entering 2014.

2012: Spent season with Single-A Beloit...hit first career grand slam April 6 vs. Peoria...named Twins minor league Player of the Month for April, hitting .276 (24-for-87) with five doubles, six home runs, 21 RBI and 17 runs scored...named Twins minor league Player of the Week May 4, hitting .500 (10-for-20) with two home runs and nine RBI...named Midwest League Player of the Week August 20...named Midwest League All-Star Game selection...led Midwest League in home runs (28), RBI (100) and total bases (238), and second in walks (80)...named Midwest League Prospect of the Year, Midwest League Mid- and Postseason All-Star...*Baseball America* Second-Team minor league All-Star...named *Baseball America* Low Class-A All-Star...ranked second best prospect in the Midwest League by *Baseball America*...named third baseman on MiLB.com's Twins organizational All-Star team...named top prospect in Twins organization by *Baseball America* entering 2013, ninth best prospect in baseball by *Baseball America* and 12th best prospect in baseball by MLB.com.

2011: Spent season with Rookie Elizabethton...named Twins minor league Player of the Week July 8...recorded first career multi-homer game July 19 vs. Bristol (3 on the season)...Appalachian League Player of the Week August 1-7 and August 29-September 5...named Appalachian League Postseason All-Star and *Baseball America* rookie All-Star...ranked top prospect in Appalachian League by *Baseball America*...named top prospect in Twins organization by *Baseball America* entering 2012, 18th best prospect in baseball by *Baseball America* and 23rd best prospect in baseball by MLB.com...named third baseman on MiLB.com's 2011 Twins organizational All-Star team.

2010: Began professional career with DSL Twins...homered in first career at-bat, hitting a solo home run in the first inning vs. DSL White Sox...named Twins minor league Player of the Week August 27...led team in average (.344), on-base percentage (.463) and slugging percentage (.547)...transferred to GCL Twins July 5...finished second on club in doubles (14) and slugging percentage (.466)...ranked second best prospect in Gulf Coast League by *Baseball America*...ranked third best prospect and best power hitter in the Twins organization by *Baseball America*...ranked 60th best prospect in baseball by *Baseball America* entering 2011...named to MiLB.com's Twins organizational All-Star team.

2009: Ranked as the Twins fourth best prospect and 94th best in baseball by *Baseball America* entering the 2010 season.

PROFESSIONAL: Signed by Twins as undrafted free agent October 9, 2009; signed by Twins scout Fred Guerrero.

SAND'S PLAYING RECORD																			
YEAR	CLUB	AVG	G	AB	R	H	2B	3B	HR	RBI	SH	SF	HB	BB	SO	SB	CS	OBP	OPS
2010	DSL Twins	.344	20	64	11	22	2	1	3	10	0	1	1	14	17	2	1	.463	1.009
	GCL Twins	.291	41	148	23	43	14	0	4	19	1	1	1	10	43	2	2	.338	.804
2011	Elizabethton	.292	66	267	58	78	18	7	20	59	0	1	2	23	77	5	4	.352	.988
2012	Beloit	.258	129	457	75	118	28	4	28	100	0	8	8	80	144	8	3	.373	.893
2013	Ft. Myers	.330	56	206	51	68	15	2	16	48	0	2	6	29	61	9	2	.424	1.079
	New Britain	.236	67	233	35	55	15	3	19	55	0	3	4	36	81	2	1	.344	.915
2014	DID NOT PLAY - INJURED																		
2015	Chattanooga	.274	66	241	55	66	18	1	15	48	0	4	3	38	68	5	1	.374	.918
	MINNESOTA	.269	80	279	46	75	17	1	18	52	0	2	1	53	119	1	1	.385	.916
2016	Rochester	.160	8	25	3	4	1	0	2	2	0	0	0	5	10	0	0	.300	.740
	MINNESOTA	.236	116	437	57	103	22	1	25	66	0	3	1	54	178	1	0	.319	.781
2017	MINNESOTA	.264	114	424	75	112	15	2	28	77	0	1	4	54	173	0	0	.352	.859
2018	Ft. Myers	.328	19	64	11	21	2	0	2	12	0	0	0	13	21	0	0	.442	.895
	Rochester	.267	9	30	2	8	1	0	2	5	0	0	0	6	8	0	0	.389	.889
2019	MINNESOTA	.199	71	266	32	53	14	0	13	41	0	2	0	31	115	0	0	.281	.679
	Ft. Myers	.800	2	5	1	4	0	0	1	3	0	0	1	1	0	0	0	.857	2.257
2019	Pensacola	.200	5	20	1	4	2	0	1	5	0	2	0	1	7	0	0	.217	.667
	Rochester	.308	3	13	2	4	2	0	0	1	0	0	0	1	7	0	0	.357	.819
2019	MINNESOTA	.247	105	380	76	94	19	2	34	79	0	1	3	55	159	0	1	.346	.923
	Minor League Totals	.279	491	1773	328	495	118	18	113	367	1	22	26	257	544	33	14	.374	.932
Major League Totals		.245	486	1786	286	437	876	6	118	315	0	9	8	247	744	2	2	.338	.836

SAND'S CAREER FIELDING RECORD									
POSITION	PCT	G	PO	A	E	TC	DP	PB	
Third Base	.938	280	200	508	47	755	41	—	
Outfield	.962	38	75	0	3	78	0	—	
First Base	.971	31	188	15	6	209	17	—	
Totals	.946	349	463	523	56	1042	59	—	

SAND'S ALL-STAR GAME RECORD																			
YEAR	HOST	AVG	G	AB	R	H	2B	3B	HR	RBI	SH	SF	HBP	BB	SO	SB	CS	OBP	OPS
2017	Miami	1.000	1	1	1	1	0	0	0	1	0	0	0	0	0	0	0	1.000	1.000



16 JONATHAN SCHOOP



SECOND BASEMAN

H/W: 6-1/225
Age: 27
Born: 10/16/91 in Willemstad, Curacao
Resides: Willemstad, Curacao

B/T: R/R

Acquired: Signed as free agent, 12/6/18
M.L. Service: 6 years, 27 days
Contract Status: Signed thru 2019

PERSONAL: Jonathan Rufino Jezus Schoop (pronounced scope)...Instagram: @mamba_869...has a daughter, Jae'Lyane Isabelle, and a son, Jae' Lan Elijah...played on the Little League World Series championship team from Willemstad, Curacao in 2004, recorded the save in the finale against Thousand Oaks, CA...is one of 15 players from Curacao to play Major League Baseball...one of 12 players from Willemstad, and one of five current players: Andrelton Simmons, Ozzie Albies, Kenley Jansen, and Jurickson Profar...Schoop's brother, Sharlon, recently played in the Baltimore organization; was originally signed by San Francisco in 2005...nicknamed by teammates in minor leagues "Mamba" after Kobe Bryant for his love of playing basketball.

CAREER HIGHLIGHTS: Twins mark third organization: Baltimore (2009-18), Milwaukee (2018)...named to 2017 AL All-Star team...named AL Player of the Week in July 2018 and July 2017...named Louis M. Hatter Most Valuable Player with Orioles in 2017...played for team Netherlands in the World Baseball Classic in 2009, '13 and '17...named Brooks Robinson Orioles minor league Player of the Year in 2011...fifth-best prospect in Orioles system by *Baseball America* in 2013 and third best in 2012.

2019:

- Spent first season with Twins and was Opening Day second baseman March 28 vs. Cleveland - sixth career Opening Day roster/start.
- Ninth career multi-homer game April 9 at New York-NL and first as a Twin...recorded four more multi-homer games on season: April 20 at Baltimore, May 18 at Seattle, May 23 at Los Angeles-AL and August 28 at Chicago-AL...five multi-homer games tied for second best by a second baseman in baseball history (Chase Utley - 7 for Philadelphia in 2006)...all five of his multi-homer efforts came on the road.
- Tied career-high with five RBI May 18 at Seattle.
- Hit .311 (14-for-45) with five home runs and a 1.029 OPS in 15 August games.
- Played 25 games in March/April, 25 games in May and 21 in June, but 16 in July, 15 in August and 19 in September, splitting time with Luis Arraez in mid-July and starting more against lefties.
- Hit Twins' 300th home run of season September 26 at Detroit, off José Cisnero...Twins became the first team in baseball history to reach 300 home runs.
- Played in 800th career game September 27 at Kansas City.
- Hit .277 (31-for-112) with a .917 OPS vs. left-handed pitching and .249 (80-for-321) with a .727 OPS vs. right-handed pitching.
- Finished with 22 home runs as second baseman, fifth most in club history for the position...fourth most home runs at the position in baseball.

2018: Began fifth season with Baltimore as their Opening Day second baseman March 29 vs. Minnesota...placed on 10-day disabled list April 14 with a right oblique strain; appeared in four games between Single-A Frederick, Double-A Bowie and Triple-A Norfolk, returned from rehab and reinstated May 8...recorded eighth career multi-homer game July 5 at Minnesota homering off Aaron Slegers and Addison Reed...named American League Player of the Week July 29, hitting .379 (11-for-29) with five home runs and 13 RBI in six games for the Orioles...homered in five straight games July 22-27...hit .360 (36-for-100) with seven doubles, nine home runs, 19 RBI and a 1.056 OPS in 24 July games...acquired by Milwaukee July 31 in exchange for infielders Jonathan Villar and Jean Carmona, and right-handed pitcher Luis Ortiz...hit third career grand slam and tied career-high with five RBI September 9 vs. San Francisco, off Madison Bumgarner...hit 20 home runs as a second baseman, tied for fourth most in baseball...combined to hit .233 (110-for-473) with 22 doubles, 21 home runs, 61 RBI and 61 runs scored in 131 games between Baltimore and Milwaukee...played 116 games (102 starts) at second base and 17 games (13 starts) between both teams at shortstop.

2017: Appeared in seven games for Team Netherlands in the 2017 World Baseball Classic, hitting .300 (6-for-27) with four RBI and four runs scored...posted a career-high 26-game on-base streak from April 12-May 12 (.344/.385/.613)...selected to the 2017 All-Star Game, his first career All-Star Game selection...went 1-for-1 with one double, and one run, while playing 30 innings at second base...named AL Player of the Week for the week of July 17-23; hit .433/.438/.800 and his three home runs tied for most in the AL...his 51 RBI since the All-Star break were the 15th-most in majors and ranked eighth-most in the American League...recorded his first career 100 RBI season and became the fastest Oriole to reach 100 RBI (August 31) since Chris Davis in 2013...recorded his second career walk-off hit on September 1 vs. Toronto, an RBI double in the bottom of the 13th inning...finished with 32 home runs, a team record for second basemen...voted the winner of the 2017 Louis M. Hatter Most Valuable Oriole Award by members of the local media...led the Orioles and set career-highs in hits (182), runs (92), RBI (105), and slugging percentage (.503)...ranked sixth in the American League and tied for 12th in the majors with 105 RBI...ranked sixth in the American League in hits (182) and tied for fourth in multi-hit games (53)...his 67 extra-base hits were tied for 12th-most in the American League...his 66 extra-base hits as a

CAREER HIGHS

Hits: 4, 3x, last 8/25/17 at BOS
RBI: 5, 4x, last 5/18/19 at SEA
HR: 2, 13x, last 8/28/19 vs. HOU
GS: 3, last 9/9/18 vs. SF
SB: 1, 8x, last 5/31/19 at TB
Hit-Streak: 12, 2x, last 7/13-29/18

WALK-OFF HITS

7/10/15 vs. WAS (HR)
9/1/17 vs. TOR (2B)
7/10/18 vs. NYY (1B)

MULTI-HR GAMES

5/26/14 at MIL
9/13/15 vs. KC
4/15/16 at TEX
5/14/16 vs. DET
6/6/17 vs. PIT
6/17/17 vs. STL
5/12/18 vs. TB
7/5/18 at MIN
4/9/19 at NYM
4/20/19 at BAL
5/18/19 at SEA
5/23/19 at LAA
8/28/19 at CWS



second baseman ranked fourth-most in the majors...one of four (Arenado, Lamb, Shaw) infielders (excluding 1B), and the only American League infielder, with 30-or-more home runs and at least 100 RBI.

2016: Third career Opening Day start with Baltimore, starting at second base April 4 vs. Minnesota...slugged his fourth career multi-home run game, hit his second career grand slam, and logged a career-high five RBI May 14 vs. Detroit...hit first major league triple May 12 vs. Detroit...hit a go-ahead, two-run, two-out double in the 14th inning July 6 game at Los Angeles-NL, the time of game was 5:26...collected career-high tying five RBI September 30 at New York-AL...64 of his 164 hits went for extra bases (38 doubles, 1 triple, 25 home runs)...tied for first on the team with 13 game-winning RBI (also Chris Davis)...started at second base in the 2016 AL Wild Card Game at TOR (0-for-4).

2015: Second career Opening Day roster with Baltimore and spent majority of his season with Orioles...posted a career-high 12-game hitting streak, September 7-19...hit his first career walk-off home run in the bottom of the ninth inning July 10 vs. Washington...placed on the 15-day disabled list April 18 with a sprained right knee...transferred to the 60-day DL June 16...played nine games on rehab assignment with Single-A Frederick and Double-A Bowie...reinstated from the 60-day DL July 5...hit first career grand slam April 11 vs. Toronto, off Todd Redmond...32 of his 85 hits were for extra bases.

2014: Made first career Opening Day start for the Orioles March 31 vs. Boston, playing second base and going 1-for-3...ranked eighth among all major league second basemen with 89 doubles plays turned...fourth among AL second basemen with a .987 fielding percentage and fifth with 16 Total Line Runs and a 4.84 Range Factor/9.0 innings...Orioles went 14-1 in games in which he homered...started all seven postseason games, batting .190/.292/.238 with a double and two RBI in 24 plate appearances.

2013: Hit .214/.313/.464 with two home runs in eight games for the Netherlands in the World Baseball Classic during spring training...began season with Triple-A Norfolk (Baltimore), hitting .256/.301/.396 with nine home runs and 34 RBI in 289 plate appearances while playing second base and shortstop for the Tides...did not play May 13-July 25 due to a stress fracture in lower back...made major league debut September 25 vs. Toronto...went 2-for-3, with a walk, a home run, three runs, and one RBI; became the second Oriole in club history to hit a home run in his first major league game (also Larry Haney, July 27, 1966 vs. Cleveland)...played for championship winning Surprise in the Arizona Fall League, going 1-for-3 with a run scored in the championship game...named the Orioles fifth best overall prospect by *Baseball America*...named a top 100 overall prospect by *Baseball Prospectus* (82) and *ESPN.com* (86).

2012: Spent the entire season with Double-A Bowie (Baltimore)...led team in home runs (14) and at-bats (485)...ranked second in games played (124), hits (119), runs (68), and total bases (187)...ranked third in doubles (24) and RBI (56)...named the third-best prospect in the Orioles organization after the season by *Baseball America*...named best power hitter and best infield arm in the Orioles system by *Baseball America*.

2011: Named the Orioles Brooks Robinson Minor League Player of the Year for his time in Single-A Delmarva and Single-A Advanced Frederick (Baltimore)...named the third-best Orioles prospect and No. 82 overall prospect in baseball after the season by *Baseball America*...hit a combined .290 with 13 home runs, 71 RBI, and a .781 OPS in 128 games...named the Orioles Minor League Player of the Month for August, the Carolina League Player of the Week August 8-14, and was selected to play in the Futures Game in Arizona as the Orioles representative on the World Team...in the Carolina League playoffs, went 11-for-35 (.314).

2010: Led the GCL Orioles with three home runs and was second with 16 RBI despite playing just 17 games with the club...split season between GCL, Rookie-Level Bluefield and Single-A Frederick, combining to hit .290 (62-for-214) with 18 doubles, five home runs and 35 RBI in 62 games...named 10th-best prospect in the Orioles organization by *Baseball America* following the season.

2009: Spent first professional season with DSL Orioles, leading the club in games (68) and RBI (35), and third in stolen bases (11).

PROFESSIONAL: Signed by the Orioles as an undrafted free agent August 20, 2008; signed by Orioles scout Ernst Meyer.

SCHOOP'S ALL-STAR GAME RECORD																			
YEAR	HOST	AVG	G	AB	R	H	2B	3B	HR	RBI	SH	SF	HBP	BB	SO	SB	CS	OBP	OPS
2017	Miami	1.000	1	1	1	1	1	0	0	0	0	0	0	0	0	0	0	1.000	1.000

SCHOOP'S WORLD BASEBALL CLASSIC RECORD																			
YEAR	CLUB	AVG	G	AB	R	H	2B	3B	HR	RBI	SH	SF	HBP	BB	SO	SB	CS	OBP	OPS
2009	Netherlands	.048	6	21	2	1	0	0	0	1	0	0	0	--	7	0	0	.087	.135
2013	Netherlands	.214	8	28	3	6	1	0	2	6	0	0	0	--	8	0	0	.313	.777
2017	Netherlands	.222	7	27	4	6	0	0	1	5	0	0	0	--	5	0	0	.300	.633
WBC Totals		.171	21	76	9	13	1	0	3	12	0	0	0	--	20	0	0	--	--

SCHOOP'S PLAYING RECORD																			
YEAR	CLUB	AVG	G	AB	R	H	2B	3B	HR	RBI	SH	SF	HB	BB	SO	SB	CS	OBP	OPS
2009	GCL Orioles	.239	68	247	28	59	7	3	0	35	6	1	6	24	39	11	3	.320	.612
2010	Frederick	.238	6	21	5	5	3	0	0	3	0	0	0	1	4	0	0	.273	.654
	Bluefield	.316	39	133	16	42	11	1	2	16	3	0	0	12	14	1	1	.372	.831
	GCL Orioles	.250	17	60	11	15	4	0	3	16	0	2	1	7	7	0	0	.329	.795
2011	Frederick	.271	77	299	37	81	12	2	5	37	4	0	4	22	44	6	3	.329	.704
	Delmarva	.316	51	212	45	67	12	3	8	34	1	3	2	20	32	6	4	.376	.890
2012	Bowie	.245	124	485	68	119	24	1	14	56	6	5	9	50	103	5	3	.324	.710
2013	Norfolk	.256	70	270	30	69	11	0	9	34	0	1	5	13	55	1	2	.301	.697
	Aberdeen	.571	3	14	3	8	1	0	2	9	0	0	0	1	1	0	1	.600	1.671
	GCL Orioles	.360	8	25	9	9	2	0	3	9	0	1	0	6	6	0	0	.469	1.269
	BALTIMORE	.286	5	14	5	4	0	0	1	1	0	0	0	1	2	0	0	.333	.833
	BALTIMORE	.209	137	455	48	95	18	0	16	45	5	0	8	13	122	2	0	.244	.598
2015	Bowie	.240	7	25	3	6	2	0	3	6	0	0	0	1	6	0	0	.269	.949
	Frederick	.333	2	9	2	3	0	0	1	1	0	0	0	0	3	0	0	.333	1.000
	BALTIMORE	.279	86	305	34	85	17	0	15	39	1	2	4	9	79	2	0	.306	.788
2016	BALTIMORE	.267	162	615	82	164	38	1	25	82	0	3	8	21	137	1	2	.298	.752
2017	BALTIMORE	.293	160	622	92	182	35	0	32	105	0	7	11	35	142	1	0	.338	.841
2018	Norfolk	.125	2	8	0	1	0	0	0	0	0	0	0	0	5	0	0	.125	.250
	Bowie	.000	1	2	0	0	0	0	0	0	0	0	0	0	1	0	0	.000	.000
	Frederick	.333	1	3	0	1	0	0	0	2	0	0	0	1	0	0	0	.500	.833
	BALTIMORE	.244	85	349	45	85	18	1	17	40	1	2	3	12	74	0	1	.273	.720
	MILWAUKEE	.202	46	124	16	25	4	0	4	21	0	2	1	7	41	1	0	.246	.577
2019	MINNESOTA	.256	121	433	61	111	23	1	23	59	0	1	10	20	116	1	1	.304	.777
Minor League Totals		.268	476	1813	257	485	89	10	50	258	20	13	27	158	320	30	17	.333	.744
Major League Totals		.257	802	2917	383	751	153	3	133	392	7	17	45	118	713	8	4	.295	.744

SCHOOP'S CAREER FIELDING RECORD								
POSITION	PCT	G	PO	A	E	TC	DP	PB
Second Base	.980	761	1314	2053	67	3436	546	—
Shortstop	.982	22	15	39	1	55	8	—
Third Base	.902	17	13	24	4	41	0	—
Totals	.980	800	1342	2116	72	3532	554	—

SCHOOP'S WILD CARD RECORD																			
YEAR	OPPONENT	AVG	G	AB	R	H	2B	3B	HR	RBI	SH	SF	HBP	BB	SO	SB	CS	OBP	OPS
2016	Toronto	.000	1	4	0	0	0	0	0	0	0	0	0	0	1	0	0	.000	.000

SCHOOP'S DIVISION SERIES RECORD																			
YEAR	OPPONENT	AVG	G	AB	R	H	2B	3B	HR	RBI	SH	SF	HBP	BB	SO	SB	CS	OBP	OPS
2018	Colorado	.000	2	2	0	0	0	0	0	0	0	0	0	0	1	0	0	.000	.000

SCHOOP'S LEAGUE CHAMPIONSHIP RECORD																			
YEAR	OPPONENT	AVG	G	AB	R	H	2B	3B	HR	RBI	SH	SF	HBP	BB	SO	SB	CS	OBP	OPS
2014	Kansas City	.091	4	11	1	1	0	0	0	0	0	0	0	2	3	1	0	.231	.091
2018	Los Angeles-NL	.000	2	6	0	0	0	0	0	0	0	0	0	0	2	0	0	.000	.000
League Championship Totals		.059	6	17	1	1	0	0	0	0	0	0	0	2	5	1	0	.158	.217



31 DEVIN SMELTZER



LEFT-HANDED PITCHER

H/W: 6-3/185

B/T: R/L

Age: 24

Born: 9/7/1995 in Voorhees, NJ

Resides: - -

Acquired: Via Trade with Los Angeles-NL (7/31/2018)

M.L. Service: 53 days

Contract Status: Signed thru 2019

PERSONAL: Devin Paul Smeltzer...when Smeltzer was just nine years old, he was diagnosed with pelvic rhabdomyosarcoma (bladder cancer), as a tumor had formed against his bladder that was connected to his prostate...he underwent surgery and chemotherapy at St. Christopher's Hospital for Children in Philadelphia, Pennsylvania, and sent the cancer into full remission in 2012...while he fought off the cancer, he lost a substantial amount of weight as the radiation and chemotherapy weakened his immune system, leading to frequent vomiting...the lefty, who's worn glasses and a goatee for the majority of his professional career, continues to offer support to others fighting cancer through his Catch Cancer Looking apparel...all proceeds benefit Katie's Crusaders, an organization focused on helping cover expenses for pediatric cancer survivors.

2019:

- Combined to post a 3.02 ERA (104.1 IP, 32 ER) in 20 games (19 starts) between Double-A Pensacola and Triple-A Rochester, going 4-5.
- Began season with Double-A Pensacola...earned the Twins minor league Pitcher of the Week and Southern League Player of the Week April 14 after making two starts, going 2-0, 0.00 ERA (14.0 IP) with five hits allowed, two walks and 17 strikeouts.
- Made five starts with the Blue Wahoos, posting a 0.60 ERA (30.0 IP, 2 ER) before being promoted to Triple-A Rochester May 2.
- Went 0-1, 1.82 ERA (24.2 IP, 5 ER) in four starts for the Red Wings and had contract selected by Minnesota May 28.
- Made major league debut May 28 vs. Milwaukee...became fourth Twins starter in history to throw 6.0-or-more shutout innings in his debut, joining Andrew Albers (8.1 on August 6, 2013), Anthony Swarzak (7.0 on May 23, 2009) and Eric Milton (6.0 on April 5, 1998)...recorded seven strikeouts, one shy of the franchise record in a debut set by Boof Bonser on May 21, 2006 at Milwaukee...became just the fifth Twins pitcher to record seven-or-more strikeouts, joining Bonser, Yohan Pino (7 in 2014), Darrell Jackson (7 in 1978) and Bert Blyleven (7 in 1970)...was matched by Lewis Thorpe, who struck out seven in his debut against Chicago-AL on June 30, marking the first time in Senators/Twins history to have multiple rookies strike out seven-plus batters in their debuts in the same season.
- Had five overall stints with the Twins on season.
- Earned first major league win August 4 vs. Kansas City, pitching 6.0 shutout innings with two hits allowed, one walk and four strikeouts.
- Posted a 2.93 ERA (30.2 IP, 10 ER) in seven home games (3 starts) for the Twins and a 5.40 ERA (18.1 IP, 11 ER) in four road games (3 starts).
- Held left-handed hitters to a .316 batting average and right-handed hitters to a .252 average with Minnesota.

2018: Spent the entire season in Double-A, first with the Tulsa Drillers (LAD), where he went 5-5 with a 4.73 ERA (83.2 IP, 44 ER) in 23 games (14 starts), and was named a Mid-Season All-Star...after being acquired by the Twins at the trade deadline, he made 10 relief appearances for the Lookouts, pitching 12.0 innings, allowing six runs (4 earned) with 16 strikeouts...played for the Salt River Rafter in the Arizona Fall League, and was selected to play in the Fall Stars Game...recorded two outs, allowing one run on a walk with two strikeouts.

2017: Started season with Single-A Great Lakes, where he pitched in 10 games (all starts), and allowed 22 earned runs in 52.1 innings pitched (3.78 ERA)...was promoted to High-A Rancho Cucamonga, where he pitched in 16 games (15 starts), amassing a 5-4 record with a 4.40 ERA (90.0 IP, 44 ER), with 102 strikeouts and just 18 walks.

2016: Made his professional debut with Rookie Arizona League Dodgers, pitching 11 games out of the bullpen, yielding 10 runs (9 earned) in 10.2 innings pitched...first professional game came on July 8 vs. the AZL Indians, who batted catcher Roberto Pérez third that day, in one of what would be only nine games for him in the Minors during an injury-plagued campaign.

PROFESSIONAL: Was originally selected by the San Diego Padres in the 33rd round of the 2014 MLB First-Year Player Draft, but did not sign...was later drafted in the fifth round (No. 161 overall) in the 2016 First-Year Player Draft by the Los Angeles Dodgers...was acquired by the Twins on July 31, 2018 along with infielder/outfielder Luke Raley and infielder Logan Forsythe in exchange for infielder Brian Dozier.

CAREER HIGHS

IP: 6.1, 6/4/19 at CLE

SO: 7, 5/28/19 vs. MIL

Walks: 3, 2x, last 8/9/19 vs. CLE

CG: - -

Low-Hit CG: - -

Win-Streak: 1, 2x, last 9/26/19 at DET



SMELTZER'S PITCHING RECORD																			
YEAR	CLUB	W-L	ERA	G	GS	CG	SH	SV	IP	H	R	ER	HR	HB	BB	SO	WP	K/9	BAA
2016	AZL Dodgers	0-2	7.59	11	0	0	0	0	10.2	16	10	9	0	0	6	12	0	10.1	.390
2017	Rancho Cucamonga	5-4	4.40	16	15	0	0	0	90.0	107	56	44	10	3	18	102	5	10.2	.287
	Great Lakes	2-3	3.78	10	10	0	0	0	52.1	40	23	22	6	1	12	57	1	9.8	.211
2018	Tulsa	5-5	4.73	23	14	0	0	0	83.2	94	48	44	9	5	19	67	2	7.2	.281
	Chattanooga	0-0	3.00	10	0	0	0	4	12.0	14	6	4	0	1	2	16	1	12	.280
2019	Pensacola	3-1	0.60	5	5	0	0	0	30.0	19	3	2	0	1	3	33	0	9.9	.183
	Rochester	1-4	3.63	15	14	0	0	0	74.1	68	32	30	14	3	19	71	4	8.6	.241
	MINNESOTA	2-2	3.86	11	6	0	0	0	49.0	50	23	21	8	1	12	38	1	6.9	.265
Minor League Totals		16-19	3.95	90	58	0	0	4	353.0	358	178	155	39	14	79	358	13	9.1	.260
Major League Totals		2-2	3.86	11	6	0	0	0	49.0	50	23	21	8	1	12	38	1	6.9	.265


SMELTZER'S CAREER FIELDING RECORD									
POSITION	PCT	G	PO	A	E	TC	DP	PB	
Pitcher	1.000	11	0	3	0	3	0	—	

SMELTZER'S GAME LOGS																				
DATE	OPP.	W	L	SV	SVO	HLD	ERA	GS	CG	IP	H	R	ER	HR	BB	IBB	HB	SO	AVG	#PIT
5/28	Mil	0	0	0	0	0	0.00	1	0	6.0	3	0	0	0	0	0	0	7	.150	69
MAY TOTALS		0	0	0	0	0	0.00	1	0	6.0	3	0	0	0	0	0	0	7	.150	69
6/4	@Cle	0	1	0	0	0	3.65	1	0	6.1	5	5	5	4	3	0	0	2	.186	82
JUNE TOTALS		0	1	0	0	0	3.65	1	0	6.1	5	5	5	4	3	0	0	2	.217	82
7/7	Tex	0	0	0	0	0	3.24	0	0	4.1	5	1	1	0	1	0	0	4	.217	65
7/24	NYN	0	0	0	0	0	2.91	0	0	5.0	5	1	1	1	0	0	0	4	.228	63
JULY TOTALS		0	0	0	0	0	1.93	0	0	9.1	10	2	2	1	1	0	0	8	.278	128
8/4	KC	1	0	0	0	0	2.28	1	0	6.0	2	0	0	0	1	0	0	4	.204	90
8/9	Cle	0	1	0	0	0	3.66	1	0	4.1	7	6	6	0	3	0	0	4	.229	81
8/15	@Tex	0	0	1	1	0	4.00	0	0	4.0	7	3	3	1	1	0	0	2	.254	71
AUGUST TOTALS		1	1	1	1	0	5.65	2	0	14.1	16	9	9	1	5	0	0	10	.291	242
9/8	Cle	0	0	0	0	0	4.05	0	0	4.0	5	2	2	2	1	0	0	5	.260	62
9/14	@Cle	0	0	0	0	0	3.77	1	0	3.0	1	0	0	0	1	0	1	1	.250	49
9/20	KC	0	0	0	0	1	3.68	0	0	1.0	0	2	0	0	1	0	0	1	.244	19
9/26	@Det	1	0	0	0	0	3.86	1	0	5.0	10	3	3	0	0	0	0	4	.265	81
SEPTEMBER TOTALS		1	0	0	0	1	3.46	2	0	13.0	16	7	5	2	3	0	1	11	.291	211

TWINS MILESTONE WINS				
WIN	DATE	OPPONENT	SCORE	WINNING PITCHER
1	April 11, 1961	at New York-AL	6-0	Pedro Ramos
500	August 23, 1966	at Washington	7-0	Jim Kaat
1,000	July 12, 1972	vs. Milwaukee	7-1	Bert Blyleven
1,500	August 17, 1978	vs. Kansas City	6-5	Roger Erickson
2,000	September 25, 1985	at Texas	5-1	Bert Blyleven
2,500	September 28, 1991	at Toronto	5-0	Jack Morris
3,000	May 4, 1999	vs. New York-AL	8-4	Mike Lincoln
3,500	May 7, 2005	at Tampa Bay	8-1	Kyle Lohse
4,000	September 12, 2010	at Cleveland	6-2	Kevin Slowey
4,500	September 29, 2017	vs. Detroit	6-3	José Berrios



61 CODY STASHAK



RIGHT-HANDED PITCHER

H/W: 6-2/169 B/T: R/R
Age: 25
Born: 6/4/1994 in Somers Point, NJ
Resides: Mays Landing, NJ

Acquired: 13th RD of 2015 MLB Draft
M.L. Service: 58 days
Contract Status: Signed thru 2019

PERSONAL: Cody William Stashak...played his junior season for St. John's University where he went 7-4, 3.57 ERA (85.2 IP, 34 ER) with 69 strikeouts...attended Cumberland County College from 2013-14 and was a Third-Team NJCAA Division III All-American and First-Team All-Region XIX selection as a sophomore...made 27 appearances, including 21 starts, in two seasons with the Dukes...went 16-5 with one save and a 2.92 ERA...tossed two no-hitters and seven complete games...totaled 130 strikeouts in 129.1 innings...also hit .359 (124-for-345) with 23 doubles, seven triples, seven home runs and 91 RBI in 104 games... helped squad win 2014 Region XIX Championship and finished second at 2014 NJCAA Division III World Series...team reached No. 1 in national rankings and finished 2014 season with a 49-10 record...graduated from Oakcrest (NJ) High School where he was a three-time Cape-Atlantic League All-American Conference selection for the Falcons...was a Third-Team All-State honoree as a senior...earned First-Team All-Group 3, First-Team All-South Jersey and First-Team All-American Conference honors as a senior...was a Second-Team All-American Conference choice as a junior...earned honorable mention All-American Conference accolades as a sophomore.

CAREER HIGHS

IP: 3.1, 8/31/19 at DET
SO: 4, 8/6/19 vs. ATL
Walks: 1, 9/8/29 vs. CLE
CG: --
Low-Hit CG: --
Win-Streak: --



2019:

- Started season with Double-A Pensacola.
- Made 19 appearances for the Blue Wahoos, going 2-3, 4.76 ERA (28.1 IP, 15 ER), five walks, 40 strikeouts and four saves.
- Promoted to Triple-A Rochester June 9.
- Made 12 appearances for the Red Wings, going 5-0, 1.61 ERA (22.1 IP, 4 ER), four walks, 31 strikeouts and a .193 opponent batting average from June 11-July 18.
- Had contract selected by Minnesota July 22 and had two different stints with the Twins.
- Made major league debut July 23 vs. New York-AL, pitching 2.0 scoreless innings...recorded first career strikeout, fanning Gio Urshela.
- Was the Opener in his first career major league start September 28 at Kansas City, allowing one run on two hits in 2.0 innings pitched.
- Struck out 25 batters against only one walk in his 25.0 major league innings pitched...finished with 74 strikeouts and nine walks in 53.1 innings pitched at the minor league level.

2018: Split the season with Single-A Ft. Myers and Double-A Chattanooga, he went 2-1 with an 2.87 ERA (59.2 IP, 19 ER) with 15 walks and 74 strikeouts.

2017: Started season with Single-A Ft. Myers...placed on disabled list twice: May 22 with a right oblique strain and July 25 with right shoulder impingement...made rehab appearances with GCL Twins...reinstated August 25 and transferred to Double-A Chattanooga.

2016: Split time between Single-A Cedar Rapids and Single-A Ft. Myers...combined to go 10-5, 2.80 ERA (122.0 IP, 38 ER) between two levels...pitched 8.0 one-hit innings in 1-0 victory over Wisconsin July 7...eight wins in Cedar Rapids led team...transferred to Fort Myers August 4...placed on disabled list August 15 to August 24...did not allow a run over final 13.2 innings with the Miracle.

2015: Made his professional debut with Rookie Elizabethton in the starting rotation...allowed one run in his first three starts (15.0 IP)...placed on disabled list August 2 with a right shoulder injury; reinstated August 11...did not allow an earned run in his two starts following reinstatement (10.0 IP), then allowed 10 runs in final two starts of the season (4.2 IP).

PROFESSIONAL: Selected by the Twins in the 13th round (380th overall) of the 2015 First-Year Player Draft; signed by scout John Wilson.

STASHAK'S CAREER FIELDING RECORD

POSITION	PCT	G	PO	A	E	TC	DP	PB
Pitcher	1.000	18	0	2	0	2	0	—

STASHAK'S PITCHING RECORD																			
YEAR	CLUB	W-L	ERA	G	GS	CG	SH	SV	IP	H	R	ER	HR	HB	BB	SO	WP	K/9	BAA
2015	Elizabethhton	5-2	3.43	10	10	0	0	0	44.2	39	19	17	4	2	11	53	3	10.7	.234
2016	Cedar Rapids	8-5	3.16	18	17	0	0	1	105.1	90	38	37	4	3	30	80	7	6.8	.233
	Ft. Myers	2-0	0.54	3	3	0	0	0	16.2	13	1	1	0	0	3	10	0	5.4	.217
2017	Ft. Myers	3-4	3.89	16	16	0	0	0	83.1	72	40	36	7	4	20	72	5	7.8	.236
	GCL Twins	1-0	3.18	3	0	0	0	0	5.2	5	2	2	0	1	0	8	0	12.7	.238
	Chattanooga	0-0	0.00	3	0	0	0	0	6.0	4	0	0	0	0	0	10	0	15.0	.190
2018	Ft. Myers	1-0	4.50	2	0	0	0	0	4.0	2	2	2	1	0	2	5	0	11.3	.143
	Chattanooga	1-1	2.75	35	2	0	0	4	55.2	47	18	17	4	1	13	69	3	11.2	.230
2019	Pensacola	2-3	4.76	19	0	0	0	4	28.1	28	25	15	4	2	5	40	0	12.7	.250
	Rochester	5-0	1.44	14	2	0	0	0	25.0	17	5	4	1	0	4	34	0	12.2	.185
	MINNESOTA	0-1	3.24	18	1	0	0	0	25.0	29	9	9	3	1	1	25	0	9.0	.287
Minor League Totals		28-15	3.15	123	50	0	0	9	374.2	317	150	131	25	13	88	381	18	9.2	.229
Major League Totals		0-1	3.24	18	1	0	0	0	25.0	29	9	9	3	1	1	25	0	9.0	.287

STASHAK'S GAME LOGS																				
DATE	OPP.	W	L	SV	SVO	HLD	ERA	GS	CG	IP	H	R	ER	HR	BB	IBB	HB	SO	AVG	#PIT
7/23	NY Yankees	0	0	0	0	0	0.00	0	0	2.0	4	0	0	0	0	0	0	3	.444	30
7/27	@CWS	0	0	0	0	0	3.00	0	0	1.0	2	1	1	0	0	0	0	0	.429	18
JULY TOTALS		0	0	0	0	0	3.00	0	0	3.0	6	1	1	0	0	0	0	3	.429	48
8/1	@Mia	0	1	0	0	0	4.50	0	0	1.0	1	1	1	1	0	0	0	0	.389	14
8/3	KC	0	0	0	0	0	3.00	0	0	2.0	1	0	0	0	0	0	0	2	.320	18
8/6	Atl	0	0	0	0	0	5.87	0	0	1.2	5	3	3	0	0	0	0	4	.371	44
8/11	Cle	0	0	0	0	0	5.40	0	0	0.2	0	0	0	0	0	0	0	0	.351	8
8/25	Det	0	0	0	0	0	4.35	0	0	2.0	1	0	0	0	0	0	0	1	.318	29
8/28	@CWS	0	0	0	0	0	3.65	0	0	2.0	3	0	0	0	0	0	0	1	.327	28
8/31	@Det	0	0	0	0	0	4.02	0	0	3.1	3	2	2	1	0	0	1	2	.308	44
AUGUST TOTALS		0	1	0	0	0	4.26	0	0	12.2	14	6	6	2	0	0	1	10	.275	185
9/4	@Bos	0	0	0	0	0	3.63	0	0	1.2	1	0	0	0	0	0	0	1	.296	22
9/6	Cle	0	0	0	0	0	3.50	0	0	0.2	1	0	0	0	0	0	0	0	.297	10
9/8	Cle	0	0	0	0	0	3.93	0	0	0.1	1	1	1	0	1	0	0	0	.307	13
9/12	Was	0	0	0	0	0	3.86	0	0	0.1	0	0	0	0	0	0	0	0	.303	3
9/14	@Cle	0	0	0	0	0	3.60	0	0	1.1	1	0	0	0	0	0	0	2	.296	17
9/18	CWS	0	0	0	0	0	3.38	0	0	1.1	1	0	0	0	0	0	0	3	.291	17
9/20	KC	0	0	0	0	1	3.27	0	0	0.2	1	0	0	0	0	0	0	2	.292	14
9/22	KC	0	0	0	0	0	3.13	0	0	1.0	1	0	0	0	0	0	0	2	.290	16
9/28	@KC	0	0	0	0	0	3.24	1	0	2.0	2	1	1	1	0	0	0	2	.287	24
SEPTEMBER TOTALS		0	0	0	0	0	1.93	0	0	9.1	9	2	2	1	1	0	0	12	.250	136

ROOKIE QUALIFICATIONS

A player shall be considered a rookie unless, during a previous season, he had (a) exceeded 130 at-bats or 50 innings pitched in the major leagues; or (b) accumulated more than 45 days on the active roster of a major league club, or clubs, during the period of 25-man limit (excluding time in military service and time on the disabled list).



53 KOHL STEWART



RIGHT-HANDED PITCHER

H/W: 6-3/195

B/T: R/R

Age: 24

Born: 10/7/1994 in Houston, TX

Resides: Tomball, TX

Acquired: 1st round (4th overall), 2013 MLB Draft

M.L. Service: 94 days

Contract Status: Signed thru 2019

PERSONAL: Kohl Robert Stewart...Twitter: @KohlStewart1...Instagram: @kohlstewart1...born in Houston, TX...attended St. Pius X High School in Houston, TX...was recruited to pitch and play quarterback at Texas A&M...highly recruited college football prospect threw for 2,560 yards and 28 touchdowns his senior year of high school...was named Texas All-Region First-Team in 2013 and Rawlings All-American...named Gatorade's 2013 Texas High School Player of the Year after going 5-1, 0.18 ERA while hitting 10 home runs...participated in 2018-19 Twins Winter Caravan...is a Type 1 Diabetic and plans to start a foundation to support those with that particular disease.

2019:

- Spent first career spring training with Minnesota and optioned to Triple-A Rochester March 8.
- Had seven different stints with the Twins, the first six of which - prior to September - all consisted of no more than two appearances at a time.
- Never made more than six appearances at a time during any of his Rochester stints, most of which were three-or-fewer.
- Appeared in three games to start season at Rochester and had first recall in late April.
- Made 2019 Twins debut in his hometown of Houston on April 24, allowing five runs on eight hits in 6.0 innings pitched but was dealt the loss.
- Went 3-0, 2.55 ERA (24.2 IP, 7 ER) with 10 walks and 20 strikeouts in five May games (4 starts) for the Red Wings.
- First two appearances with Minnesota were both starts, going 1-1, 6.00 ERA (12.0 IP, 8 ER)...all of his final seven appearances with Minnesota were in relief.

CAREER HIGHS

IP: 6.0, 4x, last 5/11/19 vs. DET

SO: 6, 8/23/18 vs. OAK

Walks: 5, 9/11/18 vs. NYY

CG: --

Low-Hit CG: --

Win-Streak: 2, 2x, last 5/11-21/19



2018: Started the season with Double-A Chattanooga, was 3-4, 4.76 ERA (68.0 IP, 36 ER) in 14 starts...named Twins minor league Pitcher of the Week April 8-14, winning his only start of the week, allowing one run on three hits with nine strikeouts over 5.0 innings...promoted to Triple-A Rochester on June 24...named Twins minor league Pitcher of the Week again July 15-21, went 0-2 over two starts after allowing two runs on 10 hits and four walks with 10 strikeouts over 12.0 innings...contract selected by Twins on August 12 and made his major league debut at Detroit, suffering the loss after allowing three runs on eight hits and one walk with a strikeout over 4.1 innings...made four starts for Twins before transitioning into a primary pitcher role...earned first major league win on September 11 vs. New York-Al after allowing three runs on two hits and five strikeouts over 3.1 innings...as a starter with Twins went 0-1, 6.61 ERA (16.1 IP, 12 ER) over four starts; as a Primary Pitcher went 2-0, 1.33 ERA (14.1 IP, 3 ER) in four appearances...combined to go 5-8, 4.27 (145.1 IP, 69 ER) with 51 walks and 125 strikeouts in 29 games (23 starts) between Minnesota, Rochester and Chattanooga.

2017: Went 5-6 with a 4.09 ERA (77.0 IP, 35 ER) in 16 starts for Double-A Chattanooga...made one start for Triple-A Rochester on August 18, earning the win while throwing 5.0 innings allowing four runs on seven hits...spent two stints on disabled list, May 8-June 29 and August 22-end of the season, both times with left knee tendinitis.

2016: Split time between Single-A Ft. Myers and Double-A Chattanooga...combined to go 12-8, 2.88 ERA (143.2 IP, 46 ER) between two levels...began season with Fort Myers before being transferred to Chattanooga May 31...placed on 7-day disabled list August 27 to September 3 with right biceps tendinitis (retro to August 26)...8-4, 2.58 ERA (73.1 IP, 21 ER) in second half...named Midseason All-Star for Single-A Ft. Myers...named seventh best prospect in Twins organization by *Baseball America* following the season.

2015: Spent entire season in the Single-A Ft. Myers starting rotation...placed on the disabled list April 22 with right elbow inflammation; reinstated May 11...tossed first career complete game with a 7.0 inning outing, allowing two runs on six hits, no walks and two strikeouts August 18...in his final five starts went 3-1, 1.95 ERA (32.1 IP, 7 ER) with 10 walks and 19 strikeouts...finished the season with the eighth lowest ERA in the Florida State League and the most innings among Miracle pitchers...rated as the eighth best prospect in the Twins system by *Baseball America* following the season.

2014: Spent the entire season with Single-A Cedar Rapids...selected to the Midwest League Mid-Season All-Star team...placed on the 7-day disabled list with a right shoulder impingement July 25; activated August 13...in his second start back, pulled in the second inning as a precaution, August 19...finished the season on the DL...allowed two runs or less in 17 of his 19 starts...went 3-4, 1.81 ERA (38.1 IP, 12 ER) in 13 night starts compared to a 0-1, 4.28 ERA (27.1 IP, 13 ER) during the day...named Midseason All-Star by Cedar Rapids...rated as the best pitching prospect in the Midwest League by *Baseball America's* Best Tools survey and as the fourth best prospect in the Twins organization entering 2015 by the same publication...ranked the 36th best prospect in baseball by MLB.com entering 2015.

2013: Began his first professional season with the GCL Twins where he made three starts and three relief appearances...did not allow more than one earned run in any appearance...transferred to Rookie Elizabethton August 17 and made one start for the E-Twins.

PROFESSIONAL: Selected by Minnesota in the first round (4th overall) in the 2013 First-Year Player Draft...signed by Greg Runser.

STEWART'S PITCHING RECORD																			
YEAR	CLUB	W-L	ERA	G	GS	CG	SH	SV	IP	H	R	ER	HR	HB	BB	SO	WP	K/9	BAA
2013	GCL Twins	0-0	1.69	6	3	0	0	0	16.0	12	7	3	0	1	3	16	1	9.0	.188
	Elizabethton	0-0	0.00	1	1	0	0	0	4.0	1	0	0	0	1	1	8	0	18.0	.077
2014	Cedar Rapids	3-5	2.59	19	19	0	0	0	87.0	75	36	25	4	7	24	62	6	6.4	.233
2015	Ft. Myers	7-8	3.20	22	22	1	0	0	129.1	134	63	46	2	6	45	71	12	4.9	.273
2016	Ft. Myers	3-2	2.61	9	9	0	0	0	51.2	39	19	15	2	2	19	44	2	7.7	.207
	Chattanooga	9-6	3.03	16	16	1	0	0	92.0	91	40	31	4	6	44	47	6	4.6	.265
2017	Chattanooga	5-6	4.09	16	16	0	0	0	77.0	72	41	35	4	4	45	52	13	6.1	.253
	Rochester	1-0	7.20	1	1	0	0	0	5.0	7	4	4	1	1	1	5	1	9.0	.333
2018	Chattanooga	3-4	4.76	14	14	0	0	0	68.0	84	41	36	3	5	21	71	9	9.4	.301
	Rochester	0-3	3.98	7	5	0	0	0	40.2	45	19	18	4	2	12	30	1	6.6	.300
	MINNESOTA	2-1	3.68	8	4	0	0	0	36.2	34	16	15	1	3	18	24	4	5.9	.246
2019	Rochester	8-6	5.14	20	19	0	0	0	91.0	90	67	52	10	11	44	80	7	7.9	.257
	MINNESOTA	2-2	6.39	9	2	0	0	0	25.1	29	18	18	5	1	8	10	6	3.6	.290
Minor League Totals		39-40	3.60	131	125	2	0	0	661.2	650	337	265	34	46	259	486	58	6.6	.259
Major League Totals		4-3	4.79	17	6	0	0	0	62.0	63	34	33	6	4	26	34	10	4.9	.265

STEWART'S CAREER FIELDING RECORD								
POSITION	PCT	G	PO	A	E	TC	DP	PB
Pitcher	1.000	17	3	10	0	13	0	—

STEWART'S GAME LOGS																				
DATE	OPP.	W	L	SV	SVO	HLD	ERA	GS	CG	IP	H	R	ER	HR	BB	IBB	HB	SO	AVG	#PIT
4/24	@Hou	0	1	0	0	0	7.50	1	0	6.0	8	5	5	2	3	0	0	1	.333	105
APRIL TOTALS		0	1	0	0	0	7.50	1	0	6.0	8	5	5	2	3	0	0	1	.333	105
5/11	Det	1	0	0	0	0	6.00	1	0	6.0	6	3	3	1	2	0	0	2	.298	90
MAY TOTALS		1	0	0	0	0	4.50	1	0	6.0	6	3	3	1	2	0	0	2	.261	90
6/20	@KC	0	0	0	0	0	4.50	0	0	4.0	2	0	0	0	0	0	0	1	.267	42
JUNE TOTALS		0	0	0	0	0	0.00	0	0	4.0	2	0	0	0	0	0	0	1	.154	42
7/5	Tex	0	0	0	0	0	4.15	0	0	1.1	0	0	0	0	0	0	0	0	.250	17
7/21	Oak	1	0	0	0	0	3.93	0	0	1.0	0	0	0	0	1	0	0	2	.239	18
7/23	NYN	0	1	0	0	0	4.66	0	0	1.0	3	2	2	0	0	0	0	0	.260	18
JULY TOTALS		1	1	0	0	0	5.40	0	0	3.1	3	2	2	0	1	0	0	2	.231	53
8/7	Atl	0	0	0	0	0	5.64	0	0	3.0	5	4	4	1	1	0	0	1	.279	46
AUGUST TOTALS		0	0	0	0	0	12.00	0	0	3.0	5	4	4	1	1	0	0	1	.385	46
9/12	Was	0	0	0	0	0	6.66	0	0	2.0	5	4	4	1	1	0	1	3	.299	43
9/29	@KC	0	0	0	0	1	6.39	0	0	1.0	0	0	0	0	0	0	0	0	.290	5
SEPTEMBER TOTALS		0	0	0	0	1	12.00	0	0	3.0	5	4	4	1	1	0	1	3	.57	48



43 LEWIS THORPE



LEFT-HANDED PITCHER

H/W: 6-1/218 B/T: R/L
Age: 23
Born: 11/23/1995 in Melbourne, AU
Resides: Melbourne, AU

Acquired: Signed as minor league free agent, 7/12/12
M.L. Service: 54 days
Contract Status: Signed thru 2019

PERSONAL: Lewis James Thorpe...Twitter: @lewisT18...signed as 16-year-old out of Melbourne, Australia... eight previous Australians have played for the Twins, most recently James Beresford in 2016...to correct his vision, Lewis Thorpe wore an eye patch for two years as a child...in spare time, enjoys playing golf, fishing and bowling...has a three-year old pet Kangaroo named Skippy at his home in Melbourne, Australia.

2019:

- Spent second career spring training with the Twins and optioned to Triple-A Rochester March 8.
- Named International League Pitcher of the Week April 28 after pitching a career-high 8.0 innings with a career-high 12 strikeouts April 23 vs. Scranton/Wilkes-Barre...named Twins minor league Pitcher of the Week for same period.
- Went 3-4, 5.71 ERA (69.1 IP, 44 ER) with 21 walks and 88 strikeouts in 14 starts for the Red Wings April 6-June 23.
- Recalled by Minnesota June 28 and made major league debut June 30 at Chicago-AL, allowing two runs on five hits in 5.0 innings pitched with seven strikeouts...became the sixth Twins pitcher to record seven-or-more strikeouts, joining Bonser, Yohan Pino (7 in 2014), Darrell Jackson (7 in 1978), Bert Blyleven (7 in 1970) and Devin Smeltzer (7 on May 28, 2019)...combined with Smeltzer, marked the first time in Senators/Twins history to have multiple rookies strike out seven-plus batters in their debuts in the same season.
- Optioned back to Rochester July 1 but had four different stints with the Twins during season.
- Went 3-0, 1.83 ERA (19.2 IP, 4 ER) with four walks and 16 strikeouts in five July games (2 starts) for the Red Wings.
- Earned first major league win July 22 vs. New York-AL, allowing one run on four hits in 2.2 innings of relief.
- In 20 games (19 starts) at Rochester, struck out 119 batters in 96.1 innings pitched...among the 73 pitchers who threw 90.0-plus innings in Triple-A, ranked first in strikeouts-per-9.0 innings pitched (11.1), second in strikeout percentage (41.2), and sixth in WHIP (1.20)

2018: Was an invite to Twins spring training, the first of his career; optioned to Double-A Chattanooga March 9 where he started his season...set a minor league career-high with 12 strikeouts (7.0 IP) June 21 vs. Biloxi, earning Twins minor league Pitcher of the Week and Southern League Pitcher of the Week honors for period ending July 1...went 1-0, 0.71 ERA (12.2 IP, 1 ER) with two walks and 19 strikeouts in two starts...named to Southern League Postseason All-Star team while pitching for Chattanooga...pitched for the World Team in the SiriusXM Futures Game at Nationals Park July 15...appeared in relief, allowing four runs on three hits in 0.2 innings pitched...promoted to Triple-A Rochester August 15 where he finished the season, making four starts for the Red Wings...combined to go 8-7, 3.54 ERA (129.2 IP, 51 ER) with 36 walks and 157 strikeouts in 26 games (25 starts) between Chattanooga and Rochester...recipient of the Jim Rantz Award as Twins minor league Pitcher of the Year...second Twins Australian native to win the award (Liam Hendriks - 2011).

2017: Began season on 7-day disabled list at Single-A Cedar Rapids recovering from "Tommy John" surgery on left elbow; reinstated May 18 and transferred to Single-A Ft. Myers where he began season...promoted to Double-A Chattanooga August 18 to make one start for Lookouts, earning the win August 20 at Tennessee and transferred back to Ft. Myers...posted ERA's per month of 1.38 in May, 1.98 in June, 4.44 in July and 1.88 in August...held right-handed hitters to a .218 batting average for the Miracle and left-handers to a .241 average...led Miracle in strikeouts (84) and ranked fourth in starts (15).

2016: Missed second consecutive season recovering from "Tommy John" surgery on left elbow he had in April of 2015.

2015: Missed entire season recovering from "Tommy John" surgery in April...ranked 13th best prospect in the Twins system by *Baseball America* following the season.

2014: Spent entire season with Single-A Cedar Rapids...led Kernels starting staff in strikeouts-per-9.0 innings (10.11)...ranked 11th best prospect in the Twins system by *Baseball America* and 91st best by *Baseball Prospectus* entering 2015.

2013: Spent first professional season with GCL Twins...led GCL in strikeouts (64)...pitched for Melbourne in the Australian Baseball League following the season...ranked seventh best prospect in the Gulf Coast League and seventh best prospect in the Twins organization by *Baseball America*...named eighth best prospect in Twins system by both MLB.com and *Baseball Prospectus*.

PROFESSIONAL: Signed as an undrafted free agent July 12, 2012; signed by Twins scout Howard Norsetter.

CAREER HIGHS

IP: 5.0, 6/30/19 at CWS
SO: 7, 6/30/19 at CWS
Walks: 4, 9/14/19 at CLE
CG: - -
Low-Hit CG: - -
Win-Streak: 2, 7/22-9/3/19



THORPE'S PITCHING RECORD																			
YEAR	CLUB	W-L	ERA	G	GS	CG	SH	SV	IP	H	R	ER	HR	HB	BB	SO	WP	K/9	BAA
2013	GCL Twins	4-1	2.05	12	8	0	0	0	44.0	32	13	10	2	2	6	64	3	13.1	.203
2014	Cedar Rapids	3-2	3.52	16	16	0	0	0	71.2	62	37	28	7	5	36	80	8	10.0	.232
2015	DID NOT PLAY - INJURED																		
2016	DID NOT PLAY - INJURED																		
2017	Chattanooga	1-0	6.00	1	1	0	0	0	6.0	5	4	4	2	0	2	7	0	10.5	.217
	Ft. Myers	3-4	2.69	16	15	0	0	0	77.0	62	27	23	3	2	31	84	12	9.8	.225
2018	Chattanooga	8-4	3.58	22	21	0	0	0	108.0	105	57	43	13	1	30	131	12	10.9	.251
	Rochester	0-3	3.32	4	4	0	0	0	21.2	20	11	8	3	0	6	26	2	10.8	.244
2019	Rochester	5-4	4.58	20	19	0	0	0	96.1	91	51	49	13	1	25	119	5	11.1	.244
	MINNESOTA	3-2	6.18	12	2	0	0	0	27.2	38	19	19	3	0	10	31	3	10.0	.336
Minor League Totals		24-18	3.50	91	84	0	0	0	424.2	377	200	165	43	11	136	511	42	10.8	.236
Major League Totals		3-2	6.18	12	2	0	0	0	27.2	38	19	19	3	0	10	31	3	10.0	.336

THORPE'S CAREER FIELDING RECORD									
POSITION	PCT	G	PO	A	E	TC	DP	PB	
Pitcher	1.000	12	0	2	0	2	0	—	

THORPE'S GAME LOGS																				
DATE	OPP.	W	L	SV	SVO	HLD	ERA	GS	CG	IP	H	R	ER	HR	BB	IBB	HB	SO	AVG	#PIT
6/30	@CWS	0	1	0	0	0	3.60	1	0	5.0	5	2	2	1	2	0	0	7	.294	70
JUNE TOTALS		0	1	0	0	0	3.60	1	0	5.0	5	2	2	1	2	0	0	7	.294	70
7/22	NYG	1	0	0	0	1	3.52	0	0	2.2	4	1	1	0	0	0	0	2	.321	39
7/26	@CWS	0	0	0	0	0	2.79	0	0	2.0	2	0	0	0	0	0	0	0	.306	29
JULY TOTALS		1	0	0	0	1	1.93	0	0	4.2	6	1	1	0	0	0	0	2	.316	68
8/2	KC	0	0	0	1	0	3.18	0	0	1.2	3	1	1	0	0	0	0	1	.326	24
8/19	CWS	0	0	0	0	0	3.38	0	0	2.0	2	1	1	0	1	0	0	3	.314	41
8/25	Det	0	0	0	0	0	4.40	0	0	1.0	3	2	2	0	0	0	0	1	.333	25
AUGUST TOTALS		0	0	0	1	0	7.71	0	0	4.2	8	4	4	0	1	0	0	5	.381	90
9/3	@Bos	1	0	0	0	0	5.09	0	0	3.1	2	3	3	0	2	0	0	4	.304	60
9/6	Cle	0	1	0	0	0	5.30	0	0	1.0	1	1	1	0	0	0	0	1	.301	18
9/14	@Cle	0	0	0	0	0	6.45	1	0	3.2	7	5	5	2	4	0	0	6	.322	83
9/19	KC	1	0	0	0	0	6.15	0	0	4.0	6	2	2	0	1	1	0	4	.330	72
9/28	@KC	0	0	0	0	0	5.93	0	0	1.0	1	0	0	0	0	0	0	1	.327	17
9/29	@KC	0	0	0	1	0	6.18	0	0	0.1	2	1	1	0	0	0	0	1	.336	14
SEPTEMBER TOTALS		2	1	0	1	0	8.10	1	0	13.1	19	12	12	2	7	0	0	17	.339	264

PRONUNCIATION GUIDE	
EHIRE ADRIANZA.....	EH-ray ah-dree-AHN-zuh
ARRAEZ.....	uh-RISE
ASTUDILLO.....	ah-stu-DEE-oh
BERRIOS.....	ba-REE-ohs
CRON.....	CROAN
CRUZ.....	CROOZ
DIAZ.....	DEE-az
DOBNAK.....	DAWB-nak
DUFFEY.....	DUFF-ee
BRUSDAR GRATEROL.....	BROOS-dar GRAT-er-all
LAMARRE.....	lah-MARR
LITTELL.....	lah-TELL
ODORIZZI.....	oh-duh-RIZZ-ee
PINEDA.....	peh-NAY-duh
ROSARIO.....	row-SAH-ree-oh
ROWSON.....	RAUH-son
SANO.....	sa-NO
SCHOOP.....	scoop
STASHAK.....	STAY-shak
TORREYES.....	tow-RAY-ess
VASQUEZ.....	VAHZ-kez
LAMONTE (WADE).....	lah-MONT



74 RONALD TORREYES



INFIELDER

H/W: 5-8/151

B/T: R/R

Age: 27

Born: 9/2/1992 in Libertador de Barinas, VZ

Resides: Libertador de Barinas, VZ

Acquired: Signed as free agent. 12/6/18

M.L. Service: 2 years, 159 days

Contract Status: Signed thru 2019

PERSONAL: Ronald Alcides Solorsano Torreyes (pronounced tow-RAY-ess)...Instagram: @ronald_torreyes... married to Anarelys and the couple has a son, Moisés.

CAREER HIGHLIGHTS: Minnesota marks his eighth organization: Cincinnati (2010-11), Chicago-NL (2012-13), Houston (2014-15), Toronto (2015), Los Angeles-NL (2016), Los Angeles-AL (2016) and New York-AL (2016-18)...has been part of a trade acquisition six times during professional career and claimed off waivers twice...two full seasons in the major leagues in 2016 & 2017 with New York-AL...made Yankees Opening Day rosters in 2016, 2017 and 2018 including Opening Day shortstop in 2017...ranked by *Baseball America* as Reds No. 13 prospect in 2012.

2019:

- Optioned from Twins spring training to Triple-A Rochester March 27.
- Hit just .128 (11-for-86) with three doubles, three home runs, 13 RBI in 22 games for the Red Wings from April 4-May 3.
- Placed on Inactive List May 4; reinstated June 25 and had option transferred to Single-A Ft. Myers.
- Played in two games for the Miracle and promoted back to Rochester June 27.
- Outrighted off the Twins 40-man roster July 1 (Adalberto Mejia reinstated from IL).
- Hit two home runs July 11 vs. Lehigh Valley.
- Hit .314 (33-for-105) with five doubles, one triple, five home runs, 16 RBI, six walks and a .869 OPS in 27 July games.
- Played 64 games at shortstop for Rochester, seven in leftfield, six at third base, two in rightfield and one at second base.
- Had contract selected by Minnesota September 10.
- Finished season with Twins playing in seven games...was hit by a pitch to walk off the White Sox on September 17...marked the third time in Twins history they won on a walk-off hit batsmen, joining Max Kepler (August 31, 2017 vs. the White Sox) and Paul Molitor (May 1, 1996 vs. Kansas City).

2018: Began season with New York-AL, his third straight Opening Day roster, all with the Yankees...hit .339 (21-for-62) with six doubles and six RBI in 22 games for the Yankees but struggled to get regular at-bats (Didi Gregorius and Gleyber Torres)...optioned to Triple-A Scranton/Wilkes-Barre May 25...placed on the Temporarily Inactive List on June 27 at S/W-B to deal with a family health issue; reinstated July 23 and had option transferred to Single-A Tampa for four games...promoted back to Scranton/Wilkes-Barre, playing 11 games before being recalled by New York-AL August 13 and spent the rest of season with Yankees...finished the season hitting .200 (7-for-35) in 17 games for the Yankees in August and September...combined to hit .265 (56-for-211) with 10 doubles, 16 RBI and 20 runs scored in 71 games at all three levels combined...at all three stops, combined to play 32 games at second base, 18 at shortstop, 17 at third base, and two in leftfield.

2017: Spent full season with New York-AL, second consecutively...was the Yankees starting shortstop on Opening Day...hit two-run home run-the first homer by a Yankee in 2017 and the second home run of his major league career April 4 at Tampa Bay...recorded first career walk-off hit with a two-out single in the 10th inning June 23 vs. Texas...with Yankees set single-season career-highs in games played (108), runs scored (35), hits (92), doubles (15), homers (3) and RBI (36)...with 43 starts at second base, 26 at shortstop and 16 at third base, was one of five major leaguers to make at least 15 starts at each of those positions in 2017 (also the Mets' Asdrubal Cabrera and Jose Reyes, San Diego's Yangelis Solarte and San Francisco/Boston's Eduardo Núñez)...made post-season debut October 6 vs. Cleveland, pinch running and going 0-for-1 with a strikeout.

2016: Made first career Opening Day roster and spent the entire year at the major league level in his first season with the Yankees...in his first three games as a Yankee, went 6-for-9 with three runs and two RBI...joined Starlin Castro (6 H in first 9 AB) as the first players with at least six hits in their first nine at-bats with the Yankees since Cody Ransom (6 H in first 9 AB) in 2008...made his Yankees debut in April 6 vs. Houston, hitting a pinch-hit, two-run triple in the seventh inning...was defensive replacement at third base for Alex Rodriguez April 12 vs. Tampa Bay, Rodriguez's final game with the Yankees...hit his first career major league home run (off Jered Weaver), collected a career-high four hits and scored a career-high three runs in August 19 win at Los Angeles-AL, going 4-for-5 with two RBI.

2015: Began season with Triple-A Oklahoma City (Los Angeles-NL)...recalled September 13...made his major league debut September 13 at Arizona, entering as a fifth-inning defensive replacement at second base...collected his first career hit with double off Randall Delgado in the seventh inning...combined to hit .261 (109-for-418) with 60 runs, 18 doubles, three triples, four home runs and 36 RBI in 110 games with Triple-A Fresno, Double-A New Hampshire, Double-A Tulsa and Triple-A Oklahoma City...acquired by Toronto from Houston in exchange for cash considerations on May 15...played in 16 games with New Hampshire...acquired by the Dodgers from the Blue Jays in exchange for cash considerations June 12...designated for assignment by the Dodgers on January 7, 2016...acquired by the Yankees on January 12, 2016 with LHP Tyler Olson from Los Angeles-NL in exchange for INF Rob Segedin and a player to be named later or cash considerations...was designated for assignment on January 15, 2016 when the Yankees claimed OF Lane Adams off waivers from Kansas City...claimed off waivers by Los Angeles-AL on January 25, 2016 and designated for assignment by the Angels on January 27, 2016...was claimed off waivers by the Yankees from the Angels on February 1, 2016.

CAREER HIGHS

Hits: 4, 3x, last 8/23/17 at DET

RBI: 1, 7/30/17 vs. TB

HR: 1, 4x, last 7/30/17 vs. TB

GS: -

SB: 2, 7/1/17 at HOU

Hit-Streak: 9, 4/7-27/18

WALK-OFF HITS/PA'S

6/23/17 at TEX (1B)

9/17/19 vs. CWS (HBP)

MULTI-HR GAMES

None



2014: Began the season as a non-roster invite at Astros spring training and appeared in six games for the major league club, going 1-for-6 with a triple and three RBI...reassigned to minor league camp on March 9...played his entire regular season with Triple A Oklahoma City and led his club in hits (137), triples (5), runs (65), games (126) and at-bats (460)...averaged just one strikeout per 19.96 plate appearances (26 K/519 PA), making him the second-hardest player to strike out in all of the minors (Williams Astudillo, Low-A Lakewood - 23.25 PA/K)...made PCL history by setting a new single-season record in the modern era with 21 sacrifice hits...Alex Cintron (Tucson) had previously owned the record with 20 in 2001...added to the Astros 40-man roster on November 20.

2013: Spent entire season at the Double A level, hitting a combined .269 (101-for-375) with 19 doubles, two homers, 37 RBI and a .329 on-base percentage in 103 games between Corpus Christi (38g) and Tennessee (65) of the Cubs organization...acquired by the Astros from the Cubs in exchange for international bonus pool space on July 2, 2013...was one of the three youngest players in the Texas League after joining Corpus Christi.

2012: Played 115 games at Class A Advanced Daytona...entered the year ranked by *Baseball America* as the Reds No. 13 prospect.

2011: Named Low Single-A All-Star by *Baseball America* in what was his first full season in the United States...traded from Cincinnati to Chicago-NL along with OF Dave Sappelt and LHP Travis Wood in exchange for LHP Sean Marshall on December 23.

2010: Started his pro career by playing in a combined 91 games with the Rookie VSL Reds (67g), AZL Reds (18g) and Single-A Dayton (6g)...hit .370 (129-for-349) with 12 doubles, five homers, 46 RBI, 25 stolen bases and a .434 OBP between the three stops.

PROFESSIONAL: Originally signed by Cincinnati as a non-drafted free agent February 23, 2010...signed by scout Jose Fuentes...Minnesota marks his eighth organization: Cincinnati (2010-11), Chicago-NL (2012-13), Houston (2014-15), Toronto (2015), Los Angeles-NL (2016), Los Angeles-AL (2016) and New York-AL (2016-18).

TORREYES' PLAYING RECORD																			
YEAR	CLUB	AVG	G	AB	R	H	2B	3B	HR	RBI	SH	SF	HB	BB	SO	SB	CS	OBP	OPS
2010	Dayton	.240	6	25	3	6	2	1	0	2	0	0	0	0	3	0	0	.240	.640
	AZL Reds	.349	18	83	13	29	7	1	1	11	2	0	3	1	5	2	2	.379	.873
2011	Dayton	.356	67	278	53	99	9	5	3	41	7	1	6	14	19	12	7	.398	.855
2012	Daytona	.264	115	421	62	111	23	5	6	47	5	6	10	32	29	13	4	.326	.711
2013	Tennessee	.263	65	224	32	59	13	4	2	25	9	4	6	22	15	4	0	.340	.724
	Corpus Christi	.278	38	151	19	42	6	2	0	12	4	0	1	6	14	1	1	.310	.654
2014	Oklahoma City	.298	126	460	65	137	20	5	2	46	21	3	10	25	26	12	9	.345	.721
2015	Fresno	.200	19	70	7	14	1	0	0	5	1	0	0	1	9	0	1	.211	.426
	Oklahoma City	.306	13	49	10	15	2	1	0	3	0	1	1	2	4	0	0	.340	.727
	Tulsa	.293	62	249	39	73	13	2	4	19	1	2	2	20	23	3	3	.348	.758
	New Hampshire	.140	16	50	4	7	2	0	0	9	0	0	0	4	2	2	0	.204	.384
	LOS ANGELES-NL	.333	8	6	1	2	1	0	0	1	1	0	0	1	1	0	0	.429	.929
2016	NEW YORK-AL	.258	72	155	20	40	7	4	1	12	1	1	1	10	20	2	1	.305	.680
2017	NEW YORK-AL	.292	108	315	35	92	15	1	3	36	5	4	1	11	43	2	0	.314	.689
2018	Scranton/Wilkes-Barre	.247	26	97	9	24	3	0	0	8	0	1	1	7	11	0	0	.302	.580
	Tampa	.286	4	14	2	4	0	0	0	1	0	1	0	0	0	0	0	.267	.552
	NEW YORK-AL	.280	41	100	9	28	7	1	0	7	0	0	0	2	16	0	0	.294	.664
2019	Ft. Myers	.222	2	9	0	2	0	0	0	0	0	0	0	0	2	0	0	.222	.444
	Rochester	.256	79	308	48	79	11	1	11	42	5	1	4	12	33	2	1	.289	.695
	MINNESOTA	.188	7	16	3	3	0	0	0	1	0	0	1	0	3	0	0	.235	.423
Minor League Totals		.291	723	2729	422	795	132	37	33	304	52	28	60	169	206	74	43	.343	.746
Major League Totals		.279	236	592	68	165	30	6	4	57	7	5	3	24	83	5	1	.308	.678

TORREYES' CAREER FIELDING RECORD								
POSITION	PCT	G	PO	A	E	TC	DP	PB
Second Base	.993	93	125	160	2	287	33	—
Third Base	.968	75	23	129	5	157	12	—
Shortstop	.982	66	45	113	3	166	19	—
Outfield	1.000	4	2	0	0	2	0	—
Totals	.982	238	195	402	11	612	64	—

TORREYES' DIVISION SERIES RECORD																		
YEAR	OPPONENT	AVG	G	AB	R	H	2B	3B	HR	RBI	SH	SF	HBP	BB	SO	SB	CS	OBP
2017	Cleveland	.000	1	1	0	0	0	0	0	0	0	0	0	0	1	0	0	.000

TORREYES' LEAGUE CHAMPIONSHIP RECORD																		
YEAR	OPPONENT	AVG	G	AB	R	H	2B	3B	HR	RBI	SH	SF	HBP	BB	SO	SB	CS	OBP
2017	Houston	.000	1	0	0	0	0	0	0	0	0	0	0	0	0	0	0	.000



62 ANDREW VASQUEZ



LEFT-HANDED PITCHER

H/W: 6-6/228 B/T: L/L
Age: 26
Born: 9/4/1993 in Riverside, CA
Resides: Rancho Cucamonga, CA

Acquired: 32nd RD, 2015 MLB Draft
M.L. Service: 37 days
Contract Status: Signed thru 2019

PERSONAL: Andrew Jude Vasquez (pronounced VAWZ-kez)...Twitter: @The_vasquatch...attended Westmont College (CA) where he went 7-1, 3.06 ERA in his senior season for the Warriors...led the Warriors in strikeouts with 124 and held opponents to a .152 batting average.

2019:

- Spent first spring training with Twins and was optioned to Triple-A Rochester March 8.
- Made one relief appearances for the Red Wings and was recalled by Minnesota April 10.
- Made only appearance for the Twins on season April 10 at New York-NL, allowing three runs on no hits with two walks and one hit-by pitch (0.0 IP).
- Optioned back to Rochester April 16.
- Placed on 7-day Injured List twice during a nearly two-month span, once from May 6-16 with left shoulder impingement syndrome and again from June 2-27 with a left shoulder strain (1 rehab appearance with GCL Twins).
- Upon return, made three appearances with Rochester from June 28-July 4 and was transferred to Double-A Pensacola July 11.
- Made 14 appearances with the Blue Wahoos to finish the season, going 1-1, 5.40 ERA (16.2 IP, 10 ER), 16 walks and 18 strikeouts.

2018: Spent time at three different Twins affiliates and with the big league club...started the year with Single-A Ft. Myers...named a Midseason Florida State League All-Star after going 0-2, 1.38 ERA (32.2 IP, 5 ER) with 13 walks and 37 strikeouts over 19 appearances...allowed more than two earned runs in an outing only once (3 ER on June 6)...promoted to Double-A Chattanooga on June 20...did not allow an earned run with the Lookouts through his first five appearances (10.0 IP)...allowed a run in only three of his 17 appearances with Chattanooga, striking out 59 batters over 31.0 innings with a 0.81 WHIP...promoted again to Triple-A Rochester on August 23...allowed a run in his first appearance on August 23 vs. Pawtucket, did not allow an earned run in his final three appearances...contract selected by the Twins on September 1, made his big league debut September 1 vs. Texas...allowed one unearned run on one hit in 0.2 innings...earned first major league win September 30 vs. Chicago-AL, pitching 1.0 scoreless innings of relief.

2017: Split time between Single-A Cedar Rapids and Single-A Ft. Myers...began season with Cedar Rapids...transferred to Ft. Myers June 1...with Cedar Rapids went 1-0 with 1.61 ERA (22.1 IP, 4 ER) in 14 relief appearances...after promotion to Ft. Myers went 3-1-2 with a 1.51 ERA (35.2 IP, 6 ER) in 23 relief appearances...with Miracle did not allow an earned run in 20 of his 23 appearances...through the 2017 season had not allowed a home run in any professional appearance.

2016: Split time between Rookie Elizabethton and Single-A Ft. Myers...combined to go 3-0, 1.41 ERA (38.1 IP, 6 ER) in 17 appearances between levels...began season at Elizabethton, throwing 9.0 scoreless innings across his first four appearances before giving up a run in the second inning of his final outing...assigned to Cedar Rapids on July 7...did not allow an earned run in his final six regular season outings, spanning 12.2 innings...earned a win in his only postseason appearance, tossing 4.0 one-hit shutout innings September 10 vs. Clinton.

2015: Began professional career with the GCL Twins, making 12 relief appearances...went 0-0 with a 2.92 ERA (12.1 IP, 4 ER)...eight of 12 appearances were scoreless...did not allow a home run in any appearance and walked 15.

PROFESSIONAL: Selected by Minnesota in the 32nd round of the 2015 MLB First-Year Player Draft; signed by scout Taylor Cameron.

CAREER HIGHS

IP: 1.0, 3x, last 9/30/18 vs. CWS
SO: 3, 9/30/18 vs. CWS
Walks: 1, 2x, last 9/28/18 vs. CWS
CG: - -
Low-Hit CG: - -
Win-Streak: 1, 9/30



VASQUEZ'S CAREER FIELDING RECORD

POSITION	PCT	G	PO	A	E	TC	DP	PB
Pitcher	.333	10	0	1	2	3	0	—

VASQUEZ'S PLAYING RECORD																			
YEAR	CLUB	W-L	ERA	G	GS	CG	SH	SV	IP	H	R	ER	HR	HB	BB	SO	WP	K/9	BAA
2015	GCL Twins	0-0	2.92	12	0	0	0	0	12.1	10	10	4	0	4	15	22	7	16.1	.222
2016	Elizabethton	2-0	0.90	4	0	0	0	0	10.0	6	2	1	0	2	4	15	1	13.5	.182
	Cedar Rapids	1-0	1.59	13	0	0	0	1	28.1	13	7	5	0	4	12	36	2	11.4	.134
2017	Cedar Rapids	1-0	1.61	14	0	0	0	0	22.1	15	4	4	0	1	10	33	1	13.3	.190
	Ft. Myers	3-1	1.51	23	0	0	0	2	35.2	32	9	6	0	6	11	52	0	13.1	.241
2018	Ft. Myers	0-2	1.38	19	0	0	0	5	33.2	24	8	5	1	1	13	37	2	10.2	.202
	Chattanooga	1-0	2.61	17	1	0	0	0	31.0	21	9	4	1	3	4	59	1	17.1	.196
	Rochester	0-0	1.59	4	0	0	0	1	5.2	5	1	1	0	1	4	12	1	19.1	.217
	MINNESOTA	1-0	5.40	9	0	0	0	0	5.0	5	4	3	0	3	2	7	0	12.6	.238
2019	GCL Twins	0-0	0.00	1	0	0	0	0	2.0	0	0	0	0	0	1	6	1	27.0	.000
	Pensacola	1-1	5.40	14	0	0	0	2	16.2	14	11	10	0	3	16	18	1	9.7	.222
	Rochester	1-2	6.00	15	1	0	0	0	18.0	17	13	12	1	1	18	27	3	13.5	.250
	MINNESOTA	0-0	INF	1	0	0	0	0	0.0	0	3	3	0	1	2	0	0	--	.000
Minor League Totals		10-6	2.18	136	2	0	0	11	214.2	157	74	52	3	26	108	317	20	13.3	.203
Major League Totals		1-0	10.80	10	0	0	0	0	5.0	5	7	6	0	4	4	7	0	12.6	.238



30 LaMONTE WADE JR.



OUTFIELDER

H/W: 6-1/205 B/T: L/L
 Age: 25
 Born: 1/1/1994 in Baltimore, MD
 Resides: Owings Mill, MD

Acquired: 9th RD, 2015 MLB Draft
 M.L. Service: 88 days
 Contract Status: Signed thru 2019

PERSONAL: LaMonte Aaron Wade Jr. (pronounced lah-MONT)...Twitter: @WadesWorld6...Instagram: @lamonte.wade...attended St. Paul High School in Brooklandville, MD where he was a four-year letter-winner in baseball and basketball and was named to the 2012 Preseason Under Armour All-American Team and the 2012 Baltimore Sun All-Metro First-Team...attended the University of Maryland...made the transfer from first base to centerfield as a junior in 2015...finished second on the team with a .335 (53-for-158) batting average while his .453 on-base percentage led all Terrapins...stole seven bases, walked 30 times compared to striking out 20 times and made just one error in the field...in the 2015 NCAA Tournament, was named the LA Regional Most Outstanding Player after hitting .400 (6-for-15) with two home runs in four games...is an avid ping pong player and practices against a robot.

2019:

- Spent second spring training with the Twins and optioned to Triple-A Rochester March 12.
- Drew 18 walks in 22 games in April (.436 OBP) for Red Wings, 15 walks in 25 games in May (.333 OBP) and 20 walks in 25 games in June (.429 OBP).
- Hit .248 (59-for-238) with 11 doubles, one triple, five home runs, 24 RBI and 51 walks in 70 games for the Red Wings and was recalled by Minnesota June 27 (Williams Astudillo - IL)...51 walks were tied for IL lead at time of recall.
- Made major league debut June 28 at Chicago-AL, hitting ninth and starting in rightfield; went 0-for-1 with a hit-by-pitch...second Twin to ever be hit by a pitch in first career plate appearance, the other being Brian Dinkelman on June 4, 2011 at Kansas City.
- Optioned back to Rochester June 29 and played in six more games with the Wings before being recalled again July 6.

CAREER HIGHS

Hits: 2, 2x, last 9/24/19 at DET
 RBI: 2, 9/15/19 at CLE
 HR: 1, 2x, last 9/21/19 vs. KC
 GS: --
 SB: --
 Hit-Strk: 3, 9/21-24/19

WALK-OFF HITS

None

MULTI-HR GAMES

None



- Placed on Injured List next day, July 7 with a right thumb dislocation, colliding with the centerfield wall that day vs. Texas.
- Played in 10 games on rehab assignment between Single-A Cedar Rapids and Double-A Pensacola from August 17-27...returned from rehab assignment and reinstated from IL September 1.
- Recorded his first major league hit and RBI on September 8 vs. Cleveland on an infield single to Jason Kipnis.
- Hit first career major league home run September 15 at Cleveland, a two-run shot off Shane Bieber.

2018: Was an invite to Twins spring training, the first of his career; reassigned to minor league camp March 18...began season with Double-A Chattanooga...placed on the 7-day disabled list May 18 with a left shoulder A/C joint sprain; reinstated May 29...named to Southern League Midseason All-Star team while at Chattanooga...promoted to Triple-A Rochester June 9...named Twins minor league Player of the Week July 7, hitting .304 (7-for-23) with two triples, two home runs, four RBI, two walks and one stolen base in six games for the Red Wings...placed on 7-day disabled list August 3 with a right hamstring strain, returned and played 23 games for the Red Wings to finish the season...at both stops combined, played 83 games (80 starts) in leftfield and 24 games (23 starts) in rightfield...recorded 11 assists and committed three errors...combined to hit .257 (109-for-424) with 11 doubles, four triples, 11 home runs, 48 RBI, 54 runs scored, 10 stolen bases and a .360 on-base percentage in 120 games between Chattanooga and Rochester...added to Twins 40-man roster November 20.

2017: Spent entire season with Double-A Chattanooga...named Twins minor league Player of the Week May 13, hitting .440 (11-for-25) with two doubles, one home run, five RBI and nine walks in eight games for the Lookouts...named Southern League Midseason All-Star...placed on 7-day disabled list with right thumb sprain; reinstated August 11...hit .313 (31-for-99) against left-handed pitching and .286 (93-for-325) against right-handed pitching...played for Surprise in the Arizona Fall League, hitting .238 (15-for-63) with three doubles, one triple, two home runs, eight RBI and a .351 on-base percentage in 19 games...ranked as having the best strike-zone discipline in Twins system by *Baseball America*, entering 2018.

2016: Split season between Single-A Cedar Rapids and Single-A Ft. Myers, combining to hit .293 (93-for-317) with eight home runs and 51 RBI in 88 games between two levels...named Midwest League Midseason All-Star after leading the league with a .439 on-base percentage...participated in the Midwest League All-Star Game Home Run Derby...transferred to Ft. Myers June 22 but was inactive until July 1...placed on disabled list August 9 through remainder of season with bruised left hand...named Twins Organizational All-Star by MiLB.com...named 26th-best prospect in Twins organization following the 2016 season by MiLB.com...rated as the best athlete in Twins organization by *Baseball America* following the season.

2015: Began first professional season with Rookie-Elizabethton...named Appalachian League Player of the Week August 10...transferred to Single-A Cedar Rapids September 2 and finished the season playing four games with the Kernels...named to Appy League Postseason All-Star team...finished the season with the third most games (64) and third highest on-base percentage (.428) in the Appy League, as well as fourth most RBI (44) and hits (72) and the ninth highest batting average (.312).

PROFESSIONAL: Drafted by Minnesota in ninth round of 2015 First-Year Player Draft; signed by scout John Wilson.

WADE'S PLAYING RECORD																			
YEAR	CLUB	AVG	G	AB	R	H	2B	3B	HR	RBI	SH	SF	HB	BB	SO	SB	CS	OBP	OPS
2015	Elizabethton	.312	64	231	36	72	8	5	9	44	1	3	3	46	34	12	1	.428	.934
	Cedar Rapids	.143	4	14	1	2	0	0	0	1	0	0	1	1	2	0	0	.250	.393
2016	Cedar Rapids	.280	56	207	32	58	6	3	4	27	0	5	5	44	27	5	3	.410	.806
	Ft. Myers	.318	32	110	17	35	8	1	4	24	0	3	4	10	17	1	1	.386	.904
2017	Chattanooga	.292	117	424	74	124	22	3	7	67	3	11	5	76	71	9	2	.397	.805
2018	Chattanooga	.298	46	171	30	51	2	1	7	27	0	2	2	26	20	5	2	.393	.837
	Rochester	.229	74	253	24	58	9	3	4	21	0	0	3	38	54	5	1	.337	.673
2019	Cedar Rapids	.133	4	15	1	2	0	0	0	0	0	0	0	3	5	0	0	.278	.411
	Pensacola	.238	6	21	3	5	3	0	0	3	0	0	0	3	3	0	0	.333	.714
	Rochester	.246	77	264	47	65	12	1	5	24	2	3	9	56	48	7	2	.392	.748
	MINNESOTA	.196	26	56	10	11	2	1	2	5	0	0	2	11	9	0	1	.348	.723
Minor League Totals		.276	480	1710	265	472	70	17	40	238	6	27	32	303	281	44	12	.389	.796
Major League Totals		.196	26	56	10	11	2	1	2	5	0	0	2	11	9	0	1	.348	.723

WABE'S CAREER FIELDING RECORD								
POSITION	PCT	G	PO	A	E	TC	DP	PB
Outfield	1.000	24	23	2	0	25	1	—
First Base	1.000	1	4	0	0	4	0	—
Totals	1.000	25	27	2	0	29	1	—

PLAYERS DID
NOT FINISH





AUSTIN ADAMS

RIGHT-HANDED PITCHER

H/W: 5-11/220

B/T: R/R

Acquired: Signed as minor league free agent, 8/2/18

Age: 33

Born: 8/19/1986 in Montgomery, AL

Resides: Montgomery, AL

PERSONAL: Austin David Adams...Twitter: @AustinAdams49...Instagram: @austinadams49...wife, Kara...daughters Sutton and Ellie...played four years of baseball at Faulkner University in Montgomery, AL where he played shortstop and pitched...recorded 12 saves as a junior before transitioning to a starting role in his senior season of 2009...graduated from Stanhope Elmore High School in Millbrook, AL in 2005, the same high school that produced former big league outfielder Terrence Long...big fan of the Alabama Crimson Tide.

2019:

- Began season with Triple-A Rochester, appearing in 11 games before having contract selected May 16 (Hildenberger optioned).
- Appeared in two games with Minnesota going 0-0, 16.88 ERA (2.2 IP, 5 ER) with two home runs allowed, three walks and five strikeouts.
- Designated for release or assignment May 24 and was acquired off waivers by the Detroit Tigers on May 26.
- Split the rest of the season between Triple-A Toledo and the Tigers.

2018: Began the season in the Independent League, pitching in 30 games for the Sugar Land Skeeters...went 3-0 with a 2.22 ERA (28.1 IP, 7 ER), one save, eight walks and 33 strikeouts...had contract purchased by the Twins and was assigned to Double-A Chattanooga on August 21...made five appearances for the Lookouts, going 1-0 with a 1.00 ERA (9.0 IP, 1 ER), four walks and 10 strikeouts...did not allow a run over his final four outings (8.0 IP).

2017: Was traded by Cleveland to Los Angeles-AL for cash considerations on February 10...pitched in only six minor league contests for the Angels organization...opened the season with Triple-A Salt Lake, going 0-1 with a 4.15 ERA (4.1 IP, 2 ER) and one save...was placed on disabled list...was placed on the 7-day disabled list on April 18...sent to Rookie-level Orem for a rehab assignment on June 25...pitched in one game for the Owls, working 0.2 scoreless innings in his final outing of the season.

2016: Split the season between Triple-A Columbus and the Indians, spending a total of three stints with Cleveland (May 22-June 6; July 1-Aug. 2; Sept. 10-remainder)...made 19 relief appearances for Cleveland, with a 9.82 ERA (18.1 IP, 20 ER), seven walks and 17 strikeouts...recorded at least one strikeout in 11 of his 19 Major League outings...spent most of the campaign in Columbus, posting a mark of 2-4 with eight saves and a 4.54 ERA (37.2 IP, 19 ER) in 34 relief appearances...averaged 9.8 strikeouts per 9.0 IP for Columbus and was victimized by some poor performances, allowing a combined 10 earned runs over two appearances in June and late August that inflated his ERA...allowed only one home run in 37.2 Triple-A innings.

2015: Made first career Opening Day roster and bounced between Cleveland and Triple-A Columbus before sticking with the Major League club from June 23 through the end of the season...was with Cleveland for five stints (April 5-9; April 12-17; May 16-17; May 28 - June 10; June 23-on)...made his 2015 debut on April 12 vs. Detroit and worked a career-high 2.2 innings...recorded his first Major League win on July 22 at Milwaukee and recorded his first save with a scoreless 12th inning of a 6-3 win on May 31 at Seattle...worked at least 1.1 innings in 12 of 28 outings for Cleveland (17 scoreless)...around his five stints in Cleveland he posted four saves and a 4.50 ERA (12.0 IP, 6 ER) in 13 games for the Clippers, averaging 12.75 strikeouts per 9.0 innings.

2014: Spent three stints with the Major League club in his first taste of big league action in his sixth professional season...was with Cleveland from July 11-20, July 31 - August 1 and September 1 through the end of the season...made his Major League debut on July 12 vs. Chicago-AL (0.1 IP, 3 H, 3 R/ER) as he allowed runs in 3 of his 6 Major League outings...enjoyed a 20.0 inning Triple-A scoreless streak from May 29 - July 26 covering 15 appearances...listed by Baseball America as having the Best Fastball in the organization entering 2015.

2013: Spent the entire season at Double-A Akron after missing the previous year (shoulder surgery)...spent the season in a relief role, tossing 34 scoreless outings out of 45 and limiting batters to a .215 average (44-for-205) with 12.44 SO per 9.0 IP...added to the 40-man roster on November 20...named 10th best prospect in system entering 2014 by Baseball America.

2012: Missed the entire season after undergoing right shoulder surgery on May 23 by Dr. Craig Morgan (labrum/rotator cuff repair)...reported to Major League camp as a non-roster invitee and did not pitch due to shoulder soreness in big league camp...named the eighth best prospect in the Indians organization entering 2012 according to Baseball America.

2011: Spent the entire season at Double-A Akron where he went 11-10 with a 3.77 ERA (136.0 IP, 57 ER) in 26 starts...ranked tied for second in the Eastern League in wins (11), tied for third in starts (26), sixth in strikeouts (131) and 11th in ERA...was second in the Indians farm system in strikeouts...was an Eastern League All-Star selection.

2010: Finished third in the Indians Player Development System in ERA (2.49; 112.0 IP, 31 ER)...went a combined 8-5 in 26 games (20 starts) between Single-A Lake County and Single-A Kinston...started the year at Lake County and was promoted to Kinston on June 20.

PROFESSIONAL: Originally selected in the 27th round of the 2008 First-Year Player Draft as a shortstop by Milwaukee, but did not sign...selected by Cleveland in the fifth round of the 2009 First-Year Player Draft.

ADAMS' PITCHING RECORD

YEAR	CLUB	W-L	ERA	G	GS	CG	SH	SV	IP	H	R	ER	HR	HB	BB	SO	WP	K/9	BAA
2009	Mahoning Valley	3-1	4.86	17	0	0	0	1	37.0	39	22	20	4	4	15	29	0	7.1	.269
2010	Kinston	6-1	1.53	13	12	0	0	0	58.2	50	14	10	5	4	15	51	3	7.8	.206
	Lake County	2-4	3.54	13	8	0	0	1	53.1	40	22	21	7	6	21	61	1	10.3	.228
2011	Akron	11-10	3.77	26	26	0	0	0	136.0	147	68	57	6	5	63	131	11	8.7	.280
2012									INJURED - DID NOT PLAY										
2013	Akron	3-2	2.62	45	0	0	0	4	55.0	44	19	16	3	2	29	76	7	12.4	.215
2014	CLEVELAND	0-0	9.00	6	0	0	0	0	7.0	9	7	7	1	0	1	4	0	5.1	.224
	Columbus	3-2	2.50	42	0	0	0	5	54.0	44	16	15	4	0	16	52	5	8.7	.310
2015	CLEVELAND	2-0	3.78	28	0	0	0	1	33.1	37	15	14	2	0	13	23	1	6.2	.276
	Columbus	2-2	4.50	13	0	0	0	4	12.0	13	6	6	1	0	7	17	1	12.8	.283
2016	CLEVELAND	0-0	9.82	19	0	0	0	0	18.1	27	22	20	5	0	7	17	0	8.3	.333
	Columbus	2-4	4.54	34	0	0	0	8	37.2	44	21	19	1	1	9	41	6	9.8	.291
2017	Salt Lake	0-1	4.15	5	0	0	0	1	4.1	5	2	2	0	0	6	4	0	8.3	.278
	Orem	0-0	0.00	1	0	0	0	0	0.2	1	0	0	0	0	0	0	0	0.0	.500
2018	Chattanooga	1-0	1.00	5	3	0	0	0	9.0	8	1	1	1	0	4	10	2	10.0	.235
2019	Rochester	1-1	4.50	11	1	0	0	1	18.0	16	9	9	3	1	6	28	0	9.9	.229
	MINNESOTA	0-0	16.88	2	0	0	0	0	2.2	4	5	5	2	0	3	5	0	16.9	.333
	Toledo	0-2	6.66	18	1	0	0	1	25.2	26	20	19	6	2	10	20	0	7.6	.257
	DETROIT	0-0	5.14	13	0	0	0	0	14.0	14	8	8	2	0	10	9	0	5.8	.259
Minor League Totals		34-30	3.50	243	51	0	0	26	501.1	477	220	195	41	25	201	520	41	9.3	.250
Major League Totals		2-0	6.45	68	0	0	0	1	75.1	91	57	54	12	0	34	58	2	6.9	.294



TYLER AUSTIN



INFIELDER/OUTFIELDER

H/W: 6-2/220

B/T: R/R

Acquired: Trade with New York-AL 7/30/18

Age: 28

Born: 9/6/1991 in Conyers, GA

Resides: Conyers, GA

PERSONAL: Christopher Tyler Austin...Twitter: @T1721Austin...Instagram: @taustin2121...graduated from Heritage High School (GA)...supports and raises awareness for the Sean Kimerling Testicular Cancer Foundation...was diagnosed with testicular cancer at age 17...in September 2017, hosted a "Day of Joy" with then New York Rangers captain Ryan McDonagh, providing hospitalized children with brightly-colored "Superhero" gowns at New York's Hospital for Special Surgery in support of the Joy in Childhood Foundation...participated in 2018-19 Twins Winter Caravan.

2019:

- Made Twins Opening Day roster, the second of his career.
- Appeared in two games for Minnesota, going 1-for-4 and was designated for release or assignment April 6 (Chase De Jong contract selected).
- Traded to San Francisco in exchange for outfielder Malique Ziegler on April 8.

2018: Made first career Opening Day roster for New York-AL...in 34 games for Yankees hit .223 (27-for-121) with 16 runs, six doubles, eight home runs, 23 RBI and one stolen base...appeared in 26 games for Triple-A Scranton/Wilkes-Barre, hitting .253 (25-for-99) with 14 runs, nine doubles, six home runs, 14 RBI and a .525 slugging percentage...traded to Minnesota from New York-AL on July 30 for RHP Lance Lynn...optioned to Triple-A Rochester...played nine games for Rochester, hitting .263 (10-for-38) with two doubles, one triple, three home runs, and eight RBI...recalled by Minnesota August 10 and spent rest of season with Twins...tied his career-high with three hits on August 18 vs. Detroit, (also September 27, 2016 vs. Boston)...had three multi-homer games on the season: March 31 at Toronto, May 20 at Kansas City, August 26 vs. Oakland...ranked tied for sixth among AL rookies in home runs Post-All-Star Break (9)...set career-highs in games (69), at-bats (244), runs (34), hits (56), doubles (10), home runs (17), RBI (47) and walks (19).

2017: In 20 games (5 starts at 1B, 5 at DH and 1 in RF) over three stints with the Yankees (June 24-29, August 17-25, and September 5-October 1), hit .225 (9-for-40) with four runs, two doubles, two home runs, and eight RBI...began the season on the 60-day disabled list with a fractured left ankle (April 2 retroactive to March 30), suffered after fouling a ball off his foot in February...played for both Double-A Trenton and Triple-A Scranton/Wilkes-Barre as part of a rehab assignment...was returned from rehab, reinstated from the DL, and optioned to Scranton/Wilkes-Barre on June 5 (missed 54 games)...hit his first career three-run HR in August 19 win at Boston, the only HR with multiple runners on base that

Chris Sale allowed in 2018; set a career high with three RBI; also hit a double, tying his career high with six total bases...was placed on the 10 day disabled list from June 29-August 11 with a right hamstring strain (missed 37 games)...returned from rehab, reinstated from the DL, and optioned to Triple A Scranton/Wilkes-Barre on August 11...including rehab assignments, combined with Trenton and Scranton/Wilkes-Barre to bat .286 (53-for-185) with 34 runs, 15 doubles, 10 home runs, and 33 RBI in 52 games...following the season, played for Leonos del Escogido in the Dominican Winter League, batting .160 (4-for-25) with two runs, one home run, and three RBI in seven games.

2016: Saw his first Major League action, hitting .241 (20-for-83) with seven runs, three doubles, five home runs and 12 RBI in 31 games (20 starts at 1B, 2 in RF and 1 at DH) in his only stint with the Yankees (August 13-end of the season)...his team-leading four game-tying or go-ahead home runs in the seventh inning or later tied for fourth in the AL and ninth in the Major Leagues...hit his first home run in his first career Major League at-bat August 13 vs. Tampa Bay (back-to-back with Aaron Judge); his second HR on his 25th birthday September 6 vs. Toronto; and his third HR was a walk-off September 8 vs. Tampa Bay...according to Elias, he is the first player in the Modern Era (since 1900) to homer in his first at-bat, homer on his birthday, and hit a walk-off HR within his first three career home runs...made his Major League debut in August 13 win vs. Tampa Bay, hitting solo HR in the second inning off Matt Andriese and going 2-for-4 with one stolen base...was the first of back-to-back Hrs with Aaron Judge (who also homered in his first PA), with Judge also making his Major league debut in the game, becoming the first duo in Major League history to each homer in their Major League debuts in the same game...there had been just one other game in baseball history in which two players each hit Hrs in their first Major League at-bats, but they were on opposing teams (Philadelphia's Emmett "Heinie" Mueller and Brooklyn's Ernie Koy, April 19, 1938), both in the first inning...signed to a Major League contract and selected to the Yankees' 25-man roster from Triple-A Scranton/Wilkes-Barre prior to that August 13 game...according to Elias, his ninth-inning solo HR -- his first career walk-off hit -- September 8 vs. Tampa Bay, becoming the 10th rookie in Yankees history with a walk-off HR and first since Melky Cabrera July 18, 2006 vs. Seattle (11th inning)...was a defensive replacement at 1B for Mark Teixeira in October 2 loss vs. Baltimore, Teixeira's final career game...began the season with Double-A Trenton, batting .260 (46-for-177) with 22 runs, 10 doubles, four home runs and 29 RBI in 50 games...hit .323 (65-for-201) with 39 runs, 24 doubles, 13 home runs and 49 RBI at Triple-A Scranton/Wilkes-Barre.

2015: Combined with Triple A Scranton/Wilkes-Barre and Double-A Trenton to his .240 (82-for-341) with 41 runs, 13 doubles, two triples, six home runs and 35 RBI in 94 games...was designated for assignment September 1 and outrighted to Trenton September 9...following the season, played for Surprise in the Arizona Fall League, batting .272 (22-for-81) with 13 runs, five doubles, three home runs and seven RBI in 21 games...in eight games for the Aguilas de Zulia of the Venezuelan Winter League, hit .280 (7-for-25) with five runs, four doubles and four RBI.

2014: Spent the entire season with Double-A Trenton, hitting .275 (109-for-396) with 56 runs, 20 doubles, nine home runs and 47 RBI in 105 games...ranked third on team in runs and doubles, and fourth in doubles...following the season, played for Scottsdale in the Arizona Fall League, batting .304 (21-for-69) with two home runs and 13 RBI in 19 games...was added to the Yankees' 40-man roster on November 20, 2014.

2013: Played in 83 games for Eastern League champion Double-A Trenton, hitting .257 (82-for-319) with 43 runs, 17 doubles, six home runs and 40 RBI...was named a Mid-Season Eastern League All-Star...following the season, appeared in four games with Scottsdale in the Arizona Fall League, batting .333 (4-for-12)...was tabbed by MLB.com's 2013 Prospect Watch as the No. 3 prospect in the Yankees organization.

2012: Combined to hit .322 (133-for-413) with 35 doubles, 17 home runs and 80 RBI in 110 games with Double-A Trenton, Single-A Tampa, Single-A Charleston and the GCL Yankees...led all Yankees minor leaguers in batting average...named to Team USA for the 2012 MLB All-Star Futures Game...following the season, was named the Yankees Minor League Player of the Year, and tabbed by Baseball America as the fourth best prospect in the organization.

2011: Split the season between GCL Yankees and Single-A Staten Island, batting .354 (63-for-178) with 18 doubles, six home runs and 36 RBI in 47 games...also stole 18 bases without being caught.

2010: Made his profession debut, going 0-for-2 with two HB in two games with the GCL Yankees.

PROFESSIONAL: Selected by New York-AL in the 13th round of the 2010 First-Year Player Draft.

AUSTIN'S PLAYING RECORD																			
YEAR	CLUB	AVG	G	AB	R	H	2B	3B	HR	RBI	SH	SF	HB	BB	SO	SB	CS	OBP	OPS
2010	GCL Yankees	.000	2	2	0	0	0	0	0	0	0	0	2	0	1	0	0	.500	.500
2011	GCL Yankees	.390	20	82	13	32	8	1	3	22	0	0	2	5	16	11	0	.438	1.060
	Staten Island	.323	27	96	16	31	10	1	3	14	0	2	4	10	23	7	0	.402	.943
2012	Tampa	.321	36	134	20	43	13	1	2	23	0	0	2	12	28	6	0	.385	.863
	Trenton	.286	2	7	2	2	0	0	0	1	0	0	0	1	1	0	0	.375	.661
	GCL Yankees	.500	2	6	1	3	0	0	1	2	0	0	0	1	1	0	0	.571	1.571
	Charleston	.320	70	266	69	85	22	5	14	54	0	3	3	37	68	17	2	.405	1.002
2013	GCL Yankees 2	.667	2	6	1	4	0	0	0	0	0	0	0	1	0	0	0	.714	1.381
	Trenton	.257	83	319	43	82	17	1	6	40	0	3	3	41	79	4	0	.344	.717
2014	Trenton	.275	105	396	56	109	20	5	9	47	0	3	2	36	80	3	2	.336	.756
2015	Trenton	.260	21	77	8	20	5	2	2	8	0	0	1	8	16	3	2	.337	.792
	Scranton/WB	.235	73	264	33	62	8	0	4	27	1	4	4	26	81	8	1	.309	.619
2016	Trenton	.260	50	177	22	46	10	1	4	29	0	2	1	30	46	1	1	.367	.762
	Scranton/WB	.323	57	201	39	65	24	0	13	49	0	1	0	32	59	5	0	.415	1.051
	NEW YORK-AL	.241	31	83	7	20	3	0	5	12	0	0	0	7	36	1	0	.300	.758
2017	Trenton	.429	5	14	5	6	1	2	0	1	0	0	1	2	2	0	0	.529	1.315
	Scranton/WB	.275	47	171	29	47	14	1	10	32	0	1	0	18	52	0	0	.342	.886
	NEW YORK-AL	.225	20	40	4	9	2	0	2	8	0	2	0	4	17	0	0	.283	.708
2018	Scranton/WB	.253	26	99	14	25	9	0	6	14	0	0	1	8	32	0	0	.315	.840
	NEW YORK-AL	.223	34	121	16	27	6	0	8	23	0	1	2	8	53	1	1	.280	.751
	Rochester	.263	9	38	6	10	2	1	3	8	0	0	1	1	10	0	0	.300	.905
	MINNESOTA	.236	35	123	18	29	4	0	9	24	0	2	0	11	42	0	1	.294	.782
2019	MINNESOTA	.250	2	4	1	1	1	0	0	0	0	0	0	1	3	0	0	.400	.900
	SAN FRANCISCO	.185	70	130	24	24	2	1	8	20	0	0	0	17	57	1	0	.279	.679
	MILWAUKEE	.200	17	20	5	4	2	0	1	4	0	0	0	6	7	1	0	.370	.820
Minor League Totals		.285	637	2355	377	672	163	21	80	371	1	19	27	269	595	65	8	.363	.837
Major League Totals		.219	209	521	75	114	20	1	33	91	0	6	2	54	215	4	2	.292	.743



CHASE DE JONG



RIGHT-HANDED PITCHER

H/W: 6-4/205

B/T: L/R

Acquired: Trade with Seattle on 7/30/18

Age: 25

Born: 12/29/1993 in Long Beach, CA

Resides: Long Beach, CA

PERSONAL: Chase Louis De Jong (pronounced dee-YUNG)...Twitter: @ChaseDeJong...Instagram: @chasedejong...graduated from Long Beach's Woodrow Wilson High School...committed to University of Southern California before signing with Toronto.

2019:

- Reassigned to minor league camp from Twins spring training May 16 and began season at Triple-A Rochester.
- Did not appear for Red Wings and had contract selected April 6.
- Made one appearance for Twins April 9 at New York-NL, allowing four runs on three hits in 1.0 inning pitched...optioned to Rochester April 10.
- Made 13 appearances with Red Wings through early July and was released from organization July 12.

2018: Began the season with Double-A Arkansas (Seattle)...went 5-5 with a 3.80 ERA (51 ER, 120.2 IP) in 21 starts...allowed 12 home runs while striking out 89...named Midseason All-Star with Double-A Arkansas...traded to Minnesota on July 30 for left-handed pitcher Zach Duke...was optioned to Triple-A Rochester...with Rochester went 2-3, 3.20 ERA (14 ER, 39.1 IP) in seven games (5 starts), allowed two home runs and 12 walks with 34 strikeouts...recalled by Minnesota on September 4, making his debut for the Twins on September 9 vs. Kansas City...went 4.0 innings and did not allow a run and just one hit...earned first career win in final appearance, making the start September 28 vs. Chicago-AL, allowing two runs on four hits in 6.0 innings pitched with one walk and four strikeouts...designated for release or assignment January 31 when the Twins signed Martin Pérez...signed back with Twins on minor league contract February 6.

2017: With Seattle was 0-3 with 6.35 ERA (28.1 IP, 20 ER) with 13 strikeouts in 7 games (4 starts) in majors...made his major league debut on April 5 at Houston, and made his first start on April 30 at Cleveland...had four stints in Majors with Seattle: April 3-5, April 21-23, April 26-May 17 & June 14-16...went 4-9 with 5.99 ERA (112.2 IP, 75 ER) in 20 starts between Triple-A Tacoma and Double-A Arkansas (8/7-end)...made 15 starts with Tacoma, going 3-6 with a 6.00 ERA (84.0 IP, 56 ER)...went 1-3 with 5.97 ERA (28.2 IP, 19 ER) in 5 starts with Arkansas (8/7-end of year).

2016: Made 26 starts with Triple-A Oklahoma City and Double-A Tulsa, going 15-5 with 2.82 ERA (147.0 IP, 46 ER)...Texas League Pitcher of the Year and mid- and post-season All-Star...Baseball America Double-A All-Star led Double-A pitchers in wins, WHIP (1.02), and opponents' average (.207, 1st)...Texas League Pitcher of the Week for period ending July 24.

2015: Named California League Pitcher of the Week on July 27...went 11-7 with 3.43 ERA (136.1 IP, 52 ER) in 25 games (24 starts) between Toronto and Los Angeles-NL Single-A affiliates...traded to Los Angeles-NL on July 2 with Tim Lincecum for three international signing slots...in two postseason starts for Rancho Cucamonga, went 1-0 with 1.42 ERA.

2014: With Single-A Lansing, was 1-6 with 4.82 ERA (52 ER, 97.0 IP) in 23 games (21 starts).

2013: Struck out 66 batters in 56 innings at Rookie-Bluefield (Toronto)...had 3.05 ERA in 13 games (10 starts).

2012: Was 1-0 with 1.50 ERA (2 ER, 12.0 IP) with 15 strikeouts in 6 games with GCL Blue Jays.

PROFESSIONAL: Selected by Toronto in second round of 2012 First-Year Player Draft.

DE JONG'S PITCHING RECORD

YEAR	CLUB	W-L	ERA	G	GS	CG	SH	SV	IP	H	R	ER	HR	HB	BB	SO	WP	K/9	BAA
2012	GCL Blue Jays	1-0	1.50	6	0	0	0	0	12.0	7	2	2	0	0	1	15	0	11.3	.171
2013	Bluefield	2-3	3.05	13	10	1	0	0	56.0	58	21	19	2	1	10	66	0	10.6	.261
2014	Lansing	1-6	4.82	23	21	0	0	0	97.0	113	59	52	12	7	22	73	6	6.8	.290
2015	Lansing	7-4	3.13	14	14	1	0	0	86.1	75	36	30	9	3	18	77	4	8.0	.231
	Rancho Cucamonga	4-3	3.96	11	10	0	0	0	50.0	44	27	22	6	1	15	52	0	9.4	.228
2016	Tulsa	14-5	2.86	25	25	2	1	0	141.2	106	51	45	15	3	39	125	9	7.9	.207
	Oklahoma City	1-0	1.69	1	1	0	0	0	5.1	6	1	1	0	0	1	8	0	13.5	.273
2017	Arkansas	1-3	5.97	5	5	0	0	0	28.2	32	20	19	3	3	10	18	2	5.7	.288
	Tacoma	3-6	6.00	15	15	0	0	0	84.0	99	61	56	18	4	27	61	5	6.5	.291
	SEATTLE	0-6	6.35	7	4	0	0	0	28.1	31	20	20	5	0	13	13	0	4.1	.282
2018	Arkansas	5-5	3.80	21	21	0	0	0	120.2	122	60	51	12	8	34	89	7	6.6	.265
	Rochester	2-3	3.20	7	5	0	0	0	39.1	37	14	14	2	2	12	34	2	7.8	.247
	MINNESOTA	1-1	3.57	4	4	0	0	0	17.2	18	9	7	3	0	6	13	2	6.6	.265
2019	Rochester	0-5	9.73	13	10	0	0	0	45.1	72	53	49	16	26	0	30	3	6.0	.360
	Sugarland	4-4	5.63	11	11	0	0	0	62.1	76	41	39	10	1	14	49	4	7.1	--
	MINNESOTA	0-0	36.00	1	0	0	0	0	1.0	3	4	4	1	0	3	0	0	0.0	.500
Minor League Totals		41-43	4.23	154	137	4	1	0	766.1	771	405	360	95	36	215	648	38	7.6	.260
Major League Totals		1-4	5.94	12	8	0	0	0	47.0	52	33	31	9	0	22	26	2	4.9	.500



RYAN EADES



RIGHT-HANDED PITCHER

H/W: 6-2/200

B/T: R/R

Acquired: 2nd RD in 2013 MLB Draft

Age: 27

Born: 12/15/1991 in Slidell, LA

Resides: Slidell, LA

PERSONAL: Ryan Nelson Eades...Instagram: @r_eades37...made ML debut in 2019 and became first player in baseball history to wear uniform number 80...attended Northshore High School in Slidell, LA...was a two-way player in high school and led Northshore to the state title as a junior in 2009...was 2008 and 2009 First-Team All-State and 2009 First-Team All-Southeast Region...did not pitch his senior season at Northshore due to surgery to repair a torn labrum but hit .400 with six home runs and 39 RBI...hit .369 with six home runs and 53 RBI as a junior...named the top baseball prospect in the state of Louisiana in 2008 after tossing 55.1 innings and striking out 63 in his sophomore season...attended Louisiana State University where he went 8-1, 2.81 ERA (96.0 IP, 30 ER) with 30 walks and 77 strikeouts in 16 starts for Tigers in 2013 as a junior...was 17-5, 3.59 ERA (233.0 IP, 93 ER), 76 walks and 171 strikeouts in 51 career appearances (39 starts) over three seasons from 2011-13...named the 2011 Cape Cod League Pitcher of the Year as he posted a 3-0 mark and a 0.84 ERA in 32.1 innings with seven walks and 23 strikeouts...father, who passed away in 2004, played in the Cincinnati organization.

2019:

- Was an invite to Twins spring training and reassigned to minor league camp March 20 and began season with Triple-A Rochester.
- Appeared in 16 games for the Red Wings, posting a 5.68 ERA (31.2 IP, 20 ER) with 39 strikeouts April 4-June 5.
- Had contract selected by Minnesota June 8.
- Made major league debut on June 8 at Detroit, pitching 2.0 scoreless innings of relief...recorded first career strikeout same night, fanning Jacob Jones.
- Became first player in Major League Baseball history to wear uniform number 80.
- Appeared in one more game for the Twins and optioned back to Rochester June 13.
- Claimed off waivers by Baltimore August 14.

2018: Started the season with Double-A Chattanooga...set season-high with seven strikeouts in just 4.0 innings pitched April 23 at Jackson...promoted to Triple-A Rochester August 11 where he finished the season...posted a 0.89 ERA (30.1 IP, 3 ER) with five walks, 34 strikeouts and a .198 opponent batting average in his final 15 games (eight games at Chattanooga and seven games at Rochester)...combined to go 4-3, 3.54 ERA (76.1 IP, 30 ER) with 22 walks and 88 strikeouts in 36 games (6 starts) between Chattanooga and Rochester...went 0-0, 0.45 ERA (20.0 IP, 1 ER) in six starts and 4-3, 4.63 ERA (56.1 IP, 29 ER) in 30 relief appearances.

2017: Began season with Double-A Chattanooga...transferred to Triple-A Rochester May 29...transferred back to Chattanooga June 6...on disabled list with a right lat strain June 10-27...named Southern League Pitcher of the Week July 2 after tossing 5.0 perfect innings with nine strikeouts over two relief appearances...pitched for Surprise in the Arizona Fall League going 2-0 with a 0.66 ERA (13.2 IP, 1 ER), three walks and 13 strikeouts in 10 appearances (1 start).

2016: Spent entire season with Double-A Chattanooga...went 6-4, 4.40 ERA (100.1 IP, 49 ER) in 19 starts and 0-1, 6.23 ERA (13.09 IP, 11 ER) in seven relief appearances...began season as starter until moving to bullpen in July and early August then finished the season in the Lookouts rotation.

2015: Spent entire season with Single-A Ft. Myers in the starting rotation...named Florida State League Midseason All-Star after going 4-1, 3.09 ERA (67.0 IP, 23 ER) in 11 starts before the break...tossed 1.0 inning earning a hold in the FSL All-Star Game...allowed just two runs and 11 hits in 15.1 IP (1.17 ERA) in his final three starts of the season before being placed on the disabled list with an oblique injury...finished season with the sixth best ERA (3.11) in the Florida State League and 10th best ERA in the Twins minor league system.

2014: Spent second professional season with Single-A Cedar Rapids in the starting rotation...pitched a complete game shutout in his fifth start of the season April 12, a 6.0 inning outing allowing three hits and one walk while striking out six...nine of his 25 starts were quality, four of which he did not allow an earned run...went 3-0, 2.86 ERA (28.1 IP, 9 ER) in five appearances (4 starts) in August...led Kernels in appearances (26), starts (25), innings (133.0) and wins (10)...10 wins were tied for third most in the Midwest League.

2013: Spent first professional season with Rookie-Level Elizabethton, appearing in 10 games, posting a 4.60 ERA (15.2 IP, 8 ER) with 12 walks and 13 strikeouts.

PROFESSIONAL: Selected by Minnesota in second round of 2013 First-Year Player Draft; signed by scout Greg Runser...originally selected by Colorado in the 19th round of the 2010 First-Year Player Draft.

MAJORS' PITCHING RECORD

YEAR	CLUB	W-L	ERA	G	GS	CG	SH	SV	IP	H	R	ER	HR	HB	BB	SO	WP	K/9	BAA
2013	Elizabethton	0-0	4.60	10	0	0	0	0	15.2	13	9	8	0	2	12	13	3	7.5	.236
2014	Cedar Rapids	10-11	5.14	26	25	1	1	0	133.0	147	85	76	11	10	50	98	13	6.6	.285
2015	Ft. Myers	6-3	3.11	20	20	0	0	0	118.2	109	43	41	5	6	38	80	3	6.1	.250
2016	Chattanooga	6-5	4.61	26	19	0	0	0	113.1	112	63	58	4	5	44	91	7	7.2	.264
2017	Rochester	2-0	1.13	2	1	0	0	0	8.0	6	1	1	0	0	2	9	1	10.1	.207
	Chattanooga	4-3	3.63	28	8	0	0	0	79.1	59	33	32	3	2	31	58	2	6.6	.209
2018	Chattanooga	4-3	4.28	29	3	0	0	0	61.0	66	34	29	5	1	18	68	0	10.0	.276
	Rochester	0-0	0.59	7	3	0	0	0	15.1	13	2	1	0	1	4	20	0	11.7	.224
2019	Rochester	4-3	5.51	29	2	0	0	3	50.2	59	32	31	7	0	16	63	3	11.2	.289
	MINNESOTA	0-0	0.00	2	0	0	0	0	3.2	0	0	0	0	0	2	5	0	12.3	.286
	Norfolk	0-0	0.00	2	0	0	0	0	1.2	2	0	0	0	0	1	1	0	5.4	.333
	BALTIMORE	0-1	3.52	6	0	0	0	0	7.2	7	3	3	2	1	4	5	0	5.9	.241
5.Minor League Totals		36-28	4.18	179	81	1	1	0	596.2	586	302	277	35	27	216	501	34	7.6	.290
Major League Totals		0-1	2.38	8	0	0	0	0	11.1	11	3	3	3	1	6	10	0	7.9	.256




MATT MAGILL

RIGHT-HANDED PITCHER

H/W: 6-3/210 **B/T:** R/R **Acquired:** Signed as minor league free agent, 1/25/18
Age: 29
Born: 11/10/1989 in Simi Valley, CA
Resides: Oceanside, CA

PERSONAL: Matthew W. Magill...Twitter: @magillmlb...Instagram: @magillmlb...resides in Oceanside, CA with his wife, Melissa...son, Maverick (2018)...participated in the 2013 Dodger Winter Development Program at Camelback Ranch - Glendale...coached at a youth clinic at the opening of the Dodgers Dreamfield at Reseda Park in January 2013...originally committed to play college baseball at Cal Poly San Luis Obispo...as a senior at Royal High School in Simi Valley in 2008, went 2-2 with a 1.44 ERA in 13 games (nine starts).

2019:

- Began season on 10-day Injured List with right shoulder tendinitis...pitched in five games on rehab assignment with Triple-A Rochester and reinstated April 26.
- Went 1-0, 1.35 ERA (13.1 IP, 2 ER) with five walks, 18 strikeouts an a .188 opponents batting average in first 14 games.
- Posted a 7.20 ERA (15.0 IP, 12 ER) in next 14 games with Twins from June 2-July 17.
- Designated for release or assignment July 18.
- Traded to Seattle in exchange for cash considerations July 21.

2018: Started season in Triple-A Rochester...didn't allow an earned run in five appearances (8.2 IP)...contract selected by the Twins on April 28...made major league debut on April 29 vs. Cincinnati, pitching 2.1 scoreless innings...earned first major league win May 11 at Los Angeles-AL, pitching 1.0 scoreless inning...posted a 1.14 ERA (23.2 IP, 3 ER) with opponent hitting .190 with three walks and 18 strikeouts in first 14 appearances from April 29-June 16...was placed on Paternity Leave list from August 3-7, to attend birth of his first child Maverick...allowed three home runs in 1.0 inning of relief August 26 vs. Oakland, the first Twins reliever to allow as many as three homers in just 1.0 inning since Travis Bowyer did it on September 29, 2005 vs. Kansas City...set career-highs in games (40), innings pitched (56.2) and strikeouts (56).

2017: Signed by the Padres in the offseason, spent most of the season with Triple-A El Paso, going 6-5 in 19 appearances (17 starts) with a 3.95 ERA...missed most of the second half of the season with third digit inflammation in right hand.

2016: Made five appearances with Cincinnati, allowing three runs in only 4.1 innings...spent most of the season with Triple-A Louisville, throwing 42.1 innings over 29 appearances with a 4.46 ERA and 43 strikeouts.

2015: After three starts with Louisville (Cincinnati), placed on 60-day DL and had to undergo "Tommy John" surgery.

2014: Spent the season at Class AAA Albuquerque (Los Angeles-NL), where he made 12 starts and 24 relief appearances...following the season pitched for Glendale in the Arizona Fall League (7 g, 6gs, 2-3, 3.96, 25ip, 21h, 14bb, 21k)...traded to the Reds in exchange for OF Chris Heisey, December 2.

2013: Saw his first major league action, going 0-2 with a 6.51 ERA (27.2 IP, 20 ER) in six starts during three stints with the Dodgers...made his Major League debut on April 27 vs. Milwaukee and allowed just two runs and four hits in 6.2 innings in a no decision...struck out a season-high eight batters and allowed just one run in 5.0 innings on May 19 at Atlanta...went 6-2 with a 3.47 ERA in 18 games (16 starts) for Triple-A Albuquerque...fanned 101 batters in 85.2 innings pitched...with Albuquerque, limited opponents to a .238 batting average...following the season, pitched for Indios de Mayaguez in the Puerto Rican Winter League.

2012: Went 11-8 with a 3.75 ERA in 26 starts for Double-A Chattanooga (Los Angeles-NL), leading Dodger prospects with 168 strikeouts and ranking among the organizational leaders in wins (T-2nd) and ERA (6th)...limited opposing hitters to a .232 batting average with 168 strikeouts and just 61 walks in 146.1 innings pitched...held right-handed hitters to a .202 batting average (58-for-287)...selected as a Midseason Southern League All-Star...honored three times as Southern League Pitcher of the Week, doing so for the periods of April 23-29, May 21-27 and July 9-15...earned Dodger Pride Awards in May and July...went 3-1 with a 2.33 ERA (27.0 IP, 7 ER) in five May starts and was 3-1 with a 2.48 ERA (29.0 IP, 8 ER) in five July starts...also posted a sub-3.00 ERA in August, when he went 3-3 with a 2.77 ERA (39.0 IP, 12 ER) and a .167 opponents' batting average in six starts...posted a 3.00 ERA in 13 starts after the All-Star break (27.0 IP, 26 ER), while limiting opposing hitters to a .213 average (61-for-286). Allowed just one run in 6.0 innings in his only postseason start, a 3-0 loss to Jackson.

2011: Tied for the Single-A Rancho Cucamonga team lead with 11 wins and led the club with 139.1 innings pitched...got off to a hot start, going 3-0 with a 1.64 ERA (22.0 IP, 4 ER) in four April games (3 starts)...won the Dodger Pride Award for July, posting a 3-0 record with a 2.36 ERA (26.2 IP, 7 ER) in four starts. Ranked second on the Quakes with 126 strikeouts.

2010: Led the Single-A Midwest League and ranked eighth among all minor leaguers with a .194 opponents' batting average (87-for-448) in 24 games (20 starts) for Great Lakes...tied for fifth in the league with 135 strikeouts...won the MiLB Award for Best Class-A Starting Pitcher after a fan vote on MiLB.com...limited opposing hitters to a .227 average (40-for-176) with runners on base and a .223 mark (23-for-103) with runners in scoring position...posted a 3.18 ERA (17.0 IP, 6 ER) with one save in four games (two starts) to win the April Dodger Pride Award for Great Lakes.

PROFESSIONAL: Was originally selected by Los Angeles-NL in the 31st round of the 2008 First-Year Player Draft.

MAGILL'S PITCHING RECORD																			
YEAR	TEAM	W-L	ERA	G	GS	CG	SH	SV	IP	H	R	ER	HR	HB	BB	SO	WP	K/9	BAA
2008	GCL Dodgers	1-2	3.34	11	3	0	0	1	29.2	30	16	11	2	0	9	25	5	7.6	.265
2009	Ogden	6-3	4.00	15	15	0	0	0	72.0	59	43	32	7	7	30	55	4	6.9	.224
2010	Great Lakes	7-4	3.28	24	20	1	0	2	126.1	87	50	46	13	5	52	135	10	9.6	.194
2011	Rancho Cucamonga	11-5	4.33	26	21	0	0	0	139.1	156	78	67	15	2	52	126	9	8.1	.280
2012	Chattanooga	11-8	3.75	26	26	0	0	0	146.1	127	71	61	8	3	61	168	10	10.3	.232
2013	AZL Dodgers	0-0	0.00	1	1	0	0	0	3.0	1	0	0	0	0	0	3	0	9.0	.100
	Albuquerque	6-2	3.47	18	16	0	0	0	85.2	72	34	33	7	1	50	101	5	10.6	.238
	LOS ANGELES-NL	0-2	6.51	6	6	0	0	0	27.2	27	25	20	6	1	28	26	1	8.5	.257
2014	Albuquerque	7-6	5.21	36	12	0	0	0	84.2	80	53	49	8	6	59	70	13	7.4	.254
2015	Louisville	1-1	7.90	3	3	0	0	0	13.2	22	12	12	2	1	8	13	3	8.6	.379
2016	Pensacola	0-0	6.52	9	0	0	0	1	9.2	12	7	7	0	0	6	16	3	14.9	.308
	Louisville	4-1	4.46	29	0	0	0	1	42.1	40	24	21	6	0	21	43	4	9.1	.250
	CINCINNATI	0-0	6.23	5	0	0	0	0	4.1	5	3	3	1	0	5	1	0	2.1	.357
2017	AZL Padres 2	0-0	0.00	1	1	0	0	0	2.0	1	0	0	0	0	1	5	0	22.5	.143
	El Paso	6-5	3.95	19	16	0	0	0	95.2	105	47	42	13	5	41	73	0	6.9	.285
2018	Rochester	0-0	0.00	5	0	0	0	2	8.2	5	0	0	0	0	2	13	2	13.5	.161
	MINNESOTA	3-3	3.81	40	0	0	0	0	56.2	58	24	24	11	3	23	56	0	8.9	.262
2019	Rochester	0-1	1.69	5	1	0	0	1	5.1	2	1	1	0	0	1	8	0	13.5	.105
	MINNESOTA	2-0	4.45	28	0	0	0	0	28.1	30	21	14	4	2	15	36	2	11.4	.263
	SEATTLE	3-2	3.63	22	0	0	0	5	22.1	21	10	9	3	0	5	28	3	11.3	.236
Minor League Totals		60-38	3.98	228	136	1	0	7	864.1	799	436	382	81	30	393	854	68	8.9	.247
Major League Totals		8-7	4.52	101	6	0	0	5	139.1	141	83	70	25	6	76	147	6	9.50	.260



ADALBERTO MEJIA



LEFT-HANDED PITCHER

H/W: 6-3/195

B/T: R/L

Acquired: Trade with SF, 7/28/16

Age: 26

Born: 6/20/1993 in Loma de Cabrera, DR

Resides: Bonaio, DR

PERSONAL: Adalberto Mejia (add-al-BARE-toh meh-HEE-uh)...wife Alejandrina...daughter Aleisha...hobbies include going to the pool and spending time with family.

2019:

- Made Twins Opening Day roster, the first of career.
- Spent time on Injured List May 1-July 2 with a right calf strain.
- Appeared in just two games upon return from IL and rehab assignment, allowing four runs in 4.0 innings.
- Allowed runs in six of 13 appearances for Minnesota, posting a 8.80 ERA (15.1 IP, 15 ER) in 13 games for Twins.
- Designated for release or assignment July 13 and claimed off waivers by Los Angeles-AL July 20.

2018: Optioned from Twins spring training to Triple-A Rochester March 13...opened season as Red Wings' number two starter...went 4-2, 2.74 ERA (49.1 IP, 15 ER) with 16 walks and 50 strikeouts in 11 starts...recalled June 30 to make start that day at Chicago-NL, allowing four runs on six hits in 4.0 innings pitched; optioned back to Rochester July 2...pitched in four more games for the Red Wings and was recalled again July 21...made four appearances (3 starts) for the Twins July 23-August 7, going 2-0, 0.49 ERA (18.1 IP, 1 ER) with six walks and 12 strikeouts...placed on 10-day disabled list with a left wrist strain August 9 and missed the rest of the season...transferred to 60-day disabled list September 1.

2017: Pitched in first spring training with the Twins (2nd of career) and optioned to Triple-A Rochester April 23...made four starts for the Red Wings, going 0-1, 3.48 ERA (20.2 IP, 8 ER) with three walks and 16 strikeouts...added as 26th man for doubleheader May 21 vs. Kansas City; started Game 2 that day, earning his first major league win, allowing three runs on five hits in 7.0 innings pitched...recalled back to Minnesota May 26 and was part of Twins starting rotation...won three straight starts June 23-July 3, posting a 1.53 ERA (17.2 IP, 3 ER) in that span...placed on 10-day disabled list August 9 with left arm brachialis strain; made three rehab starts, two with Triple-A Rochester and one with Double-A Chattanooga in the Lookouts' playoff series; reinstated September 13...went 2-2, 2.70 ERA (36.2 IP, 11 ER) in eight road starts and 2-5, 5.58 ERA (61.1 IP, 38 ER) in 13 home starts...his 21 starts were the most for a Twins rookie since Scott Diamond in 2012 (27)...ranked fourth on Twins staff in starts (21), innings pitched (98.0) and strikeouts (85)...finished third among AL rookies in strikeouts (85) and fifth in innings pitched (98.0).

2016: Attended Giants spring training; optioned to Double-A Richmond March 14...began season with Richmond going 3-2, 1.94 ERA (65.0 IP, 14 ER) with 16 walks and 58 strikeouts in 11 starts...promoted to Triple-A Sacramento June 17...went 4-1, 4.20 ERA (40.2 IP, 19 ER) with 11 walks and 43 strikeouts in seven starts for Sacramento...traded to Minnesota in exchange for infielder Eduardo Nunez July 28...reported to Triple-A Rochester...made three starts for the Red Wings going 1-2, 4.66 ERA (19.1 IP, 10 ER) with three walks and 20 strikeouts before being recalled August 20...made major league debut August 20 at Kansas City, allowing two runs on five hits in 2.1 innings of relief...optioned back to Rochester following the game...combined to go 9-5, 3.00 ERA (132.0 IP, 44 ER) with 30 walks and 126 strikeouts in 22 starts between Richmond, Sacramento and Rochester...named sixth best prospect and best control in Twins system by *Baseball America*, entering 2017.

2015: Returned from his suspension in June after testing positive for banned substance...posted a record of 5-2, 2.45 ERA (51.1 IP, 14 ER) over 12 appearances (nine starts) for Double-A Richmond...pitched in the Arizona Fall League, going 2-2 with a 3.48 ERA in seven starts for the Scottsdale Scorpions...was invited to Giants Major League spring training camp for the first time in his career...added to the Giants 40-man roster on November 20, 2015...ranked by *Baseball America* as the Giants No. 10 prospect entering the 2016 season.

2014: Ranked as the Giants fourth best prospect entering the season...spent entire season with Double-A Richmond, going 7-9, 4.67 ERA (108.0 IP, 56 ER) in 22 appearances (21 starts)...was placed on the disabled list with plantar fasciitis from July 5-13...also missed seven days on the disabled list with a blister (July 21-27)...suspended for 50 games by Major League Baseball for testing positive for a banned stimulant on November 14, 2014.

2013: Spent a majority of the season with Single-A San Jose (San Francisco)...made 16 starts for San Jose going 7-4, 3.31 ERA (87.0 IP, 32 ER)...made one start for Triple-A Fresno allowing two runs on five hits in 5.0 innings.

2012: Spent entire season with Single-A Augusta (San Francisco), making 30 appearances (14 starts)...went 6-5, 4.04 ERA (78.0 IP, 35 ER) with 13 walks and 44 strikeouts in 14 starts.

2011: Began professional career with the DSL Giants, making 13 starts and posting a 1.42 ERA (76.0 IP, 12)...did not allow a home run all season and walked eight compared to striking out 71.

PROFESSIONAL: Signed by San Francisco as an undrafted free agent February 1, 2011.

MEJIA'S PITCHING RECORD

YEAR	CLUB	W-L	ERA	G	GS	CG	SH	SV	IP	H	R	ER	HR	HB	BB	SO	WP	K/9	BAA
2011	DSL Giants	5-2	1.42	13	13	0	0	0	76.0	58	18	12	0	6	8	71	2	8.4	.209
2012	Augusta	10-7	3.97	30	14	1	0	0	106.2	122	57	47	4	4	21	79	6	6.7	.284
2013	Fresno	0-0	3.60	1	1	0	0	0	5.0	5	2	2	2	0	2	2	0	3.6	.250
	San Jose	7-4	3.31	16	16	0	0	0	87.0	75	34	32	11	1	23	89	5	9.2	.228
2014	Richmond	7-9	4.67	22	21	0	0	0	108.0	119	62	56	9	0	31	82	2	6.8	.283
2015	Richmond	5-2	2.45	12	9	0	0	0	51.1	38	14	14	2	1	18	38	2	6.7	.204
2016	Richmond	3-2	1.94	11	11	0	0	0	65.0	48	16	14	4	1	16	58	3	8.0	.203
	Sacramento	4-1	4.20	7	7	0	0	0	40.2	42	19	19	5	0	11	43	0	9.5	.263
	MINNESOTA	0-0	7.71	1	0	0	0	0	2.1	5	2	2	0	0	1	0	0	0.0	.455
	Rochester	2-2	3.76	4	4	0	0	0	26.1	28	11	11	3	1	3	25	0	8.5	.269
2017	Rochester	1-1	2.83	6	6	0	0	0	28.2	26	9	9	1	0	6	22	1	6.9	.241
	MINNESOTA	4-7	4.05	21	21	0	0	0	98.0	110	52	49	13	5	44	85	2	7.8	.281
2018	Rochester	5-3	3.27	15	12	0	0	0	63.1	55	25	23	3	1	20	62	1	8.8	.229
	MINNESOTA	2-0	2.01	5	4	0	0	0	22.1	17	5	5	1	2	9	13	2	5.2	.21
2019	Ft. Myers	0-0	0.00	2	2	0	0	0	2.0	0	0	0	0	0	0	3	0	13.5	.250
	Pensacola	0-0	0.00	4	4	0	0	0	5.0	2	0	0	0	0	1	7	1	12.6	.111
	MINNESOTA	0-2	8.80	13	0	0	0	0	15.1	16	16	15	3	0	12	15	1	8.8	.276
	Salt Lake	0-0	0.00	3	0	0	0	1	2.1	2	0	0	0	0	1	2	0	7.7	.222
	LOS ANGELES-AL	0-0	4.66	14	0	0	0	0	9.2	9	6	5	1	0	6	11	0	10.2	.214
	ST. LOUIS	0-0	9.00	2	0	0	0	0	3.0	8	3	3	0	0	1	2	2	6.0	.500
Minor League Totals		49-33	3.22	146	120	1	0	0	667.1	622	267	239	44	15	161	583	23	7.9	.244
Major League Totals		6-9	4.62	62	25	0	0	1	154.0	165	84	79	18	7	75	128	7	7.48	.273



RIGHT-HANDED PITCHER

H/W: 6-4/220

B/T: R/R

Acquired: Signed as minor league free agent, 12/17/18

Age: 28

Born: 5/3/1991 in Andover, MN

Resides: Leawood, KS

PERSONAL: Michael William Morin (pronounced MORE-in)...Twitter: @MrMoosh28...attended Shawnee Mission South High School (Overland Park, KS) and the University of North Carolina at Chapel Hill...appeared in 94 games (7 starts) in three seasons for the Tar Heels from 2010-12, going 15-9, 3.67 ERA (161.2 IP, 66 ER) with 32 saves, 51 walks and 164 strikeouts.

2019:

- Was an invite to Twins spring training and reassigned to minor league camp March 25; began season with Triple-A Rochester.
- Appeared in eight games for the Red Wings and had contract selected by Minnesota May 2 (Adalberto Mejia placed on IL).
- Posted a 1.17 ERA (15.1 IP, 2 ER) with two walks, nine strikeouts, a .217 opponents batting average, one save and one hold in 16 games for the Twins May 3-June 16.
- Posted a 7.36 ERA (7.1 IP, 6 ER) in next seven games from June 18-July 4.
- Designated for release or assignment July 16.
- Traded to Philadelphia in exchange for cash considerations July 18.

2018: Pitched in sixth career spring training, his first with Seattle after being claimed off waivers from Kansas City in December...outrighted in the middle of spring training (March 14) and reported to Triple-A Tacoma, making 20 appearances, posting a 3.24 ERA (25.0 IP, 9 ER) with a .242 opponent batting average...contract selected by Seattle June 8...appeared in two games for the Mariners, designated for release for assignment and reported back to Triple-A Tacoma June 16...selected again shortly after by the Mariners for one appearance and outrighted for a third time to Tacoma where he finished the season...combined to go 5-2, 4.06 ERA (57.2 IP, 26 ER) with 14 walks, 58 strikeouts and three saves in 44 games between Tacoma and Seattle.

2017: Combined to post a 7.20 ERA (20.0 IP, 16 ER) with 16 strikeouts in 16 relief appearances with Los Angeles-AL and Kansas City...had seven stints in majors, including six with Los Angeles-AL from April 7-21, May 27-June 1, June 13-14, June 20-21, July 4-14 and August 25-26...placed on 10-day disabled list April 21-May 27 with neck tightness...designated for assignment by Los Angeles-AL September 5 and claimed off waivers by Kansas City September 12...retired 10 of first 12 batters faced over first four scoreless appearances with Kansas City.

2016: Set Los Angeles-AL club record with streak of nine consecutive games without allowing a baserunner (April 18-May 6); previous record held by Troy Percival (8, April 21-May 11, 1996)...had streak of 11 straight games (10.0 IP) without allowing a hit from April 18-May 11, tied-second-longest no-hit appearance streak in Angels history (Ernesto Frieri, 13 in 2012)...stranded 34 of 42 inherited runners...81% stranded rate ranked seventh in AL (min. 30 inherited runners)...among Angels relievers, ranked tied for first with 13 holds, second with 60 appearances and third with 55.2 innings pitched.

2015: Split season between Los Angeles-AL, Triple-A Salt Lake and AZL Angels...placed on 7-day disabled list May 24 with a left oblique strain; went on rehab assignment with AZL Angels and reinstated June 24...earned first career major league save September 27 vs. Seattle with perfect ninth inning...struck out 13.0 batters-per-9.0 innings (26 K, 18.0 IP) in 23 post-All-Star Break games for the Angels...ranked seventh on the Angels staff in appearances despite missing much of season.

2014: Named by *Baseball America* as having best changeup and best control in the Los Angeles-AL system entering the season...opened season with Double-A Arkansas and did not allow a run in five appearances (5.0 IP) before being promoted to Triple-A Salt Lake April 16...promoted to Angels April 27...made major league debut April 30 vs. Cleveland...started big league career with eight straight scoreless appearances (8.2 IP)...earned first career win June 21 vs. Texas with a scoreless inning pitched...ranked third among American League rookies with 60 appearances...missed 13 games on disabled list with a left foot laceration from August 4-16...made one appearance for Angels during 2014 ALDS vs. Kansas City...pitched one inning during Game 3 at Kauffman Stadium and allowed two earned runs on three hits including home run by Mike Moustakas.

2013: Began season with Single-A Inland Empire (Los Angeles-AL) and went 3-1, 1.85 ERA (39.0 IP, 8 ER) with 13 saves in 30 games for 66ers before being promoted to Double-A Arkansas in late June...pitched in 26 games for the Travelers, with record of 0-2, 2.03 ERA (31.0 IP, 7 ER) and 10 saves...combined to record 76 strikeouts with just 10 walks in 70.0 innings pitched with Inland Empire and Arkansas...named Angels Minor League Pitcher of the Year for 2013...played in Arizona Fall League, posting a 2.03 ERA (13.1 IP, 3 ER).

2012: Spent first professional season with Rookie Orem (Los Angeles-AL), going 2-2, 4.93 ERA (34.2 IP, 19 ER) and four saves in 24 games.

PROFESSIONAL: Originally selected by Kansas City in the 40th round of the 2009 First-Year Player Draft but elected to play collegiately at University of North Carolina...selected by Los Angeles-AL in the 13th round of the 2012 First-Year Player Draft; signed by Angels scout Brandon McArthur.

MORIN'S PITCHING RECORD

YEAR	CLUB	W-L	ERA	G	GS	CG	SH	SV	IP	H	R	ER	HR	HB	BB	SO	WP	K/9	BAA
2012	Orem	2-2	4.93	24	0	0	0	4	34.2	34	23	19	2	1	14	29	6	7.5	.262
2013	Arkansas	0-2	2.03	26	0	0	0	10	31.0	26	7	7	2	2	5	33	3	9.6	.230
	Inland Empire	3-1	1.85	30	0	0	0	13	39.0	30	9	8	2	1	5	43	0	9.9	.221
2014	Salt Lake	0-1	12.00	4	0	0	0	2	3.0	7	5	4	1	0	0	5	0	15.0	.438
	Arkansas	1-0	0.00	5	0	0	0	3	5.0	3	0	0	0	0	0	6	0	10.8	.176
	Inland Empire	0-0	0.00	1	0	0	0	1	1.0	1	0	0	0	0	0	2	0	18.0	.250
	LOS ANGELES-AL	4-4	2.90	60	0	0	0	0	59.0	51	22	19	3	3	19	54	3	8.2	.234
2015	Salt Lake	4-2	6.23	14	0	0	0	1	17.1	25	14	12	3	2	6	19	1	9.9	.342
	AZL Angels	0-0	0.00	1	1	0	0	0	1.0	1	0	0	0	0	0	1	0	9.0	.250
	LOS ANGELES-AL	4-2	6.37	47	0	0	0	1	35.1	36	28	25	3	2	9	41	0	10.4	.265
2016	Salt Lake	0-1	3.60	11	0	0	0	2	10.0	8	4	4	2	1	1	11	0	9.9	.238
	LOS ANGELES-AL	2-2	4.37	60	0	0	0	0	55.2	52	31	27	6	1	15	49	1	7.9	.250
2017	Salt Lake	0-1	3.20	22	1	0	0	1	39.1	34	14	14	5	2	7	25	0	5.7	.238
	LOS ANGELES-AL	0-0	6.91	10	0	0	0	0	14.1	21	11	11	3	1	2	10	0	6.3	.350
	KANSAS CITY	0-0	7.94	6	0	0	0	0	5.2	8	5	5	0	0	3	6	0	9.5	.333
2018	Tacoma	5-2	3.86	41	3	0	0	3	53.2	51	25	23	3	1	13	52	3	8.7	.250
	SEATTLE	0-0	6.75	3	0	0	0	0	4.0	6	3	3	0	0	1	6	0	13.5	.375
2019	Rochester	0-1	2.25	8	1	0	0	1	12.0	11	4	3	1	0	3	12	0	9.0	.xxx
	MINNESOTA	0-0	3.18	23	0	0	0	1	22.2	20	11	8	3	2	2	11	0	4.4	.227
	PHILADELPHIA	1-3	5.79	29	0	0	0	0	28.0	26	18	18	3	2	8	15	2	4.82	.248
Minor League Totals		15-13	3.43	187	6	0	0	41	247.0	231	105	94	21	10	54	238	13	8.7	.250
Major League Totals		1-3	5.79	29	0	0	0	0	28.0	26	18	18	3	2	8	15	2	4.82	.248



BLAKE PARKER



RIGHT-HANDED PITCHER

H/W: 6-3/225

B/T: R/R

Acquired: Signed as free agent, 1/14/19

Age: 34

Born: 6/19/1985 in Fayetteville, AR

Resides: Fayetteville, AR

PERSONAL: Richard Blake Parker...Twitter: @BlaekParker...Instagram: @blakepark20...wife, Jordan...son, Tyce...attended Fayetteville HS (AR) and University of Arkansas...converted to pitcher in 2007 after starting professional career as position player in Chicago-NL organization, primarily a corner infielder, mostly first base...enjoys spending time outdoors, particularly trout fishing and duck hunting.

2019:

- Began season as Twins primary closer.
- Converted each of first eight save opportunities April 2-May 20.
- Posted an ERA of just 1.04 (17.1 IP, 2 ER) in first 18 games March 30-May 25.
- Posted a 7.59 ERA (10.2 IP, 9 ER) with 15 hits allowed in 12 June appearances.
- Went 10-for-11 in save opportunities in 37 games for Minnesota.
- Placed on Paternity List July 5-12.
- Designated for release or assignment July 24.
- Elected free agency on July 29 and signed with Philadelphia July 30.

2018: Spent second full season with Los Angeles-AL; second career Opening Day, second consecutive with Angels...struck out multiple batters in 21 games, including tying his career-high with four June 19 vs. Arizona (2.0 IP)...posted a 2.50 ERA (36.0 IP, 10 ER) with eight walks and 44 strikeouts in 35 home games, compared to a 4.15 ERA (30.1 IP, 14 ER) with 11 walks and 26 strikeouts in 32 road games...held right-handed hitters to a .231 batting average and left-handed hitters to a .269 average...converted 14 saves in 17 opportunities for a 82.4% success rate, 12th best percentage in the AL (minimum 15 opps.)...led the Angels staff in saves (14) and ranked fourth in games (67)...ranked second in relief strikeouts (70).

2017: Attended spring training with Angels as a non-roster invite...finished spring with active streak of 17 consecutive outs recorded via strikeout and had contract selected April 1...made Opening Day roster for first time in career...only member of Angels Opening Day bullpen to remain an active member of bullpen for entire season...had streak of 27 consecutive games (26.1 IP) at Angel Stadium without allowing an earned run; snapped August 5 vs. Oakland...second longest streak all-time (28 game streak by Scott Downs August 13, 2010-September 24, 2011)...eight saves ranked second on Angels (Bud Norris - 19)...recorded a WHIP of 0.83 ranked tied for third among AL relievers...struck out 33.9% of batters faced, fourth best rate for a reliever in franchise history (Francisco Rodriguez -36.7% in 2004, Ernesto Frieri - 36.5% in 2012 and Troy Percival - 34.4% in 1996).

2016: Made 38 appearances with Triple-A Tacoma (Seattle) to begin season before making lone appearance with Mariners August 4 (1.0 IP, 1 H, 1 BB)...claimed off waivers by New-York-AL August 9 and made team debut August 10 at Boston...earned first save as a Yankee September 6 vs. Toronto and first win as a Yankee September 27 vs. Boston...retired 12 of 17 first batters faced on season (70.6%) and stranded 14 of 19 inherited runners (73.7%)...named Pacific Coast League Midseason All-Star.

2015: Did not appear in majors...limited to three games with Triple-A Iowa (Chicago-NL) before having season-ending surgery to remove loose bodies in his right elbow...placed on disabled list April 16 and underwent surgery June 16...declared free agency in December.

2014: Pitched in 18 games for Cubs, across seven stints with team...named Pacific Coast League Mid- and Postseason All-Star with Triple-A Iowa and led league with 25 saves...averaged 10.3 strikeouts-per-9.0 innings with Chicago and finished season with six straight outings without allowing an earned run.

2013: Began season at Triple-A Iowa (Chicago-NL), and had contract selected by Cubs June 1...recorded first career save, June 29 in Seattle, protecting a 5-3 lead with a scoreless 11th inning...earned first career win, August 10 in St. Louis, throwing a scoreless seventh inning in team's 6-5 win...averaged 10.7 strikeouts-per-9.0 innings pitched and recorded a 0.87 ERA (20.2 IP, 2 ER) in 21 day games.

2012: After opening season with Triple-A Iowa (Chicago-NL), made major league debut with Cubs, May 17 vs. Philadelphia, tossing 1.2 innings and being charged with three unearned runs...limited to 29.2 total innings pitched between Iowa and Chicago after two stints on 60-day disabled list...suffered right elbow stress reaction; disabled June 8-August 28...suffered right elbow bone contusion; disabled September 7-end of season.

2011: Split third straight season between Double-A Tennessee and Triple-A Iowa (Chicago-NL), combining to go 4-5, 3.23 ERA (75.1 IP, 27 ER) with 40 walks, 80 strikeouts and seven saves in 53 games - second most of his minor league career.

2010: Split season between Double-A Tennessee and Triple-A Iowa (Chicago-NL), combining to go 1-5, 4.75 ERA (66.1 IP, 31 ER) with 34 walks, 67 strikeouts and seven saves in 48 games.

2009: Split season between Double-A Tennessee and Triple-A Iowa (Chicago-NL), combining to go 2-3, 2.70 ERA (63.1 IP, 19 ER) with 35 walks, 77 strikeouts and 25 saves in 55 games...pitched for Mesa in the Arizona Fall League and was named AFL Rising Stars Game Selection.

2008: Split season between Single-A Peoria, Single-A Daytona and Triple-A Iowa (Chicago-NL), combining to go 4-2, 2.13 ERA (71.2 IP, 17 ER) with 30 walks, 75 strikeouts and 12 saves in 45 games...named Midwest League Midseason All-Star.

2007: Split season between AZL Cubs and Single-A Boise (Chicago-NL), combining to go 2-0, 2.39 ERA (26.1 IP, 7 ER) with 10 walks and 24 strikeouts in 19 games...named to Arizona Summer League Postseason All-Star Team.

PROFESSIONAL: Originally selected by Chicago-NL in the 16th round of the 2006 First-Year Player Draft; signed by Cubs scout Brian Milner...has pitched in for five different organizations: Chicago-NL (2007-15), Seattle (2016), New York-AL (2016), Milwaukee (2016 - DNP), and Los Angeles-AL (2017-18)...claimed off waivers by four different teams in 2016.

PARKER'S PITCHING RECORD																			
YEAR	CLUB	W-L	ERA	G	GS	CG	SH	SV	IP	H	R	ER	HR	HB	BB	SO	WP	K/9	BAA
2007	Boise	1-0	3.18	8	0	0	0	0	11.1	15	5	4	0	5	7	10	2	7.9	.319
	AZL Cubs	1-0	1.80	11	0	0	0	2	15.0	10	6	3	0	1	3	14	3	8.4	.185
2008	Iowa	0-0	6.00	2	0	0	0	0	3.0	1	2	2	1	0	2	3	0	9.0	.091
	Daytona	1-2	3.38	20	0	0	0	9	21.1	17	8	8	0	1	10	21	0	8.9	.221
	Peoria	3-0	1.33	23	0	0	0	3	47.1	32	8	7	2	1	18	51	3	9.7	.193
2009	Iowa	2-3	3.00	45	0	0	0	22	51.0	36	20	17	3	3	27	58	3	10.2	.196
	Tennessee	0-0	1.46	10	0	0	0	3	12.1	8	2	2	0	0	8	19	1	13.9	.195
2010	Iowa	1-4	4.74	35	0	0	0	2	49.1	52	30	26	9	1	28	42	1	7.7	.280
	Tennessee	0-1	2.65	13	0	0	0	5	17.0	11	5	5	0	0	6	25	0	13.2	.183
2011	Iowa	3-3	2.81	37	0	0	0	4	51.1	37	16	16	5	2	27	60	2	10.5	.201
	Tennessee	1-2	4.13	16	0	0	0	3	24.0	20	14	11	1	1	13	20	1	7.5	.227
2012	Iowa	1-1	3.42	21	0	0	0	6	23.2	16	9	9	3	0	6	22	0	8.4	.190
	CHICAGO-NL	0-0	6.00	7	0	0	0	0	6.0	10	7	4	3	0	5	6	0	9.0	.370
2013	Iowa	0-1	2.04	16	0	0	0	7	17.2	8	4	4	1	1	10	26	1	13.2	.133
	CHICAGO-NL	1-2	2.72	49	0	0	0	1	46.1	39	17	14	4	2	15	55	2	10.7	.220
2014	Iowa	0-1	1.77	35	0	0	0	25	35.2	28	8	7	3	0	13	52	0	13.1	.214
	CHICAGO-NL	1-1	5.14	18	0	0	0	0	21.0	24	13	12	3	0	4	24	1	10.3	.279
2015	Iowa	0-0	2.70	3	0	0	0	0	3.1	1	1	1	0	0	3	1	0	2.7	.100
2016	Tacoma	1-2	2.72	38	0	0	0	19	39.2	24	13	12	4	1	11	56	2	12.7	.175
	SEATTLE	0-0	0.00	1	0	0	0	0	1.0	1	0	0	0	0	1	0	0	0.0	.250
	NEW YORK-AL	1-0	4.96	16	0	0	0	1	16.1	16	9	9	1	2	8	15	0	8.3	.250
2017	LOS ANGELES-AL	3-3	2.54	71	0	0	0	8	67.1	40	20	19	7	1	16	86	4	11.5	.172
2018	LOS ANGELES-AL	2-1	3.26	67	0	0	0	14	66.1	63	24	24	12	3	19	70	8	9.5	.249
2019	MINNESOTA	1-2	4.21	37	0	0	0	10	36.1	34	18	17	7	2	16	34	4	8.4	.246
	PHILADELPHIA	2-1	5.04	23	2	0	0	0	25.0	19	14	14	6	1	6	31	0	11.2	.216
Minor League Totals		15-20	2.85	333	0	0	0	110	423.0	316	151	134	32	17	192	480	19	10.2	.208
American League Totals		7-6	3.31	192	0	0	0	33	187.1	154	71	69	27	8	60	205	16	9.9	.223
National League Totals		2-1	5.04	23	2	0	0	0	25.0	19	14	14	6	1	6	31	0	11.2	.216
Major League Totals		11-10	3.56	289	2	0	0	34	285.2	146	122	113	43	11	90	321	19	10.1	.230



RIGHT-HANDED PITCHER

H/W: 6-4/230

B/T: L/R

Acquired: Signed as free agent, 1/15/17

Age: 30

Born: 12/27/1988 in Montclair, CA

Resides: Canton, OH

PERSONAL: Addison Devon Reed...Twitter: @Areed43...graduated from Los Osos (CA) High School...attended San Diego State University where he was 8-2 for the Aztecs with 2.50 ERA (79.1 IP, 22 ER) in 11 starts during 2010...was a teammate at SDSU with Stephen Strasburg.

2019:

- Began season on 10-day Injured List with a left thumb sprain.
- Eventually pitched in five games with Triple-A Rochester from May 7-15.
- Was granted unconditional release May 23.

2018: Spent first full season with Minnesota after signing as free agent in January...posted a 2.42 ERA (22.1 IP, 6 ER) with seven walks, 23 strikeouts and seven holds in first 20 games from March 29-May 16...posted a 7.71 ERA (18.2 IP, 16 ER) in next 21 games before being placed on 10-day disabled list July 11 with right triceps tightness...went on rehab assignment with Triple-A Rochester, pitching in two games...returned from rehab assignment and reinstated from disabled list on July 30...suffered first career ejection September 2 at Texas, arguing balls and strikes (umpire - Alan Porter)...held opponents to a .299 batting average, the highest of career...ranked third on the club in appearances (55)...appeared in at least 55 games for the seventh time in career.

2017: Began season with New York-NL and worked primarily in the closer role after the injury to Jeurys Familia and converted 19 of 21 save opportunities for the Mets...acquired by Boston via trade July 31, in exchange for right-handed pitchers Jamie Callahan, Gerson Bautista, and Steve Nogosek...made Red Sox debut August 1 vs. Cleveland...allowed 10 runs total with Boston in 29 games, seven of which came over two appearances at New York-AL...in his other 27 appearances for Red Sox, posted a 1.01 ERA (26.2 IP, 3 ER)...appeared in 77 games between Mets and Red Sox, posting a 2.84 ERA (76.0 IP, 24 ER) with 15 walks and 76 strikeouts...retired 55 of 77 first batters faced (71%) between both clubs...appeared in 70-plus games for the second consecutive season.

2016: Was first in baseball with 40 holds and set a single-season franchise record for holds with his 27th on August 4 at New York-AL...had fourth-lowest ERA among NL relievers (1.97) with a minimum of 50.0 innings...appeared in a career-high 80 games...his 80 appearances were tied for the seventh-most in team history for a single season...ranked seventh among NL relievers with 91 strikeouts while issuing only 13 walks all season...pitched a scoreless eighth inning in the NL Wild Card Game versus San Francisco; struck out one and walked two.

2015: Acquired by New York-NL from Arizona August 30 in exchange for minor league right-handed pitchers Miller Diaz and Matt Koch...made Mets debut September 1 vs. Philadelphia...did not allow a run in his first 15 outings with New York (14.0 innings) with 15 strikeouts...appeared in nine games during the playoffs, including all five games of the World Series...had a hold in Game 4 of the World Series...was unscored upon in seven of his nine postseason outings.

2014: Spent first season with Arizona...finished the season with 32 saves, tied for the ninth-most in the National League...was first pitcher to save at least 30 games in each league in consecutive seasons since Rafael Soriano in 2012-13...recorded 100th career save August 20 vs. Colorado.

2013: Set a career-high with 40 saves in his second full season...40 saves were fifth-most in the American League...40 saves tied for fourth most in White Sox franchise history...ranked fifth in the AL in saves and games finished (59)...converted 29 of his 33 save opportunities...made 13 consecutive scoreless road appearances to start the season (11.2 IP), the fourth-longest streak in White Sox history...recorded first career save May 5 at Detroit, striking out Austin Jackson with the game-tying and winning runs on base...recorded first major league victory June 7 vs. Toronto, pitching 1.0 scoreless inning...recorded first four-out save June 23 vs. Milwaukee...recorded 22nd save of the season August 20 vs. New York-AL, establishing a White Sox rookie record...entered the season ranked as top prospect and best slider in White Sox organization by *Baseball America*.

2012: Set a White Sox single-season rookie record with 29 saves, the sixth-highest total by a major league rookie since 2000...ranked among the American League relief leaders in saves (7th) and save percentage (9th, 87.9)...converted 29 of his 33 save opportunities...made 13 consecutive scoreless road appearances to start the season (11.2 IP), the fourth-longest streak in White Sox history...recorded first career save May 5 at Detroit, striking out Austin Jackson with the game-tying and winning runs on base...recorded first major league victory June 7 vs. Toronto, pitching 1.0 scoreless inning...recorded first four-out save June 23 vs. Milwaukee...recorded 22nd save of the season August 20 vs. New York-AL, establishing a White Sox rookie record...entered the season ranked as top prospect and best slider in White Sox organization by *Baseball America*.

2011: Appeared in six games with the White Sox after his contract was purchased from Triple-A Charlotte September 2...made major league debut September 4 at Detroit, allowing one run over 1.2 innings pitched with three strikeouts.

2010: Was an Honorable Mention Pioneer League All-Star...rated by *Baseball America* as having the best secondary pitch in the White Sox draft class.

PROFESSIONAL: Originally selected by Chicago-AL in third round of 2010 First-Year Player Draft; signed by scout George Kachigian.

REED'S PITCHING RECORD																			
YEAR	CLUB	W-L	ERA	G	GS	CG	SH	SV	IP	H	R	ER	HR	HB	BB	SO	WP	K/9	BAA
2010	Great Falls	1-1	1.80	13	2	0	0	1	30.0	17	7	6	1	2	6	44	1	13.2	.162
2011	Kannapolis	0-0	1.13	4	0	0	0	0	8.0	4	1	1	0	0	1	11	1	12.4	.148
	Winston Salem	2-0	1.59	15	0	0	0	1	28.1	21	8	5	1	2	4	39	3	12.4	.196
	Birmingham	0-1	0.87	13	0	0	0	2	20.2	10	2	2	0	1	6	33	0	14.4	.143
	Charlotte	0-0	1.27	11	0	0	0	2	21.1	8	3	3	2	0	3	28	2	11.8	.114
	CHICAGO-AL	0-0	3.68	6	0	0	0	0	7.1	10	3	3	1	0	1	12	0	14.7	.313
2012	CHICAGO-AL	3-2	4.75	62	0	0	0	29	55.0	57	30	29	6	2	18	54	0	8.8	.266
2013	CHICAGO-AL	5-4	3.79	68	0	0	0	40	71.1	56	31	30	6	2	23	72	2	9.1	.215
2014	ARIZONA	1-7	4.25	62	0	0	0	32	59.1	57	31	38	11	1	15	69	3	10.5	.244
2015	Reno	1-1	1.74	11	0	0	0	5	10.1	8	2	2	1	0	5	11	1	9.6	.200
	ARIZONA	2-2	4.20	38	0	0	0	3	40.2	47	19	19	2	0	14	34	2	7.5	.283
	NEW YORK-NL	1-1	1.17	17	0	0	0	1	15.1	11	2	2	1	0	5	17	0	10.0	.200
2016	NEW YORK-NL	4-2	1.97	80	0	0	0	1	77.2	60	18	17	4	0	13	91	4	10.5	.210
2017	NEW YORK-NL	1-2	2.57	48	0	0	0	19	49.0	49	14	14	6	0	6	48	1	8.8	.255
	BOSTON	1-1	3.33	29	0	0	0	0	27.0	16	10	10	5	1	9	28	1	9.3	.168
2018	Rochester	0-0	4.50	2	0	0	0	0	2.0	2	1	1	0	0	2	1	0	4.5	.250
	MINNESOTA	1-6	4.50	55	0	0	0	0	56.0	65	30	28	11	3	15	44	2	7.1	.298
2019	Rochester	0-0	14.40	5	1	0	0	0	5.0	13	8	8	4	0	1	5	0	9.0	.500
Minor League Totals		4-2	2.01	74	3	0	0	11	125.2	83	32	28	9	5	2	172	8	12.3	.183
American League Totals		10-13	4.15	220	0	0	0	69	216.2	204	104	100	29	8	66	210	5	8.7	.249
National League Totals		9-14	2.98	245	0	0	0	56	242.0	224	84	80	24	1	53	259	10	9.6	.240
Major League Totals		19-27	3.53	465	0	0	0	125	458.2	428	188	180	53	9	119	469	15	9.2	.244



CARLOS TORRES

RIGHT-HANDED PITCHER

H/W: 6-1/175

B/T: R/R

Acquired: Signed to minor league contract [6/24/2019]

Age: 36

Born: 10/22/1982 in Watsonville, CA

Resides: Overland Park, KS

PERSONAL: Attended Aptos High School in Aptos, CA, where he was a four-sport athlete (basketball, baseball, track & field and football)...began his collegiate career at Allan Hancock College (CA) before transferring to San Jose City College, and then once more to San Jose State University in 2003, where he pitched in 20 games (7 starts)...transferred once more the following year to Kansas State University, where he pitched in 16 games (15 starts), compiling a 4.12 ERA.

2019:

- Signed with San Diego to begin the season, making 25 appearances for Triple-A El Paso, earning a 2.49 ERA in 25.1 IP.
- Released on May 16, and signed with the Detroit Tigers on May 28, making his team debut 10 days later on June 9.
- Made four appearances for the Tigers, allowing five runs in 6.0 innings, before denying an outright to Triple-A Toledo and becoming a free agent.
- Signed with Minnesota on June 26, and pitched to a 4-1 record, 4.15 ERA (17.1 IP, 8 ER) with 16 strikeouts.
- Contract selected by Minnesota, did not appear and was designated for release or assignment July 28.

2018: Was signed to a minor league contract by the Cleveland Indians on February 22, but was released at the end of Spring Training on March 24...signed with the Washington Nationals on March 30, and was assigned to Triple-A Syracuse on April 6...was recalled for the first time on April 20, and remained with the club until being DFA'd on May 23, electing to accept his reassignment to Triple-A, where he'd finish the season...pitched to a 6.52 ERA (9.2 IP, 7 ER) in 10 games with Washington, and a 4-4 record, 3.02 ERA (50.2 IP, 17 ER) with Syracuse.

2017: Pitched in 67 games for the Brewers, covering 72.2 innings with a 4.21 ERA (34 ER)...held opponents to a .279 opponents' average while going 1-for-4 in save opportunities...elected free agency at the end of the year.

2016: Was designated for assignment on January 22, and outrighted to Las Vegas on February 1, but elected free agency...was signed by the Braves on February 19, optioned to Gwinnett four days later and released on March 31...on April 2, signed with the Milwaukee Brewers, where he

would go on to own a 3-3 record with a 2.72 ERA (82.1 IP, 25 ER) with 78 strikeouts, leading the team with 82.1 innings out of the bullpen, while his 72 games played ranked tied for 15th in the NL among relievers.

2015: Went 5-6 with a 4.68 ERA (57.2 IP, 30 ER) in 59 relief appearances with the Mets...began the season with 14 of his 16 first appearances being scoreless.

2014: Spent the entire season with the Mets, pitching in 73 games (second to only Jeurys Familia), going 8-6 with a 3.06 ERA and two saves in 97.0 IP (33 ER, 73 SO)...his 97.0 innings were the most by any Mets reliever, and 92.0 of those came in relief, the most in baseball...set career-highs in wins (8), innings pitched, strikeouts (96) and appearances.

2013: Split the season between Triple-A Las Vegas and the Mets, making 33 appearances (9 starts) for the big league club, going 4-6 with a 3.44 ERA, allowing 33 ER in 86.1 innings pitched...started 12 games for the 51's, going 6-3 with a 3.89 ERA, and won the Pitcher of the Week award for the week ending June 10...would be his last stop in the minors until 2018.

2012: Earned an invite to Spring Training after signing a minor league deal with the Rockies in January...was optioned to Triple-A on April 4, but was recalled to Colorado on May 5...would be recalled three more times throughout the season, pitching to a 5-3 record with a 5.26 ERA (53.0 IP, 31 ER) in 31 relief appearances with the Rockies...was released at the end of the season and signed with the New York Mets in November.

2011: Pitched for the Yomiuri Giants in the Nippon Professional Baseball league...went 1-2 with a 6.26 ERA (27.1 IP, 19 ER) in six games, with his lone win coming on July 28, 2011 against the Yokohama BayStars.

2010: Once again, began the season in Charlotte, and stayed there until being recalled on August 3...with Charlotte, he won three different Pitcher of the Week awards, and was named a Mid-Season All-Star for Charlotte for the second straight year, his third year win a nod at any level (2008 - Birmingham)...in five games at the Major League level, he allowed 13 runs in just 13.2 IP with an opponents' average of .377.

2009: Began the season with Triple-A Charlotte, where he would make 23 appearances (20 starts) and go 10-4, 2.39 ERA (128.0 IP, 34 ER), earning him his second straight nod as a Mid-Season All-Star...was called up to make his big league debut on July 22 vs. Tampa Bay, and he registered a quality start, throwing 6.0 innings and allowing three earned runs in a 4-3 White Sox win...earned his first big league win on Sept. 3 at Chicago-NL after throwing 7.0 IP of five-hit ball with six strikeouts in a 5-0 White Sox win...finished his first major league campaign with a 1-2 record, a 6.04 ERA (28.1 IP, 19 ER) and 22 strikeouts.

2008: Was named a Mid-Season All-Star with Double-A Birmingham, as he went 7-3 with a 3.56 ERA (78.1 IP, 31 ER), 77 strikeouts and an opponents' average of .235 in 16 games (13 starts)...was also named Pitcher of the Week for the week ending on June 23 after he tossed 8.0 shutout innings against Jacksonville in a 2-0 Birmingham win.

2007: Was used strictly out of the bullpen in 2007 as he began the year with Winston-Salem, amassing an 0-2 record with a 3.72 ERA in 19 games before being promoted to Double-A Birmingham...for the Barons, he went 2-2, 3.70 ERA (56.0 IP, 23 ER) and was named the Pitcher of the Week for the week ending Sept. 4 after tossing 3.0 shutout innings, allowing just one hit, with four strikeouts vs. Huntsville.

2005: Began the season with Rookie-level Great Falls, where he went 1-1 in five starts with a 2.88 ERA (25.0 IP, 8 ER), and an opponents' average of .205, before being promoted to full-season Kannapolis, where he'd make eight more starts, posting a 3.53 ERA (43.1 IP, 17 ER)...won Pitcher of the Week for the week ending July 10 after going 1-0 with a 1.35 ERA (6.0 IP, 1 ER) after limiting the Missoula Osprey to just two hits and one run.

2004: Made his professional debut with Rookie Bristol in the Appalachian League, pitching in 19 games of relief, and accumulating a 4.74 ERA (38.0 IP, 20 ER) with 28 strikeouts and a 1.45 WHIP.

PERSONAL: Torres was drafted in the 15th round (449th overall) in the 2004 First-Year Player Draft by the Chicago White Sox.

TORRES' PITCHING RECORD																				
YEAR	CLUB	W-L	ERA	G	GS	CG	SH	SV	IP	H	R	ER	HR	HB	BB	SO	WP	K/9	BAA	
2004	Brighton	2-2	4.47	19	0	0	0	1	38.0	43	30	28	2	0	12	28	6	6.6	.281	
2005	Great Falls	1-1	2.88	5	5	0	0	0	25.0	18	8	8	1	0	8	26	0	9.4	.205	
	Kannapolis	1-3	3.53	8	8	0	0	0	43.1	28	20	17	4	1	23	54	3	11.2	.179	
2006	Winston-Salem	3-8	4.69	25	20	0	0	1	94.0	116	66	49	7	1	55	76	7	7.3	.304	
2007	Winston-Salem	0-2	3.72	19	0	0	0	3	36.1	33	16	15	0	2	10	41	4	10.2	.248	
	Birmingham	2-2	3.70	36	0	0	0	1	56.0	57	26	23	3	1	22	59	5	9.5	.269	
2008	Birmingham	9-5	3.20	21	17	0	0	0	101.1	86	40	36	4	5	29	93	4	8.3	.234	
	Charlotte	0-0	4.58	8	1	0	0	0	19.2	23	10	10	2	0	11	19	0	8.7	.295	
2009	CHICAGO-AL	1-2	6.04	8	5	0	0	0	28.1	30	20	19	5	2	17	22	0	7.0	.286	
	Charlotte	10-4	2.39	23	20	2	1	1	128.0	96	38	34	4	4	56	130	2	9.1	.207	
2010	CHICAGO-AL	0-1	8.56	5	1	0	0	0	13.2	23	13	13	2	0	9	13	0	8.6	.377	
	Charlotte	9-9	3.42	27	25	0	0	0	160.1	125	65	61	13	3	71	140	10	7.9	.217	
2011	Played for Yomiuri Giants in Nippon Professional Baseball League																			
2012	COLORADO	5-3	5.26	31	0	0	0	0	53.0	49	31	31	2	4	26	42	6	7.1	.257	
	Colorado Springs	5-4	3.98	14	13	0	0	0	61.0	62	30	27	6	1	25	59	6	8.7	.265	
2013	NEW YORK-NL	4-6	3.44	33	9	0	0	0	86.1	79	34	33	15	4	17	75	4	7.8	.242	
	Las Vegas	6-3	3.89	12	12	2	1	0	71.2	71	36	31	7	2	19	67	7	8.4	.253	
2014	NEW YORK-NL	8-6	3.06	73	1	0	0	2	97.0	89	35	33	11	2	38	96	6	8.9	.246	
2015	NEW YORK-NL	5-6	4.68	59	0	0	0	0	57.2	61	32	30	5	0	18	48	5	7.5	.276	
2016	MILWAUKEE	3-3	2.73	72	0	0	0	2	82.1	65	26	25	8	4	30	78	1	8.5	.217	
2017	MILWAUKEE	4-4	4.21	67	0	0	0	1	72.2	78	37	34	10	3	33	56	4	6.9	.279	
2018	WASHINGTON	0-0	6.52	10	0	0	0	0	9.2	9	7	7	3	1	3	9	0	8.4	.243	
	Syracuse	4-4	3.02	36	3	0	0	3	50.2	36	20	17	3	3	17	51	1	9.1	.207	
2019	El Paso	1-1	2.49	32	3	8	0	1	25.1	21	7	7	2	1	10	23	1	8.2	.226	
	Rochester	4-1	4.15	8	0	0	0	0	17.1	19	8	8	1	1	8	16	3	8.3	.292	
	Sacramento	0-1	9.64	4	3	0	0	0	14.0	19	15	15	4	1	5	12	1	7.7	.328	
	Toledo	0-0	0.00	5	0	0	0	0	5.2	5	0	0	0	0	0	3	0	4.8	.263	
	DETROIT	0-0	7.50	4	0	0	0	0	6.0	9	5	5	2	1	1	8	1	12	.333	
Minor League Totals		57-50	3.59	285	127	4	2	16	947.2	858	435	378	63	26	381	897	60	8.5	.243	
Major League Totals		30-31	4.09	362	16	0	0	5	506.2	492	240	230	63	21	192	447	27	7.94	.333	

2019 TEAM & INDIVIDUAL STATS



2019 FINAL STANDINGS

AMERICAN LEAGUE

EAST DIVISION	WON	LOST	PCT.	GB	HOME	ROAD
x-New York Yankees	103	59	.636	-	57-24	46-35
y-Tampa Bay Rays	96	66	.593	7.0	48-33	48-33
Boston Red Sox	84	78	.519	19.0	38-43	46-35
Toronto Blue Jays	67	95	.414	36.0	35-46	32-49
Baltimore Orioles	54	108	.333	49.0	25-56	29-52

CENTRAL DIVISION	WON	LOST	PCT.	GB	HOME	ROAD
x-Minnesota Twins	101	61	.623	-	46-35	55-26
Cleveland Indians	93	69	.574	8.0	49-32	44-37
Chicago White Sox	72	89	.447	28.5	39-41	33-48
Kansas City Royals	59	103	.364	42.0	31-50	28-53
Detroit Tigers	47	114	.292	53.5	22-59	25-55

WEST DIVISION	WON	LOST	PCT.	GB	HOME	ROAD
x-Houston Astros	107	55	.660	-	60-21	47-34
y-Oakland Athletics	97	65	.599	10.0	52-29	45-36
Texas Rangers	78	84	.481	29.0	45-36	33-48
Los Angeles Angels	72	90	.444	35.0	38-43	34-47
Seattle Mariners	68	94	.420	39.0	35-46	33-48

NATIONAL LEAGUE

EAST DIVISION	WON	LOST	PCT.	GB	HOME	ROAD
x-Atlanta Braves	97	65	.599	-	50-31	47-34
y-Washington Nationals	93	69	.574	4.0	50-31	43-38
New York Mets	86	76	.531	11.0	48-33	38-43
Philadelphia Phillies	81	81	.500	16.0	45-36	36-45
Miami Marlins	57	105	.352	40.0	30-51	27-54

CENTRAL DIVISION	WON	LOST	PCT.	GB	HOME	ROAD
x-St. Louis Cardinals	91	71	.562	-	50-31	41-40
y-Milwaukee Brewers	89	73	.549	2.0	49-33	40-40
Chicago Cubs	84	78	.519	7.0	51-30	33-48
Cincinnati Reds	75	87	.463	16.0	41-40	34-47
Pittsburgh Pirates	69	93	.426	22.0	35-46	34-47

WEST DIVISION	WON	LOST	PCT.	GB	HOME	ROAD
x-Los Angeles Dodgers	106	56	.654	-	59-22	47-34
Arizona Diamondbacks	85	77	.525	21.0	44-37	41-40
San Francisco Giants	77	85	.475	29.0	35-46	42-39
Colorado Rockies	71	91	.438	35.0	43-38	28-53
San Diego Padres	70	92	.432	36.0	36-45	34-47

x-Division Champion

y-Wild Card

TWINS FINAL CLUB STATISTICS — 2019

	HOME		ROAD		TOTALS	
	W	L	W	L	W	L
VS. BALTIMORE	3	0	3	0	6	0
VS. BOSTON	1	2	2	1	3	3
VS. NEW YORK	1	2	1	2	2	4
VS. TAMPA BAY	2	1	3	1	5	2
VS. TORONTO	1	3	3	0	4	3
TOTALS VS. EAST	8	8	12	4	20	12
VS. CLEVELAND	4	6	5	4	9	10
VS. CHICAGO	6	3	7	3	13	6
VS. DETROIT	6	3	8	2	14	5
VS. KANSAS CITY	8	2	6	3	14	5
TOTALS VS. CENTRAL	24	14	26	12	50	26
VS. HOUSTON	3	1	1	2	4	3
VS. LOS ANGELES	2	1	3	0	5	1
VS. OAKLAND	1	2	2	2	3	4
VS. SEATTLE	3	1	2	1	5	2
VS. TEXAS	2	1	4	0	6	1
TOTALS VS. WEST	11	6	12	5	23	11
TOTALS VS. A.L.	43	28	50	21	93	49
VS. ATLANTA	1	2	0	0	1	2
VS. MIAMI	0	0	2	1	2	1
VS. MILWAUKEE	1	1	1	1	2	2
VS. NEW YORK	0	2	1	1	1	3
VS. PHILADELPHIA	0	0	1	2	1	2
VS. WASHINGTON	1	2	0	0	1	2
TOTALS VS. N.L.	3	7	5	5	8	12
OVERALL TOTALS	46	35	55	26	101	61

DOUBLEHEADERS (HOME)	WON 0	LOST 0	SPLIT 1
DOUBLEHEADERS (ROAD)	WON 2	LOST 0	SPLIT 0

	MIN	OPP		WON	LOST
DOUBLE PLAYS	187	101	STARTERS	67	39
TRIPLE PLAYS	2	0	RELIEVERS	34	22
LEFT ON BASE	1115	1095			
GRAND SLAM HR	2	6			
HOME RUNS - HOME	137	98			
HOME RUNS - ROAD	170	100			

	HOME		ROAD		TOTALS	
	W	L	W	L	W	L
SHUTOUTS	7	3	3	0	10	3
SHO - INDIVIDUAL	0	1	0	0	0	1
EXTRA INNINGS	2	6	3	1	5	7
ONE-RUN DECISIONS	10	6	13	6	23	12
TWO-RUN DECISIONS	10	10	9	4	19	14
VS. LH STARTERS					22	17
VS. RH STARTERS					79	44
GRASS FIELDS	46	35	39	24	95	59
ARTIFICIAL FIELDS	0	0	6	1	6	1
DAY GAMES	16	12	18	12	34	24
NIGHT GAMES	30	23	37	14	67	37

ATTENDANCE

HOME	2,294,152 (80 DATES)	28,676 AVG
ROAD	1,880,642 (79 DATES)	23,805 AVG

TWINS FINAL PITCHING AND HITTING STATISTICS — 2019

PLAYER	AVG	G	AB	R	H	2B	3B	HR	RBI	SH	SF	HB	BB	SO	SB	CS	E	OBP
Adrianza, E.	.272	83	202	34	55	8	3	5	22	2	4	6	20	40	0	2	8	.349
Arraez, L.	.334	92	326	54	109	20	1	4	28	0	3	1	36	29	2	2	5	.399
Astudillo, W.	.268	58	190	28	51	9	0	4	21	0	4	5	5	8	0	0	3	.299
Austin, T.	.250	2	4	1	1	1	0	0	0	0	0	0	1	3	0	0	0	.400
Berrios, J.	.000	2	4	1	0	0	0	0	0	0	0	0	1	4	0	0	0	.200
Buxton, B.	.262	87	271	48	71	30	4	10	46	2	1	2	19	68	14	3	2	.314
Castro, J.	.232	79	237	39	55	9	0	13	30	1	1	3	33	88	0	0	1	.332
Cave, J.	.258	72	198	28	51	11	2	8	25	0	1	8	21	71	0	0	3	.351
Cron, C.	.253	125	458	51	116	24	0	25	78	0	2	10	29	107	0	0	8	.311
Cruz, N.	.311	120	454	81	141	26	0	41	108	0	3	7	56	131	0	1	0	.392
Garver, M.	.273	93	311	70	85	16	1	31	67	0	2	5	41	87	0	0	6	.365
Gibson, K.	.000	2	1	0	0	0	0	0	0	2	0	0	1	1	0	0	0	.500
Gonzalez, M.	.264	114	425	52	112	19	0	15	55	0	1	6	31	98	1	0	4	.322
Kepler, M.	.252	132	524	98	132	32	0	36	90	0	4	8	60	99	1	5	0	.336
LaMarre, R.	.217	14	23	3	5	0	0	2	3	0	0	0	3	5	1	1	0	.308
Miller, I.	.176	12	17	2	3	1	0	0	1	0	0	0	0	3	0	0	0	.176
Odorizzi, J.	.000	2	2	0	0	0	0	0	0	1	0	0	0	0	0	0	0	.000
Pérez, M.	.000	3	3	1	0	0	0	0	0	0	0	0	0	2	0	0	0	.000
Pineda, M.	.000	2	4	0	0	0	0	0	0	0	0	0	0	1	0	0	0	.000
Polanco, J.	.295	153	631	107	186	40	7	22	79	2	7	4	60	116	4	3	22	.356
Rosario, E.	.276	137	562	91	155	28	1	32	109	0	6	0	22	86	3	1	5	.300
Sanó, M.	.247	105	380	76	94	19	2	34	79	0	1	3	55	159	0	1	19	.346
Schoop, J.	.256	121	433	61	111	23	1	23	59	0	1	10	20	116	1	1	14	.304
Torreyes, R.	.188	7	16	3	3	0	0	0	1	0	0	1	0	3	1	0	1	.235
Wade Jr., L.	.196	26	56	10	11	2	1	2	5	0	0	2	11	9	0	1	0	.348
MINNESOTA	.270	162	5732	939	1547	318	23	307	906	10	41	81	525	1334	28	21	111	.338

PITCHER	W	L	ERA	G	GS	CG	SH	SV	IP	H	R	ER	HR	HB	BB	SO	WP	BK	AVG
Adams, A.	0	0	16.88	2	0	0	0	0	2.2	4	5	5	2	0	3	5	0	0	.333
Adrianza, E.	0	0	27.00	1	0	0	0	0	1.0	5	3	3	0	0	0	1	0	0	.625
Alcala, J.	0	0	0.00	2	0	0	0	0	1.2	1	0	0	0	0	1	1	0	0	.167
Berrios, J.	14	8	3.68	32	32	1	0	0	200.1	194	94	82	26	9	51	195	8	1	.251
De Jong, C.	0	0	36.00	1	0	0	0	0	1.0	3	4	4	1	0	3	0	0	0	.500
Dobnak, R.	2	1	1.59	9	5	0	0	1	28.1	27	9	5	1	3	5	23	0	1	.245
Duffey, T.	5	1	2.50	58	0	0	0	0	57.2	44	23	16	8	3	14	82	3	1	.201
Dyson, S.	1	0	7.15	11	0	0	0	0	11.1	14	9	9	3	0	6	8	1	0	.298
Eades, R.	0	0	0.00	2	0	0	0	0	3.2	4	0	0	0	0	2	5	0	0	.286
Gibson, K.	13	7	4.84	34	29	0	0	0	160.0	175	99	86	23	7	56	160	8	0	.275
Graterol, B.	1	1	4.66	10	0	0	0	0	9.2	10	5	5	1	1	2	10	2	0	.278
Harper, R.	4	2	3.81	61	0	0	0	1	54.1	54	25	23	7	1	10	50	5	0	.257
Hildenberger, T.	2	2	10.47	22	0	0	0	1	16.1	30	19	19	2	3	7	15	1	0	.395
Littell, Z.	6	0	2.68	29	0	0	0	0	37.0	34	12	11	4	0	9	32	0	0	.250
Magill, M.	2	0	4.45	28	0	0	0	0	28.1	30	21	14	4	2	15	36	2	0	.263
May, T.	5	3	2.94	65	0	0	0	2	64.1	43	24	21	8	3	26	79	3	0	.184
Mejia, A.	0	2	8.80	13	0	0	0	0	15.1	16	16	15	3	0	12	15	1	0	.276
Morin, M.	0	0	3.18	23	0	0	0	1	22.2	20	11	8	3	2	2	11	0	0	.227
Odorizzi, J.	15	7	3.51	30	30	0	0	0	159.0	139	65	62	16	4	53	178	4	0	.234
Parker, B.	1	2	4.21	37	0	0	0	10	36.1	34	18	17	7	2	16	34	4	0	.246
Pérez, M.	10	7	5.12	32	29	0	0	0	165.1	184	104	94	23	3	67	135	3	1	.279
Pineda, M.	11	5	4.01	26	26	0	0	0	146.0	141	68	65	23	5	28	140	8	0	.253
Poppen, S.	0	0	7.56	4	0	0	0	0	8.1	10	7	7	1	0	5	9	0	0	.323
Rogers, T.	2	4	2.61	60	0	0	0	30	69.0	58	20	20	8	6	11	90	2	0	.225
Romero, F.	0	1	7.07	15	0	0	0	0	14.0	19	12	11	2	1	11	18	5	0	.317
Romo, S.	0	1	3.18	27	0	0	0	3	22.2	17	9	8	3	2	4	27	1	0	.198
Smeltzer, D.	2	2	3.86	11	6	0	0	1	49.0	50	23	21	8	1	12	38	1	1	.265
Stashak, C.	0	1	3.24	18	1	0	0	0	25.0	29	9	9	3	1	1	25	0	0	.287
Stewart, K.	2	2	6.39	9	2	0	0	0	25.1	29	18	18	5	1	8	10	6	0	.290
Thorpe, L.	3	2	6.18	12	2	0	0	0	27.2	38	19	19	3	0	10	31	3	0	.336
Vasquez, A.	0	0	inf	1	0	0	0	0	0.0	0	3	3	0	1	2	0	0	0	.000
MINNESOTA	101	61	4.18	162	162	1	0	50	1463.1	1456	754	680	198	61	452	1463	71	5	.257

EJECTIONS

DATE	PLAYER/MGR/CH	UMPIRE	REASON	CAREER
4/15 vs. TOR	Rocco Baldelli	Mike Estabrook	Arguing Possible HBP	First
7/23 vs. NYY	Rocco Baldelli	Ramon De Jesus	Arguing Balls and Strikes	Second
7/23 vs. NYY	James Rowson	Ramon De Jesus	Arguing Balls and Strikes	Second
9/7 vs. CLF	Nelson Cruz	Laz Diaz	Arguing Strike 3 on Cron	Second

TWINS 2019 DAY-BY-DAY

Date	Opp.	Score	W/L	Rcd.	Pos.	GA/ GB	Daily Attendance	Hm Att.	Total Date	Winner/Loser/Save
MARCH/APRIL (17-10)		Batting: .257 (233-for-907)				Pitching: 17-10-10, 4.37 ERA (239.0 IP, 116 ER)				
28 -----	CLE	2-0	W	1-0	T1st	+1.0	*39,519	39,519	1	Berrios/Kluber/Rogers
29 -----	OFF DAY				T1st	+0.5				
30 -----	CLE	1-2	L	1-1	T2nd	-1.0	15,271	54,790	2	Edwards/Parker/Hand
31 -----	CLE	9-3	W	2-1	T1st	--	15,613	70,403	3	Pérez/Carrasco
1 -----	OFF DAY				T1st	--				
2 -----	at KC	^5-4	W	3-1	1st	+1.0	10,024			Hildenberger/Boxberger/Parker
3 -----	at KC	7-6	W	4-1	1st	+1.0	10,575			May/Peralta/Parker
4 -----	OFF DAY				1st	+0.5				
5 -----	at PHI	4-10	L	4-2	T1st	--	28,021			Pivetta/Odorizzi
6 -----	at PHI	6-2	W	5-2	T1st	--	44,693			Pineda/Arrieta
7 -----	at PHI	1-2	L	5-3	3rd	-1.0	39,735			Eflin/Berrios
8 -----	OFF DAY				3rd	-1.0				
9 -----	at NYM	14-8	W	6-3	2nd	-0.5	22,126			Hildenberger/deGrom
10 -----	at NYM	6-9	L	6-4	3rd	-1.0	20,946			Syndergaard/Odorizzi
11 -----	OFF DAY				3rd	-1.0				
12 -----	DET				3rd	-0.5	PPD due to rain; Make-up set for May 11			
13 -----	DET	4-3	W	7-4	1st	+0.5	16,484	86,887	4	Pineda/Ross/Parker
14 -----	DET	6-4	W	8-4	1st	+1.5	14,774	101,661	5	Berrios/Zimmermann/Hildenberger
15 -----	TOR	3-5	L	8-5	1st	+0.5	11,727	113,388	6	Gaviglio/Mejia/Biagini
16 -----	TOR	5-6	L	8-6	2nd	-0.5	13,365	126,753	7	Sanchez/May/Giles
17 -----	TOR	4-1	W	9-6	2nd	-0.5	11,465	138,218	8	Odorizzi/Thornton/Parker
18 -----	TOR	4-7	L	9-7	2nd	-1.0	12,523	150,741	9	Biagini/Pineda/Giles
19 -----	at BAL				2nd	-1.0	PPD due to rain/sleet; Make-up set for April 20			
20 -----	at BAL	6-5	W	10-7	2nd	-1.0	--			Berrios/Straily/Rogers
-----	at BAL###	16-7	W	11-7	T1st	--	28,409			Pérez/Cobb
21 -----	at BAL	4-3	W	12-7	1st	+1.0	11,018			Gibson/Bundy/Rogers
22 -----	at HOU	9-6	W	13-7	1st	+1.5	34,518			Odorizzi/Peacock
23 -----	at HOU	4-10	L	13-8	1st	+1.5	29,409			Rondón/Hildenberger
24 -----	at HOU	1-7	L	13-9	1st	+0.5	26,582			Verlander/Stewart
25 -----	OFF DAY				T1st	--				
26 -----	BAL	6-1	W	14-9	T1st	--	23,658	174,399	10	Pérez/Cobb
27 -----	BAL	9-2	W	15-9	1st	+1.0	18,878	193,277	11	Berrios/Fry
28 -----	BAL	4-1	W	16-9	1st	+2.0	20,034	213,311	12	Gibson/Bundy/Parker
29 -----	HOU	1-0	W	17-9	1st	+2.5	12,615	225,926	13	Odorizzi/Verlander/Parker
30 -----	HOU	0-11	L	17-10	1st	+1.5	12,181	238,107	14	Cole/Pineda
MAY (21-8)		Batting: .286 (292-for-1020)				Pitching: 21-8-5, 3.45 ERA (256.0 IP, 98 ER)				
1 -----	HOU	6-2	W	18-10	1st	+2.5	14,115	252,222	15	Pérez/McHugh
2 -----	HOU	8-2	W	19-10	1st	+3.0	17,271	269,493	16	Berrios/Peacock
3 -----	at NYY	3-6	L	19-11	1st	+2.0	35,911			Holder/Gibson/Chapman
4 -----	at NYY	7-3	W	20-11	1st	+2.0	43,123			Odorizzi/Happ
5 -----	at NYY	1-4	L	20-12	1st	+2.0	38,603			Germán/Pineda/Chapman
6 -----	at TOR	8-0	W	21-12	1st	+3.0	12,292			Pérez/Stroman
7 -----	at TOR	3-0	W	22-12	1st	+4.0	14,039			Berrios/Sanchez/Rogers
8 -----	at TOR	9-1	W	23-12	1st	+4.0	14,372			Gibson/Thornton
9 -----	OFF DAY				1st	+3.5				
10 -----	DET	6-0	W	24-12	1st	+4.5	26,789	296,282	17	Odorizzi/Ross
11 -----	DET	3-5	L	24-13	1st	+4.5	28,840	325,122	18	Jiménez/Hildenberger/Greene
-----	DET##	8-3	W	25-13	1st	+5.0	20,724	345,846	19	Stewart/Soto
12 -----	DET	3-5	L	25-14	1st	+4.0	27,373	373,219	20	Norris/Pérez/Greene
13 -----	LAA	4-5	L	25-15	1st	+4.0	21,359	394,578	21	Skaggs/Berrios/Robles
14 -----	LAA	4-3	W	26-15	1st	+4.0	26,747	421,325	22	Gibson/Bedrosian/Parker
15 -----	LAA	8-7	W	27-15	1st	+4.5	31,919	453,244	23	Odorizzi/Cahill/Morin
16 -----	at SEA	11-6	W	28-15	1st	+4.5	16,397			Pineda/Swanson
17 -----	at SEA	7-1	W	29-15	1st	+5.5	20,268			Pérez/Gonzales
18 -----	at SEA	18-4	W	30-15	1st	+5.5	34,433			Duffey/LeBlanc
19 -----	at SEA	4-7	L	30-16	1st	+4.5	31,068			Kikuchi/Gibson
20 -----	at LAA	3-1	W	31-16	1st	+5.5	34,177			Rogers/Buttrey/Parker
21 -----	at LAA	8-3	W	32-16	1st	+6.5	32,316			Pineda/Bard
22 -----	at LAA				1st	+7.0				
23 -----	at LAA#	16-7	W	33-16	1st	+8.0	30,992			PPD due to rain; Make-up set for May 23
24 -----	CWS	11-4	W	34-16	1st	+8.0		24		Pérez/Harvey
25 -----	CWS	8-1	W	35-16	1st	+9.0	*39,139,522,021	25		Berrios/López
26 -----	CWS	7-0	W	36-16	1st	+10.0	*39,913,561,934	26		Gibson/Bañuelos
27 -----	MIL	4-5	L	36-17	1st	+10.0	29,167,591,101	27		Odorizzi/Covey
28 -----	MIL	5-3	W	37-17	1st	+10.0	27,120,618,221	28		Burnes/Rogers/Hader
										Magill/Claudio/Harper

TWINS 2019 DAY-BY-DAY

29-----	OFF DAY			1st	+9.5				
30-----	at TB	3-14	L	37-18	1st	+9.5	8,076		Morton/Pérez
31-----	at TB	5-3	W	38-18	1st	+10.5	14,375		Rogers/Castillo
JUNE (15-12) Batting: .266 (268-for-1009) Pitching: 15-12-9, 3.95 ERA (255.0 IP, 112 ER)									
1-----	at TB	6-2	W	39-18	1st	+10.5	14,381		Gibson/Chirinos
2-----	at TB	9-7	W	40-18	1st	+11.5	14,616		Odorizzi/Yarbrough/Rogers
3-----	OFF DAY				1st	+11.5			
4-----	at CLE	2-5	L	40-19	1st	+10.5	15,814		Bieber/Smeltzer/Hand
5-----	at CLE	7-9	L	40-20	1st	+9.5	16,962		Wittgren/Parker/Hand
6-----	at CLE	5-4	W	41-20	1st	+10.5	15,350		Berrios/Bauer/Rogers
7-----	at DET	6-3	W	42-20	1st	+10.5	21,551		Harper/Jiménez/Parker
8-----	at DET	3-9	L	42-21	1st	+9.5	26,818		Ramirez/Gibson
9-----	at DET	12-2	W	43-21	1st	+10.5	20,127		Odorizzi/Carpenter
10-----	OFF DAY				1st	+10.5			
11-----	SEA	6-5	W	44-21	1st	+10.5	23,046	641,267	29 Magill/Brennan/May
12-----	SEA	^6-9	L	44-22	1st	+10.5	25,909	667,176	30 Bass/Duffey/Elias
13-----	SEA	10-5	W	45-22	1st	+11.0	31,912	699,088	31 Harper/Brennan
14-----	KC	2-0	W	46-22	1st	+11.0	*38,898	737,986	32 Gibson/Diekman/Rogers
15-----	KC	5-4	W	47-22	1st	+11.0	*39,267	777,253	33 Odorizzi/Sparkman/Rogers
16-----	KC	6-8	L	47-23	1st	+10.0	*38,886	816,139	34 López/Pérez/Kennedy
17-----	BOS	0-2	L	47-24	1st	+10.0	27,970	844,109	35 Porcello/Berrios/Brasier
18-----	BOS	^4-3	W	48-24	1st	+10.0	25,741	869,850	36 Littell/Johnson
19-----	BOS	4-9	L	48-25	1st	+9.0	31,835	901,685	37 Rodriguez/Gibson
20-----	at KC	1-4	L	48-26	1st	+9.0	22,683		Sparkman/Odorizzi/Kennedy
21-----	at KC	8-7	W	49-26	1st	+9.0	27,418		Harper/Diekman/Rogers
22-----	at KC	^5-3	W	50-26	1st	+9.0	28,504		May/Peralta/Parker
23-----	at KC	1-6	L	50-27	1st	+8.0	21,257		Bailey/Pineda/McCarthy
24-----	OFF DAY				1st	+7.5			
25-----	TB	9-4	W	51-27	1st	+8.5	31,963	933,648	38 Gibson/Snell
26-----	TB	6-4	W	52-27	1st	+8.5	31,650	965,298	39 May/Morton/Rogers
27-----	TB	^2-5	L	52-28	1st	+8.0	31,317	996,615	40 Yarbrough/Harper
28-----	at CWS	4-6	L	52-29	1st	+8.0	28,218		Detwiler/Berrios/Colomé
29-----	at CWS	10-3	W	53-29	1st	+9.0	27,908		Pineda/Nova
30-----	at CWS	3-4	L	53-30	1st	+8.0	27,244		Giolito/Thorpe/Colomé
JULY (13-11) Batting: .270 (230-for-852) Pitching: 13-11-6, 4.42 ERA (218.0 IP, 107 ER)									
1-----	OFF DAY				1st	+8.0			
2-----	at OAK	6-8	L	53-31	1st	+7.0	13,926		Mengden/Odorizzi/Hendriks
3-----	at OAK	^4-3	W	54-31	1st	+7.0	31,570		Parker/Treinen/Rogers
4-----	at OAK	2-7	L	54-32	1st	+6.0	20,836		Wang/Berrios
5-----	TEX	15-6	W	55-32	1st	+6.5	*38,073	1,034,688	41 Pérez/Sampson
6-----	TEX	7-4	W	56-32	1st	+6.5	36,969	1,071,657	42 Pineda/Chavez/Rogers
7-----	TEX	^1-4	L	56-33	1st	+5.5	35,495	1,107,152	43 Kelley/Mejía
8-----	ALL STAR BREAK								
9-----	ALL STAR BREAK	Progressive Field in Cleveland - American League won 4-3.							
10-----	ALL STAR BREAK								
11-----	ALL STAR BREAK								
12-----	at CLE	5-3	W	57-33	1st	+6.5	30,857		Littell/Pérez/Rogers
13-----	at CLE	6-2	W	58-33	1st	+7.5	32,277		Odorizzi/Bauer
14-----	at CLE	3-4	L	58-34	1st	+6.5	25,194		Cimber/May/Hand
15-----	OFF DAY				1st	+6.0			
16-----	NYM	2-3	L	58-35	1st	+5.0	28,712	1,135,864	44 Avilán/Pineda/Díaz
17-----	NYM	4-14	L	58-36	1st	+4.0	35,124	1,170,988	45 Vargas/May
18-----	OAK	6-3	W	59-36	1st	+4.0	28,432	1,199,420	46 Gibson/Petit/Rogers
19-----	OAK	3-5	L	59-37	1st	+3.0	31,082	1,230,502	47 Bassitt/Harper/Hendriks
20-----	OAK	4-5	L	59-38	1st	+3.0	32,270	1,262,772	48 Treinen/Rogers/Hendriks
21-----	OAK	7-6	W	60-38	1st	+3.0	34,070	1,296,842	49 Stewart/Hendriks
22-----	YYY	8-6	W	61-38	1st	+3.0	34,627	1,331,469	50 Thorpe/Sabathia/Rogers
23-----	YYY	^12-14	L	61-39	1st	+3.0	32,470	1,363,939	51 Chapman/Stewart/Green
24-----	YYY	7-10	L	61-40	1st	+2.0	*40,127	1,404,066	52 Cortes Jr./Odorizzi/Chapman
25-----	at CWS	10-3	W	62-40	1st	+2.0	22,087		Berrios/Giolito
26-----	at CWS	6-2	W	63-40	1st	+2.0	22,602		Pineda/Cease
27-----	at CWS	1-5	L	63-41	1st	+1.0	34,085		Nova/Pérez
28-----	at CWS	11-1	W	64-41	1st	+2.0	27,595		Gibson/Covey
29-----	OFF DAY				1st	+2.0			
30-----	at MIA	2-1	W	65-41	1st	+3.0	8,064		Odorizzi/Gallen/Rogers
31-----	at MIA	7-4	W	66-41	1st	+3.0	8,567		Berrios/Alcantara

TWINS 2019 DAY-BY-DAY

Date	Opp.	Score	W/L	Rcd.	Pos.	GA/ GB	Daily Attendance	Total Hm Att.	Date	Winner/Loser/Save
AUGUST (17-11)		Batting: .281 (284-for-1009)		Pitching: 17-11-10, 4.77 ERA (253.0 IP, 134 ER)						
1	----- at MIA	^4-5	L	66-42	1st	+3.0	10,390		Brigham/Stashak	
2	----- KC	11-9	W	67-42	1st	+3.0	32,431	1,436,497	53	May/Lovelady/Romo
3	----- KC	11-3	W	68-42	1st	+3.0	36,823	1,473,320	54	Gibson/Duffy
4	----- KC	3-0	W	69-42	1st	+3.0	30,171	1,503,491	55	Smeltzer/Keller/Rogers
5	----- ATL	5-3	W	70-42	1st	+4.0	26,722	1,530,213	56	May/Martin
6	----- ATL	7-12	L	70-43	1st	+3.5	36,721	1,566,934	57	Foltynewicz/Berrios
7	----- ATL	7-11	L	70-44	1st	+2.0	35,682	1,602,616	58	Fried/Pérez
8	----- CLE	5-7	L	70-45	1st	+1.0	32,517	1,635,133	59	Clevinger/Gibson/Hand
9	----- CLE	2-6	L	70-46	T1st	--	36,641	1,671,774	60	Bieber/Smeltzer
10	----- CLE	4-1	W	71-46	1st	+1.0	35,268	1,707,042	61	Odorizzi/Plutko/Rogers
11	----- CLE	^3-7	L	71-47	T1st	--	*37,849	1,744,891	62	Hand/Rogers
12	----- OFF DAY				2nd	-0.5				
13	----- at MIL	7-5	W	72-47	1st	+0.5	44,331		Duffey/Pomeranz/Romo	
14	----- at MIL	5-6	L	72-48	1st	+0.5	41,077		Guerra/Romo/Albers	
15	----- at TEX	13-6	W	73-48	1st	+0.5	20,494		Pineda/Payano/Smeltzer	
16	----- at TEX	4-3	W	74-48	1st	+1.5	24,742		Duffey/Minor/Romo	
17	----- at TEX	12-7	W	75-48	1st	+2.5	30,136		Duffey/Jurado	
18	----- at TEX	6-3	W	76-48	1st	+2.5	18,500		Dyson/Clase/Rogers	
19	----- CWS	4-6	L	76-49	1st	+2.0	25,564	1,770,455	63	Nova/Gibson/Colomé
20	----- CWS	14-4	W	77-49	1st	+3.0	26,798	1,797,253	64	Pineda/López
21	----- CWS	0-4	L	77-50	1st	+3.0	31,389	1,828,642	65	Giolito/Odorizzi
22	----- OFF DAY				1st	+3.5				
23	----- DET	6-9	L	77-51	1st	+2.5	31,238	1,859,880	66	VerHagen/Berrios
24	----- DET	8-5	W	78-51	1st	+2.5	*39,429	1,899,309	67	Gibson/Jackson/Rogers
25	----- DET	7-4	W	79-51	1st	+3.5	32,892	1,932,201	68	Pérez/Boyd
26	----- OFF DAY				1st	+3.5				
27	----- at CWS	3-1	W	80-51	1st	+3.5	12,175		Pineda/Giolito/Rogers	
28	----- at CWS	8-2	W	81-51	1st	+3.5	16,802		Odorizzi/Detwiler	
29	----- at CWS	10-5	W	82-51	1st	+3.5	15,886		Berrios/Cease/Dobnak	
30	----- at DET	13-5	W	83-51	1st	+4.5	17,273		Gibson/Jackson	
31	----- at DET	7-10	L	83-52	1st	+4.5	16,713		Boyd/Pérez	
SEPTEMBER (18-9)		Batting: .257 (240-for-935)		Pitching: 18-9-10, 4.20 ERA (242.1 IP, 113 ER)						
1	----- at DET	8-3	W	84-52	1st	+5.5	13,776		Pineda/Turnbull	
2	----- at DET	4-3	W	85-52	1st	+5.5	14,614		Littell/Farmer/Rogers	
3	----- at BOS	6-5	W	86-52	1st	+6.5	35,129		Thorpe/Porcello/Rogers	
4	----- at BOS	2-6	L	86-53	1st	+5.5	35,218		Rodriguez/Berrios/Workman	
5	----- at BOS	2-1	W	87-53	1st	+6.5	32,632		Pérez/Cashner/Rogers	
6	----- CLE	^6-2	L	87-54	1st	+5.5	35,418	1,967,619	69	Clippard/Thorpe
7	----- CLE	5-3	W	88-54	1st	+6.5	*39,573	2,007,192	70	Littell/Cimber/Rogers
8	----- CLE	2-5	L	88-55	1st	+5.5	31,380	2,038,572	71	Clevinger/Dobnak/Hand
9	----- OFF DAY				1st	+5.0				
10	----- WAS	5-0	W	89-55	1st	+5.0	24,813	2,063,385	72	Berrios/Sánchez
11	----- WAS	2-6	L	89-56	1st	+4.0	20,062	2,083,447	73	Strasburg/Pérez
12	----- WAS	6-12	L	89-57	1st	+3.5	19,167	2,102,614	74	Corbin/Gibson
13	----- at CLE####			1st	+3.5	PPD due to rain; Make-up set for DH Sept. 14				
14	----- at CLE	2-0	W	90-57	1st	+4.5	24,285		Littell/Clevinger	
	----- at CLE	9-5	W	91-57	1st	+5.5	31,841		Graterol/Pérez	
15	----- at CLE	5-7	L	91-58	1st	+4.5	26,414		Wittgren/Romero/Pérez	
16	----- CWS	5-3	W	92-58	1st	+5.0	21,850	2,124,464	75	Berrios/López/Rogers
17	----- CWS	^9-8	W	93-58	1st	+5.0	22,518	2,146,982	76	Harper/Ruiz
18	----- CWS	1-3	L	93-59	1st	+4.0	23,759	2,170,741	77	Fry/Odorizzi/Colomé
19	----- KC	8-5	W	94-59	1st	+4.0	24,565	2,195,306	78	Thorpe/Barnes/Rogers
20	----- KC	4-3	W	95-59	1st	+4.0	29,468	2,224,774	79	Dobnak/Skoglund/May
21	----- KC	5-12	L	95-60	1st	+4.0	*37,750	2,262,524	80	Rosario/Rogers
22	----- KC	12-8	W	96-60	1st	+4.0	31,628	2,294,152	81	Littell/López
23	----- OFF DAY				1st	+4.0				
24	----- at DET	4-2	W	97-60	1st	+4.0	16,174		Odorizzi/Turnbull/Rogers	
25	----- at DET	5-1	W	98-60	1st	+5.0	16,242		Dobnak/VerHagen	
26	----- at DET	10-4	W	99-60	1st	+6.0	17,557		Smeltzer/Zimmermann	
27	----- at KC	6-2	W	100-60	1st	+7.0	15,389		Berrios/Skoglund	
28	----- at KC	4-3	W	101-60	1st	+8.0	21,995		Duffey/Barnes/Rogers	
29	----- at KC	4-5	L	101-61	1st	+8.0	17,875		Kennedy/Graterol	
30	----- OFF DAY				1st	+8.0				

All game times are listed as Central

^ - Denotes Extra-Innings (Twins are 5-7 in extra-innings)

* - Denotes Sellout (12 in 2019)

- PPD game from 4/12 vs. DET PPD - PPD game from 4/19 at BAL # - PPD game from 5/22 at LAA #### - PPD game from 9/13



HOME GAMES



ROAD GAMES

TWINS 2019 HOME RUNS

HOME RUNS BY POSITION

C	1B	2B	3B	SS	LF	CF	RF	DH	PH	TOTAL
44	27	26	40	21	32	31	32	52	2	307

EHIRE ADRIANZA (5)

No.	Date	Opp.	Runs	Pitcher
1	4/29	HOU	1	Justin Verlander
2	5/12	DET	1	Daniel Norris
3	5/17	@SEA	1	Marco Gonzales
4	5/25	CWS	3	Kelvin Herrera
5	9/2	@DET	2	Jordan Zimmermann

LUIS ARRAEZ (4)

No.	Date	Opp.	Runs	Pitcher
1	5/21	@LAA	1	Noé Ramirez
2	7/5	TEX	1	Adrian Sampson
3	8/15	@TEX	2	Pedro Payano
4	9/25	@DET	2	Drew VerHagen

WILLIAMS ASTUDILLO (4)

No.	Date	Opp.	Runs	Pitcher
1	4/6	@PHI	1	Jake Arrieta
2	4/20-G1	@BAL	1	Dan Straily
3	6/19	BOS	1	Eduardo Rodriguez
4	9/26	@DET	1	Zac Reininger

BYRON BUXTON (10)

No.	Date	Opp.	Runs	Pitcher
1	4/28	BAL	1	Dylan Bundy
2	5/15	LAA	2	Trevor Cahill
3	5/16	@SEA	3	Erik Swanson
4	5/18	@SEA	4	Wade LeBlanc
5	5/27	MIL	3	Gio Gonzalez
6	6/1	@TB	1	Hunter Wood
7	6/5	@CLE	3	Tyler Olson
8	6/9	@DET	2	Carlos Torres
9	6/12	SEA	2	Anthony Bass
10	7/30	MIA	1	Zac Gallen

JASON CASTRO (13)

No.	Date	Opp.	Runs	Pitcher
1	4/22	@HOU	1	Brad Peacock
2	4/27	BAL	2	Jimmy Yacabonis
3	5/2	HOU	1	Brad Peacock
4	5/6	@TOR	2	Marcus Stroman
5	5/11-G1	DET	1	Spencer Turnbull
6	5/15	LAA	2	Luke Bard
7	5/16	@SEA	1	Erik Swanson
8	6/11	SEA	1	Mike Leake
9	7/2	@OAK	1	Daniell Mengden
10	7/2	@OAK	1	Yusei Kikuchi
11	8/4	KC	1	Brad Keller
12	8/9	CLE	1	Shane Bieber
13	9/29	@KC	1	Jorge López

JAKE CAVE (8)

No.	Date	Opp.	Runs	Pitcher
1	6/22	@KC	1	Danny Duffy
2	7/13	@CLE	1	Trevor Bauer
3	8/23	DET	1	Drew VerHagen
4	8/23	DET	1	Joe Jiménez
5	8/24	DET	2	Matt Hall
6	8/29	@CWS	1	Dylan Cease
7	8/29	@CWS	1	Héctor Santiago
8	9/29	@KC	1	Jorge López

C.J. CRON (25)

No.	Date	Opp.	Runs	Pitcher
1	4/14	DET	2	Jordan Zimmermann
2	4/15	TOR	3	Matt Shoemaker
3	4/20-G2	@BAL	1	Alex Cobb
4	4/26	BAL	1	Alex Cobb
5	4/27	BAL	2	Paul Fry
6	5/4	@NYY	1	J.A. Happ
7	5/8	@TOR	2	Trent Thornton
8	5/11-G1	DET	1	Joe Jiménez
9	5/11-G2	DET	3	Gregory Soto
10	5/16	@SEA	2	Erik Swanson
11	5/18	@SEA	1	Wade LeBlanc
12	5/18	@SEA	1	Wade LeBlanc
13	5/23	@LAA	1	Matt Harvey
14	6/7	@DET	1	Matthew Boyd

NELSON CRUZ (41)

No.	Date	Opp.	Runs	Pitcher
1	3/31	CLE	2	Carlos Carrasco
2	4/20-G2	@BAL	2	Alex Cobb
3	4/20-G2	@BAL	1	Brandon Kline
4	4/26	BAL	1	Alex Cobb
5	4/26	BAL	1	Gabriel Ynoa
6	5/3	@NYY	2	Zack Britton
7	5/4	@NYY	1	Jake Barrett
8	6/5	@CLE	1	Tyler Olson
9	6/7	@DET	1	Joe Jiménez
10	6/8	@DET	1	Blaine Hardy
11	6/9	@DET	2	Ryan Carpenter
12	6/13	SEA	1	Yusei Kikuchi
13	6/16	KC	1	Jorge López
14	6/29	@CWS	2	Iván Nova
15	6/29	@CWS	2	José Ruiz
16	6/30	@CWS	2	Evan Marshall
17	7/12	@CLE	1	Mike Clevinger
18	7/17	NYM	1	Jason Vargas
19	7/20	OAK	1	Brett Anderson
20	7/22	NYN	1	C.C. Sabathia
21	7/23	NYN	1	Domingo Germán
22	7/24	NYN	1	Nestor Cortes Jr.
23	7/25	@CWS	1	Lucas Giolito
24	7/25	@CWS	2	Lucas Giolito
25	7/25	@CWS	2	Lucas Giolito
26	7/26	@CWS	1	Ross Detwiler
27	8/2	KC	2	Glenn Sparkman
28	8/3	KC	2	Danny Duffy
29	8/3	KC	1	Danny Duffy
30	8/3	KC	2	Jorge López
31	8/6	ATL	1	Mike Foltyniewicz
32	8/6	ATL	3	Sean Newcomb
33	8/20	CWS	1	Reynaldo López
34	8/31	@DET	1	Buck Farmer
35	9/3	@BOS	1	Rick Porcello
36	9/12	WAS	1	Patrick Corbin
37	9/14-G2	@CLE	2	Carlos Carrasco
38	9/19	KC	3	Mike Montgomery
39	9/19	KC	2	Jake Newberry
40	9/22	KC	1	Gabe Speier
41	9/28	@KC	1	Jacob Barnes

MITCH GARVER (31)

No.	Date	Opp.	Runs	Pitcher
1	4/9	@NYY	1	Jacob deGrom
2	4/9	@NYY	1	Jacob deGrom
3	4/10	@NYY	1	Edwin Díaz
4	4/20-G2	@BAL	3	Mike Wright Jr.
5	4/20-G2	@BAL	1	Brandon Kline
6	5/4	@NYY	2	J.A. Happ
7	5/7	@TOR	2	Aaron Sanchez
8	5/10	DET	2	Tyson Ross
9	5/14	LAA	2	Felix Peña
10	6/7	@DET	2	Matthew Boyd
11	6/14	KC	2	Jake Diekmann
12	6/25	TB	1	Adam Kolarik
13	7/5	TEX	1	Brett Martin
14	7/12	@CLE	1	Tyler Clippard
15	7/17	NYM	1	Jason Vargas
16	7/18	OAK	1	Lou Trivino
17	7/20	OAK	1	Brett Anderson
18	7/22	NYN	1	C.C. Sabathia
19	7/22	NYN	1	Luis Cessa
20	7/31	@MIA	3	Sandy Alcantara

MARWIN GONZALEZ (15)

No.	Date	Opp.	Runs	Pitcher
1	4/16	TOR	1	Ken Giles
2	4/27	BAL	1	Jimmy Yacabonis
3	5/11-G2	DET	1	Nick Ramirez
4	5/13	LAA	2	Tyler Skaggs
5	5/21	@LAA	2	Justin Anderson
6	6/1	@TB	1	Yonny Chirinos
7	6/4	@CLE	1	Shane Bieber
8	6/12	SEA	1	Tommy Milone
9	6/15	KC	2	Glenn Sparkman
10	7/6	TEX	1	Shawn Kelley
11	7/19	OAK	2	Chris Bassitt
12	7/24	NYN	2	J.A. Happ
13	8/10	CLE	1	Adam Plutko
14	8/13	@MIL	3	Josh Hader
15	8/27	@CWS	1	Lucas Giolito

MAX KEPLER (36)

No.	Date	Opp.	Runs	Pitcher
1	4/5	@PHI	2	Nick Pivetta
2	4/6	@PHI	1	Jake Arrieta
3	4/7	@PHI	1	Zach Eflin
4	4/26	BAL	1	Alex Cobb
5	4/27	BAL	2	Taylor Scott
6	4/27	BAL	1	Jimmy Yacabonis
7	4/28	BAL	1	Dylan Bundy
8	5/10	DET	1	Tyson Ross
9	5/16	@SEA	1	Erik Swanson
10	5/23	@LAA	2	Cody Allen
11	5/24	CWS	1	Reynaldo López
12	5/26	CWS	3	Josh Osich
13	6/6	@CLE	1	Trevor Bauer
14	6/6	@CLE	2	Trevor Bauer
15	6/6	@CLE	1	Trevor Bauer
16	6/12	SEA	1	Tommy Milone
17	6/15	KC	1	Glenn Sparkman
18	6/18	BOS	1	Hector Velázquez
19	6/19	BOS	1	Eduardo Rodriguez
20	6/29	@CWS	1	Iván Nova
21	6/29	@CWS	1	Josh Osich
22	7/13	@CLE	1	Trevor Bauer
23	7/13	@CLE	1	Trevor Bauer
24	7/21	OAK	3	Daniell Mengden
25	7/22	NYN	1	C.C. Sabathia
26	7/25	@CWS	2	Lucas Giolito
27	7/26	@CWS	3	Dylan Cease
28	7/28	@CWS	2	Ross Detwiler
29	7/31	@MIA	1	Sandy Alcantara
30	8/1	@MIA	1	Jordan Yamamoto
31	8/5	ATL	1	Mike Soroka
32	8/10	CLE	1	Adam Plutko
33	8/16	@TEX	2	Mike Minor
34	8/20	CWS	2	Reynaldo López
35	8/24	DET	1	Edwin Jackson
36	8/31	@DET	1	Matthew Boyd

RYAN LAMARRE (2)

No.	Date	Opp.	Runs	Pitcher
1	9/17	CWS	1	Ross Detwiler
2	9/27	@KC	2	Eric Skoglund

JORGE POLANCO (22)

No.	Date	Opp.	Runs	Pitcher
1	4/5	@PHI	1	Nick Pivetta
2	4/9	@NYY	2	Max Gsellman

TWINS 2019 HOME RUNS

3	4/16	TOR	1	Aaron Sanchez
4	4/22	@HOU	2	Chris Devenski
5	4/24	@HOU	1	Justin Verlander
6	5/6	@TOR	1	Daniel Hudson
7	5/8	@TOR	2	Trent Thornton
8	5/13	LAA	2	Tyler Skaggs
9	5/23	@LAA	2	Matt Harvey
10	6/5	@CLE	1	Nick Goody
11	6/20	@KC	1	Glenn Sparkman
12	7/3	@OAK	1	Joakim Soria
13	7/5	TEX	2	Adrian Sampson
14	7/22	NYN	1	C.C. Sabathia
15	7/23	NYN	1	Domingo Germán
16	7/28	@CWS	2	Dylan Covey
17	8/3	KC	3	Danny Duffy
18	8/19	CWS	1	Aaron Bummer
19	8/20	CWS	2	Héctor Santiago
20	8/31	@DET	2	Matthew Boyd
21	9/11	WAS	2	Stephen Strasburg
22	9/14-G1	@CLE	2	Mike Clevinger

28	9/4	@BOS	2	Ryan Brasier
29	9/14-G2	@CLE	2	Tyler Clippard
30	9/15	@CLE	1	Shane Bieber
31	9/15	@CLE	1	Nick Wittgren
32	9/25	@DET	2	John Schreiber

MIGUEL SANÓ (34)

No.	Date	Opp.	Runs	Pitcher
1	5/18	@SEA	1	Wade LeBlanc
2	5/20	@LAA	2	Ty Buttrey
3	5/23	@LAA	1	Matt Harvey
4	5/23	@LAA	2	Noé Ramirez
5	5/24	CWS	1	Reynaldo López
6	6/9	@DET	1	Ryan Carpenter
7	6/16	KC	1	Jakob Junis
8	6/21	@KC	1	Jake Diekmann
9	6/22	@KC	1	Danny Duffy
10	6/28	@CWS	2	Ross Detwiler
11	6/28	@CWS	2	Kelvin Herrera
12	6/29	@CWS	2	Carson Fulmer
13	7/2	@OAK	2	Daniel Mengden
14	7/20	OAK	1	Brett Anderson
15	7/23	NYN	3	Domingo Germán
16	7/23	NYN	2	Zack Britton
17	7/25	@CWS	2	Jimmy Cordero
18	7/28	@CWS	3	Dylan Covey
19	8/5	ATL	2	Chris Martin
20	8/7	ATL	3	Josh Tomlin
21	8/14	@MIL	1	Gio Gonzalez
22	8/15	@TEX	1	Taylor Guerrieri
23	8/17	@TEX	2	Adrian Sampson
24	8/23	DET	1	Drew VerHagen
25	8/23	DET	2	Buck Farmer
26	8/24	DET	3	Edwin Jackson
27	9/3	@BOS	2	Rick Porcello
28	9/14-G2	@CLE	4	Nick Goody
29	9/15	@CLE	1	Shane Bieber
30	9/17	CWS	3	Ross Detwiler
31	9/19	KC	1	Mike Montgomery
32	9/22	KC	3	Jorge López
33	9/23	KC	1	Jorge López
34	9/27	@KC	2	Eric Skoglund

JONATHAN SCHOOP (23)

No.	Date	Opp.	Runs	Pitcher
1	4/9	@NYM	1	Seth Lugo
2	4/9	@NYM	3	Jason Vargas
3	4/20-G2	@BAL	3	Mike Wright Jr.
4	4/20-G2	@BAL	1	Chris Davis
5	5/1	HOU	2	Collin McHugh

6	5/8	@TOR	2	Sam Gaviglio
7	5/18	@SEA	3	Parker Markel
8	5/18	@SEA	2	Ryan Garton
9	5/23	@LAA	3	Matt Harvey
10	5/23	@LAA	1	Noé Ramirez
11	6/2	@TB	2	Chaz Roe
12	6/11	SEA	2	Mike Leake
13	6/25	TB	1	Blake Snell
14	7/5	TEX	2	Jesse Biddle
15	7/16	NYM	1	Steven Matz
16	7/28	@CWS	2	Josh Osich
17	8/16	@TEX	2	Mike Minor
18	8/25	DET	2	Matthew Boyd
19	8/27	@CWS	1	Lucas Giolito
20	8/28	@CWS	3	Ross Detwiler
21	8/28	@CWS	1	Jace Fry
22	9/12	WAS	2	Hunter Strickland
23	9/26	@DET	2	Jose Cisnero

LAMONTE WADE JR. (2)

No.	Date	Opp.	Runs	Pitcher
1	9/15	@CLE	2	Shane Bieber
2	9/21	KC	1	Glenn Sparkman

EDDIE ROSARIO (32)

No.	Date	Opp.	Runs	Pitcher
1	4/6	@PHI	3	S. Dominguez
2	4/9	@NYM	2	Jacob deGrom
3	4/14	DET	1	Daniel Norris
4	4/16	TOR	3	Aaron Sanchez
5	4/18	TOR	1	Clay Buchholz
6	4/18	TOR	1	Tim Lincecum
7	4/20-G1	@BAL	1	Dan Straily
8	4/20-G1	@BAL	1	Dan Straily
9	4/20-G2	@BAL	2	Alex Cobb
10	4/23	@HOU	3	Wade Miley
11	4/26	BAL	1	Alex Cobb
12	5/6	@TOR	1	Marcus Stroman
13	5/8	@TOR	2	Elvis Luciano
14	5/23	@LAA	1	Cody Allen
15	5/24	CWS	1	Reynaldo López
16	5/26	CWS	3	Dylan Covey
17	5/28	MIL	2	Junior Guerra
18	6/4	@CLE	1	Shane Bieber
19	6/9	@DET	1	Carlos Torres
20	6/23	@KC	1	Homer Bailey
21	7/18	OAK	3	Yusmeiro Petit
22	7/24	NYN	2	J.A. Happ
23	7/31	@MIA	2	Sandy Alcantara
24	8/6	ATL	1	Shane Greene
25	8/9	CLE	1	Shane Bieber
26	8/14	@MIL	1	Gio Gonzalez
27	8/15	@TEX	1	Taylor Guerrieri

TWINS 2019 TRANSACTIONS

DATE	NO	PLAYER	POS	TRANSACTION
1/2	23	Cruz, Nelson	DH	Signed one-year contract.
1/4	50	Slegers, Aaron	RHP	Designated for release or assignment.
1/10	56	Telis, Tomás	C	Signed as minor league free agent.
1/11	50	Slegers, Aaron	RHP	Claimed off Waivers by Pittsburgh.
1/14	27	Curtiss, John	RHP	Designated for release or assignment.
	38	Parker, Blake	RHP	Signed one-year contract.
1/15	27	Curtiss, John	RHP	Traded to Los Angeles-AL in exchange for IF Daniel Ozoria.
1/30	61	De Jong, Chase	RHP	Designated for release or assignment.
	33	Pérez, Martín	RHP	Signed one-year contract.
2/6	61	De Jong, Chase	RHP	Outrighted to Triple-A Rochester.
	37	Collins, Tim	LHP	Signed as minor league free agent.
	50	Nicolino, Justin	LHP	Signed as minor league free agent.
	36	Rosales, Adam	IF	Signed as minor league free agent.
2/9	27	Duda, Lucas	1B	Signed as minor league free agent.
2/25	8	Granite, Zack	OF	Designated for release or assignment.
	9	Gonzalez, Marwin	IF	Signed two-year contract.
3/3	8	Granite, Zack	OF	Traded to Texas for cash and RHP Xavier Moore.
3/3		Moore, Xavier	RHP	Traded to Baltimore for Intl. Bonus Pool money.
3/8	53	Stewart, Kohl	RHP	Optioned to Triple-A Rochester.
	71	Thorpe, Lewis	LHP	Optioned to Triple-A Rochester.
	62	Vasquez, Andrew	LHP	Optioned to Triple-A Rochester.
	78	Rortvedt, Ben	C	Reassigned to minor league camp.
	76	Kirilloff, Alex	OF	Reassigned to minor league camp.
	57	Raley, Luke	OF	Reassigned to minor league camp.
	66	Rooker, Brent	OF	Reassigned to minor league camp.
3/10	75	Lewis, Royce	IF	Reassigned to minor league camp.
3/12	59	Gonsalves, Stephen	LHP	Optioned to Triple-A Rochester.
	1	Gordon, Nick	IF	Optioned to Triple-A Rochester.
	73	Wade Jr., LaMonte	OF	Optioned to Triple-A Rochester.
	2	Arrea, Luis	IF	Optioned to Double-A Pensacola.
3/14	52	Littell, Zack	RHP	Optioned to Triple-A Rochester.
3/16	21	Duffey, Tyler	RHP	Optioned to Triple-A Rochester.
	61	De Jong, Chase	RHP	Reassigned to minor league camp.
3/18	79	Navarrete, Brian	C	Reassigned to minor league camp.

TWINS 2019 TRANSACTIONS

DATE	NO	PLAYER	POS	TRANSACTION
3/20	56	Telis, Tomás	C	Reassigned to minor league camp.
	72	César, Randy	IF	Reassigned to minor league camp.
	81	Sawyer, Wynston	C	Reassigned to minor league camp.
	74	Reed, Jake	RHP	Reassigned to minor league camp.
	80	Eades, Ryan	RHP	Reassigned to minor league camp.
3/22	50	Nicolino, Justin	LHP	Reassigned to minor league camp.
	27	Duda, Lucas	IF	Granted release.
	37	Romero, Fernando	RHP	Optioned to Triple-A Rochester.
	36	Rosales, Adam	IF	Granted release.
	37	Collins, Tim	LHP	Granted release.
3/23	30	Reed, Michael	OF	Traded to San Francisco in exchange for Of John Andreoli and cash considerations.
3/25	54	Guilmet, Preston	RHP	Reassigned to minor league camp.
3/27	51	Morin, Mike	RHP	Reassigned to minor league camp.
	74	Torreyes, Ronald	IF	Optioned to Triple-A Rochester.
	19	Harper, Ryne	RHP	Contract selected.
	22	Sanó, Miguel	IF	Placed on 10-day Injured List.
	68	Magill, Matt	RHP	Placed on 10-day Injured List.
4/6	43	Reed, Addison	RHP	Placed on 10-day Injured List.
	58	Moya, Gabriel	LHP	Placed on 10-day Injured List.
	61	De Jong, Chase	RHP	Contract Selected.
	11	Austin, Tyler	IF	Designated for release or assignment.
	13	Austin, Tyler	IF	Traded to San Francisco for Of Malique Ziegler.
4/8	61	De Jong, Chase	RHP	Optioned to Triple-A Rochester.
4/10	62	Vasquez, Andrew	LHP	Recalled from Triple-A Rochester.
	62	Vasquez, Andrew	LHP	Optioned to Triple-A Rochester.
	21	Duffey, Tyler	RHP	Recalled from Triple-A Rochester.
	58	Moya, Gabriel	LHP	Return from rehab, reinstated from 10-day Injured list, optioned to Triple-A Rochester.
	60	Cave, Jake	OF	Optioned to Triple-A Rochester.
4/24	21	Duffey, Tyler	RHP	Optioned to Triple-A Rochester.
	53	Stewart, Kohl	RHP	Recalled from Triple-A Rochester.
	77	Romero, Fernando	RHP	Recalled from Triple-A Rochester.
	53	Stewart, Kohl	RHP	Optioned to Triple-A Rochester.
	68	Magill, Matt	RHP	Returned from rehab, reinstated from 10-day Injured List.
4/28	64	Astudillo, Williams	C/IF/OF	Placed on 10-day Injured List.
5/2	60	Cave, Jake	OF	Recalled from Triple-A Rochester.
	49	Mejia, Adalberto	LHP	Placed on 10-day Injured List.
	51	Morin, Mike	RHP	Contract Selected.
	33	Pérez, Martín	LHP	Placed on Paternity List.
	53	Stewart, Kohl	RHP	Recalled from Triple-A Rochester.
5/11	21	Duffey, Tyler	RHP	Added to roster as 26th man for doubleheader.
	33	Pérez, Martín	LHP	Returned from Paternity List.
	64	Astudillo, Williams	C/IF/OF	Reinstated from 10-day Injured List.
	21	Duffey, Tyler	RHP	Returned to Triple-A Rochester following doubleheader.
	53	Stewart, Kohl	RHP	Optioned to Triple-A Rochester.
5/12	77	Romero, Fernando	RHP	Optioned to Triple-A Rochester.
	60	Cave, Jake	OF	Optioned to Triple-A Rochester.
	21	Duffey, Tyler	RHP	Optioned to Triple-A Rochester.
	22	Sanó, Miguel	IF	Returned from rehab, reinstated from 10-day Injured List.
	18	Garver, Mitch	C	Placed on 10-day Injured List.
5/16	39	Hildenberger, Trevor	RHP	Optioned to Triple-A Rochester.
	31	Adams, Austin	RHP	Contract Selected.
	43	Reed, Addison	RHP	Designated for release or assignment.
	23	Cruz, Nelson	DH	Placed on 10-day Injured List.
	2	Arraez, Luis	IF	Recalled from Triple-A Rochester.
5/17	43	Reed, Addison	RHP	Granted unconditional release.
5/23	31	Adams, Austin	RHP	Designated for release or assignment.
5/24	52	Littell, Zack	RHP	Recalled from Triple-A Rochester.
5/26	31	Adams, Austin	RHP	Claimed off Waivers by Detroit.
5/28	35	Pineda, Michael	RHP	Placed on 10-day Injured List.
6/2	31	Smeltzer, Devin	LHP	Contract selected from Triple-A Rochester.
	52	Littell, Zack	RHP	Optioned to Triple-A Rochester.
	18	Garver, Mitch	C	Reinstated from 10-day Injured List.
	23	Cruz, Nelson	DH	Reinstated from 10-day Injured List.
	2	Arraez, Luis	IF	Optioned to Triple-A Rochester.
6/3	35	Pineda, Michael	RHP	Reinstated from 10-day Injured List.
6/7	31	Smeltzer, Devin	LHP	Optioned to Triple-A Rochester.
6/8	80	Eades, Ryan	RHP	Contract Selected.
6/13	64	Astudillo, Williams	C/IF/OF	Optioned to Triple-A Rochester.
	77	Romero, Fernando	RHP	Recalled from Triple-A Rochester.
	80	Eades, Ryan	RHP	Optioned to Triple-A Rochester.
	52	Littell, Zack	RHP	Recalled from Triple-A Rochester.
	77	Romero, Fernando	RHP	Optioned to Triple-A Rochester.
6/14	25	Buxton, Byron	OF	Placed on 10-day Injured List.
6/18	60	Cave, Jake	OF	Recalled from Triple-A Rochester.
6/19	13	Adrianza, Ehire	IF	Placed on 10-day Injured List.
	2	Arraez, Luis	IF	Recalled from Triple-A Rochester.
	9	Gonzalez, Marwin	IF/OF	Placed on 10-day Injured List.
	64	Astudillo, Williams	C/IF/OF	Recalled from Triple-A Rochester.
	38	Parker, Blake	RHP	Placed on Family Medical Emergency List.
6/20	49	Mejia, Adalberto	LHP	Transferred to 60-day Injured List.
	71	Poppen, Sean	RHP	Contract Selected.
	53	Stewart, Kohl	RHP	Recalled from Triple-A Rochester.
	71	Poppen, Sean	RHP	Optioned to Triple-A Rochester.
	53	Stewart, Kohl	RHP	Optioned to Triple-A Rochester.
6/21	38	Parker, Blake	RHP	Reinstated from Family Medical Emergency List.
6/25	74	Torreyes, Ronald	INF	Reinstated from Restricted List and assigned to Single-A Ft. Myers.
6/27	58	Moya, Gabriel	LHP	Designated for release or assignment.
	64	Astudillo, Williams	C/IF/OF	Placed on 10-day Injured List.
	30	Wade Jr., LaMonte	OF	Recalled from Triple-A Rochester.
	20	Rosario, Eddie	OF	Placed on 10-day Injured List.
	13	Adrianza, Ehire	IF	Reinstated from 10-day Injured List.
6/28	52	Littell, Zack	RHP	Optioned to Triple-A Rochester.
	43	Thorp, Lewis	LHP	Recalled from Triple-A Rochester.
	30	Wade Jr., LaMonte	OF	Optioned to Triple-A Rochester.
	60	Cave, Jake	OF	Optioned to Triple-A Rochester.
	9	Gonzalez, Marwin	IF/OF	Reinstated from 10-day Injured List.
6/29	25	Buxton, Byron	OF	Reinstated from 10-day Injured List.
	58	Moya, Gabriel	LHP	Outrighted to Triple-A Rochester.

TWINS 2019 TRANSACTIONS

DATE	NO	PLAYER	POS	TRANSACTION
7/1	43	Thorpe, Lewis	LHP	Optioned to Triple-A Rochester.
7/2	74	Torreyes, Ronald	IF	Outrighted to Triple-A Rochester.
	49	Mejia, Adalberto	LHP	Returned from rehab, reinstated from 60-day Injured List.
7/3	12	Odorizzi, Jake	RHP	Placed on 10-day Injured List.
	52	Littell, Zack	RHP	Recalled from Triple-A Rochester.
7/4	62	Vasquez, Andrew	LHP	Outrighted to Triple-A Rochester.
7/5	38	Parker, Blake	RHP	Placed on Paternity List.
	53	Stewart, Kohl	RHP	Recalled from Triple-A Rochester.
7/6	24	Cron, C.J.	IF	Placed on 10-day Injured List.
	30	Wade Jr., LaMonte	OF	Recalled from Triple-A Rochester.
7/7	53	Stewart, Kohl	RHP	Optioned to Triple-A Rochester.
	30	Wade Jr., LaMonte	OF	Placed on 10-day Injured List.
	31	Smeltzer, Devin	LHP	Recalled from Triple-A Rochester.
	60	Cave, Jake	OF	Recalled from Triple-A Rochester.
	31	Smeltzer, Devin	LHP	Optioned to Triple-A Rochester postgame.
7/12	38	Parker, Blake	RHP	Reinstated from Paternity List.
7/13	49	Mejia, Adalberto	LHP	Designated for release or assignment.
	12	Odorizzi, Jake	RHP	Reinstated from 10-day Injured List.
7/16	20	Rosario, Eddie	OF	Reinstated from 10-day Injured List.
	24	Cron, C.J.	IF	Reinstated from 10-day Injured List.
	25	Buxton, Byron	OF	Placed on 7-day Injured List.
	51	Morin, Mike	RHP	Designated for release or assignment.
7/18	53	Stewart, Kohl	RHP	Recalled from Triple-A Rochester.
	68	Magill, Matt	RHP	Designated for release or assignment.
7/20	51	Morin, Mike	RHP	Traded to PHI in exchange for cash considerations.
	49	Mejia, Adalberto	RHP	Claimed off Waivers by LAA.
7/21	68	Magill, Matt	RHP	Traded to SEA in exchange for cash considerations.
7/22	52	Littell, Zack	RHP	Optioned to Triple-A Rochester.
	43	Thorpe, Lewis	LHP	Recalled from Triple-A Rochester.
	24	Cron, C.J.	IF	Placed on 10-day Injured List.
	61	Stashak, Cody	RHP	Contract Selected.
7/23	25	Buxton, Byron	OF	Transferred to 10-day Injured List.
7/24	38	Parker, Blake	RHP	Designated for release or assignment.
	53	Stewart, Kohl	RHP	Optioned to Triple-A Rochester.
	31	Smeltzer, Devin	LHP	Recalled from Triple-A Rochester.
	51	Torres, Carlos	RHP	Contract Selected.
7/25	31	Smeltzer, Devin	LHP	Optioned to Triple-A Rochester.
	11	Poppen, Sean	RHP	Recalled from Triple-A Rochester.
	25	Buxton, Byron	OF	Reinstated from 10-day Injured List.
	60	Cave, Jake	OF	Optioned to Triple-A Rochester.
7/27	54	Romo, Sergio	RHP	Acquired via trade from MIA with RHP Chris Vallimont & PTBNL in exchange for INF Lewin Diaz.
7/28	51	Torres, Carlos	RHP	Designated for release or assignment.
7/29	38	Parker, Blake	RHP	Elected Free Agency.
7/30	51	Torres, Carlos	RHP	Elected Free Agency.
7/31	49	Dyson, Sam	RHP	Acquired via trade from SF in exchange for OF Jaylin Davis, RHP Prelander Berroa & RHP Kai-Wei Teng.
8/1	71	Poppen, Sean	RHP	Optioned to Triple-A Rochester.
8/3	25	Buxton, Byron	OF	Placed on 10-day Injured List.
	35	Pineda, Michael	RHP	Placed on 10-day Injured List.
	43	Thorpe, Lewis	LHP	Optioned to Triple-A Rochester.
	52	Littell, Zack	RHP	Recalled from Triple-A Rochester.
	60	Cave, Jake	OF	Recalled from Triple-A Rochester.
	24	Cron, C.J.	IF	Returned from rehab, reinstated from 10-day Injured List.
8/4	49	Dyson, Sam	RHP	Placed on 10-day Injured List.
	31	Smeltzer, Devin	LHP	Recalled from Triple-A Rochester.
8/7	61	Stashak, Cody	RHP	Optioned to Triple-A Rochester.
	53	Stewart, Kohl	RHP	Recalled from Triple-A Rochester.
8/8	68	Dobnak, Randy	RHP	Contract Selected.
	53	Stewart, Kohl	RHP	Optioned to Triple-A Rochester.
8/9	23	Cruz, Nelson	DH	Placed on 10-day Injured List.
	61	Stashak, Cody	RHP	Recalled from Triple-A Rochester.
8/10	41	Miller, Ian	OF	Acquired via trade from Seattle for cash considerations.
8/13	61	Stashak, Cody	RHP	Optioned to Triple-A Rochester.
	49	Dyson, Sam	RHP	Reinstated from 10-day Injured List.
8/14	80	Eades, Ryan	RHP	Claimed off waivers by BAL.
8/15	35	Pineda, Michael	RHP	Reinstated from 10-day Injured List.
	68	Dobnak, Randy	RHP	Optioned to Triple-A Rochester.
8/16	43	Thorpe, Lewis	LHP	Recalled from Triple-A Rochester.
	31	Smeltzer, Devin	LHP	Optioned to Triple-A Rochester.
8/19	23	Cruz, Nelson	DH	Reinstated from 10-day Injured List.
	52	Littell, Zack	RHP	Optioned to Triple-A Rochester.
8/24	19	Harper, Ryne	RHP	Optioned to Triple-A Rochester.
	61	Stashak, Cody	RHP	Recalled from Triple-A Rochester.
8/25	43	Thorpe, Lewis	LHP	Optioned to Triple-A Rochester.
8/27	68	Dobnak, Randy	RHP	Recalled from Triple-A Rochester.
9/1	51	Graterol, Brusdar	RHP	Contract Selected.
	41	Miller, Ian	OF	Contract Selected.
	31	Smeltzer, Devin	LHP	Recalled from Triple-A Rochester.
	52	Littell, Zack	RHP	Recalled from Triple-A Rochester.
	53	Stewart, Kohl	RHP	Recalled from Triple-A Rochester.
	64	Astudillo, Williams	C/IF/OF	Returned from rehab, reinstated from 10-day Injured List.
	30	Wade Jr., LaMonte	OF	Returned from rehab, reinstated from 10-day Injured List.
	71	Poppen, Sean	RHP	Recalled from Triple-A Rochester (not to report), transferred to 60-day Injured List.
	44	Gibson, Kyle	RHP	Placed on 10-day Injured List.
	43	Thorpe, Lewis	LHP	Recalled from Triple-A Rochester.
	76	Bello, Cibner	Pensacola PIT Coach	Added to Coaching Staff.
	25	Buxton, Byron	OF	Reinstated from 10-day Injured List.
9/3	19	Harper, Ryne	RHP	Recalled from Triple-A Rochester.
	39	Hildenberger, Trevor	RHP	Recalled from Triple-A Rochester.
	77	Romero, Fernando	RHP	Recalled from Triple-A Rochester.
9/6	75	Skinner, Joel	Rochester Manager	Added to Coaching Staff.
9/7	35	Pineda, Michael	RHP	Issued 60-game Suspension.
9/8	27	LaMarre, Ryan	OF	Acquired via trade from Atlanta for cash considerations.
9/10	74	Torreyes, Ronald	IF	Contract Selected.
	25	Buxton, Byron	OF	Placed on 60-day Injured List.
	44	Gibson, Kyle	RHP	Reinstated from 10-day Injured List.
9/14	--	Diplan, Marcos	RHP	Designated for release or assignment.
	66	Alcala, Jorge	RHP	Contract Selected.
9/16	--	Diplan, Marcos	RHP	Claimed off Waivers by Detroit.

SEASON AT A GLANCE

Record:	101-61
Home Record:	46-35
Road Record:	55-26
Record in series:	31-15-6
Series Openers:	36-16
Series Finals:	26-27
Rubber Games:	6-11
Sweeps/Swept:	11/1
March/April:	17-10
May:	21-8
June:	15-12
July:	13-11
August:	17-11
September/October:	18-9
Day Games:	34-24
Night Games:	67-36
vs. American League East:	20-12
vs. American League Central:	50-26
vs. American League West:	23-11
vs. National League:	8-12
Games vs. LH Starter:	22-17
Games vs. RH Starter:	79-44
Twins score first:	78-23
Opponent scores first:	23-38
Come-from-behind wins:	38
Leading after 7/8 inn.:	87-8/91-3
Trailing after 7/8 inn.:	7-48/3-51
Tied after 7/8 inn.:	8-5/6-7
Extra-innings:	5-7
1-run games:	23-12
Twins out-hit opp.:	74-11
Opp. out-hit Twins:	18-46
Twins/Opp. have = hits:	8-4
Run Differential:	+185 (939-754)
Twins get Quality Start:	53-15
Twins starter goes 6+ IP:	58-22
Most games over .500:	41, 9/29
Most games under .500:	
Longest win-streak:	6, 3x, last 9/22-28
Longest losing-streak:	4, 8/6-9
When Twins score 4+:	91-30
When Twins score 3-:	10-31
Twins get 10+ hits:	60-14
Days in First Place:	171
Days in Second Place:	8
Days in Third Place:	4
Days in Fourth Place:	
Days in Fifth Place:	
Walk-Off W/L:	4/1
Shutouts W/L:	10/3
Complete Games:	1/0
Target Field Sellouts ('19/All-Time):	12/173

MISC. HIGHS AND LOWS

Most Runs, Game (Team)	18, 5/18 at SEA
Most Runs, Inning (Team)	7, 2x, last: 8th inning, 8/20 vs. CWS
Most Hits, Game (Team)	20, 7/5 vs. TEX
Most Hits, Inning (Team)	8, 2x, last: 8th inning, 8/20 vs. CWS
Most Home Runs, Game (Team)	8, 2x, last: 5/23 at LAA
Most Strikeouts, Batters (Team)	22, 6/27 vs. TB
Longest Hitting Streak (Individual)	14, Polanco, 5/27-6/13
Consecutive Hits (Individual)	5, 3x Cron 5/23 at LAA, Polanco 2x, last: 5/8 at TOR
Consecutive Hitless At-Bats (Individual)	28, Rosario, 4/26-5/4
Most Runs Allowed (Team)	14, 3x, last: 7/23 vs. NYY
Most Runs Allowed, Inning (Team)	6, 5x, last: 3rd inning, 8/31 at DET
Most Hits Allowed (Team)	20, 2x, last 9/17 vs. CWS
Most Hits Allowed, Inning (Team)	8, 3rd inning, 8/31 at DET
Pitchers Used (Team)	10, 6/27 vs. TB
Cons. Batters Retired (Team)	23, 5/10 vs. DET
Scoreless Innings Streak (Team/Pitchers)	25, (5th inn. 5/5-4th inn. 5/8)
Most Runs, Starter	9, 2x, last: Berrios, 8/6 vs. ATL
Most Home Runs, Starter	4, Smeltzer, 6/4 at CLE
Most Walks, Starter	6, Gibson, 8/9 vs. CLE
Most Strikeouts, Starter	11, 3x, last: Berrios, 7/31 at MIA
Most Strikeouts, Pitchers (Team)	17, 2x, last: 6/27 vs. TB
Most Walks, Pitchers (Team)	10, 2x, last: 6/19 vs. BOS
Most Cons. Scoreless Innings (Individual)	22.1, Odorizzi, 4/29-5/15
Most Cons. Batters Retired (Individual)	20, Odorizzi, 5/10 vs. DET
Longest Game, Innings	18, 6/27 vs. TB
Longest Game, Time (9 Inn.)	4:08, 4/9 at NYM
Longest Game, Time (X Inn.)	5:45, 6/18 vs. BOS (17 inn.)
Fastest Game, Time	2:18, 3/28 vs. CLE
Largest Margin, Victory	14, 5/18 at SEA
Largest Margin, Loss	11, 2x, last: 5/30 at TB
Largest Home Attendance	40,127, 7/24 vs. NYY
Home Sellouts	12, last 9/21 vs. KC
Different Lineups Used	145

RECORDS BROKEN IN 2019

Twins Days In First Place	171 (T-1970)
Twins/Senators Single-Season Home Run Record	307
MLB Single-Season Home Run Record (Team)	307
Twins Single-Season Slugging Percentage	(.494)
Twins Multi-HR Games (Individual) (MLB Record)	33
Twins Multi-HR Games (Team) (MLB Record)	87
Twins/Senators with 10+ HR	11 (T-2016)
Twins/Senators with 20+ HR (MLB Record)	8
Twins/Senators with 30+ HR (MLB Record)	5
Most 5-HR Games in a Season (Team) (MLB Record)	11
Most 8-HR Games in a Season (Team)	2 (T-2005 TEX)
Most Single-Series Home Runs vs. One Opponent	12 (4/26-28 vs. BAL)
Twins Most Single-Season Home Runs As Catcher	Garver (30)
Twins Most Single-Season Home Runs As Catcher (Team) (MLB Record)	44
Twins Most Single-Season Home Runs As Designated Hitter	Cruz (41)
Twins Extra-Base Hits (One shy of MLB record)	648
Twins/Senators Runs Scored	939
Twins/Senators RBI	906
Twins Two-Out RBI	341
Twins Single-Season Total Bases	2,816
Twins/Senators Single-Season Strikeouts (Pitchers)	1,456
Twins/Senators Single-Season Strikeouts (As Reliever)	617 (T-2018)
Twins Relievers with 75+ Strikeouts	3
Twins/Senators Most Road Wins (Team)	55

TWINS 2019 HIGHS AND LOWS

TEAM BATTING:

Most At-Bats, Game	62, 6/18 vs BOS
Most Runs, Game	18, 5/18 at SEA
Most Runs, Inning (Team)	7, 2x, last: 8th inning, 8/20 vs CWS
Most Hits, Game (Team)	20, 7/5 vs. TEX
Most Hits, Inning (Team)	8, 2x, last: 8th inning, 8/20 vs. CWS
Fewest Hits, Game	2, 2x, last: 9/5 at BOS
Most Doubles, Game	9, 7/5 at TEX
Most Triples, Game	2, 5/2 vs. HOU
Most Home Runs, Game	8, 2x, last: 5/23 at LAA
Most Extra Base Hits, Game	13, 2x, last: 7/5 vs. TEX
Most RBI, Game	18, 5/18 at SEA
Most Walks	9, 2x, last: 9/22 vs. KC
Most Strikeouts	22, 6/27 vs. TB
Most Stolen Bases, game	1, 28x, last: 9/27 vs. KC
Most Caught Stealing, Game	1, 21x, last: 9/19 vs. KC
Most Times Grounding Into Double Play, Game	4, 2x, last: 9/5 vs. BOS
Left On Base, Twins	16, 6/18 vs. BOS

INDIVIDUAL BATTING:

Most At-Bats, Game	8, 3x, last: Rosario/Polanco, 6/18 vs. BOS
Most Runs, Game	4, 4x, last: Astudillo, 9/26 at DET
Most Hits, Game	5, 3x: Cron 5/23 at LAA, Polanco 2x, last: 5/8 at TOR
Most Doubles, Game	3, 3x, last: Rosario, 9/22 vs. KC
Most Triples, Game	1, 23x, last: Wade Jr. 9/21 vs. KC
Most Home Runs, Game	3, 3x, last: Cruz, 8/3 vs. KC
Most Total Bases, Game	13, Kepler, 6/6 at CLE
Most Extra Base Hits, Game	4, Cruz, 8/20 vs. CWS
Most RBI, Game	5, 9x, last: Cruz, 9/19 vs. KC
Most Walks, Game	3, 6x, last: Cruz, 9/17 vs. CWS
Most Strikeouts, Game	5, Sanó, 6/18 vs. BOS
Longest Hitting Streak	14, Polanco, 5/27-6/13
Consecutive Hitless At-Bats	28, Rosario, 4/26-5/4
Most Stolen Bases, Game	1, 28x, last: LaMarre, 9/27 at KC
Most Caught Stealing, Game	1, 21x, last: LaMarre, 9/19 vs. KC
Most Times Grounding Into Double Play	2, 6x, last: Cron/Cruz, 9/5 at BOS

TEAM PITCHING:

Most Runs Allowed	14, 3x, last: 7/23 vs. NYY
Most Hits Allowed	20, 2x, last: 9/17 vs. CWS
Most Home Runs Allowed, Game	4, 7x, last: 9/17 vs. CWS
Most Strikeouts, Pitchers	17, 2x, last: 6/27 vs. TB
Most Walks	10, 2x, last: 6/19 vs. BOS
Fewest Hits Allowed	2, 6x, last: 9/25 at DET
Pitchers Used	10, 6/27 vs. TB
Scoreless Innings Streak	25, (5th inn. 5/5-4th inn. 5/8)
Wild Pitches	4, 8/29 at CWS
Most Innings, Game, Relievers	11.0, 2x, last: 6/27 vs. TB

Most Hits, Game, Relievers	13, 7/23 vs. NYY
Most Runs, Game, Relievers	12, 7/17 vs. NYY
Most Home Runs, Game, Relievers	4, 9/17 vs. CWS
Most Walks, Game, Relievers	6, 3x, last: 9/22 vs. KC
Most Strikeouts, Game, Relievers	15, 7/7 vs. TEX

INDIVIDUAL PITCHING:

Most Innings, Game, Starter	8.0, 3x, last: Berrios, 6/17 vs. BOS
Most Innings, Game, Reliever	5.0, 7/24 vs. NYY
Most Hits, Starter	12, 2x, last: Pérez, 8/7 vs. ATL
Most Hits, Reliever	7, Smeltzer, 8/15 at TEX
Most Runs, Starter	9, 2x, last: Berrios, 8/6 vs. ATL
Most Runs, Reliever	6, Adams, 7/17 vs. NYY
Most Home Runs, Starter	4, Smeltzer, 6/4 at CLE
Most Home Runs, Reliever	2, 4x, last: May, 9/17 vs. CWS
Most Walks, Starter	6, Gibson, 8/8 vs. CLE
Most Walks, Reliever	4, Poppen, 6/19 vs. BOS
Most Strikeouts, Starter	11, 3x, last: Berrios, 7/31 at MIA
Most Strikeouts, Reliever	6, Duffey, 5/26 vs. CWS
Winning Streak	10, Odorizzi, 4/17-6/15
Losing Streak	2, 4x, last: May, 7/14-17
Low-Hit Complete Game	6, Berrios, 9/27 at KC
Most Consecutive Scoreless Innings	24.1, Duffey, 7/28-9/25
Wild Pitches	4, Berrios, 8/29 at CWS

TEAM & INDIVIDUAL FIELDING:

Errors, Game, Team	5, 6/12 vs. SEA
Errors, Game, Individual	2, 9x, last: Schoop, 9/15 at CLE
Errors, Consecutive Games, Team	6, 2x, last: 8/15-20
Errors, Consecutive Games Without, Team	5, 5x, last: 9/8-14
Double plays, Game, Team	4, 6/20 at KC

MOST COMMONLY USED LINEUP [7X]

Player	Pos.
Kepler	RF
Polanco	SS
Cruz	DH
Rosario	LF
Cron	1B
Gonzalez	3B
Schoop	2B
Castro	C
Buxton	CF

2019 GAMES DECIDED IN LAST AT-BAT

DATE	OPPONENT	SCORE	INN	NOTES
3/30	CLE	1-2	9	Greg Allen hits a pinch-hit sac fly off Parker for 2-1 lead
4/2	KC	5-4	10	Nelson Cruz hits an RBI single to give Twins 5-4 lead in extras
4/3	KC	7-6	9	Eddie Rosario hits an RBI single to give Twins 7-6 lead
5/11-G1	DET	3-5	9	John Hicks hits HR, Christin Stewart hits RBI single for 5-3 win
5/31	TB	5-3	9	C.J. Cron hits a two-out, two-RBI single in the ninth for 5-3 win
6/11	SEA	6-5	8	Three-run eighth, capped off by Marwin Gonzalez two-out RBI single
6/12	SEA	6-6	10	Trio of errors led to a 9-6 loss
6/14	KC	0-0	8	Mitch Garver hits a two-run home run in the eighth for a 2-0 win
6/18	BOS	3-3	17	Kepler hits a single in 17th inning, walking off the Red Sox at home
6/21	KC	5-6	8	Twins score three in top of 9th, hold off late rally for 8-7 win in KC
6/22	KC	3-3	10	Leadoff single and HBP come around to score as Twins win 5-3 in 10
6/27	TB	2-2	18	Three-run 18th inning buried Twins, whose offense struck out 22 times
7/3	OAK	3-3	12	Mitch Garver hits an RBI single in 12th for 1 4-3 win in Oakland
7/7	TEX	1-1	11	Rougned Odor hits 3-run homer off Mejia to seal loss, end first half
7/20	OAK	4-5	9	Khrist Davis' 2-run single in 9th blows 4-3 lead
7/21	OAK	6-6	9	Max Kepler hits second walk-off hit of the season in ninth inning
7/23	NYN	12-12	10	Hicks took lead in 9th, Twins tied, but 2-run 10th inning led to loss
8/1	MIA	4-4	12	Harold Ramirez hits first walk-off hit/homer vs. Twins in 2019
8/5	ATL	3-3	9	Miguel Sano hits pinch-hit, walk-off HR vs. Atlanta
8/11	CLE	3-3	10	Carlos Santana hits grand slam in 10th inning for 7-3 loss
8/14	MIL	5-3	8	Trent Grisham hit 3-run homer to take lead in bottom 8th
9/6	CLE	2-2	10	Indians scored 4 runs in 11th inning for 6-2 loss
9/17	CWS	6-8	12	Twins score three in bottom of 12th, Torreyes HBP walks off CWS
9/21	KC	5-5	9	Royals notch eight hits, seven runs in top of the ninth
9/29	KC	4-4	9	Brett Phillips hits walk-off sac fly

TWINS IN EXTRA INNING GAMES [12]

DATE	OPPONENT	W/L	INN	RECORD AFTER	WINNING PITCHER	LOSING PITCHER	SAVE
Apr 2	at KC	W	10.0	3-1	Hildenberger	Boxberger	Parker
Jun 12	SEA	L	10.0	44-22	Bass	Duffey	Elías
Jun 18	BOS	W	17.0	48-24	Littell	Johnson	
Jun 22	at KC	W	10.0	50-26	May	Peralta	Parker
Jun 27	TB	L	18.0	52-28	Yarbrough	Harper	
Jul 3	at OAK	W	12.0	54-31	Parker	Treinen	Rogers
Jul 7	TEX	L	11.0	56-33	Kelley	Mejía	
Jul 23	NYN	L	10.0	61-39	Chapman	Stewart	Green
Aug 1	at MIA	L	11.0	66-42	Brigham	Stashak	
Aug 11	CLE	L	10.0	71-47	Hand	Rogers	
Sept 6	CLE	L	11.0	87-54	Clippard	Thorpe	
Sept 17	CWS	W	12.0	93-58	Harper	Ruiz	

COME-FROM-BEHIND WINS

Win #	Date	Opponent	Largest		Inning	Final Score
			Deficit			
3	4/2	KC	3-4		8	5-4
4	4/3	KC	3-6		5	7-6
7	4/13	DET	0-2		3	4-3
9	4/17	TOR	0-1		1	4-1
10	4/20-G1	BAL	2-3		4	6-5
15	4/27	BAL	1-2		5	9-2
19	5/2	HOU	0-1		2	8-2
32	5/21	LAA	0-3		5	8-3
34	5/24	CWS	1-4		2	11-4
38	5/31	TB	1-3		4	5-3
39	6/1	TB	0-1		2	6-2
42	6/7	DET	2-3		5	6-3
44	6/10	SEA	0-3		3	6-5
47	6/15	KC	1-4		5	5-4
48	6/18	BOS	2-3		13	4-3
49	6/21	KC	3-6		5	8-7
52	6/26	TB	3-4		7	6-4
54	7/3	OAK	0-3		5	4-3
57	7/12	CLE	1-3		6	5-3
59	7/18	OAK	1-3		6	6-3
60	7/21	OAK	5-6		8	7-6
67	8/2	KC	0-1		1	11-9
72	8/13	MIL	4-5		7	7-5
74	8/16	TEX	2-3		6	4-3
77	8/20	CWS	0-3		3	14-4
78	8/24	DET	1-4		4	8-5
81	8/28	CWS	0-1		1	8-2
85	9/2	DET	2-3		7	4-3
87	9/5	BOS	0-1		4	2-1
88	9/7	CLE	1-2		6	5-3
91	9/14-G2	CLE	2-5		5	9-5
92	9/16	CWS	0-2		2	5-3
93	9/17	CWS	6-8		12	9-8
94	9/19	KC	0-3		2	8-5
97	9/24	DET	0-1		6	4-2
98	9/25	DET	0-1		6	5-1
99	9/26	DET	2-3		4	10-4
101	9/28	KC	0-1		1	4-3

BLOWN LEADS

Loss #	Date	Opponent	Largest		Inning	Final Score
			Lead			
3	4/7	PHI	1-0		5	1-2
4	4/10	NYM	1-0		4	6-9
5	4/15	TOR	3-1		4	3-5
6	4/16	TOR	1-0		5	5-6
7	4/18	TOR	3-1		3	4-7
8	4/23	HOU	3-0		2	4-10
15	5/13	LAA	2-0		2	4-5
16	5/19	SEA	3-1		5	4-7
17	5/27	MIL	4-0		2	4-5
19	6/4	CLE	1-0		2	2-5
20	6/5	CLE	4-1		2	7-9
21	6/8	DET	1-0		1	3-9
25	6/19	BOS	4-3		4	4-9
26	6/20	KC	1-0		1	1-4
28	6/27	TB	2-0		1	2-5
31	7/2	OAK	3-0		3	6-8
32	7/4	OAK	2-1		5	2-7
33	7/7	TEX	1-0		3	1-4
36	7/17	NYM	2-1		3	4-14
37	7/19	OAK	3-2		4	3-5
38	7/20	OAK	2-0		6	4-5
39	7/23	NYN	8-2		4	12-14
40	7/24	NYN	2-0		1	7-10
42	8/1	MIA	4-1		8	4-5
48	8/14	MIL	5-3		8	5-6
49	8/18	CWS	2-0		2	4-6
51	8/23	DET	3-0		5	6-9
52	8/31	DET	2-1		2	7-10
54	9/6	CLE	2-1		7	2-6
58	9/15	CLE	4-2		6	5-7
60	9/21	KC	5-2		5	5-12
61	9/29	KC	3-1		1	4-5

2019 INJURED LIST

PLAYER	INJURY	DATE ON	RETRO	DATE OFF	GAMES MISSED
Matt Magill	Right Shoulder Tendinitis	3/27		4/26	23
Gabriel Moya	Left Shoulder Tendinitis	3/27		4/24	22
Miguel Sano	Right Heel Laceration	3/27		5/15	42
Williams Astudillo	Left Hamstring Strain	4/28		5/12	15
*Adalberto Mejia	Right Calf Strain	5/2	5/1	7/2	56
Mitch Garver	High Left Ankle Sprain	5/15		6/2	16
Nelson Cruz	Left Wrist Strain	5/17	5/14	6/3	15
Michael Pineda	Right Knee Tendinitis	5/28		6/6	8
Byron Buxton	Right Wrist Contusion	6/18	6/15	6/29	13
Ehire Adrianza	Abdominal Issues	6/18	6/17	6/28	10
Marwin Gonzalez	Right Hamstring Strain	6/19		6/29	9
Williams Astudillo	Left Oblique Strain	6/27		9/1	56
Eddie Rosario	Left Ankle Sprain	6/28	6/27	7/16	13
Jake Odorizzi	Right Middle Finger Blister	7/3		7/13	6
C.J. Cron	Right Thumb Inflammation	7/6		7/16	5
LaMonte Wade Jr.	Right Thumb Dislocation	7/7		9/1	47
Byron Buxton	Concussion-like Symptoms	7/16	7/14	7/25	10
C.J. Cron	Right Thumb Inflammation	7/22	7/21	8/3	12
Byron Buxton	Left Shoulder Subluxation	8/3	8/2	9/1	27
Michael Pineda	Right Inceps Strain	8/3	8/2	8/13	12
Sam Dyson	Right Biceps Tendinitis	8/4	8/3	8/13	9
Nelson Cruz	Left Wrist Strain	8/9		8/19	9
Kyle Gibson	Right Biceps Tendinitis	9/1	8/31	9/10	7
*Sean Poppen	Right Elbow Contusion	9/1			26
*Byron Buxton	Left Shoulder Subluxation (Labrum)	9/10	9/8		19

*60-day IL

BULLPEN INFO

Player name	1st Batter Avg	BB/9	K/9	Saves/Opps	Holds	IRS%
Jorge Alcala	.500	5.40	5.40	0/0	0	66.7% (2/3)
Tyler Duffey	.179	2.18	12.80	0/2	17	16.7% (4/24)
Sam Dyson	.200	4.76	6.35	0/1	6	50.0% (1/2)
Brusdar Graterol	.143	1.86	9.31	0/0	1	75.0% (3/4)
Ryne Harper	.254	1.66	8.28	1/3	13	32.6% (15/46)
Trevor Hildenberger	.286	3.86	8.27	1/1	5	34.8% (8/23)
Zack Littell	.185	2.19	7.78	0/1	3	33.3% (4/12)
Trevor May	.132	3.64	11.05	2/5	14	13.6% (3/22)
Taylor Rogers	.193	1.43	11.74	30/36	7	31.6% (6/19)
Fernando Romero	.333	7.07	11.57	0/0	1	0.0% (1/0)
Sergio Romo	.231	1.59	10.72	3/5	10	25.0% (2/8)
Devin Smeltzer	.200	2.20	6.98	1/1	1	0.0% (0/0)
Cody Stashak	.313	0.36	9.00	0/0	1	40.0% (4/10)
Kohl Stewart	.400	2.84	3.55	0/0	1	0.0% (0/0)
Lewis Thorpe	.556	3.25	10.08	0/2	1	0.0% (0/1)

TWINS STARTERS IN 2019

Pitcher	Last Start (IP-H-R-ER-BB-K-HR)	Dec.	Starts	QS	Team Rec.	Run Supp.	RS AVG
Berrios	9/27 at DET (6.0-6-2-2-2-9-1)	W14	32	21	19-13	135	6.06
Dobnak	9/25 at DET (6.0-1-1-0-0-6-0)	W2	5	1	3-2	9	4.19
Gibson	9/19 vs. KC (1.2-3-3-3-4-2-0)	ND	29	9	18-11	126	7.33
Odorizzi	9/24 at DET (6.0-2-1-1-1-7-0)	W15	30	9	21-9	101	5.72
Pérez	9/29 at KC (5.2-5-3-3-3-5-1)	ND	29	11	17-12	130	7.45
Pineda	9/6 vs. CLE (6.0-4-1-1-2-10)	ND	26	13	16-10	103	6.35
Smeltzer	9/26 at DET (5.0-10-3-3-0-4-0)	W2	6	2	4-2	11	3.23
Stashak	9/28 at KC (2.0-2-1-1-0-2-1)	ND	1	0	1-0	1	4.50
Stewart	5/11 vs. DET-G2 (6.0-6-3-3-2-2-1)	W1	2	1	1-1	9	6.75
Thorpe	9/14 at CLE-G2 (3.2-7-5-5-4-6-2)	ND	2	0	1-1	2	2.08

TWINS HOME RUN DATA

MULTI-HOMER GAMES (33x)

- Garver, 4/9 at NYM
- Schoop, 4/9 at NYM
- Rosario, 4/18 vs. TOR
- Cruz, 4/20-G1 at BAL
- Garver, 4/20-G2 at BAL
- Rosario, 4/20-G1 at BAL
- Schoop, 4/20-G2 at BAL
- Cruz, 4/26 vs. BAL
- Kepler, 4/27 vs. BAL
- Schoop, 5/18 at SEA
- Cron, 5/18 at SEA
- Sanó, 5/23 at LAA
- Schoop, 5/23 at LAA
- Kepler, 6/6 at CLE (3 HR)
- Sanó, 6/28 at CWS
- Kepler, 6/29 at CWS
- Cruz, 6/29 at CWS
- Castro, 7/2 at OAK
- Kepler, 7/13 at CLE
- Garver, 7/22 vs. NYY
- Sanó, 7/23 vs. NYY
- Cruz, 7/25 at CWS (3 HR)
- Cruz, 8/3 vs. KC (3 HR)

BACK-TO-BACK (12x)

- Cruz, 8/6 vs. ATL
- Sanó, 8/23 vs. DET
- Cave, 8/23 vs. DET
- Schoop, 8/28 at CWS
- Cave, 8/29 at CWS
- Garver, 8/31 at DET
- Garver, 9/7 vs. CLE
- Rosario, 9/15 at CLE
- Cruz, 9/19 vs. KC
- Sanó, 9/22 vs. KC
- Kepler/Astudillo, 4/6 at PHI
- Rosario/Garver, 4/9 at NYM
- Rosario/Astudillo, 4/20 at BAL
- Cruz/Rosario/Cron, 4/26 vs. BAL
- Castro/Kepler, 4/27 vs. BAL
- Sanó/Schoop, 5/23 at LAA
- Schoop/Castro, 6/11 vs. SEA
- Polanco/Cruz, 7/22 vs. NYY
- Polanco/Cruz, 7/23 vs. NYY
- Polanco/Cruz, 8/3 vs. KC
- Cave/Cron, 8/29 at CWS
- Cron/Cave, 9/29 at KC

WALK-OFF (1x)

- Sanó, 8/5 vs. ATL

RUNNERS ON

- Solo - 171
- 2-run - 100
- 3-run - 34
- Grand Slam - 2

LEADOFF (9x)

- Kepler, 4/7 at PHI
- Kepler, 4/28 vs. BAL
- Kepler, 6/6 at CLE
- Kepler, 7/13 at CLE
- Garver, 7/20 vs. OAK
- Kepler, 8/1 at MIA
- Garver, 8/14 at MIL
- Kepler, 8/24 vs. DET
- Garver, 8/31 at DET

GRAND SLAM (2x)

- Buxton, 5/18 at SEA
- Sanó, 9/14 at CLE

PLAYER	MULTI HIT	MULTI RBI	SEASON HIT-STREAK	SEASON HITS
Ehire Adrianza	17	6	5, 8/7-8/14	3, 7/21
Luis Arraez	29	5	12, 7/2-7/19	4, 6/23
Willians Astudillo	10	6	6, 4/21-5/13	4, 9/26
Jason Castro	12	7	5, 5/24-6/1	3, 7/2
Jake Cave	16	7	8, 8/6-8/20	3, 8/17
C.J. Cron	27	21	7, 6/15-6/22	5, 5/23
Nelson Cruz	38	28	10, 7/17-7/26	4, 8/20
Mitch Garver	22	20	6, 9/7-9/16	4, 4/9
Marwin Gonzalez	29	17	11, 5/7-5/21	4, 8/15
Max Kepler	39	23	10, 5/16-5/28	4, 6/16
Ryan LaMarre	2	1	2, 9/17-9/19	2, 9/28
Ian Miller	1		2, 9/26-9/28	2, 9/26
Jorge Polanco	54	22	14, 5/27-6/13	5, 5/8
Eddie Rosario	43	32	8, 8/27-9/4	4, 6/25
Miguel Sanó	25	20	11, 6/28-7/14	3, 8/17
Jonathan Schoop	27	15	8, 8/14-8/30	3, 9/12
Ronald Torreyes			1, 9/26	1, 9/26
LaMonte Wade Jr.	2	1	3, 9/21-9/24	2, 9/24

2019 RECORD WHEN...		
Runs	Scoring	Allowing
0	0 - 3	10 - 0
1	1 - 9	13 - 0
2	5 - 9	11 - 3
3	4 - 10	27 - 2
4	13 - 13	13 - 6
5	12 - 5	11 - 13
6	16 - 6	6 - 10
7	9 - 5	6 - 7
8	12 - 0	3 - 2
9	8 - 0	1 - 6
10+	21 - 1	0 - 12
Totals	101 - 61	101 - 61

OUTFIELD ASSISTS	
Rosario	8
Gonzalez	8
Buxton	5
Kepler	4
Cave	3
Arraez	2
Adrianza	1
Astudillo	1
Miller	1
Wade	2
TOTALS	35

TWINS IN DOUBLEHEADERS IN 2019

DATE	OPPONENT	GAME 1 SCORE	GAME 2 SCORE
April 20	at Baltimore	6-5 win	16-7 win
May 11	vs. Detroit	3-5 loss	8-3 win
September 14	at Cleveland	2-0 win	9-5 win

TWINS MONTHLY BREAKDOWN											
BATTING						PITCHING					
MONTH	AVG	R	R/G	H	HR	W-L	IP	H	BB	K	ERA
MARCH/APRIL	.257	141	5.2	233	50	17-10	239.0	230	89	226	4.37
MAY	.286	191	6.6	292	56	21-8	256.0	230	65	260	3.45
JUNE	.266	142	5.3	268	51	15-12	255.0	241	77	235	3.95
JULY	.270	139	5.8	230	52	13-11	218.0	227	69	223	4.42
AUGUST	.282	182	6.7	274	53	17-10	245.0	277	75	235	4.59
SEPTEMBER	.257	137	5.1	240	39	18-9	242.1	236	75	273	4.20

TWINS PRE-ALL-STAR BREAK

PLAYER	AVG	G	AB	R	H	2B	3B	HR	RBI	SH	SF	HB	BB	SO	SB	CS	E	OBP
Adrianza, E.	.283	48	120	22	34	2	1	4	15	0	2	5	14	23	0	1	5	.376
RIGHT	.313	20	32		10	0	1	2	4	0	1	1	4	5	0	0		.395
LEFT	.273	40	88		24	2	0	2	11	0	1	4	10	18	0	1		.369
Arraez, L.	.393	26	84	14	33	5	0	2	7	0	1	0	10	8	1	1		.453
Astudillo, W.	.263	39	133	19	35	7	0	3	13	0	4	3	2	5	0	0	3	.282
Berrios, J.	.000	1	2	0	0	0	0	0	0	0	0	0	0	2	0	0	0	.000
Buxton, B.	.253	73	237	43	60	24	4	9	42	2	0	2	19	59	12	3	2	.314
Castro, J.	.257	45	140	27	36	8	0	10	24	0	1	2	14	39	0	0	1	.331
Cave, J.	.176	29	74	8	13	2	0	1	4	0	0	5	8	28	0	0	1	.299
Cron, C.	.266	78	301	36	80	18	0	17	54	0	2	5	23	64	0	0	7	.326
Cruz, N.	.279	62	233	37	65	16	0	16	46	0	1	4	29	75	0	1	0	.367
Garver, M.	.295	44	156	33	46	8	1	13	35	0	0	3	17	46	0	0	3	.375
Gibson, K.	.000	1	1	0	0	0	0	0	0	0	0	0	0	1	0	0	0	.000
Gonzalez, M.	.255	69	255	32	65	12	0	10	29	0	0	4	20	63	1	0	4	.319
RIGHT	.324	35	68		22	4	0	3	6	0	0	1	3	12	0	0		.361
LEFT	.230	65	187		43	8	0	7	23	0	0	5	23	75	1	0		.304
Kepler, M.	.263	81	323	55	85	21	0	21	55	0	4	3	35	57	1	4	0	.337
Odorizzi, J.	.000	2	0	0	0	0	0	0	0	1	0	0	0	0	0	0	0	.000
Pérez, M.	.000	2	1	1	0	0	0	0	0	0	0	0	0	0	0	0	0	.000
Pineda, M.	.000	1	0	0	0	0	0	0	0	0	0	0	0	0	0	0	0	.000
Polanco, J.	.312	85	356	57	111	23	5	13	42	1	4	2	32	58	4	3	9	.368
RIGHT	.288	54	104		30	3	1	1	9	0	2	1	4	16	1	1		.315
LEFT	.321	85	252		81	20	4	12	33	1	2	1	28	42	3	2		.389
Rosario, E.	.282	75	308	51	87	14	1	20	60	0	2	0	14	45	3	1		.312
Sanó, M.	.236	40	148	28	35	9	1	13	24	0	1	0	19	64	0	0	7	.321
Schoop, J.	.260	76	288	44	75	18	0	14	39	0	0	9	12	75	1	0	7	.311
Wade Jr., L.	.000	2	2	1	0	0	0	0	0	0	0	1	1	0	0	0	0	.500
MINNESOTA	.272	89	3168	509	861	188	13	166	489	5	22	48	270	715	23	15	55	.336
OPPONENT	.246	89	3085	393	758	138	8	109	370	11	21	39	255	780	37	11	58	.309

PITCHER	W	L	ERA	G	GS	CG	SH	SV	IP	H	R	ER	HR	HB	BB	SO	WP	BK	BAA
Adams, A.	0	0	16.88	2	0	0	0	0	2.2	4	5	2	0	3	5	0	0		.333
Berrios, J.	8	5	3.00	18	18	0	0	0	117.0	107	46	39	15	6	23	104	3	0	.238
De Jong, C.	0	0	36.00	1	0	0	0	0	1.0	3	4	4	1	0	3	0	0	0	.500
Duffey, T.	1	1	3.49	25	0	0	0	0	28.1	28	18	11	6	2	6	35	1	1	.239
Eades, R.	0	0	0.00	2	0	0	0	0	3.2	4	0	0	0	0	2	5	0	0	.286
Gibson, K.	8	4	4.09	18	17	0	0	0	94.2	91	49	43	13	5	28	94	4	0	.251
Harper, R.	3	1	2.92	39	0	0	0	1	37.0	31	12	12	5	1	8	38	3	0	.223
Hildenberger, T.	2	2	8.36	19	0	0	0	1	14.0	24	13	13	1	2	4	14	1	0	.381
Littell, Z.	1	0	5.40	8	0	0	0	0	13.1	16	8	8	1	0	5	11	0	0	.302
Magill, M.	2	0	4.67	26	0	0	0	0	27.0	26	15	14	3	2	14	33	2	0	.248
May, T.	3	1	3.06	37	0	0	0	1	32.1	25	12	11	2	3	17	36	1	0	.207
Mejia, A.	0	2	8.80	13	0	0	0	0	15.1	16	16	15	3	0	12	15	1	0	.276
Morin, M.	0	0	3.18	23	0	0	0	1	22.2	20	11	8	3	2	2	11	0	0	.227
Odorizzi, J.	10	4	3.15	17	17	0	0	0	88.2	69	33	31	10	2	30	96	0	0	.214
Parker, B.	1	2	3.77	32	0	0	0	10	31.0	28	14	13	7	2	13	29	4	0	.237
Pérez, M.	8	3	4.26	18	15	0	0	0	95.0	90	52	45	7	2	40	85	1	0	.247
Pineda, M.	6	4	4.56	17	17	0	0	0	92.2	93	48	47	16	4	16	84	2	0	.261
Poppen, S.	0	0	6.75	1	0	0	0	0	4.0	5	3	3	0	0	4	2	0	0	.357
Rogers, T.	2	1	1.82	33	0	0	0	12	39.2	32	8	8	4	4	7	51	2	0	.216
Romero, F.	0	0	7.88	8	0	0	0	0	8.0	12	7	7	2	1	5	8	3	0	.353
Smeltzer, D.	0	1	3.24	3	2	0	0	0	16.2	13	6	6	4	0	4	13	0	0	.217
Stewart, K.	1	1	4.15	4	2	0	0	0	17.1	16	8	8	3	0	5	4	4	0	.250
Thorpe, L.	0	1	3.60	1	1	0	0	0	5.0	5	2	2	1	0	2	7	0	0	.294
Vasquez, A.	0	0	INF	1	0	0	0	0	0.0	0	3	3	0	1	2	0	0	0	.000
MINNESOTA	56	33	3.97	89	89	0	0	26	807.0	758	393	356	109	39	255	780	32	1	.246
OPPONENT	33	56	5.41	89	89	0	0	21	797.1	861	509	479	166	48	270	715	42	2	.272

TARGET FIELD ATTENDANCE

YEAR	TOTAL ATTENDANCE	DATES	AVERAGE
2010	3,223,640	81	39,798
2011	3,168,107	81	39,112
2012	2,776,354	81	34,275
2013	2,477,644	81	30,588
2014	2,250,606	81	27,785
2015	2,220,054	81	27,408
2016	1,963,912	81	22,092
2017	2,051,279	80	25,641
2018	1,959,197	81	24,187
2019	2,262,524	81	28,282
TOTALS	24,353,317	809	30,102

STARTS BY POSITION									
	C	1B	2B	SS	3B	LF	CF	RF	DH
Ehire Adrianza	0	12	7	16	14	0	0	5	0
Luis Arraez	0	0	42	3	15	18	0	0	4
Williams Astudillo	17	11	1	0	11	1	0	3	2
Tyler Austin	0	1	0	0	0	0	0	0	0
Byron Buxton	0	0	0	0	0	0	78	0	0
Jason Castro	72	0	0	0	0	0	0	0	0
Jake Cave	0	0	0	0	0	7	13	34	0
C.J. Cron	0	110	0	0	0	0	0	0	3
Nelson Cruz	0	0	0	0	0	0	0	0	114
Mitch Garver	73	0	0	0	0	0	0	0	3
Marwin Gonzalez	0	19	2	1	35	13	0	36	2
Max Kepler	0	0	0	0	0	0	53	72	2
Ryan LaMarre	0	0	0	0	0	0	7	0	0
Ian Miller	0	0	0	0	0	1	1	1	0
Jorge Polanco	0	0	0	139	0	0	0	0	11
Eddie Rosario	0	0	0	0	0	118	1	10	3
Miguel Sanó	0	8	0	0	86	0	0	0	5
Jonathan Schoop	0	0	110	0	0	0	0	0	3
Ronald Torreyes	0	0	0	3	1	0	0	0	0
LaMonte Wade Jr	0	1	0	0	0	4	9	1	0

STARTS BY BATTING ORDER									
	1	2	3	4	5	6	7	8	9
Ehire Adrianza	0	0	0	0	1	6	22	17	8
Luis Arraez	13	6	0	7	4	37	7	4	4
Williams Astudillo	1	2	6	1	10	4	10	6	6
Tyler Austin	0	0	0	0	0	0	0	0	1
Byron Buxton	0	0	0	0	0	0	0	7	71
Jason Castro	0	0	0	0	0	4	5	52	11
Jake Cave	0	1	1	1	2	13	7	14	15
C.J. Cron	0	4	5	9	58	9	21	5	2
Nelson Cruz	0	0	114	0	0	0	0	0	0
Mitch Garver	25	9	6	5	19	2	9	1	0
Marwin Gonzalez	0	6	7	10	16	55	8	6	0
Max Kepler	105	1	0	0	1	14	4	2	0
Ryan LaMarre	0	0	0	0	0	0	1	2	4
Ian Miller	1	0	0	0	0	0	0	0	2
Jorge Polanco	15	125	10	0	0	0	0	0	0
Eddie Rosario	0	0	5	127	0	0	0	0	0
Miguel Sanó	1	4	5	2	47	7	27	5	1
Jonathan Schoop	0	4	3	0	4	9	38	36	19
Ronald Torreyes	0	0	0	0	0	0	0	1	3
LaMonte Wade Jr	1	0	0	0	0	2	3	4	5

2019 SCORING BY INNINGS

	1	2	3	4	5	6	7	8	9	10+	TOTAL
TWINS	107	113	132	111	116	78	102	124	46	10	939
OPPONENTS	67	69	93	72	99	81	86	99	64	24	754

TWINS POST-ALL-STAR BREAK

PLAYER	AVG	G	AB	R	H	2B	3B	HR	RBI	SH	SF	HB	BB	SO	SB	CS	E	OBP
Adrianza, E.	.256	35	82	12	21	6	2	1	7	2	2	1	6	17	0	1	3	.308
RIGHT	.200	13	20		4	0	0	0	1	1	0	0	2	6	-	1		.273
LEFT	.274	27	62		17	6	2	1	6	1	2	1	4	11	0	0		.319
Arraez, L.	.314	66	242	40	76	15	1	2	21	0	2	1	26	21	1	1	4	.380
Astudillo, W.	.281	19	57	9	16	2	0	1	8	0	0	2	3	3	0	0	0	.339
Berrios, J.	.000	1	2	1	0	0	0	0	0	0	0	0	1	2	0	0	0	.333
Buxton, B.	.324	14	34	5	11	6	0	1	4	0	1	0	0	9	2	0	0	.314
Castro, J.	.196	34	97	12	19	1	0	3	6	1	0	1	19	49	0	0	0	.333
Cave, J.	.306	43	124	20	38	9	2	7	21	0	1	3	13	43	0	0	2	.383
Cron, C.	.229	47	157	15	36	2	0	8	24	0	0	5	6	43	0	0	1	.280
Cruz, N.	.311	58	221	44	76	10	0	25	62	0	2	3	27	56	0	0	0	.419
Garver, M.	.252	49	155	37	39	8	0	18	32	0	2	2	24	41	0	0	3	.355
Gibson, K.	.000	1	0	0	0	0	0	0	0	0	0	0	1	0	0	0	0	1.000
Gonzalez, M.	.276	45	170	20	47	7	0	5	26	0	1	2	11	35	0	0	0	.326
RIGHT	.269	27	52		14	1	0	2	6	0	0	0	0	10	0	0	0	.269
LEFT	.280	44	118		33	6	0	3	20	0	1	2	11	25	0	0	0	.348
Kepler, M.	.234	53	201	43	47	11	0	15	35	0	0	5	25	42	0	1	0	.333
LaMarre, R.	.217	14	23	3	5	0	0	2	3	0	0	0	3	5	1	1	0	.308
Miller, I.	.176	12	17	2	3	1	0	0	1	0	0	0	0	3	0	0	0	.176
Odorizzi, J.	.000	1	2	0	0	0	0	0	0	0	0	0	0	0	0	0	0	.000
Pérez, M.	.000	1	2	0	0	0	0	0	0	0	0	0	0	2	0	0	0	.000
Pineda, M.	.000	1	2	0	0	0	0	0	0	0	0	0	0	1	0	0	0	.000
Polanco, J.	.273	68	275	50	75	17	2	9	37	1	3	2	28	58	0	0	13	.341
RIGHT	.250	49	92		23	7	0	5	15	1	1	0	6	27	0	0	0	.293
LEFT	.284	65	183		52	10	2	4	22	0	2	2	22	31	0	0	0	.364
Rosario, E.	.268	62	254	40	68	14	0	12	49	0	4	0	8	41	0	0	4	.286
Sanó, M.	.254	65	232	48	59	10	1	21	55	0	0	3	36	95	0	1	12	.362
Schoop, J.	.248	45	145	17	36	5	1	9	20	0	1	1	8	41	0	1	7	.290
Torreyes, R.	.188	7	16	3	3	0	0	0	1	0	0	1	0	3	1	0	1	.235
Wade Jr., L.	.204	24	54	9	11	2	1	2	5	0	0	1	10	9	0	0	0	.338
MINNESOTA	.268	73	2564	430	686	130	10	141	417	5	19	33	255	619	5	6	56	.339
OPPONENTS	.270	73	2586	361	698	144	15	89	342	9	19	22	197	683	34	5		.325

PITCHER	W	L	ERA	G	GS	CG	SHO	SV	IP	H	R	ER	HR	HB	BB	SO	WP	BK	BAA
Adrianza, E.	0	0	27.00	1	0	0	0	0	1.0	5	3	3	0	0	0	1	0	0	.625
Alcala, J.	0	0	0.00	2	0	0	0	0	1.2	1	0	0	0	0	1	1	0	0	.167
Berrios, J.	6	3	4.64	14	14	1	0	0	83.1	87	48	43	11	3	28	91	5	1	.268
Dobnak, R.	2	1	1.59	9	5	0	0	1	28.1	27	9	5	1	3	5	23	0	1	.245
Duffey, T.	4	0	1.53	33	0	0	0	0	29.1	16	5	5	2	1	8	47	2	0	.157
Dyson, S.	1	0	7.15	12	0	0	0	0	11.1	14	9	9	3	0	6	8	1	0	.298
Gibson, K.	5	3	5.92	16	12	0	0	0	65.1	84	50	43	10	2	28	66	4	0	.307
Graterol, B.	1	1	4.66	10	0	0	0	0	9.2	10	5	5	1	1	2	10	2	0	.278
Harper, R.	1	1	5.71	22	0	0	0	0	17.1	23	13	11	2	0	2	12	2	0	.324
Hildenberger, T.	0	0	23.14	3	0	0	0	0	2.1	6	6	6	1	1	3	1	0	0	.462
Littell, Z.	5	0	1.14	21	0	0	0	0	23.2	18	4	3	3	0	4	21	0	0	.217
May, T.	2	2	2.81	28	0	0	0	1	32.0	18	12	10	6	0	9	43	2	0	.159
Odorizzi, J.	5	3	3.97	13	13	0	0	0	70.1	70	32	31	6	2	23	82	4	0	.258
Pérez, M.	2	4	6.27	14	14	0	0	0	70.1	94	52	49	16	1	27	50	2	1	.319
Pineda, M.	5	1	3.04	9	9	0	0	0	53.1	48	20	18	7	1	12	56	6	0	.238
Poppen, S.	0	0	8.31	3	0	0	0	0	4.1	5	4	4	1	0	1	7	0	0	.294
Rogers, T.	0	3	3.68	27	0	0	0	18	29.1	26	12	12	4	2	4	39	0	0	.236
Romero, F.	0	1	6.00	7	0	0	0	0	6.0	7	5	4	0	0	6	10	2	0	.269
Romo, S.	0	1	3.18	27	0	0	0	3	22.2	17	9	8	3	2	4	27	1	0	.198
Smeltzer, D.	2	1	4.18	8	4	0	0	1	32.1	37	17	15	4	1	8	25	1	1	.287
Stashak, C.	0	1	3.24	18	1	0	0	0	25.0	29	9	9	3	1	1	25	0	0	.287
Stewart, K.	1	1	11.25	5	0	0	0	0	8.0	13	10	10	2	1	3	6	2	0	.361
Thorpe, L.	3	1	6.75	11	1	0	0	0	22.2	33	17	17	2	0	8	24	3	0	.344
MINNESOTA	45	28	4.44	73	73	1	0	24	656.1	698	361	324	89	22	197	683	39	4	.270
OPPONENTS	28	45	5.49	73	73	1	1	13	648.2	686	430	396	141	33	255	619	19	0	.268

2019 WALK-OFF VICTORIES

DATE	OPPONENT	SCORE	NOTES
6/18	BOSTON	4-3	Kepler singles in 17th inning, scoring Arraez.
7/21	OAKLAND	7-6	Kepler singles in 9th inning, scoring Adrianza.
8/5	ATLANTA	5-3	Sanó pinch-hit homers in 9th inning, scoring Arraez and Sanó.
9/17	CHICAGO-AL	9-8	Torreyes hit-by-pitch with bases loaded in 12th inning, scoring Gonzalez

OPPONENTS



MAJOR LEAGUE BASEBALL



Rob Manfred succeeded Bud Selig as Commissioner on January 25, 2015.

245 Park Avenue
New York, NY 10167
(212) 931-7800
FAX: (212) 949-5654
www.MLB.com



OFFICE OF THE COMMISSIONER

EXECUTIVES

Rob Manfred	Commissioner of Baseball
Allan H. (Bud) Selig	Commissioner Emeritus
Dan Halem	Deputy Commissioner, Baseball Administration and Chief Legal Officer
Tony Petitti	Deputy Commissioner, Business & Media
Pat Courtney	Chief Communications Officer
Bob Starkey	Chief Financial Officer & Senior Advisor
Joe Torre	Chief Baseball Officer
Noah Garden	Executive Vice President, Business & Sales
Chris Marinak	Executive Vice President, Strategy, Technology & Innovation
Jason Gaedtke	Chief Technology Officer

BASEBALL OPERATIONS

Peter Woodfork	Senior Vice President, Baseball Operations & Umpiring
Chris Young	VP, On-Field Operations, Initiatives & Strategy
Matt McKendry	Senior Director, Umpire Operations
Justin Klemm	Senior Director, Instant Replay
Fred Seymour	Director, Minor League Operations
Randy Marsh	Director, Major League Umpires
Rich Rieker	Director, Umpiring Development
Mark Letendre	Director, Umpire Medical Services
Freddie Hernandez	Senior Video Coordinator
Raquel Wagner	Manager, Umpire Operations
Michael Sansarran	Senior Coordinator, On-Field Operations
Alejandro Bermudez	Coordinator, Umpire Operations
Josh Keen	Analyst, Baseball Operations
Chris Romanello	Executive Assistant, Baseball Operations

CLUB RELATIONS & SCHEDULING

Bennett Shields	Senior Coordinator, Scheduling & Club Relations
-----------------------	---

BROADCASTING

Chris Tully	Senior Vice President, Broadcasting
Bernadette McDonald	Vice President, Broadcast Operations
Susanne Hilgefort	Senior Director, Broadcasting Business Affairs
Chuck Torres	Director, Broadcasting Administration & Operations
Dewey Gong	Manager, Broadcasting
Pamela Brumley	Senior Administrative Assistant

PUBLIC RELATIONS

(212) 931-7878; FAX (212) 949-5654

Pat Courtney	Chief Communications Officer
Matt Bourne	Senior Vice President, Communications
John Blundell, Mike Teevan	Vice Presidents, Communications
Matt Gould	Vice President, Corporate Communications
Steve Arocho	Senior Director, Business Communications & Youth Engagement
Ileana Peña	Senior Director, Business Communications
Donald Muller	Director, Communications
Lydia Devlin	Manager, Communications
David Hochman	Specialist, Business Communications
Yolayna Alvarez, Paul Koehler	Coordinators, Communications
Kerline Batista	Coordinator, Business Communications
Troy Watson	Coordinator, Business Communications
Ginger Dillon	Executive Assistant, Communications
John Thorn	Official Historian



BALTIMORE ORIOLES

333 West Camden St., Baltimore, MD 21201
1-888-848-BIRD

Stadium (Capacity)..... Oriole Park at Camden Yards (45,971), opened 1992
Dimensions (L-C-R)..... 333-400-318

Chairman of the Board/CEO..... Peter Angelos
Executive Vice President and General Manager..... Mike Elias
Field Manager..... Brandon Hyde
Director, Public Relations..... Kristen Hudak
Manager, Media Relations..... Jim Misudek

2019 Record..... 54-108, fifth place AL East

2019 Twins vs. Baltimore

4/20 (G1) at BAL..... W..... 6-5	4/26 BAL..... W..... 6-1
4/20 (G2) at BAL..... W..... 16-7	4/27 BAL..... W..... 9-2
4/21 at BAL..... W..... 9-3	4/28 BAL..... W..... 4-1

Last Minnesota Sweep	at MIN	at BAL
3-Game	April 26-28, 2019	April 20-21, 2019
4-Game	July 5-8, 2018	August 20-23, 2015

Last Baltimore Sweep	at MIN	at BAL
3-Game	September 7-9, 1999	April 4-7, 2016
4-Game	August 22-25, 2011	July 1-3, 1966

SERIES RESULTS, LAST 20 YEARS

YEAR	HOME	ROAD	TOTALS
2000	2-4	1-2	3-6
2001	2-1	1-2	3-3
2002	1-2	0-3	1-5
2003	2-1	2-2	4-3
2004	1-2	4-2	5-4
2005	2-1	1-2	3-3
2006	2-1	4-2	6-3
2007	3-0	4-0	7-0
2008	1-2	2-1	3-3
2009	2-1	0-2	2-3
2010	2-2	3-1	5-3
2011	0-4	2-2	2-6
2012	2-2	0-3	2-5
2013	1-2	2-1	3-3
2014	2-1	1-3	3-4
2015	3-0	4-0	7-0
2016	1-2	0-3	1-5
2017	2-2	3-0	5-2
2018	4-0	2-1	6-1
2019	3-0	3-0	6-0
ALL-TIME	161-156	140-176	301-332

Won-Lost Record at Stadium

Metropolitan Stadium (1961-1981)..... 68-77
Metrodome (1982-2009)..... 73-64
Target Field (2010-present)..... 20-15
Memorial Stadium (1961-1991)..... 88-117
Oriole Park/Camden Yards (1992-present)..... 52-59



4 Yawkey Way, Boston, MA 02215
(617) 226-6000

Stadium (Capacity)..... Fenway Park (37,755 - Night, 37,305 - Day), opened 1912
Dimensions (L-C-R)..... 310-390-302

Principal Owner..... John Henry
Chairman..... Thomas C. Werner
President/CEO..... Sam Kennedy
President, Baseball Operations..... N/A
Field Manager..... Alex Cora
Senior Director, Media Relations..... Kevin Gregg
Senior Manager, Media Relations..... Abby Murphy
Manager, Media Relations & Baseball Information..... Justin Long

2019 Record..... 84-78, third place AL East

2019 Twins vs. Boston

6/17 BOS L 0-2	9/3 at BOS W 6-5
6/18 BOS W 4-3	9/4 at BOS L 2-6
6/19 BOS L 4-9	9/5 at BOS W 2-1

Last Minnesota Sweep	at MIN	at BOS
3-Game	May 25-27, 2015	June 13-15, 1994
4-Game	August 1-4, 1966	July 18-21, 1991

Last Boston Sweep	at MIN	at BOS
3-Game	May 17-19, 2013	June 16-18, 2014
4-Game	July 3-6, 2000	August 14-17, 1997

SERIES RESULTS, LAST 20 YEARS

YEAR	HOME	ROAD	TOTALS
2000	0-4	2-4	2-8
2001	2-1	1-2	3-3
2002	2-1	1-2	3-3
2003	2-1	2-1	4-2
2004	2-1	2-1	4-2
2005	2-1	0-3	2-4
2006	3-0	2-1	5-1
2007	1-2	2-2	3-4
2008	3-1	0-3	3-4
2009	2-2	0-2	2-4
2010	2-1	0-2	2-3
2011	1-2	1-3	2-5
2012	0-3	3-1	3-4
2013	0-3	3-1	3-4
2014	2-1	0-3	2-4
2015	3-0	2-2	5-2
2016	1-2	2-2	3-4
2017	1-2	1-3	2-5
2018	2-1	1-3	3-4
2019	1-2	2-1	3-3
ALL-TIME	180-133	134-183	314-316

Won-Lost Record at Stadium

Metropolitan Stadium (1961-1981)..... 87-58
Metrodome (1982-2009)..... 80-58
Target Field (2010-present)..... 13-17
Fenway Park (1961-present)..... 134-183



CHICAGO WHITE SOX

333 West 35th St., Chicago, IL 60616
(312) 674-1000

Stadium (Capacity)..... Guaranteed Rate Field (40,615), opened 1991
Dimensions (L-C-R)..... 330-400-335

Chairman..... Jerry Reinsdorf
Senior Vice President, General Manager..... Rick Hahn
Field Manager..... Rick Renteria
Senior Director, Media Relations..... Bob Beghtol
Assistant Director, Media Relations..... Ray Garcia

2019 Record..... 72-89, third place AL Central

2019 Twins vs. Chicago

5/24.....CWS.....W.....4-0	7/28.....at CWS.....W.....4-8
5/25.....CWS.....W.....5-6	8/19.....CWS.....L.....1-6
5/26.....CWS.....W.....6-4	8/20.....CWS.....W.....2-1
6/28.....at CWS.....L.....8-4	8/21.....CWS.....L.....5-8
6/29.....at CWS.....W.....5-3	8/27.....at CWS.....W.....5-2
6/30.....at CWS.....L.....4-2	8/28.....at CWS.....W.....3-7
7/25.....at CWS.....W.....3-6	8/29.....at CWS.....W.....2-1
7/26.....at CWS.....W.....2-5	9/16.....CWS.....W.....12-4
7/27.....at CWS.....L.....7-2	9/17.....CWS.....W.....8-3
	9/18.....CWS.....L.....5-4

Last Minnesota Sweep..... at MIN..... at CWS
3-Game..... May 24-26, 2019..... August 27-29, 2019
4-Game..... Sept. 28-Sept. 30, 2018..... June 22-24, 1979
Last Chicago Sweep..... at MIN..... at CWS
3-Game..... April 11-14, 2016..... May 6-8, 2016
4-Game..... Never..... June 6-9, 2008



CLEVELAND INDIANS

2401 Ontario St., Cleveland, OH 44115
(216) 420-4200

Stadium (Capacity)..... Progressive Field (34,788), opened 1994
Dimensions (L-C-R)..... 325-405-325

Chairman & Chief Executive Officer..... Paul J. Dolan
President, Baseball Operations..... Chris Antonetti
General Manager..... Mike Chernoff
Field Manager..... Terry Francona
Director, Baseball Information & Player Relations..... Bart Swain
Director, Communications & Player Relations..... Court Berry-Tripp

2019 Record..... 93-69, second place AL Central

2019 Twins vs. Cleveland

3/28.....CLE.....W.....2-0	8/9.....CLE.....L.....2-6
3/30.....CLE.....L.....1-2	8/10.....CLE.....W.....4-1
3/31.....CLE.....W.....9-3	8/11.....CLE.....L.....3-7
6/4.....at CLE.....L.....2-5	9/6.....CLE.....L.....2-6
6/5.....at CLE.....L.....7-9	9/7.....CLE.....W.....5-3
6/6.....at CLE.....W.....5-4	9/8.....CLE.....L.....2-5
7/12.....at CLE.....W.....5-3	9/14.....at CLE.....W.....2-0
7/13.....at CLE.....W.....6-2	9/14.....at CLE.....W.....9-8
7/14.....at CLE.....L.....3-4	9/15.....at CLE.....L.....5-7
8/8.....CLE.....L.....5-7	

Last Minnesota Sweep..... at MIN..... at CLE
3-Game..... July 27-29, 2012..... June 23-25, 2017
4-Game..... June 7-10, 1991..... Never
Last Cleveland Sweep..... at MIN..... at CLE
3-Game..... April 17-20, 2017..... August 29-31, 2016
4-Game..... June 16-18, 2017..... April 8-11, 2002

SERIES RESULTS, LAST 20 YEARS

YEAR	HOME	ROAD	TOTALS
2000	2-4	3-3	5-7
2001	7-2	7-3	14-5
2002	7-3	4-5	11-8
2003	7-2	3-7	10-9
2004	4-6	6-3	10-9
2005	3-6	4-5	7-11
2006	5-5	5-4	10-9
2007	5-4	4-5	9-9
2008	8-1	2-8	10-9
2009	7-2	5-4	12-6
2010	6-3	7-2	13-5
2011	3-6	6-3	9-9
2012	2-7	2-7	4-14
2013	5-5	6-3	11-8
2014	6-4	4-5	10-9
2015	8-2	5-4	13-6
2016	4-6	3-6	7-12
2017	6-3	6-4	12-7
2018	7-3	5-4	12-7
2019	6-3	7-3	13-6
ALL-TIME	268-201-2	230-237-1	498-438-3

Won-Lost Record at Stadium

Metropolitan Stadium (1961-1981)..... 101-70-2
Metrodome (1982-2009)..... 114-89
Target Field (2010-present)..... 53-42
Comiskey Park (1961-1990)..... 117-114
Milwaukee County Stadium (1968-1969)..... 2-0
Guaranteed Rate Field (1991-present)..... 111-123-1

SERIES RESULTS, LAST 20 YEARS

YEAR	HOME	ROAD	TOTALS
2000	4-2	4-3	8-5
2001	3-7	2-7	5-14
2002	7-2	4-6	11-8
2003	4-6	6-3	10-9
2004	7-2	5-5	12-7
2005	5-4	4-6	9-10
2006	6-3	5-5	11-8
2007	2-7	2-7	4-14
2008	7-2	3-6	10-8
2009	6-3	4-5	10-8
2010	6-3	6-3	12-6
2011	4-5	3-6	7-11
2012	6-3	6-3	12-6
2013	3-7	3-6	6-13
2014	4-5	4-6	8-11
2015	6-3	6-4	12-7
2016	4-5	5-5	9-10
2017	1-9	6-3	7-12
2018	5-4	4-6	9-10
2019	4-6	5-4	9-10
ALL-TIME	227-209-1	194-241	421-450-1

Won-Lost Record at Stadium

Metropolitan Stadium (1961-1981)..... 75-70-1
Metrodome (1982-2009)..... 109-89
Target Field (2010-present)..... 42-49
Hiram Bithorn Stadium (2018)..... 1-1
Cleveland Stadium (1961-1993)..... 96-116
Progressive Field (1994-present)..... 98-125



DETROIT TIGERS

2100 Woodward Ave., Detroit, MI 48201
(313) 471-2000

Stadium (Capacity)..... Comerica Park (41,083), opened 2000
Dimensions (L-C-R)..... 345-420-330

President & CEO, Ilitch Holdings, Inc...... Christopher Ilitch
Executive VP, Baseball Operations/General Manager..... Al Avila
Field Manager..... Ron Gardenhire
Vice President, Communications..... Ron Colangelo
Director, Media Relations..... Chad Crunk

2019 Record..... 47-114, fifth place AL Central

2019 Twins vs. Detroit

4/13 DET W 4-3	8/23 DET L 6-9
4/14 DET W 6-4	8/24 DET W 8-5
5/10 DET W 6-0	8/25 DET W 7-4
5/11 DET L 3-5	8/30 at DET W 13-5
5/11 DET W 8-3	8/31 at DET L 7-10
5/12 DET L 3-5	9/1 at DET W 8-3
6/7 at DET W 6-3	9/2 at DET W 4-3
6/8 at DET L 3-9	9/24 at DET W 4-2
6/9 at DET W 12-2	9/25 at DET W 5-1
	9/26 at DET W 10-4

Last Minnesota Sweep at MIN at DET
3-Game May 3-5, 2010 September 24-26, 2019
4-Game Never September 21-24, 2017
Last Detroit Sweep at MIN at DET
3-Game September 20-22, 2016 May 16-18, 2016
4-Game Never May 27-29, 1983

SERIES RESULTS, LAST 20 YEARS

YEAR	HOME	ROAD	TOTALS
2000	4-3	2-4	6-7
2001	8-1	7-3	15-4
2002	9-1	5-3	14-4
2003	8-1	7-3	15-4
2004	5-5	7-2	12-7
2005	7-2	4-6	11-8
2006	6-4	2-7	8-11
2007	1-8	5-4	6-12
2008	6-3	5-4	11-7
2009	8-2	4-5	12-7
2010	7-2	2-7	9-9
2011	2-7	2-7	4-14
2012	2-7	6-3	8-10
2013	4-5	4-6	8-11
2014	5-4	5-5	10-9
2015	5-5	3-6	8-11
2016	0-9	4-6	4-15
2017	4-5	7-3	11-8
2018	7-3	5-4	12-7
2019	6-3	8-2	14-5
ALL-TIME	237-200	221-215-1	458-415-1

Won-Lost Record at Stadium

Metropolitan Stadium (1961-1981) 81-67
Metrodome (1982-2009) 114-83
Target Field (2010-present) 42-50
Tiger Stadium (1961-1999) 127-125-1
Comerica Park (2000-present) 94-90



HOUSTON ASTROS

P.O. Box 288, Houston, TX 77001-0288
(713) 259-8900

Stadium (Capacity)..... Minute Maid Park (41,168), opened 2000
Dimensions (L-C-R)..... 315-409-326

Owner and Chairman..... Jim Crane
President, Business Operations..... Reid Ryan
President, Baseball Operations & General Manager..... Jeff Luhnow
Field Manager..... A.J. Hinch
Vice President, Communications..... Gene Dias
Senior Manager, Communications..... Steve Grande

2019 Record..... 107-55, first place AL West

2019 Twins vs. Houston

4/22 at HOU W 9-5	4/29 at HOU W 1-0
4/23 at HOU L 4-10	4/30 at HOU L 0-11
4/24 at HOU L 1-7	5/1 at HOU W 6-2
	5/2 at HOU W 8-2

Last Minnesota Sweep at MIN at HOU
3-Game August 2-4, 2013 Never
4-Game Never Never

Last Houston Sweep at MIN at HOU
3-Game May 29-31, 2017 September 3-5, 2018
4-Game Never Never

ALL-TIME SERIES RESULTS

YEAR	HOME	ROAD	TOTALS
1997	--	2-1	2-1
1998	--	1-1	1-1
1999	1-2	--	1-2
2000	--	2-1	2-1
2001	2-1	--	2-1
2006	--	2-1	2-1
2009	1-2	--	1-2
2013	3-0	2-1	5-1
2014	1-2	2-1	3-3
2015	2-1	1-2	3-3
2016	1-3	1-2	2-5
2017	0-3	1-2	1-5
2018	2-1	0-3	2-4
2019	3-1	1-2	4-3
ALL-TIME	16-16	15-17	31-33

Won-Lost Record at Stadium

Metrodome (1999-2009) 4-5
Target Field (2013-present) 12-11
Astrodome (1997-2000) 5-3
Minute Maid Park (2006-present) 10-14



KANSAS CITY ROYALS

One Royal Way, Kansas City, MO 64129
(816) 921-8000

Stadium (Capacity).....Kauffman Stadium (37,903), opened 1973
Dimensions (L-C-R).....330-410-330

Owner/Chief Executive Officer.....David Glass
President.....Dan Glass
Senior Vice President, Baseball Operations/General Manager.....Dayton Moore
Field Manager.....N/A
Vice President, Communications & Broadcasting.....Mike Swanson
Assistant Director, Communications.....Mike Cummings

2019 Record.....59-103, fourth place AL Central

2019 Twins vs. Kansas City

4/2 at KCW.....5-4	
4/3 at KCW.....7-6	8/3 KCW.....11-3
6/14 KCW.....2-0	8/4 KCW.....3-0
6/15 KCW.....5-4	9/19 KCW.....8-5
6/16 KCL.....6-8	9/20 KCW.....4-3
6/20 at KCL.....4-5	9/21 KCL.....5-12
6/21 at KCW.....8-7	9/22 KCW.....12-8
6/22 at KCW.....5-3	9/27 at KCW.....6-2
6/23 at KCL.....1-6	9/28 at KCW.....4-3
8/2 KCW.....11-9	9/29 at KCL.....4-5

Last Minnesota Sweep.....at MIN.....at KC
3-Game.....August 2-4, 2019.....July 26-28, 2010
4-Game.....June 29-July 2, 1970.....June 2-5, 2011

Last Kansas City Sweep.....at MIN.....at KC
3-Game.....October 2-4, 2015.....July 20-22, 2018
4-Game.....May 7-10, 1999.....August 18-21, 2016

SERIES RESULTS, LAST 20 YEARS

YEAR	HOME	ROAD	TOTALS
2000	4-2	1-5	5-7
2001	7-3	6-3	13-6
2002	6-3	8-2	14-5
2003	5-5	3-6	8-11
2004	8-1	4-6	12-7
2005	6-3	7-3	13-6
2006	5-4	7-3	12-7
2007	5-4	4-5	9-9
2008	5-4	7-2	12-6
2009	5-4	7-2	12-6
2010	7-2	6-3	13-5
2011	6-3	4-5	10-8
2012	5-4	6-3	11-7
2013	2-8	2-7	4-15
2014	5-5	3-6	8-11
2015	2-7	5-5	7-12
2016	3-6	1-9	4-15
2017	6-3	5-5	11-8
2018	7-2	2-8	9-10
2019	8-2	6-3	14-5
ALL-TIME	223-179	195-212	418-391

Won-Lost Record at Stadium

Metropolitan Stadium (1969-1981).....59-47
Metrodome (1982-2009).....113-90
Target Field (2010-present).....51-42
Municipal Stadium (1969-1972).....17-19
Kauffman Stadium (1973-present).....178-193



2000 Gene Autry Way, Anaheim, CA 92806
(714) 940-2000

Stadium (Capacity).....Angel Stadium (45,517), opened 1966
Dimensions (L-C-R).....347-396-348

Owners.....Arte & Carole Moreno
President.....John Carpino
General Manager.....Billy Eppler
Field Manager.....Brad Ausmus
Director, Communications.....Eric Kay

2019 Record.....72-90, fourth place AL West

2019 Twins vs. Los Angeles

5/13 LAAL.....4-5	5/20 at LAAW.....3-1
5/14 LAAW.....4-3	5/21 at LAAW.....8-3
5/15 LAAW.....8-7	5/23 at LAAW.....16-7

Last Minnesota Sweep.....at MIN.....at LAA
3-Game.....April 15-17, 2016.....May 20-23, 2019
4-Game.....September 27-30, 1993.....September 22-25, 1988

Last Los Angeles Sweep.....at MIN.....at LAA
3-Game.....July 31-August 2, 2009.....June 24-26, 2014
4-Game.....September 4-7, 2014.....Never

SERIES RESULTS, LAST 20 YEARS

YEAR	HOME	ROAD	TOTALS
2000	1-5	2-2	3-7
2001	2-1	4-2	6-3
2002	3-3	2-1	5-4
2003	2-1	2-4	4-5
2004	3-3	1-2	4-5
2005	3-4	1-2	4-6
2006	1-2	1-2	2-4
2007	2-1	1-5	3-6
2008	1-3	2-2	3-5
2009	3-3	1-3	4-6
2010	2-1	3-1	5-2
2011	1-2	2-4	3-6
2012	3-3	0-3	3-6
2013	3-0	2-1	5-1
2014	0-4	0-3	0-7
2015	1-3	1-2	2-5
2016	3-0	1-2	4-2
2017	2-1	3-1	5-2
2018	1-2	2-2	3-4
2019	2-1	3-0	5-1
ALL-TIME	176-188	174-187	350-375

Won-Lost Record at Stadium

Metropolitan Stadium (1961-1981).....83-89
Metrodome (1982-2009).....75-82
Target Field (2010-present).....18-17
Wrigley Field (1961).....4-5
Dodger Stadium (1962-1965).....19-17
Angel Stadium (1966-present).....151-165



NEW YORK YANKEES

One East 161st St., Bronx, NY 10451
(718) 293-4300

Stadium (Capacity)..... Yankee Stadium (49,469), opened 2009
Dimensions (L-C-R)..... 318-408-314

Managing General Partner/Co-Chairperson..... Hal Z. Steinbrenner
General Partner/Co-Chairperson..... Hank G. Steinbrenner
President..... Randy Levine
Senior Vice President/General Manager..... Brian Cashman
Field Manager..... Aaron Boone
Vice President, Communications & Media Relations..... Jason Zillo
Assistant Director, Baseball Information & Public Communications..... Michael Margolis

2019 Record..... 103-59, first place AL East

2019 Twins vs. New York
5/3 at NYY L 3-6 7/22 NYY W 8-6
5/4 at NYY W 7-3 7/23 NYY L 12-14
5/5 at NYY L 1-4 7/24 NYY L 7-10

Last Minnesota Sweep **at MIN** **at NYY**
3-Game September 6-8, 1991 August 9-11, 1968
4-Game July 3-5, 1967 Never

Last New York Sweep **at MIN** **at NYY**
3-Game July 7-9, 2009 September 18-20, 2017
4-Game July 1-4, 2013 April 23-26, 2018

SERIES RESULTS, LAST 20 YEARS

YEAR	HOME	ROAD	TOTALS
2000	2-2	3-3	5-5
2001	2-1	2-1	4-2
2002	0-3	0-3	0-6
2003	0-4	0-3	0-7
2004	2-1	0-3	2-4
2005	2-1	1-2	3-3
2006	2-1	1-2	3-3
2007	1-2	1-3	2-5
2008	4-3	0-3	4-6
2009	0-3	0-4	0-7
2010	1-2	1-2	2-4
2011	1-3	1-3	2-6
2012	1-2	2-2	3-4
2013	0-4	2-1	2-5
2014	1-3	2-1	3-4
2015	1-2	0-3	1-5
2016	1-3	1-2	2-5
2017	2-1	0-3	2-4
2018	2-1	0-4	2-5
2019	1-2	1-2	2-4
ALL-TIME	144-177	117-193-1	261-370-1

Won-Lost Record at Stadium

Metropolitan Stadium (1961-1981) 69-77
Metrodome (1982-2009) 64-77
Target Field (2010-present) 11-23
Yankee Stadium I (1961-73/76-08) 103-159-1
Shea Stadium (1974-1975) 4-7
Yankee Stadium II (2009-present) 10-27



7000 Coliseum Way, Oakland, CA 94621
(510) 638-4900

Stadium (Capacity)..... Oakland Coliseum (48,592), opened 1966
Dimensions (L-C-R)..... 330-400-330

Owner/Managing Partner..... John Fisher
President..... David Kaval
Executive Vice President, Baseball Operations..... Billy Beane
General Manager..... David Forst
Field Manager..... Bob Melvin
Director, Baseball Information..... Fernando Alcalá

2019 Record..... 97-65, second place AL West (Wild Card)

2019 Twins vs. Oakland
7/2 OAK L 6-8 7/18 at OAK W 6-3
7/3 OAK W 4-3 7/19 at OAK L 3-5
7/4 OAK L 2-7 7/20 at OAK L 4-5
7/21 at OAK W 7-6

Last Minnesota Sweep **at MIN** **at OAK**
3-Game May 28-30, 2012 July 18-20, 1997
4-Game July 12-15, 2007 August 13-15, 1993

Last Oakland Sweep **at MIN** **at OAK**
3-Game April 7-10, 2014 May 30-June 1, 2016
4-Game April 9-12, 1981 September 19-22, 2013

SERIES RESULTS, LAST 20 YEARS

YEAR	HOME	ROAD	TOTALS
2000	1-5	4-2	5-7
2001	3-3	2-1	5-4
2002	1-2	2-4	3-6
2003	6-0	2-1	8-1
2004	1-3	1-2	2-5
2005	1-3	3-3	4-6
2006	5-1	1-3	6-4
2007	4-0	1-2	5-2
2008	2-1	3-4	5-5
2009	1-2	3-4	4-6
2010	4-2	2-1	6-3
2011	1-2	3-2	4-4
2012	3-3	1-2	4-5
2013	1-2	0-4	1-6
2014	0-3	1-3	1-6
2015	3-1	1-2	4-3
2016	2-1	0-3	2-4
2017	2-1	1-2	3-3
2018	1-3	1-2	2-5
2019	2-2	1-2	3-4
ALL-TIME*	174-137	131-172	305-309

*excludes 1961-1967 vs. Kansas City Athletics

Won-Lost Record at Stadium

Metropolitan Stadium (1968-1981) 69-46
Metrodome (1982-2009) 86-71
Target Field (2010-present) 19-20
Oakland Coliseum (1968-present) 131-172



SEATTLE MARINERS

1250 First Avenue South, Seattle, WA 98134
 Mailing Address: P.O. Box 4100, Seattle, WA 98194
 (206) 346-4000

Stadium (Capacity).....T-Mobile Park (47,929), opened 1999
Dimensions (L-C-R).....331-401-326

Chairman & Managing Partner.....John Stanton
President & CEO.....Kevin Mather
Executive Vice President & General Manager, Baseball Operations.....Jerry Dipoto
Field Manager.....Scott Servais
Vice President, Communications.....Tim Hevly
Senior Manager, Baseball Information.....Kelly Munro

2019 Record.....68-94, fifth place AL West

2019 Twins vs. Seattle

5/16.....at SEA.....W.....11-6	6/11.....SEA.....W.....6-5
5/17.....at SEA.....W.....7-1	6/12.....SEA.....L.....6-9
5/18.....at SEA.....W.....18-4	6/13.....SEA.....W.....10-5
5/19.....at SEA.....L.....4-7	

Last Minnesota Sweep	at MIN	at SEA
3-Game	July 30-August 1, 2010	May 27-29, 2016
4-Game	April 25-28, 1991	Never

Last Seattle Sweep	at MIN	at SEA
3-Game	September 13-15, 1996	May 25-27, 2018
4-Game	May 29-June 1, 2003	Never

SERIES RESULTS, LAST 20 YEARS

YEAR	HOME	ROAD	TOTALS
2000	2-4	1-5	3-9
2001	1-5	0-3	1-8
2002	2-1	3-3	5-4
2003	1-5	2-1	3-6
2004	3-0	2-4	5-4
2005	3-1	3-3	6-4
2006	4-1	1-2	5-3
2007	1-2	5-1	6-3
2008	3-0	2-4	5-4
2009	4-3	1-2	5-5
2010	3-0	3-4	6-4
2011	2-4	1-1	3-5
2012	1-3	1-5	2-8
2013	2-1	2-2	4-3
2014	2-1	3-1	5-2
2015	2-2	2-1	4-3
2016	1-2	3-0	4-2
2017	2-2	1-2	3-4
2018	1-2	0-3	1-5
2019	2-1	3-1	5-2
ALL-TIME	121-107-1	101-125	222-232-1

Won-Lost Record at Stadium

Metropolitan Stadium (1977-1981).....17-18-1
 Metrodome (1982-2009).....86-71
 Target Field (2010-present).....18-18
 Kingdome (1977-1999).....62-77
 Safeco Field (1999-present).....40-50



TAMPA BAY RAYS

One Tropicana Drive, St. Petersburg, FL 33705
 (727) 825-3242

Stadium (Capacity).....Tropicana Field (25,025), opened 1990
Dimensions (L-C-R).....315-404-322

Principal Owner.....Stuart Sternberg
Presidents.....Brian Auld & Matt Silverman
Senior Vice President, Baseball Operations/General Manager.....Erik Neander
Field Manager.....Kevin Cash
Vice President, Communications.....Dave Haller
Manager, Baseball Communications.....Craig Vanderkam

2019 Record.....96-66, second place AL East (Wild Card)

2019 Twins vs. Tampa Bay

5/30.....at TB.....L.....3-14	6/25.....TB.....W.....9-4
5/31.....at TB.....W.....5-3	6/26.....TB.....W.....6-4
6/1.....at TB.....W.....6-2	6/27.....TB.....L.....2-5
6/2.....at TB.....W.....9-7	

Last Minnesota Sweep	at MIN	at TB
3-Game	July 1-3, 2005	May 6-8, 2005
4-Game	July 17-20, 2006	Never

Last Tampa Bay Sweep	at MIN	at TB
3-Game	July 18-20, 2014	April 20-22, 2018
4-Game	Never	July 8-11, 2013

ALL-TIME SERIES RESULTS

YEAR	HOME	ROAD	TOTALS
2000	3-3	1-3	4-6
2001	1-2	0-4	1-6
2002	4-0	1-2	5-2
2003	3-0	3-0	6-0
2004	3-3	1-2	4-5
2005	3-0	3-0	6-0
2006	4-0	2-1	6-1
2007	2-2	1-2	3-4
2008	1-1	2-2	3-3
2009	2-1	1-2	3-3
2010	1-3	2-2	3-5
2011	2-4	1-3	3-7
2012	0-3	1-2	1-5
2013	1-2	0-4	1-6
2014	0-3	2-1	2-4
2015	2-1	2-1	4-2
2016	1-3	2-1	3-4
2017	1-2	1-2	2-4
2018	3-1	0-3	3-4
2019	2-1	3-1	5-2
ALL-TIME	44-40	36-42	80-82

Won-Lost Record at Stadium

Metrodome (1998-2009).....31-17
 Target Field (2010-present).....13-23
 Tropicana Field (1998-present).....36-42



1000 Ballpark Way, Arlington, TX 76011
(817) 273-5222

Stadium (Capacity).....Globe Life Park in Arlington (48,114), opened 1994
Dimensions (L-C-R).....332-400-325

Co-Chairmen.....Ray C. Davis, Bob R. Simpson
President, Baseball Operations/General Manager.....Jon Daniels
Field Manager.....Chris Woodward
Executive Vice President, Communications.....John Blake
Senior Director, Media Relations.....Rich Rice

2019 Record.....78-84, third place AL West

2019 Twins vs. Texas

7/5.....TEX.....W.....15-6	8/15.....at TEX.....W.....13-6
7/6.....TEX.....W.....7-4	8/16.....at TEX.....W.....4-3
7/7.....TEX.....L.....1-4	8/17.....at TEX.....W.....12-7
	8/18.....at TEX.....W.....6-3

Last Minnesota Sweep	at MIN	at TEX
3-Game	September 3-5, 2010	September 7-9, 1976
4-Game	Never	August 15-18, 2019

Last Texas Sweep	at MIN	at TEX
3-Game	April 13-15, 2012	July 8-10, 2003
4-Game	April 22-25, 1999	June 26-28, 1987

TEXAS RANGERS

SERIES RESULTS, LAST 20 YEARS

YEAR	HOME	ROAD	TOTALS
2000	5-1	3-3	8-4
2001	1-2	3-3	4-5
2002	4-2	2-1	6-3
2003	3-0	2-4	5-4
2004	3-0	2-2	5-2
2005	2-4	1-2	3-6
2006	1-2	3-3	4-5
2007	5-1	2-1	7-2
2008	4-3	1-2	5-5
2009	2-1	4-3	6-4
2010	6-0	1-3	7-3
2011	3-1	2-2	5-3
2012	0-3	2-5	2-8
2013	2-2	2-1	4-3
2014	1-3	1-2	2-5
2015	2-1	1-2	3-3
2016	2-1	3-1	5-2
2017	2-2	2-1	4-3
2018	1-2	1-2	1-2
2019	2-1	4-0	6-1
ALL-TIME*	148-123	128-151	276-274

*excludes 1961-1971 vs. Washington Senators

Won-Lost Record at Stadium

Metropolitan Stadium (1972-1981).....42-37
Metrodome (1982-2009).....85-70
Target Field (2010-present).....21-16
Arlington Stadium (1972-1993).....71-86
Globe Life Park in Arlington (1994-present).....57-65



1 Blue Jays Way, Suite 3200, Toronto, Ontario M5V 1J1
(416) 341-1000

Stadium (Capacity).....Rogers Centre (49,286), opened 1989
Dimensions (L-C-R).....328-400-328

Vice Chairman, Rogers Communications Inc.....Phil Lind
President & Chief Executive Officer.....Mark Shapiro
Executive Vice President, Baseball Operations/General Manager.....Ross Atkins
Field Manager.....Charlie Montoyo
Director, Baseball Media.....Richard Griffin

2019 Record.....67-95, fourth place AL East

2019 Twins vs. Toronto

4/15.....TOR.....L.....3-5	5/6.....at TOR.....W.....8-0
5/16.....TOR.....L.....5-6	5/7.....at TOR.....W.....3-0
4/17.....TOR.....W.....4-1	5/8.....at TOR.....W.....9-1
4/18.....TOR.....L.....4-7	

Last Minnesota Sweep	at MIN	at TOR
3-Game	July 26-28, 2002	May 5-8, 2019
4-Game	July 21-23, 1979	Never

Last Toronto Sweep	at MIN	at TOR
3-Game	September 6-8, 2013	August 26-28, 2016
4-Game	Never	August 3-6, 2015

TORONTO BLUE JAYS

SERIES RESULTS, LAST 20 YEARS

YEAR	HOME	ROAD	TOTALS
2000	2-1	3-3	5-4
2001	1-3	1-2	2-5
2002	3-0	3-1	6-1
2003	0-3	3-0	3-3
2004	2-1	2-1	4-2
2005	2-1	2-1	4-2
2006	1-3	1-2	2-5
2007	4-3	0-3	4-6
2008	0-3	0-3	0-6
2009	1-3	2-2	3-5
2010	1-3	2-3	3-6
2011	0-3	1-2	1-5
2012	2-2	0-3	2-5
2013	0-3	1-2	1-5
2014	2-1	2-1	4-2
2015	2-1	0-4	2-5
2016	1-3	0-3	1-6
2017	2-2	2-1	4-3
2018	1-2	3-0	4-2
2019	1-3	3-0	4-3
ALL-TIME	94-107	79-116	173-223

Won-Lost Record at Stadium

Metropolitan Stadium (1961-1981).....20-5
Metrodome (1982-2009).....62-79
Target Field (2010-present).....12-23
Exhibition Stadium (1977-May 1989).....30-40
Rogers Centre (June 1989-present).....49-76



ARIZONA DIAMONDBACKS

401 East Jefferson St., Phoenix, AZ 85004
(602) 462-6500

Stadium (Capacity).....Chase Field (48,618), opened 1998
Dimensions (L-C-R).....330-407-335

Managing General Partner.....Ken Kendrick
President & Chief Executive Officer.....Derrick Hall
Executive Vice President & General Manager.....Mike Hazen
Field Manager.....Torey Lovullo
Senior Vice President, Content & Communications.....Josh Rawitch
Senior Director, Player and Media Relations.....Casey Wilcox
Senior Manager, Player and Media Relations.....Pat O'Connell

2019 Record.....85-77, second place NL West

2019 Twins vs. Arizona
None

Last Minnesota Sweep.....at MIN.....at ARI
2-Game.....Never.....Never
3-Game.....August 18-20, 2017.....Never

Last Arizona Sweep.....at MIN.....at ARI
2-Game.....Never.....Never
3-Game.....Never.....May 20-22, 2011

ALL-TIME SERIES RESULTS

YEAR	HOME	ROAD	TOTALS
2003	1-2	- -	1-2
2004	- -	2-1	2-1
2005	- -	2-1	2-1
2008	3-0	- -	3-0
2011	- -	0-3	0-3
2014	2-1	- -	2-1
2017	3-0	- -	3-0
ALL-TIME	9-3	4-5	13-8

Won-Lost Record at Stadium

Metrodome (2003-2008).....4-2
Target Field (2014-present).....5-1
Chase Field (2004-present).....4-5



ATLANTA BRAVES

755 Battery Avenue, SE, Atlanta, GA 30339-3017
(404) 614-1463

Stadium (Capacity).....SunTrust Park (41,084), opened 2017
Dimensions (L-C-R).....335-400-325

Chairman.....Terry McGuirk
President and CEO, Atlanta Braves.....Derek Schiller
Executive Vice President/General Manager.....Alex Anthopoulos
Field Manager.....Brian Snitker
Vice President, Communications.....Beth Marshall
Manager, Baseball Communications.....Jonathan Kerber

2019 Record.....97-65, first place NL East

2019 Twins vs. Atlanta

8/5.....ATL.....W.....5-3
8/6.....ATL.....L.....7-12
8/7.....ATL.....L.....7-11

Last Minnesota Sweep.....at MIN.....at ATL
2-Game.....Never.....August 16-17, 2016
3-Game.....June 12-14, 2007.....Never

Last Atlanta Sweep.....at MIN.....at ATL
2-Game.....July 26-27, 2016.....Never
3-Game.....Never.....May 20-22, 2013

ALL-TIME SERIES RESULTS

YEAR	HOME	ROAD	TOTALS
2002	1-2	- -	1-2
2007	3-0	- -	3-0
2010	1-2	- -	1-2
2013	- -	0-3	0-3
2016	0-2	2-0	2-2
2019	1-2	- -	1-2
ALL-TIME	6-8	2-3	8-11

Won-Lost Record at Stadium

Metrodome (2002-07).....4-2
Target Field (2010-present).....2-6
Turner Field (2013-16).....2-3



1060 West Addison St., Chicago, IL 60613-4397
(773) 404-2827

Stadium (Capacity).....Wrigley Field (41,268), opened 1914
Dimensions (L-C-R).....355-400-353

Chairman.....Tom Ricketts
President, Baseball Operations.....Theo Epstein
Executive Vice President, General Manager.....Jed Hoyer
Field Manager.....N/A
Director, Media Relations.....Peter Chase
Assistant Director, Media Relations.....Jason Carr

2019 Record.....84-78, third place NL Central

2019 Twins vs. Chicago
None

Last Minnesota Sweep.....at MIN.....at CHC
2-Game.....Never.....Never
3-Game.....June 23-25, 2006.....Never

Last Chicago Sweep.....at MIN.....at CHC
2-Game.....Never.....Never
3-Game.....Never.....June 29-July 1, 2018

CHICAGO CUBS

ALL-TIME SERIES RESULTS

YEAR	HOME	ROAD	TOTALS
1997	- -	1-2	1-2
1998	2-1	- -	2-1
1999	- -	1-2	1-2
2000	1-2	- -	1-2
2001	- -	0-3	0-3
2006	3-0	- -	3-0
2009	- -	2-1	2-1
2012	2-1	- -	2-1
2015	1-2	- -	1-2
2018	- -	0-3	0-3
ALL-TIME	9-6	4-11	13-17

Won-Lost Record at Stadium

Metrodome (1998-2006).....6-3
Target Field (2012-present).....3-3
Wrigley Field (1997-present).....4-11



100 Joe Nuxhall Way, Cincinnati, OH 45202
(513) 765-7800

Stadium (Capacity).....Great American Ball Park (42,271), opened 2003
Dimensions (L-C-R).....328-404-325

Chief Executive Officer.....Bob Castellini
President of Baseball Operations.....Dick Williams
Vice President, General Manager.....Nick Krall
Field Manager.....David Bell
Vice President, Media Relations.....Rob Butcher
Director, Media Relations.....Larry Herms
Director, Media Relations, Digital Content.....Jamie Ramsey

2019 Record.....75-87, fourth place NL Central

2019 Twins vs. Cincinnati
None

Last Minnesota Sweep.....at MIN.....at CIN
2-Game.....Never.....Never
3-Game.....July 7-8, 2001.....Never

Last Cincinnati Sweep.....at MIN.....at CIN
2-Game.....Never.....Never
3-Game.....Never.....June 2-4, 2000

CINCINNATI REDS

ALL-TIME SERIES RESULTS

YEAR	HOME	ROAD	TOTALS
1997	2-1	- -	2-1
1998	- -	1-2	1-2
1999	2-1	- -	2-1
2000	- -	0-3	0-3
2001	3-0	- -	3-0
2012	- -	2-1	2-1
2015	- -	1-2	1-2
2018	1-2	- -	1-2
ALL-TIME	8-10	4-8	12-12

Won-Lost Record at Stadium

Metrodome (1997-2001).....7-2
Target Field (2010-present).....1-2
Cinergy Field (1998-2000).....1-5
Great American Ball Park (2012-present).....3-3



COLORADO ROCKIES

2001 Blake St., Denver, CO 80205
(303) 292-0200

Stadium (Capacity)..... Coors Field (50,398), opened 1995
Dimensions (L-C-R)..... 347-415-350

Owner, Chairman & Chief Executive Officer..... Richard L. Monfort
Owner, General Partner..... Charles K. Monfort
Senior Vice President, General Manager..... Jeff Bridich
Field Manager..... Bud Black
Senior Director, Communications..... Warren Miller
Supervisor, Communications..... Cory Little

2019 Record..... 71-91, fourth place NL West

2019 Twins vs. Colorado
None

Last Minnesota Sweep..... at MIN..... at COL
2-Game..... Never..... Never
3-Game..... Never..... Never

Last Colorado Sweep..... at MIN..... at COL
2-Game..... Never..... Never
3-Game..... Never..... Never

ALL-TIME SERIES RESULTS

YEAR	HOME	ROAD	TOTALS
2003	2-1	- -	2-1
2008	- -	1-2	1-2
2010	2-1	- -	2-1
2014	- -	2-1	2-1
2017	1-2	- -	1-2
ALL-TIME	5-4	3-3	8-7

Won-Lost Record at Stadium

Metrodome (2003)..... 2-1
Target Field (2010-present)..... 3-3
Coors Field (2008-present)..... 3-3



LOS ANGELES DODGERS

1000 Vin Scully Avenue, Los Angeles, CA 90012
(323) 224-1301

Stadium (Capacity)..... Dodger Stadium (56,000), opened 1962
Dimensions (L-C-R)..... 330-395-330

Chairman and Owner..... Mark Walter
President and Chief Executive Officer..... Stan Kasten
President of Baseball Operations..... Andrew Friedman
Senior Vice President of Baseball Operations..... Josh Byrnes
Field Manager..... Dave Roberts
Senior Director, Public Relations..... Joe Jareck
Managers, Public Relations..... Juan Dorado and Jesus Quinonez

2019 Record..... 106-56, first place NL West

2019 Twins vs. Los Angeles
None

Last Minnesota Sweep..... at MIN..... at LAD
2-Game..... Never..... Never
3-Game..... June 26-28, 2006..... Never

Last Los Angeles Sweep..... at MIN..... at LAD
2-Game..... Never..... Never
3-Game..... April 30-May 1, 2014..... July 24-26, 2017

ALL-TIME SERIES RESULTS

YEAR	HOME	ROAD	TOTALS
2005	- -	1-2	1-2
2006	3-0	- -	3-0
2011	2-1	- -	2-1
2014	0-3	- -	0-3
2017	- -	0-3	0-3
ALL-TIME	5-4	1-5	6-9

Won-Lost Record at Stadium

Metrodome (2006)..... 3-0
Target Field (2011-present)..... 2-4
Dodger Stadium (2005-present)..... 1-5



501 Marlins Way, Miami, FL 33125
(305) 480-1300

Stadium (Capacity)..... Marlins Park (37,442), opened 2012
Dimensions (L-C-R)..... 344-422-335

Chairman & Principal Owner Bruce Sherman
Chief Executive Officer Derek Jeter
President, Baseball Operations Michael Hill
Field Manager Don Mattingly
Vice President, Communications & Broadcasting Jason Latimer

2019 Record 57-105, fifth place NL East

2019 Twins vs. Miami

7/30 at MIA W 2-1
7/31 at MIA W 7-4
8/1 at MIA L 4-5

Last Minnesota Sweep at MIN at MIA
2-Game Never Never
3-Game Never Never

Last Miami Sweep at MIN at MIA
2-Game Never June 25-26, 2013
3-Game Never Never

MIAMI MARLINS

ALL-TIME SERIES RESULTS

YEAR	HOME	ROAD	TOTALS
2002	2-1	- -	2-1
2007	- -	2-1	2-1
2013	1-1	0-2	1-3
2016	2-1	- -	2-1
2019	- -	2-1	2-1
ALL-TIME	5-3	4-4	9-7

Won-Lost Record at Stadium

Metrodome (2002) 2-1
Target Field (2013-present) 3-2
Dolphin Stadium (2007) 2-1
Marlins Park (2013-present) 2-3



One Brewers Way, Milwaukee, WI 53214
(414) 902-4500

Stadium (Capacity)..... Miller Park (41,900), opened 2001
Dimensions (L-C-R)..... 344-400-345

Chairman & Principal Owner Mark Attanasio
President, Baseball Operations & General Manager David Stearns
Field Manager Craig Counsell
Senior Director, Media Relations Mike Vassallo
Senior Manager, Media Relations Ken Spindler

2019 Record 89-73, second place NL Central (Wild Card)

2019 Twins vs. Milwaukee

5/27 MIL L 4-5
5/28 MIL W 5-3
8/13 at MIL W 7-5
8/14 at MIL L 5-6

Last Minnesota Sweep at MIN at MIL
2-Game August 7-8, 2017 August 9-10, 2017
3-Game May 22-24, 2009 September 15-17, 1978

Last Milwaukee Sweep at MIN at MIL
2-Game June 24-25, 1998 Never
3-Game July 8-10, 1988 July 2-4, 2018
4-Game May 17-20, 1996 August 24-27, 1995

MILWAUKEE BREWERS

SERIES RESULTS, LAST 20 YEARS

YEAR	HOME	ROAD	TOTALS
2000	1-2	- -	1-2
2001	- -	2-1	2-1
2002	2-1	2-1	4-2
2003	2-1	1-2	3-3
2004	1-2	1-2	2-4
2005	2-1	1-2	3-3
2006	3-0	2-1	5-1
2007	1-2	2-1	3-3
2008	2-1	2-1	4-2
2009	3-0	2-1	5-1
2010	2-1	0-3	2-4
2011	2-1	0-3	2-4
2012	1-2	2-1	3-3
2013	2-0	2-0	4-0
2014	1-1	1-1	2-2
2015	1-2	1-2	2-4
2016	1-1	1-1	2-2
2017	2-0	2-0	4-0
2018	1-2	0-3	1-5
2019	1-1	1-1	2-2
ALL-TIME*	123-104	108-120	231-224

*excludes 1969 vs. Seattle Pilots

Won-Lost Record at Stadium

Metropolitan Stadium (1970-1981) 41-35
Metrodome (1982-2009) 68-58
Target Field (2010-present) 14-11
County Stadium (1970-2000) 83-93
Miller Park (2001-present) 25-27



NEW YORK METS

123-01 Roosevelt Ave, NY 11368
(718) 565-4330

Stadium (Capacity)..... Citi Field (41,922), opened 2009
Dimensions (L-C-R)..... 335-408-330

Chairman & Chief Executive Officer..... Fred Wilpon
President..... Saul B. Katz
General Manager..... Brodie Van Wagenen
Field Manager..... Mickey Callaway
Executive Director, Media Relations..... Harold Kaufman
Director, Media Relations..... Ethan Wilson

2019 Record..... 86-76, third place NL East

2019 Twins vs. New York

4/9 at NYM W 14-8 7/16 NYM L 2-3
4/10 at NYM L 6-9 7/17 NYM L 4-14

Last Minnesota Sweep at MIN at NYM
2-Game Never Never
3-Game June 8-10, 2004 Never

Last New York Sweep at MIN at NYM
2-Game July 16-17, 2019 Never
3-Game April 12-13, August 19, 2013 September 16-18, 2016

ALL-TIME SERIES RESULTS

YEAR	HOME	ROAD	TOTALS
2002	--	1-2	1-2
2004	3-0	--	3-0
2007	--	2-1	2-1
2010	--	1-2	1-2
2013	0-3	--	0-3
2016	--	0-3	0-3
2019	0-2	1-1	1-3
ALL-TIME	3-5	5-9	8-14

Won-Lost Record at Stadium

Metrodome (2004)..... 3-0
Target Field (2013-present)..... 0-5
Shea Stadium (2002-2007)..... 3-3
Citi Field (2010-present)..... 2-3



PHILADELPHIA PHILLIES

One Citizens Bank Way, Philadelphia, PA 19148
(215) 463-6000

Stadium (Capacity)..... Citizens Bank Park (43,651), opened 2004
Dimensions (L-C-R)..... 329-401-330

Managing Partner..... John Middleton
President..... Andy MacPhail
Chairman..... David Montgomery
Vice President, General Manager..... Matt Klentak
Field Manager..... Gabe Kapler
Director, Communications..... Greg Castierito
Manager, Baseball Communications..... Chris Ware

2019 Record..... 81-81, fourth place NL East

2019 Twins vs. Philadelphia

4/5 at PIT L 4-10
4/6 at PIT W 6-2
4/7 at PIT L 1-2

Last Minnesota Sweep at MIN at PHI
2-Game Never Never
3-Game Never Never

Last Philadelphia Sweep at MIN at PHI
2-Game Never Never
3-Game Never Never

ALL-TIME SERIES RESULTS

YEAR	HOME	ROAD	TOTALS
2002	--	2-1	2-1
2004	1-2	--	1-2
2010	--	2-1	2-1
2012	1-2	--	1-2
2013	2-1	--	2-1
2016	2-1	--	2-1
2019	--	1-2	1-2
ALL-TIME	6-6	5-4	11-10

Won-Lost Record at Stadium

Metrodome (2004)..... 1-2
Target Field (2012-present)..... 5-4
Veterans Stadium (2002)..... 2-1
Citizens Bank Park (2010-present)..... 3-3



PITTSBURGH PIRATES

115 Federal St., Pittsburgh, PA 15212
(412) 323-5000

Stadium (Capacity).....PNC Park (38,747), opened 2001
Dimensions (L-C-R).....325-399-320

Chairman of the Board.....Bob Nutting
President.....Frank Coonelly
Executive Vice President, General Manager.....Neal Huntington
Field Manager.....N/A
Director, Baseball Communications.....Jim Trdinich
Director, Media Relations.....Dan Hart

2019 Record.....69-93, fifth place NL Central

2019 Twins vs. Pittsburgh
None

Last Minnesota Sweep at MIN at PIT
2-Game August 14-15, 2018 May 19-20, 2015
3-Game Never June 16-18, 2006

Last Pittsburgh Sweep at MIN at PIT
2-Game July 29-28, 2015 Never
3-Game Never Never

ALL-TIME SERIES RESULTS

YEAR	HOME	ROAD	TOTALS
1997	2-1	-	2-1
1998	-	1-2	1-2
1999	2-1	-	2-1
2000	-	1-2	1-2
2001	2-1	-	2-1
2006	-	3-0	3-0
2009	2-1	-	2-1
2012	-	1-2	1-2
2015	0-2	2-0	2-2
2018	2-0	1-1	3-1
ALL-TIME	10-6	9-7	19-13

Won-Lost Record at Stadium

Metrodome (1997-2009)	8-4
Target Field (2015-present)	2-2
Three Rivers Stadium (1998-2000)	2-4
PNC Park (2006-present)	7-3



700 Clark St., St. Louis, MO 63102
(314) 345-9600

Stadium (Capacity).....Busch Stadium (44,494), opened 2006
Dimensions (L-C-R).....336-400-335

Chairman & Chief Executive Officer.....William O. DeWitt, Jr.
President of Baseball Operations.....John Mozeliak
Vice President, General Manager.....Michael Girsch
Field Manager.....Mike Shildt
Director, Communications.....Brian Bartow
Manager, Baseball Communications.....Michael Whitty

2019 Record.....91-71, first place NL Central

2019 Twins vs. St. Louis
None

Last Minnesota Sweep at MIN at STL
2-Game June 17-18, 2015 May 7-8, 2018
3-Game Never Never

Last St. Louis Sweep at MIN at STL
2-Game Never June 15-16, 2015
3-Game Never July 15-17, 2001

ALL-TIME SERIES RESULTS

YEAR	HOME	ROAD	TOTALS
1997	-	0-3	0-3
1998	2-1	-	2-1
1999	-	2-1	2-1
2000	2-1	-	2-1
2001	-	0-3	0-3
2009	-	2-1	2-1
2015	2-0	0-2	2-2
2018	1-1	2-0	3-1
ALL-TIME	7-3	6-10	13-13

Won-Lost Record at Stadium

Metrodome (1998-2000)	4-2
Target Field (2015-present)	3-1
Busch Stadium II (1966-2005)	2-7
Busch Stadium III (2006-present)	4-4



SAN DIEGO PADRES

100 Park Boulevard, San Diego, CA 92101
(619) 795-5000

Stadium (Capacity).....PETCO Park (40,204), opened 2004
Dimensions (L-C-R).....336-396-322

Executive Chairman.....Ron Fowler
Executive Vice President/General Manager.....A.J. Preller
Field Manager.....Andy Green
Director, Communications.....Craig Hughner
Senior Manager, Business Communications & Spanish Relations.....Danny Sanchez
Senior Manager, Media Relations & Baseball Information.....Darren Feeney
Manager, Media Relations & Baseball Information.....JP Nolan

2019 Record.....70-92, fifth place NL West

2019 Twins vs. San Diego
None

Last Minnesota Sweep.....at MIN.....at SD
2-Game.....September 12-13, 2017.....May 20-21, 2014
3-Game.....June 17-19, 2011.....June 24-26, 2008

Last San Diego Sweep.....at MIN.....at SD
2-Game.....Never.....Never
3-Game.....Never.....Never

ALL-TIME SERIES RESULTS

YEAR	HOME	ROAD	TOTALS
2003	- -	2-1	2-1
2005	1-2	- -	1-2
2008	- -	3-0	3-0
2011	3-0	- -	3-0
2014	1-1	2-0	3-1
2017	2-0	1-1	3-1
TOTALS	7-3	8-2	15-5

Won-Lost Record at Stadium

Metrodome (2005).....	1-2
Target Field (2011-present).....	6-1
Qualcomm Stadium (2003).....	2-1
PETCO Park (2008-present).....	6-1



SAN FRANCISCO GIANTS

24 Willie Mays Plaza, San Francisco, CA 94107
(415) 972-2000

Stadium (Capacity).....Oracle Park (41,915), opened 2000
Dimensions (L-C-R).....339-399-309

President & Chief Executive Officer.....Laurence M. Baer
President, Baseball Operations.....Farhan Zaidi
Executive Vice President.....Brian R. Sabean
Field Manager.....N/A
Senior Director, Media Relations.....Matt Chisholm
Manager, Media Relations.....Megan Brown

2019 Record.....77-85, third place NL West

2019 Twins vs. San Francisco
None

Last Minnesota Sweep.....at MIN.....at SF
2-Game.....Never.....Never
3-Game.....Never.....Never

Last San Francisco Sweep.....at MIN.....at SF
2-Game.....Never.....Never
3-Game.....Never.....May 23-25, 2014

ALL-TIME SERIES RESULTS

YEAR	HOME	ROAD	TOTALS
2003	- -	2-1	2-1
2005	1-2	- -	1-2
2011	- -	1-2	1-2
2014	- -	0-3	0-3
2017	- -	2-1	2-1
ALL-TIME	1-2	5-7	6-9

Won-Lost Record at Stadium

Metrodome (2005).....	1-2
AT&T Park (2003-present).....	5-7



WASHINGTON NATIONALS

1500 South Capitol St., S.E., Washington, D.C. 20003
(202) 640-7000

Stadium (Capacity)..... Nationals Park (41,313), opened 2008
Dimensions (L-C-R)..... 336-402-335

Managing Principal Owner..... Mark D. Lerner
President of Baseball Operations/General Manager Mike Rizzo
Field Manager..... Dave Martinez
Executive Director, Communications Elizabeth Alexander
Director, Communications..... Kyle Brostowitz

2019 Record..... 93-69, second place NL East (Wild Card)

2019 Twins vs. Washington
9/10 WAS W 5-0
9/11 WAS L 2-6
9/12 WAS L 6-12

Last Minnesota Sweep **at MIN** **at WAS**
2-Game Never Never
3-Game June 17-19, 2008 June 15-17, 2004 (Montreal)

Last Washington Sweep **at MIN** **at WAS**
2-Game Never Never
3-Game Never April 22-24, 2016

ALL-TIME SERIES RESULTS

YEAR	HOME	ROAD	TOTALS
2004	--	3-0 (MTL)	3-0
2007	1-2	--	1-2
2008	3-0	--	3-0
2013	--	1-2	1-2
2016	--	0-3	0-3
2019	1-2	--	1-2
TOTALS*	5-4	1-5	6-9

*excludes 2004 at Montreal Expos

Won-Lost Record at Stadium

Metrodome (2007-08)..... 4-2
Target Field (2019-present)..... 1-2
Olympic Stadium in Montreal (2004) 3-0
Nationals Park (2013-present)..... 1-2

LAST TRADE WITH...

AMERICAN LEAGUE

TRADES	TEAM	LAST TRADE
7	Baltimore	3/3/19
13	Boston	8/1/16
7	Chicago	7/28/12
15	Cleveland	8/25/11
10	Detroit	8/15/11
5	Houston	7/27/18
4	Kansas City	8/11/14
13	Los Angeles	1/15/19
16	New York	7/30/18
7	Oakland	8/9/18
11	Seattle	8/10/19
4	Tampa Bay	2/18/18
9	Texas	2/25/19
5	Toronto	7/23/17

OBTAINED
Intl. Bonus Pool Money
Pat Light
Eduardo Escobar, Pedro Hernandez
cash
Cole Nelson, Lester Oliveros
Jorge Alcala, Gilberto Celestino
Jason Adam
Daniel Ozoria
Tyler Austin, Luis Rijo
Dakota Chalmers
Ian Miller
Jake Odorizzi
Xavier Moore, cash
cash

TRADED
Xavier Moore
Fernando Abad
Francisco Liriano
Jim Thome
Delmon Young
Ryan Pressly
Josh Willingham
John Curtiss
Lance Lynn
Fernando Rodney
cash
Jermaine Palacios
Zack Granite
Nick Tepesch

NATIONAL LEAGUE

TRADES	TEAM	LAST TRADE
5	Arizona	7/27/18
6	Atlanta	9/8/19
11	Chicago	8/30/18
9	Cincinnati	7/31/06
6	Colorado	12/6/11
3	Miami	7/27/19
11	Los Angeles	7/31/18
9	Milwaukee	8/21/15
9	New York	2/2/08
10	Philadelphia	7/20/19
7	Pittsburgh	2/9/17
5	St. Louis	4/22/88
7	San Diego	5/27/18
10	San Francisco	7/31/19
10	Washington	7/31/17

OBTAINED
Jhoan Duran, Maciel Gabriel, Ernie De la Trinidad
Ryan LaMarre
Chris Gimenez
Zach Ward
PTBNL (Daniel Turpen)
Sergio Romo, Chris Vallimont, PTBNL
Logan Forsythe, Luke Raley, Devin Smeltzer
Neal Cotts
Carlos Gómez, Phil Humber,
Kevin Mulvey, Deolis Guerra
cash
cash
Tom Herr
Janigson Villalobos
Sam Dyson
Tyler Watson

TRADED
Eduardo Escobar
cash
Bobby Wilson
Kyle Lohse
Kevin Slowey
Lewin Diaz
Brian Dozier
PTBNL
Johan Santana
Mike Morin
Pat Light
Tom Brunansky
Phil Hughes, Cash
Jaylin Davis, Prelander Berroa,
Kai-Wei Teng
Brandon Kintzler

2019 INTERLEAGUE PLAY

2019 INTERLEAGUE RESULTS

DATE	OPPONENT	W/L	SCORE	WINNER	LOSER	ATTENDANCE	RECORD	ALL-TIME
4/5	at Philadelphia	L	4-10	Pivetta	Odorizzi	28,021	0-1	211-192
4/6	at Philadelphia	W	6-2	Pineda	Arrieta	44,693	1-1	212-192
4/7	at Philadelphia	L	1-2	Eflin	Berrios	39,735	1-2	212-193
4/9	at New York-NL	W	14-8	Hildenberger	deGrom	22,126	2-2	213-193
4/10	at New York-NL	L	6-9	Syndergaard	Odorizzi	20,946	2-3	213-194
5/27	vs. Milwaukee	L	4-5	Burnes	Rogers	29,167	2-4	213-195
5/28	vs. Milwaukee	W	5-3	Magill	Claudio	27,120	3-4	214-195
7/16	vs. New York-NL	L	2-3	Avilan	Pineda	28,712	3-5	214-196
7/17	vs. New York-NL	L	4-14	Vargas	May	35,124	3-6	214-197
7/30	at Miami	W	2-1	Odorizzi	Gallen	8,064	4-6	215-197
7/31	at Miami	W	7-4	Berrios	Alcantara	8,567	5-6	216-197
8/1	at Miami	L	4-5	Brigham	Stashak	10,390	5-7	216-198
8/5	vs. Atlanta	W	5-3	May	Martin	26,722	6-7	217-198
8/6	vs. Atlanta	L	7-12	Foltynewicz	Berrios	36,721	6-8	217-199
8/7	vs. Atlanta	L	7-11	Fried	Pérez	35,682	6-9	217-200
8/13	at Milwaukee	W	7-5	Duffey	Pomeranz	44,331	7-9	218-200
8/14	at Milwaukee	L	5-6	Guerra	Romo	41,077	7-10	218-201
9/10	vs. Washington	W	5-0	Berrios	Sánchez	24,813	8-10	219-201
9/11	vs. Washington	L	2-6	Strasburg	Pérez	20,062	8-11	219-202
9/12	vs. Washington	L	6-12	Corbin	Gibson	19,167	8-12	219-203

PITCHERS HITTING

YEAR	AVG	AB	R	H	2B	3B	HR	RBI	SH	SF	BB	SO
1997	.111	18	0	2	0	0	0	1	1	0	0	6
1998	.313	16	1	5	0	0	0	1	0	0	0	9
1999	.056	18	0	1	0	0	0	0	0	0	3	8
2000	.176	17	1	3	2	0	0	0	2	0	0	9
2001	.353	17	2	6	2	0	0	1	1	0	0	4
2002	.227	22	0	5	0	0	0	1	1	0	1	6
2003	.200	20	1	4	0	0	0	0	5	0	2	7
2004	.143	21	0	3	0	0	0	2	2	0	0	8
2005	.091	22	1	2	0	0	0	0	2	0	0	5
2006	.105	19	1	2	0	0	0	1	3	0	1	10
2007	.080	25	2	2	1	1	0	1	5	0	1	5
2008	.316	19	2	6	1	0	0	3	5	0	0	5
2009	.000	21	0	0	0	0	0	0	5	0	1	10
2010	.176	17	0	3	0	0	0	0	5	0	0	9
2011	.150	20	0	3	1	0	0	1	0	0	1	7
2012	.053	19	1	1	0	0	0	1	1	0	1	11
2013	.053	19	0	1	0	0	0	0	4	0	0	11
2014	.091	22	0	2	1	0	0	1	0	0	0	14
2015	.150	20	0	3	0	0	0	0	0	0	0	10
2016	.125	24	1	3	0	0	0	0	2	0	2	14
2017	.154	13	2	2	1	0	0	3	0	0	0	4
2018	.100	20	2	2	0	0	0	0	0	0	0	10
2019	.000	14	2	0	0	0	0	0	0	0	1	8
TOTALS	.138	443	19	61	9	1	0	17	44	0	14	190

TEAM RECORDS

1997 Record.....	7-8
1998 Record.....	7-9
1999 Record.....	10-7
2000 Record.....	7-11
2001 Record.....	9-9
2002 Record.....	10-8
2003 Record.....	10-8
2004 Record.....	11-7
2005 Record.....	8-10
2006 Record.....	16-2
2007 Record.....	11-7
2008 Record.....	14-4
2009 Record.....	12-6
2010 Record.....	8-10
2011 Record.....	8-10
2012 Record.....	9-9
2013 Record.....	8-12
2014 Record.....	9-11
2015 Record.....	8-12
2016 Record.....	8-12
2017 Record.....	13-7
2018 Record.....	8-12
2019 Record.....	8-12
TOTAL RECORD.....	219-203
Last Minnesota Sweep.....	2-0 vs. PIT, 8/14-15, 2018
Last Sweep of Minnesota.....	0-2 vs. NYM, 7/16-7/7, 2019
Largest Margin of Victory.....	12 runs, 3x, last 5/21/10 vs. MIL (15-3)
Largest Margin of Defeat.....	15 runs, 6/27/11 vs. LAD (0-15)
Twins Home Record.....	121-89
Twins Road Record.....	98-114
Most Runs Scored.....	16, 2x, last 9/12/17 vs. SD
Most Runs Allowed.....	16, 2x, last 4/12/13 vs. NYM

INDIVIDUAL HIGHS

HITTING

AVERAGE (min. 150 AB), Career.....	.350, Delmon Young
Season.....	.492, Joe Mauer ('06)
HITS, Career.....	284, Mauer
Season.....	30, Mauer ('06)
HR, Career.....	33, Torii Hunter
Season.....	9, Trevor Plouffe ('12), Garver ('19)
RBI, Career.....	123, Mauer
Season.....	20, Michael Cuddyer ('06); Morneau ('06)

INDIVIDUAL HIGHS

PITCHING

WINS, Career.....	16, J. Santana
Season.....	5, Liriano, ('06)
LOSSES, Career.....	11, Radke
Season.....	4, Radke ('05)
SAVES, Career.....	27, Nathan
Season.....	6, 7x, last Perkins (2015)
STRIKEOUTS, Career.....	191, J. Santana
Season.....	43, Liriano ('06)

MINOR LEAGUES



MINOR LEAGUE INFORMATION

MINNESOTA TWINS - MINOR LEAGUE DEPT.

Target Field
1 Twins Way
Minneapolis, MN 55403
P: (612) 659-3811 F: (612) 659-4026



MINNESOTA TWINS - SPRING TRAINING

CenturyLink Sports Complex
14110 Six Mile Cypress Pkwy.
Ft. Myers, FL 33912
P: (239) 479-6400

MINNESOTA TWINS MINOR LEAGUE SYSTEM

Director, Minor League Operations	Jeremy Zoll
Assistant Director, Minor League Operations.....	Alex Hassan
Senior Manager, Minor League Operations	Brian Maloney
Manager, Florida Operations	Victor Gonzalez
Assistant Manager, Florida Operations	Jason Davila
Assistant, Florida Operations	Brad McKenney
Senior Advisor, Player Development.....	Bob McClure
Senior Advisor, Player Development.....	Sam Perlozzo

MINOR LEAGUE INSTRUCTORS

Field Coordinator.....	Edgar Varela
Pitching Coordinator	Pete Maki
Assistant Pitching Coordinator	J.P. Martinez
Hitting Coordinator	Peter Fatse
Hitting Instructor	Tony Oliva
Infield and Baserunning Coordinator	Billy Boyer
Outfield Coordinator.....	Mike Quade
Catching Coordinator.....	Tanner Swanson
Latin America Coordinator	Jose Marzan
Athletic Training and Rehab Coordinator	Chad Jackson
Latin American Medical Coordinator	Axel Lopez
Strength and Conditioning Coordinator.....	David Rak
Rehab Pitching Coach.....	Peter Larson
Video Coordinator.....	Tyler Schmitz
Equipment Manager.....	Matt Chesman

TWINS 2019 ORGANIZATIONAL STANDINGS

TEAM	LEAGUE	LEVEL	WON-LOST	STANDINGS	GB/GA
Rochester	International	Triple-A	70-70 (North Division)	Fourth	-5.0
Pensacola^	Southern	Double-A	38-32 1st Half (South Division)	Second	-3.0
			38-31 2nd Half (South Division)	Third	-3.0
			76-63 Season Total (North Division)	Second	-6.0
Ft. Myers*	Florida State	High-A	39-27 1st Half (South Division)	First	+3.0
			35-32 2nd Half (South Division)	Fourth	-11.0
			74-59 Season Total (South Division)	Second	-7.0
Cedar Rapids#	Midwest	Low-A	39-31 1st Half (Western Division)	Third	-6.0
			39-31 2nd Half (Western Division)	First	-7.0
			78-62 Season Total (Western Division)	Fourth	-3.5
Elizabethhton	Appalachian	Rookie	33-34 (West Division)	Fourth	-1.5
GCL Twins	Gulf Coast	Rookie	30-21 (South Division)	Second	-7.0
DSL Twins	Dominican Summer League	Rookie	24-40 (South Division)	Seventh	-19.0

^ Pensacola lost to Biloxi in the Southern League Semifinals, 3 games to 2.

* Florida State League regular season and playoffs cut short due to Hurricane Dorian.

Cedar Rapids lost to Clinton in the Midwest League Western Division Championship series, 2 games to 1.

TWINS MINOR LEAGUE STADIUMS PLAYING DIMENSIONS & ATTENDANCE FIGURES

CITY	NAME	SURFACE	DIMENSIONS			2019 ATTENDANCE		
			LF	CF	RF	TOTAL	DATES	AVERAGE
Rochester	Frontier Field	Natural	335'	402'	325'	451,853	66	6,846
Pensacola	Blue Wahoos Stadium (Admiral Fetterman Field)	Natural	342'	400'	333'	296,095	68	4,354
Ft. Myers	Bill Hammond Stadium	Natural	330'	405'	330'	108,800	57	1,909
Cedar Rapids	Veterans Memorial Stadium	Natural	315'	400'	325'	150,278	67	2,243
Elizabethhton	Joe O'Brien Field	Natural	339'	399'	322'	27,569	34	811
Ft. Myers (GCL Twins)	CenturyLink Sports Complex	Natural	330'	405'	330'			

2019 MINOR LEAGUE RECAP



ROCHESTER (70-70, Triple-A, International League) — The Red Wings finished fourth in the International League North Division with a record of 70-70, while sending 11 players to Minnesota for their Major League debut. A total of 32 different players recorded an at-bat for Rochester, while 42 pitchers took the mound. The Red Wings were a potent offensive club, leading the IL with a .278 team batting average, while ranking second with 790 runs and third with an .810 OPS. Led by Zander Wiel's 24 home runs and Wilin Rosario's 20, Rochester also set a franchise record with 174 roundtrippers. Rosario also led the Wings with a .300 average and 91 RBI (good for third in the IL), while Wiel topped the International League with 40 doubles. A pair of Red Wings earned midseason All-Star status: catcher Tomas Telis (.330/.364/.490 in 82 games) and outfielder Brent Rooker (.282/.399/.520, with 14 HR and 47 RBI in 65 games). Several of Rochester's top arms made an impact at the major league level, including rookies Randy Dobnak (5-2, 2.15 ERA), Cody Stashak (5-0, 1.44) and Devin Smeltzer (3.63 ERA). Another pitcher that played a key role in Minnesota was Lewis Thorpe, who led all Triple-A pitchers (min. 90.0 IP) with an average of 11.12 strikeouts per 9.0 innings (119 SO, 96.1 IP).



PENSACOLA (76-63, Double-A, Southern League) — The Blue Wahoos enjoyed a banner first season as a Twins affiliate, finishing 76-63, advancing to the Southern League semifinals and sending seven players from their Opening Day roster to the major leagues. Additionally, each of the Twins' top five prospects and 12 of MLB Pipeline's year-end top 30 wore a Blue Wahoos uniform. By the time Pensacola took the field for the Southern League semis, the team's lineup included Twins Minor League Player of the Year (and No. 5 organizational prospect) Trevor Larnach in rightfield, Twins No. 2 prospect Alex Kirilloff in left, Royce Lewis, the club's overall top prospect, at shortstop, No. 10 prospect Ryan Jeffers behind the plate and, in Game 3, No. 4 prospect Jordan Balazovic on the mound. Larnach slashed .295/.387/.455 with 11 XBH and 22 RBI in 43 games after his promotion, Lewis was .231 with 11 XBH and six stolen bases in 33 games, and Jeffers was .287/.374/.483 with nine XBH in 24 contests. Kirilloff spent the entire season in Pensacola, batting .283 with 18 doubles, two triples, nine home runs and 43 RBI in 94 games. On the mound, the Blue Wahoos led the Southern League with 1,270 strikeouts, paced by the arms of No. 23 prospect Jorge Alcala (105 SO in 102.2 IP), No. 3 Brusdar Graterol (6-0, 1.71 with 50 SO in 52.2 IP), No. 9 Joao Duran (41 SO in 37.0 IP) and No. 22 Griffin Jax (2.67 ERA, 84 SO in 111.1 IP). The Blue Wahoos also received a combined 35 appearances (15 starts) by Randy Dobnak, Devin Smeltzer and Cody Stashak.



FT. MYERS (78-62, High-A, Florida State League) — The Miracle finished 78-62, including the first half South Division title, but did not have a chance to defend their overall Florida State League crown as the season was cut short due to Hurricane Dorian. Several Twins top prospects began their 2019 season in Ft. Myers, led by eventual Minor League Player of the Year Trevor Larnach, who earned FSL Most Valuable Player honors and was named to the circuit's midseason and postseason All-Star teams after batting .316 with 33 XBH, 44 RBI and a .842 OPS in 84 games. Twins top overall prospect Royce Lewis (30 XBH, 35 RBI and 16 SB), who played in the SiriusXM Futures Game over the midseason break, was a midseason Florida State League All-Star, as was catcher Ryan Jeffers (10 HR and 40 RBI). Ft. Myers pitchers led the FSL with 1,188 strikeouts, including a team-high 96 (in 73.0 IP) from Jordan Balazovic, who went 6-4, 2.84 and joined Lewis as Twins representatives at the 2019 SiriusXM Futures Game. Other mound standouts included Melvi Acosta (7-4-4, 2.85 ERA) and Edwar Colina (4-2, 2.34).



CEDAR RAPIDS (78-622, Low-A, Midwest League) — The Kernels finished the regular season 78-62, won the Western Division second half title and qualified for the postseason for the seventh-straight campaign. Cedar Rapids defeated Quad Cities, 2-1, in the first round of the MWL playoffs before falling to Clinton in the Western Division semifinals, 2-1. Cedar Rapids relied on power to generate their offense, ranking second in the MWL with 109 home runs. Five Kernels hit at least 10 homers, led by midseason MWL All-Star first baseman Gabe Snyder (19 HR, 44 XBH and an .800 OPS). Fellow All-Star Chris Williams also had 10 homers, along with an .830 OPS. 20-year-old outfielder Gilberto Celestino also enjoyed a fine season, slashing .276/.350/.409 with 37 XBH, 51 RBI and 14 SB in 117 games. Cedar Rapids pitchers ranked second in the MWL with a 1.20 WHIP, was fourth with 1,240 strikeouts and fifth with a 3.37 team ERA. Josh Winder finished as the MWL's ERA champion at 2.65, while going 7-2 in 21 starts. Austin Schuller (7-6, 3.96) was sixth in the league with 124 strikeouts in 97.2 innings pitched, while Luis Rijo posted a 2.86 ERA and 99 strikeouts in 107.0 innings. Jordan Balazovic was 2-1, 2.18 ERA in four starts before being promoted.



ELIZABETHTON (33-34, Rookie Advanced, Appalachian League) — The Elizabethton Twins finished 1.5 games out of first place, but finished fourth in the West Division. Despite the fourth-place finish, the E-Town club finished second in the Appy League with a .410 slugging percentage, one point behind Bluefield, and in OPS (.754), six points behind Bluefield, in large part due to their 64 home runs, second to Pulaski in the Appalachian League. 2019 fourth-round draft pick Seth Gray led the offense with 11 home runs and 36 RBI while 2019 third-round pick Spencer Steer earned himself a promotion to Cedar Rapids after slashing .325/.442/.506 (.949 OPS) with nine extra-base hits and 39 total bases. Elizabethton was led on the mound by Cody Lawerson, who was drafted in the 14th round in 2019. The 6'4" right-hander was 1-1 with a 1.76 ERA (41.0 IP, 8 ER) in 10 games (6 starts), and a 59/9 SO/BB ratio. Steven Cruz led the bullpen with a 2.90 ERA over 31.0 relief innings, while 2019 17th-rounder Erik Cha also earned a promotion to CR after going 5-1 with a 3.34 ERA (29.2 IP, 11 ER) in 13 relief appearances. The Twins finished with a 4.20 ERA, third-best in the Appy League, while striking out an Appy League-best 644 batters.

GCL TWINS (30-21, Rookie, Gulf Coast League) — The GCL Twins finished the year 30-21, second place in the Southern Division 7.0 games behind the GCL Orioles for first place. The Twins pitching staff was solid throughout the summer, ranking sixth in the GCL in ERA (3.47) and fifth in WHIP (1.26), while ranking second in strikeouts (483), behind only the Astros (496). The Twins' staff was led by Netherlands-born Donny Breek, whose 0.74 ERA (36.1 IP, 3 ER) was the best among the team's starting pitchers, while opponents only hit .165 against him. Collectively, the Twins struggled at the plate, as their .220 team average was second to only the GCL Yankees West (.219) in the league. 2019 first round pick (13th overall) Keoni Cavaco made his professional debut with the Twins, going 15-for-87 (.172) in 25 games, including his first home run on August 7 off Orioles pitcher Xavier Moore.

DSL TWINS (24-40, Rookie, Dominican Summer League) — The DSL Twins finished the 2019 campaign 24-40, finishing in seventh place in the DSL South Division. The Twins were among the best with the long-ball, hitting 30 balls over the fence while slugging .691. 18-year-old outfielder Luis Baez paced the offense, hitting .307 (39-for-127) with five home runs and 14 RBI, while posting a team-best .961 OPS, with 16 stolen bases, third-best on the club, before being promoted to the GCL Twins. Rhodery Diaz made an impact as well, leading the team with six triples and a .319 batting average (46-for-144). 21-year-old Juan Pichardo led the pitching staff with a 1.69 ERA (58.2 IP, 11 ER) over a team-high 11 starts, while finishing second with four wins. Pichardo's ERA ranked second in the DSL, behind only Manuel Urias of the DSL Phillies Red (1.48). The Twins finished with a 4.69 ERA (551.0 IP, 287 ER), which was 38th in the league. The Twins gave up 553 hits, 22nd-best in the league, but limited opponents to just 250 walks on the year, eighth-best in the DSL, and fourth in the DSL South division.



TRIPLE-A ROCHESTER

ROCHESTER RED WINGS

International League - Triple-A (17th year)

2019 Record: 70-70 (4th in North)

One Morrie Silver Way
Rochester, New York 14608
(585) 454-1001
FAX: (585) 454-1056

President/CEO.....Naomi Silver
General Manager.....Dan Mason
Media Relations.....Nate Rowan
Stadium.....Frontier Field
Capacity.....10,840

Manager.....Joel Skinner
Hitting Coach.....Javier Valentin
Pitching Coach.....Stu Cliburn
Bullpen Coach.....Mike McCarthy
Trainer.....Chris Johnson
Strength and Conditioning Coach.....Jacob Dean

2019 ROCHESTER FINAL STATISTICS

PLAYER	AVG	G	AB	R	H	2B	3B	HR	RBI	SF	SH	HB	BB	SO	SB	CS	E	OBP
Andreati, J.	.196	43	153	19	30	7	0	6	15	2	0	0	30	63	3	0	0	.324
Arraez, L.	.348	16	66	8	23	4	0	0	0	8	1	0	0	6	2	0	0	.397
Astudillo, W.	.423	18	78	18	33	4	0	5	19	1	0	2	2	2	1	1	0	.446
Barnes, B.	.186	26	102	13	19	5	0	6	18	0	0	1	9	41	2	0	2	.259
Cave, J.	.352	48	196	37	69	18	4	7	39	3	0	0	15	50	5	0	0	.393
Cesar, R.	.262	45	168	22	44	12	0	4	33	0	0	0	20	56	0	0	11	.344
Davis, J.	.331	41	154	39	51	11	3	15	42	0	0	4	15	46	2	0	0	.405
De Aza, A.	.352	35	128	28	45	11	2	6	31	2	0	5	14	30	4	0	2	.432
De Jesus Jr., T.	.250	9	36	5	9	2	0	0	0	0	0	0	2	12	0	0	1	.289
Encarnacion, Y.	.455	3	10	3	7	2	1	0	0	0	0	0	0	3	0	0	0	.455
English, J.	.100	6	10	3	2	0	0	0	0	0	0	0	0	0	0	0	0	.182
Flores, R.	.308	30	107	16	33	4	0	3	17	0	0	0	23	22	2	0	1	.345
Gordon, N.	.298	70	292	49	87	29	3	4	40	5	1	4	18	65	14	4	14	.307
Guilmet, P.	.000	1	1	0	0	0	0	0	0	0	0	0	0	0	0	0	0	.000
Hamilton, C.	.205	11	39	4	8	2	0	1	4	0	0	0	15	0	0	0	0	.205
Hirabayashi, J.	.000	1	2	0	0	0	0	0	0	0	0	0	0	0	0	0	0	.000
Kerrigan, J.	.261	20	69	13	18	5	0	6	13	1	0	0	2	21	0	0	0	.278
Littell, J.	.000	1	0	0	0	0	0	0	0	0	0	0	0	0	0	0	0	.000
Maggi, D.	.258	108	388	71	100	19	4	10	46	1	3	3	60	96	9	3	11	.384
Miller, I.	.233	15	60	8	14	3	1	0	4	1	1	1	2	6	8	0	0	.319
Miller, M.	.238	25	84	6	20	3	0	0	0	0	0	0	7	18	4	0	0	.297
Raley, L.	.302	33	126	28	38	6	0	7	21	0	0	5	7	42	4	0	0	.362
Rooker, B.	.281	65	228	41	64	16	0	14	47	1	0	10	35	95	2	0	1	.398
Rosales, A.	.194	20	72	5	14	2	0	0	7	1	0	0	7	22	0	0	2	.263
Rosario, W.	.300	105	413	71	124	24	0	20	91	5	0	4	23	77	2	1	4	.339
Sano, M.	.308	3	13	2	4	2	0	0	0	0	0	0	1	7	0	0	0	.357
Sawyer, W.	.260	43	154	23	40	17	0	2	20	0	0	6	11	48	0	0	5	.333
Schales, B.	.153	17	59	3	9	2	0	2	6	2	0	1	2	29	0	0	3	.188
Tademo, V.	.000	1	0	0	0	0	0	0	0	0	0	0	0	0	0	0	0	.000
Tellis, T.	.330	82	306	44	101	21	2	8	46	3	0	2	16	33	2	1	8	.364
Torreyes, R.	.256	79	308	48	79	11	1	11	42	5	1	4	12	33	2	1	4	.289
Valdespin, J.	.294	77	241	28	63	9	1	7	34	4	0	6	24	25	5	2	8	.332
Wade Jr., L.	.246	77	264	47	65	12	1	5	24	5	0	8	56	48	7	2	4	.322
Wiel, Z.	.254	126	469	86	119	40	5	24	78	5	0	8	40	158	2	1	4	.320

TEAM TOTAL	.278	140	4780	790	1330	299	26	174	753	41	8	91	455	1179	75	19	101	.350		
PITCHER	W	L	ERA	G	GS	CG	SH	SV	IP	H	R	ER	HR	HB	SO	WP	BK	BAA		
Adams, A	1	0	4.50	11	5	0	0	0	18.0	16	9	9	3	1	6	28	2	0	.229	
Alcala, J	1	0	0.00	5	0	0	0	0	7.2	4	0	0	0	0	2	11	0	0	.154	
Allen, C	0	2	3.38	7	4	0	0	0	8.0	7	5	3	1	0	5	7	0	0	.250	
Barnes, C	0	2	6.75	4	4	0	0	0	18.2	29	15	14	1	0	11	16	0	0	.363	
Baxendale, D	4	4	6.47	27	4	0	0	0	48.2	52	39	35	10	1	27	51	3	0	.271	
Bentley, D	0	0	0.00	1	0	0	0	0	2.0	0	0	0	0	0	1	2	0	0	.000	
Bleich, J	1	1	5.40	9	1	0	0	0	13.1	20	8	8	1	2	3	17	4	0	.351	
Bray, A	1	1	2.77	8	5	0	0	0	26.0	20	9	8	4	1	7	17	1	0	.213	
Camarena, D	0	0	6.23	14	1	0	0	0	22.7	35	12	11	1	1	10	6	2	0	.278	
Clay, S	0	0	4.37	2	0	0	0	2	2.2	26	8	7	1	0	2	26	0	0	.283	
Colina, E	0	0	9.00	1	0	0	0	0	4.0	4	4	4	1	0	2	4	0	0	.389	
Cutra, A	0	0	9.00	1	0	0	0	0	4.0	4	4	4	1	0	2	4	0	0	.389	
De Jong, C	0	5	9.73	13	10	0	0	0	45.1	72	53	49	16	4	26	30	3	0	.360	
Dobnak, R	5	0	2.15	9	7	0	0	0	46.0	28	12	11	0	2	2	18	34	3	0	.175
Duffey, T	0	0	1.32	7	0	0	0	1	13.2	8	2	2	0	1	5	22	3	0	.174	
Eades, R	4	3	5.51	29	2	0	0	3	50.2	59	32	31	7	0	0	16	63	3	0	.289
Gonsalves, S	0	1	4.50	4	1	0	0	0	2.0	1	1	1	0	0	5	2	1	0	.200	
Graterol, B	1	0	5.06	4	0	0	0	0	5.1	4	3	3	1	1	2	7	0	1	.211	
Guilmet, P	2	6	4.93	44	6	0	0	8	73.0	74	46	40	13	1	22	94	5	0	.262	
Harper, R	0	0	0.00	3	0	0	0	0	3.0	4	1	0	0	0	2	6	1	0	.286	
Hildenberger, T	1	0	4.74	14	9	0	0	2	19.0	19	11	10	2	1	4	15	1	0	.260	
Hutchinson, D	3	2	6.11	39	9	0	0	0	45.2	58	34	31	10	3	17	52	1	0	.305	
Jax, G	1	2	4.50	3	3	0	0	0	16.2	19	10	8	2	2	3	10	1	0	.292	
Krol, J	0	1	5.23	18	0	0	0	8	20.2	27	13	12	1	0	20	30	2	0	.234	
Littell, Z	3	3	3.71	20	7	0	0	1	63.0	55	29	26	11	2	25	68	0	0	.105	
Magill, M	0	0	1.69	8	1	0	0	1	12.0	1	1	1	0	0	3	1	0	0	.134	
Morin, M	0	1	4.75	8	1	0	0	0	12.0	1	4	2	0	0	3	1	0	0	.134	
Moya, G	0	3	7.63	26	6	0	0	0	30.2	41	26	26	7	3	18	35	3	0	.323	
Nicolino, J	2	1	5.12	4	3	0	0	0	19.1	22	12	11	2	1	12	13	0	0	.297	
O'Rourke, R	2	1	4.50	7	7	0	0	0	12.0	7	6	6	0	1	12	14	3	0	.167	
Poppen, S	0	1	3.84	12	9	0	0	0	61.0	53	29	26	4	7	27	68	4	0	.229	
Reed, A	0	0	14.4	5	1	0	0	0	5.0	13	8	4	0	0	1	5	0	0	.500	
Reed, J	5	3	5.76	45	1	0	0	0	75.0	75	49	48	7	6	35	92	7	1	.268	
Romero, F	2	4	4.37	35	1	0	0	4	57.2	53	36	28	7	7	29	63	12	1	.245	
Schick, A	0	0	3.00	1	0	0	0	0	3.0	2	1	1	1	0	0	0	0	0	.182	
Smeltzer, D	1	4	3.63	15	14	0	0	0	75.0	68	32	30	14	3	19	71	4	0	.241	
Stashak, C	0	0	1.44	4	2	0	0	0	25.0	17	5	4	1	0	4	34	0	0	.185	
Stewart, K	8	6	5.14	20	19	0	0	0	91.0	90	67	52	10	11	44	80	7	0	.257	
Thorpe, C	5	4	4.58	20	19	0	0	0	96.1	91	51	49	13	1	25	119	5	0	.242	
Torres, C	4	1	4.15	8	0	0	0	0	17.1	19	8	7	1	1	18	16	3	0	.292	
Vasquez, A	0	1	9.00	5	0	0	0	0	18.0	17	13	12	2	0	18	27	3	0	.250	
Weiss, Z	0	1	9.28	16	0	0	0	0	10.2	19	11	11	2	0	13	10	4	0	.380	
TEAM TOTAL	70	70	4.91	140	140	0	2	32	1195.0	1222	719	652	161	67	486	1285	96	4	264	

TEAM TOTAL	70	70	4.91	140	140	0	2	32	1195.0	1222	719	652	161	67	486	1285	96	4	.264
------------	----	----	------	-----	-----	---	---	----	--------	------	-----	-----	-----	----	-----	------	----	---	------



DOUBLE-A PENSACOLA

PENSACOLA BLUE WAHOOS

Southern League - Double-A (1st Year)

2019 Record: 76-63 (2nd in South)

351 W. Cedar Street
Pensacola, FL 32502
(850) 934-8444

FAX: (850) 791-6256

President Jonathan Griffith
Media Relations Daniel Venn
Stadium Blue Wahoos Stadium (Admiral Fetterman Field)
Capacity 5,038

Manager Ramon Borrego
Hitting Coach Michael Thomas
Pitching Coach Cibney Bello
Pitching Coach Justin Willard
Trainer N/A
Strength and Conditioning Coach Travis Koon

2019 PENSACOLA FINAL STATISTICS

PLAYER	AVG	G	AB	R	H	2B	3B	HR	RBI	SF	SH	HB	BB	SO	SB	CS	E	OBP					
Arraez, L	.342	38	146	18	50	6	0	14	0	0	0	0	18	13	3	0	3	.415					
Astudillo, W	.353	5	17	5	6	0	0	2	4	0	0	0	0	0	0	0	0	.421					
Blankenhorn, T	.278	93	388	50	108	18	2	18	51	2	0	2	18	93	11	8	1	.312					
Cesar, R	.130	7	23	4	3	0	0	0	0	0	0	0	10	0	0	0	0	.286					
Contreras, M	.210	85	281	35	59	12	3	10	33	3	2	0	23	93	9	0	8	.279					
Costello, R	.240	40	129	18	31	5	3	7	23	0	0	0	23	45	0	2	0	.353					
Cronin, J	.190	79	231	37	44	5	3	5	19	1	2	0	38	78	0	0	2	.320					
Davis, J	.274	58	212	34	58	9	0	10	25	0	0	0	38	64	7	0	3	.382					
Davis, M	.156	19	64	11	10	2	3	0	5	0	0	0	3	31	1	3	0	.239					
De Jesus Jr., J	.224	21	67	7	15	2	0	2	8	0	0	0	12	11	0	0	0	.350					
De La Trinidad, E	.205	40	122	9	25	2	1	2	12	3	0	3	17	32	0	2	3	.310					
Diaz, L	.302	33	126	12	38	16	1	6	26	3	0	1	8	23	0	0	0	.341					
English, T	.174	40	132	19	23	2	0	2	15	1	0	4	9	51	7	2	1	.247					
Garver, M	.111	3	9	1	1	0	0	0	0	0	0	0	3	0	0	0	0	.111					
Gore, J	.204	93	304	31	62	11	0	3	27	2	3	3	26	81	2	7	3	.272					
Grzelakowski, T	.184	59	196	22	36	9	1	1	24	3	0	2	25	51	1	0	0	.219					
Hamilton, C	.226	88	296	41	67	15	2	6	38	0	0	0	40	82	7	10	6	.323					
Jeffers, R	.287	24	87	13	25	5	0	4	9	0	0	0	19	0	0	0	0	.374					
Kerrigan, J	.209	78	278	40	58	11	0	9	31	3	3	10	15	77	15	7	6	.271					
Kirilloff, A	.283	94	375	47	106	18	2	9	43	0	0	0	29	76	7	7	6	.343					
Kranson, M	.217	35	120	15	26	4	0	4	16	0	2	2	10	19	0	0	0	.288					
Larnach, J	.295	43	156	26	46	4	0	7	22	1	0	2	22	50	0	0	0	.387					
Lewis, R	.231	33	134	18	31	9	1	2	14	1	0	1	11	33	6	5	2	.291					
Maggi, D	.256	11	39	5	10	4	0	1	1	0	0	0	4	9	1	0	1	.341					
Miranda, J	.600	1	5	1	3	1	0	0	0	0	0	0	0	0	0	0	0	.600					
Navarro, B	.177	40	130	8	23	5	0	5	16	1	6	3	6	28	0	7	0	.229					
Rortvedt, B	.239	55	197	19	47	8	0	5	19	1	0	5	23	51	0	2	0	.332					
Sano, M	.200	5	20	1	4	2	0	1	5	2	0	0	7	0	0	1	0	.217					
Schales, B	.213	26	89	14	19	6	1	4	16	1	0	3	19	44	0	3	0	.366					
Wade Jr., L	.238	6	21	3	5	3	0	0	3	0	1	0	3	3	0	0	0	.333					
Whitefield, A	.137	31	102	9	14	2	1	0	8	2	1	0	4	37	5	0	0	.174					
TEAM TOTAL	.234	139	4496	573	1053	195	25	126	525	37	20	72	461	1214	91	46	90	.313					
PITCHER	W	L	ERA	G	GS	CG	SH	SV	IP	25	126	525	H	R	ER	HR	HB	BB	SO	WP	BK	BAA	
Acosta, M	0	1	11.25	1	0	0	0	0	4.0	8	5	5	5	1	1	0	0	0	0	0	0	.400	
Alcala, J	5	7	5.87	26	16	0	0	0	102.2	114	68	67	12	5	37	105	6	1	284	1	0	.284	
Ames, J	1	3	4.57	25	1	0	0	0	41.1	38	24	21	4	2	29	60	1	1	241	1	0	.241	
Barnes, C	3	4	3.60	14	13	0	0	0	75.0	78	39	30	4	9	24	73	4	0	275	1	0	.275	
Bray, A	3	3	2.55	27	4	0	0	0	67.0	56	21	19	1	3	19	66	9	0	230	1	0	.230	
Cheshire, J	1	1	0.00	10	0	0	0	5	13.2	9	0	0	0	0	1	4	14	2	0	184	1	0	.184
Clay, S	3	3	2.70	31	1	0	0	8	46.2	44	18	14	0	4	18	46	3	0	259	1	0	.259	
Colina, E	4	0	2.03	7	4	1	0	0	31.0	21	8	7	0	1	15	37	3	0	194	1	0	.194	
Cutura, A	2	4	4.70	14	9	0	0	0	46.0	55	30	24	2	5	12	35	4	1	291	1	0	.291	
Diplan, M	0	1	4.09	8	2	0	0	0	11.0	10	5	5	1	2	7	10	1	0	250	1	0	.250	
Dobnak, R	4	2	2.57	11	10	1	0	0	66.2	58	23	19	6	2	6	61	2	0	231	1	0	.231	
Duran, J	3	3	4.86	7	7	0	0	0	37.0	34	20	20	2	3	9	41	4	0	243	1	0	.243	
Gonçalves, S	0	0	13.50	2	0	0	0	0	2.0	4	3	0	0	1	2	3	1	0	600	1	0	.600	
Gore, J	0	0	0.00	12	0	0	0	0	1.0	3	0	0	0	0	0	0	0	0	1	0	0	.000	
Graterol, B	6	0	1.71	12	9	0	0	0	52.2	32	10	10	2	3	21	50	2	0	179	1	0	.179	
Hackimer, T	4	2	3.27	27	0	0	0	0	41.1	30	16	15	5	15	19	48	1	0	204	1	0	.204	
Jax, G	4	5	2.67	20	20	0	0	0	111.1	98	38	33	5	6	24	84	4	1	235	1	0	.235	
Jay, T	1	2	4.82	17	0	0	0	1	28.0	36	19	15	1	4	19	27	1	0	308	1	0	.308	
Knight, D	1	0	1.59	12	0	0	0	5	11.1	4	2	2	1	1	3	14	0	0	108	1	0	.108	
Lujan, H	0	0	4.15	12	0	0	0	0	17.1	24	8	8	1	2	8	19	1	0	329	1	0	.329	
Mason, R	2	0	2.35	15	0	0	0	7	23.0	22	6	6	0	0	4	28	0	0	247	1	0	.247	
Mejia, A	0	0	0.00	4	4	0	0	0	5.0	2	0	0	0	0	1	7	1	0	111	1	0	.111	
Moran, J	2	2	4.98	20	0	0	0	0	34.1	27	19	19	3	4	23	50	4	0	220	1	0	.220	
Moya, G	1	1	1.23	8	1	0	0	0	14.2	10	2	2	1	0	3	20	0	0	185	1	0	.185	
Ober, B	1	3	0.38	4	2	0	0	0	24.0	10	2	1	1	0	2	34	0	0	123	1	0	.123	
Palm, T	1	1	3.00	2	0	0	0	0	3.0	2	3	1	0	0	1	2	1	0	222	1	0	.222	
Phillips, A	2	2	4.36	22	1	0	0	5	33.0	30	17	16	4	0	13	30	2	0	240	1	0	.240	
Poppen, S	2	3	4.40	8	7	0	0	0	28.2	30	16	14	0	4	17	39	1	0	275	1	0	.275	
Ramirez, W	1	4	4.76	8	1	0	0	0	11.1	8	7	6	1	5	15	1	0	0	190	1	0	.190	
Sammons, B	5	6	4.24	17	16	1	0	0	80.2	67	39	38	11	3	36	85	4	0	224	1	0	.224	
Sands, C	0	0	4.60	1	1	0	0	0	4.0	4	2	2	0	1	1	6	0	0	267	1	0	.267	
Smeltzer, D	3	1	0.50	5	5	0	0	0	30.0	19	3	2	0	1	3	33	0	0	183	1	0	.183	
Stashak, C	2	3	4.76	19	0	0	0	4	28.1	28	25	15	4	2	5	40	0	0	250	1	0	.250	
Vasquez, A	1	1	5.40	14	0	0	0	2	16.2	14	11	10	0	3	16	18	1	0	222	1	0	.222	
Vizcaya, A	2	2	0.78	26	2	0	0	4	46.0	32	5	4	2	2	20	48	3	0	199	1	0	.199	
Weiss, Z	1	2	5.94	10	0	0	0	0	16.2	18	13	11	3	0	12	20	3	1	305	1	0	.305	
TEAM TOTAL	76	63	3.44	139	139	3	17	43	1206.1	1077	528	461	75	89	440	1270	70	5	.239				



SINGLE-A FT. MYERS

FT. MYERS MIRACLE

Florida State League - Single-A (28th year)
2019 Record: 74-59 (2nd in South)

14400 Six Mile Cypress Parkway
Ft. Myers, FL 33912
(239) 768-4210
FAX: (239) 768-4211

President/General Manager Chris Peters
Media Relations Marshall Kelnor
Stadium Hammond Stadium
Capacity 8,730

Manager Toby Gardenhire
Hitting Coach Matt Borgschulte
Pitching Coaches Luis Ramirez/Nat Ballenberg
Trainer Ben Myers
Strength and Conditioning Coach Chuck Bradway

2019 FT. MYERS FINAL STATISTICS

PLAYER	AVG	G	AB	R	H	2B	3B	HR	RBI	SF	SH	HB	BB	SO	SB	CS	E	OBP	
Baddoo, A	.214	29	117	15	25	3	3	4	9	1	0	1	12	39	6	2	2	.290	
Banuelos, D	.163	45	153	7	25	4	1	0	11	0	0	4	3	62	1	0	4	.200	
Bechtold, A	.274	59	190	18	52	8	1	2	26	2	0	0	23	52	2	0	8	.349	
Blankenhorn, T	.269	15	52	6	14	4	0	1	3	0	0	0	9	12	0	0	1	.377	
Cabbage, T	.222	81	284	41	63	19	3	9	37	1	0	3	21	97	5	1	6	.282	
Casanova, I	.273	3	11	0	6	1	0	0	0	0	0	0	0	3	0	0	0	.273	
Celestino, G	.300	8	30	6	9	4	0	0	3	1	0	0	2	4	0	0	0	.333	
Contreras, M	.101	27	79	7	8	3	0	0	6	2	0	4	12	23	5	0	0	.247	
Costello, R	.213	68	216	35	46	11	0	8	25	1	0	1	40	64	0	0	12	.337	
Cron, C	.250	1	4	1	1	0	0	1	1	0	0	0	0	0	0	0	0	.250	
Cruz, N	.286	2	7	0	2	0	0	0	0	0	0	0	0	3	0	0	0	.286	
Davis, M	.130	26	77	8	10	3	0	0	3	1	0	0	10	44	0	1	3	.227	
De La Trinidad, E	.243	55	181	24	44	5	2	3	20	2	0	4	14	36	0	0	1	.308	
Diaz, L	.290	57	214	34	62	11	1	13	36	4	0	2	14	40	0	0	4	.333	
Encarnacion, Y	.264	29	91	9	24	3	0	1	13	4	0	2	8	18	1	1	7	.333	
Grzelakowski, T	.138	10	29	2	4	1	0	0	1	0	0	0	6	9	0	0	2	.286	
Helman, M	.197	82	284	26	56	13	1	3	25	3	1	17	40	3	3	9	243		
Jeffers, R	.256	79	281	35	72	11	0	10	40	2	0	4	28	64	0	0	2	.330	
Larnach, T	.316	84	320	33	101	26	1	6	44	4	0	2	35	74	4	1	3	.382	
Lee, H	.136	9	22	3	3	0	0	0	4	1	0	1	5	3	0	0	1	.310	
Lewis, R	.238	94	383	55	91	17	3	10	35	5	0	3	27	90	16	8	15	.289	
Macle, J	.261	55	199	29	52	6	2	3	17	3	1	5	21	30	14	7	1	.342	
Miranda, G	.248	118	440	48	109	25	1	8	55	4	0	10	24	54	0	0	13	.299	
Pearson, J	.262	35	122	12	32	9	2	1	9	2	0	0	10	22	7	0	0	.313	
Rortvedt, B	.238	24	80	13	19	4	0	0	1	3	0	1	12	16	0	0	2	.340	
Sano, M	.800	2	5	3	4	0	0	1	3	0	0	1	1	0	0	0	0	.857	
Schales, B	.182	9	33	3	6	2	0	0	3	0	0	0	3	11	0	1	2	.250	
Torreyes, R	.222	2	9	0	2	0	0	0	0	0	0	0	0	2	0	0	0	.222	
Weiss, A	.000	2	6	0	0	0	0	0	0	0	0	0	0	4	0	0	0	.000	
Whitfield, A	.220	81	268	27	59	17	0	4	22	3	1	3	20	89	25	8	2	.279	
Williams, C	.073	15	41	3	3	0	0	1	2	1	0	1	8	20	1	0	0	.235	
Ziegler, M	.146	18	48	3	7	2	0	0	1	0	0	0	7	18	1	0	2	.255	
TEAM TOTAL	.236	133	4276	504	1008	216	22	91	465	45	3	53	392	1043	91	33	122	.305	
PITCHER	W	L	ERA	G	GS	CG	SH	SV	IP	H	R	ER	HR	HB	BB	SO	WP	BK	BAA
Acosta, M	7	4	2.85	27	7	0	0	0	82.0	79	36	26	6	5	28	75	7	0	.255
Allen, C	0	0	0.00	4	1	0	0	0	4.0	3	0	0	0	0	0	4	0	0	.214
Balazovic, J	6	4	2.84	15	14	0	0	0	73.0	52	25	23	3	5	21	96	0	0	.193
Barnes, C	3	2	6.51	8	8	0	0	0	37.1	42	27	27	3	2	20	35	2	0	.288
Bechtold, A	0	0	9.00	1	0	0	0	0	1.0	1	1	1	1	0	0	0	0	0	.250
Beck, T	0	0	0.00	1	0	0	0	0	1.0	1	0	0	0	0	0	1	0	0	.250
Blank, J	0	0	0.00	2	0	0	0	0	1.1	0	0	0	0	0	2	3	0	0	.000
Cano, Y	0	0	2.77	8	0	0	0	2	13.0	9	4	4	2	0	10	13	2	0	.196
Chalmers, D	1	1	3.38	5	5	0	0	0	21.1	12	10	8	0	0	15	29	3	0	.164
Colina, E	4	2	2.34	10	10	0	0	0	61.2	53	20	16	3	4	15	61	5	0	.232
Costello, R	0	0	0.00	1	0	0	0	0	0.1	2	0	0	0	0	0	0	0	0	.667
Dobnak, R	3	0	0.40	4	4	0	0	0	22.1	18	1	1	0	1	4	14	0	0	.225
Duran, J	2	9	3.23	16	15	0	0	0	78.0	63	29	28	5	4	31	95	9	0	.224
Enlow, B	4	4	3.58	13	12	0	0	0	69.1	61	31	26	4	6	23	51	5	3	.237
Faucher, C	3	2	4.42	34	0	0	0	2	55.0	59	31	27	2	1	22	61	4	0	.280
Funderburk, K	0	0	0.00	1	0	0	0	0	3.1	2	0	0	0	0	1	2	0	0	.167
Gomez, M	0	2	3.00	13	0	0	0	4	21.0	11	9	7	3	3	9	30	2	0	.155
Hackimer, T	2	0	0.59	9	0	0	0	1	15.1	3	1	1	0	5	8	27	2	0	.064
Howell, T	0	0	18.00	2	0	0	0	0	2.0	4	4	4	1	1	2	3	0	0	.400
Lujan, H	2	4	2.18	21	0	0	0	6	41.1	33	16	10	1	1	7	36	1	0	.220
Mejia, A	0	0	0.00	2	2	0	0	0	2.0	2	0	0	0	0	0	3	0	0	.250
Molina, D	0	0	3.18	7	0	0	0	2	11.1	11	5	4	1	2	2	15	4	0	.256
Neff, Z	3	2	3.74	19	0	0	0	6	33.2	35	20	14	1	1	9	39	0	0	.267
Ober, B	4	0	0.99	8	8	0	0	0	45.2	39	8	5	1	1	6	53	0	0	.231
Phillips, A	3	2	0.79	20	0	0	0	4	34.0	18	5	3	0	2	8	44	1	0	.162
Quezada, J	7	2	3.44	33	0	0	0	2	52.1	50	29	20	2	1	28	49	11	0	.250
Ramirez, R	1	1	8.03	8	0	0	0	1	12.1	15	12	11	0	3	6	17	0	0	.300
Record, J	4	3	5.98	28	0	0	0	3	46.2	53	36	31	1	1	15	52	3	0	.275
Sammons, B	4	0	0.94	8	8	0	0	0	38.1	32	8	4	1	0	13	46	0	0	.227
Sands, C	5	2	2.25	9	9	0	0	0	52.0	36	16	13	4	2	7	53	1	0	.199
Vallimont, C	2	2	3.63	4	4	0	0	0	22.1	15	9	9	0	0	4	28	0	0	.185
Vizcaya, A	1	1	2.22	15	0	0	0	7	28.1	19	10	7	1	2	10	35	2	1	.192
Watson, T	1	5	3.62	23	18	0	0	1	112.0	105	50	45	6	5	31	88	12	1	.250
Wells, L	2	5	4.09	9	8	0	0	0	44.0	48	23	20	1	2	12	30	2	2	.293
TEAM TOTAL	74	59	3.11	133	133	0	18	45	1138.2	986	476	394	53	60	369	1188	78	7	.234



SINGLE-A CEDAR RAPIDS

CEDAR RAPIDS KERNELS

Midwest League - Single-A (6th year)

2019 Record: 78-62 (4th in Western)

950 Rockford Road SW
Cedar Rapids, Iowa 52404
(319) 363-3887
FAX: (319) 363-5631

President Greg Seyfer
Chief Executive Officer Doug Nelson
General Manager Scott Wilson
Play-by-Play Radio Morgan Hawk and Chris Kleinhans-Schulz
Baseball Communications/Media Relations Andrew Pantini

Stadium Veterans Memorial Stadium
Capacity 5,300
Manager Brian Dinkelman
Hitting Coach Ryan Smith
Pitching Coaches Virgil Vasquez/Jared Gaynor
Coach Luis Rodriguez
Trainer Tyler Blair
Strength and Conditioning Coach Connor Derrickson

2019 CEDAR RAPIDS FINAL STATISTICS

PLAYER	AVG	G	AB	R	H	2B	3B	HR	RBI	SF	SH	HB	BB	SO	SB	CS	E	OBP	
Akins, J.	.201	90	329	45	66	11	4	11	40	3	0	4	26	121	10	4	2	.265	
Arias, J.	.128	15	47	4	6	1	0	2	10	0	0	0	14	14	0	1	1	.154	
Banuelos, D	.214	18	56	7	12	4	1	2	9	0	0	0	8	19	1	2	2	.313	
Bechtold, A	.249	66	205	32	51	14	1	5	25	0	0	0	40	69	4	3	7	.367	
Buxton, B	.500	1	2	2	1	1	0	0	0	0	0	0	0	0	0	0	0	.667	
Cabbage, T	.313	18	62	16	21	1	0	6	16	0	0	1	9	20	2	0	1	.403	
Casanova, T	.206	55	175	20	36	10	4	4	23	1	0	4	48	66	6	5	2	.290	
Celestino, G	.276	117	450	52	124	24	3	10	51	1	0	4	48	81	14	8	7	.350	
Cronin, J	.346	8	26	8	17	2	2	0	10	0	0	0	12	19	0	0	0	.414	
Davis, M	.266	21	64	10	17	2	0	3	10	0	0	0	17	38	0	0	2	.288	
De La Torre, R	.173	33	104	10	18	2	1	2	10	0	0	3	10	58	0	0	4	.263	
Encarnacion, Y	.254	34	264	27	67	4	4	2	22	3	2	2	25	56	6	8	16	.320	
Gray, S	.313	4	16	0	5	0	0	0	1	0	0	0	1	0	0	0	0	.353	
Hadley, N	.000	4	0	0	0	0	0	0	0	0	0	0	0	0	0	0	0	.000	
Hirabayashi, J	.000	4	14	0	0	0	0	0	0	0	0	0	1	5	0	0	0	.067	
Isola, A	.268	18	56	7	15	3	0	2	9	1	0	0	5	9	0	0	4	.323	
Javier, W	.177	80	300	43	53	9	1	11	37	0	0	7	35	116	2	0	17	.278	
Keirse, D	.137	36	124	9	17	1	1	0	11	1	0	0	18	40	2	0	2	.245	
Lee, H	.121	20	58	7	7	0	0	2	4	1	1	1	9	15	0	0	5	.246	
Maciel, G	.309	45	162	28	50	3	4	0	17	6	0	1	23	31	8	1	1	.395	
Ozoria, D	.190	58	163	21	31	2	0	1	6	1	1	3	15	45	15	2	7	.269	
Pearson, J	.220	82	286	35	63	13	0	4	32	5	0	0	33	63	12	5	0	.298	
Prato, A	.286	2	7	0	2	0	0	0	1	0	0	0	1	2	0	0	0	.375	
Rodriguez, B	.208	55	202	20	42	9	0	5	19	0	0	3	12	54	0	0	4	.263	
Schmidt, K	.053	11	38	0	7	1	0	0	1	1	0	0	3	13	0	1	1	.119	
Severino, Y	.244	21	78	7	16	1	0	0	8	1	0	0	4	17	4	2	3	.302	
Snyder, G	.259	114	424	63	110	21	4	19	58	4	1	0	44	109	4	9	7	.338	
Steer, S	.260	44	173	26	45	12	0	2	20	0	0	0	19	28	3	0	0	.300	
Thomas, D	.000	0	0	0	0	0	0	0	0	0	0	0	0	0	0	0	0	.000	
Urena, E	.225	43	129	16	29	8	0	1	11	1	0	0	14	38	3	0	8	.299	
Wade Jr, M	.225	12	44	7	9	3	0	0	6	0	0	0	4	12	0	0	0	.278	
Wallner, M	.205	42	144	1	29	0	0	0	6	0	0	4	5	14	0	0	1	.340	
Webb, T	.235	39	136	15	32	2	1	2	15	0	0	0	19	34	3	0	1	.333	
Weiss, A	.180	28	100	9	18	7	0	3	10	0	0	3	6	55	0	0	4	.248	
Williams, C	.218	59	188	33	41	12	3	10	30	3	0	0	42	57	0	0	5	.356	
TEAM TOTAL	.227	140	4502	575	1020	193	36	109	514	38	5	56	517	1279	94	38	143	.312	
PITCHER	W	L	ERA	G	GS	CG	SH	SV	IP	H	R	ER	HR	HB	BB	SO	WP	BK	BAA
Balan, P	0	1	2.00	1	0	0	0	0	1.1	1	3	0	0	0	2	2	0	0	.167
Balazovic, J	2	1	2.18	4	4	0	0	0	20.2	15	7	5	0	0	4	33	0	0	.195
Bechtold, A	2	0	0.00	1	0	0	0	0	1.0	0	0	0	0	0	1	0	0	0	.000
Blank, J	2	0	0.00	2	0	0	0	0	3.0	1	0	0	0	1	4	3	0	0	.100
Cabezas, A	5	1	3.54	23	22	1	1	0	114.1	95	51	45	11	15	40	90	9	2	.225
Canterino, M	1	1	1.35	5	5	0	0	0	20.0	6	5	3	0	2	7	25	1	0	.091
Casanova, T	0	0	5.40	1	0	0	0	0	1.2	4	1	1	0	0	0	0	0	0	.444
Cha, E	0	0	0.00	2	0	0	0	1	5.0	2	0	0	0	0	4	0	0	0	.125
Cronin, J	0	0	0.00	1	0	0	0	0	1.0	0	0	0	0	0	0	0	0	0	.000
Encarnacion, Y	0	0	0.00	1	0	0	0	0	0.2	0	0	0	0	0	0	0	0	0	.000
Enlow, B	4	3	4.57	8	8	0	0	0	41.1	42	24	21	4	2	15	44	6	4	.250
Funderburk, K	1	1	3.48	12	10	0	0	0	50.0	46	30	26	1	4	25	55	9	0	.241
Gomez, M	1	2	2.84	19	0	0	0	6	31.2	17	12	10	2	0	12	48	3	0	.155
Hadley, N	2	1	2.10	15	0	0	0	2	25.2	17	7	6	2	1	12	30	0	0	.191
Howell, T	0	0	3.18	5	0	0	0	2	5.2	3	3	2	0	1	7	1	1	0	.158
Lawerlyson, C	0	0	0.00	5	1	0	0	0	5.0	2	0	0	0	1	1	4	0	0	.118
Martinez, J	8	3	2.98	35	0	0	0	0	63.1	49	25	21	2	6	29	48	4	0	.215
Molina, D	2	1	2.12	19	0	0	0	9	29.2	20	8	7	1	9	46	3	0	0	.187
Neft, Z	3	0	2.31	19	0	0	0	2	39.0	28	15	10	0	1	15	50	1	0	.192
Ozoria, D	3	0	13.50	2	0	0	0	0	1.1	6	2	0	0	0	0	0	0	0	.600
Palm, J	10	4	3.09	25	17	0	0	0	99.0	97	62	45	3	7	37	77	0	0	.253
Perez, J	3	3	3.56	18	0	0	0	1	30.1	30	18	12	2	2	11	26	2	0	.261
Ramirez, R	1	1	2.30	16	0	0	0	5	27.1	22	8	7	1	2	11	28	2	0	.216
Rapp, B	5	1	5.62	33	3	0	0	0	65.2	67	44	41	7	3	36	60	8	0	.266
Record, J	0	0	0.00	7	0	0	0	5	8.1	1	2	0	1	1	1	16	0	0	.036
Rijo, L	5	5	8.26	19	19	0	0	0	107.0	89	46	34	5	4	23	99	5	1	.225
Sands, C	2	1	3.05	8	8	0	0	0	41.1	41	14	14	0	4	11	49	5	0	.258
Schick, A	5	2	6.35	21	0	0	0	0	34.0	28	26	24	4	5	26	44	1	0	.226
Schuller, A	7	6	3.96	30	13	0	0	1	97.2	73	48	43	9	9	47	124	11	0	.208
Suniga, C	3	2	5.18	28	0	0	0	2	41.2	46	28	24	8	1	12	51	5	1	.269
Teng, K	4	0	1.60	9	8	0	0	0	50.2	40	16	9	1	5	14	49	6	0	.212
Thomas, D	2	1	2.00	11	0	0	0	0	18.0	18	6	4	1	0	7	12	2	0	.277
Torres, F	0	1	9.00	1	0	0	0	0	1.0	1	1	1	0	0	2	1	0	0	.250
Winder, J	7	2	2.65	21	21	2	0	0	125.2	93	43	37	10	5	30	118	5	0	.205
TEAM TOTAL	78	62	3.37	140	140	3	11	38	1209.0	1000	555	453	77	88	455	1240	90	10	.223



ROOKIE ELIZABETHTON

ELIZABETHTON TWINS

Appalachian League - Rookie (45th year)

2019 Record: 33-34 (4th in West)

300 West Mill Street
Elizabethton, TN 37643
(423) 547-6441
FAX: (423) 547-6442

President Chris Allen
Vice President Jeremy Boler
Stadium Joe O'Brien Field
Capacity 2,500

Manager Ray Smith
Hitting Coach Jeff Reed
Pitching Coach Richard Salazar
Coach Takashi Miyoshi
Trainer Matt Kalies
Strength Coach Cesar Castillo

2019 ELIZABETHTON FINAL STATISTICS

PLAYER	AVG	G	AB	R	H	2B	3B	HR	RBI	SF	SH	HB	BB	SO	SB	CS	E	OBP
De La Cruz, Y	.222	8	27	0	6	2	0	0	6	0	0	0	5	8	0	0	2	.344
De La Torre, R	.156	10	32	0	5	1	0	0	0	0	0	2	6	15	0	1	3	.325
Garry Jr., W	.228	55	197	31	45	6	3	5	23	1	1	6	15	61	5	3	4	.301
Gray, S	.225	57	218	34	49	15	0	11	36	1	1	7	30	53	4	1	9	.336
Holland, W	.192	36	125	22	24	2	0	7	16	0	1	5	14	44	8	1	6	.299
Isola, A	.400	7	25	7	10	2	0	1	8	1	0	2	0	10	1	0	3	.429
Jensen, T	.246	38	122	17	30	4	2	1	12	4	0	3	16	29	2	2	7	.338
Keirse, D	.217	7	23	4	5	0	0	0	3	1	0	0	6	8	1	0	1	.367
Mack, C	.234	53	205	33	48	8	1	8	28	1	0	3	21	60	0	2	10	.313
Ozoria, D	.000	2	5	1	0	0	0	0	0	1	0	0	3	2	0	0	0	.375
Phillips, P	.231	39	147	21	34	7	0	5	18	0	0	10	18	49	0	1	3	.354
Prato, A	.267	45	161	20	43	7	1	2	17	3	0	10	19	24	3	2	13	.373
Salva, K	.253	27	91	10	23	2	0	3	12	1	0	4	8	25	0	0	1	.337
Santana, R	.276	40	145	25	40	7	2	1	12	0	1	4	18	31	2	1	5	.371
Schmidt, K	.333	5	18	1	6	1	0	0	4	0	0	0	1	4	0	0	0	.368
Smith, M	.286	55	213	37	61	12	1	7	28	4	0	2	22	58	4	3	3	.353
Steer, S	.325	20	77	14	25	6	1	2	13	1	0	2	15	5	0	1	7	.442
Villalobos, J	.232	28	99	14	23	6	0	3	17	0	0	1	6	24	0	0	4	.283
Wallner, M	.269	53	208	35	56	18	1	6	28	0	0	11	19	66	1	1	7	.361
Webb, T	.304	12	46	7	14	5	0	0	7	2	0	2	4	8	1	1	0	.370
Weiss, A	.260	23	96	17	25	4	1	9	25	3	0	2	4	37	0	0	0	.295
TEAM TOTAL	.251	67	2280	350	572	115	13	71	314	23	4	76	250	621	32	20	108	.342

PITCHER	W	L	ERA	G	GS	CG	SH	SV	IP	H	R	ER	HR	HB	BB	SO	WP	BK	BAA
Baez, Y	0	1	9.00	4	0	0	0	0	4.0	3	4	4	1	0	2	6	0	0	.188
Beck, T	1	0	1.23	8	0	0	0	1	14.2	14	2	2	2	1	4	19	4	0	.259
Benninghoff, T	2	4	6.28	11	8	0	0	0	38.2	41	33	27	4	1	21	44	7	0	.272
Bentley, D	2	3	4.38	19	0	0	0	2	37.0	35	23	18	2	0	13	41	4	3	.241
Berroa, P	2	1	4.55	7	7	0	0	0	31.2	29	19	16	4	1	16	37	5	0	.244
Cha, E	5	1	3.34	13	0	0	0	0	29.2	37	19	11	1	0	14	32	4	0	.301
Cruz, S	1	0	2.90	17	0	0	0	1	31.0	22	12	10	1	2	23	48	5	0	.198
Dum, B	4	2	3.21	8	0	0	0	0	14.0	14	7	5	1	1	0	20	1	0	.241
German, O	3	1	3.11	16	0	0	0	0	37.2	30	14	13	3	10	10	47	3	0	.221
Gipson-Long, S	0	1	5.40	6	6	0	0	0	18.1	28	15	11	2	0	4	23	1	0	.337
Griffith, O	0	0	0.77	7	1	0	0	1	11.2	7	1	1	0	0	6	15	0	0	.184
Gross, B	3	3	4.30	11	11	0	0	0	52.1	56	30	25	3	3	14	49	9	0	.273
Hadley, N	1	0	1.13	6	0	0	0	1	8.0	4	1	1	0	1	1	13	1	0	.148
Headrick, B	0	0	0.00	3	2	0	0	0	3.2	2	2	0	0	0	5	2	0	0	.182
Laweryson, C	1	1	1.76	10	6	0	0	1	41.0	25	9	8	2	1	9	59	4	0	.174
Marin, A	2	4	5.92	11	11	0	0	0	48.2	53	37	32	6	6	22	68	4	1	.265
Perez, J	0	0	0.00	2	0	0	0	0	2.2	1	2	0	0	1	1	3	0	0	.100
Shreve, R	2	2	3.40	14	2	0	0	3	45.0	55	21	17	3	2	7	58	5	0	.301
Smith, M	0	0	0.00	1	0	0	0	0	1.0	0	0	0	0	0	0	0	0	0	.000
Thomas, D	1	1	1.69	11	0	0	0	4	16.0	19	7	3	0	0	4	21	2	0	.284
Torres, F	1	1	4.57	19	0	0	0	2	41.1	42	26	21	7	1	10	56	8	0	.251
Varland, L	0	1	2.08	3	1	0	0	0	8.2	9	2	2	1	0	4	10	1	0	.257
Widell, R	2	7	6.50	12	12	0	0	0	54.0	53	45	39	9	6	24	60	9	0	.257
TEAM TOTAL	33	34	4.04	67	67	0	1	16	590.2	579	331	265	52	37	214	731	77	4	.253



GULF COAST LEAGUE

GULF COAST LEAGUE TWINS

Gulf Coast League - Rookie (29th year)

2019 Record: 30-21 (2nd in South)

14110 Six Mile Cypress Parkway

Ft. Myers, FL 33912

(239) 533-7640

FAX: (239) 485-2448

Stadium Bill Smith Field at CenturyLink Sports Complex

Manager Robbie Robinson

Hitting Coach Nate Rasmussen

Pitching Coach Zach Bove

Pitching Coach Carlos Hernandez

Trainer Asja Morello

Strength Coach Nick Cioffi

2019 GCL TWINS FINAL STATISTICS

PLAYERS	AVG	G	AB	R	H	2B	3B	HR	RBI	SF	SH	HB	BB	SO	SB	CS	E	OBP
Aguilar, C	.056	7	18	2	1	0	0	0	0	0	0	0	1	11	0	0	1	.105
Baez, L	.091	5	11	1	1	0	0	0	0	0	0	0	0	5	1	0	1	.091
Caceres, J	.172	31	87	9	15	2	0	0	7	1	2	3	11	22	4	1	6	.284
Cavaco, K	.172	25	87	9	15	4	0	1	6	0	0	1	4	35	1	1	2	.217
Craig, A	.235	30	81	18	19	1	0	0	6	1	0	0	26	16	6	3	4	.417
Cron, C	.000	1	4	0	0	0	0	0	0	0	0	0	0	0	0	0	0	.000
Donaldson, C	.158	7	19	2	3	0	0	0	0	0	0	2	2	4	1	0	0	.304
Feliz, J	.228	42	149	19	34	9	3	4	18	0	0	4	8	33	2	2	9	.286
Gandy, B	.240	27	75	11	18	4	1	0	8	2	1	2	13	32	6	4	0	.359
Grzelakowski, T	.200	5	10	5	2	0	0	0	0	0	0	0	7	3	0	0	0	.529
Guzman, A	.111	4	9	0	1	0	0	0	0	0	0	0	1	1	0	0	1	.200
Heredia, V	.257	40	136	17	35	5	0	1	18	2	0	3	16	31	1	1	2	.344
Hirabayashi, J	.231	29	78	15	18	2	1	2	17	1	0	6	18	24	7	2	3	.408
Jones, E	.125	5	16	0	2	0	0	0	1	0	0	0	4	2	0	0	0	.300
Martinez, F	.200	43	135	20	27	7	3	5	20	0	0	1	16	57	3	0	0	.289
Milla, L	.197	27	71	9	14	2	1	0	7	2	0	1	4	22	2	0	2	.244
Morales, J	.236	36	110	24	26	7	3	3	16	0	0	4	20	18	0	1	4	.373
Phillips, P	.351	15	57	8	20	2	1	1	8	2	0	2	4	13	1	0	0	.400
Raley, L	.368	5	19	1	7	0	0	0	1	2	1	0	0	2	0	0	0	.350
Rivera, E	.164	39	110	8	18	3	1	0	12	1	0	3	15	33	2	2	2	.279
Rooker, B	.333	2	6	2	2	0	0	0	0	0	0	0	1	0	0	0	0	.429
Schmidt, K	.167	9	30	4	5	1	0	0	5	1	0	1	2	7	1	0	0	.235
Severino, Y	.227	6	22	2	5	1	1	1	2	0	0	0	0	6	0	0	1	.227
Smith, L	.281	9	32	1	9	5	0	0	1	0	0	1	2	11	0	0	0	.343
Toribio, S	.161	23	56	6	9	2	1	0	7	1	1	0	7	24	0	1	2	.250
Valdespin, J	.125	2	8	1	1	1	0	0	0	0	0	0	0	0	0	0	0	.125
Valdez, W	.323	29	93	15	30	6	0	4	13	0	0	0	9	29	1	1	5	.382
Ziegler, M	.179	10	28	3	5	0	0	0	2	0	0	0	4	15	0	0	0	.303
TEAM TOTAL	.220	51	1557	212	342	65	16	23	176	15	4	35	195	456	39	19	52	.317

PITCHER	W	L	ERA	G	GS	CG	SH	SV	IP	H	R	ER	HR	HB	BB	SO	WP	BK	BAA
Balan, P	1	0	9.28	8	0	0	0	0	10.2	12	11	11	0	1	8	15	1	0	.286
Beck, T	0	2	5.27	9	0	0	0	0	13.2	16	9	8	0	0	6	23	6	0	.276
Breek, D	1	2	0.74	10	7	0	0	0	36.1	21	10	3	0	6	19	38	2	1	.165
Cano, Y	0	0	13.5	2	0	0	0	0	2.0	1	4	3	0	0	4	2	0	0	.143
Canterino, M	0	0	1.80	2	2	0	0	0	5.0	2	1	1	0	0	1	6	0	0	.118
Chalmers, D	1	0	4.05	4	4	0	0	0	13.1	8	7	6	0	2	8	19	0	0	.182
Escobar, A	5	2	3.83	11	6	0	0	0	42.1	33	18	18	3	2	13	37	3	2	.221
Gillespie, E	3	1	2.16	12	1	0	0	2	16.2	14	5	4	2	0	4	18	2	0	.226
Gonsalves, S	0	1	2.00	5	5	0	0	0	9.0	6	2	2	2	0	0	16	1	0	.182
Gore, J	0	0	0.00	1	0	0	0	0	0.2	0	0	0	0	0	3	2	1	0	.000
Grace, R	1	2	5.14	6	5	0	0	0	21.0	23	14	12	1	2	9	24	6	0	.264
Graterol, B	0	0	0.00	2	2	0	0	0	3.0	1	0	0	0	0	0	4	0	0	.111
Guevara, J	1	1	2.79	13	0	0	0	2	19.1	17	7	6	0	0	13	21	1	2	.233
Hanner, B	2	3	4.39	11	0	0	0	1	26.2	16	14	13	1	4	12	30	6	0	.180
Hildenberger, T	0	0	2.25	3	0	0	0	0	4.0	4	1	1	0	0	0	4	0	0	.235
Moran, J	0	0	0.00	3	0	0	0	0	3.1	2	0	0	0	0	2	5	0	0	.167
Moreno, D	1	0	0.00	2	0	0	0	0	2.0	2	0	0	0	0	1	0	0	0	.286
Navas, J	1	1	6.75	12	0	0	0	0	21.1	23	17	16	2	5	13	23	2	0	.284
Ober, B	1	0	0.00	2	1	0	0	0	9.0	6	2	0	0	1	1	13	1	0	.176
Ramirez, R	0	0	0.00	2	0	0	0	0	3.0	2	0	0	0	0	1	5	2	0	.182
Ramirez, W	0	0	0.00	4	0	0	0	0	5.0	1	0	0	0	0	1	8	0	0	.063
Reyes, R	1	0	7.11	4	0	0	0	0	6.1	8	7	5	0	1	5	9	2	0	.308
Rimmel, N	3	1	2.15	9	7	0	0	0	37.2	30	11	9	1	1	8	34	7	0	.219
Rodriguez, M	2	2	2.48	9	5	0	0	0	32.2	29	10	9	1	1	11	39	1	0	.236
Swain, M	1	0	4.66	11	2	0	0	3	19.1	22	13	10	1	1	10	21	2	0	.289
Theetge, S	3	0	3.09	8	1	0	0	1	11.2	12	5	4	0	0	2	9	0	0	.273
Toledo, J	2	1	4.18	10	2	0	0	0	23.2	22	14	11	1	3	12	27	1	1	.253
Vasquez, A	0	0	0.00	1	0	0	0	0	2.0	0	0	0	0	0	1	6	1	0	.000
Wells, L	0	1	5.40	1	1	0	0	0	5.0	6	3	3	0	2	0	9	0	0	.273
Windeler, N	0	1	4.91	10	0	0	0	0	14.2	20	14	8	0	2	5	15	1	1	.317
TEAM TOTAL	30	21	3.47	51	51	0	5	17	420.1	359	199	162	15	35	172	483	49	7	.230

DOMINICAN REPUBLIC BASEBALL ACADEMY

DOMINICAN SUMMER LEAGUE TWINS

Dominican Summer League
2019 Record: 24-40 (7th in South)

Academia de Minnesota Twins
Kilómetro 2 carretera de Jubey
Boca Chica
Santo Domingo Este

2019 DOMINICAN ACADEMY STAFF

Seth Feldman..... Manager
Jairo Rodriguez..... Hitting Coach
Kevin Rodriguez..... Pitching Coach
Dan Urbina..... Pitching Coach
Jimmy Alvarez..... Coach
Carlos Frias..... Trainer
Wladimir Morales..... Trainer
Juan Carlos Pinto..... Strength & Conditioning Coach
Miguel Cabrera..... Strength & Conditioning Coach
Luis Lajara..... Scout - Southwest D.R.
Daniel Sanchez..... Scout - Santo Domingo
Eduardo Soriano..... Coordinator - D.R. Scouting

Manuel Luciano..... Scout - Santiago
Eury Luis..... Scout - Eastern D.R.
Francisco Solano..... Academy Administrator
Carlos Naut..... Academy Assistant
Nataly Burgos..... Academy Administrative Assistant
Pierre Jacotin..... Education Liaison
Adolfo Perez..... Clubhouse/Laundry
Elever..... Kitchen and Housekeeping Provider
Cenapac..... Education Provider
Berlitz..... English Language Services Provider
Wilkin Mora..... Maintenance Lead
Cristian Balbuena..... Maintenance Assistant

2019 DSL FINAL STATISTICS

PLAYER	AVG	G	AB	R	H	2B	3B	HR	RBI	SF	SH	HB	BB	SO	SB	CS	E	OBP
Acevedo, H	.183	28	93	12	17	7	1	2	7	0	0	3	12	26	0	0	6	.296
Andujar, J	.172	44	151	15	26	3	0	3	14	0	0	1	12	56	1	2	9	.238
Baez, L	.307	40	127	35	39	5	4	5	14	1	0	5	24	27	16	3	2	.433
Castro, W	.196	31	92	9	18	4	0	0	11	1	0	2	23	20	0	1	7	.364
Cespedes, R	.271	42	166	18	45	11	4	1	24	1	0	4	9	32	2	1	11	.322
Diaz, R	.319	41	144	21	46	5	6	1	15	3	0	5	18	26	7	3	3	.406
German, R	.208	15	48	4	10	2	0	0	6	1	0	0	5	22	2	1	4	.278
Lopez, J	.208	39	125	24	26	2	0	1	13	1	0	5	20	55	9	2	11	.338
Mesa, J	.196	17	56	5	11	2	3	1	10	0	0	0	5	20	1	0	12	.262
Olivo, A	.197	23	71	8	14	3	0	0	6	0	0	1	13	20	1	0	6	.329
Pena, A	.281	40	146	20	41	10	0	3	23	0	0	4	13	32	2	2	4	.356
Pena, Y	.244	39	131	17	32	5	0	2	15	1	0	13	14	25	7	4	13	.371
Puente, S	.206	33	97	8	20	1	0	0	6	0	0	1	10	43	1	0	7	.287
Roberto, N	.216	30	111	19	24	5	0	6	16	0	0	3	9	43	4	3	1	.293
Rodriguez, J	.221	40	145	21	32	5	2	2	13	0	1	1	12	22	6	3	14	.285
Rosario, J	.248	42	113	23	28	2	1	0	12	0	0	1	33	21	15	2	11	.422
Urbina, M	.279	50	183	34	51	14	5	2	26	2	0	9	23	14	19	8	1	.382
Vallejo, M	.209	32	110	12	23	8	0	1	15	3	0	6	13	40	3	2	2	.318
TEAM TOTAL	.239	64	2109	305	503	94	26	30	246	14	1	64	268	544	96	37	141	.340

PITCHER	W	L	ERA	G	GS	CG	SH	SV	IP	H	R	ER	HR	HB	BB	SO	WP	BK	BAA
Aria, D	2	4	5.25	17	1	0	0	1	36.0	34	25	21	2	6	27	39	6	1	.248
Bonilla, J	3	2	3.20	11	2	0	0	1	25.1	18	13	9	1	2	12	25	4	1	.202
Castro, W	0	0	0.00	2	0	0	0	0	2.2	2	0	0	0	0	4	2	1	0	.222
Causado, M	1	2	5.91	20	4	0	0	1	32.0	39	25	21	1	4	19	37	2	1	.293
Corporan, O	0	0	27.00	2	0	0	0	0	1.1	3	8	4	0	1	7	1	1	0	.375
De La Cruz, L	5	3	5.01	17	5	0	0	2	50.1	64	40	28	5	6	11	37	4	0	.294
Diaz, R	0	0	27.00	1	0	0	0	0	1.0	2	3	3	1	0	1	2	1	0	.400
Feliz, R	1	4	6.35	16	2	0	0	0	28.1	37	25	20	0	5	12	19	8	0	.311
Garcia, Y	0	2	5.79	13	5	0	0	1	32.2	33	22	21	6	4	16	27	2	0	.266
German, G	0	6	5.53	16	8	0	0	0	42.1	37	31	26	3	8	24	32	18	0	.227
German, S	0	0	5.40	8	0	0	0	0	10.0	8	6	6	0	1	9	12	10	0	.211
Gutierrez, C	2	1	5.73	15	4	0	0	0	44.0	49	36	28	5	4	11	43	7	3	.275
Mateo, Y	1	2	2.48	12	8	0	0	0	36.1	24	12	10	3	5	11	32	4	1	.185
Medina, J	0	2	7.13	8	2	0	0	0	17.2	16	16	14	0	4	11	24	5	1	.229
Moreno, E	2	3	3.35	14	6	0	0	2	40.1	38	25	15	3	2	16	39	6	1	.241
Perez, E	1	1	4.38	6	0	0	0	0	12.1	11	10	6	0	3	7	16	3	0	.239
Pichardo, J	4	1	1.69	14	11	0	0	0	58.2	55	17	11	0	3	9	65	6	3	.248
Ponce, L	0	3	4.11	20	0	0	0	2	30.2	30	27	14	2	6	13	34	12	4	.244
Puente, S	0	0	15.00	4	0	0	0	0	3.0	9	10	5	0	2	4	2	2	0	.500
Reyes, W	1	4	5.67	16	5	0	0	0	33.1	33	28	21	2	6	21	33	14	0	.241
Rosario, J	0	0	6.75	2	0	0	0	0	2.2	4	2	2	0	0	2	1	0	0	.333
Sanchez, F	1	0	1.80	8	1	0	0	2	10.0	7	2	2	1	1	3	6	1	0	.200
TEAM TOTAL	24	40	4.69	64	64	0	4	12	551.0	553	383	287	35	73	250	528	117	16	.255

TWINS 2019 MINOR LEAGUE AWARDS

SHERRY ROBERTSON MINOR LEAGUE PLAYER OF THE YEAR

Trevor Larnach, OF - Ft. Myers, Pensacola

JIM RANTZ MINOR LEAGUE PITCHER OF THE YEAR

Randy Dobnak, RHP - Ft. Myers, Pensacola, Rochester

MINOR LEAGUE PLAYER OF THE WEEK

WEEK	NAME	POS	STATISTICS	AFFILIATE
April 14	Travis Blankenhorn	INF	.333 (8-for-24), 2 2B, 1 HR, 2 RBI, 5 BB	Ft. Myers
April 21	Trey Cabbage	OF	.286 (6-for-21), 1 3B, 3 HR, 9 RBI, 6 BB	Cedar Rapids
April 28	Jaylin Davis	OF	.407 (11-for-27), 3 2B, 2 HR, 6 RBI, 1.148 OPS	Rochester
May 5	Chris Williams	IF	.333 (6-for-18), 3 HR, 6 RBI, 6 R, 1.333 OPS	Cedar Rapids
May 12	Trevor Larnach	OF	.440 (11-for-25), 2 2B, 2 HR, 5 RBI, 7 R, 3 BB, 1.260 OPS	Pensacola
May 19	Lewin Diaz	1B	.333 (9-for-27), 1 2B, 3 HR, 6 RBI, 1.037 OPS	Ft. Myers
May 26	Ryan Jeffers	C	.400 (8-for-20), 2 HR, 4 RBI, 3 BB, .478 OBP	Ft. Myers
June 2	Trevor Larnach	OF	.524 (11-for-21), 2 2B, 2 HR, 7 RBI, 4 R, 1.427 OPS	Ft. Myers
June 9	Jake Cave	OF	.417 (15-for-36), 7 2B, 2 3B, 1 HR, 9 RBI	Rochester
June 16	Williams Astudillo	C/IF	.600 (15-for-25), 3 HR, 9 RBI, 6 R, 1.553 OPS	Rochester
June 23	Brent Rooker	1B/OF	.429 (9-for-21), 2 2B, 3 HR, 10 RBI, 4 BB, 1.488 OPS	Rochester
June 30	Zander Wiel	OF	.433 (13-for-30), 2 HR, 5 2B, 8 RBI, 24 TB, 5 R	Rochester
July 7	Jaylin Davis	OF	.364 (12-for-33), 3 2B, 4 HR, 8 RBI, 2 BB, 1.128 OPS	Rochester
July 14	Royce Lewis	IF	.353 (6-for-17), 2 HR, 3 RBI, 2 BB	Ft. Myers
July 21	Jaylin Davis	OF	.458 (11-for-24), 5 HR, 11 RBI, 5 BB, 12 R, 1.664 OPS	Rochester
July 28	Gilberto Celestino	OF	.385 (10-for-26), 3 2B, 1 HR, 4 RBI, 1 BB, 1.023 OPS	Cedar Rapids
August 4	Gilberto Celestino	OF	.458 (11-for-24), 1 2B, 1 HR, 3 RBI, 2 BB, 1.144 OPS	Cedar Rapids
August 11	Trevor Larnach	OF	.412 (7-for-17), 2 HR, 5 RBI, 4 BB, 1.289 OPS	Pensacola
August 18	Gilberto Celestino	OF	.579 (11-for-19), 3 2B, 2 HR, 5 RBI, 1.689 OPS	Cedar Rapids
August 25	Alex Kirilloff	OF	.444 (12-for-37), 1 2B, 1 HR, 5 RBI, 1.075 OPS	Pensacola
September 1	Zander Wiel	OF	.370 (10-for-27), 4 2B, 3 HR, 7 RBI, 3 BB, 1.271 OPS	Rochester

MINOR LEAGUE PITCHER OF THE WEEK

WEEK	NAME	POS	STATISTICS	AFFILIATE
April 14	Devin Smeltzer	LHP	2-0, 0.00 ERA, 14.0 IP, 5 H, 2 BB, 17 K in 2 starts	Pensacola
April 21	Brusdar Graterol	RHP	0.52 ERA, 17.1 IP, 1 ER, 6 BB, 21 K, .121 BAA in 2 starts	Pensacola
April 28	Lewis Thorpe	LHP	1-0, 8.0 IP, 0 ER, 3 H, 12 K in 1 start	Rochester
May 5	Jorge Alcala	RHP	5.0 IP, 0 ER, 5 H, 0 BB, 8 K in 1 start	Pensacola
May 12	Jordan Balazovic	RHP	1-0, 7.0 IP, 0 H, 0 BB, 10 K in 1 start	Cedar Rapids
May 19	Andrew Cabezas	RHP	1-0, 7.0 IP, 0 ER, 1 H, 0 BB, 9 K in 1 start	Cedar Rapids
May 26	Austin Schuller	RHP	1-0, 8.0 IP, 0 H, 0 ER, 2 BB, 15 K in 2 games	Cedar Rapids
June 2	Jhoan Duran	RHP	6.0 IP, 1 ER, 2 H, 14 K in 1 start	Ft. Myers
June 9	Sean Poppen	RHP	1-0, 0.75 ERA, 12.0 IP, 1 ER, 5 BB, 13 K in 2 starts	Rochester
June 16	Sean Poppen	RHP	1-0, 6.0 IP, 1 ER, 5 H, 9 K in 1 start	Rochester
June 23	Ryley Widell	LHP	4.0 IP, 1 ER, 2 H, 0 BB, 6 K in 1 game	Elizabethton
June 30	Cole Sands	RHP	1-0, 5.0 IP, 0 H, 6 K in 1 start	Ft. Myers
July 7	Luis Rijo	RHP	1-0, 7.0 IP, 0 ER, 1 H, 0 BB, 10 K in 1 start	Cedar Rapids
July 14	Edwar Colina	RHP	7.0 IP, 0 ER, 3 H, 0 BB, 8 K in 1 start	Ft. Myers
July 21	Kai-Wei Teng	RHP	6.0 IP, 0 R, 5 H, 0 BB, 10 K in 1 start	Cedar Rapids
July 28	Edwar Colina	RHP	1-0, 7.0 IP, 0 ER, 3 H, 1 BB, 10 K in 1 start	Pensacola
August 4	Bailey Ober	RHP	6.1 IP, 0 ER, 6 H in 1 start	Ft. Myers
August 11	Jordan Balazovic	RHP	1-0, 5.0 IP, 0 ER, 2 H, 1 BB, 9 K in 1 start	Pensacola
August 18	Dakota Chalmers	RHP	6.0 IP, 0 ER, 3 H, 1 BB, 9 K in 1 start	Cedar Rapids
August 25	Bailey Ober	RHP	1-0, 7.0 IP, 0 ER, 3 H, 0 BB, 12 K in 1 start	Pensacola
September 1	Cody Laweryson	RHP	1-0, 6.0 IP, 0 ER, 3 H, 0 BB, 15 K in 1 start	Elizabethton

TWINS 2019 FIRST-YEAR PLAYER DRAFT

RD	PLAYER	POS	B/T	HT	WT	DOB	HOMETOWN	SCHOOL	SCOUT
1 (13)	Keoni Cavaco	SS	R/R	6'1"	180	6/2/01	Chula Vista, CA	Eastlake HS (CA)	Leavitt
C-A (39)	Matthew Wallner	RF	L/R	6'5"	225	12/12/97	Forest Lake, MN	University of Southern Mississippi	Dunbar
2 (54)	Matthew Canterino	RHP	R/R	6'3"	235	12/14/97	Southlake, TX	Rice University	Runser
3 (90)	Spencer Steer	SS	R/R	5'11"	190	12/7/97	Long Beach, CA	University of Oregon	Blackwell
4 (119)	Seth Gray	3B	L/R	6'4"	215	5/30/98	Springfield, OH	Wright State University	Venuto
5 (149)	William Holland	SS	R/R	5'10"	181	4/18/98	Lawrenceville, GA	Auburn University	Powell
6 (179)	Sawyer Gipson-Long	RHP	R/R	6'6"	235	12/12/97	Woodstock, GA	Mercer University	Powell
7 (209)	Anthony Prato	SS	R/R	5'10"	186	5/11/98	Staten Island, NY	University of Connecticut	Wilson
8 (239)	Casey Legumina	RHP	R/R	6'1"	185	6/19/97	Chandler, AZ	Gonzaga University	Blackwell
9 (269)	Brent Headrick	LHP	L/L	6'6"	227	12/17/97	Joliet, IL	Illinois State University	Pohl
10 (299)	Ben Gross	RHP	R/R	6'2"	210	10/5/96	Cranbury, NJ	Duke University	Williams
11 (329)	Tanner Brubaker	RHP	R/R	6'4"	220	6/18/98	San Clemente, CA	UC Irvine	Leavitt
12 (359)	Sean Mooney	RHP	R/R	6'0"	185	1/11/98	Marmora, NJ	St. John's (NY)	Wilson
13 (389)	Dylan Thomas	RHP	L/R	6'4"	195	4/14/97	Castaic, CA	University of Hawaii	Leavitt
14 (419)	Cody Laweryson	RHP	L/R	6'3"	200	1/1/99	Moscow, ME	University of Maine	Wilson
15 (449)	Louie Varland	RHP	L/R	6'1"	212	12/9/97	Maplewood, MN	Concordia University (St. Paul, MN)	Bisenius
16 (479)	Ryan Shreve	RHP	R/R	6'6"	190	6/23/98	Sherman Oaks, CA	University of the Pacific	Quesada
17 (509)	Antoine Jean	LHP	R/L	6'1"	160	8/1/01	Quebec, CAN	Edouard Montpetit HS	Burrows
18 (539)	Edouard Julien	2B	L/R	6'2"	205	4/30/99	Quebec, CAN	Auburn University	Powell
19 (569)	Niall Windeler	LHP	L/L	6'3"	214	11/4/98	Ontario, CAN	University of British Columbia	Burrows
20 (599)	Owen Griffith	RHP	R/R	6'0"	175	2/6/98	Aiken, SC	Clemson University	Williams
21 (629)	Bradley Hanner	RHP	R/R	6'3"	215	2/10/99	Rapidan, VA	Patrick Henry CC (VA)	Dawson
22 (659)	Rogelio Reyes	RHP	R/R	6'2"	175	1/6/98	Union City, CA	University of California Berkeley	Quesada
23 (689)	Matthew Swain	RHP	R/R	6'8"	234	8/20/97	Stone Mountain, GA	Georgia Gwinnett College	Powell
24 (719)	Trevor Jensen	1B	R/R	6'2"	200	4/27/97	Dunedin, FL	Tulane University	Runser
25 (749)	Nathan Hadley	RHP	R/R	5'11"	182	12/7/95	Los Angeles, CA	UCLA	Moir
26 (779)	Blake Robertson	3B	R/R	6'5"	195	5/19/01	Edmond, OK	Edmond Santa Fe HS	DiMercurio
27 (809)	Parker Phillips	1B	R/R	6'3"	245	2/20/97	Collierville, TN	Austin Peay State University (TN)	Williams
28 (839)	Travis Phelps	RHP	R/R	6'3"	165	6/9/01	Alvin, TX	Alvin HS (TX)	Runser
29 (869)	Alex Isola	C	R/R	6'1"	205	7/22/98	Lincoln, CA	Texas Christian University	Brown
30 (899)	Tyler Beck	RHP	R/R	6'1"	190	11/16/95	South Bend, IN	University of Tampa	Dowdy
31 (929)	Max Smith	OF	L/R	6'1"	205	3/10/97	Tucson, AZ	UNLV	Ayers
32 (959)	Bryson Gandy	OF	L/L	5'11"	185	11/8/98	Troy, AL	Lurleen B Wallace CC (AL)	Powell
33 (989)	Kyle Schmidt	C	R/R	6'0"	215	5/28/98	Smithville, TX	University of Richmond	Wilson
34 (1019)	Antoine Harris	RHP	R/R	6'4"	170	7/3/01	Chalmette, LA	Chalmette HS (LA)	Runser
35 (1049)	Drew Gilbert	LHP	L/L	5'9"	168	9/27/00	Stillwater, MN	Stillwater Area HS (MN)	Bisenius
36 (1079)	Will Frisch	RHP	R/R	6'1"	220	7/14/00	Stillwater, MN	Stillwater Area HS (MN)	Bisenius
37 (1109)	Adrian Colon	OF	L/L	6'2"	182	6/13/01	Humacao, PR	Leadership Christian Academy HS	Thon
38 (1139)	Zack Mathis	SS	L/R	5'8"	190	10/11/98	Stockton, CA	San Joaquin Delta College (CA)	Quesada
39 (1169)	Jake Hirabayashi	INF	R/R	5'11"	183	9/28/96	Sherman Oaks, CA	UCLA	Moir
40 (1199)	Logan Steenstra	INF	R/R	6'5"	200	2/10/00	Liberty, MO	Cowley County CC (KS)	DiMercurio

BOLD indicates signed player

* The Twins signed 32 players from the 2019 First-Year Player Draft.

KEONI CAVACO

Keoni Cavaco was drafted by the Twins 13th overall in the 2019 First-Year Player Draft out of Eastlake High School in Chula Vista, CA.

Cavaco became the 15th player taken by the Twins from California in the first round of the draft, joining Travis Lee (San Diego State University, 1996), Trevor Plouffe (Crespi Carmelite High School, 2004), Chris Parmelee (Chino Hills High School, 2006), Aaron Hicks (Woodrow Wilson High School, 2008) and Royce Lewis (JSerra Catholic High School, 2017).

This year marked the fourth time in Twins history the Twins had the 13th overall selection in the MLB Draft, doing so in 1995 (LHP Mark Redman), 1985 (RHP Jeff Bumgarner) and 1975 (INF Rick Sofield).



POSTSEASON





1965 WORLD SERIES

TWINS VS. LOS ANGELES DODGERS

DODGERS:	AVG	G	AB	R	H	2B	3B	HR	RBI	BB	SO	SB
Crawford, ph	.500	2	2	0	1	0	0	0	0	0	1	0
Lefebvre, 2b	.400	3	10	2	4	0	0	0	0	0	0	0
Fairly, rf	.379	7	29	7	11	3	0	2	6	0	1	0
Wills, ss	.367	7	30	3	11	3	0	0	3	1	3	3
Osteen, p	.333	3	3	0	1	0	0	0	0	0	0	0
Parker, 1b	.304	7	23	3	7	0	1	1	2	3	3	2
Johnson, lf	.296	7	27	3	8	2	0	2	4	1	3	0
Roseboro, c	.286	7	21	1	6	1	0	0	3	5	3	1
W. Davis, cf	.231	7	26	3	6	0	0	0	0	0	2	3
Gilliam, 3b	.214	7	28	2	6	1	0	0	2	1	0	0
Tracewski, ph-2b	.118	6	17	0	2	0	0	0	0	1	5	0
Koufax, p	.111	3	9	0	1	0	0	0	1	1	5	0
Drysdale, p-ph	.000	3	5	0	0	0	0	0	0	0	4	0
Moon, ph	.000	2	2	0	0	0	0	0	0	0	0	0
Kennedy, 3b-pr	.000	4	1	0	0	0	0	0	0	0	0	0
LeJohn, ph	.000	1	1	0	0	0	0	0	0	0	1	0
Miller, p	.000	2	0	0	0	0	0	0	0	0	0	0
Perranoski, p	.000	2	0	0	0	0	0	0	0	0	0	0
Reed, p	.000	2	0	0	0	0	0	0	0	0	0	0
Brewer, p	.000	2	0	0	0	0	0	0	0	0	0	0
Totals	.274	7	234	24	64	10	1	5	21	13	31	9

Pitchers:	W	L	ERA	G	GS	CG	SHO	SV	IP	H	R	ER	BB	SO
Miller	0	0	0.00	2	0	0	0	0	1.1	0	0	0	0	0
Koufax	2	1	0.38	3	3	2	2	0	24.0	13	2	1	5	29
Osteen	1	1	0.64	2	2	1	1	0	14.0	9	2	1	5	4
Drysdale	1	1	3.86	2	2	1	0	0	11.2	12	9	5	3	15
Brewer	0	0	4.50	1	0	0	0	0	2.0	3	1	1	0	1
Perranoski	0	0	7.36	2	0	0	0	0	3.2	3	3	3	4	1
Reed	0	0	8.10	2	0	0	0	0	3.1	2	3	3	2	4
Totals	4	3	2.10	14	7	4	3	0	60.0	42	20	13	19	54

TWINS:	AVG	G	AB	R	H	2B	3B	HR	RBI	BB	SO	SB
Killebrew, 3b	.286	7	21	2	6	0	0	1	2	6	4	0
Versalles, ss	.286	7	28	3	8	1	1	1	4	2	7	1
Valdespino, lf-ph	.273	5	11	1	3	1	0	0	0	0	1	0
Grant, p	.250	3	8	3	2	1	0	1	3	0	1	0
Nossek, cf-ph	.200	6	20	0	4	0	0	0	0	0	1	0
Quilici, 2b	.200	7	20	2	4	2	0	0	1	4	3	0
Oliva, rf	.192	7	26	2	5	1	0	1	2	1	6	0
Kaat, p	.167	3	6	0	1	0	0	0	2	0	5	0
Hall, cf	.143	2	7	0	1	0	0	0	0	1	5	0
Mincher, 1b	.130	7	23	3	3	0	0	1	1	2	7	0
Allison, lf	.125	5	16	3	2	1	0	1	2	2	9	1
Batley, c	.120	7	25	1	3	1	0	1	2	0	5	0
Rollins, ph	.000	3	2	0	0	0	0	0	0	1	0	0
Zimmerman, c	.000	2	1	0	0	0	0	0	0	0	0	0
Pascual, p	.000	1	1	0	0	0	0	0	0	0	0	0
Klippstein, p	.000	2	0	0	0	0	0	0	0	0	0	0
Merritt, p	.000	2	0	0	0	0	0	0	0	0	0	0
Perry, p	.000	2	0	0	0	0	0	0	0	0	0	0
Worthington, p	.000	2	0	0	0	0	0	0	0	0	0	0
Boswell, p	.000	1	0	0	0	0	0	0	0	0	0	0
Pleis, p	.000	1	0	0	0	0	0	0	0	0	0	0
Totals	.195	7	215	20	42	7	2	6	19	19	54	2

Pitchers:	W	L	ERA	G	GS	CG	SHO	SV	IP	H	R	ER	BB	SO
Worthington	0	0	0.00	2	0	0	0	0	4.0	2	1	0	2	2
Klippstein	0	0	0.00	2	0	0	0	0	2.2	2	0	0	2	3
Merritt	0	0	2.70	2	0	0	0	0	3.1	2	1	1	0	1
Grant	2	1	2.74	3	3	2	0	0	23.0	22	8	7	2	12
Boswell	0	0	3.38	1	0	0	0	0	2.2	3	1	1	2	3
Kaat	1	2	3.77	3	3	1	0	0	14.1	18	7	6	2	6
Perry	0	0	4.50	2	0	0	0	0	4.0	5	2	2	2	4
Pascual	0	1	5.40	1	1	0	0	0	5.0	8	3	3	1	0
Pleis	0	0	9.00	1	0	0	0	0	1.0	2	1	1	0	0
Totals	3	4	3.15	17	7	3	0	0	60.0	64	24	21	13	31

1965 WORLD SERIES (CONTINUED)

GAME 1 Wednesday, October 6 at Minnesota

Los Angeles	0	1	0	0	0	0	0	1	—	2	10	1
Minnesota	0	1	6	0	0	1	0	0	x	8	10	0
WP — Grant. LP — Drysdale.												
Drysdale, Reed (3), Brewer (5), Perranoski (7) and Roseboro.												
Grant and Battey.												
HR — Fairly, Mincher, Versalles. T — 2:29. A — 47,797.												

GAME 2 Thursday, October 7 at Minnesota

Los Angeles	0	0	0	0	0	0	1	0	0	—	1	7	3
Minnesota	0	0	0	0	2	1	2	x	—	5	9	0	0
WP — Kaat. LP — Koufax.													
Koufax, Perranoski (7), Miller (8) and Roseboro.													
Kaat and Battey.													
T — 2:13. A — 48,700.													

GAME 3 Saturday, October 9 at Los Angeles

Minnesota	0	0	0	0	0	0	0	0	—	0	5	0	
Los Angeles	0	0	0	2	1	1	0	0	x	—	4	10	1
WP — Osteen. LP — Pascual.													
Pascual, Merritt (6), Klippstein (8) and Battey, Zimmerman (7).													
Osteen and Roseboro.													
T — 2:06. A — 55,934.													

GAME 4 Sunday, October 10 at Los Angeles

Minnesota	0	0	0	1	0	1	0	0	0	—	2	5	2
Los Angeles	1	1	0	1	0	3	0	1	x	—	7	10	0
WP — Drysdale. LP — Grant.													
Grant, Worthington (6), Pleis (8) and Battey, Zimmerman (7).													
Drysdale and Roseboro.													
HR — Killebrew, Parker, Oliva, Johnson. T — 2:15. A — 55,920.													

GAME 5 Monday, October 11 at Los Angeles

Minnesota	0	0	0	0	0	0	0	0	—	0	4	1	
Los Angeles	2	0	2	1	0	0	2	0	x	—	7	14	0
WP — Koufax. LP — Kaat.													
Kaat, Boswell (3), Perry (6) and Battey.													
Koufax and Roseboro.													
T — 2:34. A — 55,801.													

GAME 6 Wednesday, October 13 at Minnesota

Los Angeles	0	0	0	0	0	1	0	0	—	1	6	1	
Minnesota	0	0	0	2	0	3	0	0	x	—	5	6	1
WP — Grant. LP — Osteen.													
Osteen, Reed (6), Miller (8) and Roseboro.													
Grant and Battey.													
HR — Fairly, Allison, Grant. T — 2:16. A — 49,578.													

GAME 7 Thursday, October 14 at Minnesota

Los Angeles	0	0	0	2	0	0	0	0	—	2	7	0
Minnesota	0	0	0	0	0	0	0	0	—	0	3	1
WP — Koufax. LP — Kaat.												
Koufax and Roseboro.												
Kaat, Worthington (4), Klippstein (6), Merritt (7), Perry (9) and Battey.												
HR — Johnson. T — 2:27. A — 50,596.												



1969 AMERICAN LEAGUE CHAMPIONSHIP SERIES

TWINS VS. BALTIMORE ORIOLES

ORIOLES:	AVG	G	AB	R	H	2B	3B	HR	RBI	BB	SO	SB
B. Robinson, 3b	.500	3	14	1	7	1	0	0	0	0	0	0
Motton, ph	.500	2	2	0	1	0	0	0	1	0	0	0
Blair, cf	.400	3	15	1	6	2	0	1	6	2	2	0
Powell, 1b	.385	3	13	2	5	0	0	1	1	2	0	0
F. Robinson, rf	.333	3	12	1	4	2	0	1	2	3	3	0
Buford, lf	.286	3	14	3	4	1	0	0	1	3	0	0
Belanger, ss	.267	3	15	4	4	0	1	1	1	0	0	0
Hendricks, ph-c	.250	3	8	2	2	2	0	0	3	1	2	0
Johnson, 2b	.231	3	13	2	3	0	0	0	0	2	1	0
Palmer, p	.000	1	5	0	0	0	0	0	0	0	3	0
Etchebarren, c	.000	2	4	0	0	0	0	0	0	0	0	0
McNally, p	.000	1	4	0	0	0	0	0	0	0	2	0
Cuellar, p	.000	1	2	0	0	0	0	0	0	0	1	0
May, ph	.000	1	1	0	0	0	0	0	0	0	0	0
Salmon, ph	.000	1	1	0	0	0	0	0	0	0	0	0
R. Hall, p	.000	1	0	0	0	0	0	0	0	0	0	0
Lopez, p	.000	1	0	0	0	0	0	0	0	0	0	0
Rettenmund, ph	.000	1	0	0	0	0	0	0	0	0	0	0
Richert, p	.000	1	0	0	0	0	0	0	0	0	0	0
Watt, p	.000	1	0	0	0	0	0	0	0	0	0	0
Totals	.293	3	123	16	36	8	1	4	15	13	14	0

Pitchers:	W	L	ERA	G	GS	CG	SHO	SV	IP	H	R	ER	BB	SO
McNally	1	0	0.00	1	1	1	1	0	11.0	3	0	0	5	11
Watt	0	0	0.00	1	0	0	0	0	2.0	0	0	0	0	2
Richert	0	0	0.00	1	0	0	0	0	1.0	0	0	0	2	2
R. Hall	1	0	0.00	1	0	0	0	0	0.2	0	0	0	0	1
Lopez	0	0	0.00	1	0	0	0	0	0.1	0	0	0	2	0
Palmer	1	0	2.00	1	1	1	0	0	9.0	10	2	2	2	4
Cuellar	0	0	2.25	1	1	0	0	0	8.0	3	3	2	1	7
Totals	3	0	1.13	7	3	2	1	0	32.0	17	5	4	12	27

DID YOU Know?

...that when Rick Aguilera pinch-hit for Mark Guthrie in Game 3 of the 1991 World Series, he became the first pitcher to be used in that role since Don Drysdale did so for the Dodgers in Game 2 of the 1965 Series vs. Minnesota.

1969 ALCS (CONTINUED)

TWINS:	AVG	G	AB	R	H	2B	3B	HR	RBI	BB	SO	SB
Nettles, ph	1.000	1	1	0	1	0	0	0	0	0	0	0
Woodson, p	1.000	1	1	0	1	0	0	0	0	0	0	0
Oliva, rf	.385	3	13	3	5	2	0	1	2	1	3	1
Roseboro, c	.200	2	5	0	1	0	0	0	0	0	0	0
Reese, lb	.167	3	12	0	2	0	0	0	2	1	1	0
Uhlender, lf	.167	2	6	0	1	0	0	0	0	0	0	0
Cardenas, ss	.154	3	13	0	2	0	1	0	0	0	7	0
Mitterwald, c	.143	2	7	0	1	0	0	0	0	1	3	0
Killebrew, 3b	.125	3	8	2	1	1	0	0	0	6	2	0
Tovar, cf	.077	3	13	0	1	0	0	0	0	1	2	1
Carew, 2b	.071	3	14	0	1	0	0	0	0	1	4	0
Allison, lf	.000	2	8	0	0	0	0	0	1	0	0	0
Boswell, p	.000	1	4	0	0	0	0	0	0	0	4	0
Perry, p	.000	1	3	0	0	0	0	0	0	0	1	0
Perranoski, p	.000	3	1	0	0	0	0	0	0	0	0	0
Renick, ph	.000	1	1	0	0	0	0	0	0	0	0	0
Chance, p	1	0	0	0	0	0	0	0	0	0	0
Grzenda, p	1	0	0	0	0	0	0	0	0	0	0
T. Hall, p	1	0	0	0	0	0	0	0	0	0	0
Manuel, ph	1	0	0	0	0	0	0	0	1	0	0
Miller, p	1	0	0	0	0	0	0	0	0	0	0
Worthington, p	1	0	0	0	0	0	0	0	0	0	0
Totals	.155	3	110	5	17	3	1	1	5	12	27	2

Pitchers:	W	L	ERA	G	GS	CG	SHO	SV	IP	H	R	ER	BB	SO
Grzenda	0	0	0.00	1	0	0	0	0	0.2	0	0	0	0	0
T. Hall	0	0	0.00	1	0	0	0	0	0.2	0	0	0	0	0
Boswell	0	1	0.84	1	1	0	0	0	10.2	7	1	1	7	4
Perry	0	0	3.38	1	1	0	0	0	8.0	6	3	3	3	3
Miller	0	1	5.40	1	1	0	0	0	1.2	5	3	1	0	0
Perranoski	0	1	5.79	3	0	0	0	0	4.2	8	3	3	0	2
Worthington	0	0	6.75	1	0	0	0	0	1.1	3	1	1	0	1
Woodson	0	0	10.80	1	0	0	0	0	1.2	3	2	2	3	2
Chance	0	0	13.50	1	0	0	0	0	2.0	4	3	3	0	2
Totals	0	3	4.02	11	3	0	0	0	31.1	36	16	14	13	14

GAME 1 Saturday, October 4 at Baltimore

Minnesota	0	0	0	0	1	0	2	0	0	0	0	—	3	4	2
Baltimore	0	0	0	1	1	0	0	0	1	0	0	1	—	4	10
WP —Hall. LP —Perranoski.															
Perry, Perranoski (9) and Mitterwald, Roseboro (12).															
Cuellar, Richert (9), Watt (10), Lopez (12), R. Hall (12) and Hendricks, Etchebarren (10).															
HR —F. Robinson, Belanger, Oliva, Powell.															
T —3:29. A —39,324.															

GAME 3 Monday, October 6 at Minnesota

Baltimore	0	3	0	2	0	1	0	2	3	—	11	18	0
Minnesota	1	0	0	0	1	0	0	0	0	—	2	10	2
WP —Palmer. LP —Miller.													
Palmer and Hendricks.													
Miller, Woodson (2), T. Hall (4), Worthington (5), Grzenda (6), Chance (7), Perranoski (9) and Roseboro.													
HR —Blair. T —2:48. A —32 735.													

GAME 2 Sunday, October 5 at Baltimore

Minnesota	0	0	0	0	0	0	0	0	0	—	0	3	1
Baltimore	0	0	0	0	0	0	0	0	1	—	1	8	0
WP —McNally. LP —Boswell.													
Boswell, Perranoski (11) and Mitterwald.													
McNally and Etchebarren, Hendricks (10).													
T —3:17. A —41,704.													





1970 AMERICAN LEAGUE CHAMPIONSHIP SERIES

TWINS VS. BALTIMORE ORIOLES

ORIOLES:	AVG	G	AB	R	H	2B	3B	HR	RBI	BB	SO	SB		
B. Robinson, 3b	.583	3	12	3	7	2	0	0	1	0	1	0		
Cuellar, p	.500	1	2	1	1	0	0	1	4	0	1	0		
R. Hall, p	.500	1	2	1	1	0	0	0	0	0	1	0		
Powell, 1b	.429	3	14	2	6	2	0	1	6	0	3	0		
Buford, lf	.429	2	7	2	3	1	0	1	3	2	0	0		
Hendricks, c	.400	1	5	2	2	0	0	0	0	0	1	0		
McNally, p	.400	1	5	1	2	1	0	0	1	0	1	0		
Johnson, 2b	.364	3	11	4	4	0	0	2	4	1	1	0		
Belanger, ss	.333	3	12	5	4	0	0	0	1	1	0	0		
Rettenmund, lf	.333	1	3	1	1	0	0	0	1	2	1	1		
Palmer, p	.250	1	4	1	1	1	0	0	1	0	0	0		
F. Robinson, rf	.200	3	10	3	2	0	0	1	2	5	2	0		
Etchebarren, c	.111	2	9	1	1	0	0	0	0	0	3	0		
Blair, cf	.077	3	13	0	1	0	0	0	0	1	4	0		
Totals	.330	3	109	27	36	7	0	6	24	12	19	1		
Pitchers:	W	L	ERA	G	GS	CG	SHO	SV	IP	H	R	ER	BB	SO
R. Hall	1	0	0.00	1	0	0	0	0	4.2	1	0	0	0	3
Palmer	1	0	1.00	1	1	1	0	0	9.0	7	1	1	3	12
McNally	1	0	3.00	1	1	1	0	0	9.0	6	3	3	5	5
Cuellar	0	0	12.46	1	1	0	0	0	4.1	10	6	6	1	2
Totals	3	0	3.33	4	3	2	0	0	27.0	24	10	10	9	22

TWINS:	AVG	G	AB	R	H	2B	3B	HR	RBI	BB	SO	SB		
Oliva, rf	.500	3	12	2	6	2	0	1	1	0	1	0		
Mitterwald, c	.500	2	8	2	4	1	0	0	2	0	2	0		
Tovar, cf-2b-lf	.385	3	13	2	5	0	1	0	1	0	0	0		
Killebrew, 3b-1b	.273	3	11	2	3	0	0	2	4	2	4	0		
Ratliff, c	.250	1	4	0	1	0	0	0	0	0	1	0		
Renick, 3b-ph	.200	2	5	0	1	0	0	0	0	0	1	0		
Cardenas, ss	.182	3	11	1	2	0	0	0	1	1	1	0		
Reese, 1b	.143	2	7	0	1	0	0	0	0	1	1	0		
Thompson, 2b	.125	3	8	0	1	1	0	0	0	1	0	0		
Alvea, lf-ph	.000	3	7	1	0	0	0	0	0	2	3	0		
Holt, ph-cf-pr	.000	3	5	0	0	0	0	0	0	0	2	0		
Allison, ph	.000	3	2	0	0	0	0	0	0	1	1	0		
Quilici, 2b-ph	.000	3	2	0	0	0	0	0	0	0	1	0		
Carew, ph	.000	2	2	0	0	0	0	0	0	0	1	0		
T. Hall, p	.000	2	1	0	0	0	0	0	0	0	1	0		
Perry, p	.000	2	1	0	0	0	0	0	1	0	0	0		
Kaat, p	.000	1	1	0	0	0	0	0	0	0	1	0		
Manuel, ph	.000	1	1	0	0	0	0	0	0	0	1	0		
Perranoski, p	.000	2	0	0	0	0	0	0	0	0	0	0		
Tiant, p-pr	.000	2	0	0	0	0	0	0	0	0	0	0		
Williams, p	.000	2	0	0	0	0	0	0	0	1	0	0		
Zepp, p	.000	2	0	0	0	0	0	0	0	0	0	0		
Blyleven, p	.000	1	0	0	0	0	0	0	0	0	0	0		
Woodson, p	.000	1	0	0	0	0	0	0	0	0	0	0		
Totals	.238	3	101	10	24	4	1	3	10	9	22	0		
Pitchers:	W	L	ERA	G	GS	CH	SHO	SV	IP	H	R	ER	BB	SO
Williams	0	0	0.00	2	0	0	0	0	6.0	2	0	0	1	2
Blyleven	0	0	0.00	1	0	0	0	0	2.0	2	1	0	0	2
T. Hall	0	1	6.75	2	1	0	0	0	5.1	6	4	4	4	6
Zepp	0	0	6.75	2	0	0	0	0	1.1	2	1	1	2	2
Kaat	0	1	9.00	1	1	0	0	0	2.0	6	4	2	2	1
Woodson	0	0	9.00	1	0	0	0	0	1.0	2	1	1	1	0
Perry	0	1	13.50	2	1	0	0	0	5.1	10	9	8	1	3
Tiant	0	0	13.50	1	0	0	0	0	0.2	1	2	1	0	0
Perranoski	0	0	19.29	2	0	0	0	0	2.1	5	5	5	1	3
Totals	0	3	7.62	14	3	0	0	0	26.0	36	27	22	12	19

DID YOU Know?

...that the last time the Twins/Senators won a World Series road game was on October 7, 1925. Starting pitcher Walter Johnson allowed one run on five hits in 9.0 innings pitched to go along with 10 strikeouts in Game 1 vs. Pittsburgh. Since that game, the Twins/Senators have 14 straight losses (three straight losses in '25, two straight in '33, three straight in '65, three straight in '87 and three more in '91).

1970 ALCS [CONTINUED]

GAME 1 Saturday, October 3 at Minnesota

Baltimore	0	2	0	7	0	1	0	0	0	—	10	13	0
Minnesota	1	1	0	1	3	0	0	0	0	—	6	11	2
WP — Hall. LP — Perry.													
Cuellar, R. Hall (5) and Hendricks.													
Perry, Zepp (4), Woodson (5), Williams (6), Perranoski (9) and Mitterwald.													
HR — Cuellar, Buford, Powell, Killebrew. T — 2:36. A — 26, 847.													

GAME 2 Sunday, October 4 at Minnesota

Baltimore	1	0	2	1	0	0	0	0	7	—	11	13	0
Minnesota	0	0	0	3	0	0	0	0	0	—	3	6	2
WP — McNally. LP — Hall.													
McNally and Etchebarren.													
T. Hall, Zepp (4), Williams (5), Perranoski (8), Tiant (9) and Mitterwald.													
HR — F. Robinson, Killebrew, Oliva, Johnson. T — 2:59. A — 27,490.													

GAME 3 Monday, October 5 at Baltimore

Minnesota	0	0	0	0	1	0	0	0	0	—	1	7	2
Baltimore	1	1	3	0	0	0	1	0	x	—	6	10	0
WP — Palmer. LP — Kaat.													
Kaat, Blyleven (3), T. Hall (5), Perry (7) and Ratliff.													
Palmer and Etchebarren.													
HR — Johnson. T — 2:20. A — 27,608.													



1987 AMERICAN LEAGUE CHAMPIONSHIP SERIES

TWINS VS. DETROIT TIGERS

TIGERS:	AVG	G	AB	R	H	2B	3B	HR	RBI	BB	SO	SB
Grubb, ph-dh	.571	4	7	0	4	0	0	0	0	0	1	0
Morrison, dh-3b	.400	2	5	1	2	0	0	0	0	0	1	0
Hernon, rf-ph-dh	.333	3	9	1	3	1	0	0	2	1	1	1
Sheridan, rf-pr	.300	5	10	2	3	1	0	1	2	0	2	0
Evans, 1b-3b	.294	5	17	0	5	0	0	0	0	4	2	0
Gibson, lf	.286	5	21	4	6	1	0	1	4	3	8	3
Heath, c	.286	3	7	1	2	0	0	1	2	0	0	0
Lemon, cf	.278	5	18	4	5	0	0	2	4	1	4	0
Bergman, ph-dh-1b	.250	4	4	0	1	0	0	0	2	0	1	0
Trammell, ss	.200	5	20	3	4	1	0	0	2	1	2	0
Whitaker, 2b	.176	5	17	4	3	0	0	1	1	7	3	1
Nokes, ph-dh-c	.143	5	14	2	2	0	0	1	2	1	4	0
Brookens, 3b	.000	5	13	0	0	0	0	0	0	0	3	0
Madlock, dh	.000	1	5	0	0	0	0	0	0	0	3	0
Totals	.240	5	167	23	40	4	0	7	21	18	35	5

Pitchers:	W	L	ERA	G	GS	CG	SHO	SV	IP	H	R	ER	BB	SO
Petry	0	0	0.00	1	0	0	0	0	3.1	1	1	0	0	1
Hernandez	0	0	0.00	1	0	0	0	0	0.1	2	0	0	0	0
Robinson	0	0	0.00	1	0	0	0	0	0.1	1	0	0	0	0
Thurmond	0	0	0.00	1	0	0	0	0	0.1	0	0	0	0	0
King	0	0	1.69	2	0	0	0	0	5.1	3	1	1	2	4
Tanana	0	1	5.06	1	1	0	0	0	5.1	6	4	3	4	1
Morris	0	1	6.75	1	1	1	0	0	8.0	6	6	6	3	7
Terrell	0	0	9.00	1	1	0	0	0	6.0	7	6	6	4	4
Alexander	0	2	10.00	2	2	0	0	0	9.0	14	10	10	1	5
Henneman	1	0	10.80	1	0	0	0	0	5.0	6	6	6	6	3
Totals	1	4	6.70	12	5	1	0	0	43.0	46	34	32	20	25

TWINS:	AVG	G	AB	R	H	2B	3B	HR	RBI	BB	SO	SB
Larkin, ph	1.000	1	1	0	1	1	0	0	1	0	0	0
Butera, c	.667	1	3	0	2	0	0	0	0	0	0	0
Brunansky, rf	.412	5	17	5	7	4	0	2	9	4	3	0
Baylor, ph-dh	.400	2	5	0	2	0	0	0	1	0	0	0
Gladden, lf	.350	5	20	5	7	2	0	0	5	2	1	0
Gaetti, 3b	.300	5	20	5	6	1	0	2	5	1	3	0
Gagne, ss	.278	5	18	5	5	3	0	2	3	3	4	0
Lombardozzi, 2b-pr	.267	5	15	2	4	0	0	0	1	2	2	0
Bush, dh	.250	4	12	4	3	0	1	0	2	3	2	3
Puckett, cf	.208	5	24	3	5	1	0	1	3	0	5	1
Hrbek, 1b	.150	5	20	4	3	0	0	1	1	3	0	0
Laudner, c	.071	5	14	1	1	1	0	0	2	2	5	0
Newman, 2b	.000	1	2	0	0	0	0	0	0	0	0	0
Davidson, pr	.000	1	0	0	0	0	0	0	0	0	0	0
Totals	.269	5	171	34	46	13	1	8	33	20	25	4

Pitchers:	W	L	ERA	G	GS	CG	SHO	SV	IP	H	R	ER	BB	SO
Schatzeder	0	0	0.00	2	0	0	0	0	4.1	2	0	0	0	5
Atterton	0	0	0.00	1	0	0	0	0	0.1	1	0	0	0	0
Berenguer	0	0	1.50	4	0	0	0	1	6.0	1	1	1	3	6
Blyleven	2	0	4.05	2	2	0	0	0	13.1	12	6	6	3	9
Reardon	1	1	5.06	4	0	0	0	2	5.1	7	3	3	3	5
Viola	1	0	5.25	2	2	0	0	0	12.0	14	8	7	5	9
Straker	0	0	16.88	1	1	0	0	0	2.2	3	5	5	4	1
Totals	4	1	4.50	16	5	0	0	3	44.0	40	23	22	18	35

1987 ALCS (CONTINUED)

GAME 1 Wednesday, October 7 at Minnesota

Detroit	0	0	1	0	0	1	1	2	0	—	5	10	0
Minnesota	0	1	0	0	3	0	0	4	x	—	8	10	0

WP —Reardon. LP —Alexander.
Alexander, Henneman (8), Hernandez (8), King (8) and Heath.
Viola, Reardon (8) and Laudner.
HR — Gaetti 2, Heath, Gibson. T — 2:46. A — 53,269.

GAME 2 Thursday, October 8 at Minnesota

Detroit	0	2	0	0	0	0	0	1	0	—	3	7	1
Minnesota	0	3	0	2	1	0	0	0	x	—	6	6	0

WP —Blyleven. LP —Morris. Save —Berenguer.
Morris and Heath, Nokes (8).
Blyleven, Berenguer (8) and Laudner.
HR — Lemon, Hrbek, Whitaker. T — 2:54. A — 55,245.

GAME 3 Saturday, October 10 at Detroit

Minnesota	0	0	0	2	0	2	2	0	0	—	6	8	1
Detroit	0	0	5	0	0	0	0	2	x	—	7	7	0

WP —Henneman. LP —Reardon.
Straker, Schatzeder (3), Berenguer (7), Reardon (8) and Butera, Laudner (7).
Terrell, Henneman (7) and Nokes.
HR — Gagne, Brunansky, Sheridan. T — 3:29. A — 49,730.

GAME 4 Sunday, October 11 at Detroit

Minnesota	0	0	1	1	1	1	0	1	0	—	5	7	1
Detroit	1	0	0	0	1	1	0	0	0	—	3	7	3

WP —Viola. LP —Tanana. Save —Reardon.
Viola, Atherton (6), Berenguer (6), Reardon (9) and Laudner.
Tanana, Petry (6), Thurmond (9) and Heath.
HR — Puckett, Gagne. T — 3:24. A — 51,939.

GAME 5 Monday, October 12 at Detroit

Minnesota	0	4	0	0	0	0	1	1	3	—	9	15	1
Detroit	0	0	0	3	0	0	0	1	1	—	5	9	1

WP —Blyleven. LP —Alexander. Save —Reardon.
Blyleven, Schatzeder (7), Berenguer (8), Reardon (8) and Laudner.
Alexander, King (2), Henneman (7), Robinson (9) and Nokes.
HR — Nokes, Lemon, Brunansky. T — 3:14. A — 47,448.



1987 WORLD SERIES

TWINS VS. ST. LOUIS CARDINALS

CARDINALS:	AVG	G	AB	R	H	2B	3B	HR	RBI	BB	SO	SB		
Pendleton, dh-ph	.429	3	7	2	3	0	0	0	1	1	1	2		
Peña, c-dh	.409	7	22	2	9	1	0	0	4	3	2	1		
McGee, cf	.370	7	27	2	10	2	0	0	4	0	9	0		
Lindeman, 1b-ph-rf	.333	6	15	3	5	1	0	0	2	0	3	0		
Lake, c	.333	3	3	0	1	0	0	0	1	0	0	0		
Ford, rf-ph	.308	5	13	1	4	0	0	0	2	1	1	0		
Herr, 2b	.250	7	28	2	7	0	0	1	1	2	2	0		
Oquendo, rf-3b	.250	7	24	2	6	0	0	0	2	1	4	0		
Pagnozzi, dh-ph	.250	2	4	0	1	0	0	0	0	0	0	0		
Driessen, 1b	.231	4	13	3	3	2	0	0	1	1	1	0		
Smith, ss	.214	7	28	3	6	0	0	0	2	2	3	2		
Coleman, lf	.143	7	28	5	4	2	0	0	2	2	10	6		
Lawless, 3b	.100	3	10	1	1	0	0	1	3	0	4	0		
Cox, p	.000	3	2	0	0	0	0	0	0	0	1	0		
Forsch, p	.000	3	2	0	0	0	0	0	0	0	0	0		
Tudor, p	.000	2	2	0	0	0	0	0	0	0	2	0		
Morris, rf	.000	1	2	0	0	0	0	0	0	0	0	0		
Dayley, p	.000	4	1	0	0	0	0	0	0	0	1	0		
Mathews, p	.000	1	1	0	0	0	0	0	0	0	0	0		
Worrell, p	.000	4	0	0	0	0	0	0	0	0	0	0		
Horton, p	.000	2	0	0	0	0	0	0	0	0	0	0		
Magrane, p	.000	2	0	0	0	0	0	0	0	0	0	0		
Tunnell, p	.000	2	0	0	0	0	0	0	0	0	0	0		
Johnson, pr	.000	1	0	0	0	0	0	0	0	0	0	0		
Totals	.259	7	232	26	60	8	0	2	25	13	44	12		
Pitchers:	W	L	ERA	G	GS	CG	SHO	SV	IP	H	R	ER	BB	SO
Worrell	0	0	1.29	4	0	0	0	2	7.0	6	1	1	4	3
Dayley	0	0	1.93	4	0	0	0	1	4.2	2	1	1	0	3
Tunnell	0	0	2.08	2	0	0	0	0	4.1	4	2	1	2	1
Mathews	0	0	2.45	1	1	0	0	0	3.2	2	1	1	2	3
Tudor	1	1	5.73	2	2	0	0	0	11.0	15	7	7	3	8
Horton	0	0	6.00	2	0	0	0	0	3.0	5	2	2	0	1
Cox	1	2	7.71	3	2	0	0	0	11.2	13	10	10	8	9
Magrane	0	1	8.59	2	2	0	0	0	7.1	9	7	7	5	5
Forsch	1	0	9.95	3	0	0	0	0	6.1	8	7	7	5	3
Totals	3	4	5.64	23	7	0	0	3	59.0	64	38	37	29	36

DID YOU Know?

...that the 1987 World Series was the first in which games were played indoors.

1987 WORLD SERIES [CONTINUED]

TWINS:	AVG	G	AB	R	H	2B	3B	HR	RBI	BB	SO	SB
Smalley, ph	.500	4	2	0	1	1	0	0	0	2	0	0
Lombardozzi, 2b	.412	6	17	3	7	1	0	1	4	2	2	0
Baylor, dh-ph	.385	5	13	3	5	0	0	1	3	1	1	0
Puckett, cf	.357	7	28	5	10	1	1	0	3	2	1	1
Laudner, c	.318	7	22	4	7	1	0	1	4	5	4	0
Gladden, lf	.290	7	31	3	9	2	1	1	7	3	4	2
Gaetti, 3b	.259	7	27	4	7	2	1	1	4	2	5	2
Hrbek, 1b	.208	7	24	4	5	0	0	1	6	5	3	0
Gagne, ss	.200	7	30	5	6	1	0	1	3	1	6	0
Brunansky, rf	.200	7	25	5	5	0	0	0	2	4	4	1
Newman, pr-2b-ph	.200	4	5	0	1	0	0	0	0	1	1	0
Bush, dh-ph	.167	4	6	1	1	1	0	0	2	0	1	0
Larkin, 1b-ph	.000	5	3	1	0	0	0	0	0	1	0	0
Straker, p	.000	2	2	0	0	0	0	0	0	0	2	0
Viola, p	.000	3	1	0	0	0	0	0	0	0	1	0
Byleven, p	.000	2	1	0	0	0	0	0	0	0	1	0
Davidson, rf-ph	.000	2	1	0	0	0	0	0	0	0	0	0
Reardon, p	.000	4	0	0	0	0	0	0	0	0	0	0
Berenguer, p	.000	3	0	0	0	0	0	0	0	0	0	0
Schatzeder, p	.000	3	0	0	0	0	0	0	0	0	0	0
Atherton, p	.000	2	0	0	0	0	0	0	0	0	0	0
Butera, c	.000	1	0	0	0	0	0	0	0	0	0	0
Frazier, p	.000	1	0	0	0	0	0	0	0	0	0	0
Niekro, p	.000	1	0	0	0	0	0	0	0	0	0	0
Totals	.269	7	238	38	64	10	3	7	38	29	36	6

Pitchers:	W	L	ERA	G	GS	CG	SHO	SV	IP	H	R	ER	BB	SO
Reardon	0	0	0.00	4	0	0	0	1	4.2	5	0	0	0	3
Frazier	0	0	0.00	1	0	0	0	0	2.0	1	0	0	0	2
Niekro	0	0	0.00	1	0	0	0	0	2.0	1	0	0	1	1
Byleven	1	1	2.77	2	2	0	0	0	13.0	13	5	4	2	12
Viola	2	1	3.72	3	3	0	0	0	19.1	17	8	8	3	16
Straker	0	0	4.00	2	2	0	0	0	9.0	9	4	4	3	6
Schatzeder	1	0	6.23	3	0	0	0	0	4.1	4	3	3	3	3
Atherton	0	0	6.75	2	0	0	0	0	1.1	0	1	1	1	0
Berenguer	0	1	10.38	3	0	0	0	0	4.1	10	5	5	0	1
Totals	4	3	3.75	21	7	0	0	1	60.0	60	26	25	13	44

GAME 1 Saturday, October 17 at Minnesota

St. Louis	0	1	0	0	0	0	0	0	—	1	5	1
Minnesota	0	0	0	7	2	0	1	0	x	10	11	0
WP — Viola. LP — Magrane.												
Magrane, Forsch (4), Horton (7) and Peña, Lake (8).												
Viola, Atherton (9) and Laudner.												
HR — Gladden, Lombardozzi. T — 2:39. A — 55,171.												

GAME 2 Sunday, October 18 at Minnesota

St. Louis	0	0	0	0	1	0	1	2	0	—	4	9	0
Minnesota	0	1	0	6	0	1	0	0	x	—	8	10	0
WP — Byleven. LP — Cox.													
Cox, Tunnell (4), Dayley (7), Worrell (8) and Peña.													
Byleven, Berenguer (8), Reardon (9) and Laudner.													
HR — Gaetti, Laudner. T — 2:42. A — 55,257.													

GAME 3 Tuesday, October 20 at St. Louis

Minnesota	0	0	0	0	0	1	0	0	0	—	1	5	1
St. Louis	0	0	0	0	0	0	3	0	x	—	3	9	1
WP —Tudor. LP —Berenguer. Save —Worrell.													
Straker, Berenguer (7), Schatzeder (7) and Laudner.													
Tudor, Worrell (8) and Peña.													
T — 2:45. A — 55,347.													

GAME 4 Wednesday, October 21 at St. Louis

Minnesota	0	0	1	0	1	0	0	0	0	—	2	7	1
St. Louis	0	0	1	6	0	0	0	0	x	—	7	10	1
WP — Forsch. LP — Viola. Save — Dayley.													
Viola, Schatzeder (4), Niekro (5), Frazier (7) and Laudner, Butera (8).													
Mathews, Forsch (4), Dayley (7) and Peña.													
HR — Gagne. Lawless. T — 3:11. A — 55,347.													

GAME 5 Thursday, October 22 at St. Louis

Minnesota	0	0	0	0	0	0	2	0	—	2	6	1	
St. Louis	0	0	0	0	0	3	1	0	x	—	4	10	1
WP — Cox. LP — Blyleven. Save — Worrell.													
Blyleven, Atherton (7), Reardon (7) and Laudner.													
Cox, Dayley (8), Worrell (8) and Peña, Lake (9).													
T — 3:21. A — 55,347.													

GAME 6 Saturday, October 24 at Minnesota

St. Louis	1	1	0	2	1	0	0	0	—	5	11	2	
Minnesota	2	0	0	0	4	4	0	1	x	—	11	15	0
WP —Schatzeder. LP —Tudor.													
Tudor, Horton (5), Forsch (6), Dayley (6), Tunnell (7) and Peña.													
Straker, Schatzeder (4), Berenguer (6), Reardon (9) and Laudner.													
HR — Herr, Baylor, Hrbek. T — 3:22. A — 55,293.													

GAME 7 Sunday, October 25 at Minnesota

St. Louis	0	2	0	0	0	0	0	0	—	2	6	1	
Minnesota	0	1	0	0	1	1	0	1	x	—	4	10	0
WP — Viola. LP — Cox. Save — Reardon.													
Magrane, Cox (5), Worrell (6) and Lake.													
Viola, Reardon (9) and Laudner.													
T — 3:04. A — 55,376.													

DID YOU Know?

...that in 1991, the Twins became the first team in major league history to go from last place the previous season to World Champions the next.



1991 AMERICAN LEAGUE CHAMPIONSHIP SERIES

TWINS VS. TORONTO BLUE JAYS

BLUE JAYS:	AVG	G	AB	R	H	2B	3B	HR	RBI	BB	SO	SB
Alomar, 2b	.474	5	19	3	9	0	0	0	4	2	3	2
White, cf	.364	5	22	5	8	1	0	0	0	2	3	3
Gruber, 3b	.286	5	21	1	6	1	0	0	4	0	4	1
Borders, c	.263	5	19	0	5	1	0	0	2	0	0	0
Carter, rf-dh	.263	5	19	3	5	2	0	1	4	1	5	0
Wilson, pr-1b	.250	3	8	1	2	0	0	0	0	1	3	1
Olerud, 1b	.158	5	19	1	3	0	0	0	3	3	1	0
Lee, ss	.125	5	16	3	2	0	0	0	0	1	5	0
Mulliniks, dh-ph	.125	5	8	1	1	0	0	0	0	3	0	0
Maldonado, lf-rf	.100	5	20	1	2	1	0	0	1	1	6	0
Ducey, pr-rf	.000	1	1	0	0	0	0	0	0	0	0	0
Tabler, ph-dh	.000	2	1	0	0	0	0	0	0	1	0	0
Gonzales, pr-ss	.000	2	0	0	0	0	0	0	0	0	0	0
Totals	.249	5	173	19	43	6	0	1	18	15	30	7

Pitchers:	W	L	ERA	G	GS	CG	SHO	SV	IP	H	R	ER	BB	SO
Henke	0	0	0.00	2	0	0	0	0	2.2	0	0	0	1	5
Acker	0	0	0.00	1	0	0	0	0	0.2	1	0	0	0	1
Wells	0	0	2.35	4	0	0	0	0	7.2	6	2	2	2	9
Key	0	0	3.00	1	1	0	0	0	6.0	5	2	2	1	1
Guzmán	1	0	3.18	1	1	0	0	0	5.2	4	2	2	4	2
Timlin	0	1	3.18	4	0	0	0	0	5.2	5	4	2	2	5
Ward	0	1	6.23	2	0	0	0	1	4.1	4	3	3	1	6
Candioti	0	1	8.22	2	2	0	0	0	7.2	17	9	7	2	5
MacDonald	0	0	9.00	1	0	0	0	0	1.0	1	1	1	1	0
Stottlemire	0	1	9.82	1	1	0	0	0	3.2	7	4	4	1	3
Totals	1	4	4.60	5	5	0	0	1	45.0	50	27	23	15	37

TWINS:	AVG	G	AB	R	H	2B	3B	HR	RBI	BB	SO	SB
Puckett, cf	.429	5	21	4	9	1	0	2	6	1	4	0
Knoblauch, 2b	.350	5	20	5	7	2	0	0	3	3	3	2
Mack, rf	.333	5	18	4	6	1	1	0	3	2	4	2
Pagliarulo, 3b-ph	.333	5	15	4	5	1	0	1	3	0	2	0
Davis, dh	.294	5	17	3	5	2	0	0	2	5	8	1
Harper, c	.278	5	18	1	5	2	0	0	1	0	2	0
Gladden, lf	.261	5	23	4	6	0	0	0	3	1	3	3
Gagne, ss	.235	5	17	1	4	0	0	0	1	1	5	0
Hrbek, 1b	.143	5	21	0	3	0	0	0	3	1	3	0
Leius, 3b	.000	3	4	0	0	0	0	0	0	1	1	0
Larkin, ph	.000	3	3	0	0	0	0	0	0	0	1	0
Ortiz, c	.000	3	3	0	0	0	0	0	0	0	0	0
Sorrento, ph	.000	1	1	0	0	0	0	0	0	0	1	0
Newman, 3b-ss	.000	2	0	0	0	0	0	0	0	0	0	0
Brown, pr	.000	1	0	0	0	0	0	0	0	0	0	0
Totals	.276	5	181	27	50	9	1	3	25	15	37	8

Pitchers:	W	L	ERA	G	GS	CG	SHO	SV	IP	H	R	ER	BB	SO
West	1	0	0.00	2	0	0	0	0	5.2	1	0	0	4	4
Willis	0	0	0.00	3	0	0	0	0	5.1	2	0	0	0	3
Aguilera	0	0	0.00	3	0	0	0	3	3.1	1	0	0	0	3
Guthrie	1	0	0.00	2	0	0	0	0	2.2	0	0	0	0	0
Bedrosian	0	0	0.00	2	0	0	0	0	1.1	3	2	0	2	2
Morris	2	0	4.05	2	2	0	0	0	13.1	17	6	6	1	7
Erickson	0	0	4.50	1	1	0	0	0	4.0	3	2	2	5	2
Tapani	0	1	7.84	2	2	0	0	0	10.1	16	9	9	3	9
Totals	4	1	3.33	5	5	0	0	3	46.0	43	19	17	15	30

TWINS POSTSEASON CLINCHING DATES

YEAR	GAME	DATE	DETAILS
1965	157	September 26	Twins defeated Washington 2-1 at Washington
1969	153	September 22	Twins defeated Kansas City 4-3 at Kansas City
1970	154	September 22	Twins defeated Oakland 5-3 at Oakland
1987	157	September 28	Twins defeated Texas 5-3 at Texas
1991	155	September 29	Twins lost 2-1 at Toronto while Chicago lost 2-1 to Seattle
2002	150	September 15	Twins won 5-0 at Cleveland while Chicago lost 8-4 to New York
2003	157	September 23	Twins won 4-1 vs. Cleveland while Chicago and Kansas City lost
2004	150	September 20	Twins defeated Chicago 8-2 at Chicago
2006	156	September 25	Twins defeated Kansas City 3-2 to clinch a playoff spot, eventually Division title on 10/1
2009	163	October 6	Twins defeated Detroit 6-5 in 12 innings in Central Division Tiebreaker game
2010	151	September 21	Twins defeated Cleveland 6-4, 91st win of season, Gardenhire's 800th career win
2017	158	September 27	Twins lost to Cleveland 2-4 while White Sox defeated Angels 6-4
2019	158	September 25	Twins defeated Detroit 5-1 while White Sox defeated Indians 8-3

1991 ALCS (CONTINUED)

GAME 1 Tuesday, October 8 at Minnesota

Toronto	0	0	0	1	0	3	0	0	0	—	4	9	2
Minnesota	2	2	1	0	0	0	0	0	x	—	5	11	0

WP —Morris. LP —Candiotti. Save —Aguilera.
Candiotti, Wells (3), Timlin (6) and Borders.
Morris, Willis (6), Aguilera (8) and Harper, Ortiz (8).
T — 3:17. A — 54,766.

GAME 2 Wednesday, October 9 at Minnesota

Toronto	1	0	2	0	0	0	2	0	0	—	5	9	0
Minnesota	0	0	1	0	0	1	0	0	0	—	2	5	1

WP —Guzmán. LP —Tapani. Save —Ward.
Guzmán, Henke (6), Ward (8) and Borders.
Tapani, Bedrosian (7), Guthrie (7) and Harper.
T — 3:02. A — 54,816.

GAME 3 Friday, October 11 at Toronto

Minnesota	0	0	0	0	1	1	0	0	0	1	—	3	7	0
Toronto	2	0	0	0	0	0	0	0	0	0	—	2	5	1

WP —Guthrie. LP —Timlin. Save —Aguilera.
Erickson, West (5), Willis (7), Guthrie (9), Aguilera (10) and Ortiz, Harper (10).
Key, Wells (7), Henke (8), Timlin (10) and Borders.
HR — Carter, Pagliarulo. T — 3:36. A — 51,454.

GAME 4 Saturday, October 12 at Toronto

Minnesota	0	0	0	4	0	2	1	1	1	—	9	13	0
Toronto	0	1	0	0	0	1	0	0	1	—	3	11	2

WP —Morris. LP —Stottlemire.
Morris, Bedrosian (9) and Harper.
Stottlemire, Wells (4), Acker (6), Timlin (7), MacDonald (9) and Borders.
HR — Puckett. T — 3:15. A — 51,526.

GAME 5 Sunday, October 13 at Toronto

Minnesota	1	1	0	0	0	3	0	3	0	—	8	14	2
Toronto	0	0	3	2	0	0	0	0	0	—	5	9	1

WP —West. LP —Ward. Save —Aguilera.
Tapani, West (5), Willis (8), Aguilera (9) and Harper, Ortiz (9).
Candiotti, Timlin (6), Ward (6), Wells (8) and Borders.
HR — Puckett. T — 3:29. A — 51,425.



1991 WORLD SERIES

TWINS VS. ATLANTA BRAVES

BRAVES:	AVG	G	AB	R	H	2B	3B	HR	RBI	BB	SO	SB
Lemke, 2b	.417	6	24	4	10	1	3	0	4	2	4	0
Belliard, ss	.375	7	16	0	6	1	0	0	4	1	2	0
Pendleton, 3b	.367	7	30	6	11	3	0	2	3	3	1	0
Gant, cf	.267	7	30	3	8	0	1	0	4	2	3	1
Justice, rf	.259	7	27	5	7	0	0	2	6	5	5	2
Treadway, 2b-ph	.250	3	4	1	1	0	0	0	0	1	2	0
Smith, dh-1f	.231	7	26	5	6	0	0	3	3	3	4	1
Olson, c	.222	7	27	3	6	2	0	0	1	5	4	1
Hunter, lf-1b	.190	7	21	2	4	1	0	1	3	0	2	0
Blauser, ss-ph	.167	5	6	0	1	0	0	0	0	1	1	0
Bream, 1b	.125	7	24	0	3	2	0	0	0	3	4	0
Avery, p	.000	2	3	0	0	0	0	0	0	0	2	0
Gregg, ph	.000	4	3	0	0	0	0	0	0	0	2	0
Glavine, p	.000	2	2	0	0	0	0	0	0	0	0	0
Mitchell, lf-pr	.000	3	2	0	0	0	0	0	0	0	1	0
Smoltz, p	.000	2	2	0	0	0	0	0	0	0	1	0
Cabrera, ph-c	.000	3	1	0	0	0	0	0	0	0	0	0
Clancy, p	.000	3	1	0	0	0	0	0	0	0	1	0
Leibrandt, p	.000	2	0	0	0	0	0	0	0	0	0	0
Mercker, p	.000	2	0	0	0	0	0	0	0	0	0	0
Peña, p	.000	3	0	0	0	0	0	0	0	0	0	0
St. Claire, p	.000	1	0	0	0	0	0	0	0	0	0	0
Stanton, p	.000	5	0	0	0	0	0	0	0	0	0	0
Willard, ph	.000	1	0	0	0	0	0	0	1	0	0	0
Wohlers, p	.000	3	0	0	0	0	0	0	0	0	0	0
Totals	.253	7	249	29	63	10	4	8	29	26	39	5

Pitchers:	W	L	ERA	G	GS	CG	SHO	SV	IP	H	R	ER	BB	SO
Stanton	1	0	0.00	5	0	0	0	0	7.1	5	0	0	2	7
Wohlers	0	0	0.00	3	0	0	0	0	1.2	2	0	0	2	1
Mercker	0	0	0.00	2	0	0	0	0	1.0	0	0	0	0	1
Smoltz	0	0	1.26	2	2	0	0	0	14.1	13	2	2	1	11
Glavine	1	1	2.70	2	2	1	0	0	13.1	8	6	4	7	8
Peña	0	1	3.38	2	0	0	0	0	5.1	6	2	2	3	7
Avery	0	0	3.46	2	2	0	0	0	13.0	10	6	5	1	8
Clancy	1	0	4.15	3	0	0	0	0	4.1	3	2	2	4	2
St. Claire	0	0	9.00	1	0	0	0	0	1.0	1	1	1	0	0
Leibrandt	0	2	11.25	2	1	0	0	0	4.0	8	5	5	1	3
Totals	3	4	2.89	7	7	1	0	0	65.1	56	24	21	21	48

1991 WORLD SERIES (CONTINUED)

TWINS:	AVG	G	AB	R	H	2B	3B	HR	RBI	BB	SO	SB
Larkin ph	.500	4	4	0	2	0	0	0	1	0	0	0
Newman ph-3b-2b-pr	.500	4	2	0	1	0	1	0	1	0	0	0
Harper c-ph	.381	7	21	2	8	2	0	0	1	2	2	0
Leius 3b-ph-ss	.357	7	14	2	5	0	0	1	2	1	2	0
Knoblauch 2b	.308	7	26	3	8	1	0	0	2	4	2	4
Pagliarulo ph-3b	.273	6	11	1	3	0	0	1	2	1	2	0
Puckett cf	.250	7	24	4	6	0	1	2	4	5	7	1
Bush ph-rf	.250	3	4	0	1	0	0	0	0	0	1	0
Gladden lf	.233	7	30	5	7	2	2	0	0	3	4	2
Davis dh-ph-rf	.222	6	18	4	4	0	0	2	4	2	3	0
Ortiz c	.200	3	5	0	1	0	0	0	1	0	1	0
Gagne ss	.167	7	24	1	4	1	0	1	3	0	7	0
Mack rf	.130	6	23	0	3	1	0	0	1	0	7	0
Hrbek 1b	.115	7	26	2	3	1	0	1	2	2	6	0
Brown pr-rf-cf	.000	3	2	0	0	0	0	0	0	0	0	0
Morris p	.000	3	2	0	0	0	0	0	0	0	1	0
Sorrento ph-1b	.000	3	2	0	0	0	0	0	0	1	2	0
Aguilera p-ph	.000	4	1	0	0	0	0	0	0	0	0	0
Erickson p	.000	2	1	0	0	0	0	0	0	0	1	0
Tapani p	.000	2	1	0	0	0	0	0	0	0	0	0
Bedrosian p	.000	3	0	0	0	0	0	0	0	0	0	0
Guthrie p	.000	4	0	0	0	0	0	0	0	0	0	0
Leach p	.000	2	0	0	0	0	0	0	0	0	0	0
West p	.000	2	0	0	0	0	0	0	0	0	0	0
Willis p	.000	4	0	0	0	0	0	0	0	0	0	0
Totals	.232	7	241	24	56	8	4	8	24	21	48	7

Pitchers:	W	L	ERA	G	GS	CG	SHO	SV	IP	H	R	ER	BB	SO
Morris	2	0	1.17	3	3	1	1	0	23.0	18	3	3	9	15
Aguilera	1	1	1.80	4	0	0	0	2	5.0	6	1	1	1	3
Guthrie	0	1	2.25	4	0	0	0	0	4.0	3	1	1	4	3
Leach	0	0	3.86	2	0	0	0	0	2.1	2	1	1	0	2
Tapani	1	1	4.50	2	2	0	0	0	12.0	13	6	6	2	7
Erickson	0	0	5.06	2	2	0	0	0	10.2	10	7	6	4	5
Willis	0	0	5.14	4	0	0	0	0	7.0	6	4	4	2	2
Bedrosian	0	0	5.40	3	0	0	0	0	3.1	3	2	2	0	2
West	0	0	INF	2	0	0	0	0	0.0	2	4	4	4	0
Totals	4	3	3.74	7	7	1	1	2	67.1	63	29	28	26	39

GAME 1 Saturday, October 19 at Minnesota

Atlanta	0	0	0	0	1	0	1	0	—	2	6	1
Minnesota	0	0	1	0	3	1	0	0	x	5	9	1

WP — Morris. LP — Leibrandt. Save — Aguilera.

Leibrandt, Clancy (5), Wohlers (7), Stanton (8) and Olson.

Morris, Guthrie (8), Aguilera (8) and Harper.

HR — Gagne, Hrbek. T — 3:00. A — 55,108.

GAME 2 Sunday, October 20 at Minnesota

Atlanta	0	1	0	0	1	0	0	0	—	2	8	1
Minnesota	2	0	0	0	0	0	1	x	—	3	4	1

WP — Tapani. LP — Glavine. Save — Aguilera.

Glavine and Olson.

Tapani, Aguilera (9) and Harper.

HR — Davis, Leius. T — 2:37. A — 55,145.

GAME 3 Tuesday, October 22 at Atlanta

Minnesota	1	0	0	0	0	1	2	0	0	0	—	4	10	1
Atlanta	0	1	0	1	2	0	0	0	0	0	1	—	5	8

WP — Clancy. LP — Aguilera.

Erickson, West (5), Leach (5), Bedrosian (6), Willis (8), Guthrie (10), Aguilera (12) and Ortiz, Harper (8).

Avery, Peña (8), Stanton (10), Wohlers (12), Mercker (12), Clancy (12) and Olson.

HR — Justice, Smith, Puckett, Davis. T — 4:04. A — 50,878.

GAME 4 Wednesday, October 23 at Atlanta

Minnesota	0	1	0	0	0	0	1	0	0	—	2	7	0
Atlanta	0	0	1	0	0	0	1	0	1	—	3	8	0

WP — Stanton. LP — Guthrie.

Morris, Willis (7), Guthrie (8), Bedrosian (9) and Harper.

Smoltz, Wohlers (8), Stanton (8) and Olson.

HR — Pendleton, Pagliarulo. T — 2:57. A — 50,878.

GAME 5 Thursday, October 24 at Atlanta

Minnesota	0	0	0	0	0	3	0	1	1	—	5	7	1
Atlanta	0	0	0	4	1	0	6	3	x	—	14	17	1

WP — Glavine. LP — Tapani.

Tapani, Leach (5), West (7), Bedrosian (7), Willis (8) and Harper, Ortiz (8).

Glavine, Mercker (6), Clancy (7), St. Claire (9) and Olson, Cabrera (9).

HR — Justice, Smith, Hunter. T — 2:59. A — 50,878.

GAME 6 Saturday, October 26 at Minnesota

Atlanta	0	0	0	0	2	0	1	0	0	0	—	3	9	1
Minnesota	2	0	0	0	1	0	0	0	0	0	1	—	4	9

WP — Aguilera. LP — Leibbrandt.

Avery, Stanton (7), Peña (9), Leibbrandt (11) and Olson.

Erickson, Guthrie (7), Willis (7), Aguilera (10) and Ortiz, Harper (7).

HR — Pendleton, Puckett. T — 3:36. A — 55,155.

GAME 7 Sunday, October 27 at Minnesota

Atlanta	0	0	0	0	0	0	0	0	0	—	0	7	0
Minnesota	0	0	0	0	0	0	0	0	0	1	—	1	10

WP — Morris. LP — Peña.

Smoltz, Stanton (8), Peña (9) and Olson.

Morris and Harper.

T — 3:23. A — 55,118.





2002 AMERICAN LEAGUE DIVISION SERIES

TWINS VS. OAKLAND ATHLETICS

ATHLETICS:	AVG	G	AB	R	H	2B	3B	HR	RBI	BB	SO	SB
Byrnes	.000	2	1	0	0	0	0	0	0	0	1	0
Chavez	.381	5	21	3	8	0	0	1	5	2	1	0
Durham	.333	5	21	7	7	3	0	2	2	2	4	1
Dye	.400	5	20	3	8	2	0	1	1	1	5	0
Ellis	.368	5	19	1	7	2	0	1	4	1	2	0
Hatberg	.500	5	14	5	7	2	0	1	3	3	0	0
Hernandez	.059	5	17	0	1	0	0	0	0	0	4	0
Justice	.238	5	21	2	5	1	1	0	4	0	4	0
Long	.167	5	18	1	3	0	0	1	1	1	2	0
Mabry	.000	2	2	0	0	0	0	0	0	0	1	0
Myers	.000	2	1	0	0	0	0	0	0	0	1	0
Platt	.333	3	3	0	1	1	0	0	0	0	1	0
Saenz	.000	1	0	0	0	0	0	0	0	1	0	0
Tejada	.143	5	21	3	3	1	0	1	4	1	7	0
Velarde	.600	4	5	1	3	1	0	0	1	0	1	0
Totals	.288	5	184	26	53	13	1	8	25	12	34	1

Pitchers:	W	L	ERA	G	GS	CG	SHO	SV	IP	H	R	ER	BB	SO
Bowie	0	0	0.00	1	0	0	0	0	1.1	0	0	0	0	3
Bradford	0	0	0.00	2	0	0	0	0	3.0	1	0	0	0	1
Hudson	0	1	6.23	2	2	0	0	0	8.2	13	11	6	4	8
Koch	0	0	9.00	3	0	0	0	1	3.0	5	3	3	2	3
Lidle	0	0	9.00	1	0	0	0	0	1.0	2	1	1	0	0
Lilly	0	1	13.50	2	0	0	0	0	4.0	10	6	6	1	3
Mecir	0	0	0.00	1	0	0	0	0	1.0	0	0	0	0	2
Mulder	1	1	2.08	2	2	0	0	0	13.0	14	3	3	3	12
Rincon	0	0	0.00	2	0	0	0	0	3.0	2	0	0	0	2
Zito	1	0	4.50	1	1	0	0	0	6.0	5	3	3	4	8
Totals	2	3	4.09	5	5	0	0	1	44.0	52	27	22	14	42

TWINS:	AVG	G	AB	R	H	2B	3B	HR	RBI	BB	SO	SB
Cuddyer	.385	5	13	1	5	1	0	0	1	3	3	0
Guzmán	.286	5	21	5	6	2	0	1	2	2	4	2
Hocking	.500	3	6	0	3	1	0	0	1	0	1	0
Hunter	.300	5	20	4	6	4	0	0	2	1	4	0
Jones	.250	5	20	3	5	3	0	0	1	1	8	0
Kielty	.000	3	4	0	0	0	0	0	0	0	1	0
Koskie	.143	5	21	3	3	0	1	1	5	2	6	0
LeCroy	.444	3	9	1	4	0	0	0	1	0	3	0
Mientkiewicz	.250	5	20	3	5	0	0	2	4	1	1	0
Mohr	1.000	4	2	1	2	1	0	0	0	1	0	0
Ortiz	.231	4	13	0	3	2	0	0	2	0	5	0
Pierzynski	.438	5	16	4	7	0	1	1	4	2	2	0
Prince	.000	1	2	0	0	0	0	0	0	0	2	0
Rivas	.250	4	12	2	3	1	0	0	0	1	2	0
Totals	.291	5	179	27	52	15	2	5	23	14	42	2

Pitchers:	W	L	ERA	G	GS	CG	SHO	SV	IP	H	R	ER	BB	SO
Fiore	0	0	20.25	1	0	0	0	0	1.1	4	3	3	2	0
Guardado	0	0	13.50	2	0	0	0	1	2.0	5	3	3	1	1
Hawkins	0	0	0.00	3	0	0	0	0	2.1	0	0	0	0	5
Jackson	0	0	0.00	1	0	0	0	0	0.2	1	0	0	0	0
Lohse	0	0	0.00	2	0	0	0	0	4.0	2	0	0	0	5
Mays	0	1	14.73	1	1	0	0	0	3.2	9	6	6	2	1
Milton	1	0	2.57	1	1	0	0	0	7.0	6	2	2	1	3
Radke	2	0	1.54	2	2	0	0	0	11.2	14	6	2	1	7
Reed	0	1	7.20	1	1	0	0	0	5.0	6	4	4	2	8
Romero	0	0	0.00	3	0	0	0	0	3.1	3	0	0	1	2
Santana	0	0	6.00	2	0	0	0	0	3.0	3	2	2	2	2
Totals	3	2	4.50	5	5	0	0	1	44.0	53	26	22	12	34

2002 DIVISION SERIES (CONTINUED)

GAME 1 Tuesday, October 1 at Oakland

Minnesota	0	1	2	0	0	3	1	0	0	—	7	13	3
Oakland	3	2	0	0	0	0	0	0	0	—	5	12	0
WP—Radke. LP—Lilly. Save—Guardado.													
Radke, Santana (6), Romero (7), Guardado (9) and Pierzynski.													
Hudson, Lilly (6), Lidle (7), Rincón (8), Mecir (9) and Hernandez.													
HR—Koskie, Mientkiewicz. T—3:44. A—34,853.													

GAME 2 Wednesday, October 2 at Oakland

Minnesota	0	0	0	0	0	1	0	0	0	—	1	7	0
Oakland	3	0	0	5	1	0	0	0	x	—	9	14	0
WP—Mulder. LP—Mays.													
Mays, Fiore (4), Lohse (6), Hawkins (9) and Pierzynski, Prince (6).													
Mulder, Bradford (7), Koch (9) and Hernandez.													
HR—Chavez, Guzmán. T—3:04. A—31,953.													

GAME 3 Friday, October 4 at Minnesota

Oakland	2	0	0	1	0	1	2	0	0	—	6	9	1
Minnesota	0	0	0	1	2	0	0	0	0	—	3	8	0
WP—Zito. LP—Reed. Save—Koch.													
Zito, Rincón (7), Koch (9) and Hernandez.													
Reed, Santana (6), Jackson (7), Romero (8), Hawkins (9) and Pierzynski.													
HR—Durham, Hatteberg, Long, Dye. T—3:26. A—55,932.													

GAME 4 Saturday, October 5 at Minnesota

Oakland	0	0	2	0	0	0	0	0	0	—	2	7	2
Minnesota	0	0	2	7	0	0	2	0	x	—	11	12	2
WP—Milton. LP—Hudson.													
Hudson, Lilly (4), Bowie (7) and Hernandez, Myers (8).													
Milton, Lohse (8) and Pierzynski.													
HR—Tejada, Mientkiewicz. T—3:20. A—55,960.													

GAME 5 Sunday, October 6 at Oakland

Minnesota	0	1	1	0	0	0	0	3	—	5	12	0
Oakland	0	0	1	0	0	0	0	3	—	4	11	0
WP—Radke. LP—Mulder.												
Radke, Romero (5), Hawkins (8), Guardado (9) and Pierzynski.												
Mulder, Bradford (6), Koch (6) and Hernandez, Myers (9).												
HR—Durham, Ellis, Pierzynski. T—3:23. A—32,146.												



2002 AMERICAN LEAGUE CHAMPIONSHIP SERIES

TWINS VS. ANAHEIM ANGELS

ANGELS:	AVG	G	AB	R	H	2B	3B	HR	RBI	BB	SO	SB		
Anderson	.250	5	20	3	5	1	0	1	3	1	0	0		
Eckstein	.286	5	21	1	6	0	0	0	2	0	2	0		
Erstad	.364	5	22	4	8	0	0	1	2	0	3	1		
Figgins	1.000	3	1	2	1	0	0	0	0	0	0	1		
Fullmer	.333	4	12	2	4	2	0	1	4	0	2	0		
Gil	.000	1	2	0	0	0	0	0	0	0	1	0		
Glaus	.316	5	19	4	6	0	1	1	2	2	5	0		
Kennedy	.357	4	14	5	5	0	0	3	5	0	2	1		
B. Molina	.214	5	14	0	3	0	1	0	2	1	2	0		
J. Molina	.000	3	1	0	0	0	0	0	0	0	0	0		
Ochoa	.000	4	4	2	0	0	0	0	0	0	3	0		
Palmeiro	.000	2	2	0	0	0	0	0	0	0	1	0		
Salmon	.214	5	14	0	3	0	0	0	0	3	1	0		
Spiezio	.353	5	17	5	6	2	0	1	5	2	1	1		
Wooten	.250	3	8	1	2	0	0	0	1	0	3	0		
Totals	.287	5	171	29	49	5	2	8	26	9	26	3		
Pitchers:	W	L	ERA	G	GS	CG	SHO	SV	IP	H	R	ER	BB	SO
Appier	0	1	3.48	2	2	0	0	0	10.1	10	4	4	4	3
Donnelly	0	0	8.10	3	0	0	0	0	3.1	3	3	3	0	5
Lackey	1	0	0.00	1	1	0	0	0	7.0	3	0	0	0	7
Ortiz	1	0	5.06	1	1	0	0	0	5.1	10	3	3	1	3
Percival	0	0	0.00	3	0	0	0	2	3.1	0	0	0	0	3
Rodriguez	2	0	0.00	4	0	0	0	0	4.1	2	0	0	2	7
Schoeneweis	0	0	0.00	1	0	0	0	0	0.2	0	0	0	0	0
Washburn	0	0	1.29	1	1	0	0	0	7.0	6	1	1	0	7
Weber	0	0	3.38	3	0	0	0	0	2.2	3	1	1	0	3
Totals	4	1	2.45	5	5	0	0	2	44.0	37	12	12	7	38

2002 ALCS (CONTINUED)

TWINS:	AVG	G	AB	R	H	2B	3B	HR	RBI	BB	SO	SB		
Cuddyer	.200	3	5	0	1	0	0	0	0	1	1	0		
Guzmán	.167	5	18	1	3	1	0	0	0	0	3	0		
Hunter	.167	5	18	2	3	2	0	0	0	1	3	0		
Jones	.100	5	20	0	2	1	0	0	2	0	4	0		
Kielty	.000	4	3	0	0	0	0	0	1	1	2	0		
Koskie	.278	5	18	3	5	2	0	0	2	2	8	0		
Lamb	.000	2	0	0	0	0	0	0	0	0	0	0		
LeCroy	.333	1	3	0	1	0	0	0	0	0	1	0		
Mientkiewicz	.278	5	18	1	5	1	0	0	2	1	2	0		
Mohr	.417	5	12	3	5	1	0	0	0	0	4	1		
Ortiz	.313	5	16	0	5	1	0	0	2	0	5	0		
Pierzynski	.250	5	16	1	4	0	0	0	2	0	2	0		
Prince	.000	1	1	0	0	0	0	0	0	0	0	0		
Rivas	.250	5	12	1	3	0	0	0	0	1	3	0		
Totals	.231	5	160	12	37	9	0	0	11	7	38	1		
Pitchers:	W	L	ERA	G	GS	CG	SHO	SV	IP	H	R	ER	BB	SO
Guardado	0	0	0.00	1	0	0	0	1	1.0	0	0	0	1	2
Hawkins	0	0	20.25	4	0	0	0	0	1.1	4	3	3	1	1
Jackson	0	0	27.00	3	0	0	0	0	1.0	5	3	3	2	2
Lohse	0	0	0.00	1	0	0	0	0	1.0	0	0	0	0	1
Mays	1	0	2.03	2	2	0	0	0	13.1	12	4	3	0	3
Milton	0	0	1.50	1	1	0	0	0	6.0	5	1	1	2	4
Radke	0	1	2.70	1	1	0	0	0	6.2	5	2	2	1	4
Reed	0	1	10.13	1	1	0	0	0	5.1	8	6	6	0	0
Romero	0	1	22.50	4	0	0	0	0	2.0	4	5	5	2	3
Santana	0	1	10.80	4	0	0	0	0	3.1	4	4	4	0	4
Wells	0	0	9.00	2	0	0	0	0	1.0	2	1	1	0	2
Totals	1	4	6.00	5	5	0	0	1	42.0	49	29	28	9	26

GAME 1 Tuesday, October 8 at Minnesota

Anaheim	0	0	1	0	0	0	0	0	—	1	4	0
Minnesota	0	1	0	0	1	0	0	0	x	2	5	1

WP—Mays. LP—Appier. Save—Guardado.

Appier, Donnelly (6), Schoenweis (7), Weber (8) and B. Molina, J. Molina (8).

Mays, Guardado (9) and Pierzynski.

T—2:58. A—55,562.

GAME 2 Wednesday, October 9 at Minnesota

Anaheim	1	3	0	0	0	2	0	0	0	—	6	10	0
Minnesota	0	0	0	0	0	3	0	0	0	—	3	11	1

WP—Ortiz. LP—Reed. Save—Percival.

Ortiz, Donnelly (6), Rodríguez (7), Percival (8) and B. Molina.

Reed, Santana (6), Romero (7), Hawkins (7), Jackson (9) and Pierzynski.

HR—Erstad, Fullmer. T—3:13. A—55,990.

GAME 3 Friday, October 11 at Anaheim

Minnesota	0	0	0	0	0	0	1	0	0	—	1	6	0
Anaheim	0	1	0	0	0	0	0	1	x	—	2	7	0

WP—Rodríguez. LP—Romero. Save—Percival.

Milton, Hawkins (7), Santana (7), Jackson (7), Romero (7) and Pierzynski.

Washburn, Rodríguez (8), Percival (9) and B. Molina, J. Molina (8).

HR—Anderson, Glaus. T—3:13. A—44,234.

GAME 4 Saturday, October 12 at Anaheim

Minnesota	0	0	0	0	0	0	0	0	1	—	1	6	2
Anaheim	0	0	0	0	0	0	2	5	x	—	7	10	0

WP—Lackey. LP—Radke.

Radke, Santana (7), Hawkins (8), Romero (8), Jackson (8), Wells (8) and

Pierzynski.

Lackey, Rodríguez (8), Weber (9) and B. Molina.

T—2:49. A—44,830.

GAME 5 Sunday, October 13 at Anaheim

Minnesota	1	1	0	0	0	0	3	0	0	—	5	9	0
Anaheim	0	0	1	0	2	0	10	0	x	—	13	18	0

WP—Rodríguez. LP—Santana.

Mays, Santana (6), Hawkins (7), Romero (7), Wells (7), Lohse (8) and

Pierzynski, Prince (8).

Appier, Donnelly (6), Rodríguez (7), Weber (8), Percival (9) and B. Molina, J. Molina (8).

HR—Kennedy (3), Spiezo. T—3:30. A—44,835.





2003 AMERICAN LEAGUE DIVISION SERIES

TWINS VS. NEW YORK YANKEES

YANKEES:	AVG	G	AB	R	H	2B	3B	HR	RBI	BB	SO	SB
Boone	.200	4	15	1	3	1	0	0	0	0	3	1
Dellucci	.000	1	0	0	0	0	0	0	0	0	0	0
Giambi	.250	4	16	1	4	2	0	0	2	2	5	0
Jeter	.429	4	14	2	6	0	0	1	1	4	2	1
Johnson	.077	4	13	2	1	1	0	0	2	3	2	0
Matsui	.267	4	15	2	4	1	0	1	3	2	3	0
Posada	.176	4	17	1	3	1	0	0	0	0	6	0
Rivera	.333	4	12	2	4	0	0	0	0	1	0	0
Sierra	.000	1	2	0	0	0	0	0	0	0	0	0
Soriano	.368	4	19	2	7	1	0	0	4	0	6	2
Williams	.400	4	15	3	6	2	0	0	3	2	2	0
Totals	.275	4	138	16	38	9	0	2	15	14	29	4

Pitchers:	W	L	ERA	G	GS	CG	SHO	SV	IP	H	R	ER	BB	SO
Clemens	1	0	1.29	1	1	0	0	0	7.0	5	1	1	1	6
Heredia	0	0	0.00	1	0	0	0	0	2.0	1	0	0	1	1
Mussina	0	1	3.86	1	1	0	0	0	7.0	7	3	3	3	6
Nelson	0	0	0.00	1	0	0	0	0	0.0	0	0	0	1	0
Pettitte	1	0	1.29	1	1	0	0	0	7.0	4	1	1	3	10
Rivera	0	0	0.00	2	0	0	0	2	4.0	0	0	0	0	4
Wells	1	0	1.17	1	1	0	0	0	7.2	8	1	1	0	5
White	0	0	0.00	1	0	0	0	0	1.1	1	0	0	0	1
Totals	3	1	1.50	4	4	0	0	2	36.0	26	6	6	9	33

TWINS:	AVG	G	AB	R	H	2B	3B	HR	RBI	BB	SO	SB
Cuddyer	.250	1	4	0	1	0	0	0	1	0	3	0
Ford	.000	1	1	0	0	0	0	0	0	0	1	0
Gómez	.000	1	0	0	0	0	0	0	0	0	0	0
Guzmán	.154	4	13	1	2	0	0	0	0	1	2	0
Hocking	.000	1	0	0	0	0	0	0	0	0	0	0
Hunter	.429	4	14	3	6	0	1	1	2	2	2	0
Jones	.125	4	16	0	2	0	0	0	0	0	5	0
Koskie	.200	4	15	0	3	1	0	0	0	0	5	0
LeCroy	.091	3	11	1	1	0	0	0	0	1	4	0
Mientkiewicz	.133	4	15	0	2	0	0	0	0	1	2	0
Pierzynski	.231	4	13	1	3	0	0	1	1	2	0	0
Rivas	.000	4	13	0	0	0	0	0	1	0	4	0
Ryan	.000	1	1	0	0	0	0	0	0	0	1	0
Stewart	.400	4	15	0	6	2	0	0	0	2	4	1
Totals	.198	4	131	6	26	3	1	2	5	9	33	1

Pitchers:	W	L	ERA	G	GS	CG	SHO	SV	IP	H	R	ER	BB	SO
Guardado	0	0	9.00	2	0	0	0	1	2.0	5	2	2	0	2
Hawkins	1	0	6.00	3	0	0	0	0	3.0	5	3	2	0	5
Lohse	0	1	5.40	1	1	0	0	0	5.0	6	3	3	2	5
Milton	0	0	0.00	1	0	0	0	0	3.1	2	0	0	0	2
Radke	0	1	2.84	1	1	0	0	0	6.1	5	2	2	2	4
Reed	0	0	0.00	1	0	0	0	0	0.2	1	0	0	0	0
Rincón	0	0	0.00	3	0	0	0	0	2.1	1	0	0	4	1
Rogers	0	0	0.00	1	0	0	0	0	1.1	1	0	0	1	3
Romero	0	0	0.00	3	0	0	0	0	3.1	3	0	0	2	1
Santana	0	1	7.04	2	2	0	0	0	7.2	9	6	6	3	6
Totals	1	3	3.86	4	4	0	0	1	35.0	38	16	15	14	29

GAME 1 Tuesday, September 30 at New York

Minnesota	0	0	1	0	0	2	0	0	0	—	3	8	0
New York	0	0	0	0	0	0	0	1	—	1	9	1	
WP — Hawkins. LP — Mussina. Save — Guardado.													
Santana, Reed (5), Romero (5), Hawkins (7), Guardado (9) and Pierzynski.													
Mussina, Nelson (8), Heredia (8) and Posada.													
T — 3:18. A — 56,292.													

GAME 2 Thursday, October 2 at New York

Minnesota	0	0	0	0	1	0	0	0	0	—	1	4	1
New York	1	0	0	0	0	0	3	0	x	—	4	8	1
WP — Pettitte. LP — Radke. Save — Rivera.													
Radke, Hawkins (7), Romero (7), Rincón (8) and Pierzynski.													
Pettitte, Rivera (8) and Posada.													
HR — Hunter. T — 3:07. A — 56,479.													

GAME 3 Saturday, October 4 at Minnesota

New York	0	2	1	0	0	0	0	0	0	—	3	8	1
Minnesota	0	0	1	0	0	0	0	0	0	—	1	5	0
WP — Clemens. LP — Lohse. Save — Rivera.													
Clemens, Rivera (8) and Posada.													
Lohse, Rogers (6), Romero (7), Rincón (8) and Pierzynski.													
HR — Matsui, Pierzynski. T — 3:02. A — 55,915.													

GAME 4 Sunday, October 5 at Minnesota

New York	0	0	0	6	0	0	0	1	1	—	8	13	0
Minnesota	0	0	0	1	0	0	0	0	0	—	1	9	1
WP — Wells. LP — Santana.													
Wells, White (8) and Posada.													
Santana, Rincón (4), Milton (4), Hawkins (8), Guardado (9) and Pierzynski.													
HR — Jeter. T — 2:49. A — 55,875.													



2004 AMERICAN LEAGUE DIVISION SERIES

TWINS VS. NEW YORK YANKEES

YANKEES:	AVG	G	AB	R	H	2B	3B	HR	RBI	BB	SO	SB
Cairo	.214	4	14	3	3	1	0	0	1	2	5	0
Clark	.000	1	1	0	0	0	0	0	0	0	1	0
Crosby	.000	2	0	0	0	0	0	0	0	0	0	0
Jeter	.316	4	19	3	6	1	0	1	4	1	4	1
Lofton	.250	1	4	0	1	0	0	0	1	0	1	0
Matsui	.412	4	17	3	7	1	0	1	3	3	4	0
Olerud	.214	4	14	2	3	2	0	0	0	1	2	0
Posada	.222	4	18	2	4	0	0	0	0	0	6	0
Rodriguez	.421	4	19	3	8	3	0	1	3	2	1	2
Sheffield	.222	4	18	2	4	1	0	1	2	3	1	0
Sierra	.167	3	12	1	2	0	0	1	3	2	3	1
Williams	.278	4	18	2	5	1	0	1	3	1	2	0
Totals	.279	4	154	21	43	10	0	6	20	15	30	4

Pitchers:	W	L	ERA	G	GS	CG	SHO	SV	IP	H	R	ER	BB	SO
Brown	1	0	1.50	1	1	0	0	0	6.0	8	1	1	0	1
Gordon	0	0	4.91	3	0	0	0	0	3.2	2	2	2	0	3
Heredia	0	0	54.00	1	0	0	0	0	0.1	0	2	2	0	0
Lieber	0	0	4.05	1	1	0	0	0	6.2	7	3	3	1	4
Loaiza	0	0	0.00	1	0	0	0	0	2.0	4	0	0	0	0
Mussina	0	1	2.57	1	1	0	0	0	7.0	7	2	2	1	7
Quantrill	1	0	0.00	2	0	0	0	0	2.0	2	0	0	0	1
Rivera	1	0	0.00	4	0	0	0	0	5.2	2	0	0	0	2
Sturtz	0	0	6.75	2	0	0	0	0	2.2	4	2	2	3	4
Vazquez	0	0	9.00	1	1	0	0	0	5.0	7	5	5	2	6
Totals	3	1	3.73	4	4	0	0	0	41.0	43	17	17	7	28

TWINS:	AVG	G	AB	R	H	2B	3B	HR	RBI	BB	SO	SB
Blanco	.250	4	8	1	2	0	0	1	2	0	2	0
Borders	.000	2	2	0	0	0	0	0	0	0	1	0
Cuddyer	.467	4	15	1	7	0	0	0	2	0	3	0
Ford	.273	3	11	1	3	1	0	0	2	0	2	1
Guzmán	.333	4	15	2	5	0	0	0	0	2	3	1
Hunter	.353	4	17	5	6	1	0	1	2	1	1	2
Jones	.300	4	20	3	6	1	0	2	2	0	6	0
Koskie	.308	4	13	2	4	1	0	0	2	3	2	0
Kubel	.143	2	7	0	1	1	0	0	0	0	2	0
LeCroy	.333	3	3	0	1	0	0	0	0	1	1	0
Morneau	.235	4	17	1	4	2	0	0	2	0	3	0
Offerman	.000	3	3	0	0	0	0	0	1	0	0	0
Rivas	.000	3	1	0	0	0	0	0	0	0	0	0
Stewart	.200	4	10	1	4	0	0	0	2	0	2	0
Totals	.283	4	152	17	43	7	0	4	17	7	28	4

Pitchers:	W	L	ERA	G	GS	CG	SHO	SV	IP	H	R	ER	BB	SO
Balfour	0	0	0.00	2	0	0	0	0	2.2	0	0	0	0	2
Crain	0	0	0.00	1	0	0	0	0	0.1	1	0	0	0	0
Lohse	0	1	4.50	1	0	0	0	0	2.0	1	1	1	0	3
Mulholland	0	0	3.00	1	0	0	0	0	3.0	3	1	1	0	0
Nathan	0	1	3.60	3	0	0	0	1	5.0	2	2	2	5	6
Radke	0	0	7.11	1	1	0	0	0	6.1	8	5	5	3	0
Rincón	0	0	10.80	3	0	0	0	0	3.1	4	4	4	2	0
Romero	0	0	9.00	2	0	0	0	0	1.0	0	1	1	1	1
Santana	1	0	0.75	2	2	0	0	0	12.0	14	1	1	4	12
Silva	0	1	10.80	1	1	0	0	0	5.0	10	6	6	0	1
Totals	1	3	4.65	4	4	0	1	1	40.2	43	21	21	15	30

GAME 1 Tuesday, October 5 at New York

Minnesota	0	0	1	0	0	0	—	2	7	0
New York	0	0	0	0	0	0	—	0	9	0
WP—Santana. LP—Mussina. Save—Nathan.										
Santana, Rincón (8), Nathan (9) and Blanco.										
Mussina, Gordon (8), Rivera (9) and Posada.										
HR—Jones. T—2:53. A—55,749.										

GAME 2 Wednesday, October 6 at New York

Minnesota	1	2	0	0	0	2	0	0	1	—	6	12	0
New York	1	0	2	0	1	0	0	0	2	—	7	9	0
WP—Quantrill. LP—Nathan.													
Radke, Balfour (7), Rincón (8), Nathan (10), Romero (12) and Blanco, Borders (7).													
Lieber, Gordon (7), Rivera (8), Sturtz (10), Quantrill (12) and Posada.													
HR—Jeter, Sheffield, Rodriguez, Hunter. T—4:19. A—56,354.													

GAME 3 Friday, October 8 at Minnesota

New York	0	3	0	0	0	4	1	0	0	—	8	14	1
Minnesota	1	0	0	0	0	0	0	0	3	—	4	12	1
WP—Brown. LP—Silva.													
Brown, Quantrill (7), Heredia (8), Sturtz (9), Rivera (9) and Posada.													
Silva, Romero (6), Crain (6), Mulholland (7) and Blanco, LeCroy (8).													
HR—Jones, Williams, Matsui. T—3:02. A—54,803.													

GAME 4 Saturday, October 9 at Minnesota

New York	0	0	1	0	0	0	4	0	0	1	—	6	11	0
Minnesota	1	0	0	1	3	0	0	0	0	0	—	5	12	1
WP — Rivera. LP — Lohse.														
Vazquez, Loaiza (6), Gordon (8), Rivera (10) and Posada.														
Santana, Balfour (4), Rincón (4), Nathan (8), Lohse (9) and Blanco, Borders (9).														
HR — Blanco, Sierra. T — 4:16. A — 52,498.														

2006 AMERICAN LEAGUE DIVISION SERIES

TWINS VS. OAKLAND ATHLETICS

ATHLETICS:	AVG	G	AB	R	H	2B	3B	HR	RBI	BB	SO	SB
Bocachica	.000	0	0	0	0	0	0	0	0	0	0	0
Bradley	.077	3	13	1	1	0	0	1	2	0	1	0
Chavez	.200	3	10	2	2	1	0	1	1	2	4	0
Ellis	.286	2	7	0	2	0	0	0	0	0	2	0
Jimenez	.000	2	4	0	0	0	0	0	0	0	1	0
Johnson	.000	0	0	0	0	0	0	0	0	0	0	0
Kendall	.214	3	14	1	3	1	0	0	1	0	4	0
Kielty	.000	0	0	0	0	0	0	0	0	0	0	0
Kotsay	.143	3	14	2	2	0	0	1	2	0	2	0
Melhuse	.000	0	0	0	0	0	0	0	0	0	0	0
Payton	.333	3	12	3	4	0	0	0	0	0	1	0
Scutaro	.333	3	12	1	4	4	0	0	6	0	1	0
Swisher	.300	3	10	3	3	2	0	0	1	2	2	0
Thomas	.500	3	10	3	5	1	0	2	2	2	1	0
Totals	.245	3	106	16	26	9	0	5	15	6	19	0

Pitchers:	W	L	ERA	G	GS	CG	SHO	SV	IP	H	R	ER	BB	SO
Blanton	0	0	0.00	0	0	0	0	0	0.0	0	0	0	0	0
Calero	1	0	0.00	1	0	0	0	0	1.0	0	0	0	1	1
Duchscherer	0	0	2.25	2	0	0	0	0	4.0	1	1	1	0	4
Gaudin	0	0	0.00	0	0	0	0	0	0.0	0	0	0	0	0
Harden	0	0	0.00	0	0	0	0	0	0.0	0	0	0	0	0
Haren	1	0	3.00	1	1	0	0	0	6.0	9	2	2	1	2
Kennedy	0	0	0.00	0	0	0	0	0	0.0	0	0	0	0	0
Loaiza	0	0	3.60	1	1	0	0	0	5.0	8	2	2	0	2
Saarloos	0	0	0.00	0	0	0	0	0	0.0	0	0	0	0	0
Street	0	0	3.00	3	0	0	0	2	3.0	4	1	1	1	1
Zito	1	0	1.13	1	1	0	0	0	8.0	4	1	1	3	1
Totals	3	0	2.33	3	3	0	0	2	27.0	26	7	7	6	11

TWINS:	AVG	G	AB	R	H	2B	3B	HR	RBI	BB	SO	SB
Bartlett	.273	3	11	0	3	1	0	0	0	0	2	0
Castillo	.273	3	11	0	3	0	0	0	0	3	3	0
Cuddyer	.250	3	12	2	3	0	1	1	1	0	2	0
Ford	.000	1	0	0	0	0	0	0	0	0	0	0
Hunter	.273	3	11	1	3	1	0	1	2	0	1	0
Kubel	.000	0	0	0	0	0	0	0	0	0	0	0
Mauer	.182	3	11	0	2	0	0	0	0	1	0	0
Morneau	.417	3	12	3	5	1	0	2	2	0	0	0
Nevin	.000	1	3	0	0	0	0	0	0	0	0	0
Punto	.167	3	12	0	2	0	0	0	0	0	1	0
Redmond	.000	0	0	0	0	0	0	0	0	0	0	0
Rodriguez	.000	0	0	0	0	0	0	0	0	0	0	0
Tyner	.000	2	6	0	0	0	0	0	0	2	2	1
White	.417	3	12	1	5	1	0	1	2	0	0	0
Totals	.257	3	101	7	26	4	1	5	7	6	11	1

Pitchers:	W	L	ERA	G	GS	CG	SHO	SV	IP	H	R	ER	BB	SO
Bonser	0	0	3.00	1	1	0	0	0	6.0	7	2	2	1	3
Crain	0	0	9.00	2	0	0	0	0	1.0	3	3	1	1	1
Guerrier	0	0	0.00	1	0	0	0	0	1.0	0	0	0	0	0
Nathan	0	0	0.00	1	0	0	0	0	0.2	1	0	0	0	1
Neshek	0	1	9.00	2	0	0	0	0	1.0	1	1	1	0	1
Perkins	0	0	0.00	1	0	0	0	0	0.1	2	0	0	0	0
Radke	0	1	6.75	1	1	0	0	0	4.0	5	4	3	1	2
Reyes	0	0	9.00	2	0	0	0	0	1.0	1	3	1	2	0
Rincón	0	0	3.00	2	0	0	0	0	3.0	1	1	1	0	3
Santana	0	1	2.25	1	1	0	0	0	8.0	5	2	2	1	8
Silva	0	0	0.00	0	0	0	0	0	0.0	0	0	0	0	0
Totals	0	3	3.81	3	3	0	0	0	26.0	26	16	11	6	19

GAME 1 Tuesday, October 3 at Minnesota

Oakland	0	2	0	0	0	0	0	1	—	3	7	0
Minnesota	0	0	0	0	0	1	0	1	—	2	5	2
WP — Zito. LP — Santana. Save — Street.												
Zito, Street (9) and Kendall.												
Santana, Crain (9), Neshek (9) and Mauer.												
HR — Thomas (2), White. T — 2:19. A — 55,542.												

GAME 2 Wednesday, October 4 at Minnesota

Oakland	0	0	0	0	2	0	2	0	1	—	5	11	0
Minnesota	0	0	0	0	2	0	0	0	—	2	9	0	
WP — Calero. LP — Neshek. Save — Street.													
Loaiza, Calero (6), Duchscherer (7), Street (9) and Kendall.													
Bonser, Neshek (7), Reyes (7), Rincón (8), Nathan (9) and Mauer.													
HR — Kotsay, Morneau, Cuddyer. T — 3:02. A — 55,710.													

GAME 3 Friday, October 6 at Oakland

Minnesota	0	0	0	1	0	1	0	1	0	—	3	12	3
Oakland	0	2	2	0	0	0	4	0	x	—	8	8	1
WP — Haren. LP — Radke.													
Radke, Perkins (5), Rincón (5), Reyes (7), Crain (7), Guerrier and Mauer.													
Haren, Duchscherer (7), Street (9) and Kendall.													
HR — Hunter, Morneau, Chavez, Bradley. T — 2:55. A — 35,694.													



2009 AMERICAN LEAGUE DIVISION SERIES

TWINS VS. NEW YORK YANKEES

YANKEES:	AVG	G	AB	R	H	2B	3B	HR	RBI	BB	SO	SB
Cabrera	.167	3	12	1	2	0	0	0	0	0	5	0
Cano	.167	3	12	1	2	0	0	0	1	0	1	0
Cervelli	.000	1	0	0	0	0	0	0	0	0	0	0
Damon	.083	3	12	0	1	0	0	0	0	1	4	0
Gardner	.000	1	0	0	0	0	0	0	0	0	0	1
Hairston	.000	1	0	0	0	0	0	0	0	0	0	0
Jeter	.400	3	10	4	4	2	0	1	2	3	0	0
Matsui	.222	3	9	1	2	0	0	1	2	3	3	0
Molina	.000	1	1	0	0	0	0	0	0	0	0	0
Posada	.365	3	11	1	4	0	0	1	2	0	2	0
Rodriguez	.455	3	11	4	5	0	0	2	6	1	2	0
Swisher	.083	3	12	0	1	1	0	0	1	0	4	0
Teixeira	.167	3	12	3	2	0	0	1	1	1	1	0
Totals	.225	3	102	15	23	3	0	6	15	9	22	1

Pitchers:	W	L	ERA	G	GS	CG	SHO	SV	IP	H	R	ER	BB	SO
Aceves	0	0	0.00	1	0	0	0	0	1.0	1	0	0	1	1
Burnett	0	0	1.50	1	0	0	0	0	6.0	3	1	0	5	6
Chamberlain	0	0	0.00	3	0	0	0	0	1.2	2	0	0	0	0
Coke	0	0	0.00	2	0	0	0	0	0.2	0	0	0	0	1
Hughes	0	0	9.00	3	0	0	0	0	2.0	5	2	2	1	3
Marte	0	0	0.00	1	0	0	0	0	0.0	2	0	0	0	0
Pettitte	1	0	1.42	1	1	0	0	0	6.1	3	1	1	1	7
Rivera	0	0	0.00	3	0	0	0	1	3.2	4	0	0	1	7
Robertson	1	0	0.00	1	0	0	0	0	1.0	1	0	0	0	0
Sabathia	1	0	1.35	1	1	0	0	0	6.2	8	2	1	0	8
Totals	3	0	1.55	3	3	0	0	0	29.0	29	6	5	9	34

TWINS:	AVG	G	AB	R	H	2B	3B	HR	RBI	BB	SO	SB
Cabrera	.154	3	13	1	2	0	0	0	0	2	3	1
Cuddyer	.429	3	14	0	6	0	0	0	1	0	2	0
Gómez	.000	1	4	1	0	0	0	0	0	1	2	0
Harris	.250	3	12	1	3	0	1	0	1	0	3	0
Kubel	.071	3	14	0	1	0	0	0	0	0	9	0
Mauer	.417	3	12	1	5	1	0	0	1	2	4	0
Morales	.000	1	3	0	0	0	0	0	0	0	2	0
Punto	.444	3	9	0	4	1	0	0	1	3	1	0
Span	.400	3	15	1	6	1	0	0	1	0	2	1
Tolbert	.200	2	5	0	1	0	0	0	0	0	1	0
Young	.083	3	12	1	1	1	0	0	0	1	5	1
Totals	.257	3	113	6	29	4	1	0	5	9	34	3

Pitchers:	W	L	ERA	G	GS	CG	SHO	SV	IP	H	R	ER	BB	SO
Blackburn	0	0	1.59	1	1	0	0	0	5.2	3	1	1	2	3
Duensing	0	1	9.64	1	1	0	0	0	4.2	7	5	5	1	3
Guerrier	0	0	0.00	2	2	0	0	0	2.0	0	0	0	0	2
Liriano	0	0	4.50	1	0	0	0	0	2.0	1	2	1	1	1
Mahay	0	0	5.40	3	0	0	0	0	1.2	0	1	1	1	2
Mijares	0	1	13.50	2	0	0	0	0	0.2	1	1	1	1	0
Nathan	0	0	9.00	2	0	0	0	0	2.0	5	2	2	1	2
Pavano	0	1	2.57	1	1	0	0	0	7.0	5	2	2	0	9
Rauch	0	0	6.75	3	0	0	0	0	1.1	1	1	1	2	0
Totals	0	3	4.67	3	3	0	0	0	27.0	23	15	14	9	22

GAME 1 Wednesday, October 7 at New York

Minnesota	0	0	2	0	0	0	0	0	—	2	9	1
New York	0	0	2	1	3	0	1	0	x	7	9	0
WP — Sabathia. LP — Duensing.												
Sabathia, Hughes (7), Coke (8), Chamberlain (8), Rivera (9) and Posada.												
Duensing, Liriano (5), Rauch (7), Mahay (8) and Mauer.												
HR — Jeter, Matsui. T — 3:38. A — 49,464.												

GAME 2 Friday, October 9 at New York

Minnesota	0	0	0	0	1	0	2	0	0	—	3	12	1		
New York	0	0	0	0	0	1	0	0	2	0	1	—	4	7	0
WP — Robertson. LP — Mijares.															
Burnett, Chamberlain (7), Coke (7), Hughes (8), Rivera (9), Aceves (10), Marte (11), Robertson (11) and Molina, Posada (7).															
Blackburn, Mahay (6), Rauch (7), Guerrier (8), Nathan (9), Mijares (10) and Mauer.															
HR — Rodriguez, Teixeira. T — 4:22. A — 50,006.															

GAME 3 Sunday, October 11 at Minnesota

New York	0	0	0	0	0	2	0	2	—	4	7	0
Minnesota	0	0	0	0	1	0	0	0	—	1	7	0
WP — Pettitte. LP — Pavano. Save — Rivera.												
Pettitte, Chamberlain (7), Hughes (8), Rivera (8) and Posada.												
Pavano, Guerrier (8), Mahay (9), Rauch (9), Mijares (9), Nathan (9) and Mauer.												
HR — Rodriguez, Posada. T — 3:45. A — 54,735.												



2010 AMERICAN LEAGUE DIVISION SERIES

TWINS VS. NEW YORK YANKEES

YANKEES:	AVG	G	AB	R	H	2B	3B	HR	RBI	BB	SO	SB
Berkman	.500	1	4	2	2	1	0	1	2	0	1	0
Cano	.333	3	12	3	4	0	1	0	1	0	0	0
Gardner	.200	3	10	1	2	0	0	0	1	1	3	1
Golson	.000	2	0	0	0	0	0	0	0	0	0	0
Granderson	.455	3	11	2	5	1	1	0	3	1	1	1
Jeter	.286	3	14	0	4	0	0	0	1	0	3	1
Posada	.273	3	11	2	3	0	0	0	2	1	4	0
Rodriguez	.273	3	11	1	3	0	0	0	1	1	2	1
Swisher	.333	3	12	3	4	2	0	1	1	1	1	0
Teixeira	.308	3	13	2	4	1	0	1	3	1	2	0
Thames	.286	2	7	1	2	0	0	1	2	1	1	0
Totals	.314	3	105	17	33	5	2	4	17	7	18	4

Pitchers:	W	L	ERA	G	GS	CG	SHO	SV	IP	H	R	ER	BB	SO
Hughes	1	0	0.00	1	1	0	0	0	7.0	4	0	0	1	6
Logan	0	0	0.00	2	0	0	0	0	1.0	1	0	0	0	0
Pettitte	1	0	2.57	1	1	0	0	0	7.0	5	2	2	1	4
Rivera	0	0	0.00	3	0	0	0	2	3.1	2	0	0	0	1
Robertson	0	0	0.00	2	0	0	0	0	0.2	0	0	0	0	1
Sabathia	1	0	4.50	1	1	0	0	0	6.0	5	4	3	3	5
Wood	0	0	4.50	3	0	0	0	0	2.0	4	1	1	2	3
Totals	3	0	2.00	3	3	0	0	2	27.0	21	6	6	8	20

TWINS:	AVG	G	AB	R	H	2B	3B	HR	RBI	BB	SO	SB
Cuddyer	.182	3	11	1	2	1	0	1	2	0	4	0
Hardy	.100	3	10	0	1	1	0	0	0	0	2	0
Hudson	.333	3	12	2	4	0	0	1	2	0	2	0
Kubel	.000	3	8	0	0	0	0	0	0	3	2	0
Mauer	.250	3	12	0	3	0	0	0	0	1	3	0
Reeko	.000	1	0	0	0	0	0	0	0	0	0	0
Span	.308	3	13	0	4	0	0	0	0	0	0	0
Thome	.100	3	10	2	1	0	0	0	0	2	3	0
Tolbert	.000	1	0	0	0	0	0	0	0	0	0	0
Valencia	.222	3	9	1	2	1	0	0	2	1	3	0
Young	.333	3	12	1	4	3	1	0	0	1	1	0
Totals	.216	3	97	7	21	3	1	2	6	8	20	0

Pitchers:	W	L	ERA	G	GS	CG	SHO	SV	IP	H	R	ER	BB	SO
Baker	0	0	3.86	1	0	0	0	0	2.1	3	1	1	0	2
Capps	0	0	9.00	1	0	0	0	0	1.0	2	1	1	0	0
Crain	0	1	54.00	1	0	0	0	0	0.1	3	2	2	0	0
Duensing	0	1	13.50	1	1	0	0	0	3.1	7	5	5	1	1
Fuentes	0	0	0.00	2	0	0	0	0	2.2	1	0	0	0	2
Guerrier	0	0	0.00	2	0	0	0	0	1.2	1	0	0	1	2
Liriano	0	0	6.35	1	1	0	0	0	5.2	6	4	4	3	7
Mijares	0	0	0.00	3	0	0	0	0	1.1	0	0	0	1	0
Pavano	0	1	6.00	1	1	0	0	0	6.0	10	4	4	1	3
Rauch	0	0	0.00	2	0	0	0	0	1.2	0	0	0	0	1
Totals	0	3	5.88	3	3	0	0	0	26.0	33	17	17	7	18

GAME 1 Wednesday, October 6 at Minnesota

New York	0	0	0	0	0	4	2	0	0	—	6	9	0
Minnesota	0	2	1	0	0	1	0	0	0	—	4	8	0

WP — Sabathia. LP — Crain. Save — Rivera.

Sabathia, Logan (7), Robertson (7), Wood (8), Rivera (8) and Posada.

Liriano, Mijares (6), Crain (7), Fuentes (7), Rauch (9) and Mauer.

HR — Cuddyer, Teixeira. T — 3:47. A — 42,032.

GAME 2 Thursday, October 7 at Minnesota

New York	0	0	0	1	1	0	2	0	—	5	12	0
Minnesota	0	1	0	0	0	1	0	0	—	2	6	0

WP — Pettitte. LP — Pavano. Save — Rivera.

Pettitte, Wood (8), Rivera (9) and Posada.

Pavano, Mijares (7), Rauch (7), Guerrier (8), Capps (9) and Mauer.

HR — Berkman, Hudson. T — 2:59. A — 42,035.

GAME 3 Saturday, October 9 at New York

Minnesota	0	0	0	0	0	0	0	1	0	—	1	7	0
New York	0	1	1	3	0	0	1	0	x	—	6	12	0

WP — Hughes. LP — Duensing.

Hughes, Wood (8), Logan (8), Robertson (8), Rivera (9) and Posada.

Duensing, Guerrier (4), Baker (5), Mijares (7), Fuentes (8) and Mauer.

HR — Thames, Swisher. T — 3:06. A — 50,840.

2017 AMERICAN LEAGUE WILD CARD GAME

TWINS VS. NEW YORK YANKEES

Twins.....	3	0	1	0	0	0	0	0	0	0	—	4	9	1
Yankees.....	3	1	1	2	0	0	1	0	X		—	8	9	0

Twins	AB	R	H	RBI
Brian Dozier, 2b.....	4	1	2	1
Joe Mauer, 1b.....	5	0	1	0
Jorge Polanco, ss.....	4	2	1	0
Eddie Rosario, lf-cf.....	3	1	1	2
Eduardo Escobar, 3b.....	4	0	2	0
Max Kepler, rf.....	3	0	1	0
Byron Buxton, cf.....	2	0	0	1
Zack Granite, cf.....	2	0	1	0
Chris Gimenez, c.....	0	0	0	0
Jason Castro, c.....	3	0	0	0
Ehire Adrianza, ph-lf.....	1	1	0	0
Robbie Grossman, dh.....	4	0	0	0
Totals.....	35	4	9	4

Yankees	AB	R	H	RBI
Brett Gardner, lf.....	4	3	2	1
Aaron Judge, rf.....	4	3	2	2
Gary Sánchez, c.....	4	1	2	0
Didi Gregorius, ss.....	3	1	1	3
Starlin Castro, 2b.....	4	0	0	0
Greg Bird, 1b.....	3	0	1	1
Aaron Hicks, cf.....	3	0	1	1
Jacoby Ellsbury, dh.....	4	0	0	0
Todd Frazier, 3b.....	4	0	0	0
Totals.....	33	8	9	8

E — Rosario. LOB — Twins 8, Yankees 6. 2B — Kepler, Sanchez. HR — Dozier, Rosario, Gregorius, Gardner, Judge. IBB — Gregorius. GDP — Mauer. SB — Buxton.

PITCHING

Twins	IP	H	R	ER	BB	SO
Ervin Santana.....	2.0	3	4	4	2	0
José Berrios (L).....	3.0	5	3	3	0	4
Trevor Hildenberger.....	1.1	1	1	1	2	0
Taylor Rogers.....	0.1	0	0	0	0	1
Alan Busenitz.....	0.1	0	0	0	1	0
Matt Belisle.....	1.0	0	0	0	0	0
Totals.....	8.0	9	8	8	5	5

Yankees	IP	H	R	ER	BB	SO
Luis Severino.....	0.1	4	3	3	1	0
Chad Green.....	2.0	1	1	1	2	4
David Robertson (W).....	3.1	3	0	0	1	5
Tommy Kahnle.....	2.1	0	0	0	0	1
Aroldis Chapman.....	1.0	1	0	0	0	3
Totals.....	9.0	9	4	4	4	13

WP — Robertson. IBB — Hildenberger. Umpires — Marquez, Winters, Cooper, Barksdale, Gibson, Tumpane.
T — 3:51. A — 49,280. Weather — 62 degrees.



DID YOU Know?

...that Brian Dozier's leadoff home run in the 2017 AL Wild Card game marked the first time in baseball history that a given year's slate of Postseason games began with a home run.

TWINS POSTSEASON RECORDS

SERIES-BY-SERIES

YEAR	SERIES	OPPONENT	W	L
1965	WS	Los Angeles-NL	3	4
1969	ALCS	Baltimore	0	3
1970	ALCS	Baltimore	0	3
1987	ALCS	Detroit	4	1
	WS	St. Louis	4	3
1991	ALCS	Toronto	4	1
	WS	Atlanta	4	3
2002	ALDS	Oakland	3	2
	ALCS	Anaheim	1	4
2003	ALDS	New York-AL	1	3
2004	ALDS	New York-AL	1	3
2006	ALDS	Oakland	0	3
2009	ALDS	New York-AL	0	3
2010	ALDS	New York-AL	0	3
2017	ALWC	New York-AL	0	1

ALL ROUNDS

AL Wild Card Game	(0-1 in series, 1 game)
AL Division Series	(1-5 in series, 22 games)
AL Championship Series	(2-3 in series, 21 games)
World Series	(2-1 in series, 21 games)
TOTAL	(5-10 in series, 65 games)

W	L
0	1
5	17
9	12
11	10
25	40

RECORD BY OPPONENT

YEAR	ALWC	ALDS	ALCS	WS	TOTAL
Atlanta	--	--	--	4-3 (1-0)	4-3 (1-0)
Baltimore	--	--	0-6 (0-2)	--	0-6 (0-2)
Detroit	--	--	4-1 (1-0)	--	4-1 (1-0)
Los Angeles-AL	--	--	1-4 (0-1)	--	1-4 (0-1)
Los Angeles-NL	--	--	--	3-4 (0-1)	3-4 (0-1)
New York-AL	0-1 (0-1)	2-12 (0-4)	--	--	2-13 (0-5)
Oakland	--	3-5 (1-1)	--	--	3-5 (1-1)
St. Louis	--	--	--	4-3 (1-0)	4-3 (1-0)
Toronto	--	--	4-1 (1-0)	--	4-1 (1-0)

POSTSEASON AWARDS

YEAR	SERIES	AWARD	PLAYER
1965	WS	World Series MVP	Sandy Koufax
1987	ALCS	Leland S. MacPhail, Jr. Award (ALCS MVP)	Gary Gaetti
	WS	World Series MVP	Frank Viola
1991	ALCS	Leland S. MacPhail, Jr. Award (ALCS MVP)	Kirby Puckett
	WS	World Series MVP	Jack Morris
2002	ALCS	Leland S. MacPhail, Jr. Award (ALCS MVP)	Adam Kennedy



TWINS POSTSEASON RECORDS

TEAM SINGLE-GAME RECORDS

BATTING AND BASE-RUNNING

CATEGORY	RECORD	OPPONENT AND DATE
Runs.....	11 2 times	last, ALDS Game 4 vs. Oakland, October 5, 2002
Fewest Runs.....	0 4 times	last, ALCS Game 2 at Baltimore, October 5, 1969
Runs, Inning.....	7 2 times	last, ALDS Game 4 vs. Oakland (4th), October 5, 2002
Hits.....	15 2 times	last, WS Game 6 vs. St. Louis, October 24, 1987
Fewest Hits.....	3 2 times	last, ALCS Game 2 at Baltimore, October 5, 1969
Extra-Base Hits.....	6 4 times	last, ALDS Game 5 at Oakland, October 6, 2002
Singles.....	12	ALCS Game 5 at Toronto, October 13, 1991
Doubles.....	5 2 times	last, ALDS Game 5 at Toronto, October 13, 1991
Triples.....	2	last, WS Game 5 at Atlanta, October 24, 1991
Home runs.....	2 17 times	last, ALWC at New York, October 3, 2017
Walks.....	7 2 times	last, ALDS Game 2 at New York, October 9, 2009
Strikeouts.....	13 2 times	last, ALWC at New York, October 3, 2017
Stolen Bases.....	4	ALCS Game 1 vs. Toronto, October 8, 1991
Runs in Shutout.....	2	ALDS Game 1 at New York, October 5, 2004
Walk-off Wins.....	2 times	last, WS Game 7 vs. Atlanta, October 27, 1991

PITCHING

CATEGORY	RECORD	OPPONENT AND DATE
Runs Allowed.....	14	WS Game 5 at Atlanta, October 24, 1991
Fewest Runs Allowed.....	0 2 times	last, ALDS Game 1 at New York, October 5, 2004
Runs Allowed, Inning.....	10	ALCS Game 5 at Anaheim (7th), October 13, 2002
Hits Allowed.....	18 2 times	last, ALCS Game 5 at Anaheim, October 13, 2002
Fewest Hits Allowed.....	4	ALCS Game 1 vs. Anaheim, October 8, 2002
Extra-Base Hits Allowed.....	8 2 times	last, WS Game 5 at Atlanta, October 24, 1991
Singles Allowed.....	14	ALCS Game 5 at Anaheim, October 13, 2002
Doubles Allowed.....	6	ALCS Game 3 vs. Baltimore, October 6, 1969
Triples Allowed.....	3	WS Game 5 at Atlanta, October 24, 1991
Home Runs Allowed.....	4 2 times	last, ALCS Game 5 at Anaheim, October 13, 2002
Walks Allowed.....	8 2 times	last, WS Game 3 at Atlanta, October 22, 1991
Strikeouts.....	16	ALDS Game 4 vs. New York, October 9, 2004
Stolen Bases Allowed.....	5	WS Game 5 at St. Louis, October 22, 1987
Runs Allowed in Shutout.....	7	WS Game 5 at Los Angeles, October 11, 1965
Complete Games.....	4 times	last, WS Game 7 vs. Atlanta (Morris - 10.0 IP), October 27, 1991
Walk-off Losses.....	6 times	last, ALDS Game 2 at New York, October 9, 2009

FIELDING

CATEGORY	RECORD	OPPONENT AND DATE
Double Plays.....	3 2 times	last, ALDS Game 1 at New York, October 5, 2004
Double Plays, Opponent.....	2 11 times	last, ALDS Game 2 vs. New York, October 7, 2010
Errors.....	3 2 times	last, ALDS Game 3 at Oakland, October 6, 2006
Errors, Opponent.....	3 2 times	last, ALCS Game 4 at Detroit, October 11, 1987

MISCELLANEOUS

CATEGORY	RECORD	OPPONENT AND DATE
Left on Base.....	17	ALDS Game 2 at New York (11 inn.), October 9, 2009
Left on Base, Opponent.....	12 2 times	last, ALDS Game 1 at Oakland, October 1, 2002
Longest Game, Innings.....	12 3 times	last, ALDS Game 2 at New York, October 6, 2004
Longest Game, Time.....	4:22	ALDS Game 2 at New York, October 9, 2009
Largest Margin of Victory.....	9 2 times	last, ALDS Game 4 vs. Oakland (11-2), October 5, 2002
Largest Margin of Defeat.....	9 2 times	last, WS Game 5 at Atlanta (14-5), October 24, 1991
Largest Crowd, Home.....	55,990	ALCS Game 2 vs. Anaheim, October 9, 2002
Largest Crowd, Away.....	56,479	ALDS Game 2 at New York, October 2, 2003



TWINS POSTSEASON RECORDS

INDIVIDUAL SINGLE-GAME RECORDS

BATTING AND BASERUNNING

CATEGORY	RECORD	PLAYER	OPPONENT AND DATE
At-Bats.....	6	12, last Span/Kubel/Cuddyer.....	ALDS Game 2 at New York, October 9, 2009
Runs.....	4	Puckett.....	WS Game 6 vs. St. Louis, October 24, 1987
Hits.....	4	2, last Pierzynski.....	ALDS Game 1 at Oakland, October 1, 2002
Doubles.....	2	7, last Guzmán.....	ALDS Game 5 at Oakland, October 6, 2002
Triples.....	1	19, last Young.....	ALDS Game 2 vs. New York, October 7, 2010
Home Runs.....	2	Gaetti.....	ALCS Game 1 vs. Detroit, October 7, 1987
Grand Slams.....	1	2, last Hrbek.....	WS Game 6 vs. St. Louis, October 24, 1987
RBI.....	5	Gladden.....	WS Game 1 vs. St. Louis, October 17, 1987
Walks.....	3	2, last Puckett.....	WS Game 7 vs. Atlanta, October 27, 1991
Strikeouts.....	4	3, last Kubel.....	ALDS Game 2 at New York, October 9, 2009
Hitting Streak.....	9	2, last Mauer.....	October 4, 2006–October 3, 2017

PITCHING

CATEGORY	RECORD	PLAYER	OPPONENT AND DATE
Innings Pitched.....	10.2	Boswell.....	ALCS Game 2 at Baltimore, October 5, 1969
Strikeouts.....	9	Pavano.....	ALDS Game 3 vs. New York, October 11, 2009
Walks Allowed.....	7	Boswell.....	ALCS Game 2 at Baltimore, October 5, 1969
Earned Runs Allowed.....	7	Perry.....	ALCS Game 1 vs. Baltimore, October 3, 1970
Hits Allowed.....	10	3, last Pavano.....	ALDS Game 2 vs. New York, October 7, 2010
Home Runs Allowed.....	4	Reed.....	ALDS Game 3 vs. Oakland, October 4, 2002
Longest No-hit Bid (Innings).....	4.2	Blackburn.....	ALDS Game 2 at New York, October 9, 2009

LAST TIME IT HAPPENED...

TWINS BATTING:

Grand Slam.....	Hrbek, WS Game 6 vs. STL, 10/24/1987 (2 all-time)
Inside-the-Park Home Run.....	never
Pinch-hit Home Run.....	Davis, WS Game 3 at ATL, 10/22/1991 (2 all-time)
Four-hit Game.....	Pierzynski, ALDS Game 1 at OAK, 10/1/2002 (2 all-time)
Five-hit Game.....	never
Two Hits, One Inning.....	Mientkiewicz, ALDS Game 4 vs. OAK, 10/5/2002 (4th inning, 2 singles; 3 all-time)
Two-Homer Game.....	Gaetti, ALCS Game 1 vs. DET, 10/7/1987 (1 all-time)
Three-Homer Game.....	never
Back-to-back Home Runs.....	Cuddyer/Morneau, ALDS Game 2 vs. OAK 10/4/2006 (2 all-time)
Three-Homer Inning.....	never
Walk-off Home Run.....	Puckett, WS Game 6 vs. ATL, 10/26/1991 (1 all-time)
Leadoff Home Run.....	Dozier, ALWC at NYY, 10/3/2017 (1 all-time)
Consecutive HRs to Lead Off Game.....	never
Pitcher Home Run.....	Grant, WS Game 6 vs. LAD, 10/13/1965 (1 all-time)

TWINS PITCHING:

One-Hitter.....	never
Two-Hitter.....	never
10+ Innings Pitched.....	Morris (10.0 IP), WS Game 7 vs. ATL 10/27/1991 (1 all-time)
Complete Game.....	Morris, WS Game 7 vs. ATL 10/27/1991 (4 all-time)
Complete Game Shutout.....	Morris, WS Game 7 vs. ATL 10/27/1991 (1 all-time)

TWINS MISCELLANEOUS:

Triple Play.....	never
Position Player Pitching.....	never
Three or more Steals.....	never

OPPONENT BATTING:

Grand Slam.....	Cuellar, ALCS Game 1 vs. BAL, 10/3/1970 (1 all-time)
Inside-the-Park Home Run.....	Kotsay, ALDS Game 2 vs. OAK, 10/4/2006 (2 all-time)
Pinch-hit Home Run.....	never
Four-hit Game.....	Rodríguez, ALDS Game 2 at NYY, 10/6/2004 (7 all-time)
Five-hit Game.....	Blair, ALCS Game 3 vs. BAL, 10/6/1969 (1 all-time)
Two Hits, One Inning.....	Spiezio/Kennedy, ALCS Game 5 at ANA, 10/13/2002 (2 singles/single and home run; 2 all-time)
Two-Homer Game.....	Thomas, ALDS Game 1 vs. OAK, 10/3/2006 (2 all-time)
Three-Homer Game.....	Kennedy, ALCS Game 5 at ANA, 10/13/2002 (1 all-time)
Back-to-back Home Runs.....	Durham/Hatteberg, ALDS Game 3 vs. OAK 10/4/2002 (2 all-time)
Three-Homer Inning.....	Cuellar/Buford/Powell, ALCS Game 1 vs. BAL 10/3/1970 (1 all-time)
Walk-off Home Run.....	Teixeira, ALDS Game 2 at NYY, 10/9/2009 (1 all-time)
Leadoff Home Run.....	Jeter, ALDS Game 2 at NYY, 10/6/2004 (2 all-time)
Consecutive HRs to Lead Off Game.....	Durham/Hatteberg, ALDS Game 3 vs. OAK 10/4/2002 (1 all-time)
Pitcher Home Run.....	Cuellar, ALCS Game 1 vs. BAL, 10/3/1970 (1 all-time)

OPPONENT PITCHING:

One-Hitter.....	never
Two-Hitter.....	never
10+ Innings Pitched.....	McNally (11.0 IP), ALCS Game 2 at BAL 10/5/1969 (1 all-time)
Complete Game.....	Glavine, WS Game 2 vs. ATL 10/20/1991 (10 all-time)
Complete Game Shutout.....	McNally, ALCS Game 2 at BAL 10/5/1969 (4 all-time)

OPPONENT MISCELLANEOUS:

Triple Play.....	never
Position Player Pitching.....	never
Three or more Steals.....	Davis, WS Game 5 at LAD 10/11/1965 (1 all-time)

TWINS POSTSEASON RECORDS

HOME RUN DATA

BACK-TO-BACK HOME RUNS

ROUND	PLAYERS	PITCHER(S)	OPPONENT AND DATE (INNING)
ALCS	Michael Cuddyer/Justin Morneau	Loaiza	Game 2 vs. Oakland, October 4, 2006 (6th)
ALCS	Harmon Killebrew/Tony Oliva	McNally	Game 2 vs. Baltimore, October 4, 1970 (4th)

GRAND SLAMS

ROUND	PLAYER	PITCHER	OPPONENT AND DATE (INNING)
WS	Dan Gladden	Forsch	Game 1 vs. St. Louis, October 17, 1987 (4th)
	Kent Hrbek	Dayley	Game 6 vs. St. Louis, October 24, 1987 (6th)

LEADOFF HOME RUNS

ROUND	PLAYER	PITCHER	OPPONENT AND DATE (INNING)
ALWC	Brian Dozier	Severino	at New York, October 3, 2017 (1st)

MULTI-HOMER GAMES

ROUND	PLAYER	PITCHER(S)	OPPONENT AND DATE (# OF HOME RUNS)
ALCS	Gary Gaetti	Alexander	Game 1 vs. Detroit, October 7, 1987 (2)

PINCH-HIT HOME RUNS

ROUND	PLAYER	PITCHER	OPPONENT AND DATE (INNING)
ALCS	Mike Pagliarulo	Timlin	Game 3 at Toronto, October 11, 1991 (10th)
WS	Chili Davis	Peña	Game 3 at Atlanta, October 22, 1991 (8th)

FIRST POSTSEASON AT-BAT

ROUND	PLAYER	PITCHER	OPPONENT AND DATE (INNING)
ALWC	Brian Dozier	Severino	at New York, October 3, 2017 (1st)
	Eddie Rosario	Severino	at New York, October 3, 2017 (1st)
ALCS	Gary Gaetti	Alexander	Game 1 vs. Detroit, October 7, 1987 (2nd, 5th)
WS	Don Mincher	Drysdale	Game 1 vs. Los Angeles, October 6, 1965 (2nd)

WALK-OFF HOME RUNS

ROUND	PLAYER	PITCHER	OPPONENT AND DATE (INNING)
WS	Kirby Puckett	Leibrandt	Game 6 vs. Atlanta, October 26, 1991 (11th)

POSTSEASON GAMES DECIDED IN LAST AT-BAT

DATE	SERIES	OPPONENT	W/L	FINAL	RUNS SCORED	NOTES
October 4, 1969	ALCS Game 1	at BAL	L	3-4 (12)	1 in bot 12th	Blair bunt single off Perranoski
October 5, 1969	ALCS Game 2	at BAL	L	0-1 (11)	1 in bot 11th	Motton single off Perranoski
October 7, 1987	ALCS Game 1	vs. DET	W	8-5	4 in bot 8th	Puckett 2B, Baylor 1B, Brunansky 2B
October 10, 1987	ALCS Game 3	at DET	L	6-7	2 in bot 8th	Sheridan two-run homer off Reardon
October 11, 1991	ALCS Game 3	at TOR	W	3-2 (10)	1 in top 10th	Pagliarulo pinch-hit home run off Timlin
October 20, 1991	WS Game 2	vs. ATL	W	3-2	1 in bot 8th	Leius home run off Glavine
October 22, 1991	WS Game 3	at ATL	L	4-5 (12)	1 in bot 12th	Lemke single off Aguilera
October 23, 1991	WS Game 4	at ATL	L	2-3	1 in bot 9th	Willard sac fly off Bedrosian
October 26, 1991	WS Game 6	vs. ATL	W	4-3 (11)	1 in bot 11th	Puckett home run off Leibrandt
October 27, 1991	WS Game 7*	vs. ATL	W	1-0 (10)	1 in bot 10th	Larkin single off Peña
October 11, 2002	ALCS Game 3	at ANA	L	1-2	1 in bot 8th	Glaus home run off Romero
October 6, 2004	ALDS Game 2	at NYY	L	6-7 (12)	2 in bot 12th	Rodriguez 2B off Nathan, Matsui sac fly
October 9, 2004	ALDS Game 4*	vs. NYY	L	5-6 (11)	1 in top 11th	Rodriguez scores on Lohse wild pitch
October 9, 2009	ALDS Game 2	at NYY	L	3-4 (11)	2 in bot 11th	Teixeira two-run homer off Mijares

BOLD indicates walk-off * indicates series clincher

DID YOU Know?

...that Gary Gaetti and Eddie Rosario are the only two players in baseball history to homer in both their first major league at-bat and first Postseason at-bat. Gaetti and Tampa Bay's Evan Longoria (2008) are the only two players to homer in each of their first two career Postseason at-bats.

TWINS POSTSEASON LEADERS

ALL-TIME TOP FIVE

BATTING

BATTING AVERAGE [min. 30 at-bats]

.344	Steve Lombardozzi.....	1987
.338	Michael Cuddyer.....	2002, 03, 04, 06, 09, 10
.333	Brian Harper.....	1991
.326	Chuck Knoblauch.....	1991
.314	Tony Oliva.....	1965, 69, 70

AT-BATS

104	Dan Gladden.....	1987, 91
97	Kirby Puckett.....	1987, 91
91	Kent Hrbek.....	1987, 91
89	Greg Gagne.....	1987, 91
80	Torii Hunter.....	2002, 03, 04, 06

HITS

30	Kirby Puckett.....	1987, 91
29	Dan Gladden.....	1987, 91
25	Michael Cuddyer.....	2002, 03, 04, 06, 09, 10
24	Torii Hunter.....	2002, 03, 04, 06
19	Greg Gagne.....	1987, 91

HOME RUNS

5	Kirby Puckett.....	1987, 91
4	Greg Gagne.....	1987, 91
3	Gary Gaetti.....	1987
	Kent Hrbek.....	1987, 91
	Torii Hunter.....	2002, 03, 04, 06
	Harmon Killebrew.....	1965, 69, 70
	Tony Oliva.....	1965, 69, 70

WALKS

14	Harmon Killebrew.....	1965, 69, 70
11	Kent Hrbek.....	1987, 91
9	Dan Gladden.....	1987, 91
8	Tom Brunansky.....	1987
	Kirby Puckett.....	1987, 91

GAMES

24	Greg Gagne.....	1987, 91
	Dan Gladden.....	1987, 91
	Kent Hrbek.....	1987, 91
	Kirby Puckett.....	1987, 91
22	Michael Cuddyer.....	2002, 03, 04, 06, 09, 10

RUNS

17	Dan Gladden.....	1987, 91
16	Kirby Puckett.....	1987, 91
15	Torii Hunter.....	2002, 03, 04, 06
12	Greg Gagne.....	1987, 91
10	Tom Brunansky.....	1987
	Kent Hrbek.....	1987, 91

DOUBLES

8	Torii Hunter.....	2002, 03, 04, 06
6	Dan Gladden.....	1987, 91
5	Greg Gagne.....	1987, 91
	Jacque Jones.....	2002, 03, 04
	Tony Oliva.....	1965, 69, 70

RUNS BATTED IN

16	Kirby Puckett.....	1987, 91
15	Dan Gladden.....	1987, 91
12	Kent Hrbek.....	1987, 91
11	Tom Brunansky.....	1987
10	Greg Gagne.....	1987, 91

STRIKEOUTS

23	Jacque Jones.....	2002, 03, 04
22	Greg Gagne.....	1987, 91
21	Corey Koskie.....	2002, 03, 04
18	Michael Cuddyer.....	2002, 03, 04, 06, 09, 10
17	Kirby Puckett.....	1987, 91

PITCHING

WINS

4	Jack Morris.....	1991
3	Bert Blyleven.....	1970, 87
	Frank Viola.....	1987
2	Mudcat Grant.....	1965
	Brad Radke.....	2002, 03, 04, 06

LOSSES

3	Jim Kaat.....	1965, 70
	Brad Radke.....	2002, 03, 04, 06
	Johan Santana.....	2002, 03, 04, 06
2	Brian Duensing.....	2009, 10
	Kyle Lohse.....	2002, 03, 04
	Carl Pavano.....	2009, 10
	Rick Reed.....	2002, 03

INNINGS PITCHED

36.1	Jack Morris.....	1991
35.0	Brad Radke.....	2002, 03, 04, 06
34.0	Johan Santana.....	2002, 03, 04, 06
31.1	Frank Viola.....	1987
28.1	Bert Blyleven.....	1970, 87

WALKS

10	Jack Morris.....	1991
	Johan Santana.....	2002, 03, 04, 06
9	Dave Boswell.....	1965, 69
	Scott Erickson.....	1991
8	Brad Radke.....	2002, 03, 04, 06
	Frank Viola.....	1987
	David West.....	1991

GAMES STARTED

6	Brad Radke.....	2002, 03, 04, 06
5	Jack Morris.....	1991
	Johan Santana.....	2002, 03, 04, 06
	Frank Viola.....	1987
4	Bert Blyleven.....	1970, 87
	Jim Kaat.....	1965, 70
	Kevin Tapani.....	1991

ERA [min. 10 innings]

1.35	Dave Boswell.....	1965, 69
1.65	Eric Milton.....	2002, 03
2.23	Jack Morris.....	1991
2.70	Jeff Reardon.....	1987
2.74	Mudcat Grant.....	1965

SAVES

5	Rick Aguilera.....	1991
3	Eddie Guardado.....	2002, 03
	Jeff Reardon.....	1987
1	Juan Berenguer.....	1987
	Joe Nathan.....	2004

STRIKEOUTS

32	Johan Santana.....	2002, 03, 04, 06
25	Frank Viola.....	1987
23	Bert Blyleven.....	1970, 87
22	Jack Morris.....	1991
17	Brad Radke.....	2002, 03, 04, 06

2020 MINNESOTA TWINS SCHEDULE

DATE	DAY	OPPONENT	TIME	6/28	Sunday	COLORADO	1:10
3/26	Thursday	@ Oakland	3:07	6/29	Monday	Off Day	
3/27	Friday	@ Oakland	9:07	6/30	Tuesday	@ Detroit	6:10
3/28	Saturday	@ Oakland	3:07	7/1	Wednesday	@ Detroit	6:10
3/29	Sunday	@ Oakland	3:07	7/2	Thursday	@ Detroit	12:10
3/30	Monday	@ Seattle	9:10	7/3	Friday	@ Cleveland	6:10
3/31	Tuesday	@ Seattle	9:10	7/4	Saturday	@ Cleveland	3:10
4/1	Wednesday	@ Seattle	3:10	7/5	Sunday	@ Cleveland	12:10
4/2	Thursday	OAKLAND	3:10	7/6	Monday	KANSAS CITY	7:10
4/3	Friday	Off Day		7/7	Tuesday	KANSAS CITY	7:10
4/4	Saturday	OAKLAND	1:10	7/8	Wednesday	KANSAS CITY	12:10
4/5	Sunday	OAKLAND	1:10	7/9	Thursday	TORONTO	7:10
4/6	Monday	CLEVELAND	12:10	7/10	Friday	TORONTO	7:10
4/7	Tuesday	CLEVELAND	12:10	7/11	Saturday	TORONTO	TBD
4/8	Wednesday	CLEVELAND	12:10	7/12	Sunday	TORONTO	1:10
4/9	Thursday	Off Day		7/13	Monday	AS BREAK	
4/10	Friday	@ Chicago-AL	7:10	7/14	Tuesday	AS BREAK	
4/11	Saturday	@ Chicago-AL	1:10	7/15	Wednesday	AS BREAK	
4/12	Sunday	@ Chicago-AL	1:10	7/16	Thursday	AS BREAK	
4/13	Monday	@ Toronto	6:07	7/17	Friday	@ Texas	7:05
4/14	Tuesday	@ Toronto	6:07	7/18	Saturday	@ Texas	6:05
4/15	Wednesday	@ Toronto	6:07	7/19	Sunday	@ Texas	1:05
4/16	Thursday	Off Day		7/20	Monday	@ Arizona	8:40
4/17	Friday	DETROIT	7:10	7/21	Tuesday	@ Arizona	8:40
4/18	Saturday	DETROIT	1:10	7/22	Wednesday	@ Arizona	2:40
4/19	Sunday	DETROIT	1:10	7/23	Thursday	@ Chicago-AL	7:10
4/20	Monday	SEATTLE	6:40	7/24	Friday	@ Chicago-AL	7:10
4/21	Tuesday	SEATTLE	6:40	7/25	Saturday	@ Chicago-AL	6:10
4/22	Wednesday	SEATTLE	6:40	7/26	Sunday	@ Chicago-AL	1:10
4/23	Thursday	SEATTLE	12:10	7/27	Monday	Off Day	
4/24	Friday	BOSTON	7:10	7/28	Tuesday	LOS ANGELES-NL	7:10
4/25	Saturday	BOSTON	1:10	7/29	Wednesday	LOS ANGELES-NL	12:10
4/26	Sunday	BOSTON	1:10	7/30	Thursday	Off Day	
4/27	Monday	Off Day		7/31	Friday	HOUSTON	7:10
4/28	Tuesday	@ Los Angeles-NL	9:10	8/1	Saturday	HOUSTON	6:10
4/29	Wednesday	@ Los Angeles-NL	9:10	8/2	Sunday	HOUSTON	1:10
4/30	Thursday	Off Day		8/3	Monday	CLEVELAND	7:10
5/1	Friday	@ Los Angeles-AL	9:07	8/4	Tuesday	CLEVELAND	7:10
5/2	Saturday	@ Los Angeles-AL	8:07	8/5	Wednesday	CLEVELAND	12:10
5/3	Sunday	@ Los Angeles-AL	3:07	8/6	Thursday	@ Kansas City	7:05
5/4	Monday	SAN FRANCISCO	6:40	8/7	Friday	@ Kansas City	7:05
5/5	Tuesday	SAN FRANCISCO	6:40	8/8	Saturday	@ Kansas City	6:05
5/6	Wednesday	SAN FRANCISCO	12:10	8/9	Sunday	@ Kansas City	1:05
5/7	Thursday	Off Day		8/10	Monday	@ Boston	6:10
5/8	Friday	KANSAS CITY	7:10	8/11	Tuesday	@ Boston	6:10
5/9	Saturday	KANSAS CITY	6:10	8/12	Wednesday	@ Boston	6:10
5/10	Sunday	KANSAS CITY	1:10	8/13	Thursday	@ Boston	TBD
5/11	Monday	@ Detroit	6:10	8/14	Friday	KANSAS CITY	7:10
5/12	Tuesday	@ Detroit	6:10	8/15	Saturday	KANSAS CITY	6:10
5/13	Wednesday	@ Detroit	6:10	8/16	Sunday	KANSAS CITY	1:10
5/14	Thursday	@ Detroit	12:10	8/17	Monday	Off Day	
5/15	Friday	@ Cleveland	6:10	8/18	Tuesday	CHICAGO-AL	7:10
5/16	Saturday	@ Cleveland	5:10	8/19	Wednesday	CHICAGO-AL	12:10
5/17	Sunday	@ Cleveland	12:10	8/20	Thursday	Off Day	
5/18	Monday	BALTIMORE	6:40	8/21	Friday	DETROIT	7:10
5/19	Tuesday	BALTIMORE	6:40	8/22	Saturday	DETROIT	6:10
5/20	Wednesday	BALTIMORE	12:10	8/23	Sunday	DETROIT	1:10
5/21	Thursday	CHICAGO-AL	6:40	8/24	Monday	Off Day	
5/22	Friday	CHICAGO-AL	7:10	8/25	Tuesday	@ Milwaukee	7:10
5/23	Saturday	CHICAGO-AL	TBD	8/26	Wednesday	@ Milwaukee	1:10
5/24	Sunday	CHICAGO-AL	1:10	8/27	Thursday	Off Day	
5/25	Monday	Off Day		8/28	Friday	@ Tampa Bay	6:10
5/26	Tuesday	@ New York-AL	6:05	8/29	Saturday	@ Tampa Bay	5:10
5/27	Wednesday	@ New York-AL	6:05	8/30	Sunday	@ Tampa Bay	12:10
5/28	Thursday	@ New York-AL	11:35	8/31	Monday	CLEVELAND	7:10
5/29	Friday	@ Chicago-AL	7:10	9/1	Tuesday	CLEVELAND	7:10
5/30	Saturday	@ Chicago-AL	1:10	9/2	Wednesday	CLEVELAND	7:10
5/31	Sunday	@ Chicago-AL	1:10	9/3	Thursday	CLEVELAND	12:10
6/1	Monday	TAMPA BAY	7:10	9/4	Friday	CHICAGO-AL	7:10
6/2	Tuesday	TAMPA BAY	7:10	9/5	Saturday	CHICAGO-AL	6:10
6/3	Wednesday	TAMPA BAY	7:10	9/6	Sunday	CHICAGO-AL	1:10
6/4	Thursday	LOS ANGELES-AL	7:10	9/7	Monday	Off Day	
6/5	Friday	LOS ANGELES-AL	7:10	9/8	Tuesday	@ Cleveland	5:10
6/6	Saturday	LOS ANGELES-AL	TBD	9/9	Wednesday	@ Cleveland	5:10
6/7	Sunday	LOS ANGELES-AL	1:10	9/10	Thursday	@ Cleveland	5:10
6/8	Monday	Off Day		9/11	Friday	@ Detroit	6:10
6/9	Tuesday	@ Baltimore	6:05	9/12	Saturday	@ Detroit	5:10
6/10	Wednesday	@ Baltimore	6:05	9/13	Sunday	@ Detroit	12:10
6/11	Thursday	@ Baltimore	6:05	9/14	Monday	Off Day	
6/12	Friday	@ Kansas City	7:05	9/15	Tuesday	TEXAS	6:40
6/13	Saturday	@ Kansas City	TBD	9/16	Wednesday	TEXAS	6:40
6/14	Sunday	@ Kansas City	1:05	9/17	Thursday	TEXAS	6:40
6/15	Monday	Off Day		9/18	Friday	DETROIT	7:10
6/16	Tuesday	MILWAUKEE	7:10	9/19	Saturday	DETROIT	6:10
6/17	Wednesday	MILWAUKEE	12:10	9/20	Sunday	DETROIT	1:10
6/18	Thursday	NEW YORK-AL	7:10	9/21	Monday	Off Day	
6/19	Friday	NEW YORK-AL	7:10	9/22	Tuesday	@ San Diego	9:10
6/20	Saturday	NEW YORK-AL	TBD	9/23	Wednesday	@ San Diego	9:10
6/21	Sunday	NEW YORK-AL	1:10	9/24	Friday	@ Kansas City	7:05
6/22	Monday	@ Houston	7:10	9/26	Saturday	@ Kansas City	6:05
6/23	Tuesday	@ Houston	7:10	9/27	Sunday	@ Kansas City	2:05
6/24	Wednesday	@ Houston	7:10				
6/25	Thursday	Off Day					
6/26	Friday	COLORADO	7:10				
6/27	Saturday	COLORADO	TBD				

Schedule and times subject to change