

# **POSTSEASON**™ 2017

2017 MINNESOTA TWINS POSTSEASON GUIDE




# TABLE OF CONTENTS

|   |         |  |                   |
|---|---------|--|-------------------|
| American League Central History .....           | 48      | Interleague .....                              | 194               |
| At a Glance, Twins .....                        | 166     | Last At-Bat, Games Decided In .....            | 167               |
| Attendance Summary .....                        | 168     | Miscellaneous Baseball Terminology .....       | 42                |
| Batting Data:                                   |         | Milestone Wins .....                           | 73                |
| Final Stats .....                               | 158     | Minor Leagues:                                 |                   |
| Home Runs, Twins .....                          | 162     | Affiliates Stats .....                         | 198-204           |
| Home Runs By Position .....                     | 162     | Awards .....                                   | 205               |
| Misc. Home Run Data .....                       | 171     | Draft, Twins .....                             | 206               |
| Multi-Hit/Multi-RBI Games .....                 | 172     | Recaps .....                                   | 197               |
| Scoring By Inning .....                         | 166     | Monthly Stats, and Pre-ASG/Post-ASG Stats .... | 169-176           |
| Starting Lineup By Batting Order/Position ..... | 174     | Opponents .....                                | 179-193           |
| Blown Leads .....                               | 168     | Outfield Assists .....                         | 166               |
| Bios:   |         | Owners, Presidents and General Managers .....  | 6                 |
| Coaches .....                                   | 8-18    | Pitching Data:                                 |                   |
| Players, 2017 Twins .....                       | 21-136  | Bullpen Info .....                             | 169               |
| Pohlad, Jim .....                               | 5       | Final Stats .....                              | 158               |
| St. Peter, Dave .....                           | 5       | Starters Info .....                            | 175               |
| Falvey, Derek .....                             | 6       | Postseason .....                               | 207-226           |
| Levine, Thad .....                              | 6       | Pronunciation Guide .....                      | 52                |
| Trainers and Clubhouse Men .....                | 19-20   | Qualifying Numbers .....                       | 62                |
| Club Directory .....                            | 2-4     | Record By Decade, Twins/Senators .....         | 40                |
| Club Stats, Twins .....                         | 157     | Record When Scoring, 2017 .....                | 167               |
| Come From Behind Wins .....                     | 168     | Roberto Clemente Award .....                   | 46                |
| Computing Baseball Statistics .....             | 37      | Rookie Qualification .....                     | 71                |
| Day-By-Day, Twins .....                         | 159-161 | Schedule, 2018 .....                           | Inside Back Cover |
| Disabled List, Twins .....                      | 170     | Standings, Final Major League .....            | 156               |
| Doubleheader Info .....                         | 165     | Trades, Last Trade With .....                  | 154               |
| Ejections .....                                 | 158     | Transactions, Twins .....                      | 163-165           |
| Extra-Inning Games .....                        | 167     | Walk-Off Victories .....                       | 176               |
| Highs and Lows, Twins .....                     | 166     |  |                   |

## SEASON SUMMARY SECTIONS:

|   |         |                          |         |
|---|---------|--------------------------|---------|
| Front Office Directory/Bios .....           | 2-6     | Statistics .....         | 155-177 |
| Coaches and Staff .....                     | 7-20    | Opponents .....          | 178-194 |
| Player Bios .....                           | 21-136  | Minor Leagues .....      | 195-206 |
| Players Who Did Not Finish With Twins ..... | 137-154 | Postseason History ..... | 207-226 |



The 2017 Minnesota Twins Postseason Guide was researched, written and edited by Dustin Morse, Mitch Hestad, Mike Kennedy, Cori Frankenberg, Carlos Font, Hannah Hilbert, Erik Bremer and Brace Hemmelgarn and is based on information available through October 1, 2017. All statistics were provided by Major League Baseball and are considered unofficial. Images courtesy of Brace Hemmelgarn, Wayne Kryduba, Mike Janes, Bruce Kluckhohn, Getty Images and MLB Photos. The information contained is copyrighted and prepared for the use of members of the media. Those wishing to use any of the enclosed material for commercial purposes should contact the Minnesota Twins Communications department.

# MINNESOTA TWINS BASEBALL CLUB

## TARGET FIELD®

1 Twins Way  
Minneapolis, MN 55403  
Telephone (612) 659-3400  
Ticket Information: (612) 33-TWINS or 1-800-33-TWINS  
@Twins • facebook.com/twins • www.twinsbaseball.com

### EXECUTIVE BOARD

BILL POHLAD

JIM POHLAD

BOB POHLAD

DAVE ST. PETER

### ADMINISTRATION

|  |  |
|--|--|
| Executive Chair .....  | Jim Pohlada  |
| President & Chief Executive Officer .....  | Dave St. Peter   |
| Executive Vice President, Chief Business Officer .....                               | Laura Day  |
| Executive Vice President, Chief Administrative Officer/Chief Financial Officer ..... | Kip Elliott  |
| Executive Vice President, Chief Baseball Officer .....                               | Derek Falvey   |
| Senior Vice President, Ticket Sales and Service .....                                | Mike Clough  |
| Senior Vice President, General Counsel .....   | Mary Giesler   |
| Senior Vice President, Operations .....  | Matt Hoy   |
| Senior Vice President, General Manager .....   | Thad Levine  |
| Vice President, Assistant General Manager .....                                      | Rob Antony   |
| Vice President, Technology .....   | John Avenson   |
| Vice President, Human Resources/Diversity .....                                      | Raenell Dorn   |
| Vice President, Ticket Operations .....  | Paul Froehle   |
| Vice President, Brand Marketing .....  | Nancy O'Brien  |
| Vice President, Player Personnel .....   | Mike Radcliff  |
| Senior Director, Ballpark Development and Planning .....                             | Dan Starkey  |
| Specialist, Legal Operations .....   | Dana Henderson   |
| Executive Assistants .....   | Danielle Berg, Joan Boeser   |
| Special Assistants .....   | Bert Blyleven, Rod Carew, Kent Hrbek, Tom Kelly, Jack Morris, Tony Oliva |

### BASEBALL OPERATIONS

|   |   |
|---|---|
| Special Assistants to Baseball Operations .....                 | Michael Cuddyer, LaTroy Hawkins, Torii Hunter |
| Director, Professional Scouting .....                           | Brad Steil                                    |
| Senior Advisor, Scouting .....                                  | Deron Johnson                                 |
| Director, Scouting .....  | Sean Johnson                                  |
| Director, Team Travel .....                                     | Mike Herman                                   |
| Minor League Field Coordinator .....                            | Joel Lepel                                    |
| Director, Baseball Operations .....                             | Daniel Adler                                  |
| Pro Scouting Coordinator .....                                  | Vern Followell                                |
| Senior Manager, Baseball Administration .....                   | Kate Townley                                  |
| Senior Manager, Scouting and International Administration ..... | Amanda Daley                                  |
| Senior Manager, Minor League Operations .....                   | Brian Maloney                                 |
| Coordinator, Amateur Scouting .....                             | Brittany Minder                               |
| Assistant, Florida & Latin American Operations .....            | Rafael Yanez                                  |
| Assistant, Florida Operations Assistant .....                   | Victor Gonzalez                               |
| Analyst, Baseball Research .....                                | Zane MacPhee                                  |
| Coordinator, Baseball Operations .....                          | Nick Beauchamp                                |
| Assistant, Baseball Operations .....                            | Ezra Wise                                     |
| Major League Advance Scout .....                                | Jeremy Hefner                                 |

### COMMUNICATIONS

|  |                               |
|--|-------------------------------|
| Senior Director, Communications .....          | Dustin Morse                  |
| Senior Manager, Communications .....           | Mitch Hestad                  |
| Manager, Communications and Publications ..... | Mike Kennedy                  |
| Assistants, Communications .....               | Carlos Font, Cori Frankenberg |
| Team Photographer .....                        | Brace Hemmelgarn              |
| Team Curator .....                             | Clyde Doepner                 |

### COMMUNITY RELATIONS

|   |                   |
|---|-------------------|
| Senior Director, Community Relations .....        | Bryan Donaldson   |
| Director, Diversity & Inclusion Strategy .....    | Miguel Ramos      |
| Senior Manager, Community Relations .....         | Stephanie Johnson |
| Senior Manager, Community Engagement/Events ..... | Julie Vavruska    |
| Manager, Community Programs .....                 | Josh Ortiz        |
| Mascot Supervisor .....                           | Greg Wilfahrt     |
| Coordinator, Community Relations .....            | Sondra Ciesielski |

## BROADCAST

|  |  |
|--|--|
| Manager, Broadcast .....                     | Andrew Halverson   |
| Radio Network Executive Producer .....       | Mark Genosky   |
| Radio Network Play-by-Play .....             | Cory Provus  |
| Radio Network Play-by-Play/Analyst .....     | Dan Gladden  |
| Radio Network Studio Host/Play-by-Play ..... | Kris Atteberry   |
| Radio Network/Television Analyst .....       | Jack Morris  |
| Radio Engineer .....                         | Kyle Hammer  |
| Television Play-by-Play .....                | Dick Bremer  |
| Television Analysts .....                    | Bert Blyleven, LaTroy Hawkins, Torii Hunter, Roy Smalley |
| Spanish Radio Play-by-Play .....             | Alfonso Fernandez  |
| Spanish Radio Analyst .....                  | Tony Oliva   |

## CORPORATE PARTNERSHIPS

|   |   |
|---|---|
| Senior Director, Corporate Partnerships .....           | Jeff Jurgella   |
| Senior Account Executives .....                         | Doug Beck, Karen Cleary, Chad Jackson, Jordan Woodcroft |
| Manager, Client Services .....                          | Amelia Johnson  |
| Senior Coordinator, Client Services .....               | Joe Morin   |
| Senior Coordinator, Broadcast Traffic and Service ..... | Amy Johnson   |
| Coordinator, Client Services .....                      | Brittany Kennedy  |
| Research and Project Specialist .....                   | Kayleen Tecker  |

## MARKETING

|  |   |
|--|---|
| Senior Director, Marketing and Content ..... | Chris Iles  |
| Director, Twins Productions .....            | Sam Henschen  |
| Creative Director .....                      | Rodd Isberto  |
| Senior Manager, Advertising .....            | Will Delaney  |
| Manager, Digital Content .....               | Brea Hinegardner  |
| Manager, Video .....                         | Jim Diehl   |
| Manager, Marketing and Promotions .....      | Mitch Retelny   |
| Manager, Marketing Communications .....      | Beth Vail Palm  |
| Multimedia Specialists .....                 | Rachel Haselhorst, Peter Nelson, Matt Semke, Michael Richmond |
| Public Address Announcer .....               | Adam Abrams   |

## BUSINESS STRATEGY AND ANALYTICS

|  |                 |
|--|-----------------|
| Senior Director, Business Strategy and Analytics ..... | Brandon Johnson |
| Senior Manager, Business Strategy and Analytics .....  | David Kingery   |
| Coordinator, Database Marketing .....                  | Jeffrey Yang    |
| Coordinator, CRM and Ticketing Sales Analytics .....   | Jack Hogan      |

## TICKET SALES AND SERVICE

|   |  |
|---|--|
| Senior Director, Ticket Sales and Service .....             | Eric Hudson  |
| Senior Director, Group Ticket Sales and Service .....       | Rob Malec  |
| Senior Director, Suite and Premium Sales .....              | Scott O'Connell  |
| Senior Manager, New Business Development and Service .....  | Craig Gumz   |
| Senior Manager, Season Business Retention and Service ..... | P.J. Williams  |
| Senior Manager, Group Sales and Service Executive .....     | Phil McMullen  |
| Senior Season Ticket Sales and Service Executive .....      | Andrea Kray  |
| Senior Group Sales and Service Executives .....             | Landon Oldenburger, Andrew Reichert  |
| Senior Suite and Premium Sales Executives .....             | Todd Krulwich, Dan Strong  |
| Premium Sales and Service Executives .....                  | Alex Hover, Cory Johnson   |
| Season Ticket Sales and Service Executives .....            | Katelyn Munson, Nick Sarnicki, Bryan Sowiewa   |
| Group Ticket Sales and Service Executives .....             | Luis Breazeale, Nick Corcoran, Jake Langer   |
| New Business Development Representatives .....              | Brian Bessler, Col Erlandson, Tyler Flakne, Peter Farley, Garret Gordon, Jack Heruth, Josh Landrum |
| Ticket Sales Coordinators .....                             | Gabriell Fasnacht, Lauren Schmitz  |
| Inside Sales and Service Executives .....                   | Luke Distad, Alyssa Klostermann, Brooks Miller, Peter Mock, Luke Phifer                            |

## TARGET FIELD EVENTS

|   |                 |
|---|-----------------|
| Senior Director, Target Field Events and Tours .....    | David Christie  |
| Senior Coordinator, Target Field Events and Tours ..... | Quinn Handahl   |
| Coordinators, Target Field Events .....                 | Brooklyn Reilly |
| Coordinator, Ballpark and Educational Tours .....       | Forrest Brandt  |

## HUMAN RESOURCES

|   |               |
|---|---------------|
| Senior Director, Human Resources .....  | Leticia Silva |
| Director, Payroll .....                 | Lori Beasley  |
| Human Resources Generalist .....        | Holly Corbin  |
| Coordinator, Payroll and Benefits ..... | Alison Lemke  |
| Coordinator, Human Resources .....      | Maria Salazar |



## FINANCE & PROCUREMENT

|  |                       |
|--|-----------------------|
| Senior Director, Finance.....                        | Andy Weinstein        |
| Senior Manager, Accounting.....                      | Lori Windschitl       |
| Senior Manager, Financial Planning and Analysis..... | Mike Kramer           |
| Senior Manager, Ticket Accounting.....               | Jerry McLaughlin      |
| Senior Coordinator, Accounts Payable.....            | Amy Fong-Christianson |
| Senior Accountant.....                               | Lyndsey Taylor        |
| Senior Director, Procurement.....                    | Bud Hanley            |
| Manager, Procurement.....                            | Mike Sather           |

## TECHNOLOGY

|  |                           |
|--|---------------------------|
| Senior Director, Event Technology.....         | Wade Navratil             |
| Senior Manager, Technology Infrastructure..... | Tony Persio               |
| Senior Manager, Technology Projects.....       | Jason Meszaros            |
| Administrator, Infrastructure Systems.....     | Brent Hildebrandt         |
| Broadcast Technology Services Engineer.....    | Ryan Schmit               |
| Manager, Business Systems.....                 | Shelley Andrew            |
| Developer, Business Systems.....               | Noah Spannbauer           |
| Senior Developer, Baseball Systems.....        | Jeremy Raadt              |
| Developers, Baseball Systems.....              | Jerad Parish, Nick Rogers |
| Data Engineer.....                             | Jason Neubauer            |
| Technology Operations Specialist.....          | Bilal Ghandour            |

## BALLPARK OPERATIONS

|  |   |
|--|---|
| Senior Director, Ballpark Operations.....    | Dave Horsman  |
| Senior Director, Facilities.....             | Gary Glawe  |
| Senior Director, Guest Experience.....       | Patrick Forsland  |
| Head Groundskeeper.....                      | Larry DiVito  |
| Manager, Field Maintenance.....              | Jared Alley   |
| Manager, Grounds.....                        | Al Kuehner  |
| Supervisor, Grounds Crew.....                | Tyler Carter  |
| Senior Manager, Ballpark Maintenance.....    | Dana Minion   |
| Maintenance Mechanics.....                   | Dan Deephouse, Aaron Goldenstein, Sean Grady, Taylor McCabe, Ryan Rikkola |
| Maintenance Mechanic/Master Electrician..... | Jason Bifulk  |
| Maintenance Mechanic/Painter.....            | Matthew Saros   |
| Senior Manager, Premium Services.....        | Jeffrey Kroll   |
| Manager, Guest Services.....                 | Katie Rock  |
| Manager, Building Security.....              | Jeff Reardon  |
| Manager, Event Security.....                 | Scott Larson  |
| Manager, Ballpark Operations.....            | Jase Miller   |
| Coordinator, Office Services.....            | Josh Fallin   |
| Ballpark Operations Assistant.....           | Chelsey Falzone   |
| Manager, Authentics and Retail Sales.....    | Venika Streeter   |
| Assistant, Front Office.....                 | Tina Flowers  |

## TICKET OPERATIONS

|  |                |
|--|----------------|
| Senior Director, Box Office.....                   | Mike Stiles    |
| Manager, Box Office.....                           | Ashley Geldert |
| Manager, Call Center.....                          | Mark Engstrom  |
| Supervisor, Box Office.....                        | Colleen Seeker |
| Coordinator, Call Center Operations.....           | Chris Frogge   |
| Coordinator, Ticket Operations/Special Events..... | Kelton Splett  |
| Coordinator, Ticket Operations.....                | Colin Sheehan  |
| Manager, Florida Business Operations.....          | Mark Weber     |

## CLUBHOUSE

|  |                  |
|--|------------------|
| Equipment Manager.....                 | Rod McCormick    |
| Assistant Manager, Home Clubhouse..... | Tim Burke        |
| Visiting Clubhouse Manager.....        | Jason Lizakowski |
| Director, Major League Video.....      | Sean Harlin      |
| Head Chef.....                         | Kyle McCleary    |

## MEDICAL STAFF

|   |  |
|---|--|
| Director, Medical Services.....                       | Dr. John A. Steubs                               |
| Orthopedic Physicians.....                            | Dr. Diane Dahm, Dr. Pearce McCarty               |
| Internal Medicine Physicians.....                     | Dr. Vijay Eyunni, Dr. Tom Jetzer, Dr. Amy Beacom |
| Employee Assistance Program Physician.....            | Dr. Jon Hallberg                                 |
| Peak Performance Director.....                        | Dr. Rick Aberman                                 |
| Head Athletic Trainer.....                            | Dave Pruemer                                     |
| Assistant Athletic Trainer.....                       | Tony Leo   |
| Assistant Athletic Trainer and Rehab Coordinator..... | Lanning Tucker                                   |
| Strength and Conditioning Coordinator.....            | Perry Castellano                                 |



## JIM POHLAD

EXECUTIVE CHAIR

2017 marked Jim Pohlad's 34th season with the Minnesota Twins. Jim provides leadership to the Minnesota Twins on behalf of the Pohlad family. The Pohlad family has owned the Minnesota Twins since 1984.

In addition to his position with the Minnesota Twins, Jim currently holds various leadership roles throughout the Pohlad Companies, including Twins Sports Inc., Go: A Modern Creation Company, United Properties and the Pohlad Family Investment Group. He also serves on several committees for Major League Baseball.

Jim's civic engagements include work on behalf of organizations and programs that support the well-being and interests of children and families in the Twin Cities and surrounding communities. He currently serves on the board of the Pohlad Family

Foundation. In past years, he has supported and provided leadership to the Greater Twins Cities United Way, Minneapolis Institute of Arts, the Greater Minneapolis Chamber of Commerce, The Minneapolis Foundation and Park Nicollet Health Services and Melrose Center.

Jim resides with his family in Minneapolis. He holds a degree in Business Administration from the University of Southern California.



## DAVE ST. PETER

PRESIDENT AND CHIEF EXECUTIVE OFFICER

Dave St. Peter was named the fourth president in Minnesota Twins history on November 26, 2002. St. Peter also assumed the Chief Executive Officer title on December 21, 2016 and continues to oversee the team's day-to-day operations, strategic planning and interaction with Major League Baseball.

St. Peter played a central role in the approval, design, construction and opening of Target Field, which was named 2011 Sports Facility of the Year by the Sports Business Journal/Sports Business Daily. He also recently led the Twins effort to secure and host the 2014 Major League Baseball All-Star Game; expansion of the CenturyLink Sports Complex in Fort Myers, FL – named Ballpark Digest's 2015 Major Ballpark Renovation of the Year; as well as the team's partnership with Hennepin County on the design and programming

of Minnesota's award-winning intermodal transit hub - Target Field Station.

At age 50, St. Peter completed his 28th year with the Twins. He joined the organization as an intern in 1990 and over his first decade with the franchise held a variety of positions including Pro Shop Manager, Communications Manager, Vice President of Corporate Communications and Senior Vice President of Business Affairs. As the club president, the Twins established a new single season franchise attendance record in 2010 by attracting more than 3.2 million fans to Target Field while the team was recognized by ESPN as having the best stadium experience in all of professional sports. St. Peter's leadership has been integral in the team's growing corporate partnership base; development of the "Magic Moments" customer service initiative; the "Go Twins, Go Green" environmental stewardship platform; expansion of the Treasure Island Baseball Network; aggressive community outreach; and enhanced alumni involvement -- including creation of the Twins Hall of Fame.

St. Peter has been part of a leadership team helping the franchise win six American League Central Division championships (2002-04, 06 and 09-10) and an AL Wild card berth (2017). During St. Peter's leadership tenure, the Twins have twice been named "Organization of the Year" by Baseball America (2002 and 04). In 2006, the entire Twins organization was recognized as the Minneapolis Star Tribune's "Sports Person of the Year." The franchise received the Atlanta Sports Council's Horizon Award (2002) as the Professional Sports Organization of the Year while the Twins Community Fund was a 2000 recipient of the Greater Minneapolis Chamber of Commerce's Quality of Life Award and a 2006 recipient of a Project Evergreen Award. The State of Minnesota named the Twins organization a Yellow Ribbon Company in 2014. Six of the past seven years (2010, 2012-2016) the Twins have been honored by the Star Tribune as one of the "Top 100" workplaces in Minnesota. In 2011, the Twins were the recipient of the Minneapolis Park and Recreation Board's "Living the Dream" Award. In 2016, the Minneapolis Regional Chamber of Commerce presented the Twins with an "Honored Company" Award in recognition of outstanding community service. Individually, St. Peter has been named to the Street and Smith's Sports Business Journal and Minneapolis-St. Paul Business Journal's "Forty under 40" lists.

At the league level, St. Peter serves as a Trustee on the MLB-MLBPA Player Pension Committee. In the community, St. Peter currently serves on the boards of the Ronald McDonald House Charities of the Upper Midwest, the YMCA of the Twin Cities and 2020 Partners.

St. Peter was born in Bismarck, North Dakota, and graduated Magna Cum Laude from the University of North Dakota in 1989. Dave, son Jack and twin sons Eric and Ben make their home in Chanhassen, MN.



## DEREK FALVEY

EXECUTIVE VICE PRESIDENT, CHIEF BASEBALL OFFICER

Derek Falvey was hired as Executive Vice President, Chief Baseball Officer in October of 2016 after spending nine seasons as a member of the Cleveland Indians organization. He was appointed as Indians Assistant General Manager on October 6, 2015 after spending the previous four seasons as Director of Baseball Operations after being named to the position in December of 2011.

As the EVP/Chief Baseball Officer, Falvey is responsible for establishing the vision and related strategies for the club's baseball operation. Specifically, overseeing all aspects of the department including: major league team, coaches, and support staff, contract negotiations, player development, scouting, research and development, medical and communications. Falvey is the sixth head of the Twins baseball operations department, joining Calvin Griffith (1961-84), Howard Fox (1985-86), Andy MacPhail (1986-94), Bill Smith (2007-11) and Terry Ryan (1994-2007, 2011-16). He was named to Twin Cities Business Journal's 100 people to know in 2018.

During his time as Assistant General Manager for the Indians, Derek assisted President of Baseball Operations Chris Antonetti and General Manager Mike Chernoff in all areas of baseball operations, including financial, statistical, and contractual dealings, and contributed to all aspects of professional and amateur player procurement and development. He also oversaw the Advance Scouting process and worked closely with Manager Terry Francona and the Major League Coaching Staff to assist in the day-to-day management of Major League operations.

Falvey's career in baseball started with the Indians in November 2007 when he began an internship in Baseball Operations. In his first three years in Cleveland, Derek assisted both the Amateur and International Scouting Departments before spending the 2011 season as Assistant Director of Baseball Operations.

Derek played baseball at Trinity College in Hartford, CT where he earned a degree in economics in June 2005. After graduating, Falvey returned home to the Boston, MA area where he worked until joining the Indians in the fall of 2007.

Derek resides in Edina with his wife, Meghan, and their son, Jack.



## THAD LEVINE

SENIOR VICE PRESIDENT, GENERAL MANAGER

Thad Levine was hired as Twins Senior Vice President, General Manager in November of 2016. Thad partners with Chief Baseball Officer, Derek Falvey, to lead all facets of the Twins' baseball operations including Major League operations, scouting, player development and player procurement. He was named to Twin Cities Business Journal's 100 people to know in 2018.

Levine spent 11 seasons as Assistant General Manager for the Texas Rangers, a position he held since October of 2005. While working as Assistant General Manager for the Rangers, he assisted President of Baseball Operations/General Manager Jon Daniels in all major league operations responsibilities, including player acquisitions, roster composition, contract negotiations, statistical and financial analyses and oversaw Texas' international

scouting department. Prior to his time with the Rangers, Levine spent six seasons as Senior Director, Baseball Operations for the Colorado Rockies and prior to that was Colorado's Director of Baseball Administration (2002-04) and the team's Assistant Director of Baseball Administration (1999-2002).

Thad went to the Rockies from Los Angeles, where he worked one season for the Dodgers (business development) and earned an MBA from UCLA in 1999. He has marketing experience with Coca-Cola, the Rockport Company and Reebok, Ltd. Thad has served on the Board of Directors for several non-profit entities.

Born in Alexandria, Virginia, Thad earned a bachelor's degree in 1994 from Haverford (Pa.) College, where he played baseball. Thad fulfilled some of his graduate work for his MBA from UCLA abroad in Cape Town, South Africa.

Thad and his wife, Claudette, reside in Edina with their three children Greta, Tess, and Quinn.

### TWINS LEADERSHIP HISTORY

#### OWNERSHIP

Carl R. Pohlad Family, 1984-present  
Calvin R. Griffith Family, 1961-84

#### PRESIDENTS

Dave St. Peter, 2002-present  
Jerry Bell, 1987-2002  
Howard Fox, 1984-87  
Calvin Griffith, 1961-84

#### CHIEF BASEBALL OFFICERS

Derek Falvey, 2016-present

#### GENERAL MANAGERS

Thad Levine, 2016-present  
Terry Ryan, 1994-2007, 2011-16  
Bill Smith, 2007-11  
Andy MacPhail, 1986-94  
Howard Fox, 1985-86  
Calvin Griffith, 1961-84

COACHES







# PAUL MOLITOR

NAMED MANAGER NOVEMBER 4, 2014

BATS/THROWS: R/R

BORN: 8/22/56 in St. Paul, MN

RESIDES: Edina, MN



MANAGER

4

**PERSONAL:** Paul Leo Molitor...nickname "Mollie"...wife Destini...daughters Blaire and Julia and sons Joshua and Ben...1974 graduate of Cretin High School in St. Paul, where he played soccer and was All-State in baseball and basketball...one of 10 players from Cretin High School to be drafted by MLB team, a list that includes Joe Mauer (1st round by Minnesota in 2001) and Chris Weinke (22nd round by Toronto in 1990)...played in the International Games in Montreal in summer of 1975...attended University of Minnesota 1975-77...participates annually in Twins Winter Caravan.

**PLAYING CAREER HIGHLIGHTS:** Inducted in the National Baseball Hall of Fame in 2004 (first ballot)...is one of only seven players in MLB history (Ty Cobb, Honus Wagner, Eddie Collins, Lou Brock, Rickey Henderson and Ichiro Suzuki) to amass at least 3,000 hits and 500 stolen bases in a career...one of five players in MLB history (Cobb, Collins, Wagner and Suzuki) to amass at least 3,000 hits, 500 stolen bases and a .300 average-or-higher...ranks ninth on baseball's all-time list in hits (3,319), 12th in doubles (605), 14th in at-bats (10,835), 19th in runs (1,782), 33rd in games (2,683) and 38th in stolen bases (504).

**MANAGERIAL CAREER:** **2017:** Suffered fifth career ejection April 20 vs. Cleveland, arguing balls and strikes...earned 200th managerial win August 11 at Detroit in a 9-4 victory...suffered sixth career ejection September 3 vs. Kansas City, arguing a check swing by Royals batter...**2016:** Suffered fourth career ejection May 4 at Houston, arguing balls and strikes...earned 100th managerial win June 7 vs. Miami in a Twins 6-4 victory...went 17-for-28 in managerial challenges...**2015:** Earned first managerial win in a Twins 6-0 victory April 10 at Chicago-AL...ejected three times on the season: June 10 vs. Kansas City (balls and strikes), July 25 vs. New York-AL (balls and strikes) and August 23 at Baltimore (balls and strikes)...went 26-for-42 in managerial challenges...named third best manager in AL by *Baseball America's* annual tools survey, behind Baltimore's Buck Showalter and Cleveland's Terry Francona...named AL Manager of the Year by *The Sporting News*, an award voted on by his peers...finished third in the AL Manager of the Year voting with 33 voting points (2 first place votes, 3 second place votes and 14 third place votes), behind Texas' Jeff Bannister (112 points) and Houston's A.J. Hinch (82 points).

**COACHING CAREER HIGHLIGHTS:** 2017 marked his 17th season either managing or coaching at the professional level...named Twins coach October 22, 2013 under Ron Gardenhire, overseeing baserunning, bunting, infield instruction and positioning, plus assisting with in-game strategy...served as part-time Twins scout and special assistant in 2002...began professional coaching career as Twins bench coach under Tom Kelly in 2000.

**PLAYING CAREER:** Played 21 major league seasons with Milwaukee (1978-92), Toronto (1993-95) and Minnesota (1996-98)...played mostly second base and third base for Milwaukee, mostly designated hitter for Toronto and first base/designated hitter for Minnesota...was nicknamed "The Ignitor."

## PROFESSIONAL TIMELINE

|              |   |
|--------------|---|
| 2015-PRESENT | MINNESOTA MANAGER                             |
| 2014         | MINNESOTA ASSISTANT COACH                     |
| 2005-13      | Twins Minor League Baserunning/IF Coordinator |
| 2004         | SEATTLE HITTING COACH                         |
| 2003         | Twins Minor League Baserunning/IF Coordinator |
| 2000-01      | TWINS BENCH COACH                             |

- Began career with Milwaukee in 1978 after spending one season in minor leagues with Single-A Burlington.
- Began rookie season as shortstop, but moved to second base upon Robin Yount's return from injury.
- Made major league debut April 7 vs. Baltimore and singled off Mike Flanagan for first major league hit...finished second in the AL Rookie of the Year voting, behind Detroit's Lou Whitaker...named AL Rookie of the Year by *The Sporting News* and *Baseball Digest* in 1978.
- Made transition from second base to centerfield in 1981.
- Made transition to third base in 1982.
- Finished 12th in AL MVP voting in 1982, hitting .302 (201-for-666), leading the AL in runs scored (136) and at-bats.
- Played in first career World Series, setting a World Series record for hits (5) in a single World Series game (Game 1 October 12, 1982 at St. Louis).
- Set career-high with 39-game hitting streak July 16-August 25, 1987...the streak was stopped by John Farrell August 26; fifth-longest streak in modern major league history.
- Finished fifth in AL MVP voting in 1987, hitting a career-high .353 (164-for-465), leading the AL in doubles (41) and runs scored (114).
- Led the AL in 1991 in hits (216), triples (13) and runs scored (133).
- Finished second in AL MVP voting in 1993, hitting .332 (211-for-636), leading the AL in hits.
- Received AL Outstanding Designated Hitter Award and Bart Giamatti Award in 1993 after hitting career-high 22 home runs.

- Member of 1993 World Series Champion Toronto Blue Jays, earning World Series MVP honors with homers in Games 3 and 6 against Philadelphia.
- Signed with Twins December 5, 1995 and made Twins debut April 1, 1996 vs. Detroit, becoming 22nd native Minnesotan to play for the Twins.
- Posted second-highest average of career in 1996 at .341 (225-for-660), leading the AL in hits.
- Recorded 3,000th career hit, tripling off Jose Rosada in the fifth inning September 16, 1996 at Kansas City (21st player at the time, first on a triple).
- Recorded 500th stolen base August 8, 1998 vs. Baltimore.
- Won Branch Rickey Award and Players Choice Man of the Year Award in 1998.
- Seven-time American League All-Star: 1980, '85, '88, '91, '92, '93 and '94.
- Four-time Louisville Silver Slugger Award winner: 1987, '88, '93 and '96.

**COLLEGIATE CAREER:** Attended University of Minnesota 1975-77, playing shortstop exclusively, where he was All-Conference in his final two seasons, 1976 and '77...hit .376 (70-for-186) with seven doubles, three triples, 10 home runs, 40 RBI and 47 runs scored in 49 games as a sophomore in 1976, and .325 (54-for-166) with nine doubles, two triples, six home runs, 37 RBI, 35 runs scored and 20 stolen bases in 50 games as a junior in 1977...hit .350 (159-for-454) with 19 doubles, 11 triples, 18 home runs, 99 RBI, 112 runs scored, 52 stolen bases (53 chances), 44 walks and just 32 strikeouts in 130 career games at the U of M...ranks fourth on the Golden Gophers all-time list in career triples and eighth in stolen bases...is one of 156 Gophers to ever be drafted by MLB team, one of 30 to play Major League Baseball and one of two in the National Baseball Hall of Fame (Dave Winfield).

**PROFESSIONAL:** Selected by Milwaukee in first round (3rd overall) of 1977 First-Year Player Draft; signed by scout Dee Fondy...originally drafted by St. Louis in the 28th round of the 1974 First-Year Player Draft, but did not sign.

| MOLITOR'S RECORD AS MANAGER |           |                 |                        |     |      |      |
|-----------------------------|-----------|-----------------|------------------------|-----|------|------|
| YEAR                        | CLUB      | LEAGUE          | POSITION               | WON | LOST | PCT. |
| 2015                        | Minnesota | American League | 2nd (Central Division) | 83  | 79   | .512 |
| 2016                        | Minnesota | American League | 5th (Central Division) | 59  | 103  | .364 |
| 2017                        | Minnesota | American League | 2nd (Central Division) | 85  | 77   | .525 |
| Major League Totals         |           |                 |                        | 227 | 259  | .467 |

| MOLITOR'S PLAYING RECORD |            |      |      |       |      |      |     |     |     |      |    |     |    |      |      |     |     |     |      |
|--------------------------|------------|------|------|-------|------|------|-----|-----|-----|------|----|-----|----|------|------|-----|-----|-----|------|
| YEAR                     | CLUB       | AVG  | G    | AB    | R    | H    | 2B  | 3B  | HR  | RBI  | SH | SF  | HB | BB   | SO   | SB  | CS  | E   | OBP  |
| 1977                     | Burlington | .346 | 64   | 228   | 52   | 79   | 12  | 0   | 8   | 50   | 4  | 4   | 3  | 47   | 25   | 14  | 2   | 28  | .457 |
| 1978                     | MILWAUKEE  | .273 | 125  | 521   | 73   | 142  | 26  | 4   | 6   | 45   | 7  | 5   | 4  | 19   | 54   | 30  | 12  | 22  | .301 |
| 1979                     | MILWAUKEE  | .322 | 140  | 584   | 88   | 188  | 27  | 16  | 9   | 62   | 6  | 5   | 2  | 48   | 48   | 33  | 13  | 16  | .372 |
| 1980                     | MILWAUKEE  | .304 | 111  | 450   | 81   | 137  | 29  | 2   | 9   | 37   | 6  | 5   | 3  | 48   | 48   | 34  | 7   | 20  | .372 |
| 1981                     | MILWAUKEE  | .267 | 64   | 251   | 45   | 67   | 11  | 0   | 2   | 19   | 5  | 0   | 3  | 25   | 29   | 10  | 6   | 3   | .341 |
| 1982                     | MILWAUKEE  | .302 | 160  | 666   | 136  | 201  | 26  | 8   | 19  | 71   | 10 | 5   | 1  | 69   | 93   | 41  | 9   | 32  | .366 |
| 1983                     | MILWAUKEE  | .270 | 152  | 608   | 95   | 164  | 28  | 6   | 15  | 47   | 7  | 6   | 2  | 59   | 74   | 41  | 8   | 16  | .333 |
| 1984                     | MILWAUKEE  | .217 | 13   | 46    | 3    | 10   | 1   | 0   | 0   | 6    | 0  | 1   | 0  | 2    | 8    | 1   | 0   | 2   | .245 |
| 1985                     | MILWAUKEE  | .297 | 140  | 576   | 93   | 171  | 28  | 3   | 10  | 48   | 7  | 4   | 1  | 54   | 80   | 21  | 7   | 19  | .356 |
| 1986                     | MILWAUKEE  | .281 | 105  | 437   | 62   | 123  | 24  | 6   | 9   | 55   | 2  | 3   | 0  | 40   | 81   | 20  | 5   | 15  | .340 |
| 1987                     | MILWAUKEE  | .353 | 118  | 465   | 114  | 164  | 41  | 5   | 16  | 75   | 5  | 1   | 2  | 69   | 67   | 45  | 10  | 5   | .438 |
| 1988                     | MILWAUKEE  | .312 | 154  | 609   | 115  | 190  | 34  | 6   | 13  | 60   | 5  | 3   | 2  | 71   | 54   | 41  | 10  | 17  | .384 |
| 1989                     | MILWAUKEE  | .315 | 155  | 615   | 84   | 194  | 35  | 4   | 11  | 56   | 4  | 9   | 4  | 64   | 67   | 27  | 11  | 18  | .379 |
| 1990                     | MILWAUKEE  | .285 | 103  | 418   | 64   | 119  | 27  | 6   | 12  | 45   | 0  | 2   | 1  | 37   | 51   | 18  | 3   | 10  | .343 |
|                          | Beloit     | .500 | 1    | 4     | 1    | 2    | 0   | 0   | 1   | 1    | 0  | 0   | 0  | 0    | 0    | 0   | 0   | 0   | .500 |
| 1991                     | MILWAUKEE  | .325 | 158  | 665   | 133  | 216  | 32  | 13  | 17  | 75   | 0  | 1   | 6  | 77   | 62   | 19  | 8   | 6   | .399 |
| 1992                     | MILWAUKEE  | .320 | 158  | 609   | 89   | 195  | 36  | 7   | 12  | 89   | 4  | 11  | 3  | 73   | 66   | 31  | 6   | 2   | .389 |
| 1993                     | TORONTO    | .332 | 160  | 636   | 121  | 211  | 37  | 5   | 22  | 111  | 1  | 8   | 3  | 77   | 71   | 22  | 4   | 3   | .402 |
| 1994                     | TORONTO    | .341 | 115  | 454   | 86   | 155  | 30  | 4   | 14  | 75   | 0  | 5   | 1  | 55   | 48   | 20  | 0   | 0   | .410 |
| 1995                     | TORONTO    | .270 | 130  | 525   | 63   | 142  | 31  | 2   | 15  | 60   | 3  | 4   | 5  | 61   | 57   | 12  | 0   | 0   | .350 |
| 1996                     | MINNESOTA  | .341 | 161  | 660   | 99   | 225  | 41  | 8   | 9   | 113  | 0  | 9   | 3  | 56   | 72   | 18  | 6   | 1   | .390 |
| 1997                     | MINNESOTA  | .305 | 135  | 538   | 63   | 164  | 32  | 4   | 10  | 89   | 2  | 12  | 0  | 45   | 73   | 11  | 4   | 1   | .351 |
| 1998                     | Salt Lake  | .500 | 2    | 10    | 0    | 5    | 1   | 0   | 0   | 0    | 0  | 0   | 0  | 0    | 0    | 0   | 0   | 0   | .500 |
|                          | MINNESOTA  | .281 | 126  | 502   | 75   | 141  | 29  | 5   | 4   | 69   | 1  | 10  | 1  | 45   | 41   | 9   | 2   | 0   | .335 |
| Minor League Totals      |            | .355 | 67   | 242   | 53   | 86   | 13  | 0   | 9   | 51   | 4  | 4   | 3  | 47   | 25   | 14  | 2   | 28  | .459 |
| Major League Totals      |            | .306 | 2683 | 10835 | 1782 | 3319 | 605 | 114 | 234 | 1307 | 75 | 109 | 47 | 1094 | 1244 | 504 | 131 | 208 | .369 |

| MOLITOR'S DIVISION SERIES RECORD |             |      |   |    |   |   |    |    |    |     |    |    |    |    |    |    |    |   |      |
|----------------------------------|-------------|------|---|----|---|---|----|----|----|-----|----|----|----|----|----|----|----|---|------|
| YEAR                             | OPPONENT    | AVG  | G | AB | R | H | 2B | 3B | HR | RBI | SH | SF | HB | BB | SO | SB | CS | E | OBP  |
| 1981                             | New York-AL | .250 | 5 | 20 | 2 | 5 | 0  | 0  | 1  | 1   | 1  | 0  | 0  | 2  | 5  | 0  | 0  | 0 | .318 |

| MOLITOR'S LEAGUE CHAMPIONSHIP SERIES RECORD |            |      |    |    |    |    |    |    |    |     |    |    |    |    |    |    |    |   |      |
|---|------------|------|----|----|----|----|----|----|----|-----|----|----|----|----|----|----|----|---|------|
| YEAR  | OPPONENT   | AVG  | G  | AB | R  | H  | 2B | 3B | HR | RBI | SH | SF | HB | BB | SO | SB | CS | E | OBP  |
| 1982  | California | .316 | 5  | 19 | 4  | 6  | 1  | 0  | 2  | 5   | 0  | 0  | 0  | 2  | 3  | 1  | 1  | 0 | .381 |
| 1993  | Chicago-AL | .391 | 6  | 23 | 7  | 9  | 2  | 1  | 1  | 5   | 0  | 0  | 1  | 3  | 3  | 0  | 0  | 0 | .481 |
| League Championship Totals                  |            | .357 | 11 | 42 | 11 | 15 | 3  | 1  | 3  | 10  | 0  | 0  | 1  | 5  | 6  | 1  | 1  | 0 | .438 |

| MOLITOR'S WORLD SERIES RECORD |              |      |    |    |    |    |    |    |    |     |    |    |    |    |    |    |    |   |      |
|-------------------------------|--------------|------|----|----|----|----|----|----|----|-----|----|----|----|----|----|----|----|---|------|
| YEAR                          | OPPONENT     | AVG  | G  | AB | R  | H  | 2B | 3B | HR | RBI | SH | SF | HB | BB | SO | SB | CS | E | OBP  |
| 1982                          | St. Louis    | .355 | 7  | 31 | 5  | 11 | 0  | 0  | 0  | 3   | 0  | 0  | 0  | 2  | 4  | 1  | 1  | 0 | .394 |
| 1993                          | Philadelphia | .500 | 6  | 24 | 10 | 12 | 2  | 2  | 2  | 8   | 0  | 0  | 1  | 3  | 0  | 1  | 0  | 0 | .571 |
| World Series Totals           |              | .418 | 13 | 55 | 15 | 23 | 2  | 2  | 2  | 11  | 0  | 0  | 1  | 5  | 4  | 2  | 1  | 0 | .475 |

| MOLITOR'S ALL-STAR GAME RECORD |                |              |   |    |   |   |    |    |    |     |    |    |    |    |    |    |    |   |      |
|--------------------------------|----------------|--------------|---|----|---|---|----|----|----|-----|----|----|----|----|----|----|----|---|------|
| YEAR                           | HOST           | AVG          | G | AB | R | H | 2B | 3B | HR | RBI | SH | SF | HB | BB | SO | SB | CS | E | OBP  |
| 1980                           | Los Angeles-NL | DID NOT PLAY |   |    |   |   |    |    |    |     |    |    |    |    |    |    |    |   |      |
| 1985                           | Minnesota      | .000         | 1 | 1  | 0 | 0 | 0  | 0  | 0  | 0   | 0  | 0  | 0  | 0  | 1  | 0  | 0  | 0 | .000 |
| 1988                           | Cincinnati     | .000         | 1 | 3  | 0 | 0 | 0  | 0  | 0  | 0   | 0  | 0  | 0  | 0  | 1  | 0  | 0  | 0 | .000 |
| 1991                           | Toronto        | .000         | 1 | 0  | 0 | 0 | 0  | 0  | 0  | 0   | 0  | 0  | 0  | 0  | 0  | 0  | 0  | 0 | .000 |
| 1992                           | San Diego      | .500         | 1 | 2  | 0 | 1 | 0  | 0  | 0  | 0   | 0  | 0  | 0  | 0  | 1  | 0  | 0  | 1 | .500 |
| 1993                           | Baltimore      | .000         | 1 | 1  | 0 | 0 | 0  | 0  | 0  | 0   | 0  | 0  | 0  | 1  | 0  | 0  | 0  | 0 | .500 |
| 1994                           | Pittsburgh     | .000         | 1 | 1  | 0 | 0 | 0  | 0  | 0  | 0   | 0  | 0  | 0  | 0  | 0  | 0  | 0  | 0 | .000 |
| All-Star Game Totals           |                | .125         | 6 | 8  | 0 | 1 | 0  | 0  | 0  | 0   | 0  | 0  | 0  | 1  | 3  | 0  | 0  | 1 | .222 |

| TWINS MANAGERS    |                 |  |            |            |      |
|-------------------|-----------------|--|------------|------------|------|
| MANAGERS          | SEASONS         | FINISHES   | WON        | LOST       | PCT. |
| Cookie Lavagetto* | ..... 1961      | 9th.....   | .25.....   | .41.....   | .379 |
| Sam Mele*         | ..... 1961-67   | 7th-2nd-3rd-6th-1st-2nd-6th.....                                 | .522.....  | .431.....  | .548 |
| Cal Ermer*        | ..... 1967-68   | 2nd-7th.....   | .145.....  | .129.....  | .529 |
| Billy Martin*     | ..... 1969      | 1st.....   | .97.....   | .65.....   | .599 |
| Bill Rigney*      | ..... 1970-72   | 1st-5th-3rd.....   | .208.....  | .184.....  | .531 |
| Frank Quilici     | ..... 1972-75   | 3rd-3rd-3rd-4th.....   | .280.....  | .287.....  | .494 |
| Gene Mauch*       | ..... 1976-80   | 3rd-4th-4th-4th-4th.....   | .378.....  | .394.....  | .490 |
| Johnny Goryl      | ..... 1980-81   | 3rd-6th.....   | .34.....   | .38.....   | .472 |
| Billy Gardner     | ..... 1981-85   | (7th-4th)-7th-5th-2nd-6th.....                                   | .268.....  | .353.....  | .432 |
| Ray Miller        | ..... 1985-86   | 4th-7th.....   | .109.....  | .130.....  | .456 |
| Tom Kelly         | ..... 1986-2001 | 6th-1st-2nd-5th-7th-1st-2nd-5th-4th-5th-4th-4th-4th-5th-2nd..... | .1140..... | .1244..... | .478 |
| Ron Gardenhire    | ..... 2002-14   | 1st-1st-1st-3rd-1st-3rd-2nd-1st-1st-5th-5th-4th-5th.....         | .1068..... | .1039..... | .507 |
| Paul Molitor      | ..... 2015-17   | 2nd-5th-2nd.....   | .227.....  | .259.....  | .467 |
| * - Deceased      |                 |  |            |            |      |



# NEIL ALLEN

NAMED PITCHING COACH NOVEMBER 25, 2014

BATS/THROWS: R/R

BORN: 1/24/58 in Kansas City, KS

RESIDES: Sarasota, FL



PITCHING COACH

41

**PERSONAL:** Neil Patrick Allen...son, Bobby...attended Bishop Ward (KS) High School where he played baseball, basketball and football.

**COACHING CAREER HIGHLIGHTS:** 2017 marked his 36th season in professional baseball...named Twins pitching coach on November 25, 2014...in his first season with the Twins, the pitching staff had their lowest ERA since 2010 (4.07)...named pitching coach for the SiriusXM Futures Game in 2011...coached at Single-A Staten Island from 2000-02, winning the New York-Penn League championship in his final season there with a staff ERA of 2.57.

**PLAYING CAREER:** Pitched 11 years in the majors for New York-NL (1979-83), St. Louis (1983-85), New York-AL (1985, 1987-88), Chicago-AL (1986-87) and Cleveland (1989).

**PROFESSIONAL:** Selected by New York-NL in 11th round of 1976 First-Year Player Draft.

## PROFESSIONAL TIMELINE

|              |   |
|--------------|---|
| 2015-PRESENT | MINNESOTA PITCHING COACH                            |
| 2011-14      | Triple-A Durham Pitching Coach                      |
| 2010         | Single-A Charlotte Pitching Coach                   |
| 2007-09      | Double-A Montgomery Pitching Coach                  |
| 2006         | Triple-A Columbus Pitching Coach                    |
| 2005         | NEW YORK-AL BULLPEN COACH                           |
| 2003-04      | Triple-A Columbus Pitching Coach                    |
| 2000-02      | Single-A Staten Island Pitching Coach               |
| 1998-99      | Single-A St. Catharines Pitching Coach              |
| 1997         | Rookie-Level Medicine Hat Pitching Coach            |
| 1996         | Single-A St. Catharines Pitching Coach              |
| 1995         | Mobile (Ind. Texas-Louisiana League) Pitching Coach |

## ALLEN'S PLAYING RECORD

| YEAR | CLUB                   | W-L   | ERA   | G   | GS | CG | SH | SV | IP    | H   | R   | ER  | HR | HB | BB  | SO  | WP | BK | BAA  |
|------|------------------------|-------|-------|-----|----|----|----|----|-------|-----|-----|-----|----|----|-----|-----|----|----|------|
| 1976 | Marion                 | 2-0   | 1.91  | 6   | 4  | 2  | 1  | 1  | 33.0  | 23  | 8   | 7   | 1  | 0  | 6   | 29  | 1  | 0  | —    |
|      | Wausau                 | 4-2   | 3.75  | 6   | 6  | 2  | 0  | 0  | 48.0  | 51  | 27  | 20  | 4  | 1  | 20  | 34  | 1  | 0  | —    |
| 1977 | Lynchburg              | 10-2  | 2.79  | 20  | 20 | 11 | 2  | 0  | 142.0 | 136 | 55  | 44  | 7  | 3  | 43  | 126 | 6  | 3  | —    |
| 1978 | Jackson                | 5-9   | 2.10  | 16  | 16 | 8  | 3  | 0  | 120.0 | 88  | 38  | 28  | 6  | 2  | 38  | 111 | 3  | 0  | —    |
|      | Tidewater              | 2-7   | 4.42  | 10  | 10 | 2  | 0  | 0  | 57.0  | 65  | 35  | 28  | 10 | 0  | 12  | 30  | 0  | 0  | —    |
| 1979 | NEW YORK-NL            | 6-10  | 3.55  | 50  | 5  | 0  | 0  | 8  | 99.0  | 100 | 46  | 39  | 4  | 0  | 47  | 65  | 6  | 0  | .268 |
| 1980 | NEW YORK-NL            | 7-10  | 3.70  | 59  | 0  | 0  | 0  | 22 | 97.1  | 87  | 43  | 40  | 7  | 0  | 40  | 79  | 2  | 1  | .244 |
| 1981 | NEW YORK-NL            | 7-6   | 2.97  | 43  | 0  | 0  | 0  | 18 | 66.2  | 64  | 26  | 22  | 4  | 0  | 26  | 50  | 3  | 0  | .259 |
| 1982 | NEW YORK-NL            | 3-7   | 3.06  | 50  | 0  | 0  | 0  | 19 | 64.2  | 65  | 22  | 22  | 5  | 1  | 30  | 59  | 4  | 0  | .266 |
| 1983 | NEW YORK-NL            | 2-7   | 4.50  | 21  | 4  | 1  | 1  | 2  | 54.0  | 57  | 29  | 27  | 6  | 0  | 36  | 32  | 2  | 0  | .278 |
|      | ST. LOUIS              | 10-6  | 3.75  | 25  | 18 | 4  | 2  | 0  | 121.2 | 122 | 55  | 50  | 6  | 1  | 48  | 74  | 6  | 1  | .265 |
| 1984 | ST. LOUIS              | 9-6   | 3.55  | 57  | 1  | 0  | 0  | 3  | 119.0 | 105 | 54  | 47  | 6  | 0  | 49  | 66  | 6  | 0  | .239 |
| 1985 | ST. LOUIS              | 1-4   | 5.59  | 23  | 1  | 0  | 0  | 2  | 29.0  | 32  | 22  | 18  | 3  | 1  | 17  | 10  | 1  | 1  | .283 |
|      | NEW YORK-AL            | 1-0   | 2.76  | 17  | 0  | 0  | 0  | 1  | 29.1  | 26  | 9   | 9   | 1  | 0  | 13  | 16  | 2  | 0  | .234 |
| 1986 | CHICAGO-AL             | 7-2   | 3.82  | 22  | 17 | 2  | 2  | 0  | 113.0 | 101 | 50  | 48  | 8  | 2  | 38  | 57  | 4  | 0  | .244 |
| 1987 | CHICAGO-AL             | 0-7   | 7.07  | 15  | 10 | 0  | 0  | 0  | 49.2  | 74  | 40  | 39  | 6  | 2  | 26  | 26  | 1  | 0  | .365 |
|      | NEW YORK-AL            | 0-1   | 3.65  | 8   | 1  | 0  | 0  | 0  | 24.2  | 23  | 12  | 10  | 2  | 0  | 10  | 16  | 0  | 0  | .242 |
|      | Daytona Beach          | 0-1   | 2.00  | 4   | 4  | 0  | 0  | 0  | 18.0  | 17  | 6   | 4   | 1  | 0  | 7   | 17  | 1  | 0  | —    |
| 1988 | NEW YORK-AL            | 5-3   | 3.84  | 41  | 2  | 0  | 1  | 0  | 117.1 | 121 | 51  | 50  | 14 | 2  | 37  | 61  | 2  | 0  | .268 |
|      | Fort Lauderdale        | 0-0   | 0.00  | 3   | 3  | 0  | 0  | 0  | 9.0   | 2   | 0   | 0   | 0  | 0  | 1   | 5   | 0  | 0  | —    |
|      | Columbus               | 0-1   | 0.60  | 2   | 2  | 1  | 0  | 0  | 15.0  | 7   | 2   | 1   | 0  | 0  | 0   | 7   | 0  | 0  | —    |
| 1989 | CLEVELAND              | 0-1   | 15.00 | 3   | 0  | 0  | 0  | 0  | 3.0   | 8   | 5   | 5   | 1  | 0  | 0   | 0   | 0  | 0  | .500 |
|      | Colorado Springs       | 5-3   | 3.42  | 21  | 15 | 0  | 0  | 0  | 100.0 | 105 | 57  | 38  | 9  | 2  | 27  | 52  | 8  | 5  | —    |
| 1990 | Nashville              | 0-0   | 6.60  | 12  | 0  | 0  | 0  | 1  | 15.0  | 22  | 12  | 11  | 3  | 1  | 6   | 10  | 0  | 0  | —    |
|      | Minor League Totals    | 28-25 | 2.92  | 100 | 80 | 26 | 6  | 2  | 557.0 | 516 | 240 | 181 | 41 | 9  | 160 | 421 | 20 | 8  | —    |
|      | American League Totals | 13-14 | 4.30  | 106 | 30 | 2  | 3  | 1  | 337.0 | 353 | 167 | 161 | 32 | 6  | 124 | 176 | 9  | 0  | .273 |
|      | National League Totals | 45-56 | 3.66  | 328 | 29 | 5  | 3  | 74 | 988.1 | 985 | 464 | 426 | 73 | 3  | 417 | 611 | 30 | 3  | .259 |
|      | Major League Totals    | 58-70 | 3.88  | 434 | 59 | 7  | 6  | 75 | 988.1 | 985 | 464 | 426 | 73 | 9  | 417 | 611 | 39 | 3  | .264 |





# GENE GLYNN

NAMED THIRD BASE COACH NOVEMBER 12, 2014

BATS/THROWS: R/R

BORN: 9/22/56 in Waseca, MN

RESIDES: Waseca, MN



THIRD BASE COACH

13

**PERSONAL:** Eugene Patrick Glynn...wife Julie, sons Gino and Christopher...graduated from Waseca (MN) High School in 1975 where he was an All-American in both basketball and baseball and was named the first ever "Mr. Basketball" in the state of Minnesota...attended Minnesota State University-Mankato from 1975-79 where he played baseball and basketball...participates annually in Twins Winter Caravan.

**COACHING CAREER HIGHLIGHTS:** 2017 marked his 25th season as professional coach...named Twins third base coach November 12, 2014...made major league coaching debut as Rockies first base coach in 1994...won division title as manager for Single-A South Bend in 1992...named Northwest League Manager of the Year in 1990 with Single-A Spokane after team went 49-27 and won a league championship...made coaching debut in Montreal system as a player/coach for Triple-A Indianapolis.

**PLAYING CAREER:** Played seven seasons in the minor leagues from 1979-85 in Montreal's system, hitting .230 (308-for-1340) with 48 doubles, 11 triples, seven home runs, 137 RBI and 244 runs scored in 525 games...played third base, second base and shortstop.

**PROFESSIONAL:** Signed by Montreal as an undrafted free agent in 1979.

## PROFESSIONAL TIMELINE

2015-PRESENT ..... MINNESOTA THIRD BASE COACH  
2012-14 ..... Triple-A Rochester Manager  
2007-11 ..... Pro Scout for Tampa Bay Rays  
2003-06 ..... SAN FRANCISCO THIRD BASE COACH  
2000-02 ..... CHICAGO-NL THIRD BASE COACH  
1999 ..... MONTREAL FIRST BASE COACH  
1996-98 ..... COLORADO THIRD BASE COACH  
1995 ..... Colorado Minor League Field Coordinator  
1994 ..... COLORADO FIRST BASE COACH  
1993 ..... Colorado Minor League Field Coordinator  
1992 ..... Single-A South Bend Manager  
1990-91 ..... Single-A Spokane Manager  
1985-89 ... Coach/Mgr in Montreal system at various levels

## GLYNN'S PLAYING RECORD

| YEAR                | CLUB            | AVG  | G   | AB   | R   | H   | 2B | 3B | HR | RBI | SH | SF | HB | BB  | SO  | SB | CS | E  | OBP  |
|---------------------|-----------------|------|-----|------|-----|-----|----|----|----|-----|----|----|----|-----|-----|----|----|----|------|
| 1979                | Jamestown       | .293 | 64  | 208  | 71  | 61  | 16 | 3  | 2  | 36  | 0  | 5  | 4  | 70  | 34  | 26 | 1  | 4  | .470 |
| 1980                | West Palm Beach | .216 | 109 | 291  | 50  | 63  | 10 | 1  | 1  | 23  | 3  | 2  | 2  | 64  | 49  | 17 | 12 | 28 | .359 |
| 1981                | Memphis         | .210 | 113 | 276  | 46  | 58  | 3  | 2  | 2  | 23  | 2  | 2  | 0  | 45  | 36  | 11 | 9  | 27 | .319 |
| 1982                | Memphis         | .240 | 96  | 300  | 50  | 72  | 12 | 2  | 2  | 25  | 15 | 1  | 4  | 45  | 36  | 16 | 10 | 27 | .346 |
|                     | Wichita         | .263 | 10  | 19   | 4   | 5   | 0  | 1  | 0  | 3   | 0  | 0  | 0  | 1   | 4   | 0  | 0  | 1  | .300 |
| 1983                | Memphis         | .125 | 7   | 24   | 0   | 3   | 0  | 0  | 0  | 1   | 0  | 0  | 0  | 3   | 2   | 0  | 2  | 0  | .222 |
|                     | Wichita         | .198 | 61  | 111  | 14  | 22  | 3  | 2  | 0  | 17  | 2  | 1  | 1  | 11  | 11  | 5  | 0  | 5  | .274 |
| 1984                | Jacksonville    | .000 | 6   | 2    | 0   | 0   | 0  | 0  | 0  | 1   | 0  | 0  | 0  | 2   | 0   | 0  | 0  | 0  | .500 |
|                     | Indianapolis    | .212 | 56  | 104  | 9   | 22  | 4  | 0  | 0  | 8   | 5  | 0  | 0  | 13  | 14  | 0  | 4  | 6  | .299 |
| 1985                | Indianapolis    | .400 | 3   | 5    | 0   | 2   | 0  | 0  | 0  | 0   | 0  | 0  | 0  | 0   | 1   | 0  | 0  | 0  | .400 |
| Minor League Totals |                 | .230 | 525 | 1340 | 244 | 308 | 48 | 11 | 7  | 137 | 27 | 11 | 11 | 254 | 187 | 75 | 38 | 98 | .355 |

## GLYNN'S RECORD AS MANAGER

| YEAR                | CLUB         | LEAGUE        | POSITION                        | WON | LOST | PCT. |
|---------------------|--------------|---------------|---------------------------------|-----|------|------|
| 1986                | Jacksonville | New York-Penn | 4th                             | 30  | 46   | .395 |
| 1987                | Jacksonville | New York-Penn | 2nd                             | 44  | 33   | .571 |
| 1990                | Spokane      | Northwest     | 1st, Northwest League Champions | 49  | 27   | .645 |
| 1991                | Spokane      | Northwest     | 4th                             | 24  | 52   | .316 |
| 1992                | Bend         | Northwest     | 1st, Northwest League Champions | 43  | 33   | .566 |
| 2012                | Rochester    | International | 4th                             | 72  | 72   | .500 |
| 2013                | Rochester    | International | 2nd                             | 77  | 67   | .535 |
| 2014                | Rochester    | International | 4th                             | 77  | 67   | .535 |
| Minor League Totals |              |               |                                 | 416 | 397  | .512 |



# EDDIE GUARDADO

NAMED BULLPEN COACH NOVEMBER 25, 2014

BATS/THROWS: R/L

BORN: 10/2/70 in Stockton, CA

RESIDES: Tustin, CA



BULLPEN COACH

18

**PERSONAL:** Edward Adrian Guardado...nicknamed "Everyday Eddie" during playing days...wife, Lisa (Limbaugh)...sons, Niko (12/24/96) and Jakob (2/26/02), and daughter, Ava Rose (5/17/05)...1989 graduate of Franklin (CA) High School, where he played baseball and football...as a senior was all-area and Most Valuable Player of his league in baseball and MVP of the football team...attended San Joaquin Delta (CA) Junior College...brother Danny was an infielder at Lewis & Clark College...was the MVP of his Babe Ruth team in 1985 and American Legion team in 1989...hosts an annual Stars & Strikes celebrity bowling tournament near his home in southern California to benefit autistic children and their families.

**COACHING CAREER:** 2017 marked his third season as a major league coach, all as Twins bullpen coach after being hired to that role in November of 2014...spent time previously as special instructor at Twins spring training.

**PLAYING CAREER:** Played 17 seasons with Minnesota, Seattle, Cincinnati and Texas...inducted into Twins Hall of Fame in 2013...named one of "50 Greatest Twins" in 2010...played 12 seasons for Twins from 1993-2003 and again in 2008, going 37-48, 4.53 ERA (704.2 IP, 355 ER) in 648 career games, the most in club history...ranks fourth on Twins all-time list in saves (116)...Twins all-time leader in relief innings (579.0)...led AL in appearances (83) in 1996 and led AL in saves (45) in 2002...named to AL All-Star team in 2002 and '03...ranks 22nd on baseball's all-time list in games (908)...his 83 appearances in 1996 rank second on Twins all-time single-season list and 79 appearances in 1998 are tied for fourth.

**PROFESSIONAL:** Selected by Twins in 21st round of 1990 First-Year Player Draft: signed by scout Kevin Murphy.

## GUARDADO'S PLAYING RECORD

| YEAR | CLUB                   | W-L   | ERA  | G   | GS  | CG | SH | SV  | IP    | H   | R   | ER  | HR  | HB | BB  | SO  | WP | BK | BAA  |
|------|------------------------|-------|------|-----|-----|----|----|-----|-------|-----|-----|-----|-----|----|-----|-----|----|----|------|
| 1991 | Elizabethton           | 8-4   | 1.86 | 14  | 13  | 3  | 1  | 0   | 92.0  | 67  | 30  | 19  | 5   | 2  | 31  | 106 | 6  | 2  | .199 |
| 1992 | Kenosha                | 5-10  | 4.37 | 18  | 18  | 2  | 1  | 0   | 101.0 | 106 | 57  | 49  | 5   | 4  | 30  | 103 | 2  | 7  | .274 |
|      | Visalia                | 7-0   | 1.64 | 7   | 7   | 1  | 1  | 0   | 49.1  | 47  | 13  | 9   | 1   | 0  | 10  | 39  | 0  | 1  | .258 |
| 1993 | Nashville              | 4-0   | 1.24 | 10  | 10  | 2  | 2  | 0   | 65.1  | 53  | 10  | 9   | 1   | 2  | 10  | 57  | 2  | 0  | .221 |
|      | MINNESOTA              | 3-8   | 6.18 | 19  | 16  | 0  | 0  | 0   | 94.2  | 123 | 68  | 65  | 13  | 1  | 36  | 46  | 0  | 0  | .319 |
| 1994 | Salt Lake              | 12-7  | 4.83 | 24  | 24  | 2  | 0  | 0   | 151.0 | 171 | 90  | 81  | 23  | 2  | 51  | 87  | 3  | 1  | .290 |
|      | MINNESOTA              | 0-2   | 8.47 | 4   | 4   | 0  | 0  | 0   | 17.0  | 26  | 16  | 16  | 3   | 0  | 4   | 8   | 0  | 0  | .351 |
| 1995 | MINNESOTA              | 4-9   | 5.12 | 51  | 5   | 0  | 0  | 2   | 91.1  | 99  | 54  | 52  | 13  | 0  | 45  | 71  | 5  | 1  | .280 |
| 1996 | MINNESOTA              | 6-5   | 5.25 | 83  | 0   | 0  | 0  | 4   | 73.2  | 61  | 45  | 43  | 12  | 3  | 33  | 74  | 3  | 0  | .228 |
| 1997 | MINNESOTA              | 0-4   | 3.91 | 69  | 0   | 0  | 0  | 1   | 46.0  | 45  | 23  | 20  | 7   | 2  | 17  | 54  | 2  | 0  | .251 |
| 1998 | MINNESOTA              | 3-1   | 4.52 | 79  | 0   | 0  | 0  | 0   | 65.2  | 66  | 34  | 33  | 10  | 0  | 28  | 53  | 2  | 0  | .265 |
| 1999 | MINNESOTA              | 2-5   | 4.50 | 63  | 0   | 0  | 0  | 2   | 48.0  | 37  | 24  | 24  | 6   | 2  | 25  | 50  | 0  | 0  | .222 |
|      | New Britain            | 0-0   | 1.93 | 3   | 0   | 0  | 0  | 0   | 4.2   | 3   | 1   | 1   | 0   | 0  | 0   | 5   | 0  | 0  | .176 |
| 2000 | MINNESOTA              | 7-4   | 3.94 | 70  | 0   | 0  | 0  | 9   | 61.2  | 55  | 27  | 27  | 14  | 1  | 25  | 52  | 1  | 1  | .238 |
| 2001 | MINNESOTA              | 7-1   | 3.51 | 67  | 0   | 0  | 0  | 12  | 66.2  | 47  | 27  | 26  | 5   | 1  | 23  | 67  | 4  | 0  | .197 |
| 2002 | MINNESOTA              | 1-3   | 2.93 | 68  | 0   | 0  | 0  | 45  | 67.2  | 53  | 22  | 22  | 9   | 1  | 18  | 70  | 0  | 0  | .215 |
| 2003 | MINNESOTA              | 3-5   | 2.89 | 66  | 0   | 0  | 0  | 41  | 65.1  | 50  | 22  | 21  | 7   | 0  | 14  | 60  | 5  | 0  | .207 |
| 2004 | SEATTLE                | 2-2   | 2.78 | 41  | 0   | 0  | 0  | 18  | 45.1  | 31  | 14  | 14  | 8   | 1  | 14  | 45  | 0  | 0  | .194 |
| 2005 | SEATTLE                | 2-3   | 2.72 | 58  | 0   | 0  | 0  | 36  | 56.1  | 52  | 23  | 17  | 7   | 0  | 15  | 48  | 1  | 0  | .239 |
| 2006 | SEATTLE                | 1-3   | 5.48 | 28  | 0   | 0  | 0  | 5   | 23.0  | 29  | 14  | 14  | 8   | 0  | 11  | 22  | 0  | 0  | .309 |
|      | CINCINNATI             | 0-0   | 1.29 | 15  | 0   | 0  | 0  | 8   | 14.0  | 15  | 5   | 2   | 2   | 1  | 2   | 17  | 0  | 0  | .278 |
| 2007 | Dayton                 | 0-0   | 0.00 | 3   | 0   | 0  | 0  | 1   | 3.0   | 2   | 0   | 0   | 0   | 0  | 0   | 3   | 0  | 0  | .182 |
|      | Louisville             | 0-0   | 4.50 | 9   | 0   | 0  | 0  | 0   | 8.0   | 11  | 4   | 4   | 2   | 0  | 4   | 3   | 0  | 0  | .335 |
|      | CINCINNATI             | 0-0   | 7.24 | 15  | 0   | 0  | 0  | 0   | 13.2  | 16  | 11  | 11  | 2   | 1  | 4   | 8   | 0  | 0  | .286 |
| 2008 | TEXAS                  | 3-3   | 3.65 | 55  | 0   | 0  | 0  | 4   | 49.1  | 38  | 20  | 20  | 3   | 0  | 17  | 28  | 1  | 0  | .220 |
|      | MINNESOTA              | 1-1   | 7.71 | 9   | 0   | 0  | 0  | 0   | 7.0   | 12  | 6   | 6   | 1   | 0  | 2   | 5   | 0  | 0  | .387 |
| 2009 | TEXAS                  | 1-2   | 4.46 | 48  | 0   | 0  | 0  | 0   | 38.1  | 39  | 21  | 19  | 8   | 2  | 15  | 20  | 1  | 0  | .267 |
|      | Minor League Totals    | 36-21 | 3.26 | 88  | 72  | 10 | 5  | 1   | 474.1 | 460 | 205 | 172 | 37  | 10 | 136 | 403 | 13 | 11 | .256 |
|      | American League Totals | 46-61 | 4.31 | 223 | 878 | 25 | 0  | 179 | 917.0 | 864 | 460 | 439 | 134 | 14 | 342 | 773 | 25 | 2  | .250 |
|      | National League Totals | 0-0   | 4.23 | 30  | 0   | 0  | 0  | 8   | 27.2  | 31  | 16  | 13  | 4   | 2  | 6   | 25  | 0  | 0  | .282 |
|      | Major League Totals    | 46-61 | 4.31 | 908 | 25  | 0  | 0  | 187 | 944.2 | 894 | 476 | 452 | 138 | 16 | 348 | 798 | 25 | 2  | .251 |



# RUDY HERNANDEZ

NAMED ASSISTANT HITTING COACH NOVEMBER 12, 2014

BATS/THROWS: R/R

BORN: 4/9/66 in Turmero, Aragua, VZ

RESIDES: Maracay, VZ



ASSISTANT HITTING COACH

63

**PERSONAL:** Rodolfo Jesus Hernandez...wife, Andrea...son, Bryan...resides in Maracay, VZ.

**COACHING CAREER HIGHLIGHTS:** 2017 marked his 17th season in Twins organization...named Twins assistant hitting coach November 12, 2014...named Appalachian League Manager of the Year after 41-22 first place finish in 2001...managed San Joaquin in Venezuelan Summer League in 2000...managed Aragua in Venezuelan Winter League in 1999 and 2000...has career minor league managerial record of 139-102 (.577).

**PLAYING CAREER:** Played five seasons in New York Mets system (1987-91), hitting .250 (410-for-1637) with 55 doubles, 14 triples, three home runs and 156 RBI in 493 games...played second base and third base...played three years of summer ball in Venezuela, 1993-96...played in Mexican League in 1992.

**PROFESSIONAL:** Signed by New York-NL as an undrafted free agent in 1986.

## PROFESSIONAL TIMELINE

|                   |  |
|-------------------|--|
| 2015-PRESENT..... | MINNESOTA ASSISTANT HITTING COACH      |
| 2013-14.....      | GCL Twins Coach                        |
| 2012.....         | Double-A New Britain Coach             |
| 2011.....         | GCL Twins Coach                        |
| 2010.....         | Double-A New Britain Coach             |
| 2009.....         | GCL Twins Coach                        |
| 2005-08.....      | Single-A Beloit Coach                  |
| 2004.....         | Single-A Quad City Coach               |
| 2002-03.....      | GCL Twins Manager                      |
| 2001.....         | Rookie-Elizabethton Manager            |
| 1996-2000.....    | Instructor at Twins Venezuelan Academy |

## HERNANDEZ'S PLAYING RECORD

| YEAR                | CLUB         | AVG  | G   | AB   | R   | H   | 2B | 3B | HR | RBI | SH | SF | HB | BB  | SO  | SB | CS | E  | OBP  |
|---------------------|--------------|------|-----|------|-----|-----|----|----|----|-----|----|----|----|-----|-----|----|----|----|------|
| 1987                | Kingsport    | .264 | 66  | 216  | 33  | 57  | 10 | 1  | 2  | 27  | 4  | 2  | 1  | 31  | 41  | 8  | 3  | 22 | .356 |
| 1988                | Kingsport    | .296 | 72  | 284  | 52  | 84  | 14 | 3  | 1  | 54  | 3  | 0  | 2  | 44  | 38  | 15 | 7  | 18 | .394 |
| 1989                | St. Lucie    | .250 | 115 | 348  | 49  | 87  | 8  | 5  | 0  | 23  | 11 | 2  | 2  | 22  | 50  | 14 | 10 | 16 | .297 |
| 1990                | Jackson      | .242 | 123 | 443  | 63  | 107 | 14 | 5  | 0  | 30  | 7  | 4  | 3  | 41  | 61  | 32 | 16 | 13 | .308 |
| 1991                | Williamsport | .217 | 117 | 346  | 38  | 75  | 9  | 0  | 0  | 22  | 6  | 2  | 0  | 67  | 69  | 25 | 14 | 21 | .342 |
| Minor League Totals |              | .250 | 493 | 1637 | 235 | 410 | 55 | 14 | 3  | 156 | 31 | 10 | 8  | 205 | 259 | 94 | 50 | 90 | .335 |

## HERNANDEZ'S RECORD AS MANAGER

| YEAR                | CLUB         | LEAGUE            | POSITION        | WON | LOST | PCT. |
|---------------------|--------------|-------------------|-----------------|-----|------|------|
| 2000                | San Joaquin  | Venezuelan Summer | 2nd in division | 35  | 24   | .593 |
| 2001                | Elizabethton | Appalachian       | 1st in division | 41  | 22   | .651 |
| 2002                | GCL Twins    | Gulf Coast        | 2nd in division | 35  | 25   | .583 |
| 2003                | GCL Twins    | Gulf Coast        | 3rd in division | 28  | 31   | .475 |
| Minor League Totals |              |                   |                 | 139 | 102  | .577 |



# JEFF PICKLER

**NAMED MAJOR LEAGUE COACH / COORDINATOR OF  
MAJOR LEAGUE DEVELOPMENT DECEMBER 21, 2016**

**BATS/THROWS:** L/R  
**BORN:** 1/6/76 in Garden Grove, CA  
**RESIDES:** Chandler, AZ



**MAJOR LEAGUE COACH / COORDINATOR  
OF MAJOR LEAGUE DEVELOPMENT**

**31**

**PERSONAL:** Jeff Blaine Pickler...wife, Erica...1994 graduate of Foothill High School (CA)...attended the University of Tennessee from 1995-98, earning his Bachelor of Science degree in Business Administration with an emphasis in Marketing; graduated magna cum laude and was named Scholar Athlete of the Year in 1998...attended National University from 2006-08, earning a Master's degree in Teaching and Learning.

**COACHING CAREER HIGHLIGHTS:** 2017 marked first season coaching at the professional level...as Major League Coach and Coordinator of Major League Development, he oversees outfield instruction, advises all coaches and players on game preparation and strategy, and coordinates communication between the major leagues and player development.

**PLAYING CAREER:** Played eight seasons in the minor leagues; played in Brewers (1998-2001), Rangers (2002-04) and Rockies (2005) organizations...hit .299 (1023-for-3421) with 165 doubles, 23 triples, 15 home runs, 361 RBI and 525 runs scored in 904 career minor league games.

**PROFESSIONAL:** Selected by Milwaukee in 11th round of the 1998 First-Year Player Draft.

## PROFESSIONAL TIMELINE

**2017-PRESENT**.....**MINNESOTA MAJOR LEAGUE COACH**  
2015-16 .... Los Angeles-NL Special Assistant, Player Development  
2010, 2012-14 ...San Diego Pro Scout/Special Assignment Scout  
2011..... Los Angeles-AL Minor League Infield Coordinator  
2009.....University of Arizona Assistant Coach  
2006-08 ..... Arizona Advance Scout and Special Assistant

## PICKLER'S PLAYING RECORD

| YEAR                       | CLUB             | AVG         | G          | AB          | R          | H           | 2B         | 3B        | HR        | RBI        | SH        | SF        | HB        | BB         | SO         | SB         | CS        | OBP         | OPS         |
|----------------------------|------------------|-------------|------------|-------------|------------|-------------|------------|-----------|-----------|------------|-----------|-----------|-----------|------------|------------|------------|-----------|-------------|-------------|
| 1998                       | Ogden            | .364        | 71         | 280         | 55         | 102         | 22         | 0         | 4         | 49         | 4         | 2         | 2         | 39         | 25         | 20         | 8         | .443        | .928        |
| 1999                       | Stockton         | .338        | 80         | 311         | 40         | 105         | 14         | 3         | 1         | 42         | 1         | 1         | 0         | 23         | 29         | 7          | 6         | .382        | .794        |
|                            | Huntsville       | .279        | 51         | 183         | 20         | 51          | 8          | 1         | 1         | 23         | 2         | 2         | 0         | 15         | 25         | 9          | 4         | .330        | .680        |
| 2000                       | Huntsville       | .303        | 71         | 254         | 34         | 77          | 11         | 0         | 0         | 26         | 4         | 2         | 1         | 30         | 28         | 15         | 12        | .376        | .723        |
|                            | Indianapolis     | .307        | 56         | 189         | 34         | 58          | 6          | 1         | 1         | 20         | 1         | 0         | 1         | 24         | 27         | 14         | 3         | .388        | .753        |
| 2001                       | Huntsville       | .287        | 134        | 523         | 74         | 150         | 17         | 2         | 0         | 32         | 6         | 2         | 1         | 60         | 51         | 34         | 14        | .360        | .687        |
| 2002                       | Tulsa            | .167        | 6          | 24          | 2          | 4           | 0          | 0         | 0         | 0          | 0         | 0         | 0         | 2          | 3          | 1          | 0         | .231        | .397        |
|                            | Oklahoma         | .299        | 96         | 394         | 62         | 118         | 19         | 0         | 0         | 32         | 5         | 2         | 1         | 54         | 44         | 17         | 8         | .384        | .731        |
| 2003                       | Oklahoma         | .222        | 125        | 486         | 68         | 108         | 20         | 5         | 2         | 36         | 10        | 3         | 3         | 64         | 74         | 32         | 5         | .315        | .611        |
| 2004                       | Oklahoma         | .311        | 86         | 354         | 64         | 110         | 22         | 5         | 1         | 51         | 1         | 2         | 0         | 34         | 49         | 15         | 3         | .369        | .779        |
| 2005                       | Colorado Springs | .331        | 128        | 423         | 72         | 140         | 26         | 6         | 5         | 50         | 6         | 4         | 1         | 41         | 46         | 16         | 6         | .388        | .844        |
| <b>Minor League Totals</b> |                  | <b>.299</b> | <b>904</b> | <b>3421</b> | <b>525</b> | <b>1023</b> | <b>165</b> | <b>23</b> | <b>15</b> | <b>361</b> | <b>40</b> | <b>20</b> | <b>10</b> | <b>386</b> | <b>401</b> | <b>180</b> | <b>69</b> | <b>.370</b> | <b>.744</b> |





# JAMES ROWSON

NAMED HITTING COACH DECEMBER 2, 2016

BATS/THROWS: R/R

BORN: 9/12/76 in Mount Vernon, New York

RESIDES: Spring Hill, FL



## HITTING COACH

33

**PERSONAL:** James Frank Rowson...wife, Maria...children, Katiria, Kiana and Gabriella...1994 graduate of Mount St. Michael High School (Bronx, NY).

**COACHING CAREER HIGHLIGHTS:** 2017 marked his 16th season coaching at the professional level...hired as Twins hitting coach December 2, 2016.

**PLAYING CAREER:** Spent three minor league seasons in the Seattle (1995-96) and New York-AL (1997) organizations before playing for Cook County in the Independent Heartland League in 1998...hit .204 (111-for-544) with 26 doubles, seven triples, nine home runs, 60 RBI, 73 runs scored and 23 stolen bases in 178 career professional games.

**PROFESSIONAL:** Selected by Seattle in ninth round of 1994 First-Year Player Draft.

## PROFESSIONAL TIMELINE

|                   |  |
|-------------------|--|
| 2017-PRESENT..... | MINNESOTA HITTING COACH                      |
| 2014-16.....      | New York-AL Minor League Hitting Coordinator |
| 2012-13.....      | CHICAGO-NL HITTING COACH                     |
| 2012.....         | Chicago-NL Minor League Hitting Coordinator  |
| 2008-11.....      | New York-AL Minor League Hitting Coordinator |
| 2006-07.....      | Single-A Tampa Hitting Coach                 |
| 2004-05.....      | Single-A Rancho Cucamonga Hitting Coach      |
| 2003.....         | Single-A Cedar Rapids Hitting Coach          |
| 2002.....         | Rookie-Provo Hitting Coach                   |

## ROWSON'S PLAYING RECORD

| YEAR | CLUB                      | AVG  | G   | AB  | R  | H  | 2B | 3B | HR | RBI | SH | SF | HB | BB | SO  | SB | CS | OBP  | OPS  |
|------|---------------------------|------|-----|-----|----|----|----|----|----|-----|----|----|----|----|-----|----|----|------|------|
| 1995 | AZL Mariners              | .189 | 30  | 106 | 9  | 20 | 6  | 1  | 0  | 9   | 1  | 1  | 3  | 6  | 38  | 9  | 2  | .250 | .514 |
| 1996 | Everett                   | .221 | 53  | 181 | 30 | 40 | 9  | 2  | 4  | 24  | 0  | 1  | 3  | 26 | 68  | 4  | 2  | .327 | .686 |
| 1997 | Oneonta                   | .195 | 12  | 41  | 8  | 8  | 2  | 2  | 0  | 4   | 0  | 0  | 0  | 4  | 17  | 1  | 0  | .267 | .608 |
|      | Greensboro                | .286 | 8   | 21  | 1  | 6  | 1  | 0  | 0  | 2   | 1  | 0  | 0  | 5  | 8   | 0  | 0  | .423 | .756 |
|      | Tampa                     | .060 | 25  | 50  | 2  | 3  | 2  | 0  | 0  | 4   | 1  | 0  | 1  | 4  | 29  | 2  | 1  | .145 | .245 |
| 1998 | Cook County (Ind.)        | .234 | 50  | 145 | 23 | 34 | 6  | 2  | 5  | 17  | 0  | 2  | 0  | 11 | 41  | 7  | 2  | .285 | .692 |
|      | Independent League Totals | .234 | 50  | 145 | 23 | 34 | 6  | 2  | 5  | 17  | 0  | 2  | 0  | 11 | 41  | 7  | 2  | .285 | .692 |
|      | Minor League Totals       | .193 | 128 | 399 | 50 | 77 | 20 | 5  | 4  | 43  | 3  | 2  | 7  | 45 | 160 | 16 | 5  | .285 | .583 |

## TWINS COACHES

|                       |                |
|-----------------------|----------------|
| Allen, Neil.....      | 2015-17        |
| Anderson, Rick.....   | 2002-14        |
| *Baker, Floyd.....    | 1961-64        |
| Brunansky, Tom.....   | 2013-16        |
| *Case, George.....    | 1968           |
| *Crosetti, Frank..... | 1970-71        |
| Crowley, Terry.....   | 1991-98        |
| Cuellar, Bobby.....   | 2013-14        |
| Davis, Butch.....     | 2015-16        |
| Fitzgerald, Ed.....   | 1962-64        |
| *Fowler, Art.....     | 1969           |
| Gardenhire, Ron.....  | 1991-2001      |
| Gardner, Billy.....   | 1981           |
| Glynn, Gene.....      | 2015-17        |
| Goryl, John.....      | 1968-69, 79-80 |
| *Grissom, Marv.....   | 1970-71        |
| Guardado, Eddie.....  | 2015-17        |
| Hernandez, Rudy.....  | 2015-17        |
| Kelly, Tom.....       | 1983-86        |
| *Kuehl, Karl.....     | 1977-82        |
| *Lemon, Jim.....      | 1965-67, 81-84 |

|                           |                |
|---------------------------|----------------|
| Liddle, Steve.....        | 2002-12        |
| *Lopat, Ed.....           | 1961           |
| *Lyons, Eddie.....        | 1976           |
| *Maltzberger, Gordon..... | 1962-64        |
| *Martin, Billy.....       | 1965-68        |
| *McCullough, Clyde.....   | 1961           |
| *McMahon, Don.....        | 1976-77        |
| Mele, Sam.....            | 1961           |
| Molitor, Paul.....        | 2000-01, 14    |
| *Morgan, Vern.....        | 1969-75        |
| Naragang, Hal.....        | 1963-66        |
| Newman, Al.....           | 2002-05        |
| Nossek, Joe.....          | 1976           |
| Oldis, Bob.....           | 1968           |
| Oliva, Tony.....          | 1976-78, 85-91 |
| Pascual, Camilo.....      | 1978-80        |
| Pickler, Jeff.....        | 2017           |
| *Podres, Johnny.....      | 1981-85        |
| Quilici, Frank.....       | 1971-72        |
| Randall, Bobby.....       | 1980           |
| Renick, Rick.....         | 1987-90        |

|                          |                   |
|--------------------------|-------------------|
| *Robertson, Sherry.....  | 1970              |
| Rodgers, Bob.....        | 1970-74           |
| *Rowe, Ralph.....        | 1972-75           |
| Rowson, James.....       | 2017              |
| *Sain, John.....         | 1965-66           |
| Shellenback, Jim.....    | 1983              |
| Silvera, Charlie.....    | 1969              |
| Stange, Lee.....         | 1975              |
| Steinbach, Terry.....    | 2013-14           |
| Stelmazek, Rick.....     | 1981-2012         |
| *Strickland, George..... | 1962              |
| Smith, Jeff.....         | 2017              |
| Such, Dick.....          | 1985-2001         |
| Terwilliger, Wayne.....  | 1986-94           |
| Ullger, Scott.....       | 1995-2014         |
| Vavra, Joe.....          | 2006-17           |
| White, Jerry.....        | 1989, 95, 99-2012 |
| Worthington, Al.....     | 1972-73           |
| *Wynn, Early.....        | 1967-69           |
| *Zimmerman, Jerry.....   | 1967, 76-80       |
| (* - deceased)           |                   |



# JEFF SMITH

NAMED FIRST BASE COACH DECEMBER 21, 2016

BATS/THROWS: L/R  
BORN: 6/17/74 in Akron, OH  
RESIDES: Naples, FL



FIRST BASE COACH

37

**PERSONAL:** Jeff Harold Smith...wife, Ronna...sons, Cooper and Cutter...makes off-season home in Naples, FL...1992 graduate of Naples (FL) High School...attended Stetson University from 1993-95.

**COACHING CAREER HIGHLIGHTS:** 2017 marked his 13th season coaching or managing at the professional level and first in the major leagues...hired as Twins first base coach December 21, 2016; also oversees catching instruction and baserunning...named FSL Manager of the Year in 2009 leading the Miracle to a record of 80-58.

**PLAYING CAREER:** Played nine seasons in the Twins (1996-2002), Texas (2003-04) and Boston (2003) organizations...played 503 career minor league games at catcher, 14 at first base and two in the outfield...hit .282 (600-for-2130) with 115 doubles, three triples, 44 home runs, 285 RBI and 242 runs scored in 658 career minor league games...

| PROFESSIONAL TIMELINE |                              |
|-----------------------|------------------------------|
| 2017-PRESENT          | MINNESOTA FIRST BASE COACH   |
| 2015-16               | Single-A Ft. Myers Manager   |
| 2010-14               | Double-A New Britain Manager |
| 2008-09               | Single-A Ft. Myers Manager   |
| 2006-07               | Single-A Beloit Manager      |
| 2005                  | GCL Twins Hitting Coach      |

...playing career ended prior to 2005 season after a major left knee injury.

**PROFESSIONAL:** Selected by Minnesota in 20th round of 1994 First-Year Player Draft.

| SMITH'S PLAYING RECORD |             |      |     |      |     |     |     |    |    |     |    |    |    |     |     |    |    |      |       |
|------------------------|-------------|------|-----|------|-----|-----|-----|----|----|-----|----|----|----|-----|-----|----|----|------|-------|
| YEAR                   | CLUB        | AVG  | G   | AB   | R   | H   | 2B  | 3B | HR | RBI | SH | SF | HB | BB  | SO  | SB | CS | E    | OBP   |
| 1996                   | Ft. Wayne   | .236 | 63  | 208  | 20  | 49  | 6   | 0  | 2  | 26  | 1  | 2  | 0  | 22  | 32  | 2  | 1  | .306 | .599  |
| 1997                   | Ft. Myers   | .281 | 49  | 121  | 17  | 34  | 5   | 0  | 4  | 26  | 0  | 6  | 0  | 12  | 18  | 0  | 2  | .331 | .752  |
|                        | New Britain | .222 | 5   | 18   | 1   | 4   | 1   | 0  | 0  | 3   | 0  | 0  | 0  | 2   | 4   | 0  | 0  | .300 | .578  |
|                        | Salt Lake   | .250 | 7   | 12   | 2   | 3   | 2   | 0  | 0  | 2   | 0  | 0  | 0  | 1   | 3   | 0  | 0  | .308 | .724  |
| 1998                   | Ft. Myers   | .348 | 6   | 23   | 4   | 8   | 2   | 0  | 0  | 1   | 0  | 0  | 1  | 1   | 2   | 1  | 0  | .400 | .835  |
|                        | New Britain | .274 | 27  | 84   | 11  | 23  | 11  | 0  | 1  | 12  | 1  | 2  | 1  | 5   | 21  | 0  | 0  | .315 | .756  |
|                        | Salt Lake   | .254 | 23  | 67   | 9   | 17  | 3   | 0  | 0  | 2   | 2  | 0  | 0  | 4   | 13  | 0  | 0  | .296 | .594  |
| 1999                   | New Britain | .253 | 79  | 265  | 25  | 67  | 13  | 0  | 6  | 31  | 3  | 4  | 3  | 23  | 40  | 1  | 0  | .315 | .685  |
|                        | Salt Lake   | .389 | 5   | 18   | 5   | 7   | 3   | 0  | 1  | 3   | 0  | 0  | 0  | 0   | 1   | 0  | 0  | .389 | 1.111 |
| 2000                   | New Britain | .386 | 37  | 140  | 23  | 54  | 13  | 1  | 5  | 30  | 0  | 0  | 0  | 7   | 17  | 1  | 1  | .415 | 1.015 |
|                        | Salt Lake   | .286 | 25  | 84   | 10  | 24  | 4   | 0  | 2  | 9   | 0  | 0  | 1  | 2   | 20  | 1  | 0  | .310 | .715  |
| 2001                   | New Britain | .285 | 102 | 351  | 38  | 100 | 15  | 1  | 7  | 42  | 2  | 2  | 4  | 15  | 57  | 0  | 0  | .320 | .713  |
| 2002                   | New Britain | .296 | 90  | 297  | 40  | 88  | 15  | 0  | 11 | 48  | 4  | 5  | 5  | 21  | 47  | 1  | 2  | .348 | .805  |
|                        | Edmonton    | .074 | 10  | 27   | 0   | 2   | 1   | 0  | 0  | 0   | 2  | 2  | 0  | 0   | 3   | 8  | 0  | .167 | .278  |
| 2003                   | Red Sox     | .182 | 7   | 22   | 2   | 4   | 0   | 0  | 0  | 2   | 0  | 0  | 0  | 2   | 2   | 0  | 0  | .250 | .432  |
|                        | Frisco      | .255 | 31  | 102  | 5   | 26  | 2   | 1  | 1  | 10  | 1  | 0  | 3  | 6   | 14  | 1  | 0  | .315 | .639  |
|                        | Portland    | .286 | 10  | 35   | 4   | 10  | 2   | 0  | 1  | 5   | 0  | 0  | 0  | 1   | 8   | 0  | 0  | .306 | .734  |
| 2004                   | Frisco      | .330 | 69  | 221  | 23  | 73  | 15  | 0  | 3  | 28  | 1  | 1  | 2  | 20  | 32  | 0  | 0  | .389 | .828  |
|                        | Oklahoma    | .200 | 13  | 35   | 3   | 7   | 2   | 0  | 0  | 3   | 1  | 0  | 1  | 4   | 4   | 0  | 0  | .300 | .557  |
| Minor League Totals    |             | .282 | 658 | 2130 | 242 | 600 | 115 | 3  | 44 | 285 | 18 | 22 | 21 | 151 | 343 | 8  | 6  | .332 | .733  |

|                     |             | SMITH'S RECORD AS MANAGER |          |  | WON | LOST | PCT. |
|---------------------|-------------|---------------------------|----------|--|-----|------|------|
| YEAR                | CLUB        | LEAGUE                    | POSITION |  |     |      |      |
| 2006                | Beloit      | Midwest                   | 4th      |  | 74  | 64   | .536 |
| 2007                | Beloit      | Midwest                   | 2nd      |  | 79  | 61   | .584 |
| 2008                | Ft. Myers   | Florida State             | 1st      |  | 77  | 59   | .566 |
| 2009                | Ft. Myers   | Florida State             | 1st      |  | 80  | 58   | .580 |
| 2010                | New Britain | Eastern                   | 12th     |  | 44  | 98   | .310 |
| 2011                | New Britain | Eastern                   | 7th      |  | 72  | 70   | .507 |
| 2012                | New Britain | Eastern                   | 5th      |  | 75  | 67   | .528 |
| 2013                | New Britain | Eastern                   | 10th     |  | 66  | 76   | .465 |
| 2014                | New Britain | Eastern                   | 4th      |  | 73  | 69   | .514 |
| 2015                | Ft. Myers   | Florida State             | 3rd      |  | 76  | 63   | .547 |
| 2016                | Ft. Myers   | Florida State             | 3rd      |  | 78  | 61   | .561 |
| Minor League Totals |             |                           |          |  | 794 | 746  | .516 |



# JOE VAVRA

NAMED BENCH COACH NOVEMBER 25, 2014

BATS/THROWS: L/R

BORN: 11/16/59 in Chippewa Falls, WI

RESIDES: Menomonie, WI



BENCH COACH

46

**PERSONAL:** Joseph Alan Vavra (pronounced VAW-vra)...wife, Lesa (Heise), sons, Tanner (7/6/89), Treysen (9/17/91) and Terrin (5/12/97)...1978 graduate of Chippewa Falls (WI) Senior High School...named captain and MVP in baseball during senior season...1985 graduate of University of Wisconsin-Stout with a degree in Industrial Technology with a concentration in Plant Engineering...son Tanner was drafted by the Twins in the 30th round of the 2013 First-Year Player Draft out of Valparaiso University - spent 2016 as infielder with St. Paul Saints of the American Association...son Trey drafted by Twins in 33rd round of 2014 First-Year Player Draft out of Florida Southern College - spent 2016 with Single-A Ft. Myers...son Terrin plays baseball at University of Minnesota - 2017 marked sophomore year...participates annually in Twins winter Caravan.

**COACHING CAREER HIGHLIGHTS:** Named Twins bench coach November 25, 2014...named Manager for Melbourne Aces for 2015-16 in the Australian Baseball League...2001 head coach at University of Wisconsin-Stout before becoming interim Director of Player Development for Los Angeles-NL...named Northwest League Manager of the Year in 1994 and 1996 with Single-A Yakima...led Yakima to Northern Division title in 1994 and Northwest League Championship in 1996...managed Rookie-Level Great Falls Dodgers to consecutive league championships in 1989-90.

**PLAYING CAREER:** Played five seasons in the Dodgers organization from 1982-86...hit .307 (92-for-300) in 96 games for Double-A San Antonio in 1984 and .312 (131-for-420) in 110 games with Lodi in 1983.

**PROFESSIONAL:** Selected by Los Angeles-NL in the eighth round of the 1982 First-Year Player Draft; signed by scout Dale McReynolds.

## PROFESSIONAL TIMELINE

|              |  |
|--------------|--|
| 2015-PRESENT | MINNESOTA BENCH COACH                                    |
| 2013-14      | MINNESOTA THIRD BASE COACH                               |
| 2006-12      | MINNESOTA HITTING COACH                                  |
| 2002-05      | Twins Minor League Field Coordinator                     |
| 2001         | Interim Director of Player Dev. - Los Angeles-NL         |
| 2000         | Los Angeles-NL Baserunning/Bunting ml Instructor         |
| 1999         | Los Angeles-NL ml Field Coordinator/Roving Coach         |
| 1998         | Los Angeles-NL Special Assignments Coach/ml Field Coord. |
| 1994-97      | Single-A Yakima Manager                                  |
| 1993         | Single-A Vero Beach Manager                              |
| 1991-92      | Single-A Yakima Manager                                  |
| 1989-90      | Rookie-League Great Falls Manager                        |
| 1987         | Single-A Sarasota Coach                                  |

## VAVRA'S PLAYING RECORD

| YEAR                | CLUB        | AVG  | G   | AB   | R   | H   | 2B | 3B | HR | RBI | SH | SF | HB | BB  | SO | SB | CS | E  | OBP  |
|---------------------|-------------|------|-----|------|-----|-----|----|----|----|-----|----|----|----|-----|----|----|----|----|------|
| 1982                | Lodi        | .242 | 49  | 149  | 19  | 36  | 5  | 0  | 1  | 10  | 2  | 1  | 0  | 16  | 17 | 2  | 3  | 19 | .313 |
| 1983                | Lodi        | .312 | 110 | 420  | 58  | 131 | 19 | 2  | 0  | 37  | 0  | 5  | 1  | 37  | 26 | 6  | 4  | 16 | .365 |
| 1984                | San Antonio | .307 | 96  | 300  | 36  | 92  | 15 | 1  | 1  | 40  | 0  | 3  | 0  | 32  | 17 | 4  | 3  | 4  | .370 |
|                     | Albuquerque | .227 | 11  | 44   | 5   | 10  | 0  | 0  | 0  | 3   | 1  | 0  | 0  | 3   | 3  | 0  | 1  | 4  | .277 |
| 1985                | Albuquerque | .272 | 61  | 202  | 31  | 55  | 9  | 1  | 1  | 15  | 1  | 0  | 3  | 21  | 13 | 2  | 0  | 13 | .350 |
| 1986                | Albuquerque | .250 | 38  | 72   | 11  | 18  | 3  | 1  | 0  | 5   | 1  | 0  | 0  | 7   | 8  | 0  | 2  | 4  | .316 |
| Minor League Totals |             | .288 | 365 | 1187 | 160 | 342 | 51 | 5  | 3  | 110 | 5  | 9  | 4  | 116 | 84 | 14 | 13 | 60 | .351 |

## VAVRA'S RECORD AS MANAGER

| YEAR                | CLUB        | LEAGUE        | POSITION  | WON | LOST | PCT. |
|---------------------|-------------|---------------|---|-----|------|------|
| 1989                | Great Falls | Pioneer       | 1st (Northern Division)                         | 53  | 14   | .791 |
| 1990                | Great Falls | Pioneer       | 1st (Northern Division)                         | 48  | 20   | .706 |
| 1991                | Yakima      | Northwest     | 1st (Northern Division)                         | 44  | 32   | .579 |
| 1992                | Yakima      | Northwest     | 2nd (Northern Division)                         | 36  | 40   | .474 |
| 1993                | Vero Beach  | Florida State | 6th (E. Div., 1st half) 2nd (E. Div., 2nd half) | 56  | 77   | .471 |
| 1994                | Yakima      | Northwest     | 1st (Northern Division)                         | 49  | 27   | .645 |
| 1995                | Yakima      | Northwest     | 4th (Northern Division)                         | 28  | 48   | .368 |
| 1996                | Yakima      | Northwest     | 1st (Northern Division)                         | 40  | 36   | .526 |
| 1997                | Yakima      | Northwest     | 4th (Northern Division)                         | 23  | 53   | .303 |
| 2015                | Melbourne   | Australian    | 6th   | 20  | 35   | .364 |
| Minor League Totals |             |               |   | 397 | 382  | .510 |

# TWINS STAFF



**DAVE PRUEMER**  
HEAD ATHLETIC TRAINER

Dave Pruemer completed his 23rd season in the Twins organization and fifth as Head Athletic Trainer after serving eight seasons as Assistant Athletic Trainer. Pruemer attended the University of Southern Illinois, where he received his B.S. in Athletic Training.

A native of Teutopolis, IL, he began his career with the Twins organization in 1995 and served as Athletic Trainer for Rookie Elizabethton. After one year at Elizabethton, Pruemer was promoted to Single-A Ft. Myers, where he spent the 1996-97 seasons. He was the Athletic Trainer for Double-A New Britain from 1998-2001, and was named the Eastern League Trainer of the Year in 2000. Selected by Major League Baseball to work the Arizona Fall League in 2001 and 03, Pruemer also served as the Twins Triple-A athletic trainer from 2002-04. He was named International League Trainer of the Year in 2004 and was named the Head Athletic Trainer for the American League for the 2014 All-Star Game held at Target Field.

Dave and his wife, Tina, along with daughter, Hannah, and sons, Dylan and Tyler, live in Woodbury, MN.



**TONY LEO**  
ASSISTANT ATHLETIC TRAINER

Tony Leo completed his 20th season with the Twins organization and his seventh as Assistant Athletic Trainer. Leo attended Bowling Green State University, where he received his B.S. in Sports Management with an Athletic Training emphasis.

A native of Salem, OH, he began his career in 1997 with the GCL Twins. Leo was hired full time in 1998 and served as the Trainer for Rookie Elizabethton. He was promoted to Single-A Quad Cities, where he spent the 2000-01 seasons.

Leo was the Trainer for Double-A New Britain from 2002-04, and was named the 2003 Eastern League All-Star Trainer. In 2005, Leo was promoted to Triple-A Rochester and selected by MLB to work the Arizona Fall League. He served as the Triple-A Trainer from 2005-10 and selected as the Triple-A All-Star Game Trainer in 2009. Leo is also a Fellow of Applied Functional Science (FAFS) through the Gray Institute.

Tony, his wife, Jennifer, and their daughter, Olivia, live in Schaumburg, IL.



**LANNING TUCKER**  
ASSISTANT ATHLETIC TRAINER AND REHAB COORDINATOR

Lanning Tucker completed his fifth season in the major leagues as Assistant Athletic Trainer and Rehab Coordinator for the club. His first season in the Twins Minor League system was 1992 and he has worked at various levels in the Minor Leagues from 1992-98. From 1999 to 2012, he served as the Head Minor League Athletic Trainer and Rehab Coordinator.

Lanning earned his Bachelor's degree at Texas A&M University in 1987 and his Master's degree from the United States Sports Academy in 1992.

Lanning has two sons, Aaron and Bryan, and resides in Ft. Myers, FL.



**PERRY CASTELLANO**  
STRENGTH AND CONDITIONING COACH

Perry Castellano completed his 18th season as a strength coach in professional baseball. 2017 marks his 11th season as the Director of Strength and Conditioning for the Twins. He spent five years as the Minor League Strength and Conditioning Coordinator for the Twins and two years with the Texas Rangers. His responsibilities include day-to-day instruction for the major league club, as well as developing and designing various programs throughout the entire organization.

Castellano, 56, was the 2010 recipient of the Nolan Ryan Award, given to the MLB Strength Coach of the Year and was selected as the American League Strength and Conditioning Coach for the 2014 MLB All-Star Game at Target Field. Perry received a B.Sc. degree in Kinesiology from Pepperdine University and an M.A. degree in Management from National University in San Diego.

Perry, wife, Lori, and sons, Cory and Brady, reside in Cape Coral, FL.



**NATE DAMMANN**  
BULLPEN CATCHER

Nate Dammann completed his 11th season as bullpen catcher for the Twins. His responsibilities include preparing the field for batting practice, as well as catching pitchers in the bullpen prior to and during games. In addition, he assists Twins minor league coaches during Instructional League and has traveled to the Twins Academy in the Dominican Republic to coach minor league players each of the past four off-seasons.

Dammann is a 2004 graduate of Hamline University in St. Paul, with a degree in Secondary Education. He played four years of baseball for the Pipers and also played quarterback on their football team.

Nate, wife, Kate, and daughters, Ada and Avery, reside in St. Paul, MN.



# TWINS STAFF



**ROD MCCORMICK**  
EQUIPMENT MANAGER

Rod McCormick completed his 24th season with the Twins, and 11th as the club's Equipment Manager. McCormick joined the Twins as a ball boy in 1994, and became the Home Clubhouse Assistant in 1998. He was named home Clubhouse Manager in April 2007.

A graduate of Minnetonka High School, McCormick attended the University of Minnesota from 1993-96. He oversees all the upkeep of team and personal player equipment and the movement of equipment on all road trips and spring training.

Rod, wife, Kristen, and twin sons, Charlie and Parker, reside in Minnetonka, MN.



**JASON LIZAKOWSKI**  
VISITING CLUBHOUSE MANAGER

Jason Lizakowski completed his 20th season with the Twins and fifth as Visiting Clubhouse Manager. Lizakowski joined the Twins as a ball boy in 1998, and became the Visiting Clubhouse Assistant in 2000. He was named Visiting Clubhouse Manager in January of 2012.

A graduate of Rosemount High School in 1991, Lizakowski, along with his father, started a small construction business serving the metro area before joining the Twins in 1998. He oversees all the upkeep of visiting team needs and the movement of equipment in and out of Target Field.

Jason, wife, Katie, and daughter, Ava, reside in Ramsey, MN.



**SEAN HARLIN**  
DIRECTOR, MAJOR LEAGUE VIDEO

Sean Harlin completed his 26th year with the Twins and fourth as the Director of Major League Video, a position he was named to in December of 2012. Harlin attended St. John's University in Collegeville, MN, where he received his BA in English.

In his role as Director of Major League Video, Harlin is responsible for selecting video and baseball data for coaching and scouting purposes for the major leagues as well as overseeing the Twins minor league video coaching program.

Harlin began his career with the Twins in 1992 as an office services assistant until joining the Twins media relations department, where he served as Manager of Media Relations from 1995-2005.

Sean, his wife, Andrea, and their son, Tadhg, reside in Eagan, MN.



**MIKE HERMAN**  
DIRECTOR, TEAM TRAVEL

Mike Herman completed his 19th season with the Twins and sixth as Director of Team Travel. He is responsible for planning and implementing the club's travel needs, including charter aircraft, ground transportation and hotel accommodations for the entire traveling party during spring training and the regular season.

Herman began his career with the Twins as a Media Relations Intern in 1999 before being hired full-time as a Media Relations Assistant at the start of the 2000 season. He also held the positions of Assistant Manager of Media Relations (2001-03) and Manager of Media and Player Relations (2004-06). He was named Director of Baseball Communications in 2007 and served in that role until being named to his current position in June of 2012.

After graduating from Hopkins High School, Herman attended St. Olaf College, where he played baseball and graduated in 1998 with a degree in Communications.

Mike, his wife, Brittany, and their sons, Cole and Chase, reside in Plymouth, MN.





# EHIRE ADRIANZA

**HEIGHT/WEIGHT:** 6-1/170  
**BATS/THROWS:** S/R  
**BORN:** 8/21/1989 in Guarenas, Miranda, VZ  
**AGE:** 28  
**RESIDES:** Guarenas, Miranda, VZ  
**ACQUIRED:** Claimed off waivers from MIL, 2/6/17  
**M.L. SERVICE:** 3 years, 131 days  
**CONTRACT STATUS:** Signed thru 2017



INFIELDER

16

**PERSONAL:** Ehire Enrique Adrianza Palma (pronounced AY-ray AH-dree-ahn-zuh)...married his childhood sweetheart, Vielmar, in 2011...they have one daughter.

## 2017:

- Designated for assignment by San Francisco and claimed off waivers by Milwaukee January 31; designated by Milwaukee February 2 and claimed by Minnesota February 6.
- Began season on 10-day disabled list with a right oblique strain.
- Returned from rehab assignment and recalled from Triple-A Rochester May 5.
- Stole career-high three bases June 21 vs. Chicago-AL; most for Twins since Darin Mastroianni July 5, 2012 at Detroit.
- Placed on 10-day disabled list with abdominal issues June 22; reinstated July 3.
- Tied career high with three hits August 30 vs. Chicago-AL, including two triples and a career-high four RBI.
- Tied career high with seven-game hitting streak June 21-July 21, hitting .409 (9-for-22) with six RBI during the streak.
- Hit .321 (18-for-56) as a right-handed hitter and .236 (25-for-106) as left-handed hitter.
- Played 29 games (23 starts) at shortstop, 17 games (9 starts) in leftfield, nine games (six starts) at third base, nine games (3 starts) at second base and four games (1 start) at first base.
- Set single-season career highs in games (70), hits (43), runs (30), doubles (9), triples (2), RBI (24) and walks (16).

**2016:** Placed on the 15-day disabled list April 15 with a fractured left foot...suffered the injury after fouling a ball off his back foot in the eighth inning on April 14 at Colorado...a second set of diagnostic tests revealed the fracture...transferred to the 60-day disabled list April 22, allowing the team to add Conor Gillaspie to the 40-man roster...reinstated from the 60-day disabled list August 2 after missing 95 games...went 5-for-18 (.278) with a double, four RBI and one walk as a pinch-hitter...made 10 starts for San Francisco (6 at shortstop, 3 at second base and 1 at third base).

**2015:** Split season between Triple-A Sacramento and San Francisco...hit .316 with 10 extra base hits and 15 RBI in 44 games with the River Cats...hit .186 in 52 games (31 starts) with the Giants...designated for assignment by the Giants April 5...cleared waivers and was outrighted to Triple-A April 11...spent first three months at Triple-A before having contract purchased June...stuck with Giants the rest of the season from June 30-Oct. 4, starting 31 games (13 at second, 16 at short, 1 at first, 1 at third)...played first base for the first time in his career on September 22 at San Diego...hit in the face with a groundball and stayed in the game, but was dizzy afterward...was diagnosed with a concussion the next day and missed the final 12 games of the season.

**2014:** Made his first career Opening Day roster...missed most of the season with a right hamstring strain, which placed him on the disabled list on two different occasions, first from June 23-July 10 and then again from July 25-through the end of the season...on July 22 at Philadelphia he had seven at-bats in a game in which he didn't even start, which matched an all-time Giants franchise record with Art Fletcher, who didn't start but had seven at-bats on July 26, 1909 (Elias)...Adrianza entered the game at second base in the bottom of the second inning in place of Joe Panik, who suffered a sprained right ankle in the first inning; the game lasted 14 innings.

**2013:** Spent majority of season at Double-A Richmond...made major league debut September 8 vs. Arizona, becoming the 300th Venezuelan to play in the big leagues...entered the game as a pinch runner in the 11th and scored the game-winning run.

**2012:** Spent seventh professional season with Double-A Richmond, hitting .220 (99-for-451) with three home runs and 32 RBI in 127 games...placed on disabled list June 16 with a left thumb injury; reinstated June 28...had a season-high 12-game hitting streak from August 3-16, hitting .313 (15-for-48)...drove in the game-winning run with a walk-off RBI-single August 30 vs. Harrisburg.

**2011:** Split season between Single-A Augusta and Single-A San Jose, hitting .273 (102-for-373) with 34 doubles, six home runs and 44 RBI...did not make his season debut until May 14 after suffering a left thumb sprain to begin the season.

| 2017 SINGLE-GAME HIGHS               |                              |                   |  |
|--------------------------------------|------------------------------|-------------------|--|
| Hits: 3, 8/30 vs. CWS                | HR: 1, 2x, last 9/6 at TB    |                   |  |
| RBI: 4, 8/30 vs. CWS                 | GS: --                       |                   |  |
| Hit-Streak: 7, 6/21-7/21             | SB: 3, 6/21 vs. CWS          |                   |  |
| CAREER SINGLE-GAME HIGHS             |                              |                   |  |
| Hits: 3, 2x, last 8/30/17 vs. CWS    | HR: 1, 5x, last 9/6/17 at TB |                   |  |
| RBI: 4, 8/30/17 vs. CWS              | GS: --                       |                   |  |
| Hit-Streak: 7, 2x, last 6/21-7/21/17 | SB: 3, 6/21/17 vs. CWS       |                   |  |
| WALK-OFF HITS                        |                              | MULTI-HOMER GAMES |  |
| None                                 |                              | None              |  |

**2010:** Spent season at Single-A San Jose hitting .256 (114-for-445) with 22 doubles, five triples, three home runs and 35 RBI in 114 games... ranked third on team in games (124), fourth in runs (70) and triples (5)...named Defense Player of Year for San Jose and rated by *Baseball America* as best defensive infielder in San Francisco's farm system...named Single-A Defensive Player of the Year.

**2009:** Spent entire season at Single-A Augusta, hitting .258 (100-for-388) with 54 runs, 15 doubles, three triples, two home runs and 46 RBI in 117 games...hit safely in season-long 13-straight games from June 30-July 14, hitting .487 (19-for-39).

**2008:** Split the season between AZL Giants, Salem-Keizer and Fresno, however, missed most of season with a broken foot...began the season in San Francisco's extended spring training...combined to hit .288 (19-for-66) with five doubles, one home run and six RBI in just 18 games.

**2007:** Hit .241 (60-for-249) with 17 doubles, two triples and 30 RBI in 66 games with DSL-Giants.

**2006:** Spent first professional season with DSL Giants, hitting .156 (19-for-122) in 44 games.

**PROFESSIONAL:** Signed by San Francisco as minor league free agent April 26, 2006.

| ADRIANZA'S PLAYING RECORD |                               |             |            |             |            |            |            |           |           |            |           |           |           |            |            |            |           |             |             |  |  |
|---------------------------|-------------------------------|-------------|------------|-------------|------------|------------|------------|-----------|-----------|------------|-----------|-----------|-----------|------------|------------|------------|-----------|-------------|-------------|--|--|
| YEAR                      | CLUB                          | AVG         | G          | AB          | R          | H          | 2B         | 3B        | HR        | RBI        | SH        | SF        | HBP       | BB         | SO         | SB         | CS        | OBP         | OPS         |  |  |
| 2006                      | DSL Giants                    | .156        | 44         | 122         | 17         | 19         | 2          | 1         | 0         | 7          | 4         | 1         | 4         | 24         | 31         | 3          | 2         | .311        | .500        |  |  |
| 2007                      | DSL Giants                    | .241        | 66         | 249         | 44         | 60         | 17         | 2         | 0         | 30         | 3         | 5         | 4         | 41         | 31         | 23         | 6         | .351        | .676        |  |  |
| 2008                      | Fresno                        | .500        | 2          | 6           | 2          | 3          | 1          | 0         | 0         | 0          | 0         | 0         | 0         | 2          | 1          | 0          | 0         | .625        | 1.292       |  |  |
|                           | AZL Giants                    | .255        | 15         | 55          | 13         | 14         | 4          | 0         | 1         | 6          | 0         | 0         | 1         | 7          | 4          | 0          | 1         | .349        | .731        |  |  |
|                           | Salem-Keizer                  | .400        | 1          | 5           | 3          | 2          | 0          | 0         | 0         | 0          | 0         | 0         | 0         | 0          | 1          | 0          | 0         | .400        | .800        |  |  |
| 2009                      | Augusta                       | .258        | 117        | 388         | 54         | 100        | 15         | 3         | 2         | 46         | 6         | 7         | 5         | 42         | 66         | 7          | 1         | .333        | .660        |  |  |
| 2010                      | San Jose                      | .256        | 124        | 445         | 70         | 114        | 22         | 5         | 3         | 35         | 10        | 1         | 5         | 47         | 87         | 33         | 15        | .333        | .681        |  |  |
| 2011                      | Augusta                       | .231        | 38         | 143         | 18         | 33         | 10         | 1         | 3         | 17         | 6         | 1         | 0         | 18         | 32         | 3          | 2         | .315        | .693        |  |  |
|                           | San Jose                      | .300        | 56         | 230         | 34         | 69         | 24         | 3         | 3         | 27         | 1         | 2         | 6         | 23         | 46         | 5          | 1         | .375        | .845        |  |  |
| 2012                      | Richmond                      | .220        | 127        | 451         | 52         | 99         | 22         | 5         | 3         | 32         | 13        | 3         | 4         | 41         | 90         | 16         | 4         | .289        | .599        |  |  |
| 2013                      | Richmond                      | .240        | 73         | 250         | 31         | 60         | 12         | 0         | 2         | 23         | 4         | 2         | 4         | 31         | 45         | 11         | 6         | .331        | .643        |  |  |
|                           | Fresno                        | .310        | 45         | 145         | 23         | 45         | 7          | 6         | 0         | 12         | 6         | 1         | 2         | 23         | 31         | 6          | 2         | .409        | .850        |  |  |
|                           | <b>SAN FRANCISCO</b>          | <b>.222</b> | <b>9</b>   | <b>18</b>   | <b>3</b>   | <b>4</b>   | <b>1</b>   | <b>0</b>  | <b>1</b>  | <b>3</b>   | <b>1</b>  | <b>0</b>  | <b>0</b>  | <b>1</b>   | <b>5</b>   | <b>0</b>   | <b>0</b>  | <b>.263</b> | <b>.707</b> |  |  |
| 2014                      | Fresno                        | .316        | 6          | 19          | 6          | 6          | 0          | 0         | 1         | 1          | 1         | 0         | 0         | 2          | 4          | 0          | 0         | .381        | .855        |  |  |
|                           | <b>SAN FRANCISCO</b>          | <b>.237</b> | <b>53</b>  | <b>97</b>   | <b>10</b>  | <b>23</b>  | <b>6</b>   | <b>0</b>  | <b>0</b>  | <b>5</b>   | <b>2</b>  | <b>1</b>  | <b>1</b>  | <b>5</b>   | <b>22</b>  | <b>1</b>   | <b>1</b>  | <b>.279</b> | <b>.578</b> |  |  |
| 2015                      | Sacramento                    | .316        | 44         | 171         | 16         | 54         | 6          | 1         | 3         | 15         | 5         | 0         | 2         | 17         | 37         | 6          | 1         | .384        | .799        |  |  |
|                           | <b>SAN FRANCISCO</b>          | <b>.186</b> | <b>52</b>  | <b>113</b>  | <b>11</b>  | <b>21</b>  | <b>7</b>   | <b>1</b>  | <b>0</b>  | <b>11</b>  | <b>2</b>  | <b>0</b>  | <b>4</b>  | <b>15</b>  | <b>20</b>  | <b>3</b>   | <b>2</b>  | <b>.303</b> | <b>.568</b> |  |  |
| 2016                      | San Jose                      | .333        | 9          | 33          | 8          | 11         | 3          | 0         | 5         | 11         | 0         | 1         | 0         | 2          | 4          | 0          | 0         | .361        | 1.240       |  |  |
|                           | Sacramento                    | .257        | 8          | 35          | 6          | 9          | 2          | 0         | 1         | 3          | 0         | 0         | 0         | 2          | 4          | 1          | 3         | .297        | .697        |  |  |
|                           | <b>SAN FRANCISCO</b>          | <b>.254</b> | <b>40</b>  | <b>63</b>   | <b>3</b>   | <b>16</b>  | <b>2</b>   | <b>0</b>  | <b>2</b>  | <b>7</b>   | <b>4</b>  | <b>0</b>  | <b>2</b>  | <b>2</b>   | <b>13</b>  | <b>0</b>   | <b>1</b>  | <b>.299</b> | <b>.680</b> |  |  |
| 2017                      | Ft. Myers                     | .400        | 3          | 15          | 5          | 6          | 2          | 0         | 0         | 1          | 0         | 0         | 0         | 0          | 0          | 1          | 0         | .400        | .933        |  |  |
|                           | Rochester                     | .216        | 10         | 37          | 1          | 8          | 0          | 0         | 0         | 3          | 1         | 0         | 0         | 6          | 11         | 0          | 1         | .326        | .542        |  |  |
|                           | <b>MINNESOTA</b>              | <b>.265</b> | <b>70</b>  | <b>162</b>  | <b>30</b>  | <b>43</b>  | <b>9</b>   | <b>2</b>  | <b>2</b>  | <b>24</b>  | <b>6</b>  | <b>1</b>  | <b>1</b>  | <b>16</b>  | <b>25</b>  | <b>8</b>   | <b>1</b>  | <b>.324</b> | <b>.707</b> |  |  |
|                           | <b>Minor League Totals</b>    | <b>.254</b> | <b>788</b> | <b>2799</b> | <b>403</b> | <b>712</b> | <b>149</b> | <b>27</b> | <b>27</b> | <b>269</b> | <b>60</b> | <b>24</b> | <b>37</b> | <b>328</b> | <b>525</b> | <b>115</b> | <b>45</b> | <b>.338</b> | <b>.694</b> |  |  |
|                           | <b>National League Totals</b> | <b>.220</b> | <b>154</b> | <b>291</b>  | <b>27</b>  | <b>64</b>  | <b>16</b>  | <b>1</b>  | <b>3</b>  | <b>26</b>  | <b>9</b>  | <b>1</b>  | <b>7</b>  | <b>23</b>  | <b>60</b>  | <b>4</b>   | <b>4</b>  | <b>.292</b> | <b>.605</b> |  |  |
|                           | <b>American League Totals</b> | <b>.265</b> | <b>70</b>  | <b>162</b>  | <b>30</b>  | <b>43</b>  | <b>9</b>   | <b>2</b>  | <b>2</b>  | <b>24</b>  | <b>6</b>  | <b>1</b>  | <b>1</b>  | <b>16</b>  | <b>25</b>  | <b>8</b>   | <b>1</b>  | <b>.324</b> | <b>.707</b> |  |  |
|                           | <b>Major League Totals</b>    | <b>.236</b> | <b>224</b> | <b>453</b>  | <b>57</b>  | <b>107</b> | <b>25</b>  | <b>3</b>  | <b>5</b>  | <b>50</b>  | <b>10</b> | <b>7</b>  | <b>8</b>  | <b>39</b>  | <b>85</b>  | <b>12</b>  | <b>5</b>  | <b>.304</b> | <b>.641</b> |  |  |

| ADRIANZA'S CAREER FIELDING RECORD |             |            |            |            |           |            |           |          |  |
|-----------------------------------|-------------|------------|------------|------------|-----------|------------|-----------|----------|--|
| POSITION                          | PCT         | G          | PO         | A          | E         | TC         | DP        | PB       |  |
| Shortstop                         | .976        | 75         | 67         | 180        | 6         | 253        | 34        | —        |  |
| Second Base                       | .972        | 61         | 66         | 108        | 5         | 179        | 23        | —        |  |
| Third Base                        | 1.000       | 20         | 5          | 26         | 0         | 31         | 1         | —        |  |
| Outfield                          | 1.000       | 17         | 28         | 1          | 0         | 29         | 0         | —        |  |
| First Base                        | 1.000       | 5          | 18         | 1          | 0         | 19         | 1         | —        |  |
| <b>Totals</b>                     | <b>.978</b> | <b>178</b> | <b>184</b> | <b>316</b> | <b>11</b> | <b>511</b> | <b>59</b> | <b>—</b> |  |





# MATT BELISLE

**HEIGHT/WEIGHT:** 6-3/230  
**BATS/THROWS:** R/R  
**BORN:** 6/6/80 in Austin, TX  
**AGE:** 37  
**RESIDES:** Austin, TX  
**ACQUIRED:** Signed as free agent, 2/2/17  
**M.L. SERVICE:** 12 years, 19 days  
**CONTRACT STATUS:** Signed thru 2017



**RIGHT-HANDED PITCHER**

**9**

**PERSONAL:** Matthew Thomas Belisle (pronounced bah-LY-ull)...1998 graduate of McCallum High School in Austin, Texas, where he lettered in baseball and basketball...named Sophomore of the Year for his district in baseball...was the district's Most Valuable Player as a junior.

**CAREER HIGHLIGHTS:** Minnesota marks his sixth organization (Atlanta 1999-03, Cincinnati 2003-08, Colorado 2009-14, St. Louis 2015, Washington 2016)...entered 2017 tied for ninth in baseball in appearances since 2010...his 392 appearances with the Rockies (2009-14) are the most in franchise history and in 2012, set a Rockies franchise record by appearing in 80 games... began career as a starter, but transitioned to reliever in 2009.

## 2017:

- Spent first season with Minnesota and first of his career in the American League.
- Appeared in 600th career game April 5 vs. Kansas City.
- Struck out four batters May 28 vs. Tampa Bay (2.0 IP), fourth time in career striking out four in a relief appearance.
- Ranked tied for sixth in the AL in holds (14) at the All-Star break.
- Did not allow an earned run in 14 consecutive appearances (15.1 IP) July 1-August 9.
- Earned 50th career win August 31 vs. Chicago-AL, allowing one run in 1.0 inning pitched.
- Became Twins primary closer after trade of Brandon Kintzler to Washington July 31...went 9-for-11 in save opportunities from early August through end of season.
- Recorded a 8.06 strikeouts-per-9.0 innings pitched ratio, the second-highest of his career and most since 2010 (8.90).
- Opponent batting average (.218) was lowest of his career.
- Held left-handed hitters to a .162 batting average and right-handers to a .247 average.
- Ranked second on Twins staff in games (62).

**2016:** Spent first season with Washington after signing as minor league free agent February 17 and was non-roster invite to spring training... placed on disabled list April 27 with a right calf strain; reinstated June 1, missing 45 games...posted a 1.53 ERA (29.1 IP, 5 ER) with four walks and 20 strikeouts from July 7 through the end of the season...allowed just two earned runs in final 16.0 IP (1.13 ERA)...allowed just two home runs on the season, one of five pitchers in the AL to allow two-or-fewer homers (minimum of 45.0 innings pitched)...posted career-highs in ERA (1.76), hits-per-9.0 IP (8.41) and walks-per-9.0 IP (1.37)...his 1.09 WHIP and 4.57 strikeouts-per-walk were his best marks since 2010...combined to go 0-1, 2.04 (53.0 IP, 12 ER) with seven walks and 38 strikeouts in 46 games between Washington, Syracuse and Harrisburg.

**2015:** Went 1-1 with a 2.67 ERA in 34 appearances, his fewest since 2009, after missing 68 games with a right elbow injury...it was his first DL stint since the end of September 2008 (422 appearances between injuries)...allowed only one HR in 33.2 innings, ranking ninth among NL relievers in HR per nine innings (0.27)...of his 34 hits allowed, only six went for extra bases...tossed six outings of four outs or more, all scoreless, with a season high of 2.2 IP on May vs. ARI...allowed runs in only 7-of-34 total appearances, and only one run in five of those seven...posted a 1.20 ERA in 16 appearances (15.0 IP) against NL Central opponents.

**2014:** Made 66 appearances in his final season in Colorado, including one start...it was his fifth-straight season of at least 65 appearances...threw at least 1.0 inning in 49 of his 64 relief appearances and was 3-2 with a 3.69 ERA (22 ER/53.2 IP) during those 49 games...allowed just one run in nine relief appearances during May...his start on August 15 vs. CIN was his first since May 25, 2008 at SDP with Cincinnati.

| 2017 SINGLE-GAME HIGHS         |                                 |  |  |
|--------------------------------|---------------------------------|--|--|
| IP: 2.2, 7/21 vs. DET          | Walks: 2, 5x, last 8/31 vs. CWS |  |  |
| SO: 4, 5/28 vs. TB             | CG: --                          |  |  |
| Win-Streak: 2, 8/31-9/13       | Low-Hit: --                     |  |  |
| CAREER SINGLE-GAME HIGHS       |                                 |  |  |
| IP: 9.0, 4/28/07 at PIT        | Walks: 5, 9/26/06 at FLA        |  |  |
| SO: 9, 2x, last 9/16/07 at MIL | CG: 1, 4/28/07 at PIT           |  |  |
| Win-Streak: 6, 8/8/11-4/20/12  | Low-Hit: 5, 4/28/07 at PIT      |  |  |

**2013:** Appeared in 72 games, his fourth-straight season of at least 70 appearances...one of two pitchers to have an active streak of four consecutive 70 appearances seasons (Tyler Clippard)...ranked second in appearances for the Rockies behind Wilton Lopez's 75...of his 72 appearances, 64 were at least 1.0 inning or more...had 24 holds and carried a 1.96 ERA in those games (23.0 IP, 5 ER) with 19 strikeouts against just six walks...Rockies were 21-3 in games he was credited with a hold...his 24 holds ranked tied for seventh in the National League.

**2012:** Set a Rockies franchise record with 80 appearances...one of 32 major league pitchers since 2000 to appear in at least 80 games with at least 80.0 innings pitched in a single season...in 22 appearances from May 22-June 6, allowed just two runs (0.75 ERA) over 24.0 innings while striking out 23...owned a 1.93 ERA (46.2 IP, 10 ER) in 43 appearances prior to the All-Star break.

**2011:** Led the club in games (74), relief innings (72.0) and relief wins (10)...10 wins set a new career-high, and were the most relief victories in the majors and the second-most relief victories for a Rockies pitcher in franchise history (Gabe White 11 wins in 2000)...proved tougher to hit for left-handers (.250 opp. avg.) than right-handers (.291 opp. avg.)...owned a sub-3.00 ERA in four of the season's six months, which includes allowing zero earned runs in the month of September (11 games, 9.2 innings)...allowed runs in just four of his final 25 games from August through the end of the season...44 inherited runners were second-most on the club (M. Reynolds - 51 IR) and 12th-most in the NL...27.3 IR scored percentage (12 IRS) was also second on the club, 19th in the NL and a career-best mark.

**2010:** In his first full season with the Rockies, posted a career-low 2.93 ERA...also set a career-high in appearances with 76, leading all Rockies pitchers...his 92.0 relief innings were the third-most in the majors and second-most in the National League...his 91 strikeouts as a relief pitcher 77th in the majors and were most among Rockies relievers...his 5.69 strikeout-to-walk ratio was fifth among NL relief pitchers.

**2009:** Began season with Colorado after joining the club as a non-roster invite to spring training...made three stints on the Major League roster in his first season with Colorado...designated for assignment on May 25 and reported to Triple-A Colorado Springs after clearing waivers...had contract purchased July 11...designated again on July 16 and completed the Triple-A season with the Sky Sox...converted all nine of his save opportunities at Triple-A...returned to Colorado on September 8...recorded a pair of scoreless outings (2.0 IP) in the National League Division Series vs. Philadelphia, pitching one hitless, scoreless inning in both Game 2 and Game 3.

**2008:** Began season on Cincinnati's 15-day disabled list with soreness in his right forearm...made three rehab starts, one each for Single-A Sarasota, Double-A Chattanooga and Triple-A Louisville...reinstated from the DL on April 21 to make a start vs. LAD...from April 21-May 25, went 1-4 with a 7.28 ERA in six starts for CIN before being optioned to Louisville on May 29...spent rest of the season with Louisville and made 25 appearances in relief...recalled on September 9 and was placed on the 60-day DL...underwent season-ending surgery on August 19 (Dr. Timothy Kremchek) to repair torn anterior cruciate ligament in his right knee.

**2007:** Was a starter the entire season for the first time in his career...began season with Cincinnati and went 6-8, 5.40 ERA in 24 starts before being optioned to Louisville on August 11...made one start for the Bats before a return to Cincinnati on August 25...won his first two starts of the season and in April won three games (3-1, 3.45 ERA) in five starts...threw a five-hitter in his first career complete game (0 BB, 5K, 91 pitches) on April 28 at PIT, an 8-1 win...retired the first 16 batters faced until Ronny Paulino doubled with one out in the sixth inning...in the fourth inning gave the Reds a 2-0 lead with his first career RBI...made 100th career appearance on April 22 vs. PHI (9-3 loss).

**2006:** Made 30 appearances despite being plagued by a back injury...was on the 15-day disabled list twice with a strained lower back...began the season with 28 relief appearances...made his last two outings as a starter (0-0, 0.93 ERA, 9.2 IP, 8 H, 7 BB, 4 K)...saved his best appearance of the season for the finale on October 1 at PIT (1-0 loss); started and threw 6.0 shutout innings allowing five hits...optioned on August 31 to Single-A Sarasota...recalled on September 4 after Sarasota's season concluded...pitched for Manati in the Puerto Rican Winter League where he made eight appearances (5 starts) going 3-1 with a 2.53 ERA with two saves.

**2005:** Made 55 relief appearances and five starts in his first full season in the majors...five starts came during his first 15 games of the season, then his last 45 apps. came in relief...was twice was called upon to replace that day's starting pitcher and went 2-0 with a 2.45 ERA in those two starts...on April 13 at STL, made his first major league start after the starter was scratched that morning...Reds won 6-5 and he became the first Reds pitcher to win his first MLB start since Luis Pineda on 6/25/02 at CHI (5-2 win)...on July 4 at SFG, earned the first save of his professional career (11-10 win)...on May 31 at HOU had an infield single off Brandon Backe for his first career hit.

**2004:** In his first full season at Triple-A, led Louisville in wins (9), losses (11), starts (28) and innings pitched (162.2)...his 28 starts tied the franchise record...from August 20-22, spent three days with the Reds but did not pitch...named Louisville's Pitcher of the Month for April (4 games, 2-2, 1.88 ERA)...in a 6-0 victory on April 19 vs. Norfolk, threw his first professional shutout to earn International League Pitcher of the Week honors...on August 13 vs. Indy hit his first career home run.

**2003:** In 28 minor league starts for Richmond, Louisville and Greenville combined to go 8-12 with a 3.41 ERA...after being acquired from the Braves on August 14 (was the player to be named in a deal for LHP Kent Mercker), made four starts at Louisville before promotion to the Reds on September 7...that afternoon at STL, threw 2.0 innings in his major league debut (2H, 1BB, 1 HBP)...earned first career victory in 10-6 win vs. PIT on September 9 with 1.0 scoreless inning...when he debuted on Sept. 7 at STL became the 56th player and 29th pitcher to appear for the Reds, extending both club records that eventually would reach 57 and 30, respectively.

**2002:** Led Double-A Greenville in innings pitched (159.1) and strikeouts (123) and tied for staff lead in starts (26)...walks-to- 9.0 IP ratio of 2.14 was second-best among Southern League starters...named Greenville's Pitcher of the Month for May (2-0, 1.98).

**2001:** Missed entire season with a ruptured disc in his back that required surgery on March 29 (Dr. Lee Kelley)...suffered the injury during spring training...pitched in instructional league and Arizona Fall League after the season.

**2000:** Pitched at Single-A Macon and Single-A Myrtle Beach...led all Braves minor leaguers with 168 strikeouts while issuing just 29 walks...named South Atlantic League Pitcher of the Month for May (5-0, 2.18 ERA)...at Macon allowed just 8.88 runners per 9.0 IP, fewest among SAL starting pitchers.

**1999:** Began professional career at Rookie-Danville after signing his first professional contract on August 23, 1998.

**PROFESSIONAL:** Selected by Atlanta in second round of 1998 First-Year Player Draft.

| BELISLE'S PITCHING RECORD |                   |             |             |           |           |          |          |          |              |            |            |            |           |          |           |            |          |            |             |
|---------------------------|-------------------|-------------|-------------|-----------|-----------|----------|----------|----------|--------------|------------|------------|------------|-----------|----------|-----------|------------|----------|------------|-------------|
| YEAR                      | CLUB              | W-L         | ERA         | G         | GS        | CG       | SH       | SV       | IP           | H          | R          | ER         | HR        | HB       | BB        | SO         | WP       | K/9        | BAA         |
| 1999                      | Danville          | 2-5         | 4.67        | 14        | 14        | 0        | 0        | 0        | 71.1         | 86         | 50         | 37         | 3         | 8        | 23        | 60         | 6        | 7.6        | .291        |
| 2000                      | Macon             | 9-5         | 2.37        | 15        | 15        | 1        | 0        | 0        | 102.1        | 79         | 37         | 27         | 7         | 4        | 18        | 97         | 7        | 8.5        | .216        |
|                           | Myrtle Beach      | 3-4         | 3.43        | 12        | 12        | 0        | 0        | 0        | 78.2         | 72         | 32         | 30         | 5         | 2        | 11        | 71         | 9        | 8.1        | .246        |
| 2002                      | Greenville        | 5-9         | 4.35        | 26        | 26        | 1        | 0        | 0        | 159.1        | 162        | 91         | 77         | 18        | 10       | 39        | 123        | 6        | 6.9        | .261        |
| 2003                      | Greenville        | 6-8         | 3.52        | 21        | 21        | 1        | 0        | 0        | 125.1        | 128        | 59         | 49         | 5         | 6        | 42        | 94         | 3        | 6.8        | .272        |
|                           | Richmond          | 1-1         | 2.25        | 3         | 3         | 0        | 0        | 0        | 20.0         | 17         | 6          | 5          | 1         | 2        | 0         | 10         | 0        | 4.5        | .230        |
|                           | Louisville        | 1-3         | 3.81        | 4         | 4         | 0        | 0        | 0        | 26.0         | 31         | 15         | 11         | 2         | 1        | 5         | 15         | 0        | 5.2        | .304        |
|                           | <b>CINCINNATI</b> | <b>1-1</b>  | <b>5.19</b> | <b>6</b>  | <b>0</b>  | <b>0</b> | <b>0</b> | <b>0</b> | <b>8.2</b>   | <b>10</b>  | <b>5</b>   | <b>5</b>   | <b>1</b>  | <b>1</b> | <b>2</b>  | <b>6</b>   | <b>0</b> | <b>6.2</b> | <b>.303</b> |
| 2004                      | Louisville        | 9-11        | 5.26        | 28        | 28        | 2        | 1        | 0        | 162.2        | 192        | 104        | 95         | 16        | 11       | 51        | 106        | 7        | 5.9        | .303        |
| 2005                      | <b>CINCINNATI</b> | <b>4-8</b>  | <b>4.41</b> | <b>60</b> | <b>5</b>  | <b>0</b> | <b>0</b> | <b>1</b> | <b>85.2</b>  | <b>101</b> | <b>49</b>  | <b>42</b>  | <b>11</b> | <b>6</b> | <b>26</b> | <b>59</b>  | <b>3</b> | <b>6.2</b> | <b>.294</b> |
| 2006                      | Dayton            | 1-0         | 0.00        | 2         | 0         | 0        | 0        | 1        | 4.0          | 3          | 1          | 0          | 0         | 0        | 0         | 3          | 0        | 6.8        | .200        |
|                           | Chattanooga       | 0-0         | 0.00        | 2         | 1         | 0        | 0        | 0        | 3.1          | 3          | 0          | 0          | 0         | 0        | 0         | 4          | 1        | 10.8       | .231        |
|                           | Louisville        | 1-0         | 0.00        | 8         | 1         | 0        | 0        | 0        | 9.0          | 4          | 0          | 0          | 0         | 0        | 1         | 9          | 0        | 9.0        | .129        |
|                           | <b>CINCINNATI</b> | <b>2-0</b>  | <b>3.60</b> | <b>30</b> | <b>2</b>  | <b>0</b> | <b>0</b> | <b>0</b> | <b>40.0</b>  | <b>43</b>  | <b>18</b>  | <b>16</b>  | <b>5</b>  | <b>3</b> | <b>19</b> | <b>26</b>  | <b>3</b> | <b>5.8</b> | <b>.277</b> |
| 2007                      | Louisville        | 0-1         | 3.00        | 1         | 1         | 0        | 0        | 0        | 6.0          | 7          | 4          | 2          | 0         | 0        | 2         | 7          | 0        | 10.5       | .269        |
|                           | <b>CINCINNATI</b> | <b>8-9</b>  | <b>5.32</b> | <b>30</b> | <b>30</b> | <b>1</b> | <b>0</b> | <b>0</b> | <b>177.2</b> | <b>212</b> | <b>111</b> | <b>105</b> | <b>26</b> | <b>7</b> | <b>43</b> | <b>125</b> | <b>6</b> | <b>6.3</b> | <b>.301</b> |
| 2008                      | Sarasota          | 1-0         | 0.00        | 1         | 1         | 0        | 0        | 0        | 8.2          | 2          | 0          | 0          | 0         | 0        | 0         | 3          | 0        | 3.1        | .071        |
|                           | Chattanooga       | 1-0         | 2.00        | 1         | 1         | 1        | 0        | 0        | 9.0          | 7          | 3          | 2          | 0         | 0        | 0         | 3          | 0        | 3.0        | .206        |
|                           | Louisville        | 5-1         | 4.26        | 26        | 1         | 0        | 0        | 4        | 38.0         | 43         | 22         | 18         | 1         | 4        | 11        | 27         | 1        | 6.4        | .281        |
|                           | <b>CINCINNATI</b> | <b>1-4</b>  | <b>7.28</b> | <b>6</b>  | <b>6</b>  | <b>0</b> | <b>0</b> | <b>0</b> | <b>29.2</b>  | <b>47</b>  | <b>27</b>  | <b>24</b>  | <b>4</b>  | <b>0</b> | <b>6</b>  | <b>14</b>  | <b>2</b> | <b>4.2</b> | <b>.353</b> |
| 2009                      | Colorado Springs  | 1-1         | 3.09        | 33        | 4         | 0        | 0        | 9        | 58.1         | 58         | 20         | 20         | 2         | 0        | 15        | 47         | 1        | 7.3        | .264        |
|                           | <b>COLORADO</b>   | <b>3-1</b>  | <b>5.52</b> | <b>24</b> | <b>0</b>  | <b>0</b> | <b>0</b> | <b>0</b> | <b>31.0</b>  | <b>35</b>  | <b>21</b>  | <b>19</b>  | <b>6</b>  | <b>1</b> | <b>5</b>  | <b>22</b>  | <b>1</b> | <b>6.4</b> | <b>.280</b> |
| 2010                      | <b>COLORADO</b>   | <b>7-5</b>  | <b>2.93</b> | <b>76</b> | <b>0</b>  | <b>0</b> | <b>0</b> | <b>1</b> | <b>82.0</b>  | <b>84</b>  | <b>34</b>  | <b>30</b>  | <b>7</b>  | <b>2</b> | <b>16</b> | <b>91</b>  | <b>3</b> | <b>8.9</b> | <b>.246</b> |
| 2011                      | <b>COLORADO</b>   | <b>10-4</b> | <b>3.25</b> | <b>74</b> | <b>0</b>  | <b>0</b> | <b>0</b> | <b>0</b> | <b>72.0</b>  | <b>77</b>  | <b>33</b>  | <b>26</b>  | <b>5</b>  | <b>4</b> | <b>14</b> | <b>58</b>  | <b>2</b> | <b>7.2</b> | <b>.276</b> |
| 2012                      | <b>COLORADO</b>   | <b>3-8</b>  | <b>3.71</b> | <b>80</b> | <b>0</b>  | <b>0</b> | <b>0</b> | <b>3</b> | <b>80.0</b>  | <b>91</b>  | <b>36</b>  | <b>33</b>  | <b>5</b>  | <b>3</b> | <b>18</b> | <b>69</b>  | <b>1</b> | <b>7.8</b> | <b>.282</b> |
| 2013                      | <b>COLORADO</b>   | <b>5-7</b>  | <b>4.32</b> | <b>72</b> | <b>0</b>  | <b>0</b> | <b>0</b> | <b>0</b> | <b>73.0</b>  | <b>76</b>  | <b>37</b>  | <b>35</b>  | <b>6</b>  | <b>0</b> | <b>15</b> | <b>62</b>  | <b>3</b> | <b>7.6</b> | <b>.262</b> |
| 2014                      | <b>COLORADO</b>   | <b>4-7</b>  | <b>4.87</b> | <b>66</b> | <b>1</b>  | <b>0</b> | <b>0</b> | <b>0</b> | <b>64.2</b>  | <b>74</b>  | <b>35</b>  | <b>35</b>  | <b>5</b>  | <b>1</b> | <b>19</b> | <b>43</b>  | <b>3</b> | <b>6.0</b> | <b>.292</b> |
| 2015                      | <b>ST. LOUIS</b>  | <b>1-1</b>  | <b>2.67</b> | <b>34</b> | <b>0</b>  | <b>0</b> | <b>0</b> | <b>0</b> | <b>33.2</b>  | <b>34</b>  | <b>10</b>  | <b>10</b>  | <b>1</b>  | <b>3</b> | <b>15</b> | <b>25</b>  | <b>0</b> | <b>6.7</b> | <b>.266</b> |
| 2016                      | Potomac           | 0-0         | 4.50        | 3         | 0         | 0        | 0        | 0        | 4.0          | 6          | 2          | 2          | 1         | 0        | 1         | 5          | 0        | 11.2       | .353        |
|                           | Harrisburg        | 0-0         | 4.50        | 3         | 0         | 0        | 0        | 0        | 4.0          | 5          | 2          | 2          | 0         | 0        | 0         | 2          | 0        | 4.5        | .313        |
|                           | Syracuse          | 0-1         | 3.00        | 3         | 0         | 0        | 0        | 0        | 3.0          | 4          | 1          | 1          | 0         | 1        | 0         | 4          | 0        | 12.0       | .308        |
|                           | <b>WASHINGTON</b> | <b>0-0</b>  | <b>1.76</b> | <b>40</b> | <b>0</b>  | <b>0</b> | <b>0</b> | <b>0</b> | <b>46.0</b>  | <b>43</b>  | <b>13</b>  | <b>9</b>   | <b>2</b>  | <b>1</b> | <b>7</b>  | <b>32</b>  | <b>2</b> | <b>6.3</b> | <b>.244</b> |
| 2017                      | <b>MINNESOTA</b>  | <b>2-2</b>  | <b>4.03</b> | <b>62</b> | <b>0</b>  | <b>0</b> | <b>0</b> | <b>9</b> | <b>60.1</b>  | <b>48</b>  | <b>31</b>  | <b>27</b>  | <b>7</b>  | <b>2</b> | <b>22</b> | <b>54</b>  | <b>2</b> | <b>8.1</b> | <b>.218</b> |
| Minor League Totals       |                   | 46-50       | 3.81        | 206       | 133       | 6        | 1        | 14       | 893.0        | 909        | 449        | 378        | 61        | 49       | 219       | 690        | 41       | 7.0        | .266        |
| National League Totals    |                   | 49-55       | 4.20        | 598       | 44        | 1        | 0        | 5        | 834.0        | 927        | 429        | 389        | 84        | 32       | 205       | 632        | 29       | 6.8        | .283        |
| American League Totals    |                   | 2-2         | 4.03        | 62        | 0         | 0        | 0        | 9        | 60.1         | 48         | 31         | 27         | 7         | 2        | 22        | 54         | 2        | 8.1        | .218        |
| Major League Totals       |                   | 51-57       | 4.19        | 660       | 44        | 1        | 0        | 14       | 894.1        | 975        | 460        | 416        | 91        | 34       | 227       | 686        | 31       | 6.9        | .279        |

| BELISLE'S CAREER FIELDING RECORD |      |     |    |     |   |     |    |    |  |
|----------------------------------|------|-----|----|-----|---|-----|----|----|--|
| POSITION                         | PCT  | G   | PO | A   | E | TC  | DP | PB |  |
| Pitcher                          | .961 | 660 | 68 | 105 | 7 | 180 | 8  | —  |  |

| BELISLE'S BATTING RECORD |      |    |   |   |    |    |    |     |    |    |     |    |    |    |      |      |
|--------------------------|------|----|---|---|----|----|----|-----|----|----|-----|----|----|----|------|------|
| BATTING                  | AVG  | AB | R | H | 2B | 3B | HR | RBI | SH | SF | HBP | BB | SO | SB | OBP  | OPS  |
| Career                   | .079 | 89 | 2 | 7 | 3  | 0  | 0  | 3   | 18 | 0  | 1   | 3  | 49 | 1  | .118 | .143 |

| BELISLE'S DIVISION SERIES RECORD |              |     |      |   |    |    |    |    |     |   |   |    |    |    |    |    |    |      |      |
|----------------------------------|--------------|-----|------|---|----|----|----|----|-----|---|---|----|----|----|----|----|----|------|------|
| YEAR                             | OPPONENT     | W-L | ERA  | G | GS | CG | SH | SV | IP  | H | R | ER | HR | HB | BB | SO | WP | K/9  | BAA  |
| 2009                             | Philadelphia | 0-0 | 0.00 | 2 | 0  | 0  | 0  | 0  | 2.0 | 0 | 0 | 0  | 0  | 0  | 1  | 2  | 0  | 9.00 | .000 |

# BELISLE'S GAME LOGS

| DATE   | OPP. | W | L | SV | SVO | HLD | ERA   | GS | CG | IP   | H  | R  | ER | HR | BB | IBB | HB | SO | AVG  | #PIT |
|--------|------|---|---|----|-----|-----|-------|----|----|------|----|----|----|----|----|-----|----|----|------|------|
| 4/3    | KC   | 0 | 0 | 0  | 0   | 0   | 0.00  | 0  | 0  | 1.0  | 0  | 0  | 0  | 0  | 0  | 0   | 0  | 1  | .000 | 11   |
| 4/5    | KC   | 0 | 0 | 0  | 0   | 1   | 0.00  | 0  | 0  | 0.2  | 0  | 0  | 0  | 0  | 1  | 0   | 0  | 2  | .000 | 18   |
| 4/6    | KC   | 0 | 0 | 0  | 0   | 1   | 0.00  | 0  | 0  | 1.0  | 2  | 0  | 0  | 0  | 0  | 0   | 0  | 2  | .200 | 18   |
| 4/9    | @CWS | 0 | 0 | 0  | 0   | 0   | 2.70  | 0  | 0  | 0.2  | 1  | 1  | 1  | 1  | 2  | 0   | 0  | 1  | .231 | 23   |
| 4/14   | CWS  | 0 | 0 | 0  | 0   | 0   | 2.08  | 0  | 0  | 1.0  | 0  | 0  | 0  | 0  | 0  | 0   | 0  | 0  | .188 | 5    |
| 4/16   | CWS  | 0 | 0 | 0  | 1   | 0   | 3.38  | 0  | 0  | 1.0  | 1  | 1  | 1  | 1  | 0  | 0   | 1  | 1  | .211 | 21   |
| 4/20   | Cle  | 0 | 0 | 0  | 0   | 0   | 2.84  | 0  | 0  | 1.0  | 1  | 0  | 0  | 0  | 1  | 0   | 0  | 0  | .217 | 17   |
| 4/22   | Det  | 0 | 0 | 0  | 0   | 0   | 2.45  | 0  | 0  | 1.0  | 0  | 0  | 0  | 0  | 0  | 0   | 0  | 1  | .192 | 15   |
| 4/24   | @Tex | 0 | 0 | 0  | 0   | 1   | 2.16  | 0  | 0  | 1.0  | 0  | 0  | 0  | 0  | 0  | 0   | 0  | 1  | .172 | 14   |
| 4/26   | @Tex | 0 | 0 | 0  | 0   | 0   | 7.00  | 0  | 0  | 0.2  | 3  | 5  | 5  | 1  | 2  | 1   | 0  | 1  | .235 | 27   |
| 4/28   | @KC  | 0 | 0 | 0  | 0   | 1   | 6.52  | 0  | 0  | 0.2  | 1  | 0  | 0  | 0  | 0  | 0   | 0  | 0  | .243 | 14   |
| 4/30   | @KC  | 0 | 0 | 0  | 0   | 1   | 5.91  | 0  | 0  | 1.0  | 0  | 0  | 0  | 0  | 0  | 0   | 0  | 0  | .225 | 7    |
| APRIL  |      | 0 | 0 | 0  | 0   | 5   | 5.91  | 0  | 0  | 10.2 | 9  | 7  | 7  | 1  | 6  | 1   | 1  | 10 | .225 | 190  |
| 5/3    | Oak  | 0 | 0 | 0  | 0   | 0   | 5.40  | 0  | 0  | 1.0  | 0  | 0  | 0  | 0  | 1  | 0   | 0  | 1  | .209 | 17   |
| 5/5    | Bos  | 0 | 0 | 0  | 0   | 1   | 4.97  | 0  | 0  | 1.0  | 0  | 0  | 0  | 0  | 0  | 0   | 0  | 1  | .196 | 17   |
| 5/7    | Bos  | 0 | 0 | 0  | 0   | 0   | 9.00  | 0  | 0  | 0.1  | 4  | 6  | 6  | 0  | 2  | 1   | 0  | 0  | .255 | 18   |
| 5/11   | @CWS | 0 | 0 | 0  | 0   | 1   | 8.78  | 0  | 0  | 0.1  | 0  | 0  | 0  | 0  | 2  | 0   | 0  | 0  | .250 | 14   |
| 5/12   | @Cle | 0 | 0 | 0  | 0   | 1   | 8.36  | 0  | 0  | 0.2  | 0  | 0  | 0  | 0  | 0  | 0   | 0  | 0  | .241 | 7    |
| 5/19   | KC   | 0 | 0 | 0  | 0   | 0   | 7.80  | 0  | 0  | 1.0  | 1  | 0  | 0  | 0  | 0  | 0   | 0  | 0  | .246 | 8    |
| 5/26   | TB   | 0 | 0 | 0  | 0   | 0   | 8.22  | 0  | 0  | 0.1  | 1  | 1  | 1  | 1  | 0  | 0   | 0  | 0  | .254 | 10   |
| 5/28   | TB   | 0 | 0 | 0  | 0   | 0   | 7.27  | 0  | 0  | 2.0  | 0  | 0  | 0  | 0  | 1  | 0   | 0  | 4  | .227 | 30   |
| 5/29   | Hou  | 0 | 0 | 0  | 0   | 0   | 8.66  | 0  | 0  | 0.1  | 2  | 3  | 3  | 1  | 1  | 0   | 0  | 0  | .246 | 17   |
| MAY    |      | 0 | 0 | 0  | 0   | 3   | 12.86 | 0  | 0  | 7.0  | 8  | 10 | 10 | 2  | 7  | 1   | 0  | 6  | .276 | 138  |
| 6/3    | @LAA | 0 | 0 | 0  | 0   | 0   | 8.20  | 0  | 0  | 1.0  | 2  | 0  | 0  | 0  | 0  | 0   | 0  | 0  | .257 | 20   |
| 6/4    | @LAA | 0 | 0 | 0  | 0   | 1   | 7.91  | 0  | 0  | 0.2  | 0  | 0  | 0  | 0  | 0  | 0   | 0  | 0  | .253 | 2    |
| 6/8    | @Sea | 0 | 0 | 0  | 0   | 1   | 7.52  | 0  | 0  | 1.0  | 0  | 0  | 0  | 0  | 0  | 0   | 0  | 1  | .247 | 8    |
| 6/10   | @SF  | 0 | 0 | 0  | 0   | 1   | 7.17  | 0  | 0  | 1.0  | 0  | 0  | 0  | 0  | 0  | 0   | 0  | 1  | .238 | 9    |
| 6/11   | @SF  | 0 | 1 | 0  | 1   | 0   | 8.59  | 0  | 0  | 0.2  | 4  | 4  | 4  | 0  | 1  | 0   | 0  | 0  | .267 | 23   |
| 6/14   | Sea  | 0 | 0 | 0  | 0   | 0   | 8.22  | 0  | 0  | 1.0  | 1  | 0  | 0  | 0  | 0  | 0   | 0  | 2  | .267 | 15   |
| 6/17   | Cle  | 0 | 0 | 0  | 0   | 0   | 7.56  | 0  | 0  | 2.0  | 3  | 1  | 0  | 0  | 0  | 0   | 0  | 1  | .273 | 27   |
| 6/20   | CWS  | 0 | 0 | 0  | 0   | 1   | 7.18  | 0  | 0  | 1.1  | 1  | 0  | 0  | 0  | 1  | 1   | 0  | 0  | .272 | 12   |
| 6/22   | CWS  | 0 | 0 | 0  | 0   | 0   | 6.83  | 0  | 0  | 1.1  | 0  | 0  | 0  | 0  | 0  | 0   | 0  | 0  | .262 | 22   |
| 6/24   | @Cle | 0 | 0 | 0  | 1   | 0   | 6.99  | 0  | 0  | 0.2  | 2  | 1  | 1  | 0  | 0  | 0   | 0  | 0  | .270 | 13   |
| 6/26   | @Bos | 0 | 0 | 0  | 0   | 0   | 6.99  | 0  | 0  | 0.0  | 1  | 0  | 0  | 0  | 1  | 1   | 0  | 0  | .277 | 4    |
| 6/27   | @Bos | 0 | 0 | 0  | 0   | 0   | 6.53  | 0  | 0  | 2.0  | 2  | 3  | 0  | 1  | 1  | 1   | 0  | 1  | .275 | 24   |
| JUNE   |      | 0 | 1 | 0  | 2   | 4   | 3.55  | 0  | 0  | 12.2 | 16 | 9  | 5  | 1  | 4  | 3   | 0  | 6  | .314 | 179  |
| 7/1    | @KC  | 0 | 0 | 0  | 0   | 1   | 6.25  | 0  | 0  | 1.1  | 1  | 0  | 0  | 0  | 0  | 0   | 0  | 1  | .272 | 19   |
| 7/2    | @KC  | 0 | 0 | 0  | 0   | 0   | 6.06  | 0  | 0  | 1.0  | 0  | 0  | 0  | 0  | 0  | 0   | 0  | 2  | .266 | 13   |
| 7/7    | Bal  | 0 | 0 | 0  | 0   | 1   | 5.88  | 0  | 0  | 1.0  | 1  | 0  | 0  | 0  | 0  | 0   | 0  | 1  | .267 | 10   |
| 7/8    | Bal  | 0 | 0 | 0  | 0   | 0   | 5.82  | 0  | 0  | 0.1  | 0  | 0  | 0  | 0  | 1  | 0   | 0  | 0  | .265 | 10   |
| 7/14   | @Hou | 0 | 0 | 0  | 0   | 0   | 5.66  | 0  | 0  | 1.0  | 1  | 0  | 0  | 0  | 0  | 0   | 0  | 1  | .265 | 22   |
| 7/18   | NYN  | 0 | 0 | 0  | 0   | 0   | 5.35  | 0  | 0  | 2.0  | 1  | 0  | 0  | 0  | 0  | 0   | 0  | 1  | .261 | 19   |
| 7/21   | Det  | 0 | 0 | 0  | 0   | 0   | 4.99  | 0  | 0  | 2.2  | 1  | 0  | 0  | 0  | 0  | 0   | 1  | 3  | .253 | 36   |
| 7/24   | @LAD | 0 | 0 | 0  | 0   | 1   | 4.87  | 0  | 0  | 1.0  | 0  | 0  | 0  | 0  | 0  | 0   | 0  | 1  | .248 | 9    |
| 7/26   | @LAD | 0 | 0 | 0  | 0   | 0   | 4.87  | 0  | 0  | 0.0  | 0  | 0  | 0  | 0  | 1  | 0   | 0  | 0  | .248 | 9    |
| 7/28   | @Oak | 0 | 0 | 0  | 0   | 1   | 4.71  | 0  | 0  | 1.1  | 0  | 0  | 0  | 0  | 0  | 0   | 0  | 2  | .242 | 18   |
| 7/30   | @Oak | 0 | 0 | 0  | 0   | 1   | 4.64  | 0  | 0  | 0.2  | 0  | 0  | 0  | 0  | 0  | 0   | 0  | 1  | .239 | 8    |
| JULY   |      | 0 | 0 | 0  | 0   | 5   | 0.00  | 0  | 0  | 12.1 | 5  | 0  | 0  | 0  | 2  | 0   | 1  | 13 | .128 | 173  |
| 8/6    | Tex  | 0 | 0 | 1  | 1   | 0   | 4.53  | 0  | 0  | 1.0  | 0  | 0  | 0  | 0  | 0  | 0   | 0  | 1  | .235 | 13   |
| 8/7    | Mil  | 0 | 0 | 1  | 1   | 0   | 4.43  | 0  | 0  | 1.0  | 1  | 0  | 0  | 0  | 0  | 0   | 0  | 1  | .235 | 17   |
| 8/9    | @Mil | 0 | 0 | 0  | 0   | 0   | 4.34  | 0  | 0  | 1.0  | 0  | 0  | 0  | 0  | 0  | 0   | 0  | 3  | .231 | 16   |
| 8/12   | @Det | 0 | 1 | 0  | 1   | 0   | 4.70  | 0  | 0  | 0.1  | 2  | 2  | 2  | 1  | 0  | 0   | 0  | 1  | .238 | 13   |
| 8/17   | Cle  | 0 | 0 | 1  | 1   | 0   | 4.63  | 0  | 0  | 0.2  | 0  | 0  | 0  | 0  | 0  | 0   | 0  | 2  | .236 | 11   |
| 8/22   | @CWS | 0 | 0 | 1  | 1   | 0   | 4.53  | 0  | 0  | 1.0  | 1  | 0  | 0  | 0  | 0  | 0   | 0  | 0  | .237 | 13   |
| 8/27   | @Tor | 0 | 0 | 0  | 0   | 0   | 4.44  | 0  | 0  | 1.0  | 0  | 0  | 0  | 0  | 0  | 0   | 0  | 2  | .233 | 15   |
| 8/29   | CWS  | 0 | 0 | 1  | 1   | 0   | 4.53  | 0  | 0  | 1.0  | 1  | 1  | 1  | 0  | 1  | 0   | 0  | 1  | .234 | 21   |
| 8/31   | CWS  | 1 | 0 | 0  | 0   | 0   | 4.62  | 0  | 0  | 1.0  | 1  | 1  | 1  | 1  | 2  | 1   | 0  | 3  | .234 | 20   |
| AUGUST |      | 1 | 1 | 5  | 6   | 0   | 4.50  | 0  | 0  | 8.0  | 6  | 4  | 4  | 2  | 3  | 1   | 0  | 14 | .207 | 139  |
| 9/6    | @TB  | 0 | 0 | 0  | 0   | 0   | 4.53  | 0  | 0  | 1.0  | 1  | 0  | 0  | 0  | 0  | 0   | 0  | 0  | .236 | 6    |
| 9/7    | @KC  | 0 | 0 | 1  | 1   | 0   | 4.44  | 0  | 0  | 1.0  | 0  | 0  | 0  | 0  | 0  | 0   | 0  | 0  | .232 | 14   |
| 9/8    | @KC  | 0 | 0 | 1  | 1   | 0   | 4.36  | 0  | 0  | 1.0  | 0  | 0  | 0  | 0  | 0  | 0   | 0  | 2  | .228 | 11   |
| 9/13   | SD   | 1 | 0 | 0  | 0   | 0   | 4.23  | 0  | 0  | 1.2  | 0  | 0  | 0  | 0  | 0  | 0   | 0  | 0  | .223 | 16   |
| 9/14   | Tor  | 0 | 0 | 0  | 1   | 0   | 4.31  | 0  | 0  | 1.0  | 1  | 1  | 1  | 1  | 0  | 0   | 0  | 1  | .223 | 12   |
| 9/21   | @Det | 0 | 0 | 0  | 0   | 0   | 4.24  | 0  | 0  | 1.0  | 1  | 0  | 0  | 0  | 0  | 0   | 0  | 0  | .224 | 14   |
| 9/22   | @Det | 0 | 0 | 0  | 0   | 0   | 4.17  | 0  | 0  | 1.0  | 1  | 0  | 0  | 0  | 0  | 0   | 0  | 0  | .224 | 17   |
| 9/26   | @Cle | 0 | 0 | 1  | 1   | 0   | 4.10  | 0  | 0  | 1.0  | 0  | 0  | 0  | 0  | 0  | 0   | 0  | 0  | .221 | 15   |
| 9/29   | Det  | 0 | 0 | 1  | 1   | 0   | 4.03  | 0  | 0  | 1.0  | 0  | 0  | 0  | 0  | 0  | 0   | 0  | 2  | .218 | 13   |
| SEPT   |      | 1 | 0 | 4  | 5   | 0   | 0.93  | 0  | 0  | 9.2  | 4  | 1  | 1  | 1  | 0  | 0   | 0  | 5  | .125 | 118  |
| Totals |      | 2 | 2 | 9  | 14  | 17  | 4.03  | 0  | 0  | 60.1 | 48 | 31 | 27 | 7  | 22 | 6   | 2  | 54 | .218 | 937  |





@JOLAMAKINA

# JOSÉ BERRÍOS

**HEIGHT/WEIGHT:** 6-0/198  
**BATS/THROWS:** R/R  
**BORN:** 5/27/94 in Bayamon, PR  
**AGE:** 23  
**RESIDES:** Bayamon, PR  
**ACQUIRED:** 1st round (32nd overall),  
 2012 First-Year Player Draft  
**M.L. SERVICE:** 1 year, 43 days  
**CONTRACT STATUS:** Signed thru 2017



RIGHT-HANDED PITCHER

17

**PERSONAL:** José Orlando Berrios (pronounced beh-REE-ohs)... wife, Jannieliz...daughter, Valentina (5/15/14)...sons, Sebastian (8/8/16) and Diego José (9/15/17)...2012 graduate of Papa Juan XXIII High School, one of four players from that high school to be drafted...named 2011 Underclass High Honorable Mention and 2012 Rawlings Second-Team All-American...participated in 2017 Twins Winter Caravan.

**CAREER HIGHLIGHTS:** Made major league debut April 27, 2016 at 21 years, 336 days old, becoming the youngest Twin to debut as starter since Pat Mahomes (21 years, 247 days) in 1992...named International League All-Star in 2016...named Twins second-best prospect entering 2016, as well as best curveball, best changeup and best control in Twins system by *Baseball America*...started for the World Team in the SiriusXM Futures Game in consecutive seasons, 2014 at Target Field and 2015 at Great American Ball Park in Cincinnati, pitching 1.0 scoreless inning in each...given 2014 and 2015 Jim Rantz Award for Twins minor league Pitcher of the Year, the first ever back-to-back winner of the award...led all of Minor League Baseball in strikeouts (175) in 2015...named third-best prospect and best control in Twins organization by *Baseball America* entering 2015...also best pitching prospect, best breaking pitch and best changeup in Florida State League by *Baseball America*...named 32nd-best prospect in baseball by MLB.com entering 2015...named Midseason All-Star each of last three minor league seasons: 2015 with Double-A Chattanooga, 2014 with Single-A Ft. Myers and 2013 with Single-A Cedar Rapids.

## 2017:

- Pitched for Puerto Rico in the World Baseball Classic, going 1-0, 8.10 ERA (6.2 IP, 6 ER) with two walks and 10 strikeouts in two games (1 start).
- Was in Twins spring training for third time in career; optioned to Triple-A Rochester March 25.
- Went 3-0, 1.13 ERA (39.2 IP, 5 ER) with eight walks and 39 strikeouts in six starts for the Red Wings and was recalled by Minnesota May 12.
- Pitched into the eighth inning in each of first two starts with the Twins, 7.2 innings May 13 at Cleveland and 7.2 innings May 18 vs. Colorado...according to *Elías*, became the third Twins pitcher in last 30 years to pitch into the eighth and win each of first two starts (Brad Radke in 2001 and Andrew Albers in 2013).
- Set major league career high with 11 strikeouts May 18 vs. Colorado (Game 2), pitching 7.2 scoreless innings...tied with 11 strikeouts again August 30 vs. Chicago-AL (7.0 IP).
- Pitched back-to-back 8.0-inning outings on June 15 vs. Seattle and June 21 vs. Chicago-AL.
- Won six of first seven decisions May 13-June 21; according to *Elías*, became the second Twins pitcher since 1980 to win at least six of his first seven appearances in one season...the other was Brad Radke in 2001...became the first pitcher in franchise history (1901-present) to win six games that early in the calendar year after not pitching in the majors in April.
- Held opponents to a .192 batting average with 37 strikeouts in six August starts, fourth-lowest BAA in the AL.
- Made first career relief appearance September 29 vs. Detroit, pitching 1.1 scoreless innings, in preparation for potential relief appearance in AL Wild card game.
- Went 9-1, 2.41 ERA (67.1 IP, 18 ER) in 11 home games (10 starts) and 5-7, 5.17 ERA (78.1 IP, 45 ER) in 15 road starts.
- Held right-handed hitters to a .222 batting average and left-handers to a .260 average.
- Ranked second on Twins staff in wins (14) and strikeouts (139), and third in starts (25) and innings pitched (145.2).

**2016:** Was Twins spring training invite for second time in career...reassigned to minor league camp March 18 and began season with Triple-A Rochester...went 2-0, 1.06 ERA (17.0 IP, 2 ER) in three starts and had contract purchased by Minnesota April 26 after Kyle Gibson and Ervin Santana were both placed on 15-day disabled list...made major league debut in a start April 27 vs. Cleveland, allowing five runs on six hits in 4.0 innings

pitched and was dealt the loss...at 21 years, 336 days, he became the youngest Twins pitcher to debut as a starter since Pat Mahomes (21 years, 247 days) April 12, 1992 against Texas...earned first major league win May 2 at Houston, allowing two runs on three hits in 5.1 innings pitched, with five walks and eight strikeouts...optioned to Rochester May 17 after making four starts for the Twins, posting a 10.20 ERA...set season-high at Rochester with 11 strikeouts June 6 vs. Buffalo (8.0 IP)...named Twins minor league Player of the Week June 26, making one start at Columbus pitching 8.0 shutout innings with three hits allowed, two walks and nine strikeouts...named Twins minor league Pitcher of the Month in June, going 4-1, 2.02 ERA (35.2 IP, 8 ER) with 10 walks and 38 strikeouts in five starts for Rochester...pitched fourth career complete game while at Rochester, July 3 at Syracuse...named International League Pitcher of the Week...named to International League All-Star team and pitched 1.0 scoreless inning with one hit and one strikeout July 13 in Charlotte...recalled by Minnesota August 1 and made five starts before being optioned again August 25...made one start for the Red Wings, coming August 31 vs. Syracuse, pitching 8.0 innings and setting a career-high with 14 strikeouts...recalled for final time September 5...combined to go 13-12, 4.40 ERA (169.2 IP, 83 ER) with 71 walks and 174 strikeouts in 31 starts between Rochester and Minnesota.

**2015:** Was Twins spring training invite for first time in career; was reassigned to minor league camp March 15 and began season at Double-A Chattanooga...named Southern League Pitcher of the Week May 18, making one start at Birmingham, pitching 9.0 shutout innings, allowing two hits with eight strikeouts...named Southern League Midseason All-Star while pitching for Chattanooga...started for the World Team in the SiriusXM Futures Game for the second straight season, July 12 at Great American Ball Park, pitching 1.0 shutout inning with one walk allowed...named Twins minor league Player of the Week August 28, pitching 7.0 shutout innings with three hits allowed, one walk and a season-high 12 strikeouts for the Red Wings...named Twins minor league Pitcher of the Month for August, going 3-2, 2.03 ERA (40.0 IP, 9 ER) with just three walks and 48 strikeouts in six starts for the Red Wings...combined to go 14-5, 2.87 ERA (166.1 IP, 53 ER) with 38 walks and 175 strikeouts in 27 starts between Chattanooga and Rochester...led all of minor league baseball in strikeouts and tied for ninth in wins...named Triple-A All-Star and Minor League All-Star by *Baseball America*...recipient of the Jim Rantz Award as Twins minor league Pitcher of the Year for the second straight season, becoming the first back-to-back winner of the award...named right-handed starting pitcher on MiLB.com Twins organizational All-Star team...named ninth best prospect in both the International League and Southern League by *Baseball America*...ranked second best prospect, best curveball, best changeup and best control in Twins system in *Baseball America*, entering 2016.

**2014:** Named Florida State League Pitcher of the Week June 2...named Florida State League Pitcher of the Week for second time June 23, making one start, tossing 7.0 shutout innings, allowing one hit, two walks and nine strikeouts, earning the win...named Twins minor league Pitcher of the Month in June, going 4-1, 1.54 ERA (41.0 IP, 7 ER) with 53 strikeouts, five walks and one complete game in six starts...named Florida State League Mid- and Postseason All-Star...started for the World Team in the SiriusXM Futures Game July 13 at Target Field, pitching 1.0 perfect inning...left a start July 29 with right shoulder tightness and was placed on 7-day disabled list with right shoulder strain August 2; reinstated August 10...combined to go 12-8, 2.76 ERA (140.0 IP, 43 ER) with 140 strikeouts and 38 walks in 25 starts between all three stops...140 strikeouts were third-most in the organization behind Phil Hughes (186) and Alex Meyer (153), while his 38 walks were tied 11th fewest in the organization...2.76 ERA was the third lowest among Twins minor league pitchers and his 12 wins were second most...named right-handed starter on Twins MiLB.com organizational All-Star team...named Perfect Game minor league Second-Team All-Star...recipient of the Jim Rantz Award as Twins minor league Pitcher of the Year...named third best prospect and best control in Twins organization by *Baseball America* entering 2015...also best pitching prospect, best breaking pitch and best changeup in Florida State League by *Baseball America*...named to Florida State League All-Star team, High Class-A All-Star and Second-Team All-Minor Leagues by *Baseball America*...named 32nd best prospect in baseball by MLB.com entering 2015.

**2013:** Played for Puerto Rico in the World Baseball Classic and made two appearances, going 0-1, 18.00 ERA (2.0 IP, 4 ER) with five hits allowed, one walk and one strikeout in two games...named Midwest League Midseason All-Star...named Midwest League Pitcher of the Week August 12, going 1-0, 0.68 ERA (13.1 IP, 1 ER) in two starts...named fifth best prospect in Twins organization by *Baseball America* entering 2014...named 90th best prospect in baseball by MLB.com and 75th best by BaseballProspectus.com entering 2014.

**2012:** Named Twins minor league Pitcher of the Month for August, going 3-0, 0.90 ERA (20.0 IP, 2 ER) with 29 strikeouts and nine hits allowed in four starts...named Twins minor league Player of the Week August 31, tossing 6.0 shutout innings with one hit allowed and six strikeouts in a win...ranked sixth best prospect in Twins organization by *Baseball America* entering 2013 season.

**PROFESSIONAL:** Selected by Twins in first compensation round (32nd overall) of 2013 First-Year Player Draft; signed by scout Hector Otero.

| BERRIOS' PITCHING RECORD |               |       |       |     |    |    |    |    |       |     |     |     |    |    |     |     |    |      |      |
|--------------------------|---------------|-------|-------|-----|----|----|----|----|-------|-----|-----|-----|----|----|-----|-----|----|------|------|
| YEAR                     | CLUB          | W-L   | ERA   | G   | GS | CG | SH | SV | IP    | H   | R   | ER  | HR | HB | BB  | SO  | WP | K/9  | BAA  |
| 2012                     | GCL Twins     | 1-0   | 1.08  | 8   | 1  | 0  | 0  | 4  | 16.2  | 7   | 2   | 2   | 0  | 0  | 3   | 27  | 0  | 14.6 | .121 |
|                          | Elizabethhton | 2-0   | 1.29  | 3   | 3  | 0  | 0  | 0  | 14.0  | 8   | 2   | 2   | 1  | 1  | 1   | 22  | 1  | 14.1 | .163 |
| 2013                     | Cedar Rapids  | 7-7   | 3.99  | 19  | 19 | 0  | 0  | 0  | 103.2 | 105 | 58  | 46  | 6  | 9  | 40  | 100 | 13 | 8.7  | .262 |
| 2014                     | Ft. Myers     | 9-3   | 1.96  | 16  | 16 | 1  | 1  | 0  | 96.1  | 78  | 29  | 21  | 4  | 4  | 23  | 109 | 5  | 10.2 | .218 |
|                          | New Britain   | 3-4   | 3.54  | 8   | 8  | 1  | 0  | 0  | 40.2  | 33  | 17  | 16  | 2  | 2  | 12  | 28  | 1  | 6.2  | .226 |
|                          | Rochester     | 0-1   | 18.00 | 1   | 1  | 0  | 0  | 0  | 3.0   | 7   | 6   | 6   | 0  | 0  | 3   | 3   | 0  | 9.0  | .438 |
| 2015                     | Chattanooga   | 8-3   | 3.08  | 15  | 15 | 1  | 1  | 0  | 90.2  | 77  | 32  | 31  | 6  | 5  | 24  | 92  | 0  | 9.1  | .232 |
|                          | Rochester     | 6-2   | 2.62  | 12  | 12 | 0  | 0  | 0  | 75.2  | 59  | 24  | 22  | 6  | 6  | 14  | 83  | 4  | 9.9  | .212 |
| 2016                     | Rochester     | 10-5  | 2.51  | 17  | 17 | 1  | 0  | 0  | 111.1 | 74  | 39  | 31  | 8  | 3  | 36  | 125 | 3  | 10.1 | .191 |
|                          | MINNESOTA     | 3-7   | 8.02  | 14  | 14 | 0  | 0  | 0  | 58.1  | 74  | 56  | 52  | 12 | 5  | 35  | 49  | 1  | 7.6  | .310 |
| 2017                     | MINNESOTA     | 14-8  | 3.89  | 26  | 25 | 0  | 0  | 0  | 145.2 | 131 | 71  | 63  | 15 | 13 | 48  | 139 | 7  | 8.6  | .239 |
|                          | Rochester     | 3-0   | 1.13  | 6   | 6  | 0  | 0  | 0  | 39.2  | 24  | 8   | 5   | 2  | 0  | 8   | 39  | 0  | 8.8  | .169 |
| Minor League Totals      |               | 49-25 | 2.77  | 105 | 98 | 4  | 2  | 4  | 591.2 | 472 | 217 | 182 | 35 | 30 | 164 | 628 | 27 | 9.6  | .218 |
| Major League Totals      |               | 17-15 | 5.07  | 40  | 39 | 0  | 0  | 0  | 204.0 | 205 | 127 | 115 | 27 | 18 | 83  | 188 | 8  | 8.3  | .260 |

| BERRIOS' WORLD BASEBALL CLASSIC RECORD |             |     |       |   |    |    |    |    |     |   |    |    |    |    |    |    |    |      |      |
|--|-------------|-----|-------|---|----|----|----|----|-----|---|----|----|----|----|----|----|----|------|------|
| YEAR                                   | CLUB        | W-L | ERA   | G | GS | CG | SH | SV | IP  | H | R  | ER | HR | HB | BB | SO | WP | K/9  | BAA  |
| 2013                                   | Puerto Rico | 0-1 | 18.00 | 2 | 0  | 0  | 0  | 0  | 2.0 | 5 | 4  | 4  | 0  | 0  | 1  | 1  | 0  | 4.5  | --   |
| 2017                                   | Puerto Rico | 1-0 | 8.10  | 2 | 1  | 0  | 0  | 0  | 6.2 | 3 | 6  | 6  | 2  | 1  | 2  | 10 | 0  | 13.5 | .130 |
| TOTALS                                 |             | 1-1 | 10.39 | 4 | 1  | 0  | 0  | 0  | 8.2 | 8 | 10 | 10 | 2  | 1  | 3  | 11 | 0  | 11.4 | --   |

| BERRIOS' BATTING RECORD |  |      |    |   |   |    |    |    |     |    |    |     |    |    |    |      |      |
|-------------------------|--|------|----|---|---|----|----|----|-----|----|----|-----|----|----|----|------|------|
| BATTING                 |  | AVG  | AB | R | H | 2B | 3B | HR | RBI | SH | SF | HBP | BB | SO | SB | OBP  | OPS  |
| Career                  |  | .333 | 6  | 0 | 2 | 0  | 0  | 0  | 0   | 0  | 0  | 0   | 0  | 2  | 0  | .333 | .667 |

| BERRIOS' CAREER FIELDING RECORD |  |      |    |    |    |   |    |    |    |  |  |  |  |  |  |  |  |
|---------------------------------|--|------|----|----|----|---|----|----|----|--|--|--|--|--|--|--|--|
| POSITION                        |  | PCT  | G  | PO | A  | E | TC | DP | PB |  |  |  |  |  |  |  |  |
| Pitcher                         |  | .944 | 40 | 9  | 25 | 2 | 36 | 2  | —  |  |  |  |  |  |  |  |  |

| BERRIOS' GAME LOGS |            |    |   |    |     |     |      |    |    |       |     |    |    |    |    |     |    |     |      |      |
|--------------------|------------|----|---|----|-----|-----|------|----|----|-------|-----|----|----|----|----|-----|----|-----|------|------|
| DATE               | OPP.       | W  | L | SV | SVO | HLD | ERA  | GS | CG | IP    | H   | R  | ER | HR | BB | IBB | HB | SO  | AVG  | #PIT |
| 5/13               | @Cle       | 1  | 0 | 0  | 0   | 0   | 1.17 | 1  | 0  | 7.2   | 2   | 1  | 1  | 0  | 1  | 0   | 1  | 4   | .080 | 104  |
| 5/18               | Col        | 1  | 0 | 0  | 0   | 0   | 0.59 | 1  | 0  | 7.2   | 2   | 0  | 0  | 0  | 1  | 0   | 2  | 11  | .082 | 106  |
| 5/24               | @Bal       | 1  | 0 | 0  | 0   | 0   | 1.66 | 1  | 0  | 6.1   | 4   | 3  | 3  | 3  | 2  | 0   | 0  | 7   | .111 | 95   |
| 5/30               | Hou        | 0  | 1 | 0  | 0   | 0   | 2.70 | 1  | 0  | 5.0   | 5   | 4  | 4  | 0  | 4  | 0   | 1  | 5   | .146 | 104  |
| MAY                |            | 3  | 1 | 0  | 0   | 0   | 2.70 | 4  | 0  | 26.2  | 13  | 8  | 8  | 3  | 8  | 0   | 4  | 27  | .146 | 409  |
| 6/4                | @LAA       | 1  | 0 | 0  | 0   | 0   | 2.76 | 1  | 0  | 6.0   | 6   | 2  | 2  | 0  | 2  | 0   | 1  | 4   | .171 | 103  |
| 6/10               | @SF        | 1  | 0 | 0  | 0   | 0   | 2.84 | 1  | 0  | 5.1   | 6   | 2  | 2  | 1  | 3  | 0   | 1  | 8   | .188 | 97   |
| 6/15               | Sea        | 1  | 0 | 0  | 0   | 0   | 2.74 | 1  | 0  | 8.0   | 5   | 2  | 2  | 0  | 1  | 0   | 0  | 6   | .186 | 108  |
| 6/21               | CWS        | 1  | 0 | 0  | 0   | 0   | 2.67 | 1  | 0  | 8.0   | 4   | 2  | 2  | 0  | 1  | 0   | 0  | 8   | .181 | 97   |
| 6/26               | @Bos       | 0  | 1 | 0  | 0   | 0   | 2.98 | 1  | 0  | 6.1   | 8   | 4  | 4  | 1  | 2  | 0   | 0  | 7   | .196 | 107  |
| JUNE               |            | 4  | 1 | 0  | 0   | 0   | 3.21 | 5  | 0  | 33.2  | 29  | 12 | 12 | 2  | 9  | 0   | 2  | 33  | .232 | 512  |
| 7/1                | @KC        | 0  | 0 | 0  | 0   | 0   | 3.44 | 1  | 0  | 5.0   | 9   | 5  | 5  | 3  | 2  | 0   | 0  | 5   | .214 | 102  |
| 7/6                | Bal        | 1  | 0 | 0  | 0   | 0   | 3.53 | 1  | 0  | 6.0   | 7   | 4  | 3  | 1  | 0  | 0   | 1  | 4   | .221 | 101  |
| 7/14               | @Hou       | 0  | 1 | 0  | 0   | 0   | 3.70 | 1  | 0  | 1.2   | 4   | 7  | 2  | 0  | 3  | 0   | 0  | 1   | .228 | 59   |
| 7/19               | NY Yankees | 1  | 0 | 0  | 0   | 0   | 3.50 | 1  | 0  | 6.2   | 6   | 1  | 1  | 0  | 2  | 0   | 2  | 5   | .230 | 108  |
| 7/25               | @LAD       | 0  | 1 | 0  | 0   | 0   | 3.76 | 1  | 0  | 4.0   | 7   | 4  | 4  | 0  | 1  | 0   | 0  | 3   | .240 | 80   |
| JULY               |            | 2  | 2 | 0  | 0   | 0   | 5.79 | 5  | 0  | 23.1  | 33  | 21 | 15 | 4  | 8  | 0   | 3  | 18  | .333 | 450  |
| 8/1                | @SD        | 0  | 1 | 0  | 0   | 0   | 3.57 | 1  | 0  | 7.0   | 2   | 1  | 1  | 0  | 2  | 0   | 0  | 4   | .231 | 75   |
| 8/6                | Tex        | 1  | 0 | 0  | 0   | 0   | 3.86 | 1  | 0  | 5.0   | 6   | 5  | 5  | 2  | 1  | 0   | 1  | 6   | .234 | 92   |
| 8/12               | @Det       | 0  | 0 | 0  | 0   | 0   | 4.27 | 1  | 0  | 3.1   | 6   | 6  | 6  | 1  | 2  | 0   | 1  | 0   | .241 | 72   |
| 8/19               | Ari        | 1  | 0 | 0  | 0   | 0   | 3.99 | 1  | 0  | 7.0   | 2   | 0  | 0  | 0  | 1  | 0   | 0  | 7   | .232 | 103  |
| 8/24               | @CWS       | 0  | 1 | 0  | 0   | 0   | 4.04 | 1  | 0  | 5.1   | 4   | 5  | 3  | 1  | 3  | 0   | 0  | 9   | .230 | 104  |
| 8/30               | CWS        | 1  | 0 | 0  | 0   | 0   | 3.80 | 1  | 0  | 7.0   | 4   | 0  | 0  | 0  | 1  | 0   | 1  | 11  | .226 | 88   |
| AUGUST             |            | 3  | 2 | 0  | 0   | 0   | 3.89 | 6  | 0  | 34.2  | 24  | 17 | 15 | 4  | 10 | 0   | 3  | 37  | .192 | 534  |
| 9/4                | @TB        | 0  | 1 | 0  | 0   | 0   | 4.01 | 1  | 0  | 5.0   | 7   | 5  | 5  | 1  | 1  | 0   | 1  | 7   | .230 | 89   |
| 9/9                | @KC        | 0  | 0 | 0  | 0   | 0   | 3.94 | 1  | 0  | 7.0   | 8   | 2  | 2  | 1  | 2  | 0   | 0  | 1   | .235 | 94   |
| 9/14               | Tor        | 0  | 0 | 0  | 0   | 0   | 3.84 | 1  | 0  | 5.2   | 5   | 1  | 1  | 0  | 4  | 0   | 0  | 5   | .235 | 94   |
| 9/19               | @NYY       | 0  | 1 | 0  | 0   | 0   | 3.94 | 1  | 0  | 3.1   | 5   | 3  | 3  | 0  | 4  | 0   | 0  | 4   | .238 | 90   |
| 9/24               | @Det       | 1  | 0 | 0  | 0   | 0   | 3.93 | 1  | 0  | 5.0   | 5   | 2  | 2  | 0  | 2  | 0   | 0  | 6   | .238 | 87   |
| 9/29               | vs. DET    | 1  | 0 | 0  | 0   | 0   | 3.89 | 0  | 0  | 1.1   | 2   | 0  | 0  | 0  | 0  | 0   | 0  | 1   | .239 | 29   |
| SEPT.              |            | 2  | 2 | 0  | 0   | 0   | 4.28 | 5  | 0  | 27.1  | 32  | 13 | 13 | 2  | 13 | 0   | 1  | 24  | .291 | 483  |
| Totals             |            | 14 | 8 | 0  | 0   | 0   | 3.89 | 25 | 0  | 145.2 | 131 | 71 | 63 | 15 | 48 | 0   | 13 | 139 | .239 | 2388 |



# BUDDY BOSHERS

**HEIGHT/WEIGHT:** 6-3/205  
**BATS/THROWS:** L/L  
**BORN:** 5/9/88 in Huntsville, AL  
**AGE:** 29  
**RESIDES:** Huntsville, AL  
**ACQUIRED:** Signed as minor league free agent, 12/14/15  
**M.L. SERVICE:** 1 year, 126 days  
**CONTRACT STATUS:** Signed thru 2017



**LEFT-HANDED PITCHER**

**62**

**PERSONAL:** Jeffery Alan Boshers (pronounced bo-SHEERS)... attended Lee High School in Huntsville, AL and Calhoun Community College.

## 2017:

- Was in Twins spring training for second straight season and optioned to Triple-A Rochester March 28.
- Recalled from Triple-A Rochester four times during the season.
- Posted a 2.51 ERA (14.1 IP, 4 ER) with 10 strikeouts in 10 June games for the Twins.
- Did not walk a batter in final 12 appearances (6.0 IP), since August 17.
- Combined to go 1-0, 3.81 ERA (49.2 IP, 21 ER) with 18 walks and 43 strikeouts in 56 games between Rochester and Minnesota.
- Held left-handed hitters to a .224 batting average and right-handed hitters to a .300 average.
- Set single-season career high in games (38).

**2016:** Was invited to Twins spring training...reassigned to minor league camp March 23 and began season with Triple-A Rochester...appeared in 15 games for the Red Wings April 12-May 20, posting 12 scoreless appearances of relief...contract purchased by Minnesota May 25...did not allow an earned run in each of his first 10 appearances for the Twins (7.2 IP) May 28-June 17...optioned to Rochester July 4 when Trevor May was reinstated from disabled list...recalled by Minnesota July 21...placed on 15-day disabled list August 11 with left elbow inflammation; reinstated September 2...posted a 0.79 ERA (11.1 IP, 1 ER) from September 3 through the rest of the season...allowed just four of 18 inherited runners to score (22.2%) on the season...combined to go 3-1, 2.90 ERA (62.0 IP, 20 ER) with 18 walks and 66 strikeouts in 59 games between Rochester and Minnesota.

**2015:** Spent entire season with Somerset Patriots of the Independent Atlantic League...went 3-1, 1.00 ERA (54.0 IP, 6 ER) with 14 walks, 71 strikeouts and one home run allowed for the Patriots...ranked second in the Atlantic League in ERA and strikeouts-per-9.0 IP (11.8), and fifth in lowest WHIP (0.98)...named Atlantic League Reliever of the Year.

**2014:** Split season between Triple-A Salt Lake and Double-A Arkansas (Los Angeles-AL), going 4-4, 3.28 ERA (74.0 IP, 27 ER) with 40 walks and 82 strikeouts in 40 appearances combined...began season at Salt Lake and pitched in 11 games...went 1-0, 6.23 ERA (13.0 IP, 9 ER) for the Bees...transferred to Arkansas May 13, spent the rest of the year with them...went 2-3 with a 2.66 ERA (61.0 IP, 18 ER) in 29 games (8 starts) for the Travelers...allowed just one home run over 61.0 innings at Arkansas.

**2013:** Began season with Double-A Arkansas (Los Angeles-AL) and went 3-2 with one save and a 3.14 ERA (28.2 IP, 10 ER) in 28 relief appearances for the Travelers...promoted to Triple-A Salt Lake June 22...made 16 appearances for Salt Lake and went 1-0, 3.66 ERA (19.2 IP, 8 ER) with one save, 12 walks and 26 strikeouts...had contract selected by Angels August 10 and made major league debut that night at Progressive Field in Cleveland...struck out his only batter faced (Jason Kipnis) and became the sixth player in Angels history to fan the only batter faced during major league debut.

**2012:** Split the season between Single-A Inland Empire and Double-A Arkansas (Los Angeles-AL) and went 5-2, 2.98 ERA (63.1 IP, 21 ER) with 21 walks and 75 strikeouts in 45 games between both levels combined...pitched for Scottsdale in the Arizona Fall League, going 0-1, 10.12 ERA (2.2 IP, 3 ER) in five games.

**2011:** Spent entire season with Single-A Inland Empire (Los Angeles-AL) and went 2-5, 4.30 ERA (75.1 IP, 36 ER) in 43 games (4 starts), marking only season as a professional with a losing record.

**2010:** Spent entire season with Single-A Cedar Rapids (Los Angeles-AL), going 3-0, 4.31 ERA (77.1 IP, 37 ER) with five strikeouts in 36 games (7 starts).

**2009:** Split season between Triple-A Salt Lake, Rookie Orem and Single-A Cedar Rapids (Los Angeles-AL), combining to go 5-2, 4.37 ERA (57.2 IP, 28 ER) with 15 walks and 51 strikeouts in 13 games (11 starts) for the three clubs.

**2008:** Made professional debut with Rookie Orem (Los Angeles-AL) and went 5-0, 2.68 ERA (57.2 IP, 28 ER) in 13 games (12 starts) for the Owl...named Pioneer League Pitcher of the Week August 18.

**PROFESSIONAL:** Selected by Los Angeles-AL in fourth round of 2008 First-Year Player Draft; signed by Jim Bryant.

| 2017 SINGLE-GAME HIGHS         |                                    |  |  |
|--------------------------------|------------------------------------|--|--|
| IP: 2.1, 4/23 vs. DET          | Walks: 1, 10x, last 8/15 vs. CLE   |  |  |
| SO: 3, 3x, last 7/24 at LAD    | CG: --                             |  |  |
| Win-Streak: 1, 8/7             | Low-Hit: --                        |  |  |
| CAREER SINGLE-GAME HIGHS       |                                    |  |  |
| IP: 2.1, 4/23/17 vs. DET       | Walks: 1, 25x, last 8/15/17 at CLE |  |  |
| SO: 3, 4x, last 7/24/17 at LAD | CG: --                             |  |  |
| Win-Streak: 2, 6/7/16-8/7/17   | Low-Hit: --                        |  |  |



# BOSHERS' PITCHING RECORD

| YEAR                | CLUB                      | W-L   | ERA  | G   | GS | CG | SH | SV | IP    | H   | R   | ER  | HR | HB | BB  | SO  | WP | K/9  | BAA  |
|---------------------|---------------------------|-------|------|-----|----|----|----|----|-------|-----|-----|-----|----|----|-----|-----|----|------|------|
| 2008                | Orem                      | 5-0   | 2.68 | 13  | 12 | 0  | 0  | 0  | 50.1  | 43  | 24  | 15  | 1  | 1  | 22  | 43  | 4  | 7.7  | .221 |
| 2009                | Salt Lake                 | 0-0   | 0.00 | 2   | 0  | 0  | 0  | 0  | 1.1   | 1   | 0   | 0   | 0  | 0  | 0   | 1   | 0  | 6.8  | .200 |
|                     | Orem                      | 2-1   | 2.55 | 5   | 5  | 0  | 0  | 0  | 24.2  | 24  | 11  | 7   | 2  | 0  | 8   | 23  | 0  | 8.4  | .247 |
|                     | Cedar Rapids              | 3-1   | 5.97 | 6   | 6  | 1  | 0  | 0  | 31.2  | 31  | 21  | 21  | 5  | 1  | 7   | 27  | 0  | 7.7  | .254 |
| 2010                | Cedar Rapids              | 3-0   | 4.31 | 36  | 7  | 1  | 0  | 0  | 77.1  | 84  | 44  | 37  | 5  | 3  | 20  | 75  | 4  | 8.7  | .270 |
| 2011                | Inland Empire             | 2-5   | 4.30 | 43  | 4  | 0  | 0  | 1  | 75.1  | 88  | 43  | 36  | 7  | 1  | 41  | 61  | 5  | 7.3  | .299 |
| 2012                | Inland Empire             | 4-2   | 2.52 | 26  | 0  | 0  | 0  | 1  | 39.1  | 30  | 15  | 11  | 4  | 0  | 16  | 48  | 1  | 11.0 | .201 |
|                     | Arkansas                  | 1-0   | 3.75 | 19  | 0  | 0  | 0  | 0  | 24.0  | 28  | 10  | 10  | 3  | 1  | 5   | 27  | 2  | 10.1 | .292 |
| 2013                | Arkansas                  | 3-2   | 3.14 | 28  | 0  | 0  | 0  | 1  | 28.2  | 20  | 12  | 10  | 1  | 0  | 13  | 35  | 3  | 11.0 | .196 |
|                     | Salt Lake                 | 1-0   | 3.66 | 16  | 0  | 0  | 0  | 1  | 19.2  | 18  | 11  | 8   | 1  | 0  | 12  | 26  | 3  | 11.9 | .247 |
|                     | LOS ANGELES-AL            | 0-0   | 4.70 | 25  | 0  | 0  | 0  | 0  | 15.1  | 13  | 8   | 8   | 0  | 1  | 8   | 13  | 0  | 7.6  | .241 |
| 2014                | Salt Lake                 | 1-0   | 6.23 | 11  | 0  | 0  | 0  | 0  | 13.0  | 10  | 9   | 9   | 1  | 0  | 13  | 12  | 0  | 8.3  | .227 |
|                     | Arkansas                  | 2-3   | 2.66 | 29  | 8  | 0  | 0  | 0  | 61.0  | 47  | 21  | 18  | 1  | 1  | 27  | 70  | 10 | 10.3 | .211 |
| 2015                | Somerset (Ind.)           | 3-1   | 1.00 | 52  | 0  | 0  | 0  | 1  | 54.0  | 39  | 9   | 6   | 1  | 1  | 14  | 71  | 5  | 11.8 | ---  |
| 2016                | Rochester                 | 1-1   | 1.04 | 22  | 0  | 0  | 0  | 2  | 26.0  | 18  | 8   | 3   | 1  | 0  | 11  | 29  | 2  | 10.0 | .194 |
|                     | MINNESOTA                 | 2-0   | 4.25 | 37  | 0  | 0  | 0  | 0  | 36.0  | 35  | 21  | 17  | 3  | 1  | 7   | 37  | 1  | 9.3  | .248 |
|                     | Rochester                 | 0-0   | 3.68 | 18  | 0  | 0  | 0  | 0  | 14.2  | 16  | 6   | 6   | 1  | 0  | 8   | 15  | 2  | 9.2  | .281 |
| 2017                | Rochester                 | 1-0   | 4.89 | 38  | 0  | 0  | 0  | 0  | 35.0  | 37  | 20  | 19  | 7  | 2  | 10  | 28  | 2  | 7.2  | .268 |
|                     | Independent League Totals | 3-1   | 1.00 | 52  | 0  | 0  | 0  | 1  | 54.0  | 39  | 9   | 6   | 1  | 1  | 14  | 71  | 5  | 11.8 | ---  |
| Minor League Totals |                           | 28-15 | 3.53 | 274 | 42 | 2  | 0  | 6  | 487.0 | 458 | 235 | 191 | 33 | 8  | 203 | 492 | 36 | 9.1  | .246 |
| Major League Totals |                           | 3-0   | 4.59 | 100 | 0  | 0  | 0  | 0  | 86.1  | 85  | 49  | 44  | 10 | 4  | 25  | 78  | 3  | 8.1  | .255 |

# BOSHERS' CAREER FIELDING RECORD

| POSITION | PCT  | G   | PO | A  | E | TC | DP | PB |
|----------|------|-----|----|----|---|----|----|----|
| Pitcher  | .938 | 100 | 3  | 12 | 1 | 16 | 0  | —  |

# BOSHERS' GAME LOGS

| DATE     | OPP. | W | L | SV | SVO | HLD | ERA   | GS | CG | IP   | H  | R  | ER | HR | BB | IBB | HB | SO | AVG  | #PIT |
|----------|------|---|---|----|-----|-----|-------|----|----|------|----|----|----|----|----|-----|----|----|------|------|
| 4/23     | Det  | 0 | 0 | 0  | 0   | 0   | 0.00  | 0  | 0  | 2.1  | 0  | 0  | 0  | 0  | 1  | 0   | 0  | 1  | 0.00 | 30   |
| 4/28     | @KC  | 0 | 0 | 0  | 0   | 0   | 3.00  | 0  | 0  | 0.2  | 1  | 1  | 1  | 1  | 0  | 0   | 0  | 0  | 1.00 | 12   |
| APRIL    |      | 0 | 0 | 0  | 0   | 0   | 3.00  | 0  | 0  | 3.0  | 1  | 1  | 1  | 1  | 1  | 0   | 0  | 1  | 1.00 | 42   |
| 5/30     | Hou  | 0 | 0 | 0  | 0   | 0   | 3.60  | 0  | 0  | 2.0  | 2  | 1  | 1  | 1  | 0  | 0   | 0  | 3  | 2.50 | 31   |
| MAY      |      | 0 | 0 | 0  | 0   | 0   | 4.50  | 0  | 0  | 2.0  | 2  | 1  | 1  | 1  | 0  | 0   | 0  | 3  | 2.50 | 31   |
| 6/3      | @LAA | 0 | 0 | 0  | 0   | 0   | 2.57  | 0  | 0  | 2.0  | 2  | 0  | 0  | 0  | 1  | 0   | 0  | 0  | 2.86 | 24   |
| 6/6      | @Sea | 0 | 0 | 0  | 0   | 0   | 2.25  | 0  | 0  | 1.0  | 0  | 0  | 0  | 0  | 0  | 0   | 0  | 1  | 2.00 | 12   |
| 6/11     | @SF  | 0 | 0 | 0  | 0   | 1   | 2.00  | 0  | 0  | 1.0  | 0  | 0  | 0  | 0  | 0  | 0   | 0  | 2  | 1.54 | 10   |
| 6/12     | Sea  | 0 | 0 | 0  | 0   | 0   | 1.64  | 0  | 0  | 2.0  | 2  | 0  | 0  | 0  | 0  | 0   | 0  | 1  | 2.00 | 23   |
| 6/14     | Sea  | 0 | 0 | 0  | 0   | 0   | 1.50  | 0  | 0  | 1.0  | 2  | 1  | 0  | 0  | 0  | 0   | 1  | 1  | 2.31 | 27   |
| 6/17     | Cle  | 0 | 0 | 0  | 0   | 0   | 1.93  | 0  | 0  | 2.0  | 2  | 1  | 1  | 0  | 1  | 0   | 0  | 1  | 2.42 | 36   |
| 6/22     | CWS  | 0 | 0 | 0  | 0   | 0   | 2.81  | 0  | 0  | 2.0  | 4  | 2  | 2  | 0  | 1  | 0   | 0  | 3  | 2.86 | 42   |
| 6/25     | @Cle | 0 | 0 | 0  | 0   | 0   | 2.50  | 0  | 0  | 2.0  | 0  | 0  | 0  | 0  | 0  | 0   | 1  | 1  | 2.50 | 18   |
| 6/26     | @Bos | 0 | 0 | 0  | 0   | 0   | 2.41  | 0  | 0  | 0.2  | 0  | 0  | 0  | 0  | 0  | 0   | 0  | 0  | 2.45 | 4    |
| 6/29     | @Bos | 0 | 0 | 0  | 0   | 0   | 2.79  | 0  | 0  | 0.2  | 3  | 1  | 1  | 0  | 1  | 0   | 0  | 0  | 2.78 | 24   |
| JUNE     |      | 0 | 0 | 0  | 0   | 1   | 2.51  | 0  | 0  | 14.1 | 15 | 5  | 4  | 0  | 4  | 0   | 2  | 10 | 2.78 | 220  |
| 7/1      | @KC  | 0 | 0 | 0  | 0   | 0   | 3.60  | 0  | 0  | 0.2  | 2  | 2  | 2  | 1  | 0  | 0   | 0  | 0  | 5.00 | 15   |
| 7/8      | Bal  | 0 | 0 | 0  | 0   | 0   | 3.86  | 0  | 0  | 1.0  | 2  | 1  | 1  | 1  | 0  | 0   | 0  | 1  | 4.44 | 21   |
| 7/14     | @Hou | 0 | 0 | 0  | 0   | 0   | 3.57  | 0  | 0  | 1.2  | 1  | 0  | 0  | 0  | 1  | 1   | 0  | 1  | 3.33 | 22   |
| 7/16     | @Hou | 0 | 0 | 0  | 0   | 0   | 3.47  | 0  | 0  | 0.2  | 0  | 0  | 0  | 0  | 0  | 0   | 0  | 2  | 2.94 | 12   |
| 7/21     | Det  | 0 | 0 | 0  | 0   | 0   | 3.33  | 0  | 0  | 1.0  | 0  | 0  | 0  | 0  | 1  | 0   | 0  | 0  | 2.50 | 10   |
| 7/23     | Det  | 0 | 0 | 0  | 0   | 0   | 4.01  | 0  | 0  | 0.1  | 2  | 2  | 2  | 0  | 0  | 0   | 0  | 0  | 3.04 | 12   |
| 7/24     | @LAD | 0 | 0 | 0  | 0   | 0   | 3.86  | 0  | 0  | 1.0  | 0  | 0  | 0  | 0  | 0  | 0   | 0  | 3  | 2.69 | 16   |
| 7/29     | @Oak | 0 | 0 | 0  | 0   | 1   | 4.10  | 0  | 0  | 0.2  | 1  | 1  | 1  | 1  | 1  | 0   | 0  | 0  | 2.86 | 16   |
| JULY     |      | 0 | 0 | 0  | 0   | 1   | 7.71  | 0  | 0  | 7.0  | 8  | 6  | 6  | 3  | 3  | 1   | 0  | 7  | 2.86 | 124  |
| 8/3      | Tex  | 0 | 0 | 0  | 0   | 0   | 4.05  | 0  | 0  | 0.1  | 0  | 0  | 0  | 0  | 0  | 0   | 0  | 0  | 1.00 | 5    |
| 8/5      | Tex  | 0 | 0 | 0  | 0   | 0   | 3.95  | 0  | 0  | 0.2  | 0  | 0  | 0  | 0  | 0  | 0   | 0  | 0  | 1.00 | 9    |
| 8/7      | Mil  | 1 | 0 | 0  | 0   | 0   | 3.90  | 0  | 0  | 0.1  | 0  | 0  | 0  | 0  | 0  | 0   | 0  | 0  | 0.00 | 3    |
| 8/10     | @Mil | 0 | 0 | 0  | 0   | 0   | 3.77  | 0  | 0  | 1.0  | 1  | 0  | 0  | 0  | 1  | 0   | 0  | 1  | 1.25 | 26   |
| 8/15     | Cle  | 0 | 0 | 0  | 0   | 0   | 4.66  | 0  | 0  | 0.1  | 2  | 3  | 3  | 1  | 1  | 0   | 0  | 0  | 2.73 | 13   |
| 8/17     | Cle  | 0 | 0 | 0  | 0   | 0   | 5.16  | 0  | 0  | 0.2  | 2  | 2  | 2  | 2  | 0  | 0   | 0  | 0  | 3.33 | 15   |
| AUGUST   |      | 1 | 0 | 0  | 0   | 0   | 13.50 | 0  | 0  | 3.1  | 5  | 5  | 5  | 1  | 2  | 0   | 0  | 3  | 3.33 | 71   |
| 9/1      | KC   | 0 | 0 | 0  | 0   | 0   | 4.94  | 0  | 0  | 1.1  | 0  | 0  | 0  | 0  | 0  | 0   | 0  | 0  | 0.00 | 10   |
| 9/2      | KC   | 0 | 0 | 0  | 0   | 0   | 4.78  | 0  | 0  | 1.0  | 0  | 0  | 0  | 0  | 0  | 0   | 0  | 0  | 0.00 | 8    |
| 9/4      | @TB  | 0 | 0 | 0  | 0   | 0   | 4.73  | 0  | 0  | 0.1  | 1  | 0  | 0  | 0  | 0  | 0   | 0  | 0  | 1.25 | 3    |
| 9/6      | @TB  | 0 | 0 | 0  | 0   | 0   | 4.96  | 0  | 0  | 0.1  | 1  | 1  | 1  | 1  | 0  | 0   | 0  | 1  | 2.00 | 9    |
| 9/9      | @KC  | 0 | 0 | 0  | 0   | 0   | 5.23  | 0  | 0  | 0.0  | 1  | 1  | 1  | 1  | 0  | 0   | 0  | 0  | 2.73 | 1    |
| 9/14     | Tor  | 0 | 0 | 0  | 0   | 1   | 5.18  | 0  | 0  | 0.1  | 0  | 0  | 0  | 0  | 0  | 0   | 0  | 1  | 2.50 | 6    |
| 9/17     | Tor  | 0 | 0 | 0  | 0   | 0   | 5.08  | 0  | 0  | 0.2  | 1  | 0  | 0  | 0  | 0  | 0   | 0  | 1  | 2.67 | 8    |
| 9/19     | @NYY | 0 | 0 | 0  | 0   | 0   | 5.03  | 0  | 0  | 0.1  | 0  | 0  | 0  | 0  | 0  | 0   | 0  | 0  | 2.35 | 9    |
| 9/26     | @Cle | 0 | 0 | 0  | 0   | 0   | 4.98  | 0  | 0  | 0.1  | 1  | 0  | 0  | 0  | 0  | 0   | 0  | 0  | 2.69 | 5    |
| 9/27     | @Cle | 0 | 0 | 0  | 0   | 0   | 4.98  | 0  | 0  | 0.2  | 0  | 0  | 0  | 0  | 0  | 0   | 0  | 1  | 2.63 | 10   |
| 10/1     | Det  | 0 | 0 | 0  | 0   | 0   | 4.89  | 0  | 0  | 0.0  | 1  | 0  | 0  | 0  | 0  | 0   | 0  | 0  | 2.68 | 3    |
| SEPT/OCT |      | 0 | 0 | 0  | 0   | 1   | 3.38  | 0  | 0  | 5.1  | 6  | 2  | 2  | 1  | 0  | 0   | 0  | 4  | 2.61 | 72   |
| Totals   |      | 1 | 0 | 0  | 0   | 3   | 4.89  | 0  | 0  | 35.0 | 37 | 20 | 19 | 7  | 10 | 1   | 2  | 28 | 2.68 | 560  |



# ALAN BUSENITZ

**HEIGHT/WEIGHT:** 6-1/180  
**BATS/THROWS:** R/R  
**BORN:** 8/22/90 in Watkinsville, GA  
**AGE:** 27  
**RESIDES:** Oconee, GA  
**ACQUIRED:** Trade with Los Angeles-AL, 8/1/16  
**M.L. SERVICE:** 85 days  
**CONTRACT STATUS:** Signed thru 2017

@AB00ZE32



RIGHT-HANDED PITCHER

67

**PERSONAL:** Alan Paul Busenitz (pronounced BOOZ-nits)... attended Athens Christian High School in Athens, GA, Georgia Perimeter College in Atlanta, GA and Kennesaw State University in Kennesaw, GA...hometown of Oconee, GA had a population of 280 in the 2000 census.

## 2017:

- Began season at Triple-A Rochester and went 2-0, 2.08 ERA (30.1 IP, 7 ER) before having contract selected by the Twins on June 17.
- Made major league debut in game two of Minnesota's doubleheader against Cleveland on June 17, allowing one run on two hits in 2.0 innings in a 6-2 loss.
- Optioned back to Triple-A Rochester twice on July 1 and July 7, tossing 6.0 scoreless innings across five relief outings.
- Recalled on July 24 and spent the remainder of the season with the Twins, throwing 12.2 consecutive scoreless innings from August 10 to August 31.
- Earned first major league win August 10 at Milwaukee, pitching 2.2 scoreless innings.
- 18 of 20 final appearances were scoreless, since August 10; posted a 1.29 ERA (21.0 IP, 3 ER) in that span.
- Posted a .157 opponent batting average from August 1 through the end of the season, the eighth best in the AL in that span.
- Held right-handed hitters to a .194 batting average and left-handers to a .225 average.
- Combined to go 4-1, 1.88 ERA (67.0 IP, 14 ER) with 19 walks and 62 strikeouts in 28 games between Rochester and Minnesota.

**2016:** Began season Double-A Arkansas in the Angels organization...transferred to Triple-A Salt Lake City June 26...acquired by Minnesota along with LHP Hector Santiago in exchange for RHP Ricky Nolasco and Alex Meyer August 1...reported to Double-A Chattanooga where he made five relief appearances...transferred to Triple-A Rochester August 21 and finished the season in the Red Wings bullpen.

**2015:** Split season between Arkansas and Inland Empire...only career starts came in eight starts with Arkansas...went 1-4, 6.28 ERA (38.2 IP, 27 ER) in those eight starts.

**2014:** Spent entire season with Burlington, making 49 appearances out of the bullpen.

**2013:** Began career with the Orem Owlz of the Pioneer League.

**PROFESSIONAL:** Selected by Los Angeles-AL in 25th round of 2013 First-Year Player Draft...attended Kennesaw State University from 2012-13... also attended Georgia Perimeter College from 2009-10 and helped GPC win the 2009 conference championship.

## 2017 SINGLE-GAME HIGHS

|                               |                                |
|-------------------------------|--------------------------------|
| IP: 2.2, 2x, last 8/10 at MIL | Walks: 1, 9x, last 9/26 at CLE |
| SO: 3, 9/16 vs. TOR           | CG: --                         |
| Win-Streak: 1, 8/10 at MIL    | Low-Hit: --                    |

## CAREER SINGLE-GAME HIGHS

|                                  |                                   |
|----------------------------------|-----------------------------------|
| IP: 2.2, 2x, last 8/10/17 at MIL | Walks: 1, 9x, last 9/26/17 at CLE |
| SO: 3, 9/16/17 vs. TOR           | CG: --                            |
| Win-Streak: 1, 8/10/17 at MIL    | Low-Hit: --                       |

| BUSENITZ'S PITCHING RECORD |               |       |      |     |    |    |    |    |       |     |     |     |    |    |    |     |    |     |      |
|----------------------------|---------------|-------|------|-----|----|----|----|----|-------|-----|-----|-----|----|----|----|-----|----|-----|------|
| YEAR                       | CLUB          | W-L   | ERA  | G   | GS | CG | SH | SV | IP    | H   | R   | ER  | HR | HB | BB | SO  | WP | K/9 | BAA  |
| 2013                       | Orem          | 5-2   | 2.33 | 21  | 0  | 0  | 0  | 1  | 38.2  | 37  | 13  | 10  | 3  | 1  | 4  | 27  | 2  | 6.3 | .253 |
| 2014                       | Burlington    | 4-5   | 1.94 | 49  | 0  | 0  | 0  | 17 | 69.2  | 55  | 18  | 15  | 2  | 1  | 21 | 62  | 8  | 8.0 | .217 |
| 2015                       | Arkansas      | 1-5   | 6.75 | 16  | 8  | 1  | 0  | 0  | 53.1  | 80  | 43  | 40  | 7  | 1  | 16 | 38  | 7  | 6.4 | .357 |
|                            | Inland Empire | 0-2   | 3.30 | 21  | 0  | 0  | 0  | 2  | 46.1  | 49  | 17  | 17  | 2  | 4  | 16 | 44  | 6  | 8.5 | .278 |
| 2016                       | Arkansas      | 0-1   | 1.93 | 24  | 0  | 0  | 0  | 3  | 32.2  | 29  | 7   | 7   | 2  | 2  | 5  | 32  | 1  | 8.8 | .244 |
|                            | Salt Lake     | 0-1   | 7.62 | 10  | 0  | 0  | 0  | 0  | 13.0  | 16  | 13  | 11  | 1  | 2  | 5  | 13  | 1  | 9.0 | .308 |
|                            | Chattanooga   | 0-0   | 3.52 | 5   | 0  | 0  | 0  | 0  | 7.2   | 9   | 3   | 3   | 0  | 2  | 1  | 5   | 0  | 5.9 | .310 |
|                            | Rochester     | 2-0   | 3.52 | 6   | 0  | 0  | 0  | 1  | 7.2   | 8   | 3   | 3   | 0  | 0  | 4  | 5   | 0  | 5.9 | .267 |
| 2017                       | Rochester     | 3-0   | 1.78 | 24  | 0  | 0  | 0  | 2  | 35.1  | 19  | 7   | 7   | 0  | 2  | 10 | 39  | 6  | 9.9 | .161 |
|                            | MINNESOTA     | 1-1   | 1.99 | 28  | 0  | 0  | 0  | 0  | 31.2  | 22  | 9   | 7   | 4  | 0  | 9  | 23  | 2  | 6.5 | .206 |
| Minor League Totals        |               | 15-16 | 3.34 | 176 | 8  | 1  | 0  | 26 | 304.1 | 302 | 124 | 113 | 17 | 15 | 82 | 265 | 25 | 7.8 | .263 |
| Major League Totals        |               | 1-1   | 1.99 | 28  | 0  | 0  | 0  | 0  | 31.2  | 22  | 9   | 7   | 4  | 0  | 9  | 23  | 2  | 6.5 | .206 |

| BUSENITZ'S CAREER FIELDING RECORD |      |    |    |   |   |    |    |    |  |
|-----------------------------------|------|----|----|---|---|----|----|----|--|
| POSITION                          | PCT  | G  | PO | A | E | TC | DP | PB |  |
| Pitcher                           | .667 | 28 | 0  | 2 | 1 | 3  | 0  | —  |  |

| BUSENITZ'S GAME LOGS |      |   |   |    |     |     |      |    |    |      |    |   |    |    |    |     |    |    |      |      |
|----------------------|------|---|---|----|-----|-----|------|----|----|------|----|---|----|----|----|-----|----|----|------|------|
| DATE                 | OPP. | W | L | SV | SVO | HLD | ERA  | GS | CG | IP   | H  | R | ER | HR | BB | IBB | HB | SO | AVG  | #PIT |
| 6/17                 | Cle  | 0 | 0 | 0  | 0   | 0   | 4.50 | 0  | 0  | 2.0  | 2  | 1 | 1  | 1  | 1  | 0   | 0  | 1  | .250 | 29   |
| 6/20                 | CWS  | 0 | 0 | 0  | 0   | 1   | 6.75 | 0  | 0  | 0.2  | 3  | 1 | 1  | 1  | 1  | 0   | 0  | 1  | .385 | 31   |
| 6/22                 | CWS  | 0 | 0 | 0  | 0   | 0   | 4.50 | 0  | 0  | 1.1  | 0  | 0 | 0  | 0  | 1  | 0   | 0  | 1  | .294 | 26   |
| 6/26                 | @Bos | 0 | 0 | 0  | 0   | 0   | 3.60 | 0  | 0  | 1.0  | 0  | 0 | 0  | 0  | 0  | 0   | 0  | 1  | .250 | 15   |
| 6/27                 | @Bos | 0 | 0 | 0  | 0   | 0   | 3.00 | 0  | 0  | 1.0  | 3  | 1 | 0  | 0  | 0  | 0   | 0  | 0  | .320 | 24   |
| 6/30                 | @KC  | 0 | 0 | 0  | 0   | 0   | 2.08 | 0  | 0  | 2.2  | 2  | 1 | 0  | 0  | 0  | 0   | 0  | 0  | .294 | 35   |
| JUNE                 |      | 0 | 0 | 0  | 0   | 1   | 2.08 | 0  | 0  | 8.2  | 10 | 4 | 2  | 2  | 3  | 0   | 0  | 4  | .294 | 160  |
| 7/25                 | @LAD | 0 | 0 | 0  | 0   | 0   | 1.86 | 0  | 0  | 1.0  | 1  | 0 | 0  | 0  | 0  | 0   | 0  | 0  | .297 | 11   |
| JULY                 |      | 0 | 0 | 0  | 0   | 0   | 0.00 | 0  | 0  | 1.0  | 1  | 0 | 0  | 0  | 0  | 0   | 0  | 0  | .333 | 11   |
| 8/1                  | @SD  | 0 | 0 | 0  | 0   | 0   | 3.38 | 0  | 0  | 1.0  | 2  | 2 | 2  | 1  | 0  | 0   | 0  | 1  | .310 | 20   |
| 8/10                 | @Mil | 1 | 0 | 0  | 0   | 0   | 2.70 | 0  | 0  | 2.2  | 0  | 0 | 0  | 0  | 0  | 0   | 0  | 2  | .265 | 34   |
| 8/13                 | @Det | 0 | 0 | 0  | 0   | 0   | 2.51 | 0  | 0  | 1.0  | 1  | 0 | 0  | 0  | 0  | 1   | 0  | 1  | .264 | 21   |
| 8/15                 | Cle  | 0 | 0 | 0  | 0   | 0   | 2.25 | 0  | 0  | 1.2  | 0  | 0 | 0  | 0  | 0  | 1   | 0  | 2  | .241 | 21   |
| 8/17                 | Cle  | 0 | 0 | 0  | 0   | 0   | 2.16 | 0  | 0  | 0.2  | 0  | 0 | 0  | 0  | 0  | 0   | 0  | 0  | .237 | 3    |
| 8/19                 | Ari  | 0 | 0 | 0  | 0   | 0   | 1.93 | 0  | 0  | 2.0  | 0  | 0 | 0  | 0  | 0  | 0   | 0  | 1  | .215 | 20   |
| 8/21                 | @CWS | 0 | 0 | 0  | 0   | 0   | 1.83 | 0  | 0  | 1.0  | 0  | 0 | 0  | 0  | 0  | 0   | 0  | 1  | .206 | 11   |
| 8/24                 | @CWS | 0 | 0 | 0  | 0   | 0   | 1.71 | 0  | 0  | 1.1  | 0  | 0 | 0  | 0  | 0  | 0   | 0  | 2  | .194 | 19   |
| 8/25                 | @Tor | 0 | 0 | 0  | 0   | 0   | 1.69 | 0  | 0  | 0.1  | 0  | 0 | 0  | 0  | 0  | 0   | 0  | 0  | .192 | 6    |
| 8/31                 | CWS  | 0 | 0 | 0  | 0   | 0   | 1.54 | 0  | 0  | 2.0  | 1  | 0 | 0  | 0  | 0  | 0   | 0  | 2  | .188 | 26   |
| AUGUST               |      | 1 | 0 | 0  | 0   | 0   | 1.32 | 0  | 0  | 13.2 | 4  | 2 | 2  | 1  | 2  | 0   | 0  | 12 | .093 | 181  |
| 9/3                  | KC   | 0 | 1 | 0  | 1   | 0   | 1.90 | 0  | 0  | 0.1  | 1  | 1 | 1  | 0  | 1  | 0   | 0  | 0  | .198 | 16   |
| 9/5                  | @TB  | 0 | 0 | 0  | 0   | 0   | 1.88 | 0  | 0  | 0.1  | 0  | 0 | 0  | 0  | 0  | 0   | 0  | 0  | .195 | 3    |
| 9/9                  | @KC  | 0 | 0 | 0  | 0   | 0   | 1.82 | 0  | 0  | 0.2  | 0  | 0 | 0  | 0  | 0  | 0   | 0  | 1  | .193 | 5    |
| 9/13                 | SD   | 0 | 0 | 0  | 0   | 0   | 1.78 | 0  | 0  | 0.2  | 2  | 0 | 0  | 0  | 0  | 1   | 0  | 0  | .209 | 20   |
| 9/14                 | Tor  | 0 | 0 | 0  | 0   | 1   | 1.75 | 0  | 0  | 0.1  | 1  | 0 | 0  | 0  | 0  | 1   | 0  | 0  | .216 | 15   |
| 9/16                 | Tor  | 0 | 0 | 0  | 0   | 0   | 1.65 | 0  | 0  | 1.2  | 0  | 0 | 0  | 0  | 0  | 0   | 0  | 3  | .204 | 24   |
| 9/19                 | @NYY | 0 | 0 | 0  | 0   | 0   | 1.61 | 0  | 0  | 0.2  | 0  | 0 | 0  | 0  | 0  | 0   | 0  | 0  | .202 | 8    |
| 9/23                 | @Det | 0 | 0 | 0  | 0   | 0   | 1.55 | 0  | 0  | 1.0  | 0  | 0 | 0  | 0  | 0  | 0   | 0  | 0  | .196 | 10   |
| 9/24                 | @Det | 0 | 0 | 0  | 0   | 0   | 1.50 | 0  | 0  | 1.0  | 1  | 0 | 0  | 0  | 0  | 0   | 0  | 1  | .198 | 18   |
| 9/26                 | @Cle | 0 | 0 | 0  | 0   | 0   | 1.45 | 0  | 0  | 1.0  | 0  | 0 | 0  | 0  | 1  | 0   | 0  | 1  | .194 | 19   |
| 9/28                 | @Cle | 0 | 0 | 0  | 0   | 0   | 1.99 | 0  | 0  | 0.2  | 2  | 2 | 2  | 1  | 0  | 0   | 0  | 1  | .206 | 13   |
| SEPT.                |      | 0 | 1 | 0  | 1   | 1   | 3.24 | 0  | 0  | 8.1  | 7  | 3 | 3  | 1  | 4  | 0   | 0  | 7  | .259 | 151  |
| Totals               |      | 1 | 1 | 0  | 1   | 2   | 1.99 | 0  | 0  | 31.2 | 22 | 9 | 7  | 4  | 9  | 0   | 0  | 23 | .206 | 503  |



# BYRON BUXTON

**HEIGHT/WEIGHT:** 6-2/189  
**BATS/THROWS:** R/R  
**BORN:** 12/18/93 in Baxley, GA  
**AGE:** 23  
**RESIDES:** Baxley, GA  
**ACQUIRED:** 1st round (2nd overall), 2012 First-Year Player Draft  
**M.L. SERVICE:** 2 years, 64 days  
**CONTRACT STATUS:** Signed thru 2017

@OFFICIALBUCK103



OUTFIELDER

25

**PERSONAL:** Byron Keion Buxton...son, Brixton Scott (12/6/13)...2012 graduate of Appling County (GA) High School...ranked top high school prospect in the country at the time of the MLB First-Year Player Draft by *Baseball America*...named 2011-12 Gatorade Georgia Player of the Year, leading Appling County High School to the Georgia Class AA State Championship in 2012...named First-Team Rawlings Preseason All-American after hitting .513 with 17 doubles, three home runs, 35 RBI and 38 stolen bases during senior season; as a pitcher, went 10-1 with five saves and 154 strikeouts in 81.0 innings pitched...struck out 18 batters in 7.0 innings pitched in the deciding game of the Georgia Class AA State Championship Series...selected to play in the Under Armour All-American Game in 2011...played football and was an All-State defensive back and receiver as a senior and All-Region as a quarterback as a junior...participated in Twins Winter Caravan in 2016 and '17.

**CAREER HIGHLIGHTS:** Hit three home runs August 27 at Toronto, becoming the eighth player in club history with a three-homer game, joining Bob Allison, Harmon Killebrew, Tony Oliva, Justin Morneau, Max Kepler, Brian Dozier, and Eddie Rosario...given 2016 Jim Kaat Award for Twins Defensive Player of the Year as voted on by the Twin Cities Chapter of the BBWAA...named Twins top prospect entering 2016, as well as best hitter for average, fastest baserunner, best athlete, best defensive outfielder and best outfield arm in Twins system by *Baseball America*...named Twins top prospect entering 2015, as well as best hitter for average, fastest baserunner, best athlete, best defensive outfielder and best outfield arm in the Twins system by *Baseball America*...named top prospect in baseball by MLB.com entering 2015...named 2013 Most Valuable Player and Prospect of the Year in the Midwest League by *Baseball America*...awarded with 54th annual J.G. Taylor Spink Award as Topps/Minor League Baseball's Player of the Year in 2013...named 2013 Minor League Player of the Year by *Baseball America*...given 2013 Sherry Robertson Award as Twins minor league Player of the Year...named top prospect, best hitter for average, fastest baserunner, best athlete, best defensive outfielder and best outfield arm in Twins system by *Baseball America* entering 2014...selected to play for the U.S. in the 2013 SiriusXM All-Star Futures Game at Citi Field.

## 2017:

- Made Twins Opening Day roster for second time in career and was Opening Day centerfielder April 3 vs. Kansas City, batting third.
- Began the season hitting .195 (46-for-236) in first 78 games to July 3, but hit .314 (71-for-226) in final 62 games.
- Placed on 10-day disabled list with left groin strain July 15; reinstated August 1.
- Named Twins representative for the Heart and Hustle Award.
- Hit safely in career-high 12 straight August 10-21, hitting .400 (18-for-45) with two doubles, two triples, four home runs and 12 RBI.
- Hit .387 (12-for-31) in 10 July games and .324 (34-for-105) in 29 August games.
- Hit second career inside-the-park homer August 18 vs. Arizona; added a double and a triple, becoming just the fifth player in baseball in 70-plus years since the end of World War II, and the first in 41 years, to have those three types of hits in the same game: Jerry Snyder (1956), Roger Maris (1958), George Altman (1961), and Al Bumbry (1976).
- Hit three home runs August 27 at Toronto, becoming the eighth player in club history with a three-homer game, joining Bob Allison (May 17, 1963 at Cleveland), Harmon Killebrew (September 21, 1963 at Boston), Tony Oliva (July 3, 1973 at Kansas City), Justin Morneau (July 6, 2007 at Chicago-AL), Max Kepler (August 1, 2016 at Cleveland), Brian Dozier (September 5, 2016 vs. Kansas City), and Eddie Rosario (June 13, 2017 vs. Seattle); also set single-game career-highs in hits (4) and RBI (5); also stole a base in the game, becoming just the fifth player in AL history to steal a base and hit three homers, joining Carl Reynolds (1930), Leroy Stanton (1973), Joe Carter (1989) and Alex Rodriguez (2010).
- Named the AL Player of the Week for the period ending August 27th, hitting .333 (11-for-33) with nine runs scored, a double, five home runs, 10 RBI and two stolen bases in eight games; among AL players, finished first in home runs; tied for first in total bases (27); tied for second in extra-base hits (6) and RBI; fourth in slugging percentage (.818); and tied for fourth in hits and stolen bases.
- Missed one game on August 30 after hurting his hamate bone on left hand.
- Stole 24 consecutive bases May 24 through the end of the season, setting a Twins record for consecutive steals.
- Set single-season career-highs in games (140), runs (69), hits (117), home runs (16), RBI (51), walks (38) and stolen bases (29).

| 2017 SINGLE-GAME HIGHS     |                        |                    |  |
|----------------------------|------------------------|--------------------|--|
| Hits: 4, 8/27 at TOR       | HR: 3, 8/27 at TOR     |                    |  |
| RBI: 5, 8/27 at TOR        | GS: -                  |                    |  |
| Hit-Streak: 12, 8/10-21    | SB: 2, 6/14 vs. SEA    |                    |  |
| CAREER SINGLE-GAME HIGHS   |                        |                    |  |
| Hits: 4, 8/27/17 at TOR    | HR: 3, 8/27/17 at TOR  |                    |  |
| RBI: 5, 8/27/17 at TOR     | GS: 1, 9/4/16 vs. CWS  |                    |  |
| Hit-Streak: 12, 8/10-21/17 | SB: 2, 6/14/17 vs. SEA |                    |  |
| WALK-OFF HITS              |                        | MULTI-HOMER GAMES  |  |
| 9/14 vs. TOR (HR)          |                        | 8/27/17 at TOR (3) |  |



- Went 29-for-30 in stolen base attempts for a 96.7% success rate, the highest in baseball and a Twins record; highest in baseball since Alcides Escobar in 2013 (100.0%)
- Ranked third in baseball in defensive runs saved (24), second among outfielders (Andrelton Simmons - 33 and Mookie Betts - 32).
- Posted a .951 Zone Rating, the fourth-best for a centerfielder in baseball history and best since Gabe Kapler in 1999 (.953).
- Played 137 games (131 starts) in centerfield, fourth-most in the AL; most for a Twin since Denard Span played 153 games in 2010.

**2016:** Made Twins Opening Day roster for first time in career and was Opening Day centerfielder April 4 at Baltimore, batting ninth...hit .156 (7-for-45) in 17 games and was optioned to Triple-A Rochester April 25...named International League Player of the Week May 29, hitting .478 (11-for-23) with three doubles, three home runs, five RBI, eight runs scored and three walks in six games...recalled by Minnesota May 31 (Danny Santana - disabled list)...recorded first career three-hit game with Twins June 5 vs. Tampa Bay...hit .204 (31-for-152) in 46 games for the Twins in second stint and was optioned to Triple-A Rochester August 8...named International League Player of the Week for second time August 28, hitting .353 (12-for-35) with one double, four home runs, eight RBI and eight runs scored in seven games...recalled by Minnesota for final time September 1...hit first career grand slam September 4 vs. Chicago-AL, off Anthony Ranaivosoa...was part of a stretch in which he hit five home runs with 12 RBI in an eight-game span for the Twins September 1-9...hit inside-the-park home run on October 2 at Chicago-AL, off Chris Sale, which was also his first career leadoff homer (first time hitting out of leadoff position all season)...also marked his 10th home run, becoming the 11th different Twin to reach double-digit home run totals, tying an MLB record (Detroit - 2004 and Houston - 2015)...hit .287 (29-for-101) with six doubles, two triples, nine home runs, 22 RBI, 24 runs scored and 10 walks in 29 September/October games; 24 runs scored led the AL, nine home runs were tied for seventh, and 22 RBI ranked 10th...combined to hit .256 (125-for-488) with 30 doubles, nine triples, 21 home runs, 62 RBI, 85 runs scored and 17 stolen bases in 141 games between Rochester and Minnesota...given 2016 Jim Kaat Award for Twins Defensive Player of the Year as voted on by the Twin Cities Chapter of the BBWAA.

**2015:** Was an invite to Twins spring training for second straight season and was reassigned to minor league camp March 15...named Twins minor league Player of the Week May 3, hitting .423 (11-for-26) with one double, one home run, six RBI, nine runs scored, six walks and four stolen bases...hit second professional grand slam May 19 vs. Montgomery...had his contract selected by Minnesota June 14...named Southern League All-Star, but did not play in game due to promotion to Minnesota...made major league debut June 14 at Texas, starting in centerfield and batting ninth, going 0-for-4 with a run scored, the game-winning run in the ninth inning in a 4-3 Twins win...recorded first major league hit, June 15 at St. Louis, tripling off John Lackey; became the fourth Twin to ever triple for first major league hit, joining Jorge Polanco (June 27, 2014), Jimmie Hall (April 16, 1963) and Bernie Allen (April 10, 1962)...recorded first career stolen base June 21 vs. Chicago-NL...placed on 15-day disabled list June 26 with a left thumb sprain, an injury he suffered on June 23 vs. Chicago-AL, attempting to steal second base...named International League Player of the Week August 10-16, hitting .400 (14-for-35) with one triple, one home run, four RBI and seven runs scored in eight games...recalled by Minnesota August 20 when the Twins placed Aaron Hicks on the disabled list...recorded first career RBI August 22 at Baltimore, singling in Torii Hunter...hit first career home run September 27 at Detroit, a solo shot off Jose Valdez...named an outfielder on MiLB.com Twins organizational All-Star team...named second best prospect in the Southern League by *Baseball America* (teammate Miguel Sano ranked first)...ranked top prospect, best hitter for average, fastest baserunner, best athlete, best defensive outfielder and best outfield arm in Twins system by *Baseball America*, entering 2016.

**2014:** Played in first career Twins spring training and was reassigned to minor league camp March 9, reporting to Single-A Ft. Myers...began season on 7-day disabled list with a sprained left wrist after diving for a fly ball in a minor league spring training game March 16; reinstated May 4...played in just five regular season games for the Miracle and was placed back on DL May 9 after re-aggravating his wrist diving for a fly ball; reinstated July 6...played one game for the Rock Cats in centerfield August 13 vs. Bowie; in that game collided with rightfielder Mike Kvasnicka, both diving for a ball, and Buxton suffered a concussion...placed on 7-day disabled list August 14, ending his season...played for Salt River in Arizona Fall League, hitting .263 (15-for-57) in 13 games; dove for a ball October 27 and fractured left middle finger ending his AFL season...named an outfielder on the AFL Top Prospect Team...named Twins top prospect, best hitter for average, fastest baserunner, best athlete, best defensive outfielder and best outfield arm in the Twins system by *Baseball America* entering 2015...named top prospect in baseball by MLB.com entering 2015.

**2013:** Named Twins minor league Player of the Month for April, hitting .392 (31-for-79) with five doubles, three triples, four home runs, 21 RBI, 25 runs scored and nine stolen bases in 22 games...hit first professional grand slam May 16 vs. Burlington...named Twins minor league Player of the Week June 14, hitting .406 (13-for-32) with three doubles, nine RBI and six runs scored in seven games...named a Midwest League Midseason All-Star...ranked top prospect in baseball at midseason by *Baseball America* and MLB.com...selected to play for the U.S. in the SiriusXM All-Star Futures Game at Citi Field in New York, going 0-for-2 with two strikeouts off the bench...named Florida State League Player of the Week July 29, hitting .333 (10-for-30) with three triples, three home runs, six RBI, eight runs scored and six walks in seven games for the Miracle...named Twins minor league Player of the Month for August, hitting .402 (35-for-87) with 20 walks, 16 stolen bases, 21 runs scored and a .523 on-base percentage in 26 games...also named August Player of the Month by Topps...combined to hit .334 (163-for-488) with 19 doubles, 18 triples, 12 home runs, 77 RBI, 109 runs scored and 55 stolen bases in 125 games between both levels...led all minor league full-season players in triples (18), second in runs scored (109), tied for sixth in OPS (.944), 10th in hits (163) and 12th in stolen bases (55)...named Postseason All-Star, Most Valuable Player and Prospect of the Year in the Midwest League by *Baseball America*...awarded with 54th annual J.G. Taylor Spink Award as Topps/Minor League Baseball's Player of the Year; at 19-years-old, he joined Mike Trout (2010), Delmon Young (2005) and Andrew Jones (1996) as only players to win the award as teenager...named to Topps/Minor League Baseball's Class-A All-Star Team...named Minor League Player of the Year by *Baseball America* after being named Minor League All-Star, High Class-A All-Star, Low-Class A Player of the Year and Low Class-A All-Star by same publication...was given the Sherry Robertson Award as Twins minor league Player of the Year...played in 12 games in the Arizona Fall League with Glendale Desert Dogs, hitting .212 (11-for-52) with one double, three home runs, eight RBI and 10 runs scored before being shutdown with a right shoulder strain...named to West Division Fall Stars Team...ranked number one on the Top 20 AFL Prospect List by *Baseball America*...named to AFL Top Prospects Team...named an outfielder on MiLB.com Twins organizational All-Star team...named top prospect, best hitter for average, fastest baserunner, best athlete, best defensive outfielder and best outfield arm in Twins system by *Baseball America* entering 2014.

**2012:** Ranked top prospect in Gulf Coast League by *Baseball America*...ranked 10th best prospect in Appalachian League by *Baseball America*...ranked second best prospect in Twins organization by *Baseball America* entering 2013...ranked 19th best prospect in baseball by MLB.com and 10th best by *Baseball America* entering 2013.

**PROFESSIONAL:** Selected by Twins second overall in first round of 2012 First-Year Player Draft, the highest Twins draft pick since selecting Joe Mauer with the number one pick in the 2001 draft...was just the third second overall pick in Twins history, previous two being right-handed pitcher Adam Johnson in 2000 and first baseman Travis Lee in 1996...signed by scout Jack Powell.

| BUXTON'S PLAYING RECORD |              |      |     |      |     |     |    |    |    |     |    |    |     |     |     |     |    |      |       |
|-------------------------|--------------|------|-----|------|-----|-----|----|----|----|-----|----|----|-----|-----|-----|-----|----|------|-------|
| YEAR                    | CLUB         | AVG  | G   | AB   | R   | H   | 2B | 3B | HR | RBI | SH | SF | HBP | BB  | SO  | SB  | CS | OBP  | OPS   |
| 2012                    | GCL Twins    | .216 | 27  | 88   | 17  | 19  | 4  | 3  | 4  | 14  | 0  | 0  | 3   | 11  | 26  | 4   | 3  | .324 | .790  |
|                         | Elizabethton | .286 | 21  | 77   | 16  | 22  | 6  | 1  | 1  | 6   | 0  | 0  | 2   | 8   | 15  | 7   | 0  | .368 | .797  |
| 2013                    | Cedar Rapids | .341 | 68  | 270  | 68  | 92  | 15 | 10 | 8  | 55  | 3  | 3  | 1   | 44  | 56  | 32  | 11 | .431 | .990  |
|                         | Ft. Myers    | .326 | 57  | 218  | 41  | 71  | 4  | 8  | 4  | 22  | 0  | 1  | 2   | 32  | 49  | 23  | 8  | .415 | .887  |
| 2014                    | Ft. Myers    | .240 | 30  | 121  | 19  | 29  | 4  | 2  | 4  | 16  | 0  | 0  | 3   | 10  | 33  | 6   | 2  | .313 | .718  |
|                         | New Britain  | .000 | 1   | 3    | 0   | 0   | 0  | 0  | 0  | 0   | 0  | 0  | 0   | 0   | 3   | 0   | 0  | .000 | .000  |
| 2015                    | Chattanooga  | .283 | 59  | 237  | 44  | 67  | 7  | 12 | 6  | 37  | 0  | 4  | 1   | 26  | 51  | 20  | 2  | .351 | .840  |
|                         | Rochester    | .400 | 13  | 55   | 11  | 22  | 3  | 1  | 1  | 8   | 0  | 0  | 0   | 4   | 12  | 2   | 1  | .441 | .986  |
|                         | MINNESOTA    | .209 | 46  | 129  | 16  | 27  | 7  | 1  | 2  | 6   | 2  | 0  | 1   | 6   | 44  | 2   | 2  | .250 | .576  |
| 2016                    | Rochester    | .305 | 49  | 190  | 41  | 58  | 11 | 3  | 11 | 24  | 0  | 2  | 3   | 14  | 58  | 7   | 0  | .359 | .927  |
|                         | MINNESOTA    | .225 | 92  | 298  | 44  | 67  | 19 | 6  | 10 | 38  | 4  | 3  | 3   | 23  | 118 | 10  | 2  | .284 | .714  |
| 2017                    | MINNESOTA    | .253 | 140 | 462  | 69  | 117 | 14 | 6  | 16 | 51  | 5  | 2  | 4   | 38  | 150 | 29  | 1  | .314 | .728  |
|                         | Rochester    | .417 | 3   | 12   | 3   | 5   | 0  | 0  | 2  | 3   | 0  | 0  | 0   | 1   | 3   | 0   | 0  | .462 | 1.378 |
| Minor League Totals     |              | .303 | 328 | 1271 | 260 | 385 | 54 | 40 | 41 | 185 | 3  | 10 | 15  | 150 | 306 | 101 | 27 | .380 | .885  |
| Major League Totals     |              | .237 | 278 | 889  | 129 | 211 | 40 | 13 | 28 | 95  | 11 | 5  | 8   | 67  | 12  | 41  | 5  | .295 | .701  |

| BUXTON'S CAREER FIELDING RECORD |      |     |     |    |   |     |    |    |
|---------------------------------|------|-----|-----|----|---|-----|----|----|
| POSITION                        | PCT  | G   | PO  | A  | E | TC  | DP | PB |
| Outfield                        | .988 | 274 | 747 | 10 | 9 | 766 | 1  | —  |

#### HOW TO FIGURE...

**BATTING AVERAGE:** Divide the number of safe hits by the total number of at-bats (at-bats do not include walks, sacrifices, hit by pitch, or times awarded first on obstruction or interference).

**SLUGGING PERCENTAGE:** Divide the total bases of all safe hits by the total number of at-bats.

**ON-BASE PERCENTAGE:** Add the total number of hits, walks and hit by pitch and divide by the total of at-bats, walks, hit-by-pitches and sacrifice flies.

**EARNED RUN AVERAGE:** Multiply the total number of earned runs by nine, then divide the result by the number of innings pitched.

**FIELDING PERCENTAGE:** Divide the total putouts and assists by the total of putouts, assists and errors (total chances).

**CONSECUTIVE HITTING STREAKS:** A consecutive hitting streak shall not be terminated if the plate appearance results in a base on balls, hit batsman, defensive interference, or a sacrifice bunt. A sacrifice fly shall terminate the streak.

**WON-LOST PERCENTAGE:** Divide the number of games won by the total number of games played.



@J\_CASTROIS

# JASON CASTRO

**HEIGHT/WEIGHT:** 6-3/212  
**BATS/THROWS:** L/R  
**BORN:** 6/18/87 in Castro Valley, CA  
**AGE:** 30  
**RESIDES:** Houston, TX  
**ACQUIRED:** Signed as free agent, 11/30/16  
**M.L. SERVICE:** 7 years, 104 days  
**CONTRACT STATUS:** Signed thru 2019



CATCHER

21

★ 2013

**PERSONAL:** Jason Michael Castro...wife, Maris...son, Brady...2005 graduate of Castro Valley (CA) High School...attended Stanford University from 2006-08...Jason and his wife began the charity program Castro's Kids in 2013, which has donated more than 60,000 books to the Houston Independent School District...he and Maris have also been active in supporting Friends for Life, a no-kill animal shelter based in Houston, and the Astros Foundation's cornerstone programs - the Community Leaders program, the Astros Urban Youth Academy and the Astros RBI program.

**CAREER HIGHLIGHTS:** Twins mark second organization (Houston, 2008-15)...in 2015, named finalist for AL Gold Glove Award as catcher...appeared in postseason with Houston in 2015...named Astros nominee for 2014 Roberto Clemente Award...in 2013, was an American League All-Star, a two-time AL Player of the Week and was named the Astros Team MVP by the Houston Chapter of the BBWAA...in 2012, named Astros Darryl Kile "Good Guy" Award as voted on by the Houston Chapter of the BBWAA...ranks fourth in games caught (572) on Houston's all-time list and ranks second on same list in home runs (59), trailing Alan Ashby (69)...ranked number one prospect and the best defensive catcher in Houston system following the 2008 and 2009 seasons by *Baseball America*.

## 2017:

- Was Twins Opening Day catcher April 3 vs. Kansas City, batting sixth...sixth consecutive Opening Day roster, first with the Twins...went 2-for-3 with a walk and two RBI.
- Walked nine times and drove in seven runs in first eight games as Twin, including his first career four-walk game April 5 vs. Kansas City.
- Hit safely in season-high 11 straight May 22-June 9.
- Tied single-game career highs with four hits and four RBI June 13 vs. Seattle; his fourth hit was the 26th of the game for the Twins, which passed the single-game club record of 25 set in 2002 (Twins finished with 28 hits).
- Recorded fourth career multi-homer game September 12, 2017 vs. San Diego; tied career high with four RBI.
- Hit 10th home run on final day of season October 1, reaching double digits in homers for the fifth consecutive season.
- Hit .263 against left-handed pitching and .234 against right-handers.
- Finished with a .242 batting average and .333 on-base percentage, both highs since 2013.
- Caught 108 games (104 starts), most on the team and fourth-most in the AL; also ranked fourth in innings caught (908.1).

**2016:** Played fifth season with Houston, spending entire season with Astros for third straight year...made fifth consecutive Opening Day roster; made fifth consecutive Opening Day start April 5 at New York-AL...missed three games while on the Paternity List May 10-12...recorded two triples April 11 and April 13, both against Kansas City...became second catcher since 2000 to record two triples within his club's first nine games of a season (J.P. Arenchibia in 2011 with Toronto)...made first career appearance at first base July 26 vs. New York-AL; his first career appearance at any position other than catcher...also played first base on July 29 and July 30, both at Detroit...finished the season first among AL catchers in triples (3), second in walks (43), fifth in on-base percentage (.309) and tied for fifth in doubles (16)...reached 100 catcher caught stealings in his career in final game September 30 at Los Angeles-AL...became one of just four catchers in Astros franchise history to reach the mark, joining Alan Ashby (251), Brad Ausmus (209) and Craig Biggio (104)...started 102 games at catcher, the fifth most in the AL...caught 22.4 percent of attempting base stealers (13-of-58)...stole two bases, tying a career-high, previously accomplished in 2013.

**2015:** Made fourth consecutive Opening Day start for Houston...placed on the 15-day disabled list with strained right quad August 29; reinstated September 17...named one of three finalists for the 2015 AL Gold Glove Award at catcher...made 102 starts at catcher with Houston going 60-42 (.588) in his starts...threw out 24-of-66 runners attempting to steal (32.3%), marking the best caught stealing percentage by a Houston catcher since Brad Ausmus threw out 40% of runners attempting to steal (30-for-75) in 2001...ranked fifth among AL catchers in caught stealing percentage, and second in fielding percentage (.999, 840 total chances, 1 error)...was AL's second-best pitch framer, behind only Tyler Flowers of

| 2017 SINGLE-GAME HIGHS            |                                |                           |                               |
|-----------------------------------|--------------------------------|---------------------------|-------------------------------|
| Hits: 4, 6/13 vs. SEA             | HR: 2, 9/12 vs. SD             | GS: --                    | SB: --                        |
| RBI: 4, 2x, last 9/12 vs. SD      |                                |                           |                               |
| Hit-Streak: 11, 5/22-6/9          |                                |                           |                               |
| CAREER SINGLE-GAME HIGHS          |                                |                           |                               |
| Hits: 4, 2x, last 6/13/17 vs. SEA | HR: 2, 4x, last 9/12/17 vs. SD | GS: 3, last 8/3/15 at TEX | SB: 1, 5x, last 6/8/16 at TEX |
| RBI: 4, 7x, last 9/12/17 vs. SD   |                                |                           |                               |
| Hit-Streak: 12, 7/31-8/14/13      |                                |                           |                               |
| WALK-OFF HITS                     |                                | MULTI-HOMER GAMES         |                               |
| 6/27/14 vs. DET (HR)              |                                | 9/28/12 at MIL            |                               |
| 7/30/15 vs. LAA (HR)              |                                | 5/25/13 vs. OAK           |                               |
| 8/23/15 vs. LAD (HR)              |                                | 8/24/13 vs. TOR           |                               |
|                                   |                                | 9/12/17 vs. SD            |                               |

the White Sox, according to Baseball Prospectus; added 12.6 runs with his framing, behind Flowers' mark of 17.5...caught first no-hitter of career on August 21 vs. Los Angeles-NL (Mike Fiers)...started at catcher in all six of Houston's postseason games, hitting .063 (1-for-16)...in the Wild Card Game at New York-AL, became first Houston catcher to catch a shutout in the postseason since Brad Ausmus in Game 5 of the 2004 NLCS vs. St. Louis...recorded first career postseason hit and RBI in Game 3 of ALDS, giving Houston the lead with a two-run single in the fifth inning.

**2014:** Made third consecutive Opening Day roster and remained with Houston for entire season...named Astros nominee for the 2014 Roberto Clemente Award...played a career-high 126 games, making a career-high 121 starts (110 at catcher, 11 at designated hitter)...ranked tied for sixth in homers (14) among AL catchers and tied for fifth in doubles (21)...threw out a career-high 21 runners attempting to steal (21-of-102, 20.6%)...saved nine runs above an average MLB catcher with his pitch framing, according to StatCorner.com...ranked 11th among all MLB catchers in Baseball Prospectus' pitch framing metric.

**2013:** Was Astros Opening Day catcher for second time in career...named AL Player of the Week, hitting .579 with three home runs, five RBI and a .636 OBP for the week of May 20-26...named AL Player of the Week again August 26 after hitting .529 with six extra-base hits (2 doubles, 1 triple, 3 homers), five RBI and a 1.913 OPS...named to AL All-Star team as reserve but did not appear...placed on the 15-day disabled list September 17 with right knee discomfort...had cyst on right knee drained September 3 and had a minor arthroscopic procedure done September 19...named Astros Team MVP by the Houston Chapter of the BBWAA...finished by setting single-season Astros records by a catcher in doubles (35), homers (18), runs scored (63), extra-base hits (54), SLG (.485), multi-hit games (33) and OPS (.835)...led AL catchers in slugging (min. 450 plate appearances) and finished second in OPS (.835), third in runs (63) and OBP (.350), tied for third in doubles (35), fourth in homers (18) and tied for sixth in hits (120)...finished second among AL catchers in WAR (4.5) behind Joe Mauer (5.4).

**2012:** Returned to game action in Astros spring training after missing 2011 with a right knee injury...made first career Opening Day start April 6 vs. Colorado...led Houston catchers with a 4.34 catcher's ERA (646.2 IP, 312 ER) in 79 games (73 starts)...caught 12 of 69 attempting base stealers on the season (17%)...named Astros 2012 Darryl Kile "Good Guy" Award as voted on by the Houston Chapter of the BBWAA.

**2011:** Missed entire season recovering from a right knee injury...sustained the injury while trying to avoid a tag at first base on March 2 against Detroit in Lakeland, FL in the club's third game of spring training...underwent surgery March 4 at Houston Methodist Hospital, which repaired a large tear of the medial meniscus and reconstructed his anterior cruciate ligament (ACL)...spent season rehabbing before returning to baseball activities in September...participated in the Astros Instructional League in October before joining the Arizona Fall League...played in 12 games for Salt River, hitting .289 (11-for-38) with one double, four RBI and a .404 on-base percentage.

**2010:** Spent most of spring training with the Astros as non-roster invitee; was youngest player invited to major league spring training...began season with Triple-A Round Rock; had contract selected June 22...recorded first major league hit in first major league plate appearance June 22 against San Francisco, singling off Tim Lincecum...also threw out two base stealers in his MLB debut.

**2009:** Played for seven different teams during the 2009 calendar year, including the 2009 spring training Astros, Single-A Lancaster, Double-A Corpus Christi Hooks, the US squad in the XM All-Star Futures Game, the US team in the IBAF World Cup, the Peoria Saguaros in the Arizona Fall League and the West squad in the AFL Rising Stars Game...began season as a non-roster invitee to Astros Spring Training; was youngest player invited to spring training at the age of 21...earned Lancaster Defensive Player of the Month for April and May...invited to play in the All-Star Futures Game held in St. Louis on July 12; hit a three-run home run in the fifth inning for the U.S. Futures off Blue Jays left-handed pitching prospect Luis Perez...following the season, was one of two catchers selected to represent the United States in the 2009 IBAF World Cup, where the US captured the gold medal after going 14-1 in pool play...after the international tournament, Castro returned to the States and was assigned to the Peoria Saguaros of the Arizona Fall League...played his final game of the season on November 5, as the starting catcher of the West squad in the Rising Stars Game of the AFL...named Houston's number one prospect and Best Defensive Catcher in system by *Baseball America*, entering 2010; named 41st best prospect in baseball by same publication.

**2008:** Spent first professional season with Single-A Tri-City...made his professional debut July 14...named Defensive Player of the Month for August...played in the Hawaiian Winter League following the season, and earned Postseason All-Star honors...named Houston's number one prospect and Best Defensive Catcher in system by *Baseball America*, entering 2009; named top prospect in New York-Penn League by same publication.

**AMATEUR CAREER:** Attended Stanford University from 2006-08...in 2008, his junior year at Stanford, hit a team-leading .376 with 14 home runs and 73 RBI en route to being named to the All Pac-10 team...helped Stanford to the College World Series in 2008 and was named the team's MVP...graduated from Stanford in the fall of 2013, after taking classes in consecutive off-seasons...received a degree in sociology with a concentration in business organizations.

**PROFESSIONAL:** Selected by Houston in the first round (10th overall) of the 2008 First-Year Player Draft; scout Joe Graham...originally selected

| CASTRO'S PLAYING RECORD |                |      |     |      |     |     |     |    |    |     |    |    |     |     |     |    |    |      |       |
|-------------------------|----------------|------|-----|------|-----|-----|-----|----|----|-----|----|----|-----|-----|-----|----|----|------|-------|
| YEAR                    | CLUB           | AVG  | G   | AB   | R   | H   | 2B  | 3B | HR | RBI | SH | SF | HBP | BB  | SO  | SB | CS | OBP  | OPS   |
| 2008                    | Tri-City       | .275 | 39  | 138  | 10  | 38  | 9   | 0  | 2  | 12  | 0  | 0  | 2   | 22  | 32  | 0  | 2  | .383 | .767  |
| 2009                    | Lancaster      | .309 | 56  | 207  | 27  | 64  | 20  | 1  | 7  | 44  | 0  | 3  | 3   | 30  | 41  | 1  | 1  | .399 | .916  |
|                         | Corpus Christi | .293 | 63  | 239  | 38  | 70  | 11  | 1  | 3  | 29  | 0  | 2  | 2   | 25  | 35  | 2  | 1  | .362 | .747  |
| 2010                    | Round Rock     | .265 | 57  | 211  | 31  | 56  | 7   | 0  | 4  | 26  | 0  | 0  | 1   | 32  | 34  | 1  | 1  | .365 | .720  |
|                         | HOUSTON        | .205 | 67  | 195  | 26  | 40  | 8   | 1  | 2  | 8   | 0  | 0  | 0   | 22  | 41  | 0  | 0  | .286 | .573  |
| 2012                    | Corpus Christi | .800 | 3   | 5    | 1   | 4   | 2   | 0  | 0  | 0   | 0  | 0  | 0   | 2   | 0   | 0  | 0  | .857 | 2.057 |
|                         | Oklahoma City  | .462 | 4   | 13   | 1   | 6   | 1   | 0  | 1  | 2   | 0  | 0  | 0   | 2   | 1   | 0  | 0  | .533 | 1.302 |
|                         | HOUSTON        | .257 | 87  | 257  | 29  | 66  | 15  | 2  | 6  | 29  | 2  | 4  | 1   | 31  | 61  | 0  | 0  | .334 | .735  |
| 2013                    | HOUSTON        | .276 | 120 | 435  | 63  | 120 | 35  | 1  | 18 | 56  | 0  | 4  | 2   | 50  | 130 | 2  | 1  | .350 | .835  |
| 2014                    | HOUSTON        | .222 | 126 | 465  | 43  | 103 | 21  | 2  | 14 | 56  | 1  | 3  | 9   | 34  | 151 | 1  | 0  | .286 | .652  |
| 2015                    | HOUSTON        | .211 | 104 | 337  | 38  | 71  | 19  | 0  | 11 | 31  | 0  | 3  | 2   | 33  | 115 | 0  | 0  | .283 | .648  |
| 2016                    | HOUSTON        | .210 | 113 | 329  | 41  | 69  | 16  | 3  | 11 | 32  | 1  | 0  | 1   | 45  | 123 | 2  | 1  | .307 | .684  |
| 2017                    | MINNESOTA      | .242 | 110 | 356  | 49  | 86  | 22  | 0  | 10 | 47  | 1  | 1  | 4   | 45  | 108 | 0  | 0  | .333 | .720  |
| Minor League Totals     |                | .293 | 222 | 813  | 108 | 238 | 50  | 2  | 17 | 113 | 0  | 5  | 8   | 113 | 143 | 4  | 5  | .382 | .804  |
| Major League Totals     |                | .234 | 727 | 2374 | 289 | 555 | 136 | 9  | 72 | 259 | 5  | 15 | 19  | 260 | 729 | 5  | 2  | .313 | .702  |

| Castro's Career Fielding Record |       |     |      |     |    |      |    |    |  |  |  |  |  |
|---------------------------------|-------|-----|------|-----|----|------|----|----|--|--|--|--|--|
| Position                        | Pct   | G   | PO   | A   | E  | TC   | DP | PB |  |  |  |  |  |
| Catcher                         | .995  | 680 | 4720 | 322 | 25 | 5067 | 40 | 60 |  |  |  |  |  |
| First Base                      | 1.000 | 3   | 7    | 1   | 0  | 8    | 0  | —  |  |  |  |  |  |
| Fielding Totals                 | .995  | 683 | 4727 | 323 | 25 | 5074 | 40 | 60 |  |  |  |  |  |

| CASTRO'S WILD CARD GAME RECORD |             |      |   |    |   |   |    |    |    |     |    |    |     |    |    |    |    |      |      |
|--------------------------------|-------------|------|---|----|---|---|----|----|----|-----|----|----|-----|----|----|----|----|------|------|
| YEAR                           | OPPONENT    | AVG  | G | AB | R | H | 2B | 3B | HR | RBI | SH | SF | HBP | BB | SO | SB | CS | OBP  | OPS  |
| 2015                           | New York-AL | .000 | 1 | 2  | 0 | 0 | 0  | 0  | 0  | 0   | 0  | 0  | 0   | 1  | 1  | 0  | 0  | .333 | .333 |

| Castro's Division Series Record |             |      |   |    |   |   |    |    |    |     |    |    |     |    |    |    |    |      |      |
|---------------------------------|-------------|------|---|----|---|---|----|----|----|-----|----|----|-----|----|----|----|----|------|------|
| Year                            | Opponent    | Avg  | G | AB | R | H | 2B | 3B | HR | RBI | SH | SF | HBP | BB | SO | SB | CS | OBP  | OPS  |
| 2015                            | Kansas City | .071 | 5 | 14 | 1 | 1 | 0  | 0  | 0  | 2   | 0  | 0  | 0   | 1  | 7  | 0  | 0  | .133 | .205 |

| Castro's All-Star Game Record |             |              |   |    |   |   |    |    |    |     |    |    |     |    |    |    |    |     |     |
|-------------------------------|-------------|--------------|---|----|---|---|----|----|----|-----|----|----|-----|----|----|----|----|-----|-----|
| Year                          | Host        | Avg          | G | AB | R | H | 2B | 3B | HR | RBI | SH | SF | HBP | BB | SO | SB | CS | OBP | OPS |
| 2013                          | New York-NL | DID NOT PLAY |   |    |   |   |    |    |    |     |    |    |     |    |    |    |    |     |     |

| Twins and Senators Franchise Records by Decade |              |           |           |
|--|--------------|-----------|-----------|
| Team(s)  | Years        | Record    | Winning % |
| Washington Senators                            | 1901-1909    | 480-833   | .366      |
| Washington Senators                            | 1910-1919    | 755-737   | .506      |
| Washington Senators                            | 1920-1929    | 792-735   | .519      |
| Washington Senators                            | 1930-1939    | 806-722   | .527      |
| Washington Senators                            | 1940-1949    | 677-858   | .441      |
| Washington Senators                            | 1950-1959    | 640-898   | .416      |
| Washington Senators/Minnesota Twins            | 1960-1969    | 862-747   | .536      |
| Minnesota Twins                                | 1970-1979    | 812-794   | .506      |
| Minnesota Twins                                | 1980-1989    | 733-833   | .468      |
| Minnesota Twins                                | 1990-1999    | 718-833   | .463      |
| Minnesota Twins                                | 2000-2009    | 863-758   | .532      |
| Minnesota Twins                                | 2010-present | 586-710   | .452      |
| TOTALS   |              | 8725-9457 | .480      |





# J.T. CHARGOIS

**HEIGHT/WEIGHT:** 6-3/200  
**BATS/THROWS:** S/R  
**BORN:** 12/3/90 in Sulphur, LA  
**AGE:** 26  
**RESIDES:** League City, TX  
**ACQUIRED:** 2nd round (72nd overall),  
 2012 First-Year Player Draft  
**M.L. SERVICE:** 83 days  
**CONTRACT STATUS:** Signed thru 2017



**RIGHT-HANDED PITCHER**

**60**

**PERSONAL:** Jon Thomas Chargois (pronounced shag-wa)...2009 graduate of Sulphur (LA) High School, where he pitched and played shortstop...earned 5A All-State honors...named First-Team All-District 3-5A pitcher...named the pitcher on 2009 All-Southwest team after posting a 1.02 ERA in 61.2 innings; also hit .393 with 12 home runs and an .827 slugging percentage...named to the Louisiana Baseball Coaches All-Star team...named to Louisiana's 5A All-Academic team; graduated summa cum laude...member of the National Honor Society, 4-H, Calcasieu Junior Leaders and student council.

## 2017:

- ✦ Missed a majority of the season suffering from right elbow impingement.
- ✦ Made two appearances for Triple-A Rochester in late April.
- ✦ Recalled September 5 and placed on 60-day disabled list; the move made room for Michael Tonkin on the 40-man roster.

**2016:** Optioned from Twins spring training to Double-A Chattanooga March 14...pitched in 11 games for the Lookouts, posting a 1.54 ERA (11.2 IP, 2 ER) with seven saves and was promoted to Triple-A Rochester May 10...pitched in 11 games for the Red Wings, posting a 0.73 ERA (12.1 IP, 1 ER) and was recalled by Minnesota July 26 (Trevor May - disabled list)...made major league debut June 11 vs. Boston, allowing five runs on three hits in 0.2 innings pitched...optioned back to Triple-A June 12 when Twins claimed Neil Ramirez off waivers...selected to play in the SiriusXM Futures Game July 10 at PETCO Park, allowing three runs on two hits and did not record an out...recalled by Minnesota August 10...posted a 2.82 ERA (22.1 IP, 7 ER) from August 11 through the end of the season (excludes his 5 runs allowed in ML Debut)...earned first major league win September 10 vs. Cleveland, pitching 1.0 scoreless inning...posted scoreless appearances in 12 of final 13 games from September 5-October 1, including nine consecutive (9.0 IP) September 5-22...combined to go 3-2, 2.45 ERA (69.2 IP, 19 ER) with 25 walks and 72 strikeouts in 64 games between Chattanooga, Rochester and Minnesota...named 11th best prospect in Twins system by *Baseball America*, entering 2017.

**2015:** Began season with Single-A Ft. Myers...15 of 16 appearances for the Miracle were scoreless, including a stretch of 14 straight (13.2 IP) April 17-May 23...promoted to Double-A Chattanooga May 26...named Florida State League All-Star but did not pitch in the game June 20 at Port St. Lucie due to promotion...allowed just one home run on the season, a solo shot by Christian Marrero July 3 vs. Birmingham while with Chattanooga...went 11-for-11 in save opportunities for the Lookouts, including saves in five straight games June 9-21...17 of final 18 appearances for Lookouts were scoreless, posting a 0.46 ERA (19.2 IP, 1 ER) from July 15 through end of season...held left-handed hitters to a .171 (13-for-76) average while right-handers hit .243 (25-for-103) at both levels combined...combined to go 2-1, 2.63 ERA (48.0 IP, 14 ER) with 15 saves, 25 walks and 53 strikeouts in 48 games at both levels...ranked eighth in the Southern League in saves (11), despite playing in only 32 games for Chattanooga...ranked second in the Twins organization in saves (15), trailing only Glen Perkins (32)...added to Twins 40-man roster November 20...ranked 15th best prospect and best fastball in Twins system by *Baseball America* entering 2016.

**2014:** Missed entire season due to injury...ranked 21st best prospect in the Twins system by *Baseball America* entering 2015.

**2013:** Missed entire season with a right forearm strain.

**2012:** Spent first professional season with Rookie Elizabethton, striking out 22 and walking five in 16.0 innings pitched...ranked 11th best Twins prospect MLB.com entering 2013.

**AMATEUR CAREER:** Pitched three seasons for Rice University from 2010-12, going 7-5, 3.63 ERA (72.0 IP, 29 ER) with 10 saves, 25 walks and 59 strikeouts in 47 career games (2 starts)...named First-Team All-Conference USA in 2012, going 4-1, 2.15 ERA (37.2 IP, 9 ER) with eight saves, 12 walks and 38 strikeouts in 25 games; led Rice and was among Conference USA leaders in saves...notable teammates during three seasons at Rice included right-handed pitcher Tyler Duffey, left-handed pitcher Tony Cingrani and infielder Anthony Rendon.

**PROFESSIONAL:** Selected by Twins in second round (72nd overall) of 2012 First-Year Player Draft; signed by scout Greg Runser.

| 2017 SINGLE-GAME HIGHS   |  |                                   |  |
|--------------------------|--|-----------------------------------|--|
| IP: --                   |  | Walks: --                         |  |
| SO: --                   |  | CG: --                            |  |
| Win-Streak: --           |  | Low-Hit: --                       |  |
| CAREER SINGLE-GAME HIGHS |  |                                   |  |
| IP: 2.2, 8/11/16 vs. HOU |  | Walks: 2, 2x, last 8/31/16 at CLE |  |
| SO: 3, 9/2/16 vs. CWS    |  | CG: --                            |  |
| Win-Streak: 1, 9/10/16   |  | Low-Hit: --                       |  |

### CHARGOIS' PITCHING RECORD

| YEAR                | CLUB                   | W-L | ERA  | G   | GS | CG | SH | SV | IP    | H  | R  | ER | HR | HB | BB | SO  | WP | K/9  | BAA  |
|---------------------|------------------------|-----|------|-----|----|----|----|----|-------|----|----|----|----|----|----|-----|----|------|------|
| 2012                | Elizabethton           | 0-0 | 1.69 | 12  | 0  | 0  | 0  | 5  | 16.0  | 10 | 4  | 3  | 0  | 0  | 5  | 22  | 1  | 12.4 | .182 |
| 2013                | DID NOT PLAY - INJURED |     |      |     |    |    |    |    |       |    |    |    |    |    |    |     |    |      |      |
| 2014                | DID NOT PLAY - INJURED |     |      |     |    |    |    |    |       |    |    |    |    |    |    |     |    |      |      |
| 2015                | Ft. Myers              | 1-0 | 2.40 | 16  | 0  | 0  | 0  | 4  | 15.0  | 12 | 8  | 4  | 0  | 0  | 5  | 19  | 2  | 11.4 | .200 |
|                     | Chattanooga            | 1-1 | 2.73 | 32  | 0  | 0  | 0  | 11 | 33.0  | 26 | 12 | 10 | 1  | 2  | 20 | 34  | 1  | 9.3  | .218 |
| 2016                | Chattanooga            | 0-0 | 1.54 | 11  | 0  | 0  | 0  | 7  | 11.2  | 8  | 3  | 2  | 1  | 0  | 5  | 14  | 0  | 10.8 | .190 |
|                     | Rochester              | 2-1 | 1.29 | 28  | 0  | 0  | 0  | 9  | 35.0  | 27 | 7  | 5  | 1  | 0  | 8  | 41  | 6  | 10.5 | .208 |
|                     | MINNESOTA              | 1-1 | 4.70 | 25  | 0  | 0  | 0  | 0  | 23.0  | 25 | 12 | 12 | 0  | 1  | 12 | 17  | 3  | 6.7  | .291 |
| 2017                | Rochester              | 0-0 | 0.00 | 2   | 0  | 0  | 0  | 1  | 2.2   | 1  | 0  | 0  | 0  | 0  | 1  | 2   | 0  | 6.8  | .125 |
| Minor League Totals |                        | 4-2 | 1.91 | 101 | 0  | 0  | 0  | 37 | 113.1 | 84 | 34 | 24 | 3  | 2  | 44 | 132 | 10 | 10.5 | .203 |
| Major League Totals |                        | 1-1 | 4.70 | 25  | 0  | 0  | 0  | 0  | 23.0  | 25 | 12 | 12 | 0  | 1  | 12 | 17  | 3  | 6.7  | .291 |

### CHARGOIS' CAREER FIELDING RECORD

| POSITION | PCT   | G  | PO | A | E | TC | DP | PB |
|----------|-------|----|----|---|---|----|----|----|
| Pitcher  | 1.000 | 25 | 0  | 1 | 0 | 1  | 0  | —  |

### MISCELLANEOUS BASEBALL TERMINOLOGY

**WHIP:** Walks and hits per innings pitched = add a pitchers walk total with his hit total and divide by the amount of innings pitched.

**QUALITY STARTS:** A starting pitcher logs at least 6.0 innings and allows three-or-fewer earned runs in an outing.

**TOTAL BASES:** Number of bases a hitter gains via hits only...single = 1, double = 2, triple = 3, home run = 4.

**AT-BAT vs. PLATE APPEARANCE:** Plate appearance refers to any time a batter completes a turn batting. (NOTE: A plate appearance cannot be logged if a preceding runner was out on the base paths for a third out or the game ends with a runner scoring from third on a wild pitch or balk). At-bat refers to any turn batting that does not result in a walk, hit by pitch, sac-fly or sac-hit (bunt).

**OPS:** A player's on-base percentage plus his slugging percentage. MLB average in 2014 was .700. Major League Baseball's leader was Detroit's Victor Martinez with .974.

**CLOSE AND LATE:** A situation in which the game is in the seventh inning-or-later and the team batting is either leading by one run, tied, or has the potential tying run on base, at-bat, or on deck.

**TIMES ON BASE:** Includes the total number of times a hitter reaches base as result of a hit, walk, or hit by pitch...does not include times a hitter reaches via error or fielder's choice.

**CATCHER'S ERA:** The earned run average of a team's pitchers with a particular catcher behind the plate. To compute, multiply nine by the earned runs allowed by the pitchers for that specific catcher, then divide that figure by his innings caught.

**HOLD:** Credited to a relief pitcher who enters a game in a save situation, records at least one out and leaves the game never having surrendered the lead. NOTE: A pitcher cannot finish a game and earn a hold.



# BARTOLO COLÓN

**HEIGHT/WEIGHT:** 5-11/280

**BATS/THROWS:** R/R

**BORN:** 5/24/1973 in Puerto Plata, DR

**AGE:** 44

**ACQUIRED:** Signed as a free agent, 7/7/17

**M.L. SERVICE:** 18 years, 155 days

**CONTRACT STATUS:** Signed thru 2017



**RIGHT-HANDED PITCHER**

**40**



**2005**



**1998, 2005, '13, '16**

**PERSONAL:** Bartolo Colón...born in Puerto Plata, DR...became a United States citizen on September 27, 2014...nicknamed "Big Sexy" by former Mets teammate Noah Syndergaard.

## 2017:

- Signed with the Atlanta Braves prior to the season and went 2-8, 8.14 ERA (63.0 IP, 57 ER) in 13 starts for the Braves.
- Made 500th career start in first start of season April 5 at New York-NL.
- Released by the Braves on July 4 and signed with Minnesota on July 7.
- Made Twins debut and first career start at Target Field July 18 vs. New York-AL, allowing four runs on eight hits in 4.0 innings pitched; it marked the 45th ballpark he has pitched in during his career.
- Became the second-oldest pitcher in Twins history and the oldest since Jesse Orosco in 2003 (46); became the oldest Twin to start a game since Joe Niekro (43 in 1988); became the sixth 40-plus-year-old pitcher in Twins history, joining Orosco (46 in 2003), Niekro (42-43 from 1987-88), Steve Carlton (43 in 1988), Terry Mulholland (41-42 from 2004-05) and Al Worthington (40 in 1969).
- Won first career game at Target Field August 4 vs. Texas, pitching his 37th career complete game, marking the 40th different venue with a win for his career; only three other pitchers in the modern era had recorded a win at 40-or-more stadiums: Randy Johnson (43), Jamie Moyer (42) and Pedro Martinez (40); the all-time record holder is Tim Lincecum, who won 342 games at 47 different stadiums from 1880-1893.
- Won a game with his 10th organization, one behind LaTroy Hawkins, Mike Morgan and Ron Villone who won with 11 different organizations; others with 10 included Octavio Dotel, Alan Embree, Edwin Jackson, Julian Tavarez, Rick White and Jamey Wright.
- With a complete game at age 44, became the oldest pitcher to throw a complete game and earn the win since Jamie Moyer, 47, for the Phillies on June 5, 2010 vs. San Diego; the oldest in the AL since Nolan Ryan, 45, for the Rangers on July 4, 1992 vs. New York-AL; the oldest in Twins franchise history besting Connie Marrero, 43, for the Senators in 1954.
- Earned the win August 2 vs. Arizona, allowing four runs on seven hits in 6.0 innings pitched; it marked the 30th team he had defeated; was just the 18th pitcher to have beaten all 30 teams and third among active pitchers, joining John Lackey (Chicago-NL) and Max Scherzer (Washington).
- Made the start September 15 vs. Toronto as the Twins celebrated "Big Sexy Night" at Target Field; fans that purchased a special ticket package got a "Big Sexy" T-shirt.
- Made final start October 1 vs. Detroit, earning his 240th career win with 6.1 innings of one-run, three-hit baseball.
- Went 4-6, 5.50 ERA (73.2 IP, 45 ER) with 14 walks and 43 strikeouts in 14 starts for the Twins.

**2016:** Re-signed with the Mets and went 15-8, 3.43 ERA (191.2 IP, 73 ER) in 34 appearances (33 starts)...selected to his fourth All-Star team...connected on his first career home run on May 7 at San Diego (off James Shields)...became the oldest player (42 years, 349 days) to hit his first major league home run.

**2015:** Went 14-13, 4.16 ERA (194.2 IP, 90 ER) in 33 appearances (31 starts) for the Mets...set a franchise record by tossing 48.2 consecutive innings without allowing a walk from April 12-May 20...had a career-high scoreless streak of 31.0 innings from August 26-September 10...the streak was tied for the third-longest in franchise history and was the longest within one season in major league history by a pitcher age 42 or older, breaking the mark of 27.0 innings which had been shared by Hall of Famers Cy Young (1909) and Warren Spahn (1963)...was the winning pitcher in Game 4 of the NLCS at Chicago-NL with 1.1 scoreless innings...at 42 years, 150 days old, he became the fourth oldest pitcher to win a postseason game...his 14 years, 12 days between playoff wins is the longest for any pitcher in major league history.

**2014:** Signed as a free agent with the New York Mets prior to the season...was 15-13, 4.09 ERA (202.1 IP, 92 ER) in 31 starts...notched his 200th career win on April 8 at the Phillies, and his 2,000th career strikeout on May 28 vs. Pittsburgh.

**2013:** Re-signed with the Athletics and finished the season with a career-low 2.65 ERA (190.1 IP, 56 ER) in 30 starts... named to his third All-Star team...ranked second in the American League in wins (18) and ERA and was third in the majors in winning percentage (.750)...since he earned run became an official stat (1912 in National League, 1913 in American League), his 2.65 ERA was eighth lowest by a 40-year-old major leaguer...



**2005**



**1998, 2005, '13, '16**

## 2017 SINGLE-GAME HIGHS

|                                 |                     |
|---------------------------------|---------------------|
| IP: 9.0, 8/4 vs. TEX            | BB: 4, 8/15 vs. CLE |
| SO: 8, 8/31 vs. CWS             | CG: 1, 8/4 vs. TEX  |
| Win-Streak: 2, 2x, last 8/20-25 | Low-Hit: - -        |

## CAREER SINGLE-GAME HIGHS

|                                      |                                 |
|--------------------------------------|---------------------------------|
| IP: 9.1, 8/30/05 vs. OAK             | BB: 7, 2x, last 6/28/03 vs. CHC |
| SO: 14, 5/29/98 at TOR               | CG: 37, last 8/4/17 vs. TEX     |
| Win-Streak: 8, 2x, last 5/20-6/28/13 | Low-Hit: 1, 9/18/00 at NYY      |

**PROFESSIONAL:** Signed by the Cleveland Indians as an amateur free agent on June 26, 1993.

| COLÓN'S BATTING RECORD |      |     |    |    |    |    |    |     |    |    |     |    |     |    |      |      |
|------------------------|------|-----|----|----|----|----|----|-----|----|----|-----|----|-----|----|------|------|
| BATTING                | AVG  | AB  | R  | H  | 2B | 3B | HR | RBI | SH | SF | HBP | BB | SO  | SB | OBP  | OPS  |
| Career                 | .085 | 295 | 11 | 25 | 4  | 0  | 1  | 11  | 22 | 2  | 2   | 1  | 163 | 0  | .093 | .202 |

| COLON'S PITCHING RECORD        |                  |         |      |     |     |    |    |        |        |      |      |      |     |     |      |      |     |      |      |  |
|--------------------------------|------------------|---------|------|-----|-----|----|----|--------|--------|------|------|------|-----|-----|------|------|-----|------|------|--|
| YEAR                           | CLUB             | W-L     | ERA  | G   | GS  | CG | SH | SV     | IP     | H    | R    | ER   | HR  | HB  | BB   | SO   | WP  | K/9  | BAA  |  |
| 1994                           | Burlington       | 7-4     | 3.14 | 12  | 12  | 0  | 0  | 0      | 66.0   | 46   | 32   | 23   | 3   | 4   | 44   | 84   | 6   | 11.5 | --   |  |
| 1995                           | Kinston          | 13-3    | 1.96 | 21  | 21  | 0  | 0  | 0      | 128.2  | 91   | 31   | 28   | 8   | 0   | 39   | 152  | 4   | 10.6 | --   |  |
| 1996                           | Canton-Akron     | 2-2     | 1.74 | 13  | 12  | 0  | 0  | 0      | 62.0   | 44   | 17   | 12   | 2   | 2   | 25   | 56   | 3   | 8.1  | --   |  |
|                                | Buffalo          | 0-0     | 6.00 | 8   | 0   | 0  | 0  | 0      | 15.0   | 16   | 10   | 10   | 2   | 0   | 8    | 19   | 2   | 11.4 | --   |  |
| 1997                           | CLEVELAND        | 4-7     | 5.65 | 19  | 17  | 1  | 0  | 0      | 94.0   | 107  | 66   | 59   | 12  | 3   | 45   | 66   | 5   | 6.3  | .286 |  |
|                                | Buffalo          | 7-1     | 2.22 | 10  | 10  | 1  | 1  | 0      | 56.2   | 45   | 15   | 14   | 4   | 0   | 23   | 54   | 1   | 8.6  | --   |  |
| 1998                           | CLEVELAND        | 14-9    | 3.71 | 31  | 31  | 6  | 2  | 0      | 204.0  | 205  | 91   | 84   | 15  | 3   | 79   | 158  | 4   | 7.0  | .260 |  |
| 1999                           | CLEVELAND        | 18-5    | 3.95 | 32  | 32  | 1  | 1  | 0      | 205.0  | 185  | 97   | 90   | 24  | 7   | 76   | 161  | 4   | 7.1  | .242 |  |
| 2000                           | CLEVELAND        | 15-8    | 3.88 | 30  | 30  | 2  | 1  | 0      | 188.0  | 163  | 86   | 81   | 21  | 4   | 98   | 212  | 4   | 10.1 | .233 |  |
|                                | Buffalo          | 1-0     | 1.80 | 1   | 1   | 0  | 0  | 0      | 5.0    | 6    | 1    | 1    | 0   | 0   | 0    | 4    | 0   | 7.2  | --   |  |
| 2001                           | CLEVELAND        | 14-12   | 4.09 | 34  | 34  | 1  | 0  | 0      | 222.1  | 220  | 106  | 101  | 26  | 2   | 90   | 201  | 4   | 8.1  | .261 |  |
| 2002                           | MONTREAL         | 10-4    | 3.31 | 17  | 17  | 4  | 1  | 0      | 117.0  | 115  | 48   | 43   | 9   | 0   | 39   | 74   | 1   | 5.7  | .259 |  |
|                                | CLEVELAND        | 10-4    | 2.55 | 16  | 16  | 4  | 2  | 0      | 116.1  | 104  | 37   | 33   | 11  | 2   | 31   | 75   | 3   | 5.8  | .245 |  |
| 2003                           | CHICAGO-AL       | 15-13   | 3.87 | 34  | 34  | 9  | 0  | 0      | 242.0  | 223  | 107  | 104  | 30  | 5   | 67   | 173  | 8   | 6.4  | .248 |  |
| 2004                           | LOS ANGELES-AL   | 18-12   | 5.01 | 34  | 34  | 0  | 0  | 0      | 208.1  | 215  | 122  | 116  | 38  | 3   | 71   | 158  | 1   | 6.8  | .265 |  |
| 2005                           | LOS-ANGELES-AL   | 21-8    | 3.48 | 33  | 33  | 2  | 0  | 0      | 222.2  | 215  | 93   | 86   | 26  | 3   | 43   | 157  | 2   | 6.3  | .254 |  |
| 2006                           | LOS-ANGELES-AL   | 1-5     | 5.11 | 10  | 10  | 1  | 1  | 0      | 56.1   | 71   | 39   | 32   | 11  | 3   | 11   | 31   | 1   | 5.0  | .306 |  |
|                                | Salt Lake        | 0-1     | 6.17 | 2   | 2   | 0  | 0  | 0      | 11.2   | 14   | 8    | 8    | 4   | 1   | 2    | 3    | 0   | 2.3  | --   |  |
|                                | Rancho Cucamonga | 0-0     | 0.00 | 1   | 1   | 0  | 0  | 0      | 4.0    | 2    | 0    | 0    | 0   | 0   | 1    | 3    | 0   | 6.8  | --   |  |
| 2007                           | LOS-ANGELES-AL   | 6-8     | 6.34 | 19  | 18  | 0  | 0  | 0      | 99.1   | 132  | 74   | 70   | 15  | 5   | 29   | 76   | 1   | 6.9  | .320 |  |
|                                | Salt Lake        | 2-0     | 2.40 | 3   | 3   | 0  | 0  | 0      | 15.0   | 12   | 4    | 4    | 0   | 0   | 3    | 8    | 0   | 4.8  | --   |  |
|                                | Rancho Cucamonga | 1-0     | 1.86 | 2   | 2   | 0  | 0  | 0      | 9.2    | 6    | 2    | 2    | 0   | 0   | 1    | 10   | 0   | 9.3  | --   |  |
| 2008                           | BOSTON           | 4-2     | 3.92 | 7   | 7   | 0  | 0  | 0      | 39.0   | 44   | 23   | 17   | 5   | 2   | 10   | 27   | 0   | 6.2  | .282 |  |
|                                | Pawtucket        | 3-1     | 2.27 | 9   | 9   | 0  | 0  | 0      | 31.2   | 23   | 9    | 8    | 2   | 0   | 6    | 21   | 0   | 6.0  | --   |  |
| 2009                           | CHICAGO-AL       | 3-6     | 4.19 | 12  | 12  | 0  | 0  | 0      | 62.1   | 69   | 42   | 29   | 13  | 2   | 21   | 38   | 1   | 5.5  | .280 |  |
|                                | Charlotte        | 1-1     | 3.75 | 2   | 2   | 0  | 0  | 0      | 12.0   | 10   | 5    | 5    | 2   | 0   | 4    | 1    | 1   | 0.8  | --   |  |
|                                | Kannapolis       | 0-1     | 2.57 | 1   | 1   | 0  | 0  | 0      | 7.0    | 7    | 2    | 2    | 0   | 0   | 1    | 8    | 0   | 10.3 | --   |  |
| 2011                           | NEW YORK-AL      | 8-10    | 4.00 | 29  | 26  | 1  | 1  | 0      | 164.1  | 172  | 85   | 73   | 21  | 3   | 40   | 135  | 0   | 7.4  | .267 |  |
| 2012                           | OAKLAND          | 10-9    | 3.43 | 24  | 24  | 0  | 0  | 0      | 152.1  | 161  | 62   | 58   | 17  | 1   | 23   | 91   | 0   | 5.4  | .266 |  |
| 2013                           | OAKLAND          | 18-6    | 2.65 | 30  | 30  | 3  | 3  | 0      | 190.1  | 193  | 60   | 56   | 14  | 0   | 29   | 117  | 1   | 5.5  | .264 |  |
| 2014                           | NEW YORK-NL      | 15-13   | 4.09 | 31  | 31  | 0  | 0  | 0      | 202.1  | 218  | 97   | 92   | 22  | 5   | 30   | 151  | 2   | 6.7  | .273 |  |
| 2015                           | NEW YORK-NL      | 14-13   | 4.16 | 33  | 31  | 1  | 1  | 0      | 194.2  | 217  | 94   | 90   | 25  | 4   | 24   | 136  | 0   | 6.3  | .281 |  |
| 2016                           | NEW YORK-NL      | 15-8    | 3.43 | 34  | 33  | 0  | 0  | 0      | 191.2  | 200  | 81   | 73   | 24  | 3   | 32   | 128  | 0   | 6    | .268 |  |
| 2017                           | ATLANTA          | 2-8     | 8.14 | 13  | 13  | 0  | 0  | 0      | 63.0   | 92   | 66   | 57   | 11  | 1   | 20   | 42   | 1   | 6    | .338 |  |
|                                | Rochester        | 0-1     | 9.82 | 1   | 1   | 0  | 0  | 0      | 3.2    | 4    | 4    | 4    | 1   | 0   | 2    | 5    | 0   | 12.3 | .267 |  |
|                                | MINNESOTA        | 5-6     | 5.18 | 15  | 15  | 1  | 0  | 0      | 80.0   | 100  | 46   | 46   | 17  | 0   | 15   | 47   | 0   | 5.3  | .302 |  |
| Minor League Totals            |                  | 37-15   | 2.48 | 86  | 77  | 1  | 1  | 0      | 428.0  | 326  | 140  | 121  | 28  | 7   | 159  | 428  | 17  | 9.0  | .206 |  |
| National League Totals         |                  | 56-46   | 4.16 | 128 | 125 | 5  | 2  | 0      | 768.2  | 824  | 386  | 355  | 91  | 13  | 145  | 531  | 4   | 6.2  | .278 |  |
| American League Totals 184-130 |                  | 4.01    | 409  | 403 | 32  | 11 | 0  | 2546.2 | 2579   | 1236 | 1135 | 316  | 48  | 778 | 1923 | 39   | 4.1 | .263 |      |  |
| Major League Totals            |                  | 240-176 | 4.04 | 537 | 528 | 37 | 13 | 0      | 3315.1 | 3421 | 1622 | 1490 | 407 | 61  | 923  | 2454 | 43  | 6.7  | .266 |  |

| COLÓN'S DIVISION SERIES RECORD |                |     |      |    |    |    |    |    |      |    |    |    |    |    |    |    |    |      |      |  |
|--------------------------------|----------------|-----|------|----|----|----|----|----|------|----|----|----|----|----|----|----|----|------|------|--|
| YEAR                           | OPPONENT       | W-L | ERA  | G  | GS | CG | SH | SV | IP   | H  | R  | ER | HR | HB | BB | SO | WP | K/9  | BAA  |  |
| 1998                           | Boston         | 0-0 | 1.59 | 1  | 1  | 0  | 0  | 0  | 5.2  | 5  | 1  | 1  | 1  | 0  | 3  | 3  | 0  | 4.8  | .250 |  |
| 1999                           | Boston         | 0-1 | 9.00 | 2  | 2  | 0  | 0  | 0  | 9.0  | 11 | 9  | 9  | 3  | 0  | 4  | 12 | 0  | 12.0 | .306 |  |
| 2001                           | Seattle        | 1-1 | 1.84 | 2  | 2  | 0  | 0  | 0  | 14.2 | 12 | 3  | 3  | 0  | 0  | 6  | 13 | 0  | 8.0  | .231 |  |
| 2004                           | Boston         | 0-0 | 4.50 | 1  | 1  | 0  | 0  | 0  | 6.0  | 7  | 3  | 3  | 1  | 0  | 3  | 3  | 0  | 4.5  | .304 |  |
| 2005                           | New York-AL    | 0-1 | 4.50 | 2  | 2  | 0  | 0  | 0  | 8.0  | 10 | 4  | 4  | 0  | 1  | 2  | 7  | 0  | 7.9  | .313 |  |
| 2013                           | Detroit        | 0-1 | 4.50 | 1  | 1  | 0  | 0  | 0  | 6.0  | 10 | 3  | 3  | 0  | 1  | 0  | 4  | 0  | 6.0  | .400 |  |
| 2015                           | Los Angeles-NL | 0-0 | 4.50 | 3  | 0  | 0  | 0  | 0  | 4.0  | 3  | 2  | 2  | 1  | 0  | 0  | 5  | 0  | 11.3 | .214 |  |
| TOTALS                         |                | 1-4 | 4.22 | 12 | 9  | 0  | 0  | 0  | 53.1 | 58 | 25 | 25 | 6  | 2  | 18 | 47 | 0  | 7.9  | .287 |  |

| COLÓN'S LEAGUE CHAMPIONSHIP SERIES RECORD |             |     |      |   |    |    |    |    |      |   |   |    |    |    |    |    |    |     |      |
|---|-------------|-----|------|---|----|----|----|----|------|---|---|----|----|----|----|----|----|-----|------|
| YEAR                                      | OPPONENT    | W-L | ERA  | G | GS | CG | SH | SV | IP   | H | R | ER | HR | HB | BB | SO | WP | K/9 | BAA  |
| 1998                                      | New York-AL | 1-0 | 1.00 | 1 | 1  | 1  | 0  | 0  | 9.0  | 4 | 1 | 1  | 0  | 0  | 4  | 3  | 0  | 3.0 | .148 |
| 2015                                      | Chicago-NL  | 1-0 | 0.00 | 1 | 0  | 0  | 0  | 0  | 1.1  | 0 | 0 | 0  | 0  | 0  | 1  | 1  | 0  | 6.8 | .000 |
| TOTALS                                    |             | 2-0 | 0.87 | 2 | 1  | 1  | 0  | 0  | 10.1 | 4 | 1 | 1  | 0  | 0  | 5  | 4  | 0  | 3.5 | .129 |

| COLÓN'S WORLD SERIES RECORD |             |     |      |   |    |    |    |    |     |   |   |    |    |    |    |    |    |     |      |  |
|-----------------------------|-------------|-----|------|---|----|----|----|----|-----|---|---|----|----|----|----|----|----|-----|------|--|
| YEAR                        | OPPONENT    | W-L | ERA  | G | GS | CG | SH | SV | IP  | H | R | ER | HR | HB | BB | SO | WP | K/9 | BAA  |  |
| 2015                        | Kansas City | 0-1 | 0.00 | 3 | 0  | 0  | 0  | 0  | 3.1 | 4 | 1 | 0  | 0  | 0  | 3  | 1  | 0  | 2.7 | .308 |  |



| COLON'S GAME LOGS |      |   |    |    |     |     |      |    |    |       |     |     |     |    |    |     |    |    |      |      |
|-------------------|------|---|----|----|-----|-----|------|----|----|-------|-----|-----|-----|----|----|-----|----|----|------|------|
| DATE              | OPP  | W | L  | SV | SVO | HLD | ERA  | GS | CG | IP    | H   | R   | ER  | HR | BB | IBB | HB | SO | AVG  | #PIT |
| 4/5               | @NYM | 0 | 0  | 0  | 0   | 0   | 1.50 | 1  | 0  | 6.0   | 2   | 1   | 1   | 1  | 1  | 0   | 0  | 6  | .100 | 80   |
| 4/11              | @Mia | 0 | 1  | 0  | 0   | 0   | 6.30 | 1  | 0  | 4.0   | 7   | 6   | 6   | 1  | 2  | 0   | 0  | 2  | .250 | 75   |
| 4/16              | SD   | 1 | 0  | 0  | 0   | 0   | 4.24 | 1  | 0  | 7.0   | 1   | 1   | 1   | 1  | 1  | 0   | 0  | 6  | .175 | 85   |
| 4/21              | @Phi | 0 | 1  | 0  | 0   | 0   | 4.50 | 1  | 0  | 7.0   | 11  | 4   | 4   | 0  | 1  | 0   | 0  | 4  | .241 | 101  |
| 4/28              | @Mil | 0 | 0  | 0  | 0   | 0   | 5.59 | 1  | 0  | 5.0   | 10  | 6   | 6   | 2  | 2  | 0   | 0  | 5  | .282 | 91   |
| APRIL             |      | 1 | 2  | 0  | 0   | 0   | 5.59 | 5  | 0  | 29.0  | 31  | 18  | 18  | 5  | 7  | 0   | 0  | 23 | .282 | 432  |
| 5/3               | NYM  | 0 | 1  | 0  | 0   | 0   | 6.27 | 1  | 0  | 4.0   | 7   | 5   | 5   | 0  | 2  | 0   | 1  | 0  | .299 | 69   |
| 5/9               | @Hou | 0 | 1  | 0  | 0   | 0   | 7.22 | 1  | 0  | 5.2   | 8   | 8   | 8   | 3  | 0  | 0   | 0  | 3  | .301 | 92   |
| 5/15              | @Tor | 1 | 0  | 0  | 0   | 0   | 6.80 | 1  | 0  | 5.0   | 7   | 3   | 2   | 0  | 2  | 0   | 0  | 1  | .303 | 81   |
| 5/20              | Was  | 0 | 0  | 0  | 0   | 0   | 6.38 | 1  | 0  | 4.1   | 7   | 2   | 1   | 0  | 0  | 0   | 0  | 6  | .308 | 97   |
| 5/25              | Pit  | 0 | 1  | 0  | 0   | 0   | 6.96 | 1  | 0  | 5.0   | 10  | 7   | 7   | 1  | 3  | 0   | 0  | 1  | .321 | 96   |
| 5/30              | @LAA | 0 | 1  | 0  | 0   | 0   | 6.99 | 1  | 0  | 2.1   | 7   | 9   | 2   | 1  | 1  | 0   | 0  | 2  | .325 | 66   |
| MAY               |      | 1 | 4  | 0  | 0   | 0   | 8.54 | 6  | 0  | 26.1  | 46  | 34  | 25  | 5  | 8  | 0   | 1  | 13 | .362 | 501  |
| 6/5               | Phi  | 0 | 1  | 0  | 0   | 0   | 7.78 | 1  | 0  | 3.2   | 7   | 8   | 8   | 1  | 2  | 0   | 0  | 4  | .332 | 85   |
| 6/28              | @SD  | 0 | 1  | 0  | 0   | 0   | 8.14 | 1  | 0  | 4.0   | 8   | 6   | 6   | 0  | 3  | 0   | 0  | 2  | .338 | 80   |
| WITH ATL          |      | 2 | 8  | 0  | 0   | 0   | 8.14 | 13 | 0  | 63.0  | 92  | 66  | 57  | 11 | 20 | 0   | 1  | 42 | .338 | 1098 |
| 7/18              | NYN  | 0 | 1  | 0  | 0   | 0   | 8.19 | 1  | 0  | 4.0   | 8   | 4   | 4   | 0  | 0  | 0   | 0  | 3  | .342 | 82   |
| 7/24              | @LAD | 0 | 0  | 0  | 0   | 0   | 8.00 | 1  | 0  | 5.0   | 8   | 3   | 3   | 2  | 0  | 0   | 0  | 2  | .346 | 64   |
| 7/30              | @Oak | 0 | 0  | 0  | 0   | 0   | 7.70 | 1  | 0  | 6.1   | 8   | 3   | 3   | 1  | 1  | 0   | 0  | 1  | .343 | 95   |
| JULY              |      | 0 | 1  | 0  | 0   | 0   | 5.87 | 3  | 0  | 15.1  | 24  | 10  | 10  | 3  | 1  | 0   | 0  | 6  | .364 | 241  |
| 8/4               | Tex  | 1 | 0  | 0  | 0   | 0   | 7.32 | 1  | 1  | 9.0   | 9   | 4   | 4   | 1  | 1  | 0   | 0  | 5  | .335 | 106  |
| 8/9               | @Mil | 1 | 0  | 0  | 0   | 0   | 6.77 | 1  | 0  | 7.0   | 5   | 0   | 0   | 0  | 1  | 0   | 0  | 5  | .327 | 101  |
| 8/15              | Cle  | 0 | 1  | 0  | 0   | 0   | 6.70 | 1  | 0  | 5.0   | 7   | 3   | 3   | 3  | 4  | 0   | 0  | 3  | .327 | 94   |
| 8/20              | Ari  | 1 | 0  | 0  | 0   | 0   | 6.66 | 1  | 0  | 6.0   | 7   | 4   | 4   | 3  | 2  | 0   | 0  | 6  | .325 | 91   |
| 8/25              | @Tor | 1 | 0  | 0  | 0   | 0   | 6.35 | 1  | 0  | 6.2   | 9   | 1   | 1   | 1  | 1  | 0   | 0  | 0  | .324 | 96   |
| 8/31              | CWS  | 0 | 0  | 0  | 0   | 0   | 6.25 | 1  | 0  | 6.0   | 10  | 3   | 3   | 0  | 0  | 0   | 0  | 8  | .327 | 92   |
| AUGUST            |      | 4 | 1  | 0  | 0   | 0   | 3.40 | 6  | 1  | 39.2  | 47  | 15  | 15  | 8  | 9  | 0   | 0  | 27 | .292 | 580  |
| 9/5               | @TB  | 0 | 1  | 0  | 0   | 0   | 6.06 | 1  | 0  | 6.2   | 5   | 2   | 2   | 1  | 1  | 0   | 0  | 5  | .320 | 85   |
| 9/10              | @KC  | 0 | 1  | 0  | 0   | 0   | 6.41 | 1  | 0  | 1.2   | 6   | 6   | 6   | 0  | 0  | 0   | 0  | 0  | .325 | 32   |
| 9/15              | Tor  | 0 | 1  | 0  | 0   | 0   | 6.39 | 1  | 0  | 6.0   | 5   | 4   | 4   | 2  | 2  | 0   | 0  | 1  | .320 | 86   |
| 9/20              | @NYN | 0 | 1  | 0  | 0   | 0   | 6.63 | 1  | 0  | 3.1   | 7   | 6   | 6   | 2  | 1  | 0   | 0  | 3  | .323 | 63   |
| 9/26              | @Cle | 0 | 0  | 0  | 0   | 0   | 6.72 | 1  | 0  | 1.0   | 3   | 2   | 2   | 0  | 0  | 0   | 0  | 1  | .325 | 18   |
| 10/1              | Det  | 1 | 0  | 0  | 0   | 0   | 6.48 | 1  | 0  | 6.1   | 3   | 1   | 1   | 1  | 1  | 0   | 0  | 4  | .318 | 83   |
| SEPT/OCT          |      | 1 | 4  | 0  | 0   | 0   | 7.56 | 6  | 0  | 25.0  | 29  | 21  | 21  | 6  | 5  | 0   | 0  | 14 | .279 | 367  |
| Totals            |      | 7 | 14 | 0  | 0   | 0   | 6.48 | 28 | 1  | 143.0 | 192 | 112 | 103 | 28 | 35 | 0   | 1  | 89 | .318 | 2286 |

### ROBERTO CLEMENTE AWARD

Since 1971, Major League Baseball has annually presented an award that recognizes a player who best exemplifies the game of baseball through sportsmanship, community involvement and positive contributions to his team.

In 1973, following the tragic death of Roberto Clemente, the award was named to honor the man whose spirit and goodwill will always be remembered. The 12-time All-Star and Hall of Famer was killed in a plane crash in 1972 delivering food and medical supplies to earthquake victims in Nicaragua. The award recognizes those individuals who truly understand the value of helping others.

A panel of baseball dignitaries, including Vera Clemente and the Commissioner, annually selects the winner from a list of 30 candidates, one from each Major League Baseball Club. The winner of the national Roberto Clemente Award is announced during a pre-game ceremony at the World Series. Past winners include Jamie Moyer, Jim Thome, Rod Carew (Twins - 1977), Dave Winfield (Twins - 1994), Kirby Puckett (Twins - 1996), Curt Schilling, Al Leiter, Tony Gwynn, Willie Mays, Ozzie Smith, Derek Jeter, Albert Pujols, John Smoltz, Cal Ripken, Jr. and Andrew McCutchen.

The 2017 Minnesota Twins Roberto Clemente Award nominee was Joe Mauer.



# JOHN CURTISS

**HEIGHT/WEIGHT:** 6-4/210  
**BATS/THROWS:** R/R  
**BORN:** 4/5/1993 in Dallas, TX  
**AGE:** 24  
**RESIDES:** Southlake, TX  
**ACQUIRED:** 6th round, 2014 First-Year Player Draft  
**M.L. SERVICE:** 39 days  
**CONTRACT STATUS:** Signed thru 2017



**RIGHT-HANDED PITCHER**

**27**

@JOHNCURTISS43

**PERSONAL:** John Pickens Curtiss...Made 23 appearances (1 start) for the University of Texas as a redshirt sophomore in 2014, going 2-3 with nine saves, a 2.28 ERA (43.1 IP, 11 ER), 33 strikeouts and 15 walks as the Longhorn closer...underwent "Tommy John" surgery in the summer of 2012 and sat out the entire 2013 season...in 56 career appearances (5 starts) with Texas he went 4-6 with 11 saves, a 3.01 ERA (107.2 IP, 36 ER), 81 strikeouts and 40 walks...was originally selected by the Rockies in the 30th round of the 2011 Draft...was a double-major (History and English), and was named to the Capital One Academic All-America First-Team (named by CoSIDA) in 2014 as well as named to the Big 12 Commissioner's Honor Roll...lettered twice at Southlake (TX) High School...was team captain his senior year...won the Team Hustle Award as a junior...was a USA Today Second-Team All-American as a senior...also a Rawlings Preseason Second-Team All-American...compiled a 9-0 record through 72.2 innings pitched with a 0.96 ERA and 101 strikeouts as a senior...also played for Logan Stout and the Dallas Patriots in the AABC Summer League.

## 2017:

- Began the season with Double-A Chattanooga and went 2-0, 0.72 ERA (25.0 IP, 2 ER) with 35 strikeouts and 13 saves before promotion to Triple-A Rochester on June 23.
- Named Twins minor league Player of the Week May 27, pitching 3.0 scoreless innings with one hit, one walk, six strikeouts and three saves in three games.
- Appeared in 18 games for the Red Wings with a 1.85 ERA (24.1 IP, 5 ER); contract selected by the Twins on August 23.
- Made major league debut on August 25 at Toronto, striking out Steve Pearce in a perfect ninth inning as the Twins won 6-1.

**2016:** Began the season with Single-A Cedar Rapids...made six appearances, tossing 8.0 scoreless innings and going 2-for-2 in save opportunities before being transferred to Single-A Ft. Myers...made 23 second-half relief appearances for the Miracle, posting a 1.80 ERA (30.0 IP, 6 ER) in that span.

**2015:** Began the season with Single-A Cedar Rapids in the starting rotation, making seven starts...placed on the disabled list May 26 with a concussion...went on rehab assignment with the GCL Twins and made five relief appearances...reinstated from the disabled list August 5 and moved to the Kernels bullpen for the remainder of the season.

**2014:** Spent first professional season with Rookie Elizabethton...made three straight relief appearances and ended the season making six straight starts.

**PROFESSIONAL:** Selected by the Twins in the 6th round of the 2014 First-Year Player Draft...signed by scout Marty Esposito.

## CURTISS' PITCHING RECORD

| YEAR | CLUB                | W-L | ERA  | G   | GS | CG | SH | SV | IP    | H   | R  | ER | HR | HB | BB | SO  | WP | K/9  | BAA  |
|------|---------------------|-----|------|-----|----|----|----|----|-------|-----|----|----|----|----|----|-----|----|------|------|
| 2014 | Elizabethton        | 2-1 | 2.30 | 9   | 6  | 0  | 0  | 0  | 31.1  | 33  | 8  | 8  | 1  | 0  | 7  | 41  | 3  | 11.8 | .273 |
| 2015 | GCL Twins           | 1-0 | 1.13 | 5   | 0  | 0  | 0  | 0  | 8.0   | 7   | 2  | 1  | 0  | 1  | 4  | 7   | 1  | 7.9  | .233 |
|      | Cedar Rapids        | 3-3 | 6.07 | 16  | 7  | 0  | 0  | 2  | 46.0  | 62  | 33 | 31 | 10 | 3  | 10 | 44  | 3  | 8.6  | .323 |
| 2016 | Cedar Rapids        | 0-0 | 0.00 | 6   | 0  | 0  | 0  | 2  | 8.0   | 2   | 0  | 0  | 0  | 1  | 2  | 17  | 2  | 19.1 | .077 |
|      | Ft. Myers           | 0-2 | 3.06 | 38  | 0  | 0  | 0  | 3  | 53.0  | 42  | 20 | 18 | 0  | 2  | 23 | 68  | 5  | 11.5 | .220 |
| 2017 | Chattanooga         | 2-0 | 0.72 | 21  | 0  | 0  | 0  | 13 | 25.0  | 12  | 3  | 2  | 0  | 0  | 12 | 35  | 3  | 12.6 | .140 |
|      | Rochester           | 0-0 | 1.85 | 18  | 0  | 0  | 0  | 6  | 24.1  | 11  | 5  | 5  | 0  | 0  | 10 | 33  | 3  | 12.2 | .131 |
|      | MINNESOTA           | 0-0 | 8.31 | 9   | 0  | 0  | 0  | 0  | 8.2   | 9   | 8  | 8  | 2  | 1  | 2  | 10  | 2  | 10.4 | .257 |
|      | Minor League Totals | 8-6 | 2.99 | 113 | 13 | 0  | 0  | 26 | 195.2 | 169 | 71 | 65 | 11 | 7  | 68 | 245 | 20 | 11.3 | .232 |
|      | Major League Totals | 0-0 | 8.31 | 9   | 0  | 0  | 0  | 0  | 8.2   | 9   | 8  | 8  | 2  | 1  | 2  | 10  | 2  | 10.4 | .257 |

| CURTISS' GAME LOGS |      |   |   |    |     |     |       |    |    |     |   |   |    |    |    |     |    |    |      |      |
|--------------------|------|---|---|----|-----|-----|-------|----|----|-----|---|---|----|----|----|-----|----|----|------|------|
| DATE               | OPP  | W | L | SV | SVO | HLD | ERA   | GS | CG | IP  | H | R | ER | HR | BB | IBB | HB | SO | AVG  | #PIT |
| 8/25               | @Tor | 0 | 0 | 0  | 0   | 0   | 0.00  | 0  | 0  | 1.0 | 0 | 0 | 0  | 0  | 0  | 0   | 0  | 1  | .000 | 13   |
| 8/26               | @Tor | 0 | 0 | 0  | 0   | 0   | 13.50 | 0  | 0  | 0.1 | 1 | 2 | 2  | 0  | 2  | 0   | 0  | 0  | .200 | 16   |
| AUGUST             |      | 0 | 0 | 0  | 0   | 0   | 13.50 | 0  | 0  | 1.1 | 1 | 2 | 2  | 0  | 2  | 0   | 0  | 1  | .200 | 29   |
| 9/1                | KC   | 0 | 0 | 0  | 0   | 0   | 7.71  | 0  | 0  | 1.0 | 2 | 0 | 0  | 0  | 0  | 0   | 0  | 1  | .300 | 18   |
| 9/4                | @TB  | 0 | 0 | 0  | 0   | 0   | 10.80 | 0  | 0  | 1.0 | 2 | 2 | 2  | 1  | 0  | 0   | 0  | 2  | .333 | 16   |
| 9/10               | @KC  | 0 | 0 | 0  | 0   | 0   | 19.64 | 0  | 0  | 0.1 | 4 | 4 | 4  | 1  | 0  | 0   | 0  | 1  | .450 | 24   |
| 9/19               | @NYY | 0 | 0 | 0  | 0   | 0   | 16.62 | 0  | 0  | 0.2 | 0 | 0 | 0  | 0  | 0  | 0   | 0  | 1  | .409 | 12   |
| 9/20               | @NYY | 0 | 0 | 0  | 0   | 0   | 13.50 | 0  | 0  | 1.0 | 0 | 0 | 0  | 0  | 0  | 0   | 0  | 1  | .360 | 12   |
| 9/27               | @CLE | 0 | 0 | 0  | 0   | 0   | 10.29 | 0  | 0  | 1.2 | 0 | 0 | 0  | 0  | 0  | 0   | 1  | 1  | .300 | 24   |
| 9/30               | DET  | 0 | 0 | 0  | 0   | 0   | 8.31  | 0  | 0  | 1.2 | 0 | 0 | 0  | 0  | 0  | 0   | 0  | 2  | .257 | 30   |
| SEPT.              |      | 0 | 0 | 0  | 0   | 0   | 7.36  | 0  | 0  | 7.1 | 8 | 6 | 6  | 2  | 0  | 0   | 1  | 9  | .267 | 136  |
| Totals             |      | 0 | 0 | 0  | 0   | 0   | 8.31  | 0  | 0  | 8.2 | 9 | 8 | 8  | 2  | 2  | 0   | 1  | 10 | .257 | 165  |

| CURTISS' CAREER FIELDING RECORD |       |   |    |   |   |    |    |    |  |
|---------------------------------|-------|---|----|---|---|----|----|----|--|
| POSITION                        | PCT   | G | PO | A | E | TC | DP | PB |  |
| Pitcher                         | 1.000 | 9 | 1  | 2 | 0 | 3  | 0  | —  |  |

| AMERICAN LEAGUE CENTRAL HISTORY        |                    |        |  |
|--|--------------------|--------|--|
| YEAR                                   | CHAMPION           | RECORD | TWINS FINISH   |
| 1994*                                  | Chicago White Sox  | 67-46  | Fourth place with a record of 53-60, 15.0 games back         |
| 1995                                   | Cleveland Indians  | 100-44 | Fifth place with a record of 56-88, 44.0 games back          |
| 1996                                   | Cleveland Indians  | 78-84  | Fourth place with a record of 78-84, 21.5 games back         |
| 1997                                   | Cleveland Indians  | 86-75  | Fourth place with a record of 68-94, 18.5 games back         |
| 1998                                   | Cleveland Indians  | 89-73  | Fourth place with a record of 70-92, 19.0 games back         |
| 1999                                   | Cleveland Indians  | 97-65  | Fifth place with a record of 63-97, 33.0 games back          |
| 2000                                   | Chicago White Sox  | 95-67  | Fifth place with a record of 69-93, 26.0 games back          |
| 2001                                   | Cleveland Indians  | 91-71  | Second place with a record of 85-77, 6.0 games back          |
| 2002                                   | Minnesota Twins    | 94-67  | Lost 4 games to 1 in the ALCS to the Anaheim Angels          |
| 2003                                   | Minnesota Twins    | 90-72  | Lost 3 games to 1 in the ALDS to the New York Yankees        |
| 2004                                   | Minnesota Twins    | 92-70  | Lost 3 games to 1 in the ALDS to the New York Yankees        |
| 2005                                   | Chicago White Sox  | 99-63  | Third place with a record of 83-79, 16.0 games back          |
| 2006                                   | Minnesota Twins    | 96-66  | Swept in three games in the ALDS by the Oakland Athletics    |
| 2007                                   | Cleveland Indians  | 96-66  | Third place with a record of 79-83, 17.0 games back          |
| 2008                                   | Chicago White Sox  | 89-74  | Second place with a record of 88-75, 1.0 game back           |
| 2009                                   | Minnesota Twins    | 87-76  | Swept in three games in the ALDS by the New York Yankees     |
| 2010                                   | Minnesota Twins    | 94-68  | Swept in three games in the ALDS by the New York Yankees     |
| 2011                                   | Detroit Tigers     | 95-67  | Fifth place with a record of 63-99, 32.0 games back          |
| 2012                                   | Detroit Tigers     | 88-74  | Fifth place with a record of 66-96, 22.0 games back          |
| 2013                                   | Detroit Tigers     | 93-69  | Fourth place with a record of 66-96, 27.0 games back         |
| 2014                                   | Detroit Tigers     | 90-72  | Fifth place with a record of 70-92, 20.0 games back          |
| 2015                                   | Kansas City Royals | 95-67  | Second place with a record of 83-79, 12.0 games back         |
| 2016                                   | Cleveland Indians  | 94-67  | Fifth place with a record of 59-103, 35.5 games back         |
| 2017                                   | Cleveland Indians  | 102-60 | Second place with a record of 85-77 earning second Wild Card |
| *Season cut short due to work stoppage |                    |        |  |



# BRIAN DOZIER

**HEIGHT/WEIGHT:** 5-11/198  
**BATS/THROWS:** R/R  
**BORN:** 5/15/87 in Fulton, MS  
**AGE:** 30  
**RESIDES:** Hattiesburg, MS  
**ACQUIRED:** 8th round, 2009 First-Year Player Draft  
**M.L. SERVICE:** 5 years, 100 days  
**CONTRACT STATUS:** Signed thru 2018



## SECOND BASEMAN

2

★ 2015

**PERSONAL:** James Brian Dozier (pronounced DOE-zher)...wife, Renee (Hrapmann)...2005 graduate of Itawamba Agricultural (MS) High School, where he also earned three letters in football, two in golf and one in basketball...was four-year starter while there... was two-time All-State selection and four-time All-Area and All-Division selection in baseball as well as "Player of the Year" in north Mississippi...attended the University of Southern Mississippi from 2006-09, hitting .355 (307-for-864) with 55 doubles, seven triples, 16 home runs, 152 RBI and 185 runs scored in 224 career games...named Second-Team All-C-USA as junior, NCAA All-Oxford Regional Team as sophomore and Louisville Slugger Freshman All-American and C-USA All Freshman Team...participates annually in Twins Winter Caravan...also goes on annual mission trips to Central America with his wife, Renee, to build schools and dig ditches to houses for clean water systems for an organization called Amigos for Christ...created Dozier's Heroes, which purchases tickets for and visits with recently returned military members and their families...hosts the annual Celebrity Waiter Event which benefits the Boys & Girls Clubs of the Twin Cities.

**CAREER HIGHLIGHTS:** Leads Twins in games (620), hits (624), runs scored (423), home runs (127) and walks (289) since 2014...has led Twins in home runs in each of last five seasons (18 in 2013, 23 in '14, 28 in '15, 42 in '16 & 34 in '17)...is club's all-time leader in home runs at second base (143)...hit 42 home runs in 2016, second Twin to ever reach 40, joining Harmon Killebrew; hit 40 as a second baseman, setting an AL record at the position...recorded an extra-base hit in 11 straight games June 18-30, 2016, setting a Twins record and marking the longest streak in baseball since Alex Rodriguez had an 11-game streak from the end of 2006 to the 2007 season...hit three home runs September 5, 2016 vs. Kansas City, becoming sixth player in club history with a three-homer game, joining Bob Allison, Harmon Killebrew, Tony Oliva, Justin Morneau and Max Kepler...has scored 100-plus runs in four consecutive seasons (112 in '14, 101 in '15, 104 in '16 & 106 in '17), only player in club history to do so...2016 winner of Calvin R. Griffith Award for Most Valuable Twin, Charles O. Johnson Award for Most Improved Twin and Bob Allison Award for Twins Leadership...has 27 career leadoff home runs, most in club history...named to 2015 AL All-Star team as reserve...entered the game as pinch hitter in the eighth inning and homered off Pittsburgh's Mark Melancon...became 16th player to ever homer in his first All-Star Game at-bat and third Twin to ever homer in an All-Star Game, joining Kirby Puckett (1993) and Harmon Killebrew (1961, '65, '71)...represented the Twins as a finalist for the 2015 Hank Aaron Award...given 2015 Carl R. Pohlad Award for Twins Outstanding Community Service...was a finalist among AL second basemen in the 2015 Rawlings Gold Glove Award...participated in the 2014 Gillette Home Run Derby at Target Field with his brother Clay pitching to him; hit two home runs in the first round and did not advance...given 2014 Twins Heart and Hustle Award, voted on by the MLB Players Alumni Association...given 2014 Jim Kaat Award for Twins Defensive Player of the Year as voted on by the Twin Cities Chapter of the BBWAA...given 2013 Charles O. Johnson Award as Twins Most Improved Player and the Mike Augustin "Media Good Guy" Award, both voted on by the Twin Cities Chapter of the BBWAA...played primarily as shortstop through Twins system but made permanent move to second base prior to 2013 season.

### 2017:

- Was Twins Opening Day second baseman and leadoff hitter April 3 vs. Kansas City; was the 700th game of his career.
- Hit first home run of the season April 12 at Detroit off Michael Fulmer, the 20th leadoff home run of career, tying Jacques Jones for most in Twins history; passed Jones with 21st on July 14 at Houston; finished with eight leadoff homers, hitting six more: July 15 at Houston, July 30 at Oakland, August 4 vs. Texas, August 13 at Detroit, September 6 at Tampa Bay, September 12 vs. San Diego.
- Hit first career inside the park home run April 16 vs. Chicago-AL off James Shields, the 52nd in Twins history.
- Recorded two multi-homer games: May 2 vs. Oakland and August 4 vs. Texas.
- Hit safely in season-high 10 straight May 19-29, hitting .311 (14-for-45) with four doubles and eight RBI in that span.
- Hit career home runs 135 and 136 August 4 vs. Texas; the home runs tied and passed Joe Mauer (135 at the time) to move into sole possession of 11th on the Twins all-time list.

| 2017 SINGLE-GAME HIGHS            |                                |
|-----------------------------------|--------------------------------|
| Hits: 4, 8/30 vs. CWS             | HR: 2, 2x, last 8/4 vs. TEX    |
| RBI: 5, 8/8 vs. MIL               | Grand Slam: 1, 8/8 vs. MIL     |
| Hit-Streak: 10, 5/19-29           | SB: 2, 4/5 vs. KC              |
| CAREER SINGLE-GAME HIGHS          |                                |
| Hits: 4, 2x, last 8/30/17 vs. CWS | HR: 3, 9/5/16 vs. KC           |
| RBI: 5, 8/8/17 vs. MIL            | Grand Slam: 1, 8/8/17 vs. MIL  |
| Hit-Streak: 24, 8/27-9/22/16      | SB: 2, 10x, last 4/5/17 vs. KC |
| WALK-OFF HITS                     | MULTI-HOMER GAMES              |
| 8/2/13 vs. HOU (1B)               | 7/13/14 at COL                 |
| 6/20/14 vs. CWS (1B)              | 5/24/15 at CWS                 |
| 7/6/15 vs. BAL (HR)               | 6/28/16 at CWS                 |
| 7/10/15 vs. DET (HR)              | 7/31/16 vs. CWS                |
| 6/7/16 vs. MIA (HR)               | 9/5/16 vs. KC (3)              |
|                                   | 5/2/17 vs. OAK                 |
|                                   | 8/4/17 vs. TEX                 |

- Hit 20th home run August 6 vs. Texas, becoming the ninth different Twin with 20-plus home runs in four straight seasons.
- Hit first career grand slam August 8 vs. Milwaukee and set single-game career high with five RBI.
- Hit 141st career home run August 18 vs. Arizona, tying Michael Cuddyer for 10th on Twins all-time list; hit 142nd August 20 vs. Arizona, passing Cuddyer and moving into sole possession of 10th.
- Hit .319 (37-for-116) with nine home runs, 22 RBI, 18 walks and a .419 on-base percentage in 29 August games...ranked fifth in the AL in walks.
- Scored 500th career run September 1 vs. Kansas City.
- Hit 30th home run September 12 vs. San Diego, becoming the fifth Twin to homer 30-plus times in consecutive seasons (42 in 2016), joining Harmon Killebrew (1961-64), Bob Allison (1963-64), Gary Gaetti (1986-87), and Justin Morneau (2006-07); became fifth second baseman to do it, joining Dan Gaddy (5x, 2007-11), Ryne Sandberg (1989-90), Alfonso Soriano (2002-03) and Chase Utley (2008-09).
- Stole 90th career base September 22 at Detroit, passing Nick Punto (89) and tying Denard Span for 10th on Twins all-time list.
- 150th homer was a three-run go-ahead shot in the eighth inning September 26 at Cleveland, helping reduce Minnesota's magic number to 1.
- Committed just five errors on the season, the fewest of his career and fewest by any second baseman in baseball to play at least 1000.0 innings.
- Hit .331 (48-for-145) with 11 homers off left-handed pitching and .250 (118-for-472) with 23 homers off right-handed pitching.
- Led Twins in runs (106), hits (166), home runs (34), RBI (93) and walks (78); set career high with .269 (166-for-617) batting average.
- Finished tied for 10th in the AL in home runs.

**2016:** Was Twins Opening Day second baseman and leadoff hitter April 4 at Baltimore, his fourth straight season as club's Opening Day second baseman...did not commit an error in 41 straight games April 19-June 8, second longest streak of career (49, May 20-July 13, 2013)...had third career two-homer game June 28 at Chicago-AL; second career two-homer game at U.S. Cellular Field...hit .369 (38-for-103) with nine doubles, two triples, eight home runs and 21 RBI in 27 June games...for the month, tied for second in the AL in the doubles, tied for fourth in hits, tied for sixth in home runs, seventh in batting average and tied for ninth in RBI...reached base safely in 25 straight games June 7-July 3...also reached safely via hit, walk or hit-by-pitch in 36 of 37 games from May 24-July 3...recorded an extra-base hit in 11 straight games June 18-30, setting a Twins record...it marked the longest streak in baseball since Alex Rodriguez had an 11-game streak from the end of 2006 to the 2007 season; it marked the longest in baseball by a middle infielder since Rogers Hornsby hit an extra-base hit in 12 consecutive games in 1928...according to Elias, the 20 hits, which included six homers, over the 11 games made him one of five Twins to ever produce those totals over an 11-game span, joining Joe Mauer (2009), David Ortiz (2002), Dave Winfield (1993) and Kirby Puckett (1987)...hit fourth career two-homer game July 31 vs. Chicago-AL, second of season...hit 20th home run August 2 at Cleveland, becoming first Twin since Jason Kubel (2008-10) to hit 20-plus homers in three straight seasons...tied career-high with 28th home run August 18 at Kansas City; set career-high with 29th August 19 at Kansas City...28th was 15th career leadoff home run which tied Chuck Knoblauch for second on Twins all-time list; passed Knoblauch with 16th August 30 at Cleveland...hit .302 (38-for-126) with nine doubles, two triples, 13 home runs, 27 RBI, 27 runs scored and 11 walks in 29 August games...led baseball in home runs...ranked first among AL players in extra-base hits (24) and total bases (90), and tied for first in RBI (27)...13 home runs were second most in club history for a single month, trailing Harmon Killebrew's June 1964 total of 14...hit three home runs September 5 vs. Kansas City, becoming sixth player in club history with a three-homer game, joining Bob Allison (May 17, 1963 at Cleveland), Harmon Killebrew (September 21, 1963 at Boston), Tony Oliva (July 3, 1973 at Kansas City), Justin Morneau (July 6, 2007 at Chicago-AL) and Max Kepler (August 1, 2016 at Cleveland)...hit leadoff homers in consecutive games September 5-6 vs. Kansas City, becoming the first Twin to do so since Jackie Jones did it August 19-20, 2002 against Chicago-AL...homered in five straight games September 2-6, tying a club record, previously held by Harmon Killebrew (3 times - 1964, 1970 and 1970) and Marty Cordova (1995)...hit 40th home run September 12 at Detroit, off Daniel Norris, joining Harmon Killebrew as the only Twins to ever reach the 40-homer mark...hit 42nd home run September 22 vs. Detroit; was 40th as a second baseman, passing Alfonso Soriano (2002) and setting a new AL record...also scored 100th run, becoming the second player in club history to score 100-plus in three straight seasons, joining Chuck Knoblauch who did it from 1995-97 (107, 140 and 117)...hit safely in career-high 24 straight games August 27-September 22 (Game 1), tied with Lenny Green (1961) for third longest streak in club history, trailing Ken Landreaux (31 in 1980) and Brian Harper (25 in 1990)...hit .351 (35-for-101) with six doubles, 12 home runs, 23 RBI and 20 runs scored during the streak...fourth longest streak in baseball for the season...hit six leadoff home runs on the season, finishing with 19 for career, second most in club history, trailing Jackie Jones (20)...finished with 40 home runs as second baseman (2 as designated hitter), tied with Ryne Sandberg (1990) for third most in baseball history at the position, trailing Davey Johnson (1973) and Rogers Hornsby (1922), who each hit 42...according to Elias, broke the AL record for homers by a second baseman after the break with 28; previous mark held by Joe Gordon (1940), when he hit 21 with the Yankees...led baseball in home runs (28) post-All-Star break, also led in total bases (195) and extra-base hits (49), fourth in runs scored (57) and slugging percentage (.646), and fifth in RBI (56)...hit 11 home runs against Kansas City, the most for a player against one team since Alex Rodriguez hit 11 against Los Angeles-AL in 2003...finished tied for third in baseball in home runs (42) with Khris Davis and Edwin Encarnacion, trailing Mark Trumbo (47) and Nelson Cruz (43); became just the second Twin to ever finish among top three in any season (Killebrew, 6 times: 1961-64, '66 and '69)...additionally, he ranked 12th in the AL in runs scored (104)...finished seventh on Twins all-time list in home runs for a single-season; finished with second-most extra-base hits (82), trailing only Tony Oliva's 1964 total of 84...only player in baseball with 40-plus home runs, 100-plus runs and 15-plus stolen bases and only player in club history to do so...first player in baseball since Curtis Granderson in 2011 to reach those levels...finished as one of six players in baseball with 35-plus homers, 100-plus runs and 90-plus RBI, joining Nolan Arenado, Kris Bryant, Robinson Cano, Josh Donaldson and Manny Machado...hit .282 (40-for-142) with 11 home runs against left-handed pitching and .264 (125-for-473) with 31 home runs against right-handed pitching...finished 13th in the AL MVP voting, tallying nine voting points...given 2016 Calvin R. Griffith Award for Most Valuable Twin, Charles O. Johnson Award for Most Improved Twin and Bob Allison Award for Twins Leadership, all voted on by the Twin Cities Chapter of the BBWAA.

**2015:** Was Twins Opening Day second baseman and number two hitter, his third straight season as club's Opening Day second baseman...had second career two-homer game May 24 at Chicago-AL...recorded 20 extra-base hits in May, tying the Twins record for the most extra-base hits in May (Zoilo Versalles - 1965, Kirby Puckett - 1990)...stole 50th career base June 22 vs. Chicago-AL; along with his 61 career home runs at the time, he became the 16th Twin to ever reach 50 career steals and 50 career home runs...hit first career walk-off home run July 6 vs. Baltimore, a two-run shot off Tommy Hunter in the bottom of the 10th, giving the Twins the 4-2 win...hit second career walk-off home run July 10 vs. Detroit, a three run shot off Joakim Soria in the bottom of the ninth, giving the Twins the 8-6 win, capping a six-run comeback and seven-run ninth...he became the second player in Twins/Senators franchise history to record multiple walk-off homers in a single homestand...Roy Sievers achieved that feat for the Washington Senators in 1958, having hit game-ending homers against the Indians on July 16 and the White Sox on July 20...finished pre-All-Star break with 48 extra-base hits, the most in Twins/Senators franchise history...was on AL's final vote ballot but was not elected...eventually named to AL All-Star team as a reserve, replacing Toronto's Jose Bautista...entered the game as pinch hitter in the eighth inning and



homered off Pittsburgh's Mark Melancon...became 16th player to ever homer in his first All-Star Game at-bat and third Twin to ever homer in an All-Star Game, joining Kirby Puckett (1993) and Harmon Killebrew (1961, '65, '71)...named Twins winner of the Heart and Hustle Award near end of July, for the second straight season...hit 23rd home run August 2 vs. Seattle, tying his single-season career-high, done in 2014; set new season-high with 24th August 7 at Cleveland...recorded 63rd extra-base hit with a triple August 30 vs. Houston, setting a Twins single-season record for extra-base hits by a second baseman, passing Chuck Knoblauch's 1996 total of 62...set new single-season career-high with 34th double September 1 vs. Chicago-AL...scored 100th run September 26 at Detroit, becoming the third Twin to score 100 runs in consecutive seasons (Knoblauch, 1995-97 and Tony Oliva, 1964-65)...also recorded 73rd RBI, setting Twins record for most RBI by second baseman in single season (Knoblauch, 72 in 1996)...led the club in home runs (28), doubles (39) and runs scored (101) and ranked second in hits (148) and walks (61)...finished tied for fifth in the AL in runs scored (101) and tied for ninth most in baseball...played 1,383.0 innings at second base, the second most in club history, trailing Bernie Allen's 1962 total of 1,410.1...ranked fourth among AL second basemen with a .990 fielding percentage (minimum 1,000.0 innings played) and led all of baseball in innings played at the position (1383.0)...represented the Twins as a finalist for the Hank Aaron Award...given Carl R. Pohlad Award for Twins Outstanding Community Service.

**2014:** Made Twins Opening Day roster for second straight season and was Opening Day second baseman and leadoff hitter March 31 at Chicago-AL...led baseball in April in runs scored (25), fourth in AL in walks (19) and tied for fourth in AL in home runs (7)...25 runs in April set a club record for the month, passing Paul Molitor's 1996 total of 24...hit 15th home run June 14 at Detroit and stole 15th base two days later on June 16 at Boston, marking the 15th time in club history and 12th different player to hit 15 homers and steal 15 bases in one season...according to Elias Sports Bureau, since 1914, Dozier and Larry Hise (21 homers and 15 steals in 1977) are the only Twins in franchise history to hit 15 home runs and steal 15 bases in a first half of a season...had first career two-homer game July 13 at Colorado, one of two for the Twins in 2014 (Arcia the other)...led AL and ranked second in baseball in runs scored pre-All-Star break (69)...hit 18 home runs pre-All-Star break and was selected by AL Captain, Toronto's Jose Bautista, to participate in the Gillette Home Run Derby at Target Field; hit two home runs in the first round and did not advance...had brother Clay pitch to him...became the sixth different Twin to participate in the Home Run Derby (Tom Brunansky - 1985, Gary Gaetti - 1989, Torii Hunter - 2002, Justin Morneau - 2007 and 08, and Joe Mauer - 2009)...became 17th player from host team to participate and second in club history, joining Brunansky...sixth player ever to not be named to an All-Star team to participate (Rafael Palmeiro - 2004, Hee-Seop Choi - 2005, Ryan Howard - 2007, Yoenis Cespedes - 2013, Justin Morneau - 2014)...recorded 20th stolen base August 20 vs. Cleveland, becoming the sixth different player (7th time) in club history to hit 20 homers and steal 20 bases, the first since Torii Hunter in 2004...scored 100th run September 3 vs. Chicago-AL (Game 2), becoming the 13th different Twin (20th time) to reach 100 runs and first since Michael Cuddyer scored 102 times in 2006...finished with 112 runs scored, the most by a Twin since Chuck Knoblauch scored 117 in 1997 and seventh most by a Twin all-time...led Twins in hits (145), home runs (23), walks (89), runs (112), stolen bases (21), games (156), at-bats (598) and ranked second in RBI (71)...ranked second in the AL and third in baseball in runs scored (112), ranked third in the AL in walks, tied for eighth in times on base (243)...among all second basemen in baseball, he ranked first in runs and walks, tied for first in home runs, third in times on base (243), fourth in total bases (249), and tied for seventh in doubles (33)...ranked fifth among second basemen in baseball in double plays (98)...was only player in baseball with over 100 runs, 30 doubles, 20 home runs, 80 walks and 20 stolen bases; only player in Twins history also...given the Twins Heart and Hustle Award, voted on by the MLB Players Alumni Association...given the Jim Kaat Award for Twins Defensive Player of the Year voted on by the Twin Cities Chapter of the BBWAA.

**2013:** Made first career Opening Day roster and started Opening Day at second base April 1 vs. Detroit...hit 30th double September 1 at Texas, becoming the fourth second baseman in club history to reach 30 doubles, and first since 1999 when Todd Walker hit 37...hit 14th home run August 29 vs. Kansas City, tying Tim Lincecum's 1984 total for most ever by a Twins second baseman...passed Teufel with his 15th August 31 at Texas...led all MLB second basemen in assists (461) and was involved in 110 double plays, second most among MLB second basemen...led the Twins in home runs (18); was second in doubles (33), hits (136) and RBI (66), and third in walks (51)...ranked second in home runs among AL second basemen; third in extra-base hits (55) and fifth in doubles...finished as the Twins all-time leader in home runs by a second baseman, also finished second in RBI, fifth in slugging percentage (.414), tied for fifth in total bases (231), and sixth in doubles...committed six errors, tying him with three others for fewest ever by a Twins second baseman: Luis Castillo (2006), Chuck Knoblauch (1992) and Steve Lombardozzi (1986)...given the Charles O. Johnson Award as Twins Most Improved Player and the Mike Augustin "Media Good Guy" Award, both voted on by the Twin Cities Chapter of the BBWAA.

**2012:** Was an invite to Twins spring training and started the season with Triple-A Rochester...named Twins minor league Player of the Week April 13, batting .391 (9-for-23) with three doubles, one home run and four RBI in six games...had contract selected by Minnesota May 7 as the Twins placed Justin Morneau on 15-day disabled list...made major league debut May 7 vs. Los Angeles-AL, going 1-for-4 with his first major league hit, singling off David Carpenter; came around to score first major league run...recorded first career RBI in next game May 8 vs. Los Angeles-AL...hit first career double May 12 vs. Toronto...had first career home run the next day, a solo shot off Ricky Romero May 13 vs. Toronto...had first career stolen base June 4 at Kansas City.

**2011:** Named Twins minor league Player of the Week May 21, batting .433 (13-for-30) with two doubles, two triples, seven RBI, three runs scored and two walks in seven games...named Twins minor league Player of the Month for May after batting .337 (33-for-98) with seven doubles, three triples, 11 RBI, 14 runs scored, 14 walks and seven stolen bases...named Florida State League Midseason All-Star, but did not play in the game due to promotion...placed on 7-day disabled list with left cheekbone fracture June 10; reinstated June 19...named Eastern League Player of the Week August 8 after batting .520 (13-for-25) with four doubles and four RBI in six games...given the Sherry Robertson Award as the Twins minor league Player of the Year, voted on by the Twin Cities Chapter of the BBWAA...combined to bat .320 (157-for-491) with 33 doubles, 12 triples, nine home runs, 56 RBI, 92 runs scored and 24 stolen bases in 127 games at both levels combined...led the Twins organization in runs scored and triples, was third in hits (157), stolen bases and total bases (241), sixth in doubles, and eighth in walks (55)...named shortstop on MilB.com's 2011 Twins organizational All-Star team...played for Mesa Solar Sox in Arizona Fall League, batting .296 (32-for-108) with 27 runs, eight doubles, three home runs and 22 RBI in 26 games...earned roster spot in AFL Rising Stars Game representing the East division as the starting second baseman; went 1-for-2 in the game with a solo home run...ranked 10th best prospect in the Twins minor league system, best strike zone discipline and best defensive infielder by *Baseball America* entering the 2012 season.

**2010:** Named Twins minor league Player of the Week June 25 after batting .412 with 14 hits, one double, one home run, five RBI and six runs scored in eight games...ranked 30th best prospect in Twins organization by *Baseball America* entering 2011 season.

**2009:** Named Appalachian League Player of the Week August 10...finished second in Appalachian League in batting average (.353), hits (77) and on-base percentage (.417)...named Appalachian League Postseason All-Star.

**AMATEUR CAREER:** Attended the University of Southern Mississippi where he was named a Louisville Slugger Freshman All-American and to Conference USA All-Freshman team in 2006...named Second-Team All-Conference USA as a junior...led team in at-bats (269), hits (92), total bases (128), RBI (tied with 46) and doubles (17) as a junior...started 64 games at shortstop in 2008, missing just two innings the entire year.

**PROFESSIONAL:** Selected by Twins in eighth round of 2009 First-Year Player Draft; signed by scout Earl Winn.

## DOZIER'S BATTING RECORD

| YEAR                | CLUB         | AVG  | G   | AB   | R   | H   | 2B  | 3B | HR  | RBI | SH | SF | HBP | BB  | SO  | SB | CS | OBP  | OPS  |
|---------------------|--------------|------|-----|------|-----|-----|-----|----|-----|-----|----|----|-----|-----|-----|----|----|------|------|
| 2009                | GCL Twins    | .286 | 5   | 14   | 1   | 4   | 0   | 0  | 0   | 0   | 0  | 0  | 0   | 2   | 1   | 0  | 0  | .375 | .661 |
|                     | Elizabethton | .353 | 53  | 218  | 38  | 77  | 17  | 0  | 0   | 14  | 1  | 3  | 3   | 23  | 26  | 3  | 0  | .417 | .848 |
| 2010                | Beloit       | .278 | 39  | 151  | 24  | 42  | 7   | 1  | 0   | 17  | 3  | 0  | 0   | 16  | 16  | 6  | 1  | .347 | .685 |
|                     | Ft. Myers    | .274 | 93  | 350  | 44  | 96  | 11  | 1  | 5   | 42  | 9  | 6  | 1   | 44  | 41  | 10 | 4  | .352 | .706 |
| 2011                | Ft. Myers    | .322 | 49  | 180  | 32  | 58  | 11  | 5  | 2   | 22  | 3  | 2  | 6   | 27  | 20  | 13 | 4  | .423 | .895 |
|                     | New Britain  | .318 | 78  | 311  | 60  | 99  | 22  | 7  | 7   | 34  | 7  | 0  | 5   | 28  | 46  | 11 | 7  | .384 | .886 |
| 2012                | MINNESOTA    | .234 | 84  | 316  | 33  | 74  | 11  | 1  | 6   | 33  | 4  | 3  | 1   | 16  | 58  | 9  | 2  | .271 | .603 |
|                     | Rochester    | .232 | 48  | 181  | 15  | 42  | 11  | 1  | 2   | 17  | 1  | 3  | 1   | 14  | 34  | 3  | 2  | .286 | .623 |
| 2013                | MINNESOTA    | .244 | 147 | 558  | 72  | 136 | 33  | 4  | 18  | 66  | 3  | 4  | 6   | 51  | 120 | 14 | 7  | .312 | .726 |
| 2014                | MINNESOTA    | .242 | 156 | 598  | 112 | 145 | 33  | 1  | 23  | 71  | 3  | 8  | 9   | 89  | 129 | 21 | 7  | .345 | .761 |
| 2015                | MINNESOTA    | .236 | 157 | 628  | 101 | 148 | 39  | 4  | 28  | 77  | 0  | 8  | 7   | 61  | 148 | 12 | 4  | .307 | .751 |
| 2016                | MINNESOTA    | .268 | 155 | 615  | 104 | 165 | 35  | 5  | 42  | 99  | 2  | 5  | 8   | 61  | 138 | 18 | 2  | .340 | .886 |
| 2017                | MINNESOTA    | .269 | 152 | 617  | 106 | 166 | 30  | 4  | 34  | 93  | 0  | 2  | 8   | 78  | 141 | 16 | 7  | .357 | .853 |
| Minor League Totals |              | .298 | 365 | 1405 | 214 | 418 | 79  | 15 | 16  | 146 | 24 | 14 | 16  | 154 | 184 | 46 | 18 | .370 | .779 |
| Major League Totals |              | .250 | 851 | 3332 | 528 | 834 | 181 | 19 | 151 | 439 | 12 | 30 | 39  | 356 | 734 | 90 | 29 | .327 | .779 |

## DOZIER'S CAREER FIELDING RECORD

| POSITION    | PCT  | G   | PO   | A    | E  | TC   | DP  | PB |
|-------------|------|-----|------|------|----|------|-----|----|
| Second Base | .988 | 762 | 1381 | 2216 | 42 | 3639 | 546 | —  |
| Shortstop   | .964 | 83  | 111  | 287  | 15 | 413  | 70  | —  |
| Totals      | .986 | 845 | 1492 | 2503 | 57 | 4052 | 616 | —  |

## DOZIER'S ALL-STAR GAME RECORD

| YEAR | HOST       | AVG   | G | AB | R | H | 2B | 3B | HR | RBI | SH | SF | HBP | BB | SO | SB | CS | OBP   | OPS   |
|------|------------|-------|---|----|---|---|----|----|----|-----|----|----|-----|----|----|----|----|-------|-------|
| 2015 | Cincinnati | 1.000 | 1 | 1  | 1 | 1 | 0  | 0  | 1  | 1   | 0  | 0  | 0   | 0  | 0  | 0  | 0  | 1.000 | 4.000 |

## PRONUNCIATION GUIDE

EHIRE ADRIANZA .....AY-ray AY-dree-ahn-zuh  
 BELISLE.....bah-LY-ull  
 BERRIOS.....ba-REE-ohs  
 BOSHERS.....bo-SHEERS  
 BUSENITZ.....BOOZ-nits  
 CHARGOIS.....shag-wa  
 COLON.....cuh-LONE  
 DOZIER.....DOE-zhur  
 DUFFEY.....DUFF-ee  
 DIETRICH ENNS.....DEE-trick ENS

GEE.....jee  
 GIMENEZ.....JIM-uh-nez  
 FELIX JORGE.....FAY-licks HOR-hay  
 ADALBERTO MEJIA...ah-dawl-BARE-toh meh-HEE-uh  
 O'ROURKE.....oh-ROARK  
 ROSARIO.....row-SAW-ree-oh  
 SANO.....sah-NO  
 SLEGERS.....SLEH-gers  
 KENNYS (VARGAS).....KEN-ees  
 VAVRA.....VAH-vrah



# TYLER DUFFEY

**HEIGHT/WEIGHT:** 6-3/222  
**BATS/THROWS:** R/R  
**BORN:** 12/27/90 in Houston, TX  
**AGE:** 26  
**RESIDES:** Houston, TX  
**ACQUIRED:** 5th round, 2012 First-Year Player Draft  
**M.L. SERVICE:** 2 year, 42 days  
**CONTRACT STATUS:** Signed thru 2017



**RIGHT-HANDED PITCHER**

**56**

@THEDUFF13

**PERSONAL:** Tyler Blinn Duffey (pronounced DUFF-ee)...2009 graduate of Bellaire (TX) High School...attended Rice University from 2010-12, where he went 11-5, 3.06 ERA (153.0 IP, 52 ER) with 55 walks and 189 strikeouts in 92 career games (1 start)...named MVP of the 2011 Conference USA championship...finished third in the league with 30 appearances and eighth with 76 strikeouts in 2011...led Rice with four saves as a freshman in 2010...participated in 2016 Twins Winter Caravan.

## 2017:

- Made Twins Opening Day roster for first time in career and spent entire season in Twins bullpen.
- Recorded first career save August 21 at Chicago-AL, allowing one run on one hit in 3.0 innings pitched.
- Posted a 8.49 strikeouts-per-9.0 innings pitched ratio, the best of his career.
- Struck out multiple batters in 20 of 56 games; pitched more than 1.0 inning in 25 of 56 games.
- Ranked fourth on Twins in games (56) and set a single-season career high.
- Held left-handed hitters to a .243 average and right-handed hitters to a .294 average.

**2016:** Optioned from Twins spring training March 29 and began season with Triple-A Rochester...made just three starts for the Red Wings, posting a 1.72 ERA (15.2 IP, 3 ER) and was recalled April 23...went 1-2, 1.85 ERA (24.1 IP, 5 ER) in first four starts for Twins, including a career-high nine strikeouts May 8 at Chicago-AL (7.0 IP)...struck out four batters in one inning (7th) in that start...tied season and career-high with nine strikeouts July 7 at Texas (6.0 IP)...optioned to Triple-A Rochester August 25...made two starts for the Red Wings and was recalled by Minnesota September 6...struck out six-plus batters 11 times for the Twins...held left-handed hitters to a .266 (74-for-278) batting average with the Twins while right-handers hit .337 (93-for-276)...led Twins in wins (9) and losses (12), second in strikeouts (114) and third in innings pitched (133.0)...had 6.16 run support average, the highest on the Twins staff and seventh in the AL (minimum 125.0 IP).

**2015:** Was Twins spring training invite and attended first career Twins spring training; reassigned to minor league camp March 15...began season with Double-A Chattanooga with 16.2 scoreless inning streak over first three starts, including 10 strikeouts (6.2 IP) in first start April 9 at Montgomery...named Southern League Pitcher of the Week and Twins minor league Player of the Week April 19, after making one start April 15 vs. Birmingham, pitching 7.0 shutout innings with two hits allowed, one walk and eight strikeouts...set minor league career-high with 12 strikeouts (7.0 IP) May 17 vs. Montgomery...went 2-2, 2.56 ERA (52.2 IP, 15 ER) with 12 walks and 54 strikeouts in eight starts and was promoted to Triple-A Rochester May 22; led Southern League in innings pitched and was second in strikeouts at time of promotion...named International League Pitcher of the Week June 30, making two starts for the Red Wings, going 2-0, 0.00 ERA (14.1 IP) with two walks and 10 strikeouts, including a 7.0-inning complete game June 28 vs. Charlotte...posted 33.2-inning scoreless streak June 17-July 9...contract selected by Minnesota August 3...made major league debut in a start August 5 at Toronto, allowing six runs on five hits in 2.0 innings pitched and was issued the loss...optioned back to Rochester August 6, then recalled August 14 when the Twins placed Phil Hughes on the disabled list...earned first major league win August 15 vs. Cleveland, pitching 6.0 shutout innings with one hit, five walks and seven strikeouts; carried a no-hitter into the sixth inning...went 3-0, 2.35 ERA (30.2 IP, 8 ER) with eight walks and 27 strikeouts in five September starts...tied for second most wins among AL rookies during the month...posted opponent batting averages of .157 (13-for-83) first time through the lineup, .257 (19-for-74) second time through and .368 (21-for-57) third time through...after first start, went 5-0, 2.25 ERA (56.0 IP, 14 ER) with 18 walks and 52 strikeouts in final nine starts...combined to go 12-9, 2.71 ERA (196.0 IP, 59 ER) with 50 walks and 175 strikeouts in 32 starts between all three levels.

| 2017 SINGLE-GAME HIGHS        |                            |  |  |
|-------------------------------|----------------------------|--|--|
| IP: 3.0, 2x, last 8/21 at CWS | Walks: 2, 3x, 9/15 vs. TOR |  |  |
| SO: 4, 4/17 vs. CLE           | CG: - -                    |  |  |
| Win-Streak: 2, 8/8-13         | Low-Hit: - -               |  |  |
| CAREER SINGLE-GAME HIGHS      |                            |  |  |
| IP: 8.0, 6/26/16 at NYY       | Walks: 5, 8/15/15 vs. CLE  |  |  |
| SO: 9, 2x, last 7/7/16 at TEX | CG: - -                    |  |  |
| Win-Streak: 5, 8/15-26/15     | Low-Hit: - -               |  |  |

**2014:** Split season between Single-A Ft. Myers, Double-A New Britain and Triple-A Rochester...named Eastern League Pitcher of the Week July 28, going 2-0, 1.29 ERA (14.0 IP, 2 ER) with no walks and 16 strikeouts in two starts...placed on 7-day disabled list August 25 with an oblique injury, ending his season...combined to go 13-3, 3.67 ERA (149.2 IP, 61 ER) with 30 walks and 113 strikeouts in 25 starts between three levels combined...named 16th best prospect in Twins system by *Baseball America* entering 2015.

**2013:** Split season between Single-A Cedar Rapids and Single-A Ft. Myers...named Twins minor league Player of the Week April 12, going 1-0, 0.00 ERA (7.0 IP) with no walks and seven strikeouts in one start...named Midwest League Midseason All-Star...placed on 7-day disabled list August 16 with a right foot sprain; reinstated August 28...combined to post a 3.64 ERA (121.0 IP, 49 ER), 10th lowest in the Twins minor league system.

**2012:** Spent first professional season with Rookie Elizabethton and began season on 7-day disabled list with right shoulder impingement syndrome; reinstated July 6...struck out 27 and walked just two in 19.0 innings pitched.

**PROFESSIONAL:** Selected by Twins in fifth round of 2012 First-Year Player Draft; signed by scout Greg Runser.

| DUFFEY'S PITCHING RECORD |              |       |      |    |    |    |    |    |       |     |     |     |    |    |    |     |    |      |      |
|--------------------------|--------------|-------|------|----|----|----|----|----|-------|-----|-----|-----|----|----|----|-----|----|------|------|
| YEAR                     | CLUB         | W-L   | ERA  | G  | GS | CG | SH | SV | IP    | H   | R   | ER  | HR | HB | BB | SO  | WP | K/9  | BAA  |
| 2012                     | Elizabethton | 2-0   | 1.42 | 12 | 0  | 0  | 0  | 2  | 19.0  | 10  | 3   | 3   | 1  | 0  | 2  | 27  | 1  | 12.8 | .154 |
| 2013                     | Cedar Rapids | 3-2   | 2.78 | 9  | 9  | 0  | 0  | 0  | 58.1  | 49  | 19  | 18  | 5  | 1  | 6  | 47  | 0  | 7.3  | .221 |
|                          | Ft. Myers    | 4-5   | 4.45 | 15 | 9  | 0  | 0  | 0  | 62.2  | 67  | 37  | 31  | 3  | 4  | 17 | 44  | 4  | 6.3  | .272 |
| 2014                     | Ft. Myers    | 3-0   | 2.82 | 4  | 4  | 0  | 0  | 0  | 22.1  | 22  | 8   | 7   | 0  | 0  | 5  | 13  | 0  | 5.2  | .244 |
|                          | New Britain  | 8-3   | 3.80 | 18 | 18 | 0  | 0  | 0  | 111.1 | 104 | 52  | 47  | 14 | 5  | 19 | 84  | 4  | 6.8  | .248 |
|                          | Rochester    | 2-0   | 3.94 | 3  | 3  | 0  | 0  | 0  | 16.0  | 16  | 7   | 7   | 3  | 1  | 6  | 16  | 0  | 9.0  | .258 |
| 2015                     | Chattanooga  | 2-2   | 2.56 | 8  | 8  | 0  | 0  | 0  | 52.2  | 46  | 19  | 15  | 0  | 1  | 12 | 54  | 1  | 9.2  | .236 |
|                          | Rochester    | 5-6   | 2.53 | 14 | 14 | 1  | 1  | 0  | 85.1  | 73  | 32  | 24  | 1  | 1  | 18 | 68  | 3  | 7.2  | .224 |
|                          | MINNESOTA    | 5-1   | 3.10 | 10 | 10 | 0  | 0  | 0  | 58.0  | 56  | 20  | 20  | 4  | 0  | 20 | 53  | 1  | 8.2  | .256 |
| 2016                     | Rochester    | 1-1   | 2.93 | 5  | 5  | 1  | 0  | 0  | 30.2  | 24  | 10  | 10  | 4  | 0  | 12 | 25  | 0  | 7.3  | .212 |
|                          | MINNESOTA    | 9-12  | 6.43 | 26 | 26 | 0  | 0  | 0  | 133.0 | 167 | 103 | 95  | 25 | 6  | 32 | 114 | 9  | 7.7  | .301 |
| 2017                     | MINNESOTA    | 2-3   | 4.94 | 56 | 0  | 0  | 0  | 1  | 71.0  | 79  | 41  | 39  | 9  | 1  | 18 | 67  | 4  | 8.5  | .275 |
| Minor League Totals      |              | 30-19 | 3.18 | 88 | 70 | 2  | 1  | 2  | 458.1 | 411 | 187 | 162 | 31 | 13 | 97 | 378 | 13 | 7.4  | .236 |
| Major League Totals      |              | 16-16 | 5.29 | 92 | 36 | 0  | 0  | 1  | 262.0 | 302 | 164 | 154 | 38 | 8  | 70 | 234 | 14 | 8.0  | .285 |

| DUFFEY'S CAREER FIELDING RECORD |      |    |    |    |   |    |    |    |
|---------------------------------|------|----|----|----|---|----|----|----|
| POSITION                        | PCT  | G  | PO | A  | E | TC | DP | PB |
| Pitcher                         | .940 | 92 | 19 | 28 | 3 | 50 | 1  | —  |

| DUFFEY'S CAREER BATTING RECORD |      |    |   |   |    |    |    |     |    |    |     |    |    |    |
|--------------------------------|------|----|---|---|----|----|----|-----|----|----|-----|----|----|----|
| BATTING                        | AVG  | AB | R | H | 2B | 3B | HR | RBI | SH | SF | HBP | BB | SO | SB |
| Career                         | .000 | 1  | 0 | 0 | 0  | 0  | 0  | 0   | 0  | 1  | 0   | 0  | 0  | 1  |

# DUFFEY'S GAME LOGS

| DATE            | OPP. | W        | L        | SV       | SVO      | HLD       | ERA         | GS       | CG       | IP          | H         | R         | ER        | HR       | BB        | IBB      | HB       | SO        | AVG         | #PIT        |
|-----------------|------|----------|----------|----------|----------|-----------|-------------|----------|----------|-------------|-----------|-----------|-----------|----------|-----------|----------|----------|-----------|-------------|-------------|
| 4/5             | KC   | 0        | 0        | 0        | 0        | 1         | 0.00        | 0        | 0        | 1.0         | 0         | 0         | 0         | 0        | 0         | 0        | 0        | 0         | .000        | 6           |
| 4/7             | @CWS | 0        | 0        | 0        | 0        | 1         | 0.00        | 0        | 0        | 2.0         | 2         | 0         | 0         | 0        | 0         | 0        | 0        | 3         | .182        | 23          |
| 4/12            | @Det | 0        | 0        | 0        | 0        | 0         | 0.00        | 0        | 0        | 3.0         | 2         | 0         | 0         | 0        | 1         | 0        | 0        | 0         | .190        | 29          |
| 4/17            | Cle  | 0        | 0        | 0        | 0        | 0         | 0.00        | 0        | 0        | 2.2         | 1         | 0         | 0         | 0        | 0         | 0        | 1        | 4         | .167        | 32          |
| 4/20            | Cle  | 0        | 1        | 0        | 0        | 1         | 2.00        | 0        | 0        | 0.1         | 2         | 2         | 2         | 0        | 0         | 0        | 0        | 1         | .212        | 14          |
| 4/22            | Det  | 0        | 0        | 0        | 0        | 0         | 1.69        | 0        | 0        | 1.2         | 3         | 0         | 0         | 0        | 1         | 1        | 0        | 1         | .250        | 28          |
| 4/26            | @Tex | 0        | 0        | 0        | 0        | 0         | 1.59        | 0        | 0        | 0.2         | 1         | 1         | 0         | 0        | 0         | 0        | 0        | 0         | .256        | 15          |
| <b>APRIL</b>    |      | <b>0</b> | <b>1</b> | <b>0</b> | <b>0</b> | <b>3</b>  | <b>1.59</b> | <b>0</b> | <b>0</b> | <b>11.1</b> | <b>11</b> | <b>3</b>  | <b>2</b>  | <b>0</b> | <b>2</b>  | <b>1</b> | <b>1</b> | <b>9</b>  | <b>.256</b> | <b>147</b>  |
| 5/2             | Oak  | 0        | 0        | 0        | 0        | 0         | 1.35        | 0        | 0        | 2.0         | 1         | 0         | 0         | 0        | 0         | 0        | 0        | 3         | .240        | 29          |
| 5/4             | Oak  | 0        | 0        | 0        | 0        | 0         | 1.88        | 0        | 0        | 1.0         | 1         | 1         | 1         | 0        | 2         | 0        | 0        | 1         | .245        | 28          |
| 5/7             | Bos  | 0        | 0        | 0        | 0        | 0         | 1.76        | 0        | 0        | 1.0         | 0         | 0         | 0         | 0        | 0         | 0        | 0        | 0         | .232        | 15          |
| 5/9             | @CWS | 0        | 0        | 0        | 0        | 0         | 1.62        | 0        | 0        | 1.1         | 0         | 0         | 0         | 0        | 0         | 0        | 0        | 2         | .217        | 18          |
| 5/11            | @CWS | 0        | 0        | 0        | 0        | 0         | 2.12        | 0        | 0        | 0.1         | 2         | 1         | 1         | 1        | 0         | 0        | 0        | 0         | .238        | 14          |
| 5/16            | Col  | 0        | 0        | 0        | 0        | 0         | 2.79        | 0        | 0        | 2.1         | 2         | 2         | 2         | 1        | 0         | 0        | 0        | 3         | .236        | 27          |
| 5/19            | KC   | 0        | 0        | 0        | 0        | 0         | 2.53        | 0        | 0        | 2.0         | 0         | 0         | 0         | 0        | 0         | 0        | 0        | 3         | .215        | 27          |
| 5/22            | @Bal | 0        | 0        | 0        | 0        | 0         | 2.31        | 0        | 0        | 2.0         | 1         | 0         | 0         | 0        | 0         | 0        | 0        | 3         | .209        | 19          |
| 5/27            | TB   | 0        | 0        | 0        | 0        | 0         | 2.13        | 0        | 0        | 2.0         | 1         | 0         | 0         | 0        | 1         | 0        | 0        | 2         | .204        | 30          |
| 5/28            | TB   | 0        | 0        | 0        | 0        | 0         | 2.10        | 0        | 0        | 0.1         | 0         | 0         | 0         | 0        | 0         | 0        | 0        | 1         | .202        | 6           |
| 5/31            | Hou  | 0        | 0        | 0        | 0        | 0         | 3.51        | 0        | 0        | 0.0         | 4         | 4         | 4         | 0        | 1         | 1        | 0        | 0         | .235        | 11          |
| <b>MAY</b>      |      | <b>0</b> | <b>0</b> | <b>0</b> | <b>0</b> | <b>0</b>  | <b>5.02</b> | <b>0</b> | <b>0</b> | <b>14.1</b> | <b>12</b> | <b>8</b>  | <b>8</b>  | <b>2</b> | <b>4</b>  | <b>1</b> | <b>0</b> | <b>18</b> | <b>.218</b> | <b>224</b>  |
| 6/1             | @LAA | 0        | 0        | 0        | 0        | 0         | 3.38        | 0        | 0        | 1.0         | 2         | 0         | 0         | 0        | 0         | 0        | 0        | 2         | .243        | 18          |
| 6/4             | @LAA | 0        | 0        | 0        | 0        | 1         | 3.25        | 0        | 0        | 1.0         | 0         | 0         | 0         | 0        | 0         | 0        | 0        | 0         | .236        | 8           |
| 6/7             | @Sea | 0        | 0        | 0        | 0        | 1         | 3.30        | 0        | 0        | 2.1         | 1         | 1         | 1         | 1        | 0         | 0        | 0        | 2         | .228        | 26          |
| 6/10            | @SF  | 0        | 0        | 0        | 0        | 1         | 3.13        | 0        | 0        | 1.2         | 0         | 0         | 0         | 0        | 0         | 0        | 0        | 0         | .220        | 16          |
| 6/13            | Sea  | 0        | 0        | 0        | 0        | 0         | 3.03        | 0        | 0        | 1.0         | 1         | 0         | 0         | 0        | 0         | 0        | 0        | 1         | .221        | 13          |
| 6/17            | Cle  | 0        | 0        | 0        | 0        | 0         | 3.71        | 0        | 0        | 1.1         | 3         | 3         | 3         | 1        | 1         | 0        | 0        | 2         | .233        | 28          |
| 6/18            | Cle  | 0        | 0        | 0        | 0        | 0         | 3.89        | 0        | 0        | 0.2         | 2         | 1         | 1         | 0        | 1         | 1        | 0        | 2         | .239        | 22          |
| 6/23            | @Cle | 0        | 0        | 0        | 0        | 0         | 3.68        | 0        | 0        | 2.0         | 0         | 0         | 0         | 0        | 0         | 0        | 0        | 3         | .229        | 20          |
| 6/24            | @Cle | 0        | 0        | 0        | 0        | 0         | 3.55        | 0        | 0        | 1.1         | 0         | 0         | 0         | 0        | 0         | 0        | 0        | 1         | .222        | 16          |
| 6/28            | @Bos | 0        | 0        | 0        | 0        | 0         | 3.69        | 0        | 0        | 1.0         | 1         | 1         | 1         | 0        | 2         | 0        | 0        | 1         | .223        | 13          |
| <b>JUNE</b>     |      | <b>0</b> | <b>0</b> | <b>0</b> | <b>0</b> | <b>3</b>  | <b>4.05</b> | <b>0</b> | <b>0</b> | <b>13.1</b> | <b>10</b> | <b>6</b>  | <b>6</b>  | <b>2</b> | <b>4</b>  | <b>1</b> | <b>0</b> | <b>14</b> | <b>.200</b> | <b>190</b>  |
| 7/1             | @KC  | 0        | 1        | 0        | 1        | 0         | 4.28        | 0        | 0        | 1.0         | 4         | 3         | 3         | 0        | 0         | 0        | 0        | 0         | .239        | 26          |
| 7/3             | LAA  | 0        | 0        | 0        | 0        | 0         | 4.61        | 0        | 0        | 1.0         | 2         | 2         | 2         | 1        | 0         | 0        | 0        | 0         | .244        | 20          |
| 7/6             | Bal  | 0        | 0        | 0        | 0        | 1         | 4.50        | 0        | 0        | 1.0         | 2         | 0         | 0         | 0        | 1         | 0        | 0        | 1         | .248        | 30          |
| 7/9             | Bal  | 0        | 0        | 0        | 0        | 0         | 4.81        | 0        | 0        | 1.0         | 3         | 2         | 2         | 0        | 0         | 0        | 0        | 0         | .257        | 24          |
| 7/15            | @Hou | 0        | 0        | 0        | 0        | 1         | 4.74        | 0        | 0        | 0.2         | 2         | 0         | 0         | 0        | 1         | 0        | 0        | 0         | .263        | 19          |
| 7/17            | NYN  | 0        | 0        | 0        | 1        | 0         | 4.80        | 0        | 0        | 1.1         | 2         | 1         | 1         | 0        | 0         | 0        | 0        | 3         | .265        | 22          |
| 7/19            | NYN  | 0        | 0        | 0        | 0        | 0         | 4.76        | 0        | 0        | 0.1         | 0         | 0         | 0         | 0        | 0         | 0        | 0        | 1         | .264        | 5           |
| 7/21            | Det  | 0        | 0        | 0        | 0        | 0         | 4.66        | 0        | 0        | 1.0         | 1         | 0         | 0         | 0        | 0         | 0        | 0        | 0         | .263        | 11          |
| 7/23            | Det  | 0        | 0        | 0        | 0        | 0         | 4.63        | 0        | 0        | 0.1         | 2         | 0         | 0         | 0        | 0         | 0        | 0        | 0         | .270        | 6           |
| 7/29            | @Oak | 0        | 0        | 0        | 0        | 1         | 4.44        | 0        | 0        | 2.0         | 1         | 0         | 0         | 0        | 0         | 0        | 0        | 2         | .267        | 23          |
| 7/30            | @Oak | 0        | 1        | 0        | 0        | 0         | 4.50        | 0        | 0        | 1.1         | 2         | 1         | 1         | 1        | 0         | 0        | 0        | 1         | .269        | 18          |
| <b>JULY</b>     |      | <b>0</b> | <b>2</b> | <b>0</b> | <b>2</b> | <b>3</b>  | <b>7.36</b> | <b>0</b> | <b>0</b> | <b>11.0</b> | <b>21</b> | <b>9</b>  | <b>9</b>  | <b>2</b> | <b>2</b>  | <b>0</b> | <b>0</b> | <b>8</b>  | <b>.396</b> | <b>204</b>  |
| 8/8             | Mil  | 1        | 0        | 0        | 0        | 0         | 4.33        | 0        | 0        | 2.0         | 2         | 1         | 0         | 0        | 0         | 0        | 0        | 3         | .268        | 30          |
| 8/10            | @Mil | 0        | 0        | 0        | 0        | 0         | 4.25        | 0        | 0        | 1.0         | 0         | 0         | 0         | 0        | 0         | 0        | 0        | 2         | .264        | 13          |
| 8/11            | @Det | 0        | 0        | 0        | 0        | 0         | 4.17        | 0        | 0        | 1.0         | 0         | 0         | 0         | 0        | 0         | 0        | 0        | 0         | .260        | 11          |
| 8/13            | @Det | 1        | 0        | 0        | 0        | 0         | 4.04        | 0        | 0        | 1.2         | 1         | 0         | 0         | 0        | 0         | 0        | 0        | 1         | .257        | 33          |
| 8/18            | Ari  | 0        | 0        | 0        | 0        | 0         | 3.99        | 0        | 0        | 0.2         | 0         | 0         | 0         | 0        | 0         | 0        | 0        | 0         | .254        | 6           |
| 8/21            | @CWS | 0        | 0        | 1        | 1        | 0         | 3.94        | 0        | 0        | 3.0         | 1         | 1         | 1         | 1        | 1         | 0        | 0        | 2         | .248        | 41          |
| 8/26            | @Tor | 0        | 0        | 0        | 0        | 0         | 4.53        | 0        | 0        | 0.1         | 3         | 4         | 4         | 0        | 1         | 0        | 0        | 0         | .257        | 19          |
| <b>AUGUST</b>   |      | <b>2</b> | <b>0</b> | <b>1</b> | <b>1</b> | <b>0</b>  | <b>4.66</b> | <b>0</b> | <b>0</b> | <b>9.2</b>  | <b>7</b>  | <b>6</b>  | <b>5</b>  | <b>1</b> | <b>2</b>  | <b>0</b> | <b>0</b> | <b>8</b>  | <b>.194</b> | <b>153</b>  |
| 9/1             | KC   | 0        | 0        | 0        | 0        | 0         | 4.65        | 0        | 0        | 2.1         | 3         | 2         | 2         | 1        | 0         | 0        | 0        | 3         | .259        | 41          |
| 9/4             | @TB  | 0        | 0        | 0        | 0        | 0         | 4.74        | 0        | 0        | 0.2         | 3         | 1         | 1         | 0        | 0         | 0        | 0        | 0         | .267        | 15          |
| 9/8             | @KC  | 0        | 0        | 0        | 0        | 1         | 4.81        | 0        | 0        | 1.0         | 1         | 1         | 1         | 0        | 0         | 0        | 0        | 1         | .267        | 9           |
| 9/9             | @KC  | 0        | 0        | 0        | 0        | 0         | 4.81        | 0        | 0        | 0.0         | 1         | 0         | 0         | 0        | 1         | 1        | 0        | 0         | .270        | 1           |
| 9/15            | Tor  | 0        | 0        | 0        | 0        | 0         | 4.66        | 0        | 0        | 2.0         | 1         | 0         | 0         | 0        | 2         | 1        | 0        | 3         | .266        | 30          |
| 9/18            | @NYN | 0        | 0        | 0        | 0        | 0         | 4.61        | 0        | 0        | 0.2         | 0         | 0         | 0         | 0        | 0         | 0        | 0        | 0         | .263        | 18          |
| 9/20            | @NYN | 0        | 0        | 0        | 0        | 0         | 4.97        | 0        | 0        | 0.2         | 3         | 3         | 3         | 1        | 0         | 0        | 0        | 1         | .269        | 21          |
| 9/26            | @Cle | 0        | 0        | 0        | 0        | 0         | 5.14        | 0        | 0        | 1.1         | 4         | 2         | 2         | 0        | 1         | 0        | 0        | 1         | .277        | 38          |
| 9/29            | Det  | 0        | 0        | 0        | 0        | 1         | 5.01        | 0        | 0        | 1.2         | 0         | 0         | 0         | 0        | 0         | 0        | 0        | 1         | .272        | 23          |
| 10/1            | Det  | 0        | 0        | 0        | 0        | 1         | 4.94        | 0        | 0        | 1.0         | 2         | 0         | 0         | 0        | 0         | 0        | 0        | 0         | .275        | 12          |
| <b>SEPT/OCT</b> |      | <b>0</b> | <b>0</b> | <b>0</b> | <b>0</b> | <b>3</b>  | <b>7.15</b> | <b>0</b> | <b>0</b> | <b>11.1</b> | <b>18</b> | <b>9</b>  | <b>9</b>  | <b>2</b> | <b>4</b>  | <b>2</b> | <b>0</b> | <b>10</b> | <b>.360</b> | <b>208</b>  |
| <b>Totals</b>   |      | <b>2</b> | <b>3</b> | <b>1</b> | <b>3</b> | <b>12</b> | <b>4.94</b> | <b>0</b> | <b>0</b> | <b>71.0</b> | <b>79</b> | <b>41</b> | <b>39</b> | <b>9</b> | <b>18</b> | <b>5</b> | <b>1</b> | <b>67</b> | <b>.275</b> | <b>1126</b> |





# DIETRICH ENNS

**HEIGHT/WEIGHT:** 6-1/207

**BATS/THROWS:** L/L

**BORN:** 05/16/1991 in Frankfort, Ill

**AGE:** 26

**ACQUIRED:** Trade with New York-AL, 7/30/17

**M.L. SERVICE:** 27 days

**CONTRACT STATUS:** Signed thru 2017



**LEFT-HANDED PITCHER**

**47**

**PERSONAL:** Grew up in Frankfort, IL, where he attended Lincoln-Way East High School...played three seasons at Central Michigan (2010-12)...as a freshman in 2010, earned Louisville Slugger Freshman All-America and First-Team All-MAC, and was named MAC Freshman of the Year after going 7-0 with a 2.12 ERA (59.1 IP, 34 H, 25 R, 14 ER, 27 BB, 64 K) in 20 appearances (two starts)...was named to the 2011 Cape Cod League All-Star Team.

## 2017:

- Attended first career spring training with the Yankees; optioned to Triple-A Scranton/Wilkes-Barre March 15.
- Began season making two starts with S/W-B allowing two runs in 11.0 IP.
- Missed two months with a right shoulder strain; made one rehab start with GCL Yankees; reinstated July 1 and made five starts with S/W-B posting a 2.54 ERA (28.1 IP, 8 ER).
- Acquired by Twins from New York-AL on July 30, along with Zack Littell, in exchange for left-handed pitcher Jaime García.
- Made one start for Triple-A Rochester after being acquired, allowing two runs in 6.0 innings; recalled August 10.
- Made major league debut August 10 at Milwaukee, allowing two runs (1 earned) on five hits in 2.1 innings pitched and did not factor into the decision; recorded first career hit, an infield single off Zach Davies in the third inning.
- Placed on 10-day disabled list August 17 with a left shoulder strain, ending his season.

**2016:** Began the season with Trenton and went 7-2 with a 1.93 ERA (70.0 IP, 55 H, 15 ER, 30 BB, 74 K, 3 HR) en route to being selected to the Eastern League Midseason All-Star Team...was named EL Player of the Month for April after going 3-0 and tossing 23.2 scoreless innings, over four starts to set a Thunder record for a season-opening scoreless streak (23.2 IP)...on April 22 vs. Akron, recorded a career-high 11 strikeouts over 6.0 scoreless innings (1 H, 3 BB), as his no-hit bid was broken up in the sixth inning by a Clint Frazier double...moved to the bullpen following his August 15 start and logged a 1-0 record, one save and a 3.86 ERA (7.0 IP, 3 ER) in four relief appearances...also recorded a save and tossed 3.1 scoreless innings in two postseason relief appearances...was added to the Yankees 40-man roster on November 11, 2016.

**2015:** Began the season with the GCL Yankees 2 and did not allow an earned run in three starts (1-0, 11.1 IP, 6 H, 2R, 6 BB, 15 K)...transferred to Tampa on July 12 and went 1-1 with a 0.76 ERA (47.1 IP, 4ER) in 10 games (9 starts)...combined with the GCL Yankees 2 and Single-A Tampa to go 2-1 with a 0.61 ERA (58.2 IP, 33 H, 12 R, 4 ER, 20 BB, 55 K) in 13 games (12 starts)...posted an 8.44 K/9.0IP ratio...had the lowest ERA among minor leaguers who threw at least 50.0 IP.

**2014:** Spent the entire season with Single-A Tampa, going 3-2 with a 1.42 ERA (25.1 IP, 16 H, 4 ER, 10 BB, 26K) in 13 games (1 start)...held opponents to a .184 (16-for-87) batting average.

**2013:** Was selected to the South Atlantic League Midseason All-Star Team...named SAL Pitcher of the Week for the period from May 20-26, going 2-0 in two games (6.0 IP, 3 H, 0 R, 0 BB, 11K)...combined at Single-A Charleston and Single-A Tampa to go 4-6 with one save and a 2.94 ERA (82.2 IP, 59 H, 39 R, 27 ER, 35 BB, 112 K) in 28 appearances (8 starts)...promoted to Tampa on June 17 and went 0-5 with a 5.63 ERA (38.1 IP, 24 ER) in nine games (7 starts).

**2012:** Made his professional debut, going 2-0 with a 2.11 ERA (42.2 IP, 34 H, 10 ER, 15 BB, 33K) in 22 relief appearances with short-season Single-A Staten Island...held opponents to a .218 (34-for-156) batting average.

**PROFESSIONAL:** Selected by New York-AL in 19th round of the 2012 First-Year Player Draft out of Central Michigan University.

| 2017 SINGLE-GAME HIGHS   |                 |             |                |
|--------------------------|-----------------|-------------|----------------|
| IP: 2.1                  | 8/10 at MIL     | Walks: 1    | 8/10 at MIL    |
| SO: 2                    | 8/15 vs. CLE    | CG: --      |                |
| Win-Streak: --           |                 | Low-Hit: -- |                |
| CAREER SINGLE-GAME HIGHS |                 |             |                |
| IP: 2.1                  | 8/10/17 at MIL  | Walks: 1    | 8/10/17 at MIL |
| SO: 2                    | 8/15/17 vs. CLE | CG: --      |                |
| Win-Streak: --           |                 | Low-Hit: -- |                |

| ENNS' PITCHING RECORD |               |       |      |     |    |    |    |    |       |     |     |    |    |    |     |     |    |      |      |
|-----------------------|---------------|-------|------|-----|----|----|----|----|-------|-----|-----|----|----|----|-----|-----|----|------|------|
| YEAR                  | CLUB          | W-L   | ERA  | G   | GS | CG | SH | SV | IP    | H   | R   | ER | HR | HB | BB  | SO  | WP | K/9  | BAA  |
| 2012                  | Staten Island | 2-0   | 2.11 | 22  | 0  | 0  | 0  | 0  | 42.2  | 34  | 10  | 10 | 0  | 0  | 15  | 33  | 0  | 7.0  | .218 |
| 2013                  | Charleston    | 4-1   | 0.61 | 19  | 1  | 0  | 0  | 1  | 44.1  | 23  | 5   | 3  | 0  | 3  | 14  | 69  | 0  | 14.0 | .151 |
|                       | Tampa         | 0-5   | 5.63 | 9   | 7  | 0  | 0  | 0  | 38.1  | 36  | 34  | 24 | 4  | 2  | 21  | 41  | 0  | 10.1 | .248 |
| 2014                  | Tampa         | 3-2   | 1.42 | 13  | 1  | 0  | 0  | 0  | 25.1  | 16  | 4   | 4  | 1  | 1  | 10  | 26  | 1  | 9.2  | .184 |
| 2015                  | GCL Yankees 2 | 1-0   | 0.00 | 3   | 3  | 0  | 0  | 21 | 11.1  | 6   | 2   | 0  | 0  | 0  | 6   | 15  | 0  | 11.9 | .150 |
|                       | Tampa         | 1-1   | 0.76 | 10  | 9  | 0  | 0  | 0  | 47.1  | 27  | 10  | 4  | 0  | 1  | 14  | 40  | 4  | 7.6  | .163 |
| 2016                  | Trenton       | 7-2   | 1.93 | 12  | 12 | 1  | 0  | 0  | 70.0  | 55  | 15  | 15 | 3  | 1  | 30  | 74  | 0  | 9.5  | .221 |
|                       | Scranton/WB   | 7-2   | 1.52 | 14  | 10 | 0  | 0  | 0  | 65.0  | 47  | 13  | 11 | 3  | 2  | 26  | 50  | 1  | 6.9  | .208 |
| 2017                  | Yankees East  | 1-0   | 0.00 | 1   | 0  | 0  | 0  | 0  | 6.0   | 2   | 0   | 0  | 0  | 0  | 0   | 10  | 1  | 15.0 | .095 |
|                       | Scranton/WB   | 1-1   | 2.52 | 7   | 7  | 0  | 0  | 0  | 39.1  | 30  | 11  | 10 | 1  | 2  | 10  | 37  | 0  | 8.5  | .207 |
|                       | Rochester     | 0-1   | 2.13 | 3   | 1  | 1  | 0  | 1  | 11.2  | 13  | 3   | 3  | 2  | 0  | 4   | 9   | 0  | 6.9  | .289 |
|                       | MINNESOTA     | 0-0   | 6.75 | 2   | 1  | 0  | 0  | 0  | 4.0   | 7   | 4   | 3  | 2  | 0  | 1   | 2   | 0  | 4.5  | .350 |
| Minor League Totals   |               | 27-15 | 1.88 | 113 | 51 | 2  | 0  | 3  | 401.1 | 289 | 107 | 84 | 14 | 12 | 150 | 406 | 8  | 9.1  | .202 |
| Major League Totals   |               | 0-0   | 6.75 | 2   | 1  | 0  | 0  | 0  | 4.0   | 7   | 4   | 3  | 2  | 0  | 1   | 2   | 0  | 4.5  | .350 |

| ENNS' CAREER FIELDING RECORD |      |   |    |   |   |    |    |    |  |
|------------------------------|------|---|----|---|---|----|----|----|--|
| POSITION                     | PCT  | G | PO | A | E | TC | DP | PB |  |
| Pitcher                      | .000 | 2 | 0  | 0 | 1 | 1  | 0  | —  |  |

| ENNS' BATTING RECORD |      |    |   |   |    |    |    |     |    |    |     |    |    |    |      |       |
|----------------------|------|----|---|---|----|----|----|-----|----|----|-----|----|----|----|------|-------|
| BATTING              | AVG  | AB | R | H | 2B | 3B | HR | RBI | SH | SF | HBP | BB | SO | SB | OBP  | OPS   |
| Career               | .500 | 2  | 0 | 1 | 0  | 0  | 0  | 0   | 0  | 0  | 0   | 0  | 1  | 0  | .500 | 1.000 |

| ENNS' GAME LOGS |      |   |   |    |     |     |      |    |    |     |   |   |    |    |    |     |    |    |      |      |
|-----------------|------|---|---|----|-----|-----|------|----|----|-----|---|---|----|----|----|-----|----|----|------|------|
| DATE            | OPP. | W | L | SV | SVO | HLD | ERA  | GS | CG | IP  | H | R | ER | HR | BB | IBB | HB | SO | AVG  | #PIT |
| 8/10            | @Mil | 0 | 0 | 0  | 0   | 0   | 3.86 | 1  | 0  | 2.1 | 5 | 2 | 1  | 1  | 1  | 0   | 0  | 0  | .385 | 53   |
| 8/15            | Cle  | 0 | 0 | 0  | 0   | 0   | 6.75 | 0  | 0  | 1.2 | 2 | 2 | 2  | 1  | 0  | 0   | 0  | 2  | .350 | 33   |
| AUGUST          |      | 0 | 0 | 0  | 0   | 0   | 6.75 | 1  | 0  | 4.0 | 7 | 4 | 3  | 2  | 1  | 0   | 0  | 2  | .350 | 86   |
| Totals          |      | 0 | 0 | 0  | 0   | 0   | 6.75 | 1  | 0  | 4.0 | 7 | 4 | 3  | 2  | 1  | 0   | 0  | 2  | .350 | 86   |



# EDUARDO ESCOBAR

**HEIGHT/WEIGHT:** 5-10/185  
**BATS/THROWS:** S/R  
**BORN:** 1/5/89 at Villa de Cura, VZ  
**AGE:** 28  
**RESIDES:** La Pica, Palo Negro, VZ  
**ACQUIRED:** Trade with Chicago-AL, 7/28/12  
**M.L. SERVICE:** 5 years, 128 days  
**CONTRACT STATUS:** Signed thru 2017



INFIELDER

5

@ESCOBARMARACAY

**PERSONAL:** Eduardo Jose Escobar...wife Eucaris (Alvarez)...four sons, Eduardo Jr., Raul, Jose Emmanuel and Diego, and one daughter Isadora...listens to American music to help improve his English...named winner of Gold Glove at shortstop in Venezuelan Winter League in 2014 while playing for Tigres de Aragua...purchases game tickets for, and visits with, local Spanish-speaking students...visits local schools to share his story of perseverance and hard work with Spanish-speaking students...given 2016 Carl R. Pohlad for Outstanding Community Service...named one of six finalists for the 2017 Marvin Miller Man of the Year award, representing the Twins and the AL Central...participated in 2016 and '17 Twins Winter Caravan.

**CAREER HIGHLIGHTS:** Recorded consecutive 30-double seasons with 35 in 2014 and 31 in 2015, becoming the first switch hitter in Twins history to reach 30 doubles in consecutive seasons; 35 being the most in a single season for switch hitters...scored a run in 12 straight games August 20-September 3, 2015, tied for third longest streak in Twins history with Rich Rollins (1964), trailing only Kirby Puckett's 14 (1986) and Orlando Cabrera's 13 (2009)...given 2013 Charles O. Johnson Award for Twins Most Improved Player as voted on by the Twin Cities Chapter of the BBWAA...acquired by Minnesota July 28, 2012 in exchange for left-handed pitcher Francisco Liriano.

## 2017:

- Made Twins Opening Day roster for fifth consecutive season and sixth of major league career (Chicago-AL, 2012).
- Tied career-high with five hits (6 at-bats) in a Twins 20-7 win over Seattle June 13.
- Hit safely in career-high nine straight games June 13-22, hitting .472 (17-for-36) with four doubles, two home runs and six RBI during the streak.
- Made first career appearance as catcher June 6 at Seattle; caught catcher Chris Gimenez, who was making one of his six appearances on the mound.
- Hit .354 (29-for-82) with four doubles, four home runs and 10 RBI in 24 August games; ranked seventh in the AL in average.
- Recorded 100th career double August 17 vs. Cleveland (Game 2).
- Recorded second career multi-homer game September 2 vs. Kansas City; the first home run was his 13th, setting a single-season career high; tied single-game career high with six RBI.
- Tied for third in the AL in RBI from August 17 through the end of the season.
- Named one of six finalists for the 2017 Marvin Miller Man of the Year award representing the Twins.
- Became Twins primary third basemen in Miguel Sanó's absence (DL) from late August through end of season.
- Hit .255 (41-for-161) with seven home runs as right-handed hitter and .253 (75-for-296) with 14 home runs as left-handed hitter.
- Played 79 games (77 starts) at third base, 16 games (12 starts) at shortstop, nine games (7 starts) at second base, two games (0 starts) in left field and one at catcher.
- Set career highs in RBI (73), home runs (21), runs (62), triples (5), walks (33) and stolen bases (5).

**2016:** Made Twins Opening Day roster for fourth consecutive season...placed on 15-day disabled list May 7 with a left groin strain; reinstated May 23...hit safely in season-high seven straight games June 17-24, hitting .440 (11-for-25) with one double, two triples, two home runs and nine RBI during the streak...homered in back-to-back games for the second time in career June 17 and 18 vs. New York-AL...hit .306 (11-for-36) with three doubles, two home runs and six RBI in 11 July games...made first career pitching appearance August 11 vs. Houston (Game 1), pitching 1.0 scoreless inning with one hit allowed...12th time in club history for position player to pitch and ninth different player...hit .249 (60-for-241) as left-handed hitter and .207 (23-for-111) as right-handed hitter...played 71 games at shortstop (66 starts), 23 at third base (20 starts), six at

| 2017 SINGLE-GAME HIGHS            |  |                                  |  |
|-----------------------------------|--|----------------------------------|--|
| Hits: 5, 6/13 vs. SEA             |  | HR: 2, 9/2 vs. KC                |  |
| RBI: 6, 9/2 vs. KC                |  | GS: --                           |  |
| Hit-Streak: 9, 6/13-22            |  | SB: 1, 5x, last 9/17 vs. TOR     |  |
| CAREER SINGLE-GAME HIGHS          |  |                                  |  |
| Hits: 5, 2x, last 6/13/17 vs. SEA |  | HR: 2, 2x, last 9/2/17 vs. KC    |  |
| RBI: 6, 2x, last 9/2/17 vs. KC    |  | GS: --                           |  |
| Hit-Streak: 9, 6/13-22/17         |  | SB: 1, 12x, last 9/17/17 vs. TOR |  |
| WALK-OFF HITS                     |  | MULTI-HOMER GAMES                |  |
| 6/24/12 vs. MIL (1B)              |  | 8/26/15 at TB                    |  |
| 4/3/13 vs. DET (2B)               |  | 9/2/17 vs. KC                    |  |
| 8/11/15 vs. TEX (2B)              |  |                                  |  |

second base (2 starts) and two in leftfield (no starts)...given 2016 Carl R. Pohlad for Outstanding Community Service.

**2015:** Made Twins Opening Day roster for third consecutive season and fourth of his major league career...recorded third career walk-off hit and second of career as a Twin August 11 vs. Texas off Spencer Patton, hitting an RBI-double with two outs in the ninth inning in a Twins 3-2 win...recorded first career two-homer game August 26 at Tampa Bay, both as a left-handed batter...scored a run in 12 straight games August 20-September 3, tied for third longest streak in Twins history with Rich Rollins (1964), trailing only Kirby Puckett's 14 (1986) and Orlando Cabrera's 13 (2009)...the streak was tied with Colorado's Nolan Arenado for longest in baseball in 2015...hit 30th double September 22 vs. Cleveland, giving him consecutive 30-plus double seasons...ranked fourth in batting average (.286) among AL shortstops from July 31 until end of season; also ranked first in doubles (18), second in slugging percentage (.524), tied for third in home runs (8) and tied for fourth in runs (31)...became everyday shortstop at end of August and hit .287 (39-for-136) with 12 doubles, one triple, seven home runs, 23 RBI and 23 runs scored in final 38 games of season...hit .277 (36-for-130) with seven home runs as right-handed batter and .254 (71-for-279) with five home runs as left-handed batter...set single-season career-highs in home runs (12), triples (4), RBI (58) and walks (28)...played 71 games at shortstop (all starts), 35 in leftfield (27 starts), 11 games at second (4 starts), five at third (all starts) and one in rightfield.

**2014:** Made Twins Opening Day roster for second consecutive season and third of his career (Chicago-AL in 2012)...became Twins primary shortstop in early May when Twins optioned Pedro Florimon...hit .322 (29-for-90) in 27 May games with 13 doubles — tied with Ian Kinsler (May) and Denard Span (June) for most doubles in any month among all major leaguers...recorded career-high five hits August 22 vs. Detroit, falling a double short of the cycle...according to Elias Sports Bureau, he became the first player to collect five hits, including a home run, in a game from either the eighth or ninth slot in the lineup since Detroit's Carlos Pena had six hits, including a pair of homers, at Kansas City in 2004...became second Twin on the season to get hits off five different pitchers in the same game — Danny Santana did it against the Chicago-AL on August 3...ranked second on the Twins in doubles (35) and tied for 10th in the AL...given the Charles O. Johnson Award for Twins Most Improved Player as voted on by the Twin Cities Chapter of the BBWAA.

**2013:** Made Twins Opening Day roster, marking his second time on a major league Opening Day roster (Chicago-AL in 2012)...hit walk-off two-run double April 3 vs. Detroit, giving the Twins the 3-2 victory and his second career walk-off hit...hit first career home run April 9 at Kansas City, a solo shot off Jeremy Guthrie...named International League Player of the Week September 3 after leading the IL with 12 hits, three home runs, nine RBI, seven runs scored and a .867 slugging percentage in the season's final eight games.

**2012:** Made White Sox Opening Day roster, the first of his career...entered season ranked 10th best prospect and best defensive infielder in White Sox organization for third straight season by *Baseball America*...acquired from Chicago-AL in exchange for Francisco Liriano July 28, 2012; spent entire season on White Sox 25-man roster prior to being traded to Twins...added to Twins 40-man roster and assigned to Triple-A Rochester...made Twins debut, going 2-for-4 with three RBI and two runs scored September 4 at Chicago-AL.

**2011:** Spent majority of season with Triple-A Charlotte (Chicago-AL)...recalled September 3 and made major league debut that night at Detroit...entered game as defensive replacement at shortstop and picked up first major league hit, a single off Justin Verlander...hit .255 (47-for-184) with one home run and 19 RBI in 53 games with La Guaira in Venezuelan Winter League...entered season ranked by *Baseball America* as best defensive infielder and fifth best prospect in White Sox organization.

**2010:** Named to Mid- and Postseason Carolina League All-Star teams...named best defensive shortstop in CL by *Baseball America*...ranked among White Sox organizational leaders in triples (2nd, 11), runs scored (T-2nd, 158) and total bases (T-6th, 224)...appeared in 28 games with Peoria Saguaros in Arizona Fall League, hitting .300 (33-for-110) with four home runs, 15 RBI and 22 runs scored...ranked among AFL leaders in total bases (1st, 59), triples (T-1st, 5), runs scored (2nd), home runs (T-3rd) and hits (T-3rd)...named to AFL West Division Rising Stars team...entered season ranked as best defensive infielder in the White Sox organization by *Baseball America*...played six games with La Guaira in Venezuelan Winter League.

**2009:** Spent season at Single-A Kannapolis (Chicago-AL)...led team in runs scored (64) and stolen bases (20)...hit .269 (7-for-26) in 26 games with La Guaira in Venezuelan Winter League.

**2008:** Began season with Rookie Great Falls before being promoted to Single-A Kannapolis, batting .281 (75-for-267) in 66 combined games.

**2007:** Spent entire season with the Dominican Summer League White Sox.

**2006:** Made professional debut with Venezuelan Summer League White Sox.

**PROFESSIONAL:** Signed by Chicago-AL as undrafted free agent January 28, 2006.

# ESCOBAR'S PLAYING RECORD

| YEAR                | CLUB              | AVG  | G   | AB   | R   | H   | 2B  | 3B | HR | RBI | SH | SF | HBP | BB  | SO  | SB | CS | OBP  | OPS   |
|---------------------|-------------------|------|-----|------|-----|-----|-----|----|----|-----|----|----|-----|-----|-----|----|----|------|-------|
| 2006                | VSL O's/White Sox | .236 | 46  | 123  | 21  | 29  | 3   | 1  | 0  | 17  | 6  | 1  | 1   | 14  | 25  | 7  | 6  | .317 | .593  |
| 2007                | DSL White Sox2    | .291 | 64  | 247  | 56  | 72  | 5   | 4  | 0  | 18  | 6  | 2  | 5   | 22  | 45  | 19 | 14 | .359 | .703  |
| 2008                | Great Falls       | .417 | 6   | 24   | 6   | 10  | 2   | 1  | 1  | 4   | 0  | 1  | 1   | 2   | 3   | 1  | 1  | .464 | 1.172 |
|                     | Kannapolis        | .267 | 60  | 243  | 37  | 65  | 6   | 1  | 0  | 22  | 8  | 2  | 0   | 13  | 65  | 4  | 3  | .302 | .602  |
| 2009                | Kannapolis        | .256 | 128 | 464  | 64  | 119 | 10  | 7  | 3  | 41  | 17 | 3  | 1   | 29  | 91  | 20 | 6  | .300 | .628  |
| 2010                | Winston-Salem     | .285 | 87  | 368  | 57  | 105 | 18  | 8  | 3  | 39  | 11 | 4  | 2   | 23  | 76  | 8  | 5  | .327 | .729  |
|                     | Birmingham        | .262 | 49  | 202  | 22  | 53  | 8   | 3  | 3  | 22  | 5  | 0  | 0   | 9   | 35  | 3  | 0  | .294 | .670  |
| 2011                | Charlotte         | .266 | 137 | 489  | 55  | 130 | 23  | 4  | 4  | 49  | 15 | 4  | 1   | 27  | 104 | 13 | 8  | .303 | .657  |
|                     | CHICAGO-AL        | .286 | 9   | 7    | 0   | 2   | 0   | 0  | 0  | 0   | 0  | 0  | 0   | 0   | 1   | 0  | 0  | .286 | .572  |
| 2012                | CHICAGO-AL        | .207 | 36  | 87   | 14  | 18  | 4   | 1  | 0  | 3   | 1  | 0  | 0   | 9   | 23  | 2  | 0  | .281 | .557  |
|                     | Rochester         | .217 | 35  | 138  | 19  | 30  | 3   | 3  | 1  | 9   | 4  | 1  | 0   | 8   | 26  | 3  | 1  | .259 | .563  |
|                     | MINNESOTA         | .227 | 14  | 44   | 4   | 10  | 0   | 0  | 0  | 6   | 1  | 1  | 1   | 2   | 8   | 1  | 0  | .271 | .498  |
| 2013                | Rochester         | .307 | 43  | 166  | 22  | 51  | 16  | 2  | 4  | 27  | 1  | 1  | 3   | 17  | 37  | 6  | 2  | .380 | .880  |
|                     | MINNESOTA         | .236 | 66  | 165  | 23  | 39  | 5   | 2  | 3  | 10  | 2  | 1  | 0   | 11  | 34  | 0  | 2  | .282 | .627  |
| 2014                | MINNESOTA         | .275 | 133 | 433  | 52  | 119 | 35  | 2  | 6  | 37  | 4  | 2  | 2   | 24  | 93  | 1  | 1  | .315 | .721  |
| 2015                | MINNESOTA         | .262 | 127 | 409  | 48  | 107 | 31  | 4  | 12 | 58  | 2  | 5  | 2   | 28  | 86  | 2  | 3  | .309 | .754  |
| 2016                | Ft. Myers         | .364 | 3   | 11   | 1   | 4   | 1   | 1  | 0  | 0   | 0  | 0  | 0   | 1   | 1   | 0  | 0  | .417 | 1.053 |
|                     | MINNESOTA         | .236 | 105 | 352  | 32  | 83  | 14  | 2  | 6  | 37  | 2  | 1  | 1   | 21  | 72  | 1  | 3  | .280 | .618  |
| 2017                | MINNESOTA         | .254 | 129 | 457  | 62  | 116 | 16  | 5  | 21 | 73  | 1  | 3  | 5   | 33  | 98  | 5  | 1  | .449 | .758  |
| Minor League Totals |                   | .270 | 658 | 2475 | 360 | 668 | 95  | 35 | 19 | 248 | 73 | 19 | 14  | 165 | 508 | 84 | 46 | .317 | .676  |
| Major League Totals |                   | .253 | 619 | 1954 | 235 | 494 | 105 | 16 | 48 | 224 | 13 | 13 | 11  | 128 | 415 | 12 | 10 | .301 | .697  |

# ESCOBAR'S CAREER FIELDING RECORD

| POSITION    | PCT  | G   | PO  | A    | E  | TC   | DP  | PB |
|-------------|------|-----|-----|------|----|------|-----|----|
| Shortstop   | .979 | 307 | 365 | 744  | 24 | 1133 | 181 | —  |
| Third Base  | .959 | 180 | 67  | 257  | 14 | 338  | 33  | —  |
| Second Base | .995 | 58  | 72  | 111  | 1  | 185  | 28  | —  |
| Outfield    | .986 | 45  | 67  | 6    | 1  | 74   | 1   | —  |
| Catcher     | - -  | 1   | 0   | 0    | 0  | 0    | 0   | —  |
| Pitcher     | - -  | 1   | 0   | 0    | 0  | 0    | 0   | —  |
| Totals      | .977 | 592 | 572 | 1118 | 40 | 1730 | 243 | —  |





# MITCH GARVER

**HEIGHT/WEIGHT:** 6-1/220  
**BATS/THROWS:** R/R  
**BORN:** 1/15/91 in Albuquerque, NM  
**AGE:** 26  
**RESIDES:** Albuquerque, NM  
**ACQUIRED:** 9th round, 2013 First-Year Player Draft  
**M.L. SERVICE:** 44 days  
**CONTRACT STATUS:** Signed thru 2017

@MITCHGARVER



CATCHER

43

**PERSONAL:** Mitchell Lynn Garver...2009 graduate of La Cueva (NM) High School...attended University of New Mexico for four years from 2010-13...hit .351 (284-for-809) with 66 doubles, 11 triples, 18 home runs, 167 RBI and 175 runs scored in 211 career games for Lobos...Honorable Mention catcher on 2013 Louisville Slugger/CollegeBaseballInsider.com team.

## 2017:

- Played in Twins spring training for third straight season; optioned to Triple-A Rochester on March 18.
- Appeared in the outfield for the first time in his career on June 9 vs. Syracuse; made 14 starts in left field for the Red Wings.
- Became first Red Wing to hit three home runs in one game July 9 vs. Syracuse.
- Became first Red Wings catcher to be named an International League Postseason All-Star since Jose Morales in 2007.
- Hit 14 home runs as a catcher for Rochester, the most for a Red Wing catcher since at least 1990.
- Recalled from Triple-A Rochester on August 18 and made major league debut the next night, striking out against Arizona's J.J. Hoover in a pinch-hitting appearance.
- Collected first major league hit on August 20 vs. Arizona, an infield single to third base off Braden Shipley.
- First career three-hit game came August 30 vs. Chicago-AL, including a double, a triple and a walk.

**2016:** Was an invite to Twins spring training for second straight season; reassigned to minor league camp March 18 and began season with Double-A Chattanooga...placed on 7-day disabled list May 12 with concussion-like symptoms; reinstated May 25...named Southern League Midseason All-Star...named Twins minor league Player of the Week July 9, hitting .455 (10-for-22) with four doubles, one home run, five RBI, seven runs scored and six walks in six games for the Lookouts...promoted to Triple-A Rochester August 9...combined to hit .270 (117-for-434) with 30 doubles, 12 home runs, 74 RBI, 50 runs scored and 50 walks in 117 games between Chattanooga and Rochester...caught 60 games and played 16 games at first base...added to Twins 40-man roster November 18...played 19 games for Surprise in the Arizona Fall League, hitting .229 (16-for-70) with four doubles, four home runs and 14 RBI...named to AFL's Top Prospect Team...named 17th best prospect in Twins system by *Baseball America*, entering 2017.

**2015:** Was an invite to Twins spring training; reassigned to minor league camp March 15 and spent entire season with Single-A Ft. Myers...hit .330 (29-for-88) with eight doubles and 10 RBI in 24 June games...hit safely in season-high 10 straight games August 5-15, hitting .400 (14-for-35) with three doubles, one triple, one home run, eight RBI and eight walks in that span...led Miracle in doubles (24), RBI (58), total bases (144) and walks (69), and ranked third in hits (106) and runs (46)...led Florida State League in walks (69) and ranked seventh in on-base percentage (.356)...hit .282 (37-for-131) against left-handed pitching and .228 (69-for-302) against right-handed pitching for the Miracle...played 77 games (75 starts) at catcher for the Miracle, 14 games at first base (all starts) and 34 games as designated hitter...played for Scottsdale in the Arizona Fall League, hitting .317 (13-for-41) with five doubles, one home run and nine RBI in 12 games.

**2014:** Spent entire season with Single-A Cedar Rapids...named Twins minor league Player of the Week April 11, hitting .400 (8-for-20) with three doubles, four home runs, six RBI, five walks and six runs scored in seven games...named Twins minor league Player of the Month for April, hitting .321 (25-for-78) with seven doubles, five home runs, 16 RBI, 13 runs scored and 11 walks in 23 games...hit safely in season-high 10 straight games May 25-June 4, hitting .436 (17-for-39) in that time...reached base safely via hit or walk in 28 straight games May 21-June 22, posting a .458 on-base percentage in that time...had first professional three-homer game July 21 vs. Ft. Wayne, including season-high five RBI...named Twins minor league Player of the Month for August, hitting .308 (28-for-91) with nine doubles, one home run, 13 RBI and 20 walks in 26 August

| 2017 SINGLE-GAME HIGHS    |        |                   |  |
|---------------------------|--------|-------------------|--|
| Hits: 3, 8/30 vs. CWS     | HR: -- |                   |  |
| RBI: 2, 9/28 at CLE       | GS: -- |                   |  |
| Hit-Streak: 2, 8/24-25    | SB: -- |                   |  |
| CAREER SINGLE-GAME HIGHS  |        |                   |  |
| Hits: 3, 8/30/17 vs. CWS  | HR: -- |                   |  |
| RBI: 2, 9/28/17 at CLE    | GS: -- |                   |  |
| Hit-Streak: 2, 8/24-25/17 | SB: -- |                   |  |
| WALK-OFF HITS             |        | MULTI-HOMER GAMES |  |
| None                      |        | None              |  |

games...hit .323 (31-for-96) against left-handed pitching and .290 (97-for-334) against right-handed pitching...named Midwest League Postseason All-Star...ranked fourth in the Midwest League in batting average (.298)...named catcher on Midwest League All-Star Team by *Baseball America*... was named catcher on Twins MiLB.com organizational All-Star team.

**2013:** Began professional career with Rookie Elizabethton...led E-Twins in doubles (15) and tied for team lead in RBI (30)...tied for fourth in the Appalachian League in doubles.

**PROFESSIONAL:** Selected by Twins in ninth round of 2013 First-Year Player Draft; signed by scout Ted Williams.

| GARVER'S BATTING RECORD |              |      |     |      |     |     |     |    |    |     |    |    |     |     |     |    |    |      |      |
|-------------------------|--------------|------|-----|------|-----|-----|-----|----|----|-----|----|----|-----|-----|-----|----|----|------|------|
| YEAR                    | CLUB         | AVG  | G   | AB   | R   | H   | 2B  | 3B | HR | RBI | SH | SF | HBP | BB  | SO  | SB | CS | OBP  | OPS  |
| 2013                    | Elizabethton | .243 | 56  | 202  | 16  | 49  | 15  | 2  | 2  | 30  | 1  | 1  | 2   | 19  | 31  | 0  | 0  | .313 | .679 |
| 2014                    | Cedar Rapids | .298 | 120 | 430  | 65  | 128 | 29  | 1  | 16 | 79  | 0  | 1  | 12  | 61  | 65  | 7  | 5  | .399 | .880 |
| 2015                    | Ft. Myers    | .245 | 127 | 433  | 46  | 106 | 24  | 1  | 4  | 58  | 0  | 8  | 10  | 69  | 82  | 5  | 3  | .356 | .689 |
| 2016                    | Chattanooga  | .257 | 95  | 358  | 44  | 92  | 25  | 0  | 11 | 66  | 0  | 5  | 1   | 43  | 86  | 1  | 3  | .334 | .753 |
|                         | Rochester    | .329 | 22  | 76   | 6   | 25  | 5   | 0  | 1  | 8   | 0  | 1  | 0   | 7   | 21  | 0  | 0  | .381 | .815 |
| 2017                    | Rochester    | .291 | 88  | 320  | 56  | 93  | 29  | 0  | 17 | 45  | 0  | 1  | 1   | 50  | 85  | 2  | 0  | .387 | .928 |
|                         | MINNESOTA    | .196 | 23  | 46   | 5   | 0   | 1   | 3  | 0  | 3   | 0  | 0  | 0   | 6   | 15  | 0  | 0  | .288 | .646 |
| Minor League Totals     |              | .271 | 508 | 1819 | 233 | 493 | 127 | 4  | 51 | 286 | 1  | 17 | 26  | 249 | 370 | 15 | 11 | .364 | .793 |
| Major League Totals     |              | .196 | 23  | 46   | 5   | 0   | 1   | 3  | 0  | 3   | 0  | 0  | 0   | 6   | 15  | 0  | 0  | .288 | .646 |

| GARVER'S CAREER FIELDING RECORD |       |    |    |   |   |    |    |    |  |
|---------------------------------|-------|----|----|---|---|----|----|----|--|
| POSITION                        | PCT   | G  | PO | A | E | TC | DP | PB |  |
| Catcher                         | .983  | 13 | 54 | 3 | 1 | 58 | 0  | 1  |  |
| First Base                      | .952  | 3  | 18 | 2 | 1 | 21 | 2  | —  |  |
| Outfield                        | 1.000 | 2  | 2  | 0 | 0 | 2  | 0  | —  |  |
| Totals                          | .975  | 17 | 74 | 5 | 2 | 81 | 2  | 1  |  |

QUALIFYING NUMBERS

To qualify for the batting championship, a player must have a minimum of 502 plate appearances or 3.1 plate appearances-per-number of his team's games.

To qualify for the ERA title a pitcher must have at least 162.0 innings pitched.

To qualify for the fielding championship, a player must have the highest percentage at his position and

(1) a catcher must have played in at least 81 games.

(2) an infielder or outfielder must have played in at least 108 games.

(3) a pitcher must have at least 162.0 innings pitched.



# DILLON GEE

**HEIGHT/WEIGHT:** 6-1/205

**BATS/THROWS:** R/R

**BORN:** 4/28/1986 in Cleburne, TX

**OPENING DAY AGE:** 31

**ACQUIRED:** Signed as minor league free agent, 6/22/17

**M.L. SERVICE:** 6 years, 25 days

**CONTRACT STATUS:** Signed thru 2017



**RIGHT-HANDED PITCHER**

**35**

@DILLONGEE35

**PERSONAL:** Dillon Kyle Gee...he and his wife, KariAnn, have 2 children, son Hudson and daughter Charlotte.

## 2017:

- ✦ Made four appearances (1 start) for Texas, posting a 6.92 ERA (13.0 IP, 6 ER).
- ✦ Made nine starts for Triple-A Round Rock, going 3-4, 3.38 ERA (51.0 IP, 22 ER).
- ✦ Designated for assignment on June 16 and signed by Twins as minor league free agent June 22.
- ✦ Contract selected June 22.
- ✦ Earned first career save August 8 vs. Milwaukee, pitching 4.0 scoreless innings with four hits, no walks and five strikeouts.
- ✦ Finished the season with an 11.0-inning scoreless streak since September 10.
- ✦ Made three starts for the Twins, going 1-2, 7.88 ERA (16.0 IP, 14 ER) and 14 relief appearances, going 2-0, 1.35 ERA (33.1 IP, 5 ER).

**2016:** Was 4-8, 5.55 (73.0 IP, 45 ER) in 14 starts and 4-1, 3.46 (52.0 IP, 20 ER) in 19 relief appearances with KC...was diagnosed with thoracic outlet syndrome and had surgery on 10/11.

**2015:** Began the year in the Mets' rotation...went 0-3, 5.90 (39.2 IP, 26 ER) in 8 appearances (7 starts) starts on the season...had Mets' club record streak of 51 straight starts with at least 5.0 IP end on 6/3 vs. SD (4.0 IP)...was outrighted to Las Vegas on 6/23 for remainder of season.

**2014:** Was the Mets' opening day starter...went 7-8, 4.00 ERA (137.1 IP, 61 ER) in 22 starts.

**2013:** Led the Mets' staff in wins (12), starts (32), complete games (2), and innings (199.0) and was 2nd in strikeouts (142).

**2012:** Was found to have a clot in an artery in his right shoulder in and underwent surgery on 7/13...missed the remainder of the season.

**2011:** Led the Mets' staff and all ML rookies with 13 wins...participated in the MLB All-Star Series in Taiwan after the season.

**2010:** Led all Triple-A pitchers with 165 strikeouts with Buffalo...was recalled on 9/6 and won at WAS in ML debut the following day.

**2009:** Made 9 starts to open the year at Buffalo before being sidelined for the season on 5/29 with a partially torn labrum in his right shoulder.

**2008:** Combined to go 10-6, 2.92 in 25 starts at St. Lucie (High-A) and Binghamton (AA).

**PROFESSIONAL:** Selected by New York-NL in the 21st round of the 2007 MLB First-Year Player Draft out of the University of Texas at Arlington.

## 2017 SINGLE-GAME HIGHS

|                             |                       |
|-----------------------------|-----------------------|
| IP: 6.0, 8/21 at CWS        | BB: 4, 6/6/17 vs. NYM |
| SO: 5, 2x, last 8/26 at TOR | CG: -                 |
| Win-Streak: 2, 9/14-21      | Low-Hit: -            |

## CAREER SINGLE-GAME HIGHS

|                             |                                |
|-----------------------------|--------------------------------|
| IP: 8.1, 6/17/13 at ATL     | BB: 6, 2x, last 8/22/11 at PHI |
| SO: 12, 5/30/13 at NYY      | CG: 3, last 9/21/13 at PHI     |
| Win-Streak: 7, 4/17-6/10/11 | Low-Hit: 4, 5/25/11 at CHC     |

| GEE'S PITCHING RECORD  |             |       |      |     |     |    |    |    |       |     |     |     |     |    |     |     |    |      |      |
|------------------------|-------------|-------|------|-----|-----|----|----|----|-------|-----|-----|-----|-----|----|-----|-----|----|------|------|
| YEAR                   | CLUB        | W-L   | ERA  | G   | GS  | CG | SH | SV | IP    | H   | R   | ER  | HR  | HB | BB  | SO  | WP | K/9  | BAA  |
| 2007                   | Brooklyn    | 3-1   | 2.47 | 14  | 11  | 0  | 0  | 0  | 62.0  | 57  | 17  | 17  | 1   | 6  | 9   | 56  | 0  | 8.1  | .249 |
| 2008                   | St. Lucie   | 8-6   | 3.25 | 21  | 21  | 0  | 0  | 0  | 127.1 | 117 | 49  | 46  | 6   | 9  | 19  | 94  | 3  | 6.6  | .245 |
|                        | Binghamton  | 2-0   | 1.33 | 4   | 4   | 0  | 0  | 0  | 27.0  | 18  | 4   | 4   | 1   | 1  | 5   | 20  | 0  | 6.7  | .194 |
| 2009                   | Buffalo     | 1-3   | 4.10 | 9   | 9   | 1  | 0  | 0  | 48.1  | 47  | 22  | 22  | 5   | 5  | 16  | 42  | 1  | 7.8  | .253 |
| 2010                   | Buffalo     | 13-8  | 4.96 | 28  | 28  | 0  | 0  | 0  | 161.1 | 174 | 96  | 89  | 23  | 13 | 41  | 165 | 3  | 9.2  | .275 |
|                        | NEW YORK-NL | 2-2   | 2.18 | 5   | 5   | 0  | 0  | 0  | 33.0  | 25  | 10  | 8   | 2   | 0  | 15  | 17  | 0  | 4.6  | .212 |
| 2011                   | NEW YORK-NL | 13-6  | 4.43 | 30  | 27  | 1  | 0  | 0  | 160.2 | 150 | 85  | 79  | 18  | 14 | 71  | 114 | 6  | 6.4  | .248 |
|                        | Buffalo     | 1-1   | 4.63 | 2   | 2   | 0  | 0  | 0  | 11.2  | 7   | 8   | 6   | 1   | 1  | 5   | 8   | 0  | 6.2  | .233 |
| 2012                   | NEW YORK-NL | 6-7   | 4.10 | 17  | 17  | 0  | 0  | 0  | 109.2 | 108 | 56  | 50  | 12  | 6  | 29  | 97  | 0  | 8.0  | .256 |
| 2013                   | NEW YORK-NL | 12-11 | 3.63 | 32  | 32  | 2  | 0  | 0  | 199.0 | 208 | 84  | 80  | 24  | 7  | 47  | 142 | 4  | 6.4  | .268 |
| 2014                   | NEW YORK-NL | 7-8   | 4.00 | 22  | 22  | 0  | 0  | 0  | 137.1 | 128 | 61  | 61  | 18  | 43 | 43  | 94  | 3  | 6.2  | .250 |
|                        | Brooklyn    | 0-1   | 2.16 | 2   | 2   | 0  | 0  | 0  | 8.1   | 7   | 2   | 2   | 0   | 1  | 2   | 16  | 0  | 17.3 | .212 |
|                        | GCL Mets    | 0-0   | 0.00 | 1   | 1   | 0  | 1  | 0  | 2.0   | 1   | 0   | 0   | 0   | 0  | 0   | 2   | 0  | 9.0  | .125 |
| 2015                   | Las Vegas   | 8-3   | 4.58 | 14  | 14  | 2  | 0  | 0  | 88.1  | 105 | 50  | 45  | 7   | 2  | 18  | 63  | 2  | 6.4  | .299 |
|                        | NEW YORK-NL | 0-3   | 5.90 | 8   | 7   | 0  | 0  | 0  | 39.2  | 55  | 29  | 26  | 5   | 1  | 11  | 25  | 0  | 5.7  | .329 |
|                        | St. Lucie   | 0-0   | 0.87 | 2   | 2   | 0  | 0  | 0  | 10.1  | 9   | 1   | 1   | 0   | 0  | 0   | 12  | 0  | 10.5 | .231 |
|                        | Binghamton  | 0-1   | 2.84 | 1   | 1   | 0  | 0  | 0  | 6.1   | 5   | 3   | 2   | 0   | 0  | 2   | 4   | 0  | 5.7  | .200 |
| 2016                   | KANSAS CITY | 8-9   | 4.68 | 33  | 14  | 0  | 0  | 0  | 125.0 | 146 | 67  | 65  | 24  | 6  | 37  | 89  | 1  | 6.4  | .291 |
|                        | Omaha       | 0-1   | 4.50 | 1   | 1   | 0  | 0  | 0  | 6.0   | 4   | 3   | 3   | 0   | 0  | 1   | 4   | 1  | 6.0  | .182 |
| 2017                   | Round Rock  | 0-0   | 4.15 | 4   | 1   | 0  | 0  | 0  | 13.0  | 17  | 10  | 6   | 4   | 2  | 6   | 10  | 0  | 6.9  | .261 |
|                        | TEXAS       | 3-4   | 3.88 | 9   | 9   | 0  | 0  | 0  | 51.0  | 53  | 25  | 22  | 5   | 1  | 13  | 43  | 1  | 7.6  | .321 |
|                        | MINNESOTA   | 3-2   | 3.22 | 14  | 3   | 0  | 0  | 1  | 36.1  | 37  | 14  | 13  | 4   | 2  | 9   | 31  | 0  | 7.7  | .268 |
| Minor League Totals    |             | 42-30 | 3.74 | 113 | 110 | 3  | 0  | 0  | 637.1 | 628 | 286 | 265 | 50  | 42 | 134 | 549 | 10 | 7.8  | .257 |
| National League Totals |             | 40-37 | 4.03 | 114 | 110 | 3  | 0  | 0  | 679.1 | 674 | 325 | 304 | 79  | 33 | 216 | 489 | 13 | 6.5  | .259 |
| American League Totals |             | 11-11 | 4.34 | 51  | 18  | 0  | 0  | 1  | 174.1 | 200 | 91  | 84  | 32  | 10 | 52  | 130 | 1  | 6.7  | .289 |
| Major League Totals    |             | 51-48 | 4.09 | 165 | 128 | 3  | 0  | 1  | 853.2 | 874 | 416 | 388 | 111 | 43 | 268 | 619 | 14 | 6.5  | .265 |

| GEE'S CAREER FIELDING RECORD |      |     |    |     |   |     |    |    |  |
|------------------------------|------|-----|----|-----|---|-----|----|----|--|
| POSITION                     | PCT  | G   | PO | A   | E | TC  | DP | PB |  |
| Pitcher                      | .959 | 165 | 56 | 130 | 8 | 194 | 13 | —  |  |

| GEE'S CAREER BATTING RECORD |      |     |   |    |    |    |    |     |    |    |     |    |    |    |      |      |
|-----------------------------|------|-----|---|----|----|----|----|-----|----|----|-----|----|----|----|------|------|
| BATTING                     | AVG  | AB  | R | H  | 2B | 3B | HR | RBI | SH | SF | HBP | BB | SO | SB | OBP  | OPS  |
| Career                      | .108 | 194 | 8 | 21 | 3  | 1  | 0  | 11  | 28 | 1  | 1   | 9  | 89 | 0  | .151 | .285 |

| GEE'S GAME LOGS |      |   |   |    |     |     |      |    |    |      |    |    |    |    |    |     |    |    |      |      |
|-----------------|------|---|---|----|-----|-----|------|----|----|------|----|----|----|----|----|-----|----|----|------|------|
| DATE            | OPP. | W | L | SV | SVO | HLD | ERA  | GS | CG | IP   | H  | R  | ER | HR | BB | IBB | HB | SO | AVG  | #PIT |
| 5/30            | TB   | 0 | 0 | 0  | 0   | 0   | 0.00 | 0  | 0  | 2.2  | 3  | 0  | 0  | 0  | 0  | 0   | 0  | 1  | .300 | 33   |
| MAY             |      | 0 | 0 | 0  | 0   | 0   | 0.00 | 0  | 0  | 2.2  | 3  | 0  | 0  | 0  | 0  | 0   | 0  | 1  | .300 | 33   |
| 6/2             | Hou  | 0 | 0 | 0  | 0   | 0   | 0.00 | 0  | 0  | 4.0  | 2  | 4  | 0  | 1  | 1  | 0   | 1  | 4  | .200 | 47   |
| 6/6             | NYM  | 0 | 0 | 0  | 0   | 0   | 3.60 | 1  | 0  | 3.1  | 8  | 4  | 4  | 3  | 4  | 0   | 0  | 2  | .310 | 83   |
| 6/14            | @Hou | 0 | 0 | 0  | 0   | 0   | 4.15 | 0  | 0  | 3.0  | 4  | 2  | 2  | 0  | 1  | 0   | 1  | 3  | .321 | 55   |
| JUNE            |      | 0 | 0 | 0  | 0   | 0   | 5.23 | 1  | 0  | 10.1 | 14 | 10 | 6  | 4  | 6  | 0   | 2  | 9  | .326 | 185  |
| 8/3             | Tex  | 0 | 0 | 0  | 0   | 0   | 3.38 | 0  | 0  | 3.0  | 2  | 0  | 0  | 0  | 1  | 0   | 1  | 4  | .297 | 64   |
| 8/8             | Mil  | 0 | 0 | 1  | 1   | 0   | 2.70 | 0  | 0  | 4.0  | 4  | 0  | 0  | 0  | 0  | 0   | 0  | 5  | .288 | 55   |
| 8/12            | @Det | 0 | 0 | 0  | 0   | 0   | 3.52 | 0  | 0  | 3.0  | 4  | 3  | 3  | 0  | 0  | 0   | 0  | 1  | .297 | 48   |
| 8/17            | Cle  | 0 | 0 | 0  | 0   | 0   | 3.16 | 0  | 0  | 2.2  | 1  | 0  | 0  | 0  | 1  | 0   | 0  | 2  | .283 | 36   |
| 8/21            | @CWS | 1 | 0 | 0  | 0   | 0   | 2.84 | 1  | 0  | 6.0  | 2  | 1  | 1  | 1  | 0  | 0   | 0  | 4  | .252 | 69   |
| 8/26            | @Tor | 0 | 1 | 0  | 0   | 0   | 3.53 | 1  | 0  | 4.0  | 7  | 4  | 4  | 2  | 1  | 0   | 0  | 5  | .270 | 74   |
| AUGUST          |      | 1 | 1 | 1  | 1   | 0   | 3.18 | 2  | 0  | 22.2 | 20 | 8  | 8  | 3  | 3  | 0   | 1  | 21 | .238 | 346  |
| 9/1             | KC   | 0 | 1 | 0  | 0   | 0   | 4.46 | 1  | 0  | 2.2  | 6  | 5  | 5  | 1  | 3  | 0   | 0  | 2  | .287 | 64   |
| 9/10            | @KC  | 0 | 0 | 0  | 0   | 0   | 4.14 | 0  | 0  | 3.0  | 4  | 0  | 0  | 0  | 1  | 0   | 0  | 0  | .292 | 32   |
| 9/14            | Tor  | 1 | 0 | 0  | 0   | 0   | 4.04 | 0  | 0  | 1.0  | 1  | 0  | 0  | 0  | 0  | 0   | 0  | 1  | .291 | 8    |
| 9/16            | Tor  | 0 | 0 | 0  | 0   | 0   | 3.83 | 0  | 0  | 2.1  | 1  | 0  | 0  | 0  | 1  | 0   | 0  | 2  | .285 | 34   |
| 9/19            | @NYY | 0 | 0 | 0  | 0   | 0   | 3.77 | 0  | 0  | 0.2  | 1  | 1  | 0  | 0  | 1  | 0   | 1  | 0  | .286 | 19   |
| 9/21            | @Det | 1 | 0 | 0  | 0   | 0   | 3.66 | 0  | 0  | 1.1  | 1  | 0  | 0  | 0  | 0  | 0   | 0  | 2  | .283 | 26   |
| 9/26            | @Cle | 0 | 0 | 0  | 0   | 0   | 3.51 | 0  | 0  | 2.0  | 1  | 0  | 0  | 0  | 0  | 0   | 0  | 2  | .278 | 35   |
| 9/30            | Det  | 0 | 0 | 0  | 0   | 0   | 3.47 | 0  | 0  | 0.2  | 2  | 0  | 0  | 0  | 0  | 0   | 0  | 1  | .283 | 19   |
| SEPT.           |      | 2 | 1 | 0  | 0   | 0   | 3.29 | 1  | 0  | 13.2 | 17 | 6  | 5  | 1  | 6  | 0   | 1  | 10 | .315 | 237  |
| Totals          |      | 3 | 2 | 1  | 1   | 0   | 3.47 | 4  | 0  | 49.1 | 54 | 24 | 19 | 8  | 15 | 0   | 4  | 41 | .283 | 801  |



# KYLE GIBSON

**HEIGHT/WEIGHT:** 6-6/216  
**BATS/THROWS:** R/R  
**BORN:** 10/23/87 in Greenfield, IN  
**AGE:** 29  
**RESIDES:** Ft. Myers, FL  
**ACQUIRED:** 1st round (22nd overall),  
 2009 First-Year Player Draft  
**M.L. SERVICE:** 4 years, 38 days  
**CONTRACT STATUS:** Signed thru 2017

@KGIB44



RIGHT-HANDED PITCHER

44

**PERSONAL:** Kyle Benjamin Gibson...wife, Elizabeth (Straatmann)...daughter, Hayden Leigh (3/6/14), son, Mills (2017)...2006 graduate of Greenfield-Central High School in Greenfield, IN...was a Louisville Slugger preseason All-American in 2006...named Hancock County Player of the Year...named Hoosier Heritage Conference Player of the Year...was a two-time Indianapolis Star All-East team selection...attended University of Missouri in Columbia, MO and was a communications major...went 28-10, 3.66 ERA (261.0 IP, 106 ER) with 61 walks, 304 strikeouts and seven complete games in 63 career games (29 starts) for the Tigers...participates annually in Twins Winter Caravan...is involved with Cheerful Givers, an association that supports helping children in need, providing gifts to disadvantaged children...annually hosts a fantasy football league to benefit various charities including the Twins Community Fund and Big League Impact.

**CAREER HIGHLIGHTS:** Since the start of 2014 has induced 96 ground ball double plays, tied with Dallas Keuchel for most in baseball...had a 2.35 ground ball-per-fly ball ratio 2014-15, which was third-best in the AL...was awarded the 2015 Joseph W. Haynes Award for Twins Pitcher of the Year as voted on by the Twin Cities Chapter of the BBWAA after leading the Twins in innings pitched (194.2), starts (32), strikeouts (145) and quality starts (17)...recorded double-digit win totals three times in career (13 in 2014, 11 in 2015 and 12 in 2017)...since start of 2014, leads Twins staff in innings pitched (679.1) and starts (117)...2010 recipient of Jim Rantz Award, given to Twins minor league Pitcher of the Year.

## 2017:

- Made Twins Opening Day roster for fourth time in career and was club's number three starter.
- Went 0-4, 8.20 ERA (26.1 IP, 24 ER) in first six starts and was optioned to Triple-A Rochester May 4.
- Made two starts for the Red Wings, going 0-2, 2.92 ERA (12.1 IP, 4 ER) and was recalled from Rochester May 22 (Phil Hughes - disabled list).
- Upon return from Rochester, went 12-6, 4.44 ERA (131.2 IP, 65 ER) in 23 starts from May 22 through the end of the season.
- Went 6-0, 2.92 ERA (49.1 IP, 16 ER) with 10 walks and 46 strikeouts in eight starts from August 22 through the end of the season, establishing a career high with an active six-game winning streak.
- Base stealers were just 1-for-5 with Gibson on the mound in 2017.
- Ranked second on Twins staff in innings pitched (158.0) and starts (29), and second in wins (12) and strikeouts (121).
- Was supported with 138 runs, tied with Carlos Carrasco for the most in baseball...his 7.86 run support average led baseball (minimum 150.0 IP).
- Induced 26 ground ball double plays, third-most in the AL and fifth-most in baseball.

**2016:** Made third career Opening Day roster and was club's number two starter...placed on 15-day disabled list April 26 with a right shoulder strain; made three starts between Single-A Ft. Myers and Triple-A Rochester and was returned from rehab assignment and reinstated June 10...recorded first win of season June 28 at Chicago-AL, pitching 7.0 shutout innings, snapping five-game losing streak to start season...set season-high and tied career-high with 8.0 innings pitched July 22 at Boston, allowing just one run on two hits and earned the win; only run allowed was Mookie Betts' leadoff homer...pitched second career complete game August 17 at Atlanta, allowing three runs on eight hits with three walks and six strikeouts; made five plate appearances (0-for-4, walk, run), tying a Twins record and most for a Twins pitcher since Johan Santana June 19, 2007 at New York-NL...set season-high with eight strikeouts (6.1 IP) in final start September 29 at Kansas City...pitched 5.0-plus innings in 23 starts, 6.0-plus in 12 starts and 7.0-plus in five starts...held right-handed batters to a .273 (84-for-308) batting average and left-handed batters to a .326 (91-for-279) average...induced 21 ground ball double plays, tied for fifth most in the AL...ranked second on Twins staff in innings pitched (147.1), third in starts (25) and strikeouts (104), and tied for third in wins (6).

**2015:** Made second career Opening Day roster and was club's third starter...posted a 20.0-inning scoreless streak April 26-May 12, tied for 10th longest in AL in 2015...posted a 19.2-scoreless inning streak September 8-19, the 14th longest in the AL...was only pitcher in baseball to post multiple scoreless inning streaks of 19.2-or-longer...posted a 2.85 ERA (113.2 IP, 36 ER) in 18 starts pre-All-Star break, the fourth lowest ERA for a Twins starter since 1992 (minimum 80.0 innings pitched), trailing Francisco Lirio (1.83 in 2006), Johan Santana (2.75 in 2007) and Brad Radke (2.77 in 1998)...ranked fourth in baseball in groundball double plays induced (27) and ranked second on club, trailing Mike Pelfrey (29)...also ranked fourth in baseball in groundball-doubleplays-per-9.0 IP (1.25) and 10th in ground ball-per-fly ball ratio (2.37)...led Twins in innings

| 2017 SINGLE-GAME HIGHS         |                                    |  |  |
|--------------------------------|------------------------------------|--|--|
| IP: 7.1, 7/22 vs. DET          | Walks: 5, 9/17 vs. TOR             |  |  |
| SO: 8, 2x, last 9/17 vs. TOR   | CG: --                             |  |  |
| Win-Streak: 6, 8/22-9/22       | Low-Hit: --                        |  |  |
| CAREER SINGLE-GAME HIGHS       |                                    |  |  |
| IP: 9.0, 8/17/16 at ATL        | Walks: 5, 4x, last 9/17/17 vs. TOR |  |  |
| SO: 9, 2x, last 9/30/15 at CLE | CG: 2, last 8/17/16 at ATL         |  |  |
| Win-Streak: 6, 8/22-9/22/17    | Low-Hit: 8, 8/17/16 at ATL         |  |  |



pitched (194.2), starts (32), strikeouts (145), quality starts (17) and tied with Phil Hughes for most wins (11)...pitched 6.0-plus innings in 20 starts and 7.0-plus in 10 starts...given Joseph W. Haynes Award for Twins Pitcher of the Year as voted on by the Twin Cities Chapter of the BBWAA.

**2014:** Made first career Opening Day as the club's fifth starter...won each of first three starts becoming the first Twin since Livan Hernandez (2008) to make the Twins starting rotation and start the season with three straight victories...pitched 8.0 shutout innings April 17 vs. Toronto (Game 1), which lowered his ERA to 0.93...according to Elias Sports Bureau, since the original Washington Senators relocated to Minnesota in 1961, the only other Twins pitchers to win their first three starts of a season while posting an ERA below 1.00 were Bill Krueger in 1992 (0.75 ERA) and Francisco Liriano in 2006 (0.56 ERA)...recorded first major league hit in fourth career at-bat June 2 at Milwaukee, singling off Matt Garza...posted a 22.0 scoreless inning streak June 2-18, the fifth longest in club history for a starter (Elias); fifth longest for an AL starter in 2014...ranked second on Twins staff in wins (13), starts (31), innings pitched (179.1) and third in strikeouts (107)...allowed just 12 home runs, tied for third fewest in the AL (minimum 170.0 innings pitched) and tied for sixth fewest in baseball...posted a 0.60 home run-per-9.0 innings pitched ratio, the seventh lowest in the AL...posted a ground ball percentage of 55.8%, the fifth highest in the AL...posted a 2.32 groundball-per-flyball ratio, the fourth highest in the AL...posted an ERA of 1.31 (96.0 IP, 14 ER) in his 13 wins and 8.10 ERA (83.1 IP, 75 ER) in his 12 losses...pitched 6.0-plus innings in 20 of his 31 sta <http://www.1heartradio.com/cc-common/widget/detail.html?wid=7558> rts and 7.0-plus in 13 starts.

**2013:** Pitched in Twins major league spring training for the first time in his career and was optioned March 14...named Twins minor league Pitcher of the Week May 12 after pitching a complete game shutout May 8 at Toledo, allowing four hits, with two walks and eight strikeouts, earning the win...recalled by Minnesota June 25...at the time of his promotion, ranked first among International League pitchers in shutouts (2), tied for third in wins (7) and strikeouts (79), fourth in innings pitched (92.2), sixth in WHIP (1.14), and eighth in ERA (3.01)...made major league debut June 29 vs. Kansas City, allowing two runs on eight hits in 6.0 innings pitched with no walks and five strikeouts, earning the win...according to Elias, the win and five strikeouts made him just the third Twin to win his major league debut while striking out five-or-more batters, the others being Bert Blyleven in 1970 at RFK Stadium against Washington and Darrell Jackson in 1978 at Metropolitan Stadium against Detroit; they each had seven strikeouts...with the win, he became the 10th Twin to win in his debut as starter, first since Anthony Swarzak May 23, 2009 vs. Milwaukee...named right-handed starter on MiLB.com Twins organizational All-Star team.

**2012:** Made first start with GCL Twins July 10 vs. GCL Red Sox while on rehab assignment after recovering from "Tommy John" surgery on right elbow...pitched for Peoria Javelinas in the Arizona Fall League, going 3-2, 5.40 ERA (23.1 IP, 14 ER) with eight walks and 28 strikeouts in six starts...named Arizona Fall League Pitcher of the Week for Week 2, going 1-0, allowing six hits and one run with eight strikeouts and no walks in 5.0 innings...named to AFL's Top Prospect team and was ranked fourth best prospect in the AFL by *Baseball America*...ranked fourth best prospect and best slider in the Twins system by *Baseball America* entering the 2013 season...added to the Twins 40-man roster in November.

**2011:** Named International League Pitcher of the Week May 23-29 after going 2-0, 1.42 ERA with 18 strikeouts in 12.2 innings...selected to the All-Star Futures Game at Chase Field in Arizona, tossing 1.1 innings while giving up two hits and no runs...placed on disabled list August 2 with an injury to right arm, ending his season...had "Tommy John" surgery on right elbow September 7...ranked eighth best prospect and best slider in the Twins minor league system by *Baseball America* entering the 2012 season.

**2010:** Named Twins minor league Player of the Week May 1 after going 1-0 with one run allowed, five hits, five walks and 10 strikeouts in two starts (14.0 IP)...also earned Florida State League Pitcher of the Week honors May 3...named Twins minor league Pitcher of the Month for May, going 5-0, 1.62 ERA (39.0 IP, 7 ER) with 10 walks and 35 strikeouts in six starts between Ft. Myers and New Britain...named to the Eastern League All-Star team, representing the Eastern Division, pitching 1.0 scoreless inning...disabled for remainder of season with a left ankle sprain August 26...recipient of ninth annual Jim Rantz Award, given to Twins minor league Pitcher of the Year...ranked top prospect, as well as best slider and best change-up, in the Twins organization by *Baseball America* entering the 2011 season; also ranked 34th best prospect in baseball by *Baseball America*'s top 100 pre-2011 rankings...named to MiLB.com's 2010 Twins organizational All-Star team.

**2009:** Ranked third best prospect and best slider in the Twins system by *Baseball America* entering 2010...also ranked 61st on *Baseball America*'s top 100 pre-2010 rankings.

**AMATEUR CAREER:** Named to the All-Big 12 honorable mention team in 2007 and 2008 and All-Big 12 First-Team in 2009 while playing at University of Missouri...tied school record for strikeouts in a season (131) in 2009...went 11-3, 3.21 ERA (106.2 IP, 38 ER) and tossed five complete games in 2009...named *Baseball America* All-American Second-Team in 2009...ranked third best prospect in Cape Cod League by *Baseball America* in summer of 2007...named Golden Spikes Award semifinalist in 2009...named to USA Baseball Collegiate national team following the 2008 season and led team in wins (5)...earned the win for USA in 1-0 victory over Japan in the 2007 FISU World Championships gold medal game.

**PROFESSIONAL:** Selected by Twins in first round (22nd overall) of 2009 First-Year Player Draft; signed by scout J.R. DiMercurio...originally selected by Phillies in 36th round of 2006 First-Year Player Draft, but did not sign.

GIBSON'S CAREER FIELDING RECORD

| POSITION | PCT  | G   | PO | A   | E | TC  | DP | PB |
|----------|------|-----|----|-----|---|-----|----|----|
| Pitcher  | .995 | 127 | 78 | 108 | 1 | 187 | 12 | —  |

GIBSON'S CAREER BATTING RECORD

| BATTING | AVG  | AB | R | H | 2B | 3B | HR | RBI | SH | SF | HBP | BB | SO | SB | OBP  | OPS  |
|---------|------|----|---|---|----|----|----|-----|----|----|-----|----|----|----|------|------|
| Career  | .125 | 16 | 1 | 2 | 0  | 0  | 0  | 0   | 0  | 0  | 0   | 1  | 9  | 0  | .176 | .301 |

| GIBSON'S PITCHING RECORD |             |       |      |     |     |    |    |    |       |     |     |     |    |    |     |     |    |      |      |
|--------------------------|-------------|-------|------|-----|-----|----|----|----|-------|-----|-----|-----|----|----|-----|-----|----|------|------|
| YEAR                     | CLUB        | W-L   | ERA  | G   | GS  | CG | SH | SV | IP    | H   | R   | ER  | HR | HB | BB  | SO  | WP | K/9  | BAA  |
| 2010                     | Ft. Myers   | 4-1   | 1.87 | 7   | 7   | 1  | 1  | 0  | 43.1  | 33  | 11  | 9   | 2  | 2  | 12  | 40  | 2  | 8.3  | .213 |
|                          | New Britain | 7-5   | 3.68 | 16  | 16  | 1  | 0  | 0  | 93.0  | 91  | 39  | 38  | 5  | 4  | 22  | 77  | 3  | 7.5  | .259 |
|                          | Rochester   | 0-0   | 1.72 | 3   | 3   | 0  | 0  | 0  | 15.2  | 12  | 5   | 3   | 0  | 1  | 5   | 9   | 1  | 5.2  | .214 |
| 2011                     | Rochester   | 3-8   | 4.81 | 18  | 18  | 0  | 0  | 0  | 95.1  | 109 | 57  | 51  | 11 | 1  | 27  | 91  | 5  | 8.6  | .282 |
| 2012                     | GCL Twins   | 0-0   | 2.45 | 9   | 7   | 0  | 0  | 0  | 14.2  | 9   | 4   | 4   | 1  | 0  | 4   | 16  | 1  | 9.8  | .176 |
|                          | Ft. Myers   | 0-0   | 2.57 | 2   | 2   | 0  | 0  | 0  | 7.0   | 6   | 2   | 2   | 1  | 1  | 1   | 7   | 0  | 9.0  | .231 |
|                          | Rochester   | 0-2   | 9.45 | 2   | 2   | 0  | 0  | 0  | 6.2   | 11  | 7   | 7   | 1  | 0  | 1   | 10  | 0  | 13.5 | .367 |
| 2013                     | MINNESOTA   | 2-4   | 6.53 | 10  | 10  | 0  | 0  | 0  | 51.0  | 69  | 38  | 37  | 7  | 5  | 20  | 29  | 4  | 5.1  | .327 |
|                          | Rochester   | 7-5   | 2.92 | 17  | 17  | 2  | 2  | 0  | 101.2 | 85  | 36  | 33  | 5  | 0  | 33  | 87  | 3  | 7.7  | .227 |
| 2014                     | MINNESOTA   | 13-12 | 4.47 | 31  | 31  | 0  | 0  | 0  | 179.1 | 178 | 91  | 89  | 12 | 2  | 57  | 107 | 11 | 5.4  | .258 |
| 2015                     | MINNESOTA   | 11-11 | 3.84 | 32  | 32  | 1  | 0  | 0  | 194.2 | 186 | 88  | 83  | 18 | 7  | 65  | 145 | 7  | 6.7  | .252 |
| 2016                     | MINNESOTA   | 6-11  | 5.07 | 25  | 25  | 1  | 0  | 0  | 147.1 | 175 | 89  | 83  | 20 | 4  | 55  | 104 | 9  | 6.4  | .298 |
|                          | Ft. Myers   | 0-0   | 0.96 | 2   | 2   | 0  | 0  | 0  | 9.1   | 9   | 1   | 1   | 0  | 0  | 1   | 8   | 1  | 7.7  | .273 |
|                          | Rochester   | 1-0   | 1.50 | 1   | 1   | 0  | 0  | 0  | 6.0   | 7   | 2   | 1   | 0  | 0  | 3   | 2   | 0  | 3.0  | .292 |
| 2017                     | MINNESOTA   | 12-10 | 5.07 | 29  | 29  | 0  | 0  | 0  | 158.0 | 182 | 93  | 89  | 24 | 6  | 60  | 121 | 4  | 6.9  | .292 |
|                          | Rochester   | 1-2   | 2.08 | 3   | 3   | 0  | 0  | 0  | 17.1  | 13  | 4   | 4   | 1  | 0  | 5   | 23  | 0  | 11.9 | .206 |
| Minor League Totals      |             | 23-23 | 3.36 | 80  | 78  | 4  | 3  | 0  | 410.0 | 385 | 168 | 153 | 27 | 9  | 114 | 370 | 16 | 8.1  | .248 |
| Major League Totals      |             | 44-48 | 4.70 | 127 | 127 | 2  | 0  | 0  | 730.1 | 790 | 399 | 381 | 81 | 24 | 257 | 506 | 35 | 6.2  | .277 |

| GIBSON'S GAME LOGS |      |    |    |    |     |     |      |    |    |       |     |    |    |    |    |     |    |     |      |      |
|--------------------|------|----|----|----|-----|-----|------|----|----|-------|-----|----|----|----|----|-----|----|-----|------|------|
| DATE               | OPP. | W  | L  | SV | SVO | HLD | ERA  | GS | CG | IP    | H   | R  | ER | HR | BB | IBB | HB | SO  | AVG  | #PIT |
| 4/6                | KC   | 0  | 0  | 0  | 0   | 0   | 5.40 | 1  | 0  | 5.0   | 5   | 3  | 3  | 2  | 2  | 0   | 0  | 5   | .263 | 81   |
| 4/12               | @Det | 0  | 1  | 0  | 0   | 0   | 8.00 | 1  | 0  | 4.0   | 4   | 5  | 5  | 1  | 1  | 0   | 1  | 2   | .257 | 63   |
| 4/17               | Cle  | 0  | 1  | 0  | 0   | 0   | 6.91 | 1  | 0  | 5.1   | 9   | 3  | 3  | 1  | 2  | 0   | 1  | 2   | .300 | 88   |
| 4/23               | Det  | 0  | 1  | 0  | 0   | 0   | 9.00 | 1  | 0  | 2.2   | 8   | 7  | 6  | 1  | 2  | 0   | 0  | 3   | .347 | 71   |
| 4/28               | @KC  | 0  | 0  | 0  | 0   | 0   | 8.06 | 1  | 0  | 5.1   | 5   | 3  | 3  | 1  | 3  | 0   | 0  | 1   | .326 | 85   |
| APRIL              |      | 0  | 3  | 0  | 0   | 0   | 8.06 | 5  | 0  | 22.1  | 31  | 21 | 20 | 6  | 10 | 0   | 2  | 13  | .326 | 388  |
| 5/4                | Oak  | 0  | 1  | 0  | 0   | 0   | 8.20 | 1  | 0  | 4.0   | 8   | 4  | 4  | 0  | 3  | 0   | 0  | 3   | .342 | 79   |
| 5/22               | @Bal | 1  | 0  | 0  | 0   | 0   | 8.62 | 1  | 0  | 5.0   | 7   | 6  | 6  | 1  | 4  | 0   | 0  | 5   | .338 | 86   |
| 5/28               | TB   | 0  | 0  | 0  | 0   | 0   | 7.85 | 1  | 0  | 5.1   | 5   | 3  | 2  | 0  | 4  | 0   | 0  | 4   | .329 | 88   |
| MAY                |      | 1  | 1  | 0  | 0   | 0   | 7.53 | 3  | 0  | 14.1  | 20  | 13 | 12 | 1  | 11 | 0   | 0  | 12  | .333 | 253  |
| 6/2                | @LAA | 1  | 0  | 0  | 0   | 0   | 7.23 | 1  | 0  | 5.2   | 6   | 2  | 2  | 0  | 2  | 0   | 0  | 6   | .324 | 98   |
| 6/8                | @Sea | 1  | 0  | 0  | 0   | 0   | 6.52 | 1  | 0  | 6.0   | 5   | 1  | 1  | 0  | 3  | 0   | 0  | 4   | .313 | 94   |
| 6/13               | Sea  | 1  | 0  | 0  | 0   | 0   | 6.79 | 1  | 0  | 6.0   | 12  | 6  | 6  | 1  | 0  | 0   | 0  | 4   | .325 | 92   |
| 6/18               | Cle  | 0  | 1  | 0  | 0   | 0   | 6.56 | 1  | 0  | 6.0   | 8   | 3  | 3  | 2  | 3  | 0   | 0  | 4   | .325 | 98   |
| 6/24               | @Cle | 0  | 0  | 0  | 0   | 0   | 6.23 | 1  | 0  | 4.2   | 4   | 1  | 1  | 1  | 4  | 0   | 0  | 1   | .321 | 93   |
| 6/29               | @Bos | 0  | 1  | 0  | 0   | 0   | 6.11 | 1  | 0  | 5.2   | 6   | 5  | 3  | 2  | 1  | 0   | 0  | 2   | .317 | 88   |
| JUNE               |      | 3  | 2  | 0  | 0   | 0   | 4.24 | 6  | 0  | 34.0  | 41  | 18 | 16 | 6  | 13 | 0   | 0  | 21  | .304 | 563  |
| 7/4                | LAA  | 1  | 0  | 0  | 0   | 0   | 5.82 | 1  | 0  | 6.2   | 5   | 2  | 2  | 1  | 2  | 0   | 0  | 4   | .309 | 102  |
| 7/9                | Bal  | 0  | 1  | 0  | 0   | 0   | 6.31 | 1  | 0  | 4.0   | 9   | 7  | 7  | 2  | 2  | 0   | 0  | 1   | .317 | 82   |
| 7/16               | @Hou | 0  | 1  | 0  | 0   | 0   | 6.29 | 1  | 0  | 6.0   | 6   | 4  | 4  | 0  | 4  | 0   | 0  | 6   | .314 | 107  |
| 7/22               | Det  | 1  | 0  | 0  | 0   | 0   | 6.08 | 1  | 0  | 7.1   | 5   | 3  | 3  | 0  | 3  | 0   | 0  | 5   | .305 | 102  |
| JULY               |      | 2  | 2  | 0  | 0   | 0   | 6.00 | 4  | 0  | 24.0  | 25  | 16 | 16 | 3  | 11 | 0   | 0  | 16  | .269 | 393  |
| 8/5                | Tex  | 0  | 1  | 0  | 0   | 0   | 6.03 | 1  | 0  | 5.1   | 7   | 3  | 3  | 1  | 2  | 0   | 0  | 4   | .307 | 97   |
| 8/11               | @Det | 0  | 0  | 0  | 0   | 0   | 6.02 | 1  | 0  | 4.2   | 5   | 3  | 3  | 1  | 2  | 0   | 0  | 6   | .305 | 96   |
| 8/17               | Cle  | 0  | 1  | 0  | 0   | 0   | 6.05 | 1  | 0  | 4.0   | 7   | 3  | 3  | 0  | 1  | 0   | 2  | 3   | .308 | 97   |
| 8/22               | @CWS | 1  | 0  | 0  | 0   | 0   | 5.76 | 1  | 0  | 7.0   | 7   | 1  | 1  | 0  | 1  | 0   | 0  | 8   | .305 | 91   |
| 8/27               | @Tor | 1  | 0  | 0  | 0   | 0   | 5.59 | 1  | 0  | 6.2   | 7   | 2  | 2  | 1  | 1  | 0   | 0  | 7   | .303 | 108  |
| AUGUST             |      | 2  | 2  | 0  | 0   | 0   | 3.90 | 5  | 0  | 27.2  | 33  | 12 | 12 | 3  | 7  | 0   | 2  | 28  | .295 | 489  |
| 9/2                | KC   | 1  | 0  | 0  | 0   | 0   | 5.33 | 1  | 0  | 6.0   | 5   | 0  | 0  | 0  | 0  | 0   | 0  | 5   | .300 | 81   |
| 9/7                | @KC  | 0  | 0  | 0  | 0   | 0   | 5.19 | 1  | 0  | 7.0   | 8   | 2  | 2  | 0  | 1  | 0   | 1  | 0   | .301 | 95   |
| 9/12               | SD   | 1  | 0  | 0  | 0   | 0   | 4.97 | 1  | 0  | 6.0   | 4   | 0  | 0  | 0  | 0  | 0   | 0  | 6   | .297 | 74   |
| 9/17               | Tor  | 1  | 0  | 0  | 0   | 0   | 5.07 | 1  | 0  | 6.0   | 3   | 5  | 5  | 2  | 5  | 0   | 0  | 8   | .291 | 96   |
| 9/22               | @Det | 1  | 0  | 0  | 0   | 0   | 5.02 | 1  | 0  | 7.0   | 5   | 3  | 3  | 2  | 2  | 0   | 0  | 6   | .288 | 91   |
| 9/29               | Det  | 0  | 0  | 0  | 0   | 0   | 5.07 | 1  | 0  | 3.2   | 7   | 3  | 3  | 1  | 0  | 0   | 1  | 6   | .292 | 87   |
| SEPT.              |      | 4  | 0  | 0  | 0   | 0   | 3.28 | 6  | 0  | 35.2  | 32  | 13 | 13 | 5  | 8  | 0   | 2  | 31  | .248 | 524  |
| Totals             |      | 12 | 10 | 0  | 0   | 0   | 5.07 | 29 | 0  | 158.0 | 182 | 93 | 89 | 24 | 60 | 0   | 6  | 121 | .292 | 2610 |



# CHRIS GIMENEZ

**HEIGHT/WEIGHT:** 6-2/230  
**BATS/THROWS:** R/R  
**BORN:** 12/27/82 in Gilroy, CA  
**AGE:** 34  
**RESIDES:** Reno, NV  
**ACQUIRED:** Signed as minor league free agent, 1/12/16  
**M.L. SERVICE:** 5 years, 163 days  
**CONTRACT STATUS:** Signed thru 2017



CATCHER

38

@CHRISGIMENEZ

**PERSONAL:** Christopher Paul Gimenez...wife, Kellie...sons, Jace (11/15/11) and Jaxon (8/31/14)...2001 graduate of Gilroy (CA) High School, where he played baseball and basketball...played baseball for three seasons at the University of Nevada-Reno...named 1st-team All-WAC in 2003 as a sophomore and 2nd-team All-WAC in 2004 as a junior...his wife played volleyball at Nevada-Reno.

## 2017:

- Was invited to Twins spring training and made Opening Day roster.
- Made fourth career pitching appearance and first with Twins April 23 vs. Detroit, becoming the 10th different position player (13th time overall) to pitch in club history.
- Made six pitching appearances: April 23 vs. Detroit, May 6 vs. Boston, May 31 vs. Houston, June 6 at Seattle, June 12 vs. Seattle and June 22 vs. Chicago-AL; tied Boston's Eddie Lake in 1944 for most in one season by a position player; became the first player to pitch and catch at least six games since the late 1800s; had a 7.20 ERA (5.0 IP, 4 ER) with seven hits and one home run allowed on the mound.
- Recorded first career multi-homer game June 15 vs. Seattle, including four RBI.
- Tied career high with three walks June 3 at Los Angeles-AL.
- Hit sixth home run August 20 vs. Arizona, passing his single-season career high of 5 in 2015...also set season high with three hits.
- Caught 59 games (54 starts) and caught 475.2 innings.
- Set single-season career highs in games (77), runs (28), hits (401), home runs (7), RBI (16) and walks (33).

**2016:** Spent spring training with Texas and missed time late in camp with a left ankle injury that eventually turned into a staph infection that required surgery and one-week hospital stay in early April...began season on 15-day disabled list...went on rehab assignment at Double-A Frisco...designated for assignment by Texas May 3 and traded to Cleveland in exchange for cash May 4; assigned to Indians roster...returned to Cleveland organization for the third time in career, serving in a back-up catcher role when Roberto Perez was suffering a thumb injury in early May and when Yan Gomes was suffering a shoulder injury in mid-July...made second and third career pitching appearances: July 3 at Toronto allowing four runs on four hits in 2.0 innings pitched and August 27 at Texas, pitching 1.0 scoreless inning...set career high with three walks August 30 vs. Minnesota...made first career start at third base September 27 at Detroit, following the club's division clinch the night before...played 59 games (42 starts) at catcher as the Indians went 22-20 (.524) in his starts...threw out 4 of 21 runners (19%) attempting to steal...was on Indians postseason roster but did not appear.

**2015:** Was a non-roster invite to Rangers spring training...began season with Triple-A Round Rock (Texas)...placed on disabled list May 22 with a left groin strain; reinstated May 30 with left groin strain had contract purchased by Texas July 31...hit first career major league triple September 25 at Houston...started 32 regular season games at catcher with Texas going 25-7 in those games...had a 3.32 catchers ERA, second lowest in the AL among catchers with at least 35 games...made starts at catcher (24), first base (19), designated hitter (13), third base (8), and rightfield (3)...set career-highs in runs (19), total bases (48), home runs (5), and RBI (14)...started two games in ALDS vs. Toronto going 1-for-6 in Game 2 and 1-for-2 in Game 5.

**2014:** Spent spring training with Oakland before being claimed off waivers by Texas March 28...on Texas roster for Opening Day March 31 but did not play and was designated for assignment April 1...cleared waivers April 3 and was granted free agency April 5 before re-signed to a minor league contract April 10...had contract purchased by Texas May 20...pitched a scoreless ninth inning July 10 vs. Los Angeles-AL...placed on Paternity List August 4-6...designated for assignment again August 7 and outrighted to minor leagues August 9...traded to Cleveland August 23...placed on Paternity List again August 29-31...combined to hit .241 (28-for-116) with 11 RBI in 42 games between Texas and Cleveland.

**2013:** Spent entire season at Triple-A Durham (Tampa Bay)...threw out 10-of-40 (25.0%) attempted base stealers...placed on 7-day disabled list May 28 with sprained left hand; reinstated June 15...recalled by Tampa Bay September 1 and played in four games in September...on Tampa Bay's roster for AL Wild Card Game October 2, at Cleveland but did not play.

**2012:** Spent majority of season at Durham (Tampa Bay)...spent two stints with Rays: April 15-May 28 and September 1-end of season...started 31 games at catcher in two stints with the Rays...started the final 5 games of the season and hit .500 (7-for-14), hitting safely in each game.

| 2017 SINGLE-GAME HIGHS           |                        |                   |  |
|----------------------------------|------------------------|-------------------|--|
| Hits: 3, 8/20 vs. ARI            | HR: 2, 6/15 vs. SEA    |                   |  |
| RBI: 4, 6/15 vs. SEA             | GS: --                 |                   |  |
| Hit-Streak: 4, 9/6-19            | SB: 1, 6/10 at SF      |                   |  |
| CAREER SINGLE-GAME HIGHS         |                        |                   |  |
| Hits: 4, 5/22/14 at DET          | HR: 2, 6/15/17 vs. SEA |                   |  |
| RBI: 4, 2x, last 6/15/17 vs. SEA | GS: --                 |                   |  |
| Hit-Streak: 8, 5/22-6/6/14       | SB: 2, 8/4/15 vs. HOU  |                   |  |
| WALK-OFF HITS                    |                        | MULTI-HOMER GAMES |  |
| None                             |                        | 6/15/17 vs. SEA   |  |

**2011:** Was assigned to Triple-A Tacoma at the end of spring training but did not appear in any games before having contract selected by Seattle April 10...spent entire season with Seattle but placed on 15-day disabled list June 29 with left oblique strain; reinstated September 1...made starts with Seattle at catcher (17), first base (2), and leftfield (1).

**2010:** Began season on Triple-A Columbus (Cleveland), playing in 55 games...recalled by the Indians July 10 and started 19 games at catcher...threw out 9 of 32 runners attempting to steal...hit only home run August 27 vs. Kansas City.

**2009:** Began season with Triple-A Columbus...recalled by Cleveland May 31...made major league debut as defensive replacement at first base June 3 at Minnesota...recorded first career hit and home run June 4 at Minnesota off Scott Baker...also homered in next game June 7 at Chicago-AL.

**2008:** Combined to hit .304 with nine homers and 45 RBI in 109 games with Double-A Akron and Triple-A Buffalo...produced the second highest average among Cleveland full-season minor leaguers...among the Eastern League leaders with a .339 average when promoted to Buffalo June 19.

**2007:** Combined to hit .264 with 26 homers and 80 RBI in 138 games at Single-A Kinston and Double-A Akron (Cleveland)...ranked second in the Indians farm system in homers and slugging (.526)...tied for 3rd in the Carolina League in homers (20) at Kinston...named a CL midseason All-Star and won the league's All-Star Home Run Derby...played for both Surprise and Scottsdale in the Arizona Fall League.

**2006:** Moved to catcher (62 games) at Single-A Lake County...led South Atlantic League in hit by pitches (26)...named SAL Batter of the Week July 16.

**2005:** Made starts at third base (46), leftfield (36), first base (20), and rightfield (2) at Single-A Lake County...led the South Atlantic League in hit by pitches (25).

**2004:** Made professional debut at Mahoning Valley (Short-A)...led the New York-Penn League in total bases (137), slugging (.527), doubles (23) and extra base hits (36), ranked 2nd in OBP (.419), was 4th in HR (10) and placed 5th in hits (78)...named a NYPL postseason All-Star

**PROFESSIONAL:** Selected by Cleveland in the 19th round of 2004 First-Year Player Draft signed by scout Don Lyle...originally selected by Colorado in 34th round of 2001 First-Year Player Draft.

| GIMENEZ'S BATTING RECORD |                 |      |     |      |     |     |     |    |     |     |    |    |     |     |     |    |    |      |       |
|--------------------------|-----------------|------|-----|------|-----|-----|-----|----|-----|-----|----|----|-----|-----|-----|----|----|------|-------|
| YEAR                     | CLUB            | AVG  | G   | AB   | R   | H   | 2B  | 3B | HR  | RBI | SH | SF | HBP | BB  | SO  | SB | CS | OBP  | OPS   |
| 2004                     | Mahoning Valley | .300 | 71  | 260  | 40  | 78  | 23  | 3  | 10  | 38  | 1  | 1  | 24  | 30  | 62  | 2  | 2  | .419 | .946  |
| 2005                     | Lake County     | .234 | 112 | 384  | 54  | 90  | 24  | 1  | 13  | 66  | 2  | 4  | 25  | 48  | 90  | 4  | 3  | .354 | .758  |
| 2006                     | Lake County     | .255 | 91  | 329  | 55  | 84  | 25  | 1  | 11  | 40  | 1  | 5  | 26  | 33  | 72  | 6  | 8  | .364 | .802  |
| 2007                     | AKRON           | .221 | 30  | 113  | 20  | 25  | 6   | 0  | 6   | 12  | 0  | 0  | 1   | 9   | 31  | 1  | 0  | .285 | .719  |
|                          | Kinston         | .283 | 83  | 269  | 56  | 76  | 14  | 1  | 20  | 54  | 2  | 3  | 8   | 50  | 55  | 3  | 2  | .406 | .971  |
| 2008                     | AKRON           | .339 | 55  | 177  | 46  | 60  | 15  | 1  | 6   | 26  | 1  | 2  | 1   | 52  | 33  | 0  | 1  | .487 | 1.024 |
|                          | Buffalo         | .272 | 54  | 195  | 23  | 53  | 9   | 1  | 3   | 19  | 3  | 4  | 4   | 23  | 60  | 2  | 1  | .354 | .728  |
| 2009                     | Columbus        | .235 | 39  | 136  | 20  | 32  | 8   | 0  | 6   | 15  | 2  | 1  | 3   | 15  | 40  | 0  | 0  | .323 | .749  |
|                          | CLEVELAND       | .144 | 45  | 111  | 12  | 16  | 2   | 0  | 3   | 7   | 1  | 1  | 0   | 17  | 36  | 1  | 1  | .256 | .499  |
| 2010                     | Columbus        | .276 | 55  | 196  | 32  | 54  | 10  | 0  | 9   | 32  | 2  | 1  | 0   | 20  | 38  | 1  | 1  | .341 | .805  |
|                          | CLEVELAND       | .190 | 28  | 58   | 6   | 11  | 5   | 0  | 1   | 8   | 1  | 0  | 0   | 8   | 22  | 0  | 0  | .288 | .616  |
| 2011                     | Tacoma          | .265 | 13  | 49   | 8   | 13  | 1   | 0  | 1   | 4   | 0  | 0  | 0   | 7   | 13  | 0  | 1  | .357 | .704  |
|                          | SEATTLE         | .203 | 24  | 59   | 6   | 12  | 1   | 0  | 1   | 6   | 0  | 1  | 0   | 10  | 13  | 0  | 1  | .314 | .585  |
| 2012                     | Durham          | .310 | 71  | 261  | 39  | 81  | 15  | 0  | 10  | 49  | 0  | 4  | 3   | 33  | 57  | 0  | 3  | .389 | .872  |
|                          | TAMPA BAY       | .260 | 42  | 100  | 10  | 26  | 4   | 0  | 1   | 9   | 1  | 0  | 0   | 8   | 24  | 0  | 0  | .315 | .645  |
| 2013                     | Durham          | .224 | 95  | 308  | 43  | 69  | 16  | 0  | 3   | 22  | 4  | 2  | 4   | 57  | 63  | 1  | 1  | .350 | .655  |
|                          | TAMPA BAY       | .333 | 4   | 3    | 0   | 1   | 1   | 0  | 0   | 0   | 0  | 0  | 0   | 1   | 1   | 0  | 0  | .500 | 1.167 |
| 2014                     | TEXAS           | .262 | 33  | 107  | 13  | 28  | 10  | 0  | 0   | 11  | 0  | 0  | 0   | 11  | 26  | 0  | 1  | .331 | .686  |
|                          | Round Rock      | .284 | 39  | 134  | 18  | 38  | 4   | 2  | 6   | 22  | 0  | 3  | 0   | 19  | 30  | 0  | 1  | .365 | .843  |
|                          | CLEVELAND       | .000 | 8   | 9    | 0   | 0   | 0   | 0  | 0   | 0   | 0  | 0  | 0   | 1   | 3   | 0  | 0  | .100 | .100  |
| 2015                     | Round Rock      | .243 | 69  | 247  | 28  | 60  | 10  | 0  | 6   | 33  | 1  | 2  | 3   | 24  | 62  | 2  | 0  | .315 | .671  |
|                          | TEXAS           | .255 | 36  | 98   | 19  | 25  | 6   | 1  | 5   | 14  | 4  | 0  | 1   | 10  | 19  | 2  | 0  | .330 | .820  |
| 2016                     | Frisco          | .240 | 7   | 25   | 3   | 6   | 0   | 0  | 1   | 4   | 0  | 0  | 1   | 3   | 8   | 0  | 0  | .345 | .705  |
|                          | CLEVELAND       | .216 | 67  | 139  | 17  | 30  | 4   | 0  | 4   | 11  | 4  | 1  | 1   | 10  | 41  | 0  | 0  | .272 | .603  |
| 2017                     | MINNESOTA       | .220 | 74  | 186  | 28  | 41  | 9   | 0  | 7   | 16  | 2  | 0  | 4   | 33  | 60  | 1  | 0  | .350 | .731  |
| Minor League Totals      |                 | .266 | 884 | 3083 | 485 | 819 | 180 | 10 | 111 | 436 | 19 | 32 | 103 | 423 | 714 | 22 | 24 | .369 | .808  |
| Major League Totals      |                 | .218 | 361 | 870  | 111 | 190 | 42  | 1  | 22  | 82  | 13 | 3  | 6   | 109 | 245 | 4  | 3  | .309 | .654  |

| GIMENEZ'S CAREER FIELDING RECORD |       |     |      |     |    |      |    |    |  |
|----------------------------------|-------|-----|------|-----|----|------|----|----|--|
| POSITION                         | PCT   | G   | PO   | A   | E  | TC   | DP | PB |  |
| Catcher                          | .993  | 274 | 1726 | 116 | 13 | 1855 | 17 | 19 |  |
| First Base                       | .995  | 43  | 213  | 7   | 1  | 221  | 19 | —  |  |
| Outfield                         | 1.000 | 31  | 36   | 0   | 0  | 36   | 0  | —  |  |
| Pitcher                          | 1.000 | 9   | 0    | 1   | 0  | 1    | 0  | —  |  |
| Third Base                       | 1.000 | 7   | 1    | 4   | 0  | 5    | 1  | —  |  |
| Totals                           | .993  | 364 | 1976 | 128 | 14 | 2118 | 37 | 19 |  |

| GIMENEZ'S DIVISION SERIES RECORD |          |      |   |    |   |   |    |    |    |     |    |    |     |    |    |    |    |      |      |
|----------------------------------|----------|------|---|----|---|---|----|----|----|-----|----|----|-----|----|----|----|----|------|------|
| YEAR                             | OPPONENT | AVG  | G | AB | R | H | 2B | 3B | HR | RBI | SH | SF | HBP | BB | SO | SB | CS | OBP  | OPS  |
| 2015                             | Toronto  | .250 | 2 | 8  | 1 | 2 | 0  | 0  | 0  | 0   | 1  | 0  | 0   | 0  | 1  | 0  | 0  | .250 | .500 |



# NIKO GOODRUM

**HEIGHT/WEIGHT:** 6-3/198  
**BATS/THROWS:** S/R  
**BORN:** 2/28/92 in Atlanta, GA  
**AGE:** 25  
**RESIDES:** Jonesboro, GA  
**ACQUIRED:** 2nd round pick in 2010 First-Year Player Draft  
**M.L. SERVICE:** 30 days  
**CONTRACT STATUS:** Signed thru 2017



INFIELDER

23

**PERSONAL:** Cartier Niko Goodrum...2010 graduate of Fayette County (GA) High School.

## 2017:

- Was invited to Twins spring training and reassigned to minor league camp; began season with Triple-A Rochester.
- Led the Red Wings in RBI (66), ranked second in games (127) and hits (122), and was third in home runs (13).
- Played 62 games in the outfield for Rochester, 37 at second base, 20 at third base, nine at shortstop and three at first base.
- Contract selected by Minnesota September 1.
- Made major league debut September 2 vs. Kansas City as defensive replacement at second base and went 0-for-2.
- Recorded first major league hit September 12 vs. San Diego, hitting an infield single to shortstop off Cory Mazzoni.

**2016:** Began season on 7-day disabled list with a right foot sprain; reinstated June 23 and transferred from Double-A Chattanooga to Single-A Ft. Myers...placed on 7-day disabled list again July 26 with a right hamstring sprain; reinstated August 2...named Southern League Player of the Week September 4, hitting .500 (15-for-30) with three doubles, one triple, two home runs, eight RBI and three stolen bases in five games...combined to hit .275 (57-for-207) with 14 doubles, two triples, seven home runs, 33 RBI, 28 runs scored and nine stolen bases in 55 games between Ft. Myers and Chattanooga...played 29 games for Caribes de Anzoategui in the Venezuelan Winter League, hitting .284 (33-for-116)

**2015:** Began season with Single-A Ft. Myers...transferred to Double-A Chattanooga June 10...finished the season with 29 stolen bases between Ft. Myers and Chattanooga, third most in the Twins minor leagues.

**2014:** Spent season with Single-A Ft. Myers...led Twins minor league system in stolen bases (35) and seventh in walks (58)...rated as having the best infield arm in the Florida State League by *Baseball America*...named the 29th best prospect in the Twins system by *Baseball America* entering 2015.

**2013:** Spent season with Single-A Cedar Rapids as the everyday shortstop...named a Midwest League Midseason All-Star...named the 26th best prospect in the Twins system by *Baseball America* entering 2014.

**2012:** Played season with Rookie-Elizabethton, ranking third on club in RBI (38)...ranked 20th among Twins prospects by MLB.com, entering 2013.

**2011:** Played season with Rookie-Elizabethton...ranked 19th best prospect in Twins organization by *Baseball America* entering 2012.

**2010:** Began professional career with GCL Twins...ranked as having the best infield arm in the Twins system and 19th best prospect by *Baseball America*, entering 2011.

**PROFESSIONAL:** Selected by Twins in second round of 2010 First-Year Player Draft, signed by scout Jack Powell.

## 2017 SINGLE-GAME HIGHS

|                      |        |
|----------------------|--------|
| Hits: 1, 9/12 vs. SD | HR: -- |
| RBI: --              | GS: -- |
| Hit-Streak: 1, 9/12  | SB: -- |

## CAREER SINGLE-GAME HIGHS

|                         |        |
|-------------------------|--------|
| Hits: 1, 9/12/17 vs. SD | HR: -- |
| RBI: --                 | GS: -- |
| Hit-Streak: 1, 9/12/17  | SB: -- |

## WALK-OFF HITS

|      |                   |
|------|-------------------|
| None | MULTI-HOMER GAMES |
| None | None              |



| GOODRUM'S BATTING RECORD |              |      |     |      |     |     |    |    |    |     |    |    |     |     |     |     |    |      |      |
|--------------------------|--------------|------|-----|------|-----|-----|----|----|----|-----|----|----|-----|-----|-----|-----|----|------|------|
| YEAR                     | CLUB         | AVG  | G   | AB   | R   | H   | 2B | 3B | HR | RBI | SH | SF | HBP | BB  | SO  | SB  | CS | OBP  | OPS  |
| 2010                     | GCL Twins    | .161 | 36  | 118  | 10  | 19  | 4  | 0  | 0  | 5   | 0  | 1  | 0   | 9   | 34  | 4   | 2  | .219 | .414 |
| 2011                     | Elizabethton | .275 | 59  | 204  | 39  | 56  | 10 | 3  | 2  | 20  | 0  | 1  | 4   | 21  | 56  | 8   | 1  | .352 | .734 |
| 2012                     | Elizabethton | .242 | 58  | 227  | 38  | 55  | 12 | 8  | 4  | 38  | 0  | 3  | 1   | 38  | 56  | 6   | 3  | .349 | .768 |
| 2013                     | Cedar Rapids | .260 | 103 | 385  | 62  | 100 | 22 | 4  | 4  | 45  | 4  | 2  | 4   | 60  | 105 | 20  | 4  | .364 | .733 |
| 2014                     | Ft. Myers    | .249 | 122 | 438  | 63  | 109 | 19 | 5  | 3  | 49  | 2  | 4  | 2   | 58  | 99  | 35  | 4  | .337 | .673 |
| 2015                     | Ft. Myers    | .220 | 53  | 205  | 24  | 45  | 11 | 1  | 4  | 19  | 0  | 1  | 2   | 32  | 59  | 11  | 5  | .329 | .670 |
|                          | Chattanooga  | .244 | 61  | 209  | 33  | 51  | 6  | 5  | 5  | 19  | 0  | 1  | 0   | 28  | 51  | 18  | 4  | .332 | .724 |
| 2016                     | Ft. Myers    | .280 | 6   | 25   | 3   | 7   | 4  | 0  | 1  | 5   | 0  | 0  | 0   | 1   | 7   | 1   | 0  | .308 | .868 |
|                          | Chattanooga  | .275 | 49  | 182  | 25  | 50  | 10 | 2  | 6  | 28  | 0  | 1  | 2   | 22  | 52  | 8   | 2  | .357 | .808 |
| 2017                     | Rochester    | .265 | 127 | 461  | 71  | 122 | 25 | 5  | 13 | 66  | 1  | 5  | 2   | 30  | 119 | 11  | 7  | .309 | .734 |
|                          | MINNESOTA    | .059 | 11  | 17   | 1   | 1   | 0  | 0  | 0  | 0   | 0  | 0  | 0   | 1   | 10  | 0   | 0  | .111 | .170 |
| Minor League Totals      |              | .247 | 547 | 1993 | 297 | 492 | 98 | 28 | 29 | 228 | 6  | 14 | 15  | 269 | 519 | 111 | 25 | .339 | .707 |
| Major League Totals      |              | .059 | 11  | 17   | 1   | 1   | 0  | 0  | 0  | 0   | 0  | 0  | 0   | 1   | 10  | 0   | 0  | .111 | .170 |

| GOODRUM'S CAREER FIELDING RECORD |       |   |    |   |   |    |    |    |  |
|----------------------------------|-------|---|----|---|---|----|----|----|--|
| POSITION                         | PCT   | G | PO | A | E | TC | DP | PB |  |
| Second Base                      | 1.000 | 8 | 4  | 3 | 0 | 7  | 1  | —  |  |
| Outfield                         | 1.000 | 1 | 3  | 0 | 0 | 3  | 0  | —  |  |
| Totals                           | 1.000 | 9 | 7  | 3 | 0 | 10 | 1  | —  |  |

#### ROOKIE QUALIFICATIONS

A player shall be considered a rookie unless, during a previous season, he had (a) exceeded 130 at-bats or 50 innings pitched in the major leagues; or (b) accumulated more than 45 days on the active roster of a major league club, or clubs, during the period of 25-man limit (excluding time in military service and time on the disabled list).



# ZACK GRANITE

**HEIGHT/WEIGHT:** 5-10/175  
**BATS/THROWS:** L/L  
**BORN:** 9/17/92 in Staten Island, NY  
**AGE:** 25  
**RESIDES:** Staten Island, NY  
**ACQUIRED:** 14th round of 2013 First-Year Player Draft  
**M.L. SERVICE:** 66 days  
**CONTRACT STATUS:** Signed thru 2017



OUTFIELDER

8

@ZGRANITE

**PERSONAL:** Zachary Thomas Granite...2010 graduate of Tottenville High School in Staten Island, NY, the same high school as former Twins pitcher Jason Marquis...named captain for his junior and senior year...was two-time MVP and Advance All-Star...selected to First-Team All-City and chosen to play in the PSAL, CHSAA All-Star game...helped team to city championships his senior year with a .360 average, nine RBI and four triples...recorded a .436 average with three RBI, one home run and 14 runs during his junior season...played three seasons for Seton Hall from 2011-13, hitting .299 (189-for-633) with 23 doubles, 10 triples and 53 RBI in 156 career games...named 2013 All-Big East First Team, 2013 Rawlings/ABCA All-East Region Second Team and 2012 All-Big East Third Team...went back to Seton Hall in winter of 2016-17 to earn degree in Criminal Justice.

## 2017:

- Was invited to Twins spring training before being optioned to Triple-A Rochester on March 18.
- Missed roughly a month at the start of the season with a left oblique strain, then traveled to Advanced-A Ft. Myers for a five-game rehab stint.
- Named Twins minor league Player of the Week June 17, hitting .526 (10-for-19) with five doubles, three RBI and six walks and five games.
- Earned International League Player of the Month honors in June, batting .470 with 55 hits, 16 extra-base hits, 23 runs, 78 total bases and a 1.193 OPS while reaching base safely in all 29 games he played; also named Twins minor league Player of the Month for June.
- Recalled on July 8 by the Twins and made his major league debut on the same day; recorded first major league hit on July 14 at Houston with a double off Charlie Morton.
- Optioned back to Rochester on August 5; rejoined the major league club on August 24.
- Named International League Postseason All-Star, becoming the first Red Wings outfielder to earn the honor since Jason Kubel in 2004.
- Hit first major league home run September 23 at Detroit off Blaine Hardy after pinch-running earlier in the eighth inning, becoming the first player in Twins history to pinch-run and homer in the same inning and the first in baseball since Boston's Darren Lewis in 2001.

**2016:** Spent entire season with Double-A Chattanooga, his first at that level...named Twins minor league Player of the Week August 27, hitting .357 (10-for-28) with two doubles, two RBI, six runs scored and six stolen bases in seven games...recorded at least one stolen base in 41 of 127 games and multiple stolen bases in 11 games, including season-high of four April 20 at Mississippi...played 108 games (107 starts) in centerfield and 18 (all starts) in leftfield...led Lookouts in stolen bases (56), hits (155), runs (86), games (127), triples (8) and total bases (201)...ranked tied for first in all of minor league baseball in stolen bases (56)...went 56-for-70 in steal attempts (80%)...named Southern League Postseason All-Star...named outfielder on the Twins Organizational All-Star team by MiLB.com...given Sherry Robertson Award as Twins minor league Player of the Year...added to Twins 40-man roster November 18...named 18th best prospect, fastest baserunner and best defensive outfielder in Twins system by *Baseball America*, entering 2017.

**2015:** Began season with Single-A Cedar Rapids...named Twins minor league Player of the Month for April after hitting .358 (27-for-67) with five doubles, five RBI and 17 runs scored for the Kernels...transferred to Single-A Ft. Myers May 1...had 28 stolen bases on the season, which were fourth most among all Twins minor leaguers...his .266 combined batting average was the ninth best in the Twins system.

**2014:** Began season with Single-A Cedar Rapids...made three stints on the 7-day disabled list: April 7-June 14 after diving for a ball, July 5-August 1, making a rehab assignment with GCL Twins; and was placed on the 7-day disabled list for the remainder of the season, appearing in four games.

**2013:** Led Rookie-Elizabethton in at-bats (242), runs (39), hits (69), walks (29) and stolen bases (14)...led Appalachian League in at-bats, was tied for third in hits and stolen bases, tied for fourth in games played (61) and was fifth in runs...named to the Appalachian League Postseason All-Star team.

**PROFESSIONAL:** Selected by Twins in 14th round of 2013 First-Year Player Draft; signed by scout John Wilson.

| 2017 SINGLE-GAME HIGHS    |                                 |                   |  |
|---------------------------|---------------------------------|-------------------|--|
| Hits: 3, 7/22 vs. DET     | HR: 1, 9/23 at DET              |                   |  |
| RBI: 3, 9/23 at DET       | GS: --                          |                   |  |
| Hit-Streak: 9, 7/19-29    | SB: 1, 2x, last 7/22 vs. DET    |                   |  |
| CAREER SINGLE-GAME HIGHS  |                                 |                   |  |
| Hits: 3, 7/22/17 vs. DET  | HR: 1, 9/23/17 at DET           |                   |  |
| RBI: 3, 9/23/17 at DET    | GS: --                          |                   |  |
| Hit-Streak: 9, 7/19-29/17 | SB: 1, 2x, last 7/22/17 vs. DET |                   |  |
| WALK-OFF HITS             |                                 | MULTI-HOMER GAMES |  |
| None                      |                                 | None              |  |

### GRANITE'S BATTING RECORD

| YEAR                | CLUB         | AVG  | G   | AB   | R   | H   | 2B | 3B | HR | RBI | SH | SF | HBP | BB  | SO  | SB  | CS | OBP  | OPS  |
|---------------------|--------------|------|-----|------|-----|-----|----|----|----|-----|----|----|-----|-----|-----|-----|----|------|------|
| 2013                | Elizabethton | .285 | 61  | 242  | 39  | 69  | 4  | 5  | 0  | 24  | 2  | 3  | 2   | 29  | 25  | 14  | 7  | .362 | .705 |
| 2014                | Cedar Rapids | .291 | 21  | 79   | 9   | 23  | 2  | 2  | 0  | 2   | 1  | 1  | 0   | 4   | 8   | 1   | 4  | .321 | .688 |
|                     | GCL Twins    | .214 | 4   | 14   | 4   | 3   | 0  | 0  | 0  | 0   | 0  | 0  | 0   | 2   | 4   | 3   | 0  | .313 | .527 |
| 2015                | Cedar Rapids | .358 | 19  | 67   | 17  | 24  | 5  | 1  | 0  | 5   | 3  | 0  | 1   | 12  | 6   | 7   | 1  | .463 | .926 |
|                     | Ft. Myers    | .249 | 105 | 381  | 59  | 95  | 10 | 4  | 1  | 26  | 11 | 3  | 5   | 41  | 63  | 21  | 12 | .328 | .632 |
| 2016                | Chattanooga  | .295 | 127 | 526  | 86  | 155 | 18 | 8  | 4  | 52  | 8  | 5  | 3   | 42  | 43  | 56  | 14 | .347 | .729 |
| 2017                | Rochester    | .338 | 71  | 284  | 46  | 96  | 16 | 4  | 5  | 29  | 4  | 0  | 1   | 24  | 34  | 15  | 6  | .392 | .867 |
|                     | Ft. Myers    | .368 | 5   | 19   | 2   | 7   | 1  | 1  | 0  | 1   | 0  | 0  | 0   | 2   | 2   | 3   | 0  | .429 | .955 |
|                     | MINNESOTA    | .237 | 40  | 93   | 14  | 22  | 2  | 0  | 1  | 13  | 1  | 1  | 0   | 12  | 9   | 2   | 2  | .321 | .611 |
| Minor League Totals |              | .293 | 413 | 1612 | 262 | 472 | 56 | 25 | 10 | 139 | 29 | 12 | 12  | 156 | 185 | 120 | 44 | .293 | .734 |
| Major League Totals |              | .237 | 40  | 93   | 14  | 22  | 2  | 0  | 1  | 13  | 1  | 1  | 0   | 12  | 9   | 2   | 2  | .321 | .611 |

### GRANITE'S CAREER FIELDING RECORD

| POSITION | PCT  | G  | PO | A | E | TC | DP | PB |
|----------|------|----|----|---|---|----|----|----|
| Outfield | .986 | 34 | 71 | 1 | 1 | 73 | 0  | —  |

### TWINS MILESTONE WINS

| WIN   | DATE               | OPPONENT        | SCORE | WINNING PITCHER |
|-------|--------------------|-----------------|-------|-----------------|
| 1     | April 11, 1961     | at New York-AL  | 6-0   | Pedro Ramos     |
| 500   | August 23, 1966    | at Washington   | 7-0   | Jim Kaat        |
| 1,000 | July 12, 1972      | vs. Milwaukee   | 7-1   | Bert Blyleven   |
| 1,500 | August 17, 1978    | vs. Kansas City | 6-5   | Roger Erickson  |
| 2,000 | September 25, 1985 | at Texas        | 5-1   | Bert Blyleven   |
| 2,500 | September 28, 1991 | at Toronto      | 5-0   | Jack Morris     |
| 3,000 | May 4, 1999        | vs. New York-AL | 8-4   | Mike Lincoln    |
| 3,500 | May 7, 2005        | at Tampa Bay    | 8-1   | Kyle Lohse      |
| 4,000 | September 12, 2010 | at Cleveland    | 6-2   | Kevin Slowey    |
| 4,500 | September 29, 2017 | vs. Detroit     | 6-3   | José Berrios    |



# ROBBIE GROSSMAN

**HEIGHT/WEIGHT:** 6-0/215  
**BATS/THROWS:** S/L  
**BORN:** 9/16/89 in San Diego, CA  
**AGE:** 28  
**RESIDES:** Houston, TX  
**ACQUIRED:** Signed as minor league free agent, 5/16/16  
**M.L. SERVICE:** 3 years, 60 days  
**CONTRACT STATUS:** Signed thru 2017



OUTFIELDER

36

**PERSONAL:** Robert Edward Grossman...grew up in Cypress, TX and graduated from Cy-Fair High School in 2008...was a Rawlings First-Team All-American in 2008 and a member of the USA Baseball Junior National Team in 2007...also played football as a freshman and sophomore...signed a national letter of intent to play baseball at the University of Texas, but ultimately signed with the Pirates after getting selected by the club in the sixth round of the June 2008 Draft...was ranked by *Baseball America* as the 49th best prospect in the country entering the draft.

## 2017:

- Made Twins Opening Day roster, marking his third time on an Opening Day roster (Houston, 2014-15).
- Reached base in first 17 games, posting a .443 on-base percentage in that span; also reached in 28 of first 29 April 4-May 23.
- Ranked seventh in the AL in on-base percentage pre-All-Star break (.379).
- Placed on 10-day disabled list from August 18 to September 5 with a fractured left thumb, reinstated September 5; was his first career DL stint.
- Drew multiple walks 14 times.
- Reached safely in 88 of 106 starts on the season.
- Played 35 games (28 starts) in rightfield, 18 games (17 starts) in leftfield and one game in centerfield.
- Led Twins in at-bats as designated hitter (223); also led in starts at DH (61).
- Set single-season career-highs in games (119), runs (62), hits (94), doubles (22), RBI (45) and walks (67).
- Ranked second on Twins in walks and on-base percentage (.361).

**2016:** Was invited to Spring Training with Cleveland; reassigned to Triple-A Columbus April 6...hit .256 (30-for-117) with five doubles, six home runs and 13 RBI in 34 games for the Clippers...opted out of minor league contract with Cleveland, becoming free agent May 16...signed as minor league free agent with Minnesota May 16 and reported to Triple-A Rochester...played in one game with Triple-A Rochester after signing, going 1-for-4 with a stolen base May 17...contract selected by Minnesota May 19...made Twins debut May 20 vs. Toronto, going 3-for-4 with a double, a home run and three RBI...reached safely in each of his first nine games with the Twins and in 26 of his first 27 from May 20-June 17...walked 23 times in June, tied for first in the AL for the month and tied for second in baseball...set season-high and tied career-high with four hits September 18 at New York-NL...hit .339 (20-for-59) in 20 September games...hit .344 (43-for-125) against left-handed pitching, the third best in the AL and seventh best in baseball...ranked third in the AL in OPS (.828) among switch-hitters (minimum of 300 at-bats)...ranked third on club in walks (55)...set single-season career-highs in hits (93), doubles (19), home runs (11) and runs (49) and tied career-high in walks (55).

**2015:** Opened the year with Houston and appeared in two games during the club's opening series against Cleveland April 8-9...appeared in 17 games in leftfield and four games in rightfield for the Astros...went 3-for-31 from April 19-May 12 and was optioned to Triple-A Fresno May 12...spent the remainder of the season in Fresno and hit .303 (43-for-142) off left-handers with a .797 OPS...hit .281 (9-for-32) in the Pacific Coast League playoffs with five runs, a double and three RBI in nine games for the Triple-A champions, who beat Columbus, 7-0, in the finals.

**2014:** Made first career Opening Day roster with Houston, starting in leftfield on April 1 vs. New York-AL...saw time at all three outfield spots (67 games in left, 6 games in center, 32 games in right)...appeared in a career-high 103 games over three stints in the majors...his 13.0 percent walk rate ranked seventh in the AL (min. 400 PA)...knocked a career-high four hits with a double, homer, two RBI and a run scored on July 9 at Texas...batted .307 (27-for-88) with five doubles and a .367 OBP over 23 games in the month of September, and hit safely in 17 of his last 18 games.

| 2017 SINGLE-GAME HIGHS           |                               |                   |  |
|----------------------------------|-------------------------------|-------------------|--|
| Hits: 3, 6/9 at SF               | HR: 1, 9x, last 9/7 at KC     |                   |  |
| RBI: 3, 2x, last 9/23 at DET     | GS: --                        |                   |  |
| Hit-Streak: 5, 2x, last 8/17-9/8 | SB: 1, 3x, last 9/21 at DET   |                   |  |
| CAREER SINGLE-GAME HIGHS         |                               |                   |  |
| Hits: 4, 2x, last 9/18/16 at NYM | HR: 1, 31x, last 9/7/17 at KC |                   |  |
| RBI: 4, 8/23/13 vs. TOR          | GS: --                        |                   |  |
| Hit-Streak: 14, 8/13-27/13       | SB: 2, 5/7/13 vs. LAA         |                   |  |
| WALK-OFF HITS                    |                               | MULTI-HOMER GAMES |  |
| None                             |                               | None              |  |

**2013:** Made major league debut with the Astros April 24, going 2-for-5 with two doubles and a run...recorded first MLB hit in his second plate appearance...became just the second player in franchise history to hit two doubles in ML debut (also James Mouton on April 4, 1994)...saw time at all three outfield spots (45 games in left, 29 games in center, 2 games in right) with Houston...owned the club's longest hitting streak of the season after hitting in 14 straight games from August 13-27; it marked the second-longest hitting streak of the season by an AL rookie, behind Jose Iglesias' 18-game; was the longest hitting streak by an Astros rookie since Chris Johnson hit in 14 straight in 2010...hit .329 vs. lefties, which ranked sixth all-time in Astros history for a single-season by a rookie (min. 50 at-bats)...suffered a strained right oblique on September 3 vs. Minnesota and missed the final 24 games of the season, but was not placed on the DL...from July 28 through the end of the season, ranked second among MLB rookies with a .322 batting average (min. 130 at-bats)...hit his first major league homer on July 31 at Baltimore...ranked by ESPN.com as Houston's No. 7 prospect entering the season.

**2012:** Began the year with Altoona in the Pirates organization...traded to the Astros on July 24 along with left-handed pitchers Colton Cain and Rudy Owens in exchange for left-handed pitcher Wandy Rodriguez...posted a combined .266 (129-for-485) average with 28 doubles, 10 homers, 13 stolen bases and a .376 on-base percentage in 131 games between Double-A Altoona (95 games) and Double-A Corpus Christi (36 games)...entered the season ranked by *Baseball America* as eighth best prospect with the best strike zone discipline in the Pirates system.

**2011:** Was Pittsburgh's Minor League Player of the Year after spending the entire season in Single-A Bradenton...hit .294 (144-for-490) with a .869 OPS (.418 OBP/.451 SLG)...led all of minor league baseball in runs (127) and walks (104), and tied for fifth in the Florida State League in doubles (34) and hits (144)...became the first minor league player since Nick Swisher in 2004 to score at least 100 runs and walk at least 100 times...scored the most runs by any minor league player since 2005...was a Florida State League Postseason All-Star and an MiLB.com Organization All-Star...reached base safely in a Florida State League-high 42 straight games from July 3-August 18...played in the Arizona Fall League following the conclusion of the season...hit .375 (39-for-104) with seven homers and a 1.097 OPS (.472 OBP/.625 SLG) in 26 games for the Mesa Solar Sox...played in the AFL Rising Stars Game and was named to the AFL All-Prospect Team.

**PROFESSIONAL:** Selected by Pittsburgh in sixth round of 2008 First-Year Player Draft; signed by scout Mike Leuzinger.

| GROSSMAN'S BATTING RECORD |                |      |     |      |     |     |     |    |    |     |    |    |     |     |     |     |    |      |      |
|---------------------------|----------------|------|-----|------|-----|-----|-----|----|----|-----|----|----|-----|-----|-----|-----|----|------|------|
| YEAR                      | CLUB           | AVG  | G   | AB   | R   | H   | 2B  | 3B | HR | RBI | SH | SF | HBP | BB  | SO  | SB  | CS | OBP  | OPS  |
| 2008                      | GCL Pirates    | .188 | 5   | 16   | 3   | 3   | 1   | 0  | 0  | 1   | 0  | 0  | 1   | 4   | 7   | 1   | 0  | .381 | .631 |
| 2009                      | West Virginia  | .266 | 116 | 451  | 83  | 120 | 21  | 2  | 5  | 42  | 7  | 0  | 2   | 75  | 164 | 35  | 12 | .373 | .728 |
| 2010                      | Bradenton      | .245 | 125 | 470  | 84  | 115 | 29  | 3  | 4  | 50  | 12 | 6  | 8   | 66  | 118 | 15  | 8  | .344 | .689 |
| 2011                      | Bradenton      | .294 | 134 | 490  | 127 | 144 | 34  | 2  | 13 | 56  | 9  | 7  | 6   | 104 | 111 | 24  | 10 | .418 | .869 |
| 2012                      | Altoona        | .266 | 95  | 350  | 59  | 93  | 20  | 4  | 7  | 36  | 4  | 0  | 4   | 59  | 78  | 9   | 10 | .378 | .784 |
|                           | Corpus Christi | .267 | 36  | 135  | 22  | 36  | 8   | 2  | 3  | 11  | 1  | 1  | 5   | 18  | 43  | 4   | 1  | .371 | .793 |
| 2013                      | Oklahoma City  | .281 | 70  | 253  | 42  | 71  | 11  | 2  | 2  | 20  | 7  | 1  | 1   | 48  | 66  | 15  | 8  | .396 | .760 |
|                           | HOUSTON        | .268 | 63  | 257  | 29  | 69  | 14  | 0  | 4  | 21  | 5  | 1  | 2   | 23  | 70  | 6   | 7  | .332 | .702 |
| 2014                      | Oklahoma City  | .337 | 44  | 175  | 30  | 59  | 16  | 0  | 4  | 15  | 0  | 0  | 2   | 22  | 38  | 10  | 8  | .417 | .914 |
|                           | HOUSTON        | .233 | 103 | 360  | 42  | 84  | 14  | 2  | 6  | 37  | 3  | 2  | 2   | 55  | 105 | 9   | 3  | .337 | .670 |
| 2015                      | HOUSTON        | .143 | 24  | 49   | 7   | 7   | 2   | 0  | 1  | 5   | 0  | 0  | 0   | 5   | 17  | 0   | 0  | .222 | .467 |
|                           | Fresno         | .254 | 93  | 347  | 54  | 88  | 16  | 1  | 5  | 37  | 1  | 4  | 1   | 55  | 85  | 14  | 8  | .354 | .703 |
| 2016                      | Columbus       | .256 | 34  | 117  | 14  | 30  | 5   | 0  | 6  | 13  | 1  | 0  | 0   | 21  | 25  | 3   | 1  | .370 | .823 |
|                           | Rochester      | .250 | 1   | 4    | 1   | 1   | 0   | 0  | 0  | 1   | 0  | 0  | 0   | 0   | 1   | 1   | 0  | .250 | .500 |
|                           | MINNESOTA      | .280 | 99  | 332  | 49  | 93  | 19  | 1  | 11 | 37  | 0  | 0  | 2   | 55  | 96  | 2   | 3  | .386 | .829 |
| 2017                      | MINNESOTA      | .246 | 119 | 382  | 62  | 94  | 22  | 1  | 9  | 45  | 2  | 2  | 3   | 67  | 79  | 3   | 1  | .361 | .741 |
|                           | Rochester      | .143 | 2   | 7    | 2   | 1   | 0   | 0  | 0  | 1   | 0  | 0  | 0   | 2   | 2   | 0   | 0  | .333 | .476 |
| Minor League Totals       |                | .270 | 755 | 2815 | 521 | 761 | 161 | 16 | 49 | 283 | 42 | 19 | 30  | 474 | 738 | 131 | 66 | .379 | .770 |
| Major League Totals       |                | .251 | 408 | 1380 | 189 | 347 | 71  | 4  | 31 | 145 | 10 | 5  | 9   | 205 | 367 | 20  | 14 | .351 | .727 |

| GROSSMAN'S CAREER FIELDING RECORD |      |     |     |    |    |     |    |    |
|-----------------------------------|------|-----|-----|----|----|-----|----|----|
| POSITION                          | PCT  | G   | PO  | A  | E  | TC  | DP | PB |
| Outfield                          | .967 | 395 | 522 | 13 | 18 | 553 | 2  | —  |





# CHRIS HESTON

**HEIGHT/WEIGHT:** 6-3/195  
**BATS/THROWS:** R/R  
**BORN:** 4/10/88 in Palm Beach, FL  
**AGE:** 29  
**ACQUIRED:** Claimed off Waivers from LAD 6/7/17  
**M.L. SERVICE:** 1 year, 144 days  
**CONTRACT STATUS:** Signed thru 2017



**RIGHT-HANDED PITCHER**

**PERSONAL:** Christopher Lee Heston...graduated from Bayside HS (FL)...attended Seminole State College of Florida and East Carolina University...combined for a record of 8-9 with a 4.76 ERA in 107.2 innings pitched in two seasons at Seminole State College...went 7-0 with a 4.15 ERA and 88 strikeouts in 15 starts with East Carolina in 2009...named first-team All-Conference USA and Conference USA Newcomer-of-the-Year in 2009.

## 2017:

- Made two appearances (1 start) for Seattle, going 0-1 with a 19.80 ERA.
- Made six starts for Triple-A Tacoma, posting a 2-1 record with a 3.41 ERA.
- Claimed by Los Angeles-NL off waivers on May 26 and made one appearance for Triple-A Oklahoma City, allowing three runs in 3.0 innings.
- Claimed off waivers by Minnesota on June 7.
- Appeared in three games (1 start) for the Twins, going 0-1, 16.50 ERA (6.0 IP, 11 ER).
- Finished the season with Triple-A Rochester, where he went 0-3, 10.00 ERA (27.0 IP, 30 ER) in eight games (6 starts).

**2016:** Made five appearances for San Francisco, going 1-1, 10.80 ERA (5.0 IP, 6 ER)...posted a 4.39 ERA (92.1 IP, 44 ER) between Triple-A Sacramento, Single-A San Jose and the AZL Giants.

**2015:** Went 12-11 with a 3.95 ERA (78 ER, 177.2 IP) with 141 strikeouts and 64 walks in 31 starts with the Giants...tossed the first no-hitter of the 2015 season and the first by a Giants rookie in 103 years on June 9 at New York-NL in the Giants' 5-0 win...allowed 3 baserunners, all coming via hit by pitch (the only time in ML history)...became the first rookie pitcher to strike out more than 10 batters without issuing a walk in a no-no.

**2014:** Went 12-9 with a 3.38 ERA (65 ER, 173.0 IP) in 28 starts with AAA Fresno...made his Major League debut on Sept. 13 vs. Los Angeles-NL, tossing 1.0 scoreless inning of relief...made his first career Major League start on Sept. 28 vs. San Diego, allowing 3 earned runs in 4.0 innings.

**2013:** Made 19 starts with AAA Fresno, posting a record of 7-6 with a 5.80 ERA (70 ER, 108.2 IP) with 97 strikeouts and 46 walks...designated for assignment on July 13...released on July 21...cleared waivers and re-signed to a minor league contract with the Giants on July 24.

**2012:** Went 9-8 with a 2.24 ERA (37 ER, 148.2 IP) in 25 starts with Double-A Richmond...named the Eastern League Pitcher of the Year.

**2011:** In 24 starts with advanced-A San Jose, went 12-4 with a 3.16 ERA (53 ER, 151.0 IP) with 131 strikeouts and 40 walks.

**2010:** Went 5-13 with a 3.75 ERA (62 ER, 148.2 IP) in 26 starts (1 complete game) with A Augusta.

**2009:** Began his professional career with the AZL Giants, posting a record of 1-5 with a 4.11 ERA (16 ER, 35.0 IP) in 11 games (6 starts).

**PROFESSIONAL:** Selected by San Francisco in the 12th round of the 2009 MLB First-Year Player Draft...signed by Giants scout Pat Portugal...originally drafted by Minnesota in the 47th round of the 2007 First-Year Player Draft but did not sign.

## 2017 SINGLE-GAME HIGHS

|                          |                        |
|--------------------------|------------------------|
| IP: 3.0, 5/21/17 vs. CWS | BB: 4, 5/21/17 vs. CWS |
| SO: 2, 5/21/17 vs. CWS   | CG: -                  |
| Win-Streak: -            | Low-Hit: -             |

## CAREER SINGLE-GAME HIGHS

|                                 |                               |
|---------------------------------|-------------------------------|
| IP: 9.0, 2x, last 6/9/15 at NYM | BB: 5, 2x, last 9/22/15 at SD |
| SO: 11, 6/9/15 at NYM           | CG: 2, last 6/9/15 at NYM     |
| Win-Streak: 5, 6/19-7/27/15     | Low-Hit: 0, 6/9/15 at NYM     |

| Heston's Pitching Record |                      |              |              |           |           |          |          |          |              |            |           |           |           |           |           |            |          |            |             |
|--------------------------|----------------------|--------------|--------------|-----------|-----------|----------|----------|----------|--------------|------------|-----------|-----------|-----------|-----------|-----------|------------|----------|------------|-------------|
| Year                     | Club                 | W-L          | ERA          | G         | GS        | CG       | SH       | SV       | IP           | H          | R         | ER        | HR        | HB        | BB        | SO         | WP       | K/9        | BAA         |
| 2009                     | AZL Giants           | 1-5          | 4.11         | 11        | 6         | 0        | 0        | 0        | 35.0         | 30         | 19        | 16        | 0         | 4         | 10        | 34         | 2        | 8.7        | .233        |
| 2010                     | Augusta              | 5-13         | 3.75         | 26        | 26        | 1        | 0        | 0        | 148.2        | 161        | 83        | 62        | 6         | 9         | 33        | 124        | 12       | 7.5        | .272        |
| 2011                     | San Jose             | 12-4         | 3.16         | 24        | 24        | 1        | 0        | 0        | 151.0        | 144        | 64        | 53        | 10        | 8         | 40        | 131        | 7        | 7.8        | .259        |
| 2012                     | Richmond             | 9-8          | 2.24         | 25        | 25        | 1        | 0        | 0        | 148.2        | 124        | 43        | 37        | 2         | 4         | 40        | 135        | 12       | 8.2        | .230        |
| 2013                     | Fresno               | 7-6          | 5.80         | 19        | 19        | 1        | 1        | 0        | 108.2        | 129        | 75        | 70        | 14        | 9         | 46        | 97         | 8        | 8          | .301        |
| 2014                     | Fresno               | 12-9         | 3.38         | 28        | 28        | 1        | 1        | 0        | 173.0        | 152        | 76        | 65        | 16        | 9         | 51        | 125        | 11       | 6.5        | .233        |
|                          | <b>SAN FRANCISCO</b> | <b>0-0</b>   | <b>5.06</b>  | <b>3</b>  | <b>1</b>  | <b>0</b> | <b>0</b> | <b>0</b> | <b>5.1</b>   | <b>6</b>   | <b>3</b>  | <b>3</b>  | <b>0</b>  | <b>0</b>  | <b>3</b>  | <b>4</b>   | <b>1</b> | <b>6.8</b> | <b>.300</b> |
| 2015                     | <b>SAN FRANCISCO</b> | <b>12-11</b> | <b>3.95</b>  | <b>31</b> | <b>31</b> | <b>2</b> | <b>1</b> | <b>0</b> | <b>177.2</b> | <b>169</b> | <b>82</b> | <b>78</b> | <b>16</b> | <b>13</b> | <b>64</b> | <b>141</b> | <b>5</b> | <b>7.1</b> | <b>.253</b> |
| 2016                     | <b>SAN FRANCISCO</b> | <b>1-1</b>   | <b>10.80</b> | <b>4</b>  | <b>0</b>  | <b>0</b> | <b>0</b> | <b>0</b> | <b>5.0</b>   | <b>9</b>   | <b>6</b>  | <b>6</b>  | <b>0</b>  | <b>0</b>  | <b>6</b>  | <b>3</b>   | <b>3</b> | <b>5.4</b> | <b>.409</b> |
|                          | Sacramento           | 2-9          | 4.54         | 15        | 14        | 0        | 0        | 1        | 81.1         | 82         | 42        | 41        | 8         | 4         | 32        | 53         | 4        | 5.9        | .267        |
|                          | AZL Giants           | 0-0          | 0.00         | 2         | 2         | 0        | 0        | 0        | 6.2          | 7          | 0         | 0         | 0         | 0         | 2         | 7          | 0        | 9.4        | .259        |
|                          | San Jose             | 0-0          | 6.23         | 1         | 1         | 0        | 0        | 0        | 4.1          | 5          | 3         | 3         | 0         | 0         | 3         | 1          | 3        | 2.1        | .294        |
| 2017                     | Tacoma               | 2-1          | 3.41         | 6         | 6         | 1        | 1        | 0        | 31.2         | 26         | 12        | 12        | 2         | 2         | 11        | 28         | 0        | 8.0        | .228        |
|                          | <b>SEATTLE</b>       | <b>0-1</b>   | <b>19.80</b> | <b>2</b>  | <b>1</b>  | <b>0</b> | <b>0</b> | <b>0</b> | <b>5.0</b>   | <b>14</b>  | <b>12</b> | <b>11</b> | <b>3</b>  | <b>0</b>  | <b>5</b>  | <b>3</b>   | <b>0</b> | <b>5.4</b> | <b>.483</b> |
|                          | Oklahoma City        | 0-1          | 9.00         | 1         | 0         | 0        | 0        | 0        | 3.0          | 4          | 3         | 3         | 2         | 0         | 1         | 4          | 0        | 12.0       | .308        |
|                          | Rochester            | 0-3          | 10.00        | 8         | 6         | 0        | 0        | 0        | 27.0         | 56         | 32        | 30        | 8         | 0         | 15        | 12         | 2        | 4.0        | .448        |
|                          | GCL Twins            | 0-1          | 5.40         | 1         | 1         | 0        | 0        | 0        | 5.0          | 7          | 3         | 3         | 0         | 0         | 0         | 5          | 0        | 9.0        | .318        |
|                          | <b>MINNESOTA</b>     | <b>0-0</b>   | <b>0.00</b>  | <b>1</b>  | <b>0</b>  | <b>0</b> | <b>0</b> | <b>0</b> | <b>1.0</b>   | <b>1</b>   | <b>0</b>  | <b>0</b>  | <b>0</b>  | <b>0</b>  | <b>0</b>  | <b>0</b>   | <b>0</b> | <b>0.0</b> | <b>.250</b> |
| Minor League Totals      |                      | 50-60        | 3.85         | 167       | 158       | 6        | 3        | 1        | 924.0        | 927        | 455       | 395       | 68        | 13        | 284       | 756        | 9        | 7.4        | .263        |
| National League Totals   |                      | 13-12        | 4.16         | 38        | 32        | 2        | 1        | 0        | 188.0        | 184        | 91        | 87        | 16        | 13        | 73        | 148        | 9        | 7.1        | .260        |
| American League Totals   |                      | 0-1          | 16.50        | 3         | 1         | 0        | 0        | 0        | 6.0          | 15         | 12        | 11        | 3         | 0         | 5         | 3          | 0        | 4.5        | .455        |
| Major League Totals      |                      | 13-13        | 4.55         | 41        | 33        | 2        | 1        | 0        | 194.0        | 199        | 103       | 98        | 19        | 13        | 78        | 151        | 9        | 7.0        | .268        |

| Heston's Career Fielding Record |      |    |    |    |   |    |    |    |
|---------------------------------|------|----|----|----|---|----|----|----|
| Position                        | PCT  | G  | PO | A  | E | TC | DP | PB |
| Pitcher                         | .902 | 41 | 13 | 24 | 4 | 41 | 3  | —  |

| Heston's Batting Record |      |    |   |    |    |    |    |     |    |    |     |    |    |    |
|-------------------------|------|----|---|----|----|----|----|-----|----|----|-----|----|----|----|
| Batting                 | AVG  | AB | R | H  | 2B | 3B | HR | RBI | SH | SF | HBP | BB | SO | SB |
| Career                  | .192 | 52 | 1 | 10 | 2  | 0  | 0  | 3   | 7  | 0  | 0   | 0  | 19 | 0  |

| Heston's Game Logs |      |   |   |    |     |     |      |    |    |     |   |   |    |    |    |     |
|--------------------|------|---|---|----|-----|-----|------|----|----|-----|---|---|----|----|----|-----|
| Date               | Opp. | W | L | SV | SVO | HLD | ERA  | GS | CG | IP  | H | R | ER | HR | BB | IBB |
| 6/11               | @SF  | 0 | 0 | 0  | 0   | 0   | 0.00 | 0  | 0  | 1.0 | 1 | 0 | 0  | 0  | 0  | 0   |
| JUNE               |      | 0 | 0 | 0  | 0   | 0   | 0.00 | 0  | 0  | 1.0 | 1 | 0 | 0  | 0  | 0  | 0   |
| Totals             |      | 0 | 0 | 0  | 0   | 0   | 0.00 | 0  | 0  | 1.0 | 1 | 0 | 0  | 0  | 0  | 0   |



# TREVOR HILDENBERGER

**HEIGHT/WEIGHT:** 6-2/211  
**BATS/THROWS:** R/R  
**BORN:** 12/15/90 in Mountain View, CA  
**AGE:** 26  
**RESIDES:** San Jose, CA  
**ACQUIRED:** 22nd round, 2014 First-Year Player Draft  
**M.L. SERVICE:** 100 days  
**CONTRACT STATUS:** Signed thru 2017



**RIGHT-HANDED PITCHER**

**39**

@T\_HILDY

**PERSONAL:** Trevor Sean Hildenberger...2009 graduate of Archbishop Mitty (CA) High School...tied a Cal-Berkeley single-season record with 10 saves as a senior in 2014, going 3-3, 2.83 ERA and 48 strikeouts and 11 walks in 47.2 innings...honorable mention All-Pac-12 and honorable mention Pac-12 All-Academic...picked up 10th save in last collegiate game, throwing 3.0 innings with one hit and three strikeouts May 24 at Oregon...ended career with 12 saves, ninth on the all-time Cal list...finished 8-6 as a senior with 60 strikeouts and a 3.79 ERA...was a member of the Milwaukee Brewers 2008 Area Code Team.

## 2017:

- Began season with Triple-A Rochester.
- Appeared in 21 games overall for the Red Wings, going 1-0, 1.54 ERA (23.1 IP, 4 ER) with five saves in final 15 games there from May 3-June 21.
- Contract selected by Minnesota June 23 (Wimmers - designated).
- Made major league debut June 23 at Cleveland, pitching 1.0 scoreless inning, striking out the first batter he faced (Roberto Pérez); did not allow a run in first four appearances (7.1 IP).
- Earned first major league win July 7 vs. Baltimore, pitching 2.1 scoreless innings.
- Became one of Minnesota's primary set-up men from early August through the end of the season.
- Earned first career save August 13 at Detroit, pitching 1.1 scoreless innings with three strikeouts.
- Held opponents scoreless in 13 of final 16 appearances, posting a 3.45 ERA (15.2 IP, 6 ER) with two walks, 16 strikeouts and eight holds.
- Held left-handed hitters to a .233 batting average and right-handed batters to a .245 average.
- Tied for AL lead among rookies in holds (12) and 10th in strikeouts-per-9.0 IP (9.43).
- Posted a 9.43 strikeouts-per-9.0 IP ratio, the second best for a rookie in club history, trailing only Francisco Liriano's 10.71 in 2006.
- Finished with 12 holds, second most for a rookie in club history, trailing only Jose Mijares' 27 in 2009.

**2016:** Began season with Single-A Ft. Myers and appeared in six games, allowing one run in 9.1 innings pitched (0.96)...promoted to Double-A Chattanooga April 26...named Twins minor league Player of the Week June 4, earning two saves in three games, pitching 3.0 scoreless innings for the Lookouts...named Twins minor league Pitcher of the Month for July, going 0-1, 0.00 ERA (12.1 IP) with four saves, two walks and 16 strikeouts in 11 games for the Lookouts...placed on 7-day disabled list July 29 with right elbow tendinitis; reinstated September 7 but did not pitch again...combined to go 3-4, 0.75 ERA (48.0 IP, 4 ER) with 19 saves, six walks and 53 strikeouts in 38 games between the Miracle and Lookouts...held right-handed hitters to a .168 (17-for-101) average and left-handed hitters to a .205 (15-for-73) average...ranked second in the entire Twins organization in saves (19), trailing only Edward Mujica (26).

**2015:** Began season with Single-A Cedar Rapids...converted first eight save opportunities and 14 of 15 total save opportunities for Kernels...named Midwest League Midseason All-Star, going 2-1, 0.51 ERA (35.1 IP, 2 ER) with eight saves, 46 strikeouts and five walks in 20 games...promoted to Single-A Ft. Myers July 22...led the Twins minor league system with in saves (17)...named a Low Class-A All-Star and 27th best prospect in the Twins system by *Baseball America*...named the relief pitcher on the Twins Organization All-Star team by MiLB.com.

**2014:** Spent first professional season with the GCL Twins...led league in games (23) and tied for first in saves (10)...named a GCL All-Star.

**PROFESSIONAL:** Selected by Twins in 22nd round of the 2014 First-Year Player Draft; signed by scout Elliott Strankman.

| 2017 SINGLE-GAME HIGHS   |                |             |                |
|--------------------------|----------------|-------------|----------------|
| IP: 2.1                  | 7/7 vs. BAL    | Walks: 2    | 6/27 at BOS    |
| SO: 5                    | 7/30 at OAK    | CG: --      |                |
| Win-Streak: 1, 3x        | last 9/7       | Low-Hit: -- |                |
| CAREER SINGLE-GAME HIGHS |                |             |                |
| IP: 2.1                  | 7/7/17 vs. BAL | Walks: 2    | 6/27/17 at BOS |
| SO: 5                    | 7/30/17 at OAK | CG: --      |                |
| Win-Streak: 1, 3x        | last 9/7/17    | Low-Hit: -- |                |

| HILDENBERGER'S PLAYING RECORD |              |      |      |     |    |    |     |    |       |     |    |    |    |    |    |     |    |      |      |
|-------------------------------|--------------|------|------|-----|----|----|-----|----|-------|-----|----|----|----|----|----|-----|----|------|------|
| YEAR                          | CLUB         | W-L  | ERA  | G   | GS | CG | SHO | SV | IP    | H   | R  | ER | HR | HB | BB | SO  | WP | K/9  | BAA  |
| 2014                          | GCL Twins    | 1-4  | 2.57 | 23  | 0  | 0  | 0   | 10 | 28.0  | 27  | 12 | 8  | 1  | 1  | 5  | 30  | 0  | 9.6  | .243 |
|                               | Elizabethton | 0-0  | 0.00 | 1   | 0  | 0  | 0   | 0  | 1.0   | 0   | 0  | 0  | 0  | 0  | 0  | 2   | 0  | 18.0 | .000 |
| 2015                          | Cedar Rapids | 2-1  | 0.80 | 28  | 0  | 0  | 0   | 14 | 45.0  | 24  | 6  | 4  | 0  | 1  | 5  | 59  | 2  | 11.8 | .153 |
|                               | Ft. Myers    | 1-1  | 3.32 | 13  | 0  | 0  | 0   | 3  | 19.0  | 15  | 7  | 7  | 0  | 1  | 2  | 21  | 2  | 9.9  | .231 |
| 2016                          | Ft. Myers    | 1-1  | 0.96 | 6   | 0  | 0  | 0   | 3  | 9.1   | 11  | 2  | 1  | 0  | 0  | 0  | 8   | 0  | 7.7  | .282 |
|                               | Chattanooga  | 2-3  | 0.70 | 32  | 0  | 0  | 0   | 16 | 38.2  | 21  | 4  | 3  | 2  | 1  | 6  | 45  | 0  | 10.5 | .157 |
| 2017                          | MINNESOTA    | 3-3  | 3.21 | 37  | 0  | 0  | 0   | 1  | 42.0  | 38  | 15 | 15 | 4  | 4  | 6  | 44  | 1  | 9.4  | .241 |
|                               | Rochester    | 2-1  | 2.05 | 21  | 0  | 0  | 0   | 6  | 30.2  | 27  | 7  | 7  | 1  | 1  | 8  | 35  | 1  | 10.3 | .235 |
| Minor League Totals           |              | 9-11 | 1.57 | 124 | 0  | 0  | 0   | 52 | 171.2 | 125 | 38 | 30 | 4  | 5  | 26 | 200 | 5  | 10.5 | .200 |
| Major League Totals           |              | 3-3  | 3.21 | 37  | 0  | 0  | 0   | 1  | 42.0  | 38  | 15 | 15 | 4  | 4  | 6  | 44  | 1  | 9.4  | .241 |

| HILDENBERGER'S CAREER FIELDING RECORD |       |    |    |   |   |    |    |    |  |
|---------------------------------------|-------|----|----|---|---|----|----|----|--|
| POSITION                              | PCT   | G  | PO | A | E | TC | DP | PB |  |
| Pitcher                               | 1.000 | 37 | 2  | 5 | 0 | 7  | 1  | —  |  |

| HILDENBERGER'S GAME LOGS |      |   |   |    |     |     |      |    |    |      |    |    |    |    |    |     |    |    |      |      |
|--------------------------|------|---|---|----|-----|-----|------|----|----|------|----|----|----|----|----|-----|----|----|------|------|
| DATE                     | OPP. | W | L | SV | SVO | HLD | ERA  | GS | CG | IP   | H  | R  | ER | HR | BB | IBB | HB | SO | AVG  | #PIT |
| 6/23                     | @Cle | 0 | 0 | 0  | 0   | 0   | 0.00 | 0  | 0  | 1.0  | 1  | 0  | 0  | 0  | 0  | 0   | 0  | 1  | .250 | 18   |
| 6/27                     | @Bos | 0 | 0 | 0  | 0   | 0   | 0.00 | 0  | 0  | 2.0  | 1  | 0  | 0  | 0  | 2  | 0   | 0  | 2  | .182 | 40   |
| JUNE                     |      | 0 | 0 | 0  | 0   | 0   | 0.00 | 0  | 0  | 3.0  | 2  | 0  | 0  | 0  | 2  | 0   | 0  | 3  | .182 | 58   |
| 7/2                      | @KC  | 0 | 0 | 0  | 0   | 0   | 0.00 | 0  | 0  | 2.0  | 1  | 0  | 0  | 0  | 1  | 0   | 0  | 3  | .167 | 36   |
| 7/7                      | Bal  | 1 | 0 | 0  | 0   | 0   | 0.00 | 0  | 0  | 2.1  | 2  | 0  | 0  | 0  | 0  | 0   | 0  | 3  | .185 | 34   |
| 7/9                      | Bal  | 0 | 0 | 0  | 0   | 0   | 2.16 | 0  | 0  | 1.0  | 3  | 2  | 2  | 0  | 0  | 0   | 0  | 0  | .250 | 19   |
| 7/14                     | @Hou | 0 | 0 | 0  | 0   | 0   | 1.86 | 0  | 0  | 1.1  | 1  | 0  | 0  | 0  | 0  | 0   | 0  | 0  | .243 | 12   |
| 7/16                     | @Hou | 0 | 0 | 0  | 0   | 0   | 2.70 | 0  | 0  | 0.1  | 1  | 1  | 1  | 0  | 0  | 0   | 0  | 0  | .256 | 5    |
| 7/18                     | NYN  | 0 | 0 | 0  | 0   | 0   | 2.38 | 0  | 0  | 1.1  | 0  | 0  | 0  | 0  | 0  | 0   | 0  | 1  | .233 | 19   |
| 7/19                     | NYN  | 0 | 0 | 0  | 0   | 0   | 2.19 | 0  | 0  | 1.0  | 0  | 0  | 0  | 0  | 0  | 0   | 1  | 1  | .217 | 17   |
| 7/23                     | Det  | 0 | 1 | 0  | 0   | 0   | 3.21 | 0  | 0  | 1.2  | 4  | 2  | 2  | 1  | 0  | 0   | 0  | 2  | .259 | 26   |
| 7/25                     | @LAD | 0 | 0 | 0  | 0   | 0   | 3.52 | 0  | 0  | 1.1  | 0  | 1  | 1  | 0  | 0  | 0   | 1  | 1  | .241 | 24   |
| 7/30                     | @Oak | 0 | 0 | 0  | 0   | 0   | 3.12 | 0  | 0  | 2.0  | 2  | 0  | 0  | 0  | 0  | 0   | 0  | 5  | .242 | 34   |
| JULY                     |      | 1 | 1 | 0  | 0   | 0   | 3.77 | 0  | 0  | 14.1 | 14 | 6  | 6  | 1  | 1  | 0   | 2  | 16 | .255 | 226  |
| 8/6                      | Tex  | 0 | 0 | 0  | 0   | 1   | 2.79 | 0  | 0  | 2.0  | 1  | 0  | 0  | 0  | 0  | 0   | 1  | 1  | .233 | 29   |
| 8/7                      | Mil  | 0 | 0 | 0  | 0   | 0   | 2.70 | 0  | 0  | 0.2  | 1  | 0  | 0  | 0  | 0  | 0   | 0  | 2  | .237 | 10   |
| 8/11                     | @Det | 0 | 0 | 0  | 0   | 0   | 3.00 | 0  | 0  | 1.0  | 3  | 1  | 1  | 0  | 0  | 0   | 0  | 1  | .256 | 21   |
| 8/12                     | @Det | 0 | 0 | 0  | 0   | 1   | 3.32 | 0  | 0  | 0.2  | 1  | 1  | 1  | 1  | 0  | 0   | 0  | 0  | .259 | 5    |
| 8/13                     | @Det | 0 | 0 | 1  | 1   | 0   | 3.13 | 0  | 0  | 1.1  | 1  | 0  | 0  | 0  | 0  | 0   | 0  | 3  | .256 | 17   |
| 8/17                     | Cle  | 1 | 0 | 0  | 1   | 0   | 2.96 | 0  | 0  | 1.1  | 1  | 0  | 0  | 0  | 0  | 0   | 0  | 1  | .253 | 12   |
| 8/18                     | Ari  | 0 | 0 | 0  | 0   | 1   | 2.88 | 0  | 0  | 0.2  | 0  | 0  | 0  | 0  | 0  | 0   | 0  | 0  | .250 | 2    |
| 8/22                     | @CWS | 0 | 0 | 0  | 0   | 1   | 2.77 | 0  | 0  | 1.0  | 0  | 0  | 0  | 0  | 0  | 0   | 0  | 1  | .242 | 14   |
| 8/23                     | @CWS | 0 | 1 | 0  | 0   | 0   | 3.08 | 0  | 0  | 0.1  | 2  | 1  | 1  | 0  | 1  | 1   | 0  | 0  | .257 | 9    |
| 8/25                     | @Tor | 0 | 0 | 0  | 0   | 1   | 3.04 | 0  | 0  | 0.1  | 0  | 0  | 0  | 0  | 0  | 0   | 0  | 0  | .255 | 1    |
| 8/26                     | @Tor | 0 | 0 | 0  | 0   | 0   | 2.96 | 0  | 0  | 0.2  | 0  | 0  | 0  | 0  | 0  | 0   | 0  | 2  | .250 | 8    |
| 8/27                     | @Tor | 0 | 0 | 0  | 0   | 0   | 2.86 | 0  | 0  | 1.0  | 0  | 0  | 0  | 0  | 0  | 0   | 0  | 0  | .243 | 15   |
| 8/29                     | CWS  | 0 | 0 | 0  | 0   | 1   | 2.73 | 0  | 0  | 1.1  | 2  | 0  | 0  | 0  | 0  | 0   | 0  | 4  | .248 | 26   |
| AUGUST                   |      | 1 | 1 | 1  | 2   | 6   | 2.19 | 0  | 0  | 12.1 | 12 | 3  | 3  | 1  | 1  | 1   | 1  | 15 | .255 | 169  |
| 9/3                      | KC   | 0 | 0 | 0  | 0   | 0   | 2.59 | 0  | 0  | 1.2  | 0  | 0  | 0  | 0  | 0  | 0   | 1  | 0  | .237 | 20   |
| 9/6                      | @TB  | 0 | 0 | 0  | 0   | 1   | 2.51 | 0  | 0  | 1.0  | 0  | 0  | 0  | 0  | 0  | 0   | 0  | 1  | .231 | 13   |
| 9/7                      | @KC  | 1 | 0 | 0  | 0   | 0   | 2.43 | 0  | 0  | 1.0  | 1  | 0  | 0  | 0  | 0  | 0   | 0  | 0  | .234 | 6    |
| 9/8                      | @KC  | 0 | 0 | 0  | 0   | 1   | 2.29 | 0  | 0  | 2.0  | 1  | 0  | 0  | 0  | 0  | 0   | 0  | 1  | .233 | 18   |
| 9/13                     | SD   | 0 | 0 | 0  | 1   | 0   | 2.45 | 0  | 0  | 1.1  | 1  | 1  | 1  | 1  | 1  | 0   | 0  | 1  | .231 | 19   |
| 9/14                     | Tor  | 0 | 0 | 0  | 0   | 1   | 2.39 | 0  | 0  | 1.0  | 0  | 0  | 0  | 0  | 0  | 0   | 0  | 3  | .226 | 14   |
| 9/16                     | Tor  | 0 | 0 | 0  | 0   | 0   | 3.11 | 0  | 0  | 0.0  | 4  | 3  | 3  | 0  | 1  | 1   | 0  | 0  | .248 | 13   |
| 9/18                     | @NYN | 0 | 0 | 0  | 0   | 0   | 3.03 | 0  | 0  | 1.0  | 1  | 0  | 0  | 0  | 0  | 0   | 0  | 0  | .248 | 16   |
| 9/22                     | @Det | 0 | 0 | 0  | 0   | 1   | 2.95 | 0  | 0  | 1.0  | 0  | 0  | 0  | 0  | 0  | 0   | 0  | 2  | .242 | 16   |
| 9/26                     | @Cle | 0 | 0 | 0  | 0   | 1   | 2.88 | 0  | 0  | 1.0  | 0  | 0  | 0  | 0  | 0  | 0   | 0  | 0  | .237 | 10   |
| 9/28                     | @Cle | 0 | 1 | 0  | 0   | 0   | 3.24 | 0  | 0  | 1.0  | 2  | 2  | 2  | 1  | 0  | 0   | 0  | 1  | .242 | 22   |
| 9/29                     | Det  | 0 | 0 | 0  | 0   | 1   | 3.21 | 0  | 0  | 0.1  | 0  | 0  | 0  | 0  | 0  | 0   | 0  | 1  | .241 | 4    |
| SEPT.                    |      | 1 | 1 | 0  | 1   | 6   | 4.38 | 0  | 0  | 12.1 | 10 | 6  | 6  | 2  | 2  | 1   | 1  | 10 | .222 | 171  |
| Totals                   |      | 3 | 3 | 1  | 3   | 12  | 3.21 | 0  | 0  | 42.0 | 38 | 15 | 15 | 4  | 6  | 2   | 4  | 44 | .241 | 624  |



# PHIL HUGHES

**HEIGHT/WEIGHT:** 6-5/238  
**BATS/THROWS:** R/R  
**BORN:** 6/24/86 in Mission Viejo, CA  
**AGE:** 31  
**RESIDES:** Laguna Beach, CA  
**ACQUIRED:** Signed as free agent, 12/5/13  
**M.L. SERVICE:** 10 years, 113 days  
**CONTRACT STATUS:** Signed thru 2019

@PJHUGHES45



**RIGHT-HANDED PITCHER**

**45**

★ 2010

**PERSONAL:** Philip Joseph Hughes...2004 graduate from Foothill High School in Santa Ana, CA, where he owns the school record for most career wins (23) and ranks third in school history with 182 strikeouts...named the 2004 Most Valuable Player with a 9-1 record and a 0.69 ERA...was honored as a pre-season All-American prior to his junior year and set school single-season records with 12 wins and a 0.64 ERA that season...tossed a perfect game on April 8, 2004 in a 9-0 win over Laguna Hills...named to the Los Angeles Times' 2004 All-Star team...prior to being drafted, was named by *Baseball America* as the top right-handed pitcher in the Orange County region...was primarily a third baseman until his sophomore year of high school...received the 2010 Ben Epstein-Dan Castellano "Good Guy" Award from the New York chapter of the BBWAA...participated in Twins Winter Caravan in 2015.

**CAREER HIGHLIGHTS:** Ranks second on Twins in wins (32) and third strikeouts (352) since 2014...from 2014-15, had the second fewest walks (32 in 365.0 IP) in the majors among pitchers with at least 200.0 IP behind only Michael Pineda (28 walks in 237.0 IP)...ranked best control in AL in *Baseball America's* annual tools survey in 2015...given 2014 Calvin R. Griffith Award for Most Valuable Twin and the Joseph W. Haynes Award for Twins Pitcher of the Year, both awards voted on by the Twin Cities Chapter of the BBWAA...set MLB record for highest strikeout-to-walk ratio at 11.63 in 2014...in 2014, became sixth pitcher (7th time) in baseball history to reach 200.0 innings pitched and walk less than 20 batters...finished seventh in AL Cy Young Award voting in 2014...ranked third best control in AL in *Baseball America's* annual tools survey in 2014...named to AL All-Star team in 2010 with Yankees...won World Series with Yankees in 2009, appearing in nine postseason games...has recorded double-digit wins four times in his last eight seasons (18 in 2010, 16 in '12, 16 in '14 and 11 in '15)...drafted by Yankees 23rd overall in 2004, one pick behind Glen Perkins (Twins).

## 2017:

- Made Twins Opening Day roster as club's number four starter.
- Went 4-3, 5.74 ERA (47.0 IP, 30 ER) with 10 home runs allowed before being placed on 10-day disabled list with right shoulder discomfort.
- Made three rehab appearances (3.0 IP) for Triple-A Rochester before being returned from rehab and reinstated from disabled list June 28.
- Pitched out of the bullpen upon return and made five appearances, allowing five runs on 12 hits in 6.2 innings pitched.
- Placed back on 60-day disabled list with thoracic outlet syndrome on July 18, ending his season.

**2016:** Made Twins Opening Day roster as club's third starter...earned first and only win of season April 18 vs. Milwaukee, allowing four runs (3 earned) on six hits in 6.0 innings pitched; fifth career complete game (rain shortened game)...left start in the seventh inning with shoulder fatigue May 17 at Detroit...suffered a fractured left femur after being hit with a line drive June 9 vs. Miami, off the bat of J.T. Realmuto; placed on 15-day disabled list June 10...transferred to 60-day disabled list June 12...was announced he was to undergo season-ending surgery on right shoulder, suffering from thoracic outlet syndrome.

**2015:** Made first career Opening Day start April 6 at Detroit, allowing four runs on eight hits in 6.0 innings pitched with one walk and six strikeouts and was issued the loss...surpassed 1,000 career innings pitched April 12 at Chicago-AL...recorded 900th career strikeout June 24 vs. Chicago-AL, fanning Jose Abreu in the sixth inning...pitched 40.2 innings in June (6 starts), tied for seventh most in the AL and tied for ninth most in baseball...won 10th game July 30 vs. Seattle, marking the fourth time in his career to reach double-digit victories and first time in consecutive seasons...placed on 15-day disabled list August 14 with lower back inflammation; reinstated September 15 and made two starts and two relief appearances to end his season...led baseball in fewest walks (16) among pitchers with a minimum of 150.0 innings pitched, his second straight season with fewer than 20 walks...ranked best control in AL in *Baseball America's* annual tools survey.

**2014:** Began first season with Twins and made Twins debut April 3 at Chicago-AL, allowing four runs on seven hits in 5.0 innings pitched with one walk and seven strikeouts (ND)...earned first victory as Twin April 20 at Kansas City, allowing three runs on nine hits in 6.0 innings pitched...walked Alcides Escobar on a full count in the second inning April 20 at Kansas City, his final walk before going 178 batters-faced without allowing a walk until Brian McCann's base on balls in the second inning June 1 at New York-AL...according to Elias Sports Bureau, it marked the second longest such streak in Twins history, trailing only Brad Radke's 191 consecutive in 2005...surpassed 200.0 innings pitched September 19 vs. Cleveland; finished with 209.2 innings pitched, 10th most in AL...became 25th different Twin to reach 200.0 innings and first since Carl Pavano (222.0) in 2011...his 16 walks were the fewest in club history for a 200.0-inning pitcher...set MLB record for highest strikeout-to-walk ratio at 11.63...



became the sixth pitcher (7th time) in baseball history to reach 200.0 innings pitched and less than 20 walks, first since Cliff Lee in 2010 (212.1 IP and 18 walks)...won 16th and final game September 24 vs. Arizona...according to Elias, became the fourth pitcher in major league history to follow a season with four-or-fewer wins with 16-plus wins the following season (minimum 25 starts); the others being Frank Mountain (4-21 in 1882, 26-33 in 1883), Jerry Koosman (3-15 in 1978, 20-13 in 1979) and Matt Keough (2-17 in 1979, 16-13 in 1980); Koosman similar to Hughes: three wins in 1978 for New York-NL then won 20 in 1979 with Minnesota...finished the year with 16 wins and just 16 walks allowed...according to Elias; just three pitchers in the modern era registered as many or more wins as walks while winning at least 15 games: Christy Mathewson did it twice (25 wins, 21 walks in 1913 and 24 wins, 23 walks in 1914) and Slim Sallee (21 wins, 20 walks in 1919)...ranked third best control in AL in *Baseball America's* annual tools survey, behind David Price and Hisashi Iwakuma...given the Calvin R. Griffith Award for Most Valuable Twin and the Joseph W. Haynes Award for Twins Pitcher of the Year, both awards voted on by the Twin Cities Chapter of the BBWAA...restructured and signed a new five-year contract extension December 22, covering 2015-19.

**2013:** Did not appear in official spring training game after experiencing upper back stiffness following the Yankees workout February 18 at Steinbrenner Field in Tampa, and later diagnosed with a bulging disc...placed on 15-day disabled list March 31 (retro March 22) with right upper back thoracic injury; missed four games and was reinstated prior to start April 6 at Detroit...posted a 0.70 groundball to flyball ratio, the second-lowest among all starters in baseball.

**2012:** Started the season as the Yankees third starter...made 100th career start September 13 at Boston...struck out four batters in the fourth inning September 20 vs. Toronto (Hecavarria reached on a passed ball)...made two postseason starts for the Yankees (ALDS Game 4 vs. Baltimore and ALCS Game 3 at Detroit), going 0-1, 1.86 ERA (9.2 IP, 2 ER)...removed from ALCS Game 3 with a stiff back after 3.0 innings...tied Hiroki Kuroda for the most wins (16) on the staff and ranked second in starts (32) to Kuroda...tied for second in majors in home runs allowed (35)...allowed 22 home runs at home, the most in baseball and most in a single season in franchise history...posted a 2.16 walks-per-9.0 IP ratio, eighth-lowest in the AL.

**2011:** Started the season as the Yankees third starter...placed on 15-day disabled list with right shoulder inflammation April 15, transferred to 60-day DL May 25...made two relief appearances in the ALDS vs. Detroit, tossing 2.1 scoreless innings.

**2010:** Began season as Yankees fifth starter...carried a no-hitter through 7.0 innings April 21 at Oakland, allowing one run on one hit in 7.1 innings with 10 strikeouts...named to first career AL All-Star team (named from player ballot); allowed two runs on two hits in 0.1 innings and charged with the loss in the 3-1 NL victory...made three Postseason starts, going 1-2, 6.32 ERA (15.2 IP, 11 ER)...threw 7.0 scoreless innings in first career postseason start in Game 3 of the ALDS on September 9 vs. Minnesota, earning the win in the 6-1 victory to complete the series sweep...tied for fifth in the AL and tied for sixth in the majors in winning percentage (.692)...was the youngest Yankees right-hander to win at least 18 games in a season since 23-year-old Mel Stottlemyre won 20 games in 1965...allowed 20 home runs at home, tied for most in the majors...received a 7.49 run support average in starts, the highest mark among qualifying major leaguers.

**2009:** Moved to Yankees bullpen in June...posted a 23.1-inning scoreless stretch June 10-July 30, marking the longest single-season scoreless stretch for a Yankees reliever since Mariano Rivera's 30.2-inning scoreless stretch to finish the 1999 regular season, according to Elias...earned first career save July 23 vs. Oakland, tossing 2.0 perfect innings...led all major league relievers in ERA (1.44)...struck out 33.7% of batters faced as a reliever, the second-highest mark in baseball...led the AL in ERA post-All-Star break (1.64)...ranked fourth in baseball after the All-Star break with 12.55 strikeouts-per-9.0 IP ratio.

**2008:** Opened the season as the youngest pitcher in the majors and the second youngest player in the majors behind Arizona's Justin Upton (20 years old, born August 25, 1987); according to the Elias Sports Bureau, was the youngest pitcher to begin a season in the Yankees rotation since Bill Burbach in 1969 (Opening Day age of 21 years, 232 days)...underwent an MRI May 1, revealing a stress fracture in ninth right rib and was placed on 15-day disabled list that day...transferred to 60-day disabled list July 18...returned from rehab, reinstated from 60-day DL and optioned to Charleston July 30...pitched for Peoria Javelinas of the Arizona Fall League 2-0, 3.00 ERA (30.0 IP, 10 ER) in seven starts.

**2007:** Made major league debut in a start April 26 vs. Toronto, allowing four runs on seven hits in 4.1 innings pitched...was the youngest Yankees pitcher (20 years, 306 days old) to debut since Jose Rijo on April 5, 1984 (18 years, 328 days); since Rijo's first appearance, the only other Yankees to make their major league debuts under the age of 21 were Derek Jeter (20 years, 337 days), Dioner Navaro (20 years, 211 days) and Melky Cabrera (20 years, 330 days)...earned first major league win in second start on May 1 at Texas, tossing 6.1 hitless innings before being removed in the seventh inning with a left hamstring strain...placed on 15-day disabled list with a strained left hamstring May 3-August 4, missing 85 games...transferred to 60-day DL June 9...endured setback May 25 when he suffered a sprained left ankle while participating in agility drills in Tampa...selected to Triple-A All-Star Game July 11 at Isotopes Park in Albuquerque, pitching 0.2 innings of relief...named International League Pitcher of the Week July 23-29, going 2-0, 0.00 ERA (12.2 IP)...appeared in two ALDS games vs. Cleveland, allowing one earned run in 5.2 innings of relief.

**2006:** Selected to Eastern League All-Star Game and was named to the US team for the All-Star Futures Game at PNC Park in Pittsburgh...named Eastern League Pitcher of the Week August 7-13, going 2-0, 0.90 ERA (10.0 IP, 1 ER) with 15 strikeouts...led all EL pitchers in ERA (2.25) and fourth in strikeouts (138)...named to the minor league All-Star team as well as the Double-A All-Star team by *Baseball America*...ranked top right-handed pitching prospect in all of baseball by *Baseball America* entering 2007, also ranked as the Yankees top prospect for the second straight year and rated as having the best curveball and best control among Yankees minor leaguers...earned Kevin Lawn minor league Pitcher of the Year Award, given annually to the top pitching prospect in the Yankees organization.

**2005:** Spent two stints on DL with right shoulder inflammation...scheduled to start South Atlantic League All-Star Game June 28 but was scratched after being placed on the DL with mild inflammation in right shoulder...went 9-1, 2.19 ERA (86.1 IP, 21 ER) with 93 strikeouts in 17 combined appearances (16 starts) between both levels.

**2004:** Started professional career with GCL Yankees...appeared in just three games before suffering a fractured toe on his left foot.

**PROFESSIONAL:** Selected by New York-AL in first round (23rd overall) of 2004 First-Year Player Draft; signed by scout Jeff Patterson.

| HUGHES' CAREER FIELDING RECORD |                |     |       |   |    |    |     |     |     |    |     |    |    |    |      |      |    |     |      |
|--------------------------------|----------------|-----|-------|---|----|----|-----|-----|-----|----|-----|----|----|----|------|------|----|-----|------|
| POSITION                       | PCT            | G   | PO    |   | A  |    | E   | TC  |     | DP |     | PB |    |    |      |      |    |     |      |
| Pitcher                        | .979           | 267 | 49    |   | 94 |    | 3   | 146 |     | 4  |     | —  |    |    |      |      |    |     |      |
| HUGHES' BATTING RECORD         |                |     |       |   |    |    |     |     |     |    |     |    |    |    |      |      |    |     |      |
| BATTING                        | AVG            | AB  | R     | H | 2B | 3B | HR  | RBI | SH  | SF | HBP | BB | SO | SB | OBP  | OPS  |    |     |      |
| Career                         | .000           | 17  | 0     | 0 | 0  | 0  | 0   | 0   | 2   | 0  | 0   | 0  | 8  | 0  | .000 | .000 |    |     |      |
| HUGHES' ALL-STAR GAME RECORD   |                |     |       |   |    |    |     |     |     |    |     |    |    |    |      |      |    |     |      |
| YEAR                           | HOST           | W-L | ERA   | G | GS | CG | SHO | SV  | IP  | H  | R   | ER | HR | HP | BB   | SO   | WP | K/9 | BAA  |
| 2010                           | Los Angeles-AL | 0-1 | 54.00 | 1 | 0  | 0  | 0   | 0   | 0.1 | 2  | 2   | 2  | 0  | 0  | 0    | 0    | 0  | 0.0 | .667 |

| HUGHES' PLAYING RECORD |               |       |      |     |     |    |     |    |        |      |     |     |     |    |     |      |    |      |      |
|------------------------|---------------|-------|------|-----|-----|----|-----|----|--------|------|-----|-----|-----|----|-----|------|----|------|------|
| YEAR                   | CLUB          | W-L   | ERA  | G   | GS  | CG | SHO | SV | IP     | H    | R   | ER  | HR  | HP | BB  | SO   | WP | K/9  | BAA  |
| 2004                   | GCL Yankees   | 0-0   | 0.00 | 3   | 3   | 0  | 0   | 0  | 5.0    | 4    | 0   | 0   | 0   | 0  | 0   | 8    | 0  | 14.4 | .222 |
| 2005                   | Charleston    | 7-1   | 1.97 | 12  | 12  | 1  | 0   | 0  | 68.2   | 46   | 19  | 15  | 1   | 3  | 16  | 72   | 3  | 9.4  | .192 |
|                        | Tampa         | 2-0   | 3.06 | 5   | 4   | 0  | 0   | 0  | 17.2   | 8    | 6   | 6   | 0   | 3  | 4   | 21   | 0  | 10.7 | .140 |
| 2006                   | Tampa         | 2-3   | 1.80 | 5   | 5   | 0  | 0   | 0  | 30.0   | 19   | 7   | 6   | 0   | 1  | 2   | 30   | 0  | 9.0  | .178 |
|                        | Trenton       | 10-3  | 2.25 | 21  | 21  | 0  | 0   | 0  | 116.0  | 73   | 30  | 29  | 5   | 2  | 32  | 138  | 5  | 10.7 | .179 |
| 2007                   | Tampa         | 0-0   | 0.00 | 1   | 1   | 0  | 0   | 0  | 2.0    | 0    | 1   | 0   | 0   | 0  | 2   | 3    | 0  | 13.5 | .000 |
|                        | Trenton       | 0-0   | 1.29 | 2   | 2   | 0  | 0   | 0  | 7.0    | 5    | 1   | 1   | 0   | 0  | 2   | 11   | 0  | 14.1 | .200 |
|                        | Scranton/WB   | 4-1   | 2.20 | 5   | 5   | 0  | 0   | 0  | 28.2   | 16   | 7   | 7   | 0   | 1  | 8   | 28   | 2  | 8.8  | .167 |
|                        | NEW YORK-AL   | 5-3   | 4.46 | 13  | 13  | 0  | 0   | 0  | 72.2   | 64   | 39  | 36  | 8   | 2  | 29  | 58   | 4  | 7.2  | .235 |
|                        | Charleston    | 2-0   | 0.00 | 2   | 0   | 0  | 0   | 0  | 6.2    | 3    | 0   | 0   | 0   | 0  | 2   | 6    | 2  | 8.1  | .136 |
| 2008                   | Scranton/WB   | 1-0   | 5.90 | 6   | 6   | 0  | 0   | 0  | 29.0   | 34   | 19  | 19  | 2   | 2  | 9   | 31   | 0  | 9.6  | .281 |
|                        | NEW YORK-AL   | 0-4   | 6.62 | 8   | 8   | 0  | 0   | 0  | 34.0   | 43   | 26  | 25  | 3   | 1  | 15  | 23   | 2  | 6.1  | .314 |
|                        | Scranton/WB   | 3-0   | 1.86 | 3   | 3   | 0  | 0   | 0  | 19.1   | 17   | 4   | 4   | 2   | 0  | 3   | 19   | 0  | 8.8  | .233 |
| 2009                   | NEW YORK-AL   | 8-3   | 3.03 | 51  | 7   | 0  | 0   | 3  | 86.0   | 68   | 31  | 29  | 8   | 5  | 28  | 96   | 4  | 10.0 | .217 |
|                        | NEW YORK-AL   | 18-8  | 4.19 | 31  | 29  | 0  | 0   | 0  | 176.1  | 162  | 83  | 82  | 25  | 0  | 58  | 146  | 9  | 7.5  | .244 |
| 2010                   | Staten Island | 0-0   | 2.08 | 1   | 1   | 0  | 0   | 0  | 4.1    | 3    | 1   | 1   | 1   | 0  | 1   | 7    | 0  | 14.5 | .188 |
|                        | Trenton       | 1-0   | 1.86 | 2   | 2   | 0  | 0   | 0  | 9.2    | 6    | 2   | 2   | 0   | 0  | 4   | 11   | 0  | 10.2 | .176 |
|                        | NEW YORK-AL   | 5-5   | 5.79 | 17  | 14  | 1  | 1   | 0  | 74.2   | 84   | 48  | 48  | 9   | 4  | 27  | 47   | 3  | 5.7  | .283 |
| 2012                   | NEW YORK-AL   | 16-13 | 4.19 | 32  | 32  | 1  | 0   | 0  | 191.1  | 196  | 101 | 89  | 35  | 6  | 46  | 165  | 3  | 7.8  | .259 |
| 2013                   | NEW YORK-AL   | 4-14  | 5.19 | 30  | 29  | 0  | 0   | 0  | 145.2  | 170  | 91  | 84  | 24  | 5  | 42  | 121  | 6  | 7.5  | .293 |
| 2014                   | MINNESOTA     | 16-10 | 3.52 | 32  | 32  | 1  | 0   | 0  | 209.2  | 221  | 88  | 82  | 16  | 5  | 16  | 186  | 1  | 8.0  | .268 |
| 2015                   | MINNESOTA     | 11-9  | 4.40 | 27  | 25  | 1  | 0   | 0  | 155.1  | 184  | 76  | 76  | 29  | 2  | 16  | 94   | 1  | 5.4  | .293 |
| 2016                   | MINNESOTA     | 1-7   | 5.95 | 12  | 11  | 1  | 0   | 0  | 59.0   | 76   | 40  | 39  | 11  | 0  | 13  | 34   | 0  | 5.2  | .313 |
| 2017                   | MINNESOTA     | 4-3   | 5.87 | 14  | 9   | 0  | 0   | 0  | 53.2   | 72   | 38  | 35  | 12  | 1  | 13  | 38   | 0  | 6.4  | .316 |
|                        | Rochester     | 0-0   | 3.00 | 3   | 0   | 0  | 0   | 0  | 3.0    | 3    | 1   | 1   | 1   | 0  | 2   | 1    | 0  | 6.0  | .250 |
| Minor League Totals    |               | 32-8  | 2.35 | 68  | 65  | 1  | 0   | 0  | 344.0  | 234  | 97  | 90  | 11  | 12 | 85  | 385  | 12 | 10.1 | .191 |
| Major League Totals    |               | 88-79 | 4.47 | 267 | 209 | 5  | 1   | 3  | 1258.1 | 1340 | 661 | 625 | 180 | 31 | 303 | 1008 | 33 | 7.2  | .271 |

| HUGHES' DIVISION SERIES RECORD |           |     |      |   |    |    |     |    |      |    |   |    |    |    |    |    |    |      |      |
|--------------------------------|-----------|-----|------|---|----|----|-----|----|------|----|---|----|----|----|----|----|----|------|------|
| YEAR                           | OPPONENT  | W-L | ERA  | G | GS | CG | SHO | SV | IP   | H  | R | ER | HR | HP | BB | SO | WP | K/9  | BAA  |
| 2007                           | Cleveland | 1-0 | 1.59 | 2 | 0  | 0  | 0   | 0  | 5.2  | 3  | 1 | 1  | 1  | 0  | 0  | 6  | 1  | 9.5  | .143 |
| 2009                           | Minnesota | 0-0 | 9.00 | 3 | 0  | 0  | 0   | 0  | 2.0  | 5  | 2 | 2  | 0  | 0  | 1  | 3  | 0  | 13.5 | .500 |
| 2010                           | Minnesota | 1-0 | 0.00 | 1 | 1  | 0  | 0   | 0  | 7.0  | 4  | 0 | 0  | 0  | 0  | 1  | 6  | 0  | 7.7  | .167 |
| 2011                           | Detroit   | 0-0 | 0.00 | 2 | 0  | 0  | 0   | 0  | 2.1  | 2  | 0 | 0  | 0  | 0  | 0  | 4  | 0  | 15.4 | .222 |
| 2012                           | Baltimore | 0-0 | 1.35 | 1 | 1  | 0  | 0   | 0  | 6.2  | 4  | 1 | 1  | 1  | 0  | 3  | 8  | 0  | 10.8 | .167 |
| Division Series Totals         |           | 2-0 | 1.52 | 9 | 1  | 0  | 0   | 0  | 23.2 | 18 | 4 | 4  | 2  | 0  | 5  | 27 | 1  | 10.3 | .205 |

| HUGHES' LEAGUE CHAMPIONSHIP SERIES RECORD |                |     |       |   |    |    |     |    |      |    |    |    |    |    |    |    |    |      |      |
|---|----------------|-----|-------|---|----|----|-----|----|------|----|----|----|----|----|----|----|----|------|------|
| YEAR                                      | OPPONENT       | W-L | ERA   | G | GS | CG | SHO | SV | IP   | H  | R  | ER | HR | HP | BB | SO | WP | K/9  | BAA  |
| 2009                                      | Los Angeles-AL | 0-1 | 3.38  | 3 | 0  | 0  | 0   | 0  | 2.2  | 4  | 1  | 1  | 0  | 0  | 1  | 3  | 0  | 10.1 | .308 |
| 2010                                      | Texas          | 0-2 | 11.42 | 2 | 2  | 0  | 0   | 0  | 8.2  | 14 | 11 | 11 | 1  | 0  | 7  | 6  | 2  | 6.2  | .368 |
| 2012                                      | Detroit        | 0-1 | 3.00  | 1 | 1  | 0  | 0   | 0  | 3.0  | 3  | 1  | 1  | 1  | 0  | 3  | 1  | 0  | 3.0  | .250 |
| League Championship Totals                |                | 0-4 | 8.16  | 6 | 3  | 0  | 0   | 0  | 14.1 | 21 | 13 | 13 | 2  | 0  | 11 | 10 | 2  | 6.3  | .333 |

| HUGHES' WORLD SERIES RECORD |              |     |       |   |    |    |     |    |     |   |   |    |    |    |    |    |    |     |      |
|-----------------------------|--------------|-----|-------|---|----|----|-----|----|-----|---|---|----|----|----|----|----|----|-----|------|
| YEAR                        | OPPONENT     | W-L | ERA   | G | GS | CG | SHO | SV | IP  | H | R | ER | HR | HP | BB | SO | WP | K/9 | BAA  |
| 2009                        | Philadelphia | 0-0 | 16.20 | 3 | 0  | 0  | 0   | 0  | 1.2 | 2 | 3 | 3  | 1  | 0  | 2  | 1  | 0  | 5.4 | .333 |

| HUGHES' GAME LOGS |      |   |   |    |     |     |      |    |    |      |    |    |    |    |    |     |    |    |      |      |
|-------------------|------|---|---|----|-----|-----|------|----|----|------|----|----|----|----|----|-----|----|----|------|------|
| DATE              | OPP. | W | L | SV | SVO | HLD | ERA  | GS | CG | IP   | H  | R  | ER | HR | BB | IBB | HB | SO | AVG  | #PIT |
| 4/7               | @CWS | 1 | 0 | 0  | 0   | 0   | 1.50 | 1  | 0  | 6.0  | 5  | 1  | 1  | 0  | 0  | 0   | 0  | 3  | .217 | 92   |
| 4/13              | @Det | 1 | 0 | 0  | 0   | 0   | 3.86 | 1  | 0  | 5.2  | 5  | 4  | 4  | 2  | 3  | 0   | 0  | 5  | .227 | 97   |
| 4/18              | Cle  | 0 | 1 | 0  | 0   | 0   | 5.40 | 1  | 0  | 3.1  | 8  | 6  | 4  | 1  | 0  | 0   | 0  | 3  | .286 | 73   |
| 4/24              | @Tex | 1 | 0 | 0  | 0   | 0   | 4.71 | 1  | 0  | 6.0  | 6  | 2  | 2  | 0  | 1  | 0   | 1  | 2  | .282 | 86   |
| 4/30              | @KC  | 1 | 0 | 0  | 0   | 0   | 5.06 | 1  | 0  | 5.2  | 10 | 4  | 4  | 1  | 0  | 0   | 0  | 4  | .304 | 90   |
| APRIL             |      | 4 | 1 | 0  | 0   | 0   | 5.06 | 5  | 0  | 26.2 | 34 | 17 | 15 | 4  | 4  | 0   | 1  | 17 | .304 | 438  |
| 5/5               | Bos  | 0 | 0 | 0  | 0   | 0   | 4.32 | 1  | 0  | 6.2  | 6  | 1  | 1  | 1  | 2  | 1   | 0  | 4  | .290 | 98   |
| 5/11              | @CWS | 0 | 0 | 0  | 0   | 0   | 4.74 | 1  | 0  | 4.2  | 6  | 5  | 4  | 1  | 2  | 0   | 0  | 2  | .293 | 81   |
| 5/16              | Col  | 0 | 1 | 0  | 0   | 0   | 5.23 | 1  | 0  | 5.0  | 8  | 5  | 5  | 1  | 1  | 0   | 0  | 3  | .302 | 91   |
| 5/21              | KC   | 0 | 1 | 0  | 0   | 0   | 5.74 | 1  | 0  | 4.0  | 6  | 5  | 5  | 3  | 2  | 0   | 0  | 4  | .306 | 77   |
| MAY               |      | 0 | 2 | 0  | 0   | 0   | 6.64 | 4  | 0  | 20.1 | 26 | 16 | 15 | 6  | 7  | 1   | 0  | 13 | .310 | 347  |
| 6/29              | @Bos | 0 | 0 | 0  | 0   | 0   | 5.55 | 0  | 0  | 1.2  | 1  | 0  | 0  | 0  | 0  | 0   | 0  | 2  | .302 | 25   |
| JUNE              |      | 0 | 0 | 0  | 0   | 0   | 0.00 | 0  | 0  | 1.2  | 1  | 0  | 0  | 0  | 0  | 0   | 0  | 2  | .167 | 25   |
| 7/2               | @KC  | 0 | 0 | 0  | 0   | 0   | 5.72 | 0  | 0  | 1.2  | 6  | 2  | 2  | 0  | 1  | 1   | 0  | 2  | .315 | 33   |
| 7/8               | Bal  | 0 | 0 | 0  | 0   | 0   | 5.61 | 0  | 0  | 1.0  | 0  | 0  | 0  | 0  | 0  | 0   | 0  | 1  | .310 | 11   |
| 7/9               | Bal  | 0 | 0 | 0  | 0   | 0   | 5.50 | 0  | 0  | 1.0  | 0  | 0  | 0  | 0  | 0  | 0   | 0  | 2  | .306 | 14   |
| 7/14              | @Hou | 0 | 0 | 0  | 0   | 0   | 5.87 | 0  | 0  | 1.1  | 5  | 3  | 3  | 2  | 1  | 0   | 0  | 1  | .316 | 39   |
| JULY              |      | 0 | 0 | 0  | 0   | 0   | 9.00 | 0  | 0  | 5.0  | 11 | 5  | 5  | 2  | 2  | 1   | 0  | 6  | .423 | 97   |
| Totals            |      | 4 | 3 | 0  | 0   | 0   | 5.87 | 9  | 0  | 53.2 | 72 | 38 | 35 | 12 | 13 | 2   | 1  | 38 | .316 | 907  |



# FÉLIX JORGE

**HEIGHT/WEIGHT:** 6-2/170  
**BATS/THROWS:** R/R  
**BORN:** 1/2/94 in Santiago, DR  
**AGE:** 23  
**RESIDES:** Santiago, DR  
**ACQUIRED:** Signed as undrafted free agent, 2/21/11  
**M.L. SERVICE:** 2 days  
**CONTRACT STATUS:** Signed thru 2017



**RIGHT-HANDED PITCHER**

**76**

**PERSONAL:** Félix (pronounced FEH-licks) De Jesus Jorge...signed by Twins as undrafted free agent in February of 2011 as a 17-year-old from Santiago, Dominican Republic.

## 2017:

- Pitched in Twins spring training and was optioned to Double-A Chattanooga March 13.
- Went 8-1, 3.26 ERA (85.2 IP, 31 ER) with 22 walks and 61 strikeouts in 14 starts for the Lookouts before being recalled as 26th man for doubleheader at Kansas City.
- Made major league debut July 1 at Kansas City, allowing three runs on seven hits in 5.0 innings pitched with one walk allowed, earning the win; first strikeout was of Whit Merrifield in the third inning; sent back to Chattanooga postgame.
- Recalled again July 7 to make one start vs. Baltimore, allowing six runs on seven hits in 2.2 innings pitched and optioned back to Chattanooga postgame.
- Went 2-2, 4.04 ERA (49.0 IP, 22 ER) in eight starts for the Lookouts and was promoted to Rochester August 23.
- Finished the season with the Red Wings, going 0-1, 5.02 ERA (14.1 IP, 8 ER).

**2016:** Began season with Single-A Ft. Myers...named Twins minor league Player of the Week June 18, making one start at Lakeland (June 15), allowing one run on six hits in 7.2 innings pitched with no walks and six strikeouts...named MiLB.com Florida State League Player of the Month in June, going 5-0, 1.59 ERA (34.0 IP, 6 ER) with two walks, 31 strikeouts and two complete games (1 shutout) in five starts...named Florida State League Midseason All-Star...won seven straight games for the Miracle and was promoted to Double-A Chattanooga July 7...made 11 starts for the Lookouts, including a 9.0-inning complete game in final start September 5 at Jackson...combined to go 12-8, 2.69 ERA (167.1 IP, 50 ER) with 23 walks, 109 strikeouts and three complete games in 25 starts between Ft. Myers and Chattanooga...added to Twins 40-man roster November 18...named eighth best prospect in Twins system by *Baseball America* entering 2017.

**2015:** Spent entire season with Single-A Cedar Rapids...named Midwest League Pitcher of the Week April 20 after going 1-0, 0.75 ERA (12.0 IP, 1 ER) with four walks and 19 strikeouts in two starts...named the Twins minor league Player of the Week July 24 after going 1-0, 2.57 ERA (7.0 IP, 2 ER) with one walk and seven strikeouts for the Kernels...named a Midwest League Midseason All-Star...finished the season with the seventh best ERA (2.79) among Twins minor leaguers and in the Midwest League...had the second lowest baserunners-per-9.0 IP (9.58) and opponent batting average (.225) in the Midwest League, and third lowest WHIP (1.06) in the ML...ranked 24th best prospect in the Twins system by *Baseball America*, entering 2016.

**2014:** Split season between Single-A Cedar Rapids and Rookie-Elizabethton...named the Appalachian League Pitcher of the Year and Postseason All-Star...finished third in the Appy League in innings (66.0), fourth in ERA (2.73), and fifth in strikeouts-per-9.0 innings (8.32) and WHIP (1.20)...named a *Baseball America* Rookie Class-A All-Star and the 28th best prospect in the Twins system by *Baseball America* entering 2015.

**2013:** Played entire season with Rookie-Elizabethton, making a team-high 12 starts...72 strikeouts were third most in the Appalachian League while his 10.62 strikeouts-per-9.0 innings pitched led the League...named the 17th best prospect in the Twins system by *Baseball America* entering 2014.

**2012:** Pitched second professional season with GCL Twins, appearing in 12 games (7 starts), recording 37 strikeouts in 34.2 innings pitched.

**2011:** Spent first professional season with DSL Twins, appearing in nine games (5 starts), posting a 2.67 ERA (27.0 IP, 8 ER).

**PROFESSIONAL:** Signed by Minnesota as undrafted free agent February 21, 2011; signed by scout Fred Guerrero.

| 2017 SINGLE-GAME HIGHS         |                                   |  |  |
|--------------------------------|-----------------------------------|--|--|
| IP: 5.0, 7/1 at KC             | Walks: 1, 2x, last 7/7 vs. BAL    |  |  |
| SO: 2, 2x, last 7/7 vs. BAL    | CG: - -                           |  |  |
| Win-Streak: 1, 7/1             | Low-Hit: - -                      |  |  |
| CAREER SINGLE-GAME HIGHS       |                                   |  |  |
| IP: 5.0, 7/1/17 at KC          | Walks: 1, 2x, last 7/7/17 vs. BAL |  |  |
| SO: 2, 2x, last 7/7/17 vs. BAL | CG: - -                           |  |  |
| Win-Streak: 1, 7/1/17          | Low-Hit: - -                      |  |  |

| JORGE'S PLAYING RECORD |               |       |       |     |    |    |     |    |       |     |     |     |    |    |     |     |    |      |      |
|------------------------|---------------|-------|-------|-----|----|----|-----|----|-------|-----|-----|-----|----|----|-----|-----|----|------|------|
| YEAR                   | CLUB          | W-L   | ERA   | G   | GS | CG | SHO | SV | IP    | H   | R   | ER  | HR | HP | BB  | SO  | WP | K/9  | BAA  |
| 2011                   | DSL Twins     | 2-1   | 2.67  | 9   | 5  | 0  | 0   | 1  | 27.0  | 19  | 12  | 8   | 0  | 2  | 9   | 26  | 4  | 8.7  | .192 |
| 2012                   | GCL Twins     | 0-3   | 2.34  | 12  | 7  | 0  | 0   | 1  | 34.2  | 30  | 11  | 9   | 0  | 2  | 12  | 37  | 5  | 9.6  | .221 |
| 2013                   | Elizabethhton | 2-2   | 2.95  | 12  | 12 | 0  | 0   | 0  | 61.0  | 56  | 26  | 20  | 2  | 2  | 18  | 72  | 5  | 10.6 | .245 |
| 2014                   | Cedar Rapids  | 2-5   | 9.00  | 12  | 8  | 0  | 0   | 0  | 39.0  | 57  | 40  | 39  | 9  | 2  | 20  | 23  | 5  | 5.3  | .354 |
|                        | Elizabethhton | 4-2   | 2.59  | 12  | 12 | 2  | 1   | 0  | 66.0  | 58  | 20  | 19  | 2  | 4  | 14  | 61  | 4  | 8.3  | .237 |
| 2015                   | Cedar Rapids  | 6-7   | 2.79  | 23  | 22 | 0  | 0   | 0  | 142.0 | 118 | 52  | 44  | 11 | 3  | 32  | 114 | 6  | 7.2  | .225 |
| 2016                   | Ft. Myers     | 9-3   | 1.55  | 14  | 14 | 2  | 1   | 0  | 93.0  | 76  | 19  | 16  | 3  | 4  | 11  | 77  | 3  | 7.5  | .226 |
|                        | Chattanooga   | 3-5   | 4.12  | 11  | 11 | 1  | 0   | 0  | 74.1  | 83  | 34  | 34  | 7  | 1  | 12  | 32  | 2  | 3.9  | .290 |
| 2017                   | Chattanooga   | 10-3  | 3.54  | 22  | 22 | 0  | 0   | 0  | 134.2 | 142 | 57  | 53  | 11 | 2  | 37  | 99  | 4  | 6.6  | .273 |
|                        | Rochester     | 0-1   | 5.02  | 3   | 3  | 0  | 0   | 0  | 14.1  | 19  | 8   | 8   | 3  | 0  | 3   | 9   | 0  | 5.7  | .339 |
|                        | MINNESOTA     | 1-0   | 10.57 | 2   | 2  | 0  | 0   | 0  | 7.2   | 14  | 9   | 9   | 4  | 0  | 2   | 4   | 0  | 5.0  | .412 |
| Minor League Totals    |               | 28-28 | 3.17  | 105 | 91 | 5  | 2   | 2  | 537.0 | 497 | 214 | 189 | 34 | 20 | 128 | 442 | 34 | 7.4  | .246 |
| Major League Totals    |               | 1-0   | 10.57 | 2   | 2  | 0  | 0   | 0  | 7.2   | 14  | 9   | 9   | 4  | 0  | 2   | 4   | 0  | 5.0  | .412 |

| JORGE'S CAREER FIELDING RECORD |       |   |    |   |   |    |    |    |
|--------------------------------|-------|---|----|---|---|----|----|----|
| POSITION                       | PCT   | G | PO | A | E | TC | DP | PB |
| Pitcher                        | 1.000 | 2 | 0  | 2 | 0 | 2  | 1  | —  |

| JORGE'S GAME LOGS |      |   |   |    |     |     |       |    |    |     |    |   |    |    |    |     |    |    |      |      |
|-------------------|------|---|---|----|-----|-----|-------|----|----|-----|----|---|----|----|----|-----|----|----|------|------|
| DATE              | OPP. | W | L | SV | SVO | HLD | ERA   | GS | CG | IP  | H  | R | ER | HR | BB | IBB | HB | SO | AVG  | #PIT |
| 7/1               | @KC  | 1 | 0 | 0  | 0   | 0   | 5.40  | 1  | 0  | 5.0 | 7  | 3 | 3  | 1  | 1  | 0   | 0  | 2  | .350 | 85   |
| 7/7               | Bal  | 0 | 0 | 0  | 0   | 0   | 10.57 | 1  | 0  | 2.2 | 7  | 6 | 6  | 3  | 1  | 0   | 0  | 2  | .412 | 64   |
| JULY              |      | 1 | 0 | 0  | 0   | 0   | 10.57 | 2  | 0  | 7.2 | 14 | 9 | 9  | 4  | 2  | 0   | 0  | 4  | .412 | 149  |
| Totals            |      | 1 | 0 | 0  | 0   | 0   | 10.57 | 2  | 0  | 7.2 | 14 | 9 | 9  | 4  | 2  | 0   | 0  | 4  | .412 | 149  |



# MAX KEPLER

**HEIGHT/WEIGHT:** 6-4/220  
**BATS/THROWS:** L/L  
**BORN:** 2/10/93 in Berlin, Germany  
**AGE:** 24  
**RESIDES:** San Francisco, CA  
**ACQUIRED:** Signed as an undrafted free agent, 7/11/09  
**M.L. SERVICE:** 1 years, 152 days  
**CONTRACT STATUS:** Signed thru 2017



**OUTFIELDER**

**26**

**PERSONAL:** Maximilian Kepler-Róczycki...attended John F. Kennedy School, an American school in Berlin, and the St. Emmeram Academy in Regensburg in 2008, where he trained for baseball...attended Ft. Myers South (FL) High School in time for his junior year of high school...his parents Marek Róczycki and Kathy Kepler were both professional ballet dancers in Berlin...grew up playing baseball, soccer, tennis, swimming and skiing; was given a tennis scholarship to the Steffi Graf Tennis Foundation in Berlin...played baseball for Buchbinder Legionäre Regensburg of Bundesliga, the highest baseball league in Germany.

**CAREER HIGHLIGHTS:** Given 2016 Bill Boni Award for Twins Rookie of the Year...hit three home runs August 1, 2016 at Cleveland, becoming fifth player (8 now) in club history with a three-homer game, joining Bob Allison, Harmon Killebrew, Tony Oliva and Justin Morneau (Brian Dozier became sixth later in season & Byron Buxton/Eddie Rosario in 2017)...named Co-AL Player of the Week with teammate Joe Mauer August 8, 2016...ranked third best prospect in Twins system entering 2016, as well as best strike-zone discipline by *Baseball America*...earned Southern League Most Valuable Player Award in 2015...2015 recipient of Sherry Robertson Award for Twins minor league Player of the Year...selected to World Team for SiriusXM Futures Game in 2015...named Southern League Mid- and Postseason All-Star in 2015...named 12th best prospect in Twins system by *Baseball America* entering 2015...ranked eighth best prospect in Twins organization by *Baseball America* entering the 2013 season...one of 43 German-born players to play Major League Baseball entering 2017.

## 2017:

- ✦ Made first career Opening Day roster and was Opening Day right fielder, batting eighth April 3 vs. Kansas City.
- ✦ Tied career high with four hits July 3 vs. Los Angeles-AL.
- ✦ Tied career-high nine-game hitting streak May 29-June 7.
- ✦ Recorded third career multi-homer game August 8 vs. Milwaukee.
- ✦ Hit second career grand slam August 26 at Toronto.
- ✦ Second career walk-off August 31 vs. Chicago-AL after getting hit by pitch with the bases loaded; first walk-off HBP for Twins since May 1, 1996 vs. Kansas City when Paul Molitor did it.
- ✦ Set career highs in games (147), runs (67), hits (124), doubles (32), home runs (19), RBI (69) and walks (47).
- ✦ Hit .272 (105-for-386) with 17 home runs against right-handed pitching and .152 (19-for-125) with two homers against left-handed pitching.
- ✦ Ranked third on club in doubles (32).
- ✦ Played 138 games (120 starts) in right field, ranking fifth in the AL.

**2016:** Optioned from Twins spring training to Triple-A Rochester March 25...played two games for the Red Wings before being recalled from Rochester April 9 (Danny Santana - disabled list)...played just seven games for the Twins before being optioned back to Rochester April 25 (Santana reinstated)...hit .288 (30-for-104) with four doubles and six triples for the Red Wings before being recalled again June 1 (Miguel Sano - disabled list)...hit first career home run June 12 vs. Boston off Matt Barnes, a three-run walk-off...became the fourth Twin to ever hit first career homer as walk-off, joining Jim Nettles (July 11, 1971 vs. KC), Dan Masteller (July 28, 1995 vs. NYY) and Terry Tiffie (April 4, 2004 vs. KC)...recorded first career three-hit game, including a double and home run, June 19 vs. New York-AL...hit nine doubles in June, tied for second most in the AL...recorded first career two-homer game July 2 vs. Texas, and set Twins rookie record with seven RBI in one game...hit eight home runs with 23 RBI in 25 July games; tied for first in the AL for the month in home runs and second in RBI...went 4-for-6 with three home runs and six RBI August 1 at Cleveland, becoming fifth player in club history with a three-homer game, joining Bob Allison (May 17, 1963 at Cleveland), Harmon Killebrew (September 21, 1963 at Boston), Tony Oliva (July 3, 1973 at Kansas City) and Justin Morneau (July 6, 2007 at Chicago-AL)...became first rookie in Twins history with two games of six-plus RBI in one season...was second rookie in baseball in 2016 with three-homer game, joining Corey Seager (June 3 vs. ATL)...his 13 total bases were tied with C.J. Cron for third most in baseball in 2016, trailing Kris Bryant (16) and Yasmani Grandal (14); also most total bases for a rookie since Andrew McCutchen had 13 in 2009...tied Tim Lincecum (September 16, 1983 vs. TOR) for most

| 2017 SINGLE-GAME HIGHS              |                               |                   |  |
|-------------------------------------|-------------------------------|-------------------|--|
| Hits: 4, 7/3 vs. LAA                | HR: 2, 8/8 vs. MIL            |                   |  |
| RBI: 4, 2x, last 8/26 at TOR        | GS: 1, 8/26 at TOR            |                   |  |
| Hit-Streak: 9, 5/29-6/7             | SB: 1, 6x, last 9/7 at KC     |                   |  |
| CAREER SINGLE-GAME HIGHS            |                               |                   |  |
| Hits: 4, 2x, last 7/3/17 vs. LAA    | HR: 3, 8/1/16 at CLE          |                   |  |
| RBI: 7, 7/2/16 vs. TEX              | GS: 2, 8/26/17 at TOR         |                   |  |
| Hit-Streak: 9, 2x, last 5/29-6/7/17 | SB: 1, 12x, last 9/7/17 at KC |                   |  |
| WALK-OFF HITS                       |                               | MULTI-HOMER GAMES |  |
| 6/12/16 vs. BOS (HR)                | 7/2/16 vs. TEX                |                   |  |
| 8/31/17 vs. CWS (HBP)               | 8/1/16 at CLE (3)             |                   |  |
|                                     | 8/8/17 vs. MIL                |                   |  |



total bases for rookie in Twins history...according to Elias, he became the first European-born player in baseball history to homer three times in a game...named Co-AL Player of the Week with teammate Joe Mauer August 8...hit .370 (10-for-27) with nine runs scored, four home runs, 11 RBI, six walks and two stolen bases in seven games...ranked first in the AL in runs scored and RBI, tied for first in walks, tied for second in home runs and stolen bases, tied for fourth in total bases (22), fifth in slugging percentage (.815) and eighth in on-base percentage (.471)...became the fourth Twins rookie to ever win this award, joining Danny Santana (2014), Carlos Gomez (2008) and Marty Cordova (1995)...hit five home runs and recorded 21 RBI in 28 August games; the RBI were tied for first among rookies during the month, while homers were tied for second...finished with 17 home runs, ninth most among rookies in club history; finished with 63 RBI, 10th most among rookies in club history...ranked third on club in home runs (17) and RBI (63), fourth in runs (52), and fifth in walks (42)...led all AL rookies in walks, second in RBI, third in home runs, fourth in games (113), and fifth in hits (93)...given 2016 Bill Boni Award for Twins Rookie of the Year, as voted on by the Twin Cities Chapter of the BBWAA.

**2015:** Played in second career Twins spring training and was optioned to Double-A Chattanooga roster March 15...named Twins minor league Player of the Week and Southern League Player of the Week May 25, hitting .500 (12-for-24) with three doubles, two home runs, nine RBI, four walks and a .571 on-base percentage in seven games...named Southern League Player of the Week again June 22, hitting .636 (14-for-22) with four triples, four RBI, four walks, six runs scored and a .704 on-base percentage in six games...named Twins minor league Player of the Month for June, hitting .364 (32-for-88) with six doubles, five triples, one home run, 17 RBI and 18 walks in 25 games...placed on 7-day disabled list from July 9-16 with left shoulder inflammation...selected to World Team for SiriusXM Futures Game but did not play due to shoulder injury...named Southern League Mid- and Postseason All-Star...named Twins minor league Player of the Month for July, hitting .306 (22-for-72) with five doubles, two triples, three home runs, 15 RBI and 13 walks in 20 games...named Southern League Most Valuable Player, hitting .322 (131-for-407) with 32 doubles, 13 triples, nine home runs, 71 RBI, 76 runs scored and 67 walks in 112 games for the Lookouts...hit three home runs (1 grand slam) in the five-game Southern League Championship against Biloxi, helping guide the Lookouts to Southern League Championship...named to *Baseball America's* Minor League Baseball All-Star team...recalled from Chattanooga September 22...made major league debut September 27 at Detroit, striking out in pinch-hit appearance...recorded first major league hit October 4 vs. Kansas City, singling off Johnny Cueto...recipient of Sherry Robertson Award for Twins minor league Player of the Year...named an outfielder on MiLB.com Twins organizational All-Star team...ranked sixth best prospect in Southern League by *Baseball America*...ranked third best prospect and best strike-zone discipline in Twins system by *Baseball America*, entering 2016.

**2014:** Played in first career Twins spring training and was optioned to Single-A Ft. Myers March 9 and spent entire season there...placed on 7-day disabled list June 4 with a left forearm strain; reinstated June 19...placed on 7-day disabled list July 21 with a right thumb contusion; reinstated July 29...played for Salt River in the Arizona Fall League, hitting .307 (23-for-75) with four doubles, three triples, seven RBI and 13 runs scored in 18 games...named 12th best prospect in Twins system by *Baseball America* entering 2015.

**2013:** Spent the season with Single-A Cedar Rapids...played in the Arizona Fall League with Glendale Desert Dogs, hitting .234 (15-for-64) with five doubles, four RBI, eight runs scored and seven walks in 18 games...added to Twins 40-man roster November 20.

**2012:** Spent second season with Rookie Elizabethton...named Twins minor league Player of the Month for July, hitting .333 (32-for-96) with seven doubles, seven home runs, 28 RBI and 19 runs scored...earned Appalachian League Topps/Minor League Baseball Player of the Year award...named Appalachian League Postseason All-Star...named *Baseball America* Rookie All-Star...ranked seventh best prospect in Appalachian League by *Baseball America*...ranked eighth best prospect in Twins organization by *Baseball America* entering the 2013 season.

**2011:** Spent entire season with Rookie Elizabethton...hit first professional home run July 14 vs. Pulaski...ranked 20th best prospect in Twins organization by *Baseball America* entering 2012.

**2010:** Spent first professional season with the GCL Twins...finished fifth on team in hits (40)...ninth ranked prospect in Gulf Coast League and 11th best in the Twins organization by *Baseball America* entering 2011.

**2009:** Ranked 10th best prospect in the Twins organization by *Baseball America* entering 2010.

**PROFESSIONAL:** Signed by Twins as undrafted free agent by Twins July 11, 2009 by Twins Vice President of Player Personnel Mike Radcliff.

| KEPLER'S PLAYING RECORD |                     |      |     |      |     |     |     |    |    |     |    |    |     |     |     |    |    |      |      |
|-------------------------|---------------------|------|-----|------|-----|-----|-----|----|----|-----|----|----|-----|-----|-----|----|----|------|------|
| YEAR                    | CLUB                | AVG  | G   | AB   | R   | H   | 2B  | 3B | HR | RBI | SH | SF | HBP | BB  | SO  | SB | CS | OBP  | OPS  |
| 2010                    | GCL Twins           | .286 | 37  | 140  | 15  | 40  | 6   | 1  | 0  | 11  | 0  | 0  | 0   | 13  | 27  | 6  | 1  | .346 | .689 |
| 2011                    | Elizabethton        | .262 | 50  | 191  | 29  | 50  | 11  | 3  | 1  | 24  | 2  | 2  | 3   | 23  | 54  | 1  | 1  | .347 | .713 |
| 2012                    | Elizabethton        | .297 | 59  | 232  | 40  | 69  | 16  | 5  | 10 | 49  | 0  | 2  | 8   | 27  | 33  | 7  | 0  | .387 | .926 |
| 2013                    | Cedar Rapids        | .237 | 61  | 236  | 35  | 56  | 11  | 3  | 9  | 40  | 0  | 1  | 2   | 24  | 43  | 2  | 0  | .312 | .736 |
| 2014                    | Ft. Myers           | .264 | 102 | 364  | 53  | 96  | 20  | 6  | 5  | 59  | 2  | 2  | 5   | 34  | 62  | 6  | 2  | .333 | .726 |
| 2015                    | Ft. Myers           | .250 | 6   | 24   | 4   | 6   | 2   | 0  | 0  | 0   | 0  | 0  | 0   | 2   | 6   | 5  | 1  | .308 | .641 |
|                         | Chattanooga         | .322 | 112 | 407  | 76  | 131 | 32  | 13 | 9  | 71  | 1  | 5  | 2   | 67  | 63  | 18 | 4  | .416 | .947 |
|                         | MINNESOTA           | .143 | 3   | 7    | 0   | 1   | 0   | 0  | 0  | 0   | 0  | 0  | 0   | 0   | 3   | 0  | 0  | .143 | .286 |
| 2016                    | Rochester           | .282 | 30  | 110  | 16  | 31  | 4   | 6  | 1  | 19  | 0  | 2  | 0   | 16  | 14  | 1  | 1  | .367 | .822 |
|                         | MINNESOTA           | .235 | 113 | 396  | 52  | 93  | 20  | 2  | 17 | 63  | 1  | 5  | 3   | 42  | 93  | 6  | 2  | .309 | .733 |
| 2017                    | MINNESOTA           | .243 | 147 | 511  | 67  | 124 | 32  | 2  | 19 | 69  | 1  | 3  | 6   | 47  | 114 | 6  | 1  | .312 | .737 |
|                         | Minor League Totals | .281 | 457 | 1704 | 268 | 479 | 102 | 37 | 35 | 273 | 5  | 14 | 20  | 206 | 301 | 42 | 9  | .363 | .809 |
|                         | Major League Totals | .239 | 263 | 914  | 119 | 218 | 52  | 4  | 36 | 132 | 2  | 8  | 9   | 89  | 210 | 12 | 3  | .310 | .732 |

| KEPLER'S CAREER FIELDING RECORD |       |     |     |    |   |     |    |    |
|---------------------------------|-------|-----|-----|----|---|-----|----|----|
| POSITION                        | PCT   | G   | PO  | A  | E | TC  | DP | PB |
| Outfield                        | .983  | 257 | 517 | 16 | 9 | 542 | 7  | —  |
| First Base                      | 1.000 | 2   | 5   | 0  | 0 | 5   | 0  | —  |
| Totals                          | .984  | 259 | 522 | 16 | 9 | 547 | 7  | —  |



# JOE MAUER

**HEIGHT/WEIGHT:** 6-5/225  
**BATS/THROWS:** L/R  
**BORN:** 4/19/83 in St. Paul, MN  
**AGE:** 34  
**RESIDES:** Ft. Myers, FL  
**ACQUIRED:** 1st round (1st overall),  
 2001 First-Year Player Draft  
**M.L. SERVICE:** 14 years  
**CONTRACT STATUS:** Signed thru 2018



**FIRST BASEMAN**

**7**

★ 2006 '08 '09 '10 '12 '13 ● 2009 🖐️ 2008 '09 '10 🗑️ 2006 '08 '09 🗑️ 2006 '08 '09 '10 '13

**PERSONAL:** Joseph Patrick Mauer...wife, Maddie (Bisanz)...twin daughters, Maren Virginia and Emily Teresa (7/24/13)...2001 graduate of Cretin-Derham Hall (MN) High School where he played baseball, basketball and football...led football team to two straight appearances in the Minnesota Class 5A championship game, winning the state title in 2000...named Gatorade's National Player of the Year, Parade and USA Today Player of the Year, and Reebok/ESPN High School All-American in football...signed letter of intent to play football at Florida State University...was All-State in basketball in junior and senior seasons...tied a national high school baseball record by homering in seven consecutive games...was District V Player of the Year and Gatorade Player of the Year in 2001...was member of Team USA Junior National Team 1998-2000...voted best hitter at the World Tournament in Panama in 2000...became seventh Minnesotan to be selected in first round and first to be selected first overall...donates time and effort in support of Twins Rookie League and R.B.I. programs...is active member of Minnesota Action Team, an expanding national youth volunteer initiative run by the Major League Baseball Players Trust and Volunteers of America...donates time and money in support of renovating and building baseball fields in St. Paul and surrounding areas...participates annually in Twins Winter Caravan...along with his wife, annually donates time and money to the Gillette Children's Hospital.

**CAREER HIGHLIGHTS:** Second-most major league service time among current Twins (14 years - trailing Colón)...entered 2017 as one of three players in baseball with 13-plus seasons with just one team, joining New York-NL's David Wright (2004-16) and St. Louis' Yadier Molina (2004-16)...ranks second on Twins all-time list in doubles (401), intentional walks (140) and walks (888); third in hits (1,986) and runs (954); fourth in games (1,731); fifth in extra-base hits (567) and RBI (875); and 12th in home runs (137)...Twins announced on November 11, 2013 his move from catcher to first base starting in 2014, due to inherent risks of future injury/concussions...named AL MVP in 2009, one of five Twins to ever win the award (Zoilo Versalles in 1965, Harmon Killebrew in '69, Rod Carew in '77 & Justin Morneau in '06)...three-time AL Batting Champion (.347 in 2006, .328 in '08 and .365 in '09)...named AL All-Star in 2006, '08, '09, '10, '12 and '13...earned Rawlings Gold Glove Award at catcher in 2008, '09 and '10...named Louisville Slugger Silver Slugger in 2006, '08, '09, '10 and '13...participated in 2009 State Farm Home Run Derby in St. Louis, hitting five home runs in the first round...one of four Twins to make 13 or more Opening Day starts (Harmon Killebrew, Rod Carew and Kent Hrbek)...named Calvin R. Griffith Award winner for Most Valuable Twin three times (2009, '10 and '13)...longest tenured player in Twins organization dating back to selection by Twins first overall in 2001 First-Year Player Draft; one of three players ever selected number one overall by Twins: Tim Lincecum in 1983 (did not sign) and Royce Lewis in 2017.

## 2017:

- Made 13th career Opening Day start, fourth straight at first base, tying Harmon Killebrew for most overall in club history (since 1961).
- Hit first career walk-off home run (6,010th career at-bat) May 5 vs. Boston, off Matt Barnes; third career walk-off hit and fourth career walk-off plate appearance (walk in 2016); the homer tied Jacque Jones (132) for 11th on Twins all-time list; passed Jones and moved into 11th place May 28 vs. Tampa Bay.
- Scored 900th career run May 13 at Cleveland.
- Scored 903rd career run May 21 (Game 1) vs. Kansas City, tying Kent Hrbek for fourth on Twins all-time list; scored 904th May 22 at Baltimore, passing Hrbek, placing him alone in fourth.
- Reached safely seven times (4 hits, 3 walks) May 28 vs. Tampa Bay; became second Twin to ever reach seven-plus times in a game, joining Rod Carew (8 times on May 12, 1972 vs. Milwaukee); in that game, passed Hrbek (838) and moved into second on Twins all-time walks list.
- Hit .346 (28-for-81) with six doubles, three home runs, 11 RBI, 13 walks and a .442 on-base percentage in 22 May games; the .442 on-base percentage ranked fourth in the AL.
- Placed on 10-day disabled list July 7 with a lower back strain; reinstated July 15; first time on disabled list since 2014.
- Played in 1,676th career game July 30 at Oakland, tying Tony Oliva for fourth on Twins all-time list; played in 1,677th game August 1 at San Diego, placing him fourth.

## 2017 SINGLE-GAME HIGHS

|                               |                              |
|-------------------------------|------------------------------|
| Hits: 4, 3x, last 9/2 vs. KC  | HR: 1, 7x, last 9/17 vs. TOR |
| RBI: 5, 2x, last 9/17 vs. TOR | GS: 1, 9/17 vs. TOR          |
| Hit-Streak: 14, 8/22-9/5      | SB: 1, 2x, last 8/8 vs. MIL  |

## CAREER SINGLE-GAME HIGHS

|                                       |                                |
|---------------------------------------|--------------------------------|
| Hits: 5, 5x, last 8/14/13 vs. CLE     | HR: 2, 4x, last 8/18/09 at TEX |
| RBI: 7, 7/26/10 at KC                 | GS: 4, last 9/17/17 vs. TOR    |
| Hit-Streak: 16, 2x, last 6/19-8/15/14 | SB: 2, 7/19/05 vs. BAL         |

## WALK-OFF HITS

|                       |
|-----------------------|
| 7/15/07 vs. OAK (1B)  |
| 7/29/16 vs. CWS (BB*) |
| 9/10/16 vs. CLE (1B)  |
| 5/5/17 vs. BOS (HR)   |

## MULTI-HOMER GAMES

|                 |
|-----------------|
| 6/30/04 vs. CWS |
| 6/24/07 at FLA  |
| 7/24/09 at LAA  |
| 8/18/09 at TEX  |

- Recorded 1,917th career hit August 2 at San Diego, tying Tony Oliva for third on Twins all-time list; recorded 1,918th on August 8 vs. Milwaukee, passing Oliva and moving into sole possession of third; that same hit gave him 2,811 career times on base, passing Kirby Puckett and moving into sixth on Twins/Senators franchise list (since 1901).
- Committed first error of season August 3 vs. Texas after 1,037 total chances at first base.
- Recorded 28th career four-hit game September 2 at Kansas City, tying Tony Oliva for third-most in club history.
- Recorded 860th career RBI September 2 vs. Kansas City, tying Justin Morneau for fifth on Twins all-time list; passed Morneau with 861st RBI September 8 at Kansas City.
- Hit .340 (71-for-209) from August 1 through the end of the season...hit .336 (36-for-107) in 28 August games and .343 (35-for-102) in 27 September/October games.
- Hit fourth career grand slam September 17 vs. Toronto, his first at home and his first since 2012; at 34 years old, he became the oldest Twin to hit a grand slam since Paul Molitor (40) hit one on April 3, 1997 against Detroit.
- Hit 400th career double September 21 at Detroit; scored 950th career run the same night, tying Rod Carew for third on Twins all-time list; scored 951st September 24 at Detroit, passing Carew and moving into third place.
- Committed just two errors on the season, tied with Justin Smoak for fewest in baseball among first basemen.
- Finished fourth in the AL in on-base percentage (.384) and eighth in batting average (.305)...finished in top 10 in AL in average for seventh time in career.
- Finished over .300 for the eighth time in career, joining Rod Carew (10), Tony Oliva (9) and Kirby Puckett (8) as the only players in club history to hit over .300 eight or more times.

**2016:** Made 12th career Opening Day start, third straight at first base, tying Rod Carew and Kent Hrbek for second most in club history, trailing Harmon Killebrew (13)...started the season reaching base safely in first 28 games through May 4, the second longest in Twins history to begin a season (Hrbek, 33 in 1982)...reached in 28 straight again May 17-June 17, the streaks tied for his personal third longest of career...it marked the third time in club history for a player to post multiple streaks of 28-or-longer in the same season, joining Lenny Green (1961) with 28 and 30, and Rod Carew (1977) with 28 and 35...recorded 758th career RBI April 15 vs. Los Angeles-AL, tying Gary Gaetti for seventh on Twins all-time list; recorded 759th April 18 vs. Milwaukee, moving into sole possession of seventh...recorded 1,713rd career hit April 17 vs. Los Angeles-AL, tying Harmon Killebrew for sixth on Twins all-time list; recorded 1,714th April 18 vs. Milwaukee, moving into sole possession of sixth...recorded 132nd career intentional walk April 26 vs. Cleveland, passing Tony Oliva and moving into sole possession of second on Twins all-time list, trailing only Harmon Killebrew (152)...homered in three straight games May 27-29 at Seattle, tying his career-high, previously done May 23-25, 2009...recorded 1,749th career hit May 31 at Oakland, tying Kent Hrbek for fourth on Twins all-time list; recorded 1,750th June 2 vs. Tampa Bay, moving into sole possession of fourth...named AL Player of the Week May 31, after hitting .440 (11-for-25) with seven runs scored, four home runs and seven RBI; his third career AL Player of the Week Award...led the AL in total bases (23), tied for first in homers, second in slugging percentage (.920), and tied second in runs...hit 350th career double June 21 vs. Philadelphia...recorded 800th career walk July 30 vs. Chicago-AL...scored 870th career run August 1 at Cleveland, tying Tony Oliva for fifth on Twins all-time list; scored 871st run August 2 at Cleveland, moving into sole possession of fifth...went 12-for-18 (.667) with five doubles, one triple, one home run, six RBI, eight runs scored and three walks in a four-game series at Cleveland August 1-4; the 12 hits is the most ever for a Twin in a four-game series...reached base safely five times in two different games: August 1 and 3, one short of his career-high of six, done August 10, 2005 at Seattle...named Co-AL Player of the Week with teammate Max Kepler August 8...hit .560 (14-for-25) with eight runs scored, six doubles, a triple, a home run and nine RBI in six games; second weekly award in 2016 (also May 31) and fourth of career...led the AL in batting average, slugging percentage (1.000), on-base percentage (.633), hits and doubles...hit 10th home run August 16 at Atlanta, giving him double-digit home run totals for the sixth time in career...recorded 800th career RBI August 23 vs. Detroit, singling off Anibal Sanchez...hit .337 (31-for-92) with 10 doubles, one triple, two home runs, 14 RBI, 15 runs scored and 13 walks in 24 August games...posted a .419 on-base percentage during the month, sixth best in the AL...hit .295 (31-for-105) with runners in scoring position...finished second on club in games (134), hits (129) and runs (68), tied for third in doubles (22), and tied for fourth in RBI (49)...recorded 79 walks, ninth most in the AL and tied for third most of his career...hit .272 (103-for-378) vs. right-handed pitching and .224 (26-for-116) vs. left-handed pitching...was Twins finalist for the Roberto Clemente Award, given by Major League Baseball and Chevrolet for community service excellence; second time in career (2013).

**2015:** Made 11th career Opening Day start, second straight at first base; tied with Kirby Puckett for fourth most Opening Day starts in club history, trailing Harmon Killebrew (13), Rod Carew (12) and Kent Hrbek (12)...hit 312th career double April 26 at Seattle, tying Kent Hrbek for third on the Twins all-time list; hit 313th career double April 27 vs. Detroit, passing Hrbek and moving into sole possession of third...recorded 700th career RBI April 29 vs. Detroit...homered in the 13th inning May 20 at Pittsburgh to give Twins an eventual 4-3 victory, his second career extra-innings home run; the home run was the 110th of his career, tying him with Roy Smalley for 12th on Twins all-time list...hit 111th career home run June 5 vs. Milwaukee, passing Smalley and moving into sole possession of 12th...played in 1,361st career game June 16 at St. Louis, tying Gary Gaetti for sixth on Twins all-time list; played in 1,362nd career game June 17 at St. Louis, passing Gaetti and moving into sole possession of sixth...had 32-game Interleague on-base streak snapped June 16 at St. Louis, going 0-for-4; the streak spanned back to May 21, 2013...recorded two RBI August 5 at Toronto, giving him 735 for his career, passing Rod Carew and moving into sole possession of eighth on the Twins all-time list...hit 329th career double July 24 vs. New York-AL, tying Tony Oliva for second on the Twins all-time list; hit 330th August 11 vs. Texas, moving into second place...reached base safely in 43 straight games August 7-September 24, which set a club record and was the fourth longest streak in baseball in 2015...hit .352 (44-for-125) with runners in scoring position, the fourth best in the AL and 11th best in baseball.

**2014:** Started 10th career Opening Day March 31 at Chicago-AL, his first as a first baseman; the 10 Opening Day starts tied with Tony Oliva for fifth most in club history (Killebrew - 13, Carew - 12, Hrbek - 12, Puckett - 11)...recorded 289th and 290th career doubles June 2 at Milwaukee, tying and passing Justin Morneau and moving into sole possession of fifth place on the Twins all-time list...drew 641st career walk June 3 at Milwaukee, tying Bob Allison for third on the Twins all-time list; passed Allison the next day with his 642nd June 4 vs. Milwaukee, moving into sole possession of third...played in 1,234th career game June 9 at Toronto, tying Torii Hunter for ninth on the Twins all-time list; passed Hunter the next day with his 1,235th June 10 at Toronto, moving into sole possession of ninth...played in 1,236th career game the next day June 11 at Toronto, tying Bob Allison for eighth on Twins all-time list; passed Allison with his 1,237th June 13 at Detroit, moving into sole possession of eighth...was named Major League Baseball All-Star Ambassador, joining Bert Blyleven, Rod Carew, Paul Molitor and Tony Oliva...the role helped generate awareness for all events during All-Star Week, including the 85th MLB All-Star Game (July 15th); Gatorade All-Star Workout Day (July 14th), featuring the Home Run Derby; Taco Bell All-Star Sunday (July 13), including the SiriusXM All-Star Futures Game; the Taco Bell All-Star Legends & Celebrity Softball Game (July 13); and T-Mobile All-Star FanFest at the Minneapolis Convention Center (July 11th-15th)...placed on 15-day disabled list July 2 with right oblique strain...went on rehab assignment,

playing four games with Single-A Cedar Rapids; reinstated August 11...recorded 300th career double August 11 at Houston...recorded 1,500th career hit two days later August 13 at Houston...became sixth Twin to record 1,500 hits joining Puckett (2,304), Carew (2,085), Oliva (1,917), Hrbek (1,749) and Killebrew (1,713)...drew 111th career intentional walk, passing Kent Hrbek and moving into sole possession of third on the Twins all-time list...played in 1,278th career game September 4 vs. Los Angeles-AL, tying him with Justin Morneau for seventh on the Twins all-time list; played in 1,279th September 5 moving into sole possession of seventh...hit 305th career double September 6 vs. Los Angeles-AL, tying Rod Carew for fourth on the Twins all-time list...hit 306th double September 9 at Cleveland, passing Carew and moving into sole possession of fourth on the Twins all-time list.

**2013:** Played in the World Baseball Classic with Team USA, hitting .429 (9-for-21) with two doubles, one triple, two RBI and four runs scored in six games...started ninth Opening Day as catcher April 1 vs. Detroit...recorded 1,276th career hit April 7 at Baltimore, tying him with Gary Gaetti for sixth on the Twins all-time list; passed Gaetti with his 1,277th April 8 at Kansas City, moving into sole possession of sixth place...recorded 252nd career double April 15 vs. Los Angeles-AL, tying him with Gary Gaetti for seventh on Twins all-time list...passed Gaetti with his 253rd May 4 at Cleveland, moving into sole possession of seventh place...recorded 259th and 260th doubles of career May 10 vs. Baltimore, tying and passing Torii Hunter and moving into sole possession of sixth place on the Twins all-time list...scored three runs May 11 vs. Baltimore, the 646th, 647th and 648th runs of his career, the first tied Gary Gaetti and Cesar Tovar for ninth on the Twins all-time list, the second run passed them and placed him ninth, the third run tied him with Bob Allison for eighth on the Twins all-time list...passed Allison with 649th May 13 vs. Chicago-AL and moved into sole possession of eighth place...was intentionally walked May 13 vs. Chicago-AL, the 99th of his career, tying Rod Carew for fifth most in Twins history...drew 100th May 21 at Atlanta...hit 100th career home run June 8 at Washington, a solo shot off Gio Gonzalez...scored 672nd career run June 23 at Cleveland, tying him with Torii Hunter for seventh on the Twins all-time list...passed Hunter with his 673rd June 25 at Miami...named starting catcher on the American League All-Star team, his sixth appearance and fourth start, compiling 5,443,856 votes; he batted eighth and went 1-for-2, singling off Cliff Lee...placed on Paternity List July 24-29 and traveled back to Minnesota for the birth of his twin daughters Maren Virginia and Emily Teresa, who were born two minutes apart, beginning at 3:05 a.m. July 24...placed on 7-day disabled list August 20 with concussion-like symptoms, after suffering multiple foul balls to the mask August 19 vs. New York-NL; missed the Twins final 39 games...ranked third in baseball in batting average (.324) with a minimum of 400 at-bats; his .404 on-base percentage ranked sixth in baseball...hit .291 (78-for-268) with two strikes, the highest in baseball and fourth highest in Twins history...was Twins finalist for the Roberto Clemente Award, given by Major League Baseball and Chevrolet for community service excellence...won fifth Louisville Slugger Silver Slugger Award, one of seven Twins to ever win the award...given the Calvin R. Griffith Award for Most Valuable Twin voted on by the Twin Cities Chapter of the BBWAA, his third time winning the award...ranked by *Baseball America* in its annual tools survey as the third-best hitter in the AL (Miguel Cabrera and Mike Trout), second best strike zone judgment (Cabrera), and third best defensive catcher (Salvador Perez and Matt Wieters)...on November 11, it was announced that he would be moving from catcher to first base starting in 2014 due to inherent risks of future injury.

**2012:** Was Twins Opening Day catcher for eighth time in career...recorded 1,164th and 1,165th career hits June 17 vs. Milwaukee, tying and passing Cesar Tovar (1,164) and moving into ninth place on the Twins all-time hit list...hit 232nd career double June 24 at Cincinnati, tying Harmon Killebrew for ninth on the Twins all-time list...passed Killebrew and moved into sole possession of ninth with his 233rd career double June 29 vs. Kansas City...selected as reserve on American League All-Star team, marking his fifth selection...finished second in voting among AL catchers (2,922,422) behind the Rangers Mike Napoli (4,317,718)...played 2.0 innings at first base and went 1-for-1 with a single...led American League in on-base percentage (.416) at All-Star break and ranked sixth in batting average (.326)...recorded 1,197th and 1,198th career hits July 17 vs. Baltimore, tying and passing Chuck Knoblauch (1,197), moving into sole possession of eighth place on Twins all-time list...that game also marked his 1,000th major league game...drew 513th career walk July 20 at Kansas City, tying Chuck Knoblauch for sixth on Twins all-time list...passed Knoblauch with 514th career walk July 22 at Kansas City, moving into sole possession of sixth place...hit 239th career double August 6 at Cleveland, tying him with Michael Cuddyer for eighth on Twins all-time doubles list...passed Cuddyer and moved into sole possession of eighth place with his 240th double August 10 vs. Tampa Bay...recorded 1,218th career hit August 10 vs. Tampa Bay, tying him with Torii Hunter for seventh on Twins all-time hits list...passed Hunter and moved into sole possession of seventh place with 1,219th hit August 12 vs. Tampa Bay...caught 831st career game August 24 at Texas, tying him with Earl Battey for most games caught in Twins history...passed Battey with his 832nd game and moved into sole possession of first place August 27 vs. Seattle...recorded 549th career walk September 28 vs. Detroit, tying him with Roy Smalley for fifth place on the Twins all-time walks list...passed Smalley and moved into sole possession of fifth place with his 550th September 29 vs. Detroit...tied single-season career-high drawing 84th walk September 28 vs. Detroit; set single-season career-high drawing 85th walk September 29 vs. Detroit...finished first in baseball with .416 on-base percentage and tied for third in AL in times on base (266); reached base four-plus times in 11 games...ranked first in baseball in three-hit games (23) and fourth among American League players in batting average (.319) and walks (90)...ranked third in AL and fifth in baseball in batting average with runners in scoring position (.372)...was only player in baseball with 30-plus doubles, 80-plus RBI, 80-plus runs, 90-plus walks, 300-plus batting average and 400-plus on-base percentage...was one of two players in baseball with 90-plus walks (90) and less than 90 strikeouts (88), the other being Joey Votto (94 walks, 85 strikeouts)...rated best strike zone judgment and second best defensive catcher in American League by *Baseball America*'s annual best tools survey...finalist (Twins representative) for the Hank Aaron Award, recognizing the most outstanding offensive performer in each league...named to 2013 USA roster for World Baseball Classic.

**2011:** Was Twins Opening Day catcher for seventh time in career, marking the most ever by a Twins catcher, passing Butch Wynegar, who started six (1976-80, 82)...placed on the 15-day disabled list with bilateral leg weakness April 14...reinstated June 17...played first career game at first base, going 3-for-5 with two RBI July 7 vs. Chicago-AL...recorded 448th career walk, tying him with Tony Oliva for eighth on Twins all-time list July 23 vs. Detroit...passed Oliva and moved into sole possession of eighth place with 449th career walk July 27 at Texas...recorded 450th career walk July 28 at Texas, tying him with Kirby Puckett for seventh place on Twins all-time list...passed Puckett and moved into sole possession of seventh place with 451st career walk July 29 at Oakland...recorded 210th career double, tying Chuck Knoblauch for 10th on Twins all-time list, August 8 vs. Boston...moved into sole possession of 10th on the list with 211th career double August 10 vs. Boston...made first major league start in rightfield August 18 vs. New York-AL...caught 759th career game August 4 at Los Angeles-AL, tying Butch Wynegar for second on the Twins all-time list for most games caught...caught 760th career game, surpassing Wynegar, August 5 vs. Chicago-AL, and moving into sole possession of second place...recorded 85th career intentional walk, tying Kirby Puckett for fifth on the Twins all-time list, July 29 at Oakland...moved into sole possession of fifth place on the list with 86th career intentional walk September 7 vs. Chicago-AL...placed on 15-day disabled list with pneumonia, ending his season September 22...named second best defensive catcher in the American League by *Baseball America* behind Baltimore's Matt Wieters.

**2010:** Was Twins Opening Day catcher for sixth time...hit first double at Target Field by a Twins player (second inning off Jon Lester) April 12 vs. Boston...caught 657th career game June 16 vs. Colorado, tying Tim Laudner for third place on Twins all-time list...passed Laudner on June 18 at Philadelphia, catching 658th career game...voted American League's starting catcher in 2010 All-Star Game for third time in career (4th career All-Star appearance); went 0-for-2 in the game with fly out and reaching on an error...amassed 5,372,606 votes, marking third most votes all-time, trailing only Ken Griffey Jr. (6,079,688) in 1994 and Albert Pujols (5,397,374) in 2009...became first catcher to be MLB's overall top vote-getter since Ivan Rodriguez of Texas in 2000...joined Rod Carew (1975, 77-78) as only other Twin to lead baseball in votes...tied Cesar Tovar for 11th on club's all-time doubles list with his 193rd July 31 vs. Seattle...passed Tovar August 5 and moved into sole possession of 11th place with 194th career double August 5 at Tampa Bay...played in 800th career game August 13 vs. Oakland...named Pepsi's clutch performer for month of August after batting .380 (35-for-92) with seven doubles, two home runs, 16 RBI and 17 runs scored in 26 games...scored 500th career run September 7 vs. Kansas City...became 15th Twins player in club history with 500-plus

runs...tied Bob Allison for 12th on club's all-time hits list with 999th career hit September 12 at Cleveland...recorded 1,000th career hit, a first-inning single off John Danks, September 14 at Chicago-AL...he hit also passed Bob Allison on Twins all-time hits list, moving him into sole possession of 12th place...hit 200th career double, becoming one of 11 Twins in club history with 200-plus doubles, September 16 at Chicago-AL...hit 43rd double, placing him second on baseball's all-time list for doubles by a catcher in one season (Ivan Rodriguez, 47 in 1996) October 3 vs. Toronto...passed Brian Harper's 1990 total of 42, moving into first on Twins all-time single-season doubles list for a catcher...was one of just four players in baseball with 40-plus doubles and a .320-plus batting average (Carlos Beltran, New York-NL; Miguel Cabrera, Detroit; and Josh Hamilton, Texas)...became just fourth Twin to post those numbers — Paul Molitor in 1996, Tony Oliva in 1964 and 65 and Kirby Puckett in 1988 and 89...awarded third consecutive Rawlings Gold Glove...won fourth Louisville Slugger Silver Slugger Award (3rd consecutive)...finished eighth in American League MVP voting with 97 points, including two third-place votes...named to *Baseball America's* major league All-Star team...ranked by *Baseball America* as the American League's best defensive catcher, second best overall hitter (Detroit's Miguel Cabrera) and second best strike-zone judgment (Boston's Kevin Youkilis) in their annual tools survey...was given the Dick Siebert Award for Upper Midwest Player of the Year and the Calvin R. Griffith Award for Most Valuable Twin by the Twin Cities Chapter of the BBWAA.

**2009:** Missed all of April on the 15-day disabled list due to inflammation of the right sacroiliac joint (April 2-30)...earned American League Player of the Week honors May 18-24...finished May with 11 home runs and 32 RBI, the first time in Twins history a player has reached 11 home runs and 30 RBI in same month...only other player in franchise history to accomplish the feat was Harmon Killebrew, who hit 13 home runs and drove in 37 runs in August 1960 with the Washington Senators...his 32 RBI set a Twins record for the month of May...earned American League Player of the Month honors for May after batting .414 (41-for-99) with seven doubles, one triple, 11 home runs, 19 walks, 32 RBI, 27 runs scored and recording an on-base percentage of .500 and a slugging percentage of .838...his .373 first-half average was sixth highest in Twins pre-All-Star break history...selected to third All-Star game and voted by the fans as the starting catcher for the second straight season (in St. Louis)...went 1-for-3 in the All-Star game with a run scored and a game-tying RBI-double in the fifth inning...participated in State Farm Home Run Derby over the break, hitting five home runs and did not advance...won third American League batting title, becoming one of just 10 players in major league history to win three-or-more batting titles, and the first to win back-to-back batting titles since Nomar Garciaparra of Boston in 1999 and 2000...finished ninth in the American League in multi-hit games (55) and first in three-hit games (23)...led American League with .365 batting average, .444 on-base percentage and .587 slugging percentage...only 12 players have ever led the American League in all three, with the last being Kansas City's George Brett in 1980...of the 12 AL players to do it, 10 are in the Baseball Hall of Fame (Ted Williams, 5 times; Ty Cobb, 3; Napolean Lajoie, 2; and George Stone, Tris Speaker, Babe Ruth, Lou Gehrig, Jimmie Foxx, Frank Robinson, Carl Yastrzemski, Fred Lynn and George Brett, 1)...no catcher in either league has ever led in all three categories at the end of a season before Mauer...named *Baseball America's* Player of the Year and MLB Players Choice Award's American League Most Outstanding Player...was given the Calvin R. Griffith Award for Most Valuable Twin and the Dick Siebert Award for Upper Midwest Player of the Year by the Twin Cities chapter of the BBWAA...was given his second Rawlings Gold Glove Award...won Louisville Slugger Silver Slugger Award...was named the American League's Most Valuable Player, becoming the fifth player in club history to win the award (Zoilo Versalles, 1965; Harmon Killebrew, 1969; Rod Carew, 1977; and Justin Morneau, 2006)...became the first catcher to win the AL MVP since Ivan Rodriguez with Texas in 1999.

**2008:** Finished first-half third in AL in batting (.322) behind Ian Kinsler (.337) of Texas and Justin Morneau (.323)...became first Twins catcher to start an All-Star Game July 15 at New York-AL, going 1-for-1 with a walk...his .362 batting average with runners in scoring position ranked seventh in American League...finished season four points ahead of Dustin Pedroia (Boston) to win his second batting title in three years (2006)...it was 13th American League batting title won by a Minnesota Twin in 48-year existence of team as he joined Tony Oliva and Rod Carew as only Twins who have won multiple titles...joined Buddy Myer (Washington, 1935) and Joe Cronin (Washington, 1931) as only players in franchise history to hit over .300, score over 95 runs, record 30-plus doubles, drive in 80-plus runs and walk 80-plus times in a single season...was given the Dick Siebert Award for Upper Midwest Player of the Year and the Carl R. Pohlad Community Service Award by the Twin Cities chapter of the BBWAA...won first Rawlings Gold Glove Award, becoming second Twins catcher to win the award (Earl Battey in 1961 and 62)...became first American League player to win batting title and Gold Glove in same season since Ichiro Suzuki (Seattle) in 2004...won Louisville Slugger Silver Slugger Award.

**2007:** Disabled with strained left quadriceps May 6-June 8...began rehab assignment at Single-A Ft. Myers June 6...hit first career grand slam June 29 at Detroit...hit inside-the-park home run July 21 vs. Los Angeles-AL.

**2006:** Named American League Player of the Week June 5-11...named AL Player of the Month for June...selected to first career All-Star team July 11 at Pittsburgh...was intentionally walked 21 times, second highest single-season total by a Twin (Killebrew, 23 in 1970)...finished season hitting .347 and won the AL batting title...became first AL catcher to win batting title and at 23, the youngest batting champ since Alex Rodriguez (21) in 1996...the last catcher to win batting title was Ernie Lombardi in 1942 with the Boston Braves...won Dick Siebert Award for Upper Midwest Player of the Year, by the Twin Cities chapter of the BBWAA...won Louisville Slugger Silver Slugger Award.

**2005:** Led Twins in batting (.294) and walks (61), tied for lead in intentional walks (12), second in hits (144) and multi-hit games (41), tied for second in stolen bases (13), and third in doubles (26).

**2004:** Made major league debut and singled off Rafael Betancourt for first big league hit April 5 vs. Cleveland...disabled with medial meniscus tear in left knee April 7-June 2...had surgery to remove meniscus in left knee April 8...hit first major league homer off Esteban Yan June 6 vs. Detroit...disabled for remainder of season with sore left knee July 19...won Bill Boni Award as Twins Outstanding Rookie, awarded by the Twin Cities chapter of the BBWAA...ranked top prospect in the Twins organization by *Baseball America* entering the 2005 season.

**2003:** Named Twins minor league Player of the Week May 24-30...played in Florida State League All-Star Game...played for United States team in the Futures Game at U.S. Cellular Field in Chicago...named Twins minor league Player of the Month for July...named Topps Eastern League Player of the Month for July...led both Florida State League and Eastern League in throwing out runners attempting to steal...led Twins minor league players in hits (172), second in RBI (85), and fourth in walks (49)...selected to Florida State League Postseason All-Star team...rated best hitting prospect and best defensive catcher in Florida State League by *Baseball America*...named to *Baseball America's* minor league All-Star team and All-Defensive team...rated best prospect in Eastern League and Florida State League...named Teenager of the Year by Sportsticker...named minor league Player of the Year by *Baseball America* and Sportsticker...won Sherry Robertson Award as Twins minor league Player of the Year...played for Team USA in Olympic Qualifying Tournament in Panama...ranked top prospect in the Twins organization by *Baseball America* entering the 2004 season.

**2002:** Selected to Midwest League All-Star team June 18 at Lansing...disabled for remainder of season after surgery to repair hernia August 30...named to Sportsticker's Midwest League All-Teen team and Midwest League Postseason All-Star team...named to Topps Single-A All-Star team...rated top minor league catching prospect, second best arm strength, third best receiving skills and best defensive catcher in Midwest League by *Baseball America*...selected to Low Single-A All-Star team by *Baseball America*...ranked top prospect in the Twins organization by *Baseball America* entering the 2003 season.

**2001:** Named Twins minor league Player of the Week, going 14-for-29 (.483) August 26-September 1...named Twins minor league Player of the Month for August, going 44-for-107 (.411)...rated as top prospect in Appalachian League and top minor league catching prospect by *Baseball America*.

**PROFESSIONAL:** Selected by Twins first overall in 2001 First-Year Player Draft; signed by scout Mark Wilson.



| MAUER'S PLAYING RECORD |              |      |      |      |     |      |     |    |     |     |    |    |     |     |     |    |    |      |       |
|------------------------|--------------|------|------|------|-----|------|-----|----|-----|-----|----|----|-----|-----|-----|----|----|------|-------|
| YEAR                   | CLUB         | AVG  | G    | AB   | R   | H    | 2B  | 3B | HR  | RBI | SH | SF | HBP | BB  | SO  | SB | CS | OBP  | OPS   |
| 2001                   | Elizabethton | .400 | 32   | 110  | 14  | 44   | 6   | 2  | 0   | 14  | 0  | 0  | 1   | 19  | 10  | 4  | 0  | .492 | .983  |
| 2002                   | Quad City    | .302 | 110  | 411  | 58  | 124  | 23  | 1  | 4   | 62  | 0  | 2  | 2   | 61  | 42  | 0  | 0  | .393 | .785  |
| 2003                   | New Britain  | .341 | 73   | 276  | 48  | 94   | 17  | 1  | 4   | 41  | 0  | 4  | 5   | 25  | 25  | 0  | 0  | .400 | .853  |
|                        | Ft. Myers    | .335 | 62   | 233  | 25  | 78   | 13  | 1  | 1   | 44  | 0  | 3  | 1   | 24  | 24  | 3  | 0  | .395 | .807  |
| 2004                   | Ft. Myers    | .667 | 2    | 6    | 0   | 4    | 0   | 0  | 0   | 2   | 0  | 0  | 0   | 2   | 2   | 0  | 0  | .750 | 1.417 |
|                        | Rochester    | .316 | 5    | 19   | 1   | 6    | 3   | 0  | 0   | 2   | 0  | 1  | 0   | 1   | 4   | 0  | 0  | .333 | .807  |
|                        | MINNESOTA    | .308 | 35   | 107  | 18  | 33   | 8   | 1  | 6   | 17  | 0  | 3  | 1   | 11  | 14  | 1  | 0  | .369 | .939  |
| 2005                   | MINNESOTA    | .294 | 131  | 489  | 61  | 144  | 26  | 2  | 9   | 55  | 0  | 3  | 1   | 61  | 64  | 13 | 1  | .372 | .783  |
| 2006                   | MINNESOTA    | .347 | 140  | 521  | 86  | 181  | 36  | 4  | 13  | 84  | 0  | 7  | 1   | 79  | 54  | 8  | 3  | .429 | .936  |
| 2007                   | Ft. Myers    | .000 | 1    | 3    | 0   | 0    | 0   | 0  | 0   | 0   | 0  | 0  | 0   | 1   | 0   | 0  | 0  | .250 | .250  |
|                        | MINNESOTA    | .293 | 109  | 406  | 62  | 119  | 27  | 3  | 7   | 60  | 2  | 3  | 3   | 57  | 51  | 7  | 1  | .382 | .808  |
| 2008                   | MINNESOTA    | .328 | 146  | 536  | 98  | 176  | 31  | 4  | 9   | 85  | 1  | 11 | 1   | 84  | 50  | 1  | 1  | .413 | .864  |
| 2009                   | Ft. Myers    | .400 | 5    | 15   | 2   | 6    | 2   | 0  | 0   | 4   | 0  | 1  | 0   | 2   | 1   | 0  | 0  | .444 | .977  |
|                        | MINNESOTA    | .365 | 138  | 523  | 94  | 191  | 30  | 1  | 28  | 96  | 0  | 5  | 2   | 76  | 63  | 4  | 1  | .444 | 1.031 |
| 2010                   | MINNESOTA    | .327 | 137  | 510  | 88  | 167  | 43  | 1  | 9   | 75  | 0  | 6  | 3   | 65  | 53  | 1  | 4  | .402 | .871  |
| 2011                   | Ft. Myers    | .261 | 7    | 23   | 3   | 6    | 2   | 0  | 1   | 6   | 0  | 0  | 1   | 3   | 1   | 0  | 0  | .370 | .848  |
|                        | MINNESOTA    | .287 | 82   | 296  | 38  | 85   | 15  | 0  | 3   | 30  | 0  | 2  | 3   | 32  | 38  | 0  | 0  | .360 | .728  |
| 2012                   | MINNESOTA    | .319 | 147  | 545  | 81  | 174  | 31  | 4  | 10  | 85  | 1  | 3  | 2   | 90  | 88  | 8  | 4  | .416 | .862  |
| 2013                   | MINNESOTA    | .324 | 113  | 445  | 62  | 144  | 35  | 0  | 11  | 47  | 0  | 2  | 0   | 61  | 89  | 0  | 1  | .404 | .880  |
| 2014                   | Cedar Rapids | .400 | 4    | 15   | 2   | 6    | 0   | 0  | 0   | 1   | 0  | 0  | 0   | 0   | 1   | 0  | 0  | .400 | .800  |
|                        | MINNESOTA    | .277 | 120  | 455  | 60  | 126  | 27  | 2  | 4   | 55  | 0  | 2  | 1   | 60  | 96  | 3  | 0  | .361 | .732  |
| 2015                   | MINNESOTA    | .265 | 158  | 592  | 69  | 157  | 34  | 2  | 10  | 66  | 1  | 5  | 1   | 67  | 112 | 2  | 1  | .338 | .718  |
| 2016                   | MINNESOTA    | .261 | 134  | 494  | 68  | 129  | 22  | 4  | 11  | 49  | 0  | 2  | 1   | 79  | 93  | 2  | 0  | .363 | .752  |
| 2017                   | MINNESOTA    | .305 | 141  | 525  | 69  | 160  | 36  | 1  | 7   | 71  | 0  | 3  | 3   | 66  | 83  | 2  | 1  | .384 | .801  |
| Minor League Totals    |              | .331 | 301  | 1111 | 153 | 368  | 66  | 5  | 10  | 176 | 0  | 11 | 10  | 138 | 110 | 7  | 0  | .406 | .833  |
| Major League Totals    |              | .308 | 1731 | 6444 | 954 | 1986 | 401 | 29 | 137 | 875 | 5  | 57 | 23  | 888 | 948 | 52 | 18 | .391 | .834  |

| MAUER'S CAREER FIELDING RECORD |       |       |       |     |    |       |     |    |  |
|--------------------------------|-------|-------|-------|-----|----|-------|-----|----|--|
| POSITION                       | PCT   | G     | PO    | A   | E  | TC    | DP  | PB |  |
| Catcher                        | .995  | 920   | 5831  | 323 | 30 | 6184  | 39  | 40 |  |
| First Base                     | .996  | 513   | 4240  | 315 | 16 | 4571  | 425 | —  |  |
| Outfield                       | 1.000 | 1     | 3     | 0   | 0  | 3     | 0   | —  |  |
| Totals                         | .996  | 1,434 | 10074 | 638 | 46 | 10758 | 464 | 40 |  |

| MAUER'S DIVISION SERIES RECORD |             |      |   |    |   |    |    |    |    |     |    |    |     |    |    |    |    |      |       |
|--------------------------------|-------------|------|---|----|---|----|----|----|----|-----|----|----|-----|----|----|----|----|------|-------|
| YEAR                           | OPPONENT    | AVG  | G | AB | R | H  | 2B | 3B | HR | RBI | SH | SF | HBP | BB | SO | SB | CS | OBP  | OPS   |
| 2006                           | Oakland     | .182 | 3 | 11 | 0 | 2  | 0  | 0  | 0  | 0   | 0  | 0  | 0   | 1  | 0  | 0  | 0  | .250 | .432  |
| 2009                           | New York-AL | .417 | 3 | 12 | 1 | 5  | 1  | 0  | 0  | 1   | 0  | 0  | 0   | 2  | 4  | 0  | 0  | .500 | 1.000 |
| 2010                           | New York-AL | .250 | 3 | 12 | 0 | 3  | 0  | 0  | 0  | 0   | 0  | 0  | 0   | 1  | 3  | 0  | 0  | .250 | .558  |
| Division Series Totals         |             | .286 | 9 | 35 | 1 | 10 | 1  | 0  | 0  | 1   | 0  | 0  | 0   | 4  | 7  | 0  | 0  | .359 | .673  |

| MAUER'S ALL-STAR GAME RECORD |                |       |   |    |   |   |    |    |    |     |    |    |     |    |    |    |    |       |       |
|------------------------------|----------------|-------|---|----|---|---|----|----|----|-----|----|----|-----|----|----|----|----|-------|-------|
| YEAR                         | HOST           | AVG   | G | AB | R | H | 2B | 3B | HR | RBI | SH | SF | HBP | BB | SO | SB | CS | OBP   | OPS   |
| 2006                         | Pittsburgh     | .000  | 1 | 2  | 0 | 0 | 0  | 0  | 0  | 0   | 0  | 0  | 0   | 0  | 1  | 0  | 0  | .000  | .000  |
| 2008                         | New York-AL    | 1.000 | 1 | 1  | 0 | 1 | 0  | 0  | 0  | 0   | 0  | 0  | 0   | 1  | 0  | 0  | 0  | 1.000 | 2.000 |
| 2009                         | St. Louis      | .333  | 1 | 3  | 1 | 1 | 1  | 0  | 0  | 1   | 0  | 0  | 0   | 0  | 0  | 0  | 0  | .333  | 1.000 |
| 2010                         | Los Angeles-AL | .000  | 1 | 2  | 0 | 0 | 0  | 0  | 0  | 0   | 0  | 0  | 0   | 0  | 0  | 0  | 0  | .000  | .000  |
| 2012                         | Kansas City    | 1.000 | 1 | 1  | 0 | 1 | 0  | 0  | 0  | 0   | 0  | 0  | 0   | 0  | 0  | 0  | 0  | 1.000 | 2.000 |
| 2013                         | New York-NL    | .500  | 1 | 2  | 0 | 1 | 0  | 0  | 0  | 0   | 0  | 0  | 0   | 0  | 0  | 0  | 0  | .500  | 1.000 |
| All-Star Game Totals         |                | .364  | 6 | 11 | 1 | 4 | 1  | 0  | 0  | 1   | 0  | 0  | 0   | 1  | 1  | 0  | 0  | .417  | .871  |

| MAUER'S WORLD BASEBALL CLASSIC RECORD |      |      |   |    |   |   |    |    |    |     |    |    |     |    |    |    |    |      |       |
|---------------------------------------|------|------|---|----|---|---|----|----|----|-----|----|----|-----|----|----|----|----|------|-------|
| YEAR                                  | CLUB | AVG  | G | AB | R | H | 2B | 3B | HR | RBI | SH | SF | HBP | BB | SO | SB | CS | OBP  | OPS   |
| 2013                                  | USA  | .429 | 6 | 21 | 4 | 9 | 2  | 1  | 0  | 2   | 0  | 0  | 0   | 5  | 4  | 0  | 0  | .538 | 1.158 |



# TREVOR MAY

**HEIGHT/WEIGHT:** 6-5/240  
**BATS/THROWS:** R/R  
**BORN:** 9/23/89 in Longview, WA  
**AGE:** 28  
**RESIDES:** Kelso, WA  
**ACQUIRED:** Trade with Philadelphia, 12/6/12  
**M.L. SERVICE:** 3 years, 51 days  
**CONTRACT STATUS:** Signed thru 2017

@TREV MAY65



RIGHT-HANDED PITCHER

65

**PERSONAL:** Trevor J. May...2008 graduate of Kelso (WA) High School where he was a valedictorian...went 11-1 his senior year to help team to the Class 3A state championship game...enjoys DJing and streaming Esports in spare time...participated in Twins Winter Caravan in 2016 and '17.

**CAREER HIGHLIGHTS:** Underwent "Tommy John" surgery in March of 2017...starting pitcher throughout professional career but moved to bullpen for most of 2015 and into 2016...selected to play in SiriusXM Futures Game at Target Field in 2014 but did not pitch (injury)...in 2014, finished third in Twins organization in strikeouts (138), behind Phil Hughes (186) and Alex Meyer (153)...ranked ninth-best prospect and best changeup in Twins system by *Baseball America* entering 2015, and eighth-best prospect and best changeup in the Twins system by *Baseball America* entering 2014...acquired by Twins from Philadelphia at Winter Meetings in December of 2012 along with pitcher Vance Worley in exchange for outfielder Ben Revere...originally Philadelphia's fourth round pick in 2008 First-Year Player Draft.

## 2017:

- Diagnosed with torn ulnar collateral ligament in right elbow March 11.
- Underwent "Tommy John" Surgery March 22 and missed the entire season.
- Officially placed on 60-day disabled list March 22.

**2016:** Made Twins Opening Day roster for first time in career...posted a 1.89 ERA (19.0 IP, 4 ER) with opponents hitting .181, eight walks and 27 strikeouts, through May 10...ranked second in baseball in strikeouts (40) among relievers through games of June 1, trailing only New York-AL's Dellin Betances (47)...placed on 15-day disabled list June 10 with low back spasms...pitched in four games for Triple-A Rochester on rehab assignment; returned from rehab assignment and reinstated July 5...appeared in 100th career game August 4 at Cleveland...placed back on 15-day disabled list August 10 with low back strain; reinstated September 9 but made just one more appearance before placed back on disabled list September 12, ending his season...held left-handed hitters to a .153 (9-for-59) batting average with Minnesota and right-handed hitters to a .275 (30-for-109) average...posted a strikeout-per-9.0 innings pitched ratio of 12.66, seventh best in the AL and 10th in baseball (minimum of 40.0 IP).

**2015:** Played in third career Twins spring training and was optioned to Triple-A Rochester March 28...was slated to be Triple-A Rochester third starter but was recalled by Minnesota on April 11 when Ricky Nolasco was placed on DL with right elbow inflammation...made start in Home Opener April 13 vs. Kansas City, allowing five runs on eight hits in 5.1 innings pitched with one walk and four strikeouts and was issued the loss...pitched 7.0-shutout innings with two hits allowed, no walks and nine strikeouts, which tied a season-high (previous May 23 at Chicago-AL) June 3 at Boston...moved to the bullpen upon Ervin Santana's reinstatement from the 80-day restricted list in beginning of July; had gone 4-7, 4.37 ERA (80.1 IP, 39 ER) with 18 walks and 71 strikeouts in 15 starts...held opponents scoreless in 14 consecutive relief appearances (13.0 IP) from July 25-August 28...recorded six holds from August 21 through the end of the season, the most on the Twins in that span...went 4-8, 4.43 ERA (83.1 IP, 41 ER) with 18 walks and 73 strikeouts in 16 starts and 4-1, 2.87 ERA (31.1 IP, 10 ER) with eight walks and 37 strikeouts in 32 relief appearances...led all AL rookies in strikeouts-per-walk (4.23) with a minimum of 100.0 IP and ranked fourth in strikeouts (110), tied for seventh in games (48) and tied for ninth in holds (7).

**2014:** Optioned to Triple-A Rochester from Twins spring training March 9...selected to pitch in SiriusXM Futures Game at Target Field, replacing St. Louis prospect Marco Gonzalez (recall)...placed on 7-day disabled list June 26 with right calf strain (suffered June 21 at Buffalo); could not play in Futures Game (replaced by teammate Alex Meyer)...reinstated July 13 and made four starts for the Red Wings before being recalled August 9...made major league debut in a start August 9 at Oakland, allowing four runs on three hits and seven walks in 2.0 innings pitched, being dealt the loss...earned first major league win September 3 vs. Chicago-AL, allowing three runs on six hits in 5.0 innings pitched, with one walk and six strikeouts as the Twins won 11-4...set season and career-high with 10 strikeouts (6.0 IP) September 14 at Chicago-AL; eighth different rookie in club history to record double-digit strikeouts; 12th different time, and first since Matt Garza in 2007...combined to go 11-12, 4.44 ERA (144.0 IP, 71 ER) with 61 walks and 138 strikeouts between Rochester and Minnesota...finished third in the organization in strikeouts (138), behind Phil Hughes (186) and Alex Meyer (153)...ranked ninth best prospect and best changeup in Twins system by *Baseball America* entering 2015.

**2013:** Pitched in first Twins major league spring training and optioned March 11...named Twins minor league Player of the Week for June 21, tossing 7.2 shutout innings with four hits allowed, one walk and nine strikeouts, earning the win June 18 at Erie...named to Eastern League All-Star East

| 2017 SINGLE-GAME HIGHS          |  |                         |  |
|---------------------------------|--|-------------------------|--|
| IP: --                          |  | Walks: --               |  |
| SO: --                          |  | CG: --                  |  |
| Win Streak: --                  |  | Low-Hit: --             |  |
| CAREER SINGLE-GAME HIGHS        |  |                         |  |
| IP: 7.0, 2x, last 6/3/15 at BOS |  | Walks: 7, 8/9/14 at OAK |  |
| SO: 10, 9/14/14 at CWS          |  | CG: --                  |  |
| Win Streak: 4, 7/6-8/7/15       |  | Low-Hit: --             |  |

team but did not play...led the Eastern League in strikeouts (159), tied for first in starts (27) and ranked fifth in innings pitched (151.2)...led the Rock Cats in wins (9)...played in the Arizona Fall League with Glendale Desert Dogs, going 0-2, 3.21 ERA (14.0 IP, 5 ER) with four walks and 12 strikeouts in nine games (1 start)...named eighth best prospect and best changeup in the Twins system by *Baseball America* entering 2014.

**2012:** Led the Eastern League in strikeouts (151), was tied for first in starts (28), tied for eighth in wins (10), and 10th in innings (149.2)...struck out seven-plus batters in nine of 28 starts and eight-plus in four starts; averaged 9.1 strikeouts-per-9.0 innings pitched...acquired by Twins via trade with Philadelphia along with pitcher Vance Worley, in exchange for outfielder Ben Revere December 12.

**2011:** Named Phillies Pitcher of the Week May 30-June 5...named Phillies minor league Pitcher of the Month for June, going 2-2, 1.50 ERA (30.0 IP, 5 ER) with 13 walks and 40 strikeouts in five starts...named to Florida State League All-Star team and earned the win (1.0 IP)...named FSL Pitcher of the Week twice...struck out 208 batters in 151.1 IP (12.37 K/9.0 IP), third-most in all of minor league baseball...led the Florida State League in strikeouts and shutouts (2), tied for second in complete games (3) and starts (27), and ranked third in innings pitched (151.1)...given Paul Owens Award as best pitcher in the Phillies minor league system...named the top prospect in the Phillies minor league system by *Baseball America* entering 2012.

**2010:** Selected as a Florida State League Midseason All-Star...named Phillies minor league Pitcher of the Week July 26-August 1...named the fifth best prospect in the Phillies minor league system by *Baseball America* entering the 2011 season.

**2009:** Named Phillies minor league Pitcher of the Week August 31-September 7...averaged 11.06 strikeouts-per-9.0 IP...held opponents to a .211 batting average...went 1-0, 0.00 ERA (11.0 IP) with 11 strikeouts in two postseason starts.

**2008:** Began professional career with the GCL Phillies...participated in Florida Instructional League.

**PROFESSIONAL:** Selected by Philadelphia in fourth round of 2008 First-Year Player Draft; signed by Dave Ryles.

#### MAY'S PITCHING RECORD

| YEAR                | CLUB         | W-L                    | ERA  | G   | GS  | CG | SH | SV | IP    | H   | R   | ER  | HR | HB | BB  | SO  | WP | K/9  | BAA  |
|---------------------|--------------|------------------------|------|-----|-----|----|----|----|-------|-----|-----|-----|----|----|-----|-----|----|------|------|
| 2008                | GCL Phillies | 1-1                    | 3.75 | 5   | 2   | 0  | 0  | 0  | 12.0  | 11  | 7   | 5   | 0  | 1  | 7   | 11  | 1  | 8.3  | .256 |
| 2009                | Lakewood     | 4-1                    | 2.56 | 15  | 15  | 0  | 0  | 0  | 77.1  | 58  | 24  | 22  | 3  | 2  | 43  | 95  | 6  | 11.1 | .211 |
| 2010                | Clearwater   | 5-5                    | 5.01 | 16  | 14  | 0  | 0  | 0  | 70.0  | 53  | 41  | 39  | 7  | 5  | 61  | 90  | 9  | 11.6 | .212 |
|                     | Lakewood     | 7-3                    | 2.91 | 11  | 11  | 0  | 0  | 0  | 65.0  | 51  | 22  | 21  | 3  | 1  | 20  | 92  | 5  | 12.7 | .214 |
| 2011                | Clearwater   | 10-8                   | 3.63 | 27  | 27  | 3  | 2  | 0  | 151.1 | 121 | 65  | 61  | 8  | 5  | 67  | 208 | 8  | 12.4 | .221 |
| 2012                | Reading      | 10-13                  | 4.87 | 28  | 28  | 0  | 0  | 0  | 149.2 | 139 | 87  | 81  | 22 | 11 | 78  | 151 | 8  | 9.1  | .249 |
| 2013                | New Britain  | 9-9                    | 4.51 | 27  | 27  | 2  | 2  | 0  | 151.2 | 149 | 79  | 76  | 14 | 8  | 67  | 159 | 7  | 9.4  | .256 |
| 2014                | Rochester    | 8-6                    | 2.84 | 18  | 18  | 1  | 1  | 0  | 98.1  | 75  | 33  | 31  | 4  | 0  | 39  | 94  | 2  | 8.6  | .209 |
|                     | MINNESOTA    | 3-6                    | 7.88 | 10  | 9   | 0  | 0  | 0  | 45.2  | 59  | 41  | 40  | 7  | 2  | 22  | 44  | 3  | 8.7  | .314 |
| 2015                | MINNESOTA    | 8-9                    | 4.00 | 48  | 16  | 0  | 0  | 0  | 114.2 | 127 | 53  | 51  | 11 | 4  | 26  | 110 | 4  | 8.6  | .279 |
| 2016                | Rochester    | 0-1                    | 2.45 | 4   | 0   | 0  | 0  | 1  | 3.2   | 1   | 1   | 1   | 0  | 1  | 1   | 6   | 1  | 14.7 | .083 |
|                     | MINNESOTA    | 2-2                    | 5.27 | 44  | 0   | 0  | 0  | 0  | 42.2  | 39  | 26  | 25  | 7  | 2  | 17  | 60  | 10 | 12.7 | .232 |
| 2017                | MINNESOTA    | DID NOT PLAY - INJURED |      |     |     |    |    |    |       |     |     |     |    |    |     |     |    |      |      |
| Minor League Totals |              | 54-47                  | 3.89 | 151 | 142 | 6  | 5  | 1  | 779.0 | 658 | 359 | 337 | 61 | 34 | 383 | 906 | 47 | 10.5 | .230 |
| Major League Totals |              | 13-17                  | 5.14 | 102 | 25  | 0  | 0  | 0  | 203.0 | 225 | 120 | 116 | 25 | 8  | 65  | 214 | 17 | 9.5  | .277 |

#### MAY'S CAREER FIELDING RECORD

| POSITION | PCT  | G   | PO | A  | E | TC | DP | PB |
|----------|------|-----|----|----|---|----|----|----|
| Pitcher  | .864 | 102 | 7  | 12 | 3 | 22 | 0  | —  |

#### MAY'S BATTING RECORD

| BATTING | AVG  | AB | R | H | 2B | 3B | HR | RBI | SH | SF | HBP | BB | SO | SB | OBP  | OPS  |
|---------|------|----|---|---|----|----|----|-----|----|----|-----|----|----|----|------|------|
| Career  | .000 | 3  | 0 | 0 | 0  | 0  | 0  | 0   | 0  | 0  | 0   | 0  | 3  | 0  | .000 | .000 |



# ADALBERTO MEJÍA

**HEIGHT/WEIGHT:** 6-3/210  
**BATS/THROWS:** R/L  
**BORN:** 6/20/1993 in Bonaio, DR  
**AGE:** 24  
**RESIDES:** Bonaio, DR  
**ACQUIRED:** Trade with San Francisco, 7/28/16  
**M.L. SERVICE:** 150 days  
**CONTRACT STATUS:** Signed thru 2017



**LEFT-HANDED PITCHER**

**49**

**PERSONAL:** Adalberto Mejía (ah-dawl-BARE-toh meh-HEE-uh).

## 2017:

- Pitched in first spring training with the Twins and optioned to Triple-A Rochester April 23.
- Made four starts for the Red Wings, going 0-1, 3.48 ERA (20.2 IP, 8 ER) with three walks and 16 strikeouts.
- Added as 26th man for doubleheader May 21 vs. Kansas City; started Game 2 that day, earning his first major league win, allowing three runs on five hits in 7.0 innings pitched.
- Recalled back to Minnesota May 26 and was part of Twins starting rotation.
- Won three straight starts June 23-July 3, posting a 1.53 ERA (17.2 IP, 3 ER) in that span.
- Placed on 10-day disabled list August 9 with a left arm brachialis strain; made three rehab starts, two with Triple-A Rochester and one with Double-A Chattanooga in the Lookouts' playoff series; reinstated September 13.
- Went 2-2, 2.70 ERA (36.2 IP, 11 ER) in eight road starts and 2-5, 5.58 ERA (61.1 IP, 38 ER) in 13 home starts.
- His 21 starts were the most for a Twins rookie since Scott Diamond in 2012 (27).
- Ranked fourth on Twins staff in starts (21), innings pitched (98.0) and strikeouts (85).
- Finished third among AL rookies in strikeouts (85) and fourth in innings pitched (98.0).

**2016:** Attended Giants spring training; optioned to Double-A Richmond March 14...began season with Richmond going 3-2, 1.94 ERA (65.0 IP, 14 ER) with 16 walks and 58 strikeouts in 11 starts...promoted to Triple-A Sacramento June 17...went 4-1, 4.20 ERA (40.2 IP, 19 ER) with 11 walks and 43 strikeouts in seven starts for Sacramento...traded to Minnesota in exchange for infielder Eduardo Nunez July 28...reported to Triple-A Rochester...made three starts for the Red Wings going 1-2, 4.66 ERA (19.1 IP, 10 ER) with three walks and 20 strikeouts before being recalled August 20...made major league debut August 20 at Kansas City, allowing two runs on five hits in 2.1 innings of relief...optioned back to Rochester following the game...combined to go 9-5, 3.00 ERA (132.0 IP, 44 ER) with 30 walks and 126 strikeouts in 22 starts between Richmond, Sacramento and Rochester...named sixth best prospect and best control in Twins system by *Baseball America*, entering 2017.

**2015:** Returned from his suspension in June after testing positive for banned substance...posted a record of 5-2, 2.45 ERA (51.1 IP, 14 ER) over 12 appearances (nine starts) for Double-A Richmond...pitched in the Arizona Fall League, going 2-2 with a 3.48 ERA in seven starts for the Scottsdale Scorpions...was invited to Giants Major League spring training camp for the first time in his career...added to the Giants 40-man roster on November 20, 2015...ranked by *Baseball America* as the Giants No. 10 prospect entering the 2016 season.

**2014:** Ranked as the Giants fourth best prospect entering the season...spent entire season with Double-A Richmond (San Francisco), going 7-9, 4.67 ERA (108.0 IP, 56 ER) in 22 appearances (21 starts)...was placed on the disabled list with plantar fasciitis from July 5-13...also missed seven days on the disabled list with a blister (July 21-27)...suspended for 50 games by Major League Baseball for testing positive for a banned stimulant on November 14, 2014.

**2013:** Spent a majority of the season with Single-A San Jose (San Francisco)...made 16 starts for San Jose going 7-4, 3.31 ERA (87.0 IP, 32 ER)...made one start for Triple-A Fresno allowing two runs on five hits in 5.0 innings.

**2012:** Spent entire season with Single-A Augusta (San Francisco), making 30 appearances (14 starts)...went 6-5, 4.04 ERA (78.0 IP, 35 ER) with 13 walks and 44 strikeouts in 14 starts.

**2011:** Began professional career with the DSL Giants, making 13 starts and posting a 1.42 ERA (76.0 IP, 12)...did not allow a home run all season and walked eight compared to striking out 71.

**PROFESSIONAL:** Signed by San Francisco as an undrafted free agent February 1, 2011.

| 2017 SINGLE-GAME HIGHS           |                          |  |  |
|----------------------------------|--------------------------|--|--|
| IP: 7.0, 2x, last 7/3 vs. LAA    | Walks: 5, 6/23 at CLE    |  |  |
| SO: 6, 4x, last 8/3 vs. TEX      | CG: - -                  |  |  |
| Win-Streak: 3, 6/23-7/3          | Low-Hit: - -             |  |  |
| CAREER SINGLE-GAME HIGHS         |                          |  |  |
| IP: 7.0, 2x, last 7/3/17 vs. LAA | Walks: 5, 6/23/17 at CLE |  |  |
| SO: 6, 4x, last 8/3/17 vs. TEX   | CG: - -                  |  |  |
| Win-Streak: 3, 6/23-7/3/17       | Low-Hit: - -             |  |  |

| MEJIA'S PITCHING RECORD |            |       |      |     |     |    |     |   |       |     |     |     |    |    |     |     |    |     |      |
|-------------------------|------------|-------|------|-----|-----|----|-----|---|-------|-----|-----|-----|----|----|-----|-----|----|-----|------|
| YEAR                    | CLUB       | W-L   | ERA  | G   | GS  | CG | SHO | S | IP    | H   | R   | ER  | HR | HB | BB  | SO  | WP | K/9 | BAA  |
| 2011                    | DSL Giants | 5-2   | 1.42 | 13  | 13  | 0  | 0   | 0 | 76.0  | 58  | 18  | 12  | 0  | 6  | 8   | 71  | 2  | 8.4 | .209 |
| 2012                    | Augusta    | 10-7  | 3.97 | 30  | 14  | 1  | 0   | 0 | 106.2 | 122 | 57  | 47  | 4  | 4  | 21  | 79  | 6  | 6.7 | .284 |
| 2013                    | Fresno     | 0-0   | 3.60 | 1   | 1   | 0  | 0   | 0 | 5.0   | 5   | 2   | 2   | 2  | 0  | 2   | 2   | 0  | 3.6 | .250 |
|                         | San Jose   | 7-4   | 3.31 | 16  | 16  | 0  | 0   | 0 | 87.0  | 75  | 34  | 32  | 11 | 1  | 23  | 89  | 5  | 9.2 | .228 |
| 2014                    | Richmond   | 7-9   | 4.67 | 22  | 21  | 0  | 0   | 0 | 108.0 | 119 | 62  | 56  | 9  | 0  | 31  | 82  | 2  | 6.8 | .283 |
| 2015                    | Richmond   | 5-2   | 2.45 | 12  | 9   | 0  | 0   | 0 | 51.1  | 38  | 14  | 14  | 2  | 1  | 18  | 38  | 2  | 6.7 | .204 |
| 2016                    | Richmond   | 3-2   | 1.94 | 11  | 11  | 0  | 0   | 0 | 65.0  | 48  | 16  | 14  | 4  | 1  | 16  | 58  | 3  | 8.0 | .203 |
|                         | Sacramento | 4-1   | 4.20 | 7   | 7   | 0  | 0   | 0 | 40.2  | 42  | 19  | 19  | 5  | 0  | 11  | 43  | 0  | 9.5 | .263 |
|                         | MINNESOTA  | 0-0   | 7.71 | 1   | 0   | 0  | 0   | 0 | 2.1   | 5   | 2   | 2   | 0  | 0  | 1   | 0   | 0  | 0.0 | .455 |
|                         | Rochester  | 2-2   | 3.76 | 4   | 4   | 0  | 0   | 0 | 26.1  | 28  | 11  | 11  | 3  | 1  | 3   | 25  | 0  | 8.5 | .269 |
| 2017                    | MINNESOTA  | 4-7   | 4.05 | 21  | 21  | 0  | 0   | 0 | 98.0  | 110 | 52  | 49  | 13 | 5  | 44  | 85  | 2  | 7.8 | .281 |
|                         | Rochester  | 1-1   | 2.83 | 6   | 6   | 0  | 0   | 0 | 28.2  | 26  | 9   | 9   | 1  | 0  | 6   | 22  | 1  | 6.9 | .241 |
| Minor League Totals     |            | 44-30 | 3.27 | 122 | 102 | 1  | 0   | 0 | 594.2 | 561 | 242 | 216 | 41 | 14 | 139 | 509 | 21 | 7.7 | .247 |
| Major League Totals     |            | 4-7   | 4.57 | 22  | 21  | 0  | 0   | 0 | 100.1 | 115 | 54  | 51  | 13 | 5  | 45  | 85  | 2  | 7.6 | .286 |

| MEJIA'S CAREER FIELDING RECORD |      |    |    |   |   |    |    |    |
|--------------------------------|------|----|----|---|---|----|----|----|
| POSITION                       | PCT  | G  | PO | A | E | TC | DP | PB |
| Pitcher                        | .714 | 22 | 2  | 8 | 4 | 14 | 0  | —  |

| MEJIA'S GAME LOGS |      |   |   |    |     |     |       |    |    |       |     |    |    |    |    |     |    |    |      |      |
|-------------------|------|---|---|----|-----|-----|-------|----|----|-------|-----|----|----|----|----|-----|----|----|------|------|
| DATE              | OPP. | W | L | SV | SVO | HLD | ERA   | GS | CG | IP    | H   | R  | ER | HR | BB | IBB | HB | SO | AVG  | #PIT |
| 4/8               | @CWS | 0 | 1 | 0  | 0   | 0   | 10.80 | 1  | 0  | 1.2   | 2   | 3  | 2  | 0  | 2  | 0   | 1  | 0  | .286 | 51   |
| 4/14              | CWS  | 0 | 0 | 0  | 0   | 0   | 4.05  | 1  | 0  | 5.0   | 4   | 1  | 1  | 0  | 3  | 0   | 0  | 4  | .250 | 82   |
| 4/22              | Det  | 0 | 0 | 0  | 0   | 0   | 5.79  | 1  | 0  | 2.2   | 5   | 3  | 3  | 2  | 3  | 0   | 0  | 6  | .297 | 70   |
| APRIL             |      | 0 | 1 | 0  | 0   | 0   | 5.79  | 3  | 0  | 9.1   | 11  | 7  | 6  | 2  | 8  | 0   | 1  | 10 | .297 | 203  |
| 5/21              | KC   | 1 | 0 | 0  | 0   | 0   | 4.96  | 1  | 0  | 7.0   | 5   | 3  | 3  | 2  | 2  | 0   | 0  | 3  | .258 | 89   |
| 5/27              | TB   | 0 | 0 | 0  | 0   | 0   | 4.64  | 1  | 0  | 5.0   | 6   | 2  | 2  | 0  | 2  | 0   | 0  | 6  | .272 | 91   |
| MAY               |      | 1 | 0 | 0  | 0   | 0   | 3.75  | 2  | 0  | 12.0  | 11  | 5  | 5  | 2  | 4  | 0   | 0  | 9  | .250 | 180  |
| 6/1               | @LAA | 0 | 0 | 0  | 0   | 0   | 3.95  | 1  | 0  | 6.0   | 5   | 1  | 1  | 1  | 2  | 0   | 0  | 5  | .265 | 84   |
| 6/7               | @Sea | 0 | 0 | 0  | 0   | 0   | 4.18  | 1  | 0  | 5.0   | 2   | 3  | 3  | 2  | 3  | 0   | 1  | 5  | .246 | 95   |
| 6/12              | Sea  | 0 | 1 | 0  | 0   | 0   | 5.75  | 1  | 0  | 3.2   | 9   | 9  | 8  | 0  | 2  | 1   | 0  | 4  | .275 | 77   |
| 6/17              | Cle  | 0 | 1 | 0  | 0   | 0   | 5.53  | 1  | 0  | 4.2   | 5   | 2  | 2  | 2  | 3  | 1   | 0  | 3  | .276 | 85   |
| 6/23              | @Cle | 1 | 0 | 0  | 0   | 0   | 4.93  | 1  | 0  | 5.0   | 2   | 0  | 0  | 0  | 5  | 0   | 0  | 4  | .257 | 104  |
| 6/28              | @Bos | 1 | 0 | 0  | 0   | 0   | 4.38  | 1  | 0  | 5.2   | 5   | 0  | 0  | 0  | 1  | 0   | 1  | 3  | .254 | 101  |
| JUNE              |      | 2 | 2 | 0  | 0   | 0   | 4.20  | 6  | 0  | 30.0  | 28  | 15 | 14 | 5  | 16 | 2   | 2  | 24 | .241 | 546  |
| 7/3               | LAA  | 1 | 0 | 0  | 0   | 0   | 4.32  | 1  | 0  | 7.0   | 9   | 3  | 3  | 1  | 1  | 0   | 0  | 5  | .262 | 102  |
| 7/8               | Bal  | 0 | 1 | 0  | 0   | 0   | 4.43  | 1  | 0  | 6.2   | 5   | 4  | 4  | 1  | 3  | 1   | 0  | 6  | .256 | 92   |
| 7/17              | NYN  | 0 | 0 | 0  | 0   | 0   | 4.22  | 1  | 0  | 5.1   | 5   | 1  | 1  | 0  | 0  | 0   | 1  | 4  | .256 | 76   |
| 7/23              | Det  | 0 | 0 | 0  | 0   | 0   | 4.10  | 1  | 0  | 4.1   | 5   | 2  | 1  | 0  | 2  | 0   | 0  | 5  | .257 | 96   |
| 7/29              | @Oak | 0 | 0 | 0  | 0   | 0   | 4.07  | 1  | 0  | 5.0   | 8   | 2  | 2  | 0  | 2  | 0   | 0  | 2  | .264 | 97   |
| JULY              |      | 1 | 1 | 0  | 0   | 0   | 3.49  | 5  | 0  | 28.1  | 32  | 12 | 11 | 2  | 8  | 1   | 1  | 22 | .281 | 463  |
| 8/3               | Tex  | 0 | 1 | 0  | 0   | 0   | 4.30  | 1  | 0  | 4.0   | 7   | 4  | 4  | 1  | 3  | 0   | 0  | 6  | .271 | 91   |
| 8/8               | Mil  | 0 | 0 | 0  | 0   | 0   | 4.47  | 1  | 0  | 3.0   | 7   | 3  | 3  | 0  | 1  | 1   | 0  | 3  | .279 | 64   |
| AUGUST            |      | 0 | 1 | 0  | 0   | 0   | 9.00  | 2  | 0  | 7.0   | 14  | 7  | 7  | 1  | 4  | 1   | 0  | 9  | .424 | 155  |
| 9/16              | Tor  | 0 | 1 | 0  | 0   | 0   | 4.62  | 1  | 0  | 3.0   | 5   | 3  | 3  | 1  | 0  | 0   | 0  | 3  | .282 | 57   |
| 9/21              | @Det | 0 | 0 | 0  | 0   | 0   | 4.48  | 1  | 0  | 4.2   | 4   | 1  | 1  | 0  | 1  | 0   | 0  | 5  | .279 | 79   |
| 9/27              | @Cle | 0 | 1 | 0  | 0   | 0   | 4.57  | 1  | 0  | 3.2   | 5   | 2  | 2  | 0  | 3  | 0   | 1  | 3  | .286 | 69   |
| SEPT.             |      | 0 | 2 | 0  | 0   | 0   | 4.76  | 3  | 0  | 11.1  | 14  | 6  | 6  | 1  | 4  | 0   | 1  | 11 | .298 | 205  |
| Totals            |      | 4 | 7 | 0  | 0   | 0   | 4.57  | 21 | 0  | 100.1 | 115 | 54 | 51 | 13 | 45 | 4   | 5  | 85 | .286 | 1794 |





# GABRIEL MOYA

**HEIGHT/WEIGHT:** 6-0/220  
**BATS/THROWS:** L/L  
**BORN:** 1/9/95 in Cabimas, VZ  
**AGE:** 22  
**ACQUIRED:** Trade with ARI, 7/27/17  
**M.L. SERVICE:** 19 days  
**CONTRACT STATUS:** Signed thru 2017



**LEFT-HANDED PITCHER**

**58**

## 2017:

- Began the season with Double-A Jackson (Arizona).
- Rated as the 25th-best prospect in the Arizona system by MLB.com prior to the season.
- Went 17-for-17 in save opportunities with the Generals... did not allow an earned run in last 24 appearances with the Generals (30.1 IP, 1 unearned run).
- Named Southern League Midseason All-Star after posting a record of 4-1, 1.15 ERA (31.1 IP, 4 ER), with 12 walks, 50 strikeouts and a .135 opponent batting average.
- Named the Southern League Relief Pitcher of the Month for June after pitching 13.0 scoreless innings in 10 appearances, allowing five hits and two walks with 17 strikeouts and a .119 opponent batting average.
- Acquired by Minnesota in exchange for catcher John Ryan Murphy on July 27 and reported to Double-A Chattanooga.
- Appeared in 13 games for the Lookouts, going 7-for-7 in saves while posting a 0.61 ERA (14.2 IP, 1 ER) with three walks, 19 strikeouts and a .157 opponent batting average.
- Named Southern League Postseason All-Star.
- Contract selected by Minnesota September 12.
- Made major league debut September 12 vs. San Diego, pitching 1.0 scoreless inning...recorded first strikeout, fanning Jabari Blash.
- Earned first career save October 1 vs. Detroit, pitching 1.2 perfect innings.

**2016:** Began the season with Single-A Visalia and made one appearance before being transferred to Single-A Kane County...made 12 appearances with the Cougars, allowing a run in just two of the 12...transferred to Visalia May 22 and finished the season with the Rawhide making 40 appearances...finished the season going 4-for-5 in save opportunities over his final eight appearances.

**2015:** Spent second full season with Single-A Missoula making 25 appearances, all in relief...pitched for Aguilas del Zulia in the Venezuelan Winter League following the season, appearing in 24 games.

**2014:** Spent the entire season with Single-A Missoula...began the season as a starter before making three relief appearances in his final five outings...12 starts on the season are the only starts of his career.

**2013:** Spent his entire second season with the DSL Diamondbacks as the teams closer...converted six saves in nine opportunities...played in two games for Aguilas del Zulia in the Venezuelan Winter League.

**2012:** Began professional career with the DSL Diamondbacks.

**PROFESSIONAL:** Signed by Arizona as an undrafted free agent, March 27, 2012.

## 2017 SINGLE-GAME HIGHS

|                       |                              |
|-----------------------|------------------------------|
| IP: 1.2, 10/1 vs. DET | BB: 1, 2x, last 9/16 vs. TOR |
| SO: 2, 10/1 vs. DET   | CG: --                       |
| Win-Streak: --        | Low-Hit: --                  |

## CAREER SINGLE-GAME HIGHS

|                       |                                 |
|-----------------------|---------------------------------|
| IP: 1.2, 10/1 vs. DET | BB: 1, 2x, last 9/16/17 vs. TOR |
| SO: 2, 10/1 vs. DET   | CG: --                          |
| Win-Streak: --        | Low-Hit: --                     |

| MOYA'S PITCHING RECORD |             |       |      |     |    |    |    |    |       |     |    |    |    |    |    |     |    |      |      |
|------------------------|-------------|-------|------|-----|----|----|----|----|-------|-----|----|----|----|----|----|-----|----|------|------|
| YEAR                   | CLUB        | W-L   | ERA  | G   | GS | CG | SH | SV | IP    | H   | R  | ER | HR | HB | BB | SO  | WP | K/9  | BAA  |
| 2012                   | DSL D-backs | 1-2   | 2.55 | 15  | 0  | 0  | 0  | 0  | 24.2  | 16  | 8  | 7  | 0  | 0  | 10 | 30  | 3  | 10.9 | .188 |
| 2013                   | DSL D-backs | 2-1   | 1.50 | 19  | 0  | 0  | 0  | 6  | 30.0  | 25  | 14 | 5  | 1  | 2  | 5  | 33  | 4  | 9.9  | .221 |
| 2014                   | Missoula    | 5-4   | 6.00 | 15  | 12 | 0  | 0  | 0  | 63.0  | 83  | 47 | 42 | 8  | 5  | 19 | 68  | 8  | 9.7  | .318 |
| 2015                   | Missoula    | 2-1   | 1.93 | 25  | 0  | 0  | 0  | 0  | 23.1  | 15  | 6  | 5  | 2  | 0  | 8  | 36  | 0  | 13.9 | .185 |
| 2016                   | Kane County | 1-0   | 0.47 | 12  | 0  | 0  | 0  | 0  | 19.0  | 12  | 2  | 1  | 0  | 0  | 4  | 20  | 0  | 9.5  | .179 |
|                        | Visalia     | 5-1   | 2.01 | 40  | 0  | 0  | 0  | 5  | 44.2  | 26  | 12 | 10 | 2  | 1  | 13 | 62  | 5  | 12.5 | .167 |
| 2017                   | Jackson     | 4-1   | 0.82 | 34  | 0  | 0  | 0  | 17 | 43.2  | 22  | 5  | 4  | 1  | 1  | 12 | 58  | 2  | 12.0 | .148 |
|                        | Chattanooga | 2-0   | 0.61 | 13  | 0  | 0  | 0  | 7  | 14.2  | 8   | 1  | 1  | 1  | 0  | 3  | 19  | 0  | 11.7 | .157 |
|                        | MINNESOTA   | 0-0   | 4.26 | 7   | 0  | 0  | 0  | 1  | 6.1   | 5   | 3  | 3  | 2  | 0  | 2  | 5   | 0  | 7.1  | .208 |
| Minor League Totals    |             | 22-10 | 2.57 | 173 | 12 | 0  | 0  | 35 | 263.0 | 207 | 95 | 75 | 15 | 9  | 74 | 336 | 20 | 11.5 | .215 |
| Major League Totals    |             | 0-0   | 4.26 | 7   | 0  | 0  | 0  | 1  | 6.1   | 5   | 3  | 3  | 2  | 0  | 2  | 5   | 0  | 7.1  | .208 |

| MOYA'S CAREER FIELDING RECORD |       |   |    |   |   |    |    |    |
|-------------------------------|-------|---|----|---|---|----|----|----|
| POSITION                      | PCT   | G | PO | A | E | TC | DP | PB |
| Pitcher                       | 1.000 | 7 | 1  | 0 | 0 | 1  | 0  | —  |

| MOYA'S GAME LOGS |      |   |   |    |     |     |      |    |    |     |   |   |    |    |    |     |    |    |      |      |
|------------------|------|---|---|----|-----|-----|------|----|----|-----|---|---|----|----|----|-----|----|----|------|------|
| DATE             | OPP. | W | L | SV | SVO | HLD | ERA  | GS | CG | IP  | H | R | ER | HR | BB | IBB | HB | SO | AVG  | #PIT |
| 9/12             | SD   | 0 | 0 | 0  | 0   | 0   | 0.00 | 0  | 0  | 1.0 | 0 | 0 | 0  | 0  | 1  | 0   | 0  | 1  | .000 | 13   |
| 9/16             | Tor  | 0 | 0 | 0  | 0   | 0   | 4.50 | 0  | 0  | 1.0 | 1 | 1 | 1  | 1  | 1  | 0   | 0  | 0  | .143 | 18   |
| 9/19             | @NYY | 0 | 0 | 0  | 0   | 0   | 3.00 | 0  | 0  | 1.0 | 1 | 0 | 0  | 0  | 0  | 0   | 0  | 1  | .182 | 14   |
| 9/23             | @Det | 0 | 0 | 0  | 0   | 0   | 4.50 | 0  | 0  | 1.0 | 1 | 1 | 1  | 1  | 0  | 0   | 0  | 0  | .200 | 19   |
| 9/26             | @Cle | 0 | 0 | 0  | 0   | 0   | 6.23 | 0  | 0  | 0.1 | 1 | 1 | 1  | 0  | 0  | 0   | 0  | 0  | .235 | 3    |
| 9/27             | @Cle | 0 | 0 | 0  | 0   | 0   | 5.79 | 0  | 0  | 0.1 | 1 | 0 | 0  | 0  | 0  | 0   | 0  | 1  | .263 | 16   |
| 10/1             | Det  | 0 | 0 | 1  | 1   | 0   | 4.26 | 0  | 0  | 1.2 | 0 | 0 | 0  | 0  | 0  | 0   | 0  | 2  | .208 | 22   |
| SEPT./OCT.       |      | 0 | 0 | 1  | 1   | 0   | 4.26 | 0  | 0  | 6.1 | 5 | 3 | 3  | 2  | 2  | 0   | 0  | 5  | .208 | 105  |
| Totals           |      | 0 | 0 | 1  | 1   | 0   | 4.26 | 0  | 0  | 6.1 | 5 | 3 | 3  | 2  | 2  | 0   | 0  | 5  | .208 | 105  |



@RYANO\_OURKE

# RYAN O'ROURKE

**HEIGHT/WEIGHT:** 6-3/228  
**BATS/THROWS:** R/L  
**BORN:** 4/30/88 in Worcester, MA  
**AGE:** 29  
**RESIDES:** Worcester, MA  
**ACQUIRED:** 13th round, 2010 First-Year Player Draft  
**M.L. SERVICE:** 2 years, 6 days  
**CONTRACT STATUS:** Signed thru 2017



LEFT-HANDED PITCHER

61

**PERSONAL:** Ryan Patrick O'Rourke...2006 graduate of St. John's (MA) High School...attended Merrimack College for four years from 2007-10, going 13-7, 1.95 ERA (189.0 IP, 41 ER) with 53 walks and 193 strikeouts in 34 games (22 starts).

## 2017:

- Pitched in Twins spring training for third time in career.
- Placed on 10-day disabled list March 30 with a left forearm strain.
- Had "Tommy John" Surgery on left elbow May 2...missed entire season recovering from surgery.
- Transferred to 60-day disabled list April 24.

**2016:** Began season with Triple-A Rochester and made two appearances for the Wings before being recalled April 16...recorded first career major league at-bat April 24 at Washington, grounding out in the 15th inning of a 16-inning Twins 6-5 defeat...made eight appearances for the Twins, posting a 4.91 ERA (7.1 IP, 4 ER) with five walks and five strikeouts and was designated for release or assignment May 6 (Ervin Santana reinstated from disabled list)...posted scoreless appearances in 21 of 22 outings for the Red Wings from June 8-August 9, posting a 1.00 ERA (18.0 IP, 2 ER) with four walks and 21 strikeouts in that span...contract selected from Rochester for last stint with Twins August 13...held left-handed batters to a .077 (2-for-26) average with Twins while right-handers hit .262 (16-for-61)...allowed just two of 17 inherited runners to score (11.8%) second lowest percentage among Twins relievers...combined to go 1-2, 2.89 ERA (53.0 IP, 17 ER) with 16 walks and 53 strikeouts in 59 games between Rochester and Minnesota.

**2015:** Was Twins spring training invite for first time in career and was reassigned to minor league camp March 25...began season with Double-A Chattanooga, appearing in two games before being promoted to Triple-A Rochester April 17...posted a 5.93 ERA (13.2 IP, 9 ER) with seven walks, 22 strikeouts and one home run allowed in 20 games for the Red Wings...held left-handed hitters to a .125 (3-for-24) batting average and right-handers to .357 (10-for-28)...contract selected by Minnesota July 7 as the Twins optioned Aaron Thompson to Rochester...made major league debut July 7 vs. Baltimore, tossing 1.0 shutout inning, including first career strikeout, fanning Steve Pearce...held opponents scoreless in first six appearances and in 11 of his 12 appearances July 7-August 4...held left-handed batters to a .171 (7-for-41) batting average with Minnesota and right-handed batters to a .231 (9-for-39) average...held first-batters-faced with Twins to a .120 (3-for-25) batting average...ranked third among AL left-handed rookies in appearances (25) post-All-Star Break and ranked seventh in baseball.

**2014:** Began season with Double-A New Britain...did not allow a run in 13 straight appearances (8.0 IP) May 17-June 27; allowed just two runs in a 22-game span May 17-July 25, posting a 1.38 ERA during that time...25 of 50 outings for Rock Cats were less than 1.0 inning pitched...held left-handed hitters to a .103 (7-for-68) batting average with 41 strikeouts and four walks for the Rock Cats...promoted to Triple-A Rochester August 31 and made one appearance for the Red Wings, pitching 1.0 scoreless inning of relief that day at Pawtucket...combined to go 2-4, 3.89 ERA (41.2 IP, 18 ER) with 16 walks and 53 strikeouts in 51 games between both levels...pitched for Aguilas del Zulia in the Venezuelan Winter League, going 1-1, 3.55 ERA (12.2 IP, 5 ER) in 21 games.

**2013:** Began season with Single-A Ft. Myers...placed on 7-day disabled list April 20 with left ribcage muscle strain; reinstated May 26...pitched 16.0 scoreless innings to begin season April 4-June 8...promoted to Double-A New Britain July 17...combined to go 5-3, 3.15 ERA (45.2 IP, 16 ER) with 15 walks and 40 strikeouts in 34 games between both levels combined.

**2012:** Began season with Single-A Beloit...went 2-5, 5.59 ERA (56.1 IP, 35 ER) for the Snappers, holding left-handed hitters to a .161 (9-for-56) batting average...promoted to Single-A Ft. Myers July 28...combined to go 2-6, 5.57 ERA (74.1 IP, 46 ER) in 38 games (2 starts) at both levels combined.

**2011:** Spent second professional season with Single-A Beloit...posted a 1.55 ERA (40.2 IP, 7 ER) in 16 appearances in May and June combined...went 0-1, 1.85 ERA (24.1 IP, 5 ER) in 17 relief appearances and 5-4, 3.56 ERA (86.0 IP, 34 ER) in 17 starts...struck out eight-plus in six of 17 starts...named a MiLB.com Twins Organizational All-Star.

**2010:** Spent first professional season with Rookie Elizabethton, going 1-3, 5.10 ERA (42.1 IP, 24 ER) with seven walks and 39 strikeouts in 13 games (5 starts).

**PROFESSIONAL:** Selected by Twins in 13th round of 2010 First-Year Player Draft; signed by scout John Wilson.

| 2017 SINGLE-GAME HIGHS   |  |                         |  |
|--------------------------|--|-------------------------|--|
| IP: --                   |  | Walks: --               |  |
| SO: --                   |  | CG: --                  |  |
| Win-Streak: --           |  | Low-Hit: --             |  |
| CAREER SINGLE-GAME HIGHS |  |                         |  |
| IP: 3.2, 4/24/16 at WAS  |  | Walks: 3, 8/8/15 at CLE |  |
| SO: 4, 10/2/16 at CWS    |  | CG: --                  |  |
| Win-Streak: --           |  | Low-Hit: --             |  |

# O'ROURKE'S PITCHING RECORD

| YEAR                | CLUB          | W-L                    | ERA  | G   | GS | CG | SH | SV | IP    | H   | R   | ER  | HR | HB | BB  | SO  | WP | K/9  | BAA  |
|---------------------|---------------|------------------------|------|-----|----|----|----|----|-------|-----|-----|-----|----|----|-----|-----|----|------|------|
| 2010                | Elizabethhton | 1-3                    | 5.10 | 13  | 5  | 0  | 0  | 0  | 42.1  | 52  | 26  | 24  | 2  | 3  | 7   | 39  | 3  | 8.3  | .306 |
| 2011                | Beloit        | 5-5                    | 3.18 | 34  | 17 | 0  | 0  | 1  | 110.1 | 116 | 45  | 39  | 7  | 2  | 32  | 107 | 5  | 8.7  | .272 |
| 2012                | Beloit        | 2-5                    | 5.59 | 29  | 2  | 0  | 0  | 2  | 56.1  | 61  | 38  | 35  | 7  | 0  | 16  | 56  | 6  | 8.9  | .272 |
|                     | Ft. Myers     | 0-1                    | 5.50 | 9   | 0  | 0  | 0  | 0  | 18.0  | 22  | 13  | 11  | 1  | 1  | 4   | 16  | 3  | 8.0  | .297 |
| 2013                | Ft. Myers     | 5-1                    | 2.22 | 17  | 0  | 0  | 0  | 3  | 28.1  | 19  | 7   | 7   | 3  | 0  | 8   | 21  | 2  | 6.7  | .190 |
|                     | New Britain   | 0-2                    | 4.67 | 17  | 0  | 0  | 0  | 2  | 17.1  | 15  | 10  | 9   | 0  | 0  | 7   | 19  | 3  | 9.9  | .238 |
| 2014                | New Britain   | 2-4                    | 3.98 | 50  | 0  | 0  | 0  | 4  | 40.2  | 36  | 24  | 18  | 5  | 0  | 16  | 52  | 1  | 11.5 | .232 |
|                     | Rochester     | 0-0                    | 0.00 | 1   | 0  | 0  | 0  | 0  | 1.0   | 1   | 0   | 0   | 0  | 0  | 0   | 1   | 1  | 9.0  | .250 |
| 2015                | Chattanooga   | 0-0                    | 0.00 | 2   | 0  | 0  | 0  | 0  | 1.1   | 2   | 0   | 0   | 0  | 0  | 0   | 3   | 0  | 20.3 | .333 |
|                     | Rochester     | 0-0                    | 5.93 | 20  | 0  | 0  | 0  | 0  | 13.2  | 13  | 9   | 9   | 1  | 0  | 7   | 22  | 1  | 14.5 | .250 |
|                     | MINNESOTA     | 0-0                    | 6.14 | 28  | 0  | 0  | 0  | 0  | 22.0  | 16  | 15  | 15  | 3  | 0  | 15  | 24  | 2  | 9.8  | .200 |
| 2016                | Rochester     | 1-1                    | 1.93 | 33  | 0  | 0  | 0  | 1  | 28.0  | 26  | 9   | 6   | 1  | 1  | 6   | 29  | 0  | 9.3  | .255 |
|                     | MINNESOTA     | 0-1                    | 3.96 | 26  | 0  | 0  | 0  | 0  | 25.0  | 18  | 13  | 11  | 3  | 1  | 10  | 24  | 2  | 8.6  | .207 |
| 2017                | MINNESOTA     | DID NOT PLAY - INJURED |      |     |    |    |    |    |       |     |     |     |    |    |     |     |    |      |      |
| Minor League Totals |               | 16-22                  | 3.98 | 225 | 24 | 0  | 0  | 13 | 357.1 | 363 | 181 | 158 | 27 | 7  | 103 | 365 | 25 | 9.2  | .264 |
| Major League Totals |               | 0-1                    | 4.98 | 54  | 0  | 0  | 0  | 0  | 47.0  | 34  | 28  | 26  | 6  | 1  | 25  | 48  | 4  | 9.2  | .204 |

# O'ROURKE'S CAREER FIELDING RECORD

| POSITION | PCT   | G  | PO | A | E | TC | DP | PB |
|----------|-------|----|----|---|---|----|----|----|
| Pitcher  | 1.000 | 54 | 5  | 4 | 0 | 9  | 0  | —  |

# O'ROURKE'S CAREER BATTING RECORD

| BATTING | AVG  | AB | R | H | 2B | 3B | HR | RBI | SH | SF | HBP | BB | SO | SB | OBP  | OPS  |
|---------|------|----|---|---|----|----|----|-----|----|----|-----|----|----|----|------|------|
| Career  | .000 | 1  | 0 | 0 | 0  | 0  | 0  | 0   | 0  | 0  | 0   | 0  | 0  | 0  | .000 | .000 |



# GLEN PERKINS

**HEIGHT/WEIGHT:** 6-0/205  
**BATS/THROWS:** L/L  
**BORN:** 3/2/83 in St. Paul, MN  
**AGE:** 34  
**RESIDES:** Lakeville, MN  
**ACQUIRED:** 1st round (22nd overall),  
 2004 First-Year Player Draft  
**M.L. SERVICE:** 10 years, 10 days  
**CONTRACT STATUS:** Signed thru 2017

@GLENPERKINS



LEFT-HANDED PITCHER

15

★ 2013 '14 '15

**PERSONAL:** Glen Weston Perkins...wife, Alisha (Weber)...daughters, Addison (11/21/06) and Lyla (8/10/08)...2001 graduate of Stillwater (MN) High School, where he was named All-State in 2001...attended University of Minnesota, where he was named First-Team All-Big Ten, Big Ten Freshman of the Year, *Baseball America* First-Team Freshman All-American and was one of four collegiate baseball Freshmen of the Year in 2003...set school single-season record for strikeouts (117) in 2003...named Big Ten Pitcher of the Year and First-Team All-Big Ten in 2004...selected to Louisville Slugger team, Second-Team Collegiate Baseball News, Third-Team *Baseball America* and Third-Team ABCA All-American teams in 2004...named Midwest Scouts Association College Player of the Year in 2004...was first Big Ten pitcher in history to win all of his conference starts in a season, going 8-0 in 2004...active supporter of the Leukemia & Lymphoma Society, participating in Lefties Lunkers fishing tournament and the Light The Night Walk...along with his wife Alisha, hosts Fifteen's 5K run to benefit the Cystic Fibrosis Foundation...participates annually in Twins Winter Caravan.

**CAREER HIGHLIGHTS:** Is third on Twins all-time list in saves (120), trailing Joe Nathan (260) and Rick Aguilera (254) and sixth in games (409)...started professional career as starting pitcher and became reliever in 2010; replaced Matt Capps as Twins closer in 2012...saved 28 straight games to start 2015 season, the longest save streak in Twins history...saved 30 games in three straight seasons (2013-15), the fourth clutch in club history with three or more consecutive 30-save seasons, joining Jeff Reardon (1987-89), Rick Aguilera (1990-93) and Joe Nathan (2004-09)...named All-Star in 2013, '14 and '15, earning the save in 2014 at Target Field and finishing the 2015 game at Great American Ball Park...2011 and '13 Joseph W. Haynes Award winner for Twins Pitcher of the Year...second-longest tenured player in organization, having been drafted in 2004 (Mauer, 2001)...drafted 22nd overall by Twins in 2004, one pick ahead of Phil Hughes (New York-AL); the 22nd slot was a compensation pick from Seattle for the Twins' loss of Eddie Guardado...one of 29 Minnesota natives to play for Twins...one of 38 different University of Minnesota Golden Gophers to be drafted by the Twins.

## 2017:

- Placed on 60-day disabled list April 2 while rehabbing from off-season left shoulder surgery.
- Started rehab assignment in late July, appearing with GCL Twins, Single-A Ft. Myers and Double-A Chattanooga.
- Made season debut August 17 vs. Cleveland, allowing two runs on two hits in 0.1 inning pitched; first major league appearance in 493 days.
- Appeared in eight games to finish the season.
- Made final appearance September 30 vs. Detroit, pitching 0.1 scoreless inning at Target Field.

**2016:** Made Twins Opening Day roster for seventh time in career and sixth straight season...appeared in 400th career game April 9 at Kansas City, recorded 500th career strikeout, fanning Mike Moustakas...appeared in just two games for the Twins, pitching 2.0 total innings...placed on 15-day April 13 with left posterior shoulder strain...had season-ending surgery to repair torn labrum in left shoulder June 23, a surgery performed by Dr. Neal ElAttrache.

**2015:** Made Twins Opening Day roster for sixth time in career and fifth straight season...made 300th career relief appearance April 17 vs. Cleveland...recorded 89th career save April 15 vs. Kansas City, passing Al Worthington and moving into sole possession of sixth on the Twins all-time list...recorded 100th career save May 15 vs. Tampa Bay, tossing 1.0 scoreless inning...did not walk a batter in first 19 games, a streak that lasted until May 20 at Pittsburgh, walking Jung-ho Kang; streak snapped at 19.0 innings...recorded 104th career save May 23 at Chicago-AL, tying Jeff Reardon for fifth on Twins all-time list...recorded 105th career save May 26 vs. Boston, passing Reardon and moving into sole possession of fifth...saved 18th consecutive game May 27 vs. Boston, setting a Twins record for a save streak to begin a season...previous record held by Eddie Guardado, who saved 17 from March 31-June 5, 2003...finished May with 13 saves, setting a Twins record for saves in a single month...recorded 108th career save June 3 at Boston, tying Ron Davis for fourth on Twins all-time list...recorded 109th career save June 7 vs. Milwaukee, passing Davis and moving into sole possession of fourth...made 327th career relief appearance June 27 at Milwaukee, tying Al Worthington for eighth on the Twins all-time list for relief appearances...made 328th career appearance June 30 at Cincinnati, moving into sole possession of eighth place...made 329th career relief appearance July 2 at Kansas City, tying Mike Trombley for seventh on the Twins all-time list for relief appearances...made 330th July 4 at Kansas City, moving into sole possession of seventh place...recorded 28th straight save July 8 vs. Baltimore, setting club record for a save streak, passing Nathan's 27 from May 8-August 15, 2004...the save also tied Guardado (116) for third on Twins all-time list...

| 2017 SINGLE-GAME HIGHS            |                           |  |  |
|-----------------------------------|---------------------------|--|--|
| IP: 1.0, 4x, last 9/20 at NYY     | Walks: 2, 9/4 at TB       |  |  |
| SO: 1, 2x, last 8/30 vs. CWS      | CG: - -                   |  |  |
| Save Streak: - -                  | Low-Hit: - -              |  |  |
| CAREER SINGLE-GAME HIGHS          |                           |  |  |
| IP: 8.0, 6x, last 4/19/09 vs. LAA | Walks: 4, 5/13/09 vs. DET |  |  |
| SO: 7, 6/30/08 vs. DET            | CG: - -                   |  |  |
| Save Streak: 28, 4/8-7/28/15      | Low-Hit: - -              |  |  |



passed Guardado with 117th career save July 23 at Los Angeles-AL...led the AL in saves (28) pre-All-Star break and posted a 1.21 ERA (37.1 IP, 5 ER) with opponents hitting .188 (26-for-138) with five walks and 36 strikeouts...selected to third consecutive All-Star team, becoming the fourth Twins pitcher to ever be named to three consecutive All-Star teams (Camilo Pascual, 1961-1962 [2x]; Rick Aguilera, 1991-93; and Johan Santana, 2005-07)...pitched the ninth inning for the AL, allowing one run on one hit while throwing just nine pitches...appeared in 376th career game July 8 vs. Baltimore, tying Jesse Crain and Jim Perry for eighth on Twins all-time list; appeared in 377th career game July 11 vs. Detroit, passing both and moving into sole possession of eighth...blew first save July 18 at Oakland, allowing one run in the ninth inning of a 2-1 Twins lead, snapping save-streak at 28...appeared in 378th career game July 23 at Los Angeles-AL, tying Brad Radke for seventh on Twins all-time list; appeared in 379th career game July 25 vs. New York-AL, passing Radke and moving into sole possession of seventh...saved 30th game of season August 7 at Cleveland, pitching 1.0 scoreless inning, giving him three straight 30-save seasons...became fourth closer in club history with three-or-more consecutive 30-save seasons, joining Jeff Reardon (1987-89), Rick Aguilera (1990-93) and Joe Nathan (2004-09)...appeared in 386th career game August 15 vs. Cleveland, tying Juan Rincon for sixth on Twins all-time list; appeared in 387th career game August 16 vs. Cleveland, passing Rincon and moving into sole possession of sixth...left New York to travel to Minnesota to receive cortisone shot in neck August 19, missing one game and met team in Baltimore the next day...suffered back spasms in early September, missing 16 games...pitched primarily out of the seventh and eighth inning in final half of September...finished tied for eighth in the AL in saves (32).

**2014:** Converted first save April 3 at Chicago-AL with 1.0 scoreless inning, passing Mike Marshall and moving into sole possession of eighth on the Twins all-time list...set season-high with save streak of 10 straight, done twice: April 3-May 11 and June 21-August 5...selected to his second career All-Star Team — second consecutively — ranking fourth in the AL with 22 saves (25 opportunities) in 39 games pre-All-Star break, including a 2.97 ERA (39.1 IP, 13 ER)...selected by AL Manager Boston's John Farrell...made first career All-Star appearance, tossing a scoreless ninth inning to teammate Kurt Suzuki, earning the save and securing a 5-3 AL victory...recorded 76th career save July 10 at Seattle, tying Ron Perranoski for seventh on the Twins all-time list; saved 77th career game July 21 vs. Cleveland, moving into sole possession of seventh place...saved 30th game August 13 at Houston, becoming the sixth closer in Twins history to save 30 games in consecutive seasons, joining Ron Perranoski (1969-70), Jeff Reardon (1987-89), Rick Aguilera (1990-93), Eddie Guardado (2002-03) and Joe Nathan (2005-09)...allowed just one home run in a stretch of 44 games (44.1 IP) May 1 (Game 1)-August 24, the home run coming June 8 vs. Houston, a grand slam by Jon Singleton; posted a streak of 28 games (28.0 IP) without allowing a home run during that time June 10-August 24...recorded 88th career save September 14 at Chicago-AL, tying Al Worthington for sixth on the Twins all-time list...made final appearance September 16 vs. Detroit and was shutdown for the season with a left forearm muscle strain and nerve irritation in left elbow...saved 34 games (41 opportunities), the second most of his career and sixth most in the AL...appeared in 63 games, tied for 10th most among left-handed relievers in the AL...posted a strikeout-to-walk ratio of 6.00, the highest of career and ninth best in the AL among relievers and ninth best in baseball...posted a walks-per-9.0 IP ratio of 1.61, the best of career, and 10th best in the AL among relievers.

**2013:** Earned the win in first appearance April 3 vs. Detroit, tossing 1.0 scoreless inning...converted each of his first seven save opportunities April 6-May 9...struck out at least one batter in 13 consecutive appearances April 16-June 4, totaling 31 in that span (17.2 IP)...did not allow a run in 11 June appearances (11.0 IP), allowing just four hits and one walk...converted 14 consecutive save opportunities May 29-July 22; did not allow a run in that span, 19 straight appearances (19.1 IP)...did not allow a home run in 23 consecutive appearances May 25-July 23; Twins went 22-1 in that span...walked just two batters in a 25-game span (25.1 IP) May 15-July 22...saved 21 games, posted a 1.82 ERA (34.2 IP, 7 ER) and held opponents to a .172 batting average in the first half and was selected to the American League All-Star team, the first of his career...he became the fourth Minnesota native to represent the Twins in the All-Star Game (Kent Hrbek, Jack Morris and Joe Mauer)...recorded 46th career save August 9 at Chicago-AL, passing Matt Capps (45) and moving into sole possession of 10th place on the Twins all-time list...recorded 30th save August 22 at Detroit, becoming the 13th pitcher in club history to reach the 30-save plateau in a single season...recorded 51st career save September 9 vs. Los Angeles-AL, tying Bill Campbell for ninth on Twins all-time list...recorded 52nd career save September 10 vs. Oakland, passing Campbell and moving into sole possession of ninth place...recorded 54th career save September 18 at Chicago-AL, tying Mike Marshall for eighth on the Twins all-time list...led Twins relievers in strikeouts (77) and ranked third in the AL among left-handed relievers...struck out at least one batter in 49 of 61 appearances and multiple batters in 25 appearances...ranked seventh in the AL in save percentage (90.0), ninth in saves (36) and opponent batting average for relievers (.196)...was given the Joseph W. Haynes Award for Twins Pitcher of the Year, voted on by the Twins Cities Chapter of the BBWAA...also given Carl R. Pohlad Community Service Award, voted on by the Twins Community Fund Board of Directors.

**2012:** Made Twins Opening Day roster for third time in career and second straight season...signed a three-year extension with club option for fourth year March 8...allowed just two runs in a 20-game span (19.1 IP) with an ERA of 0.93 May 13-June 30...earned first win of season, tossing 1.0 scoreless inning May 29 vs. Oakland...posted an ERA of 1.42 (12.2 IP, 2 ER) in 13 May appearances and a 1.54 ERA (11.2 IP, 2 ER) in 12 June appearances...recorded third and fourth career saves in back-to-back appearances June 20 at Pittsburgh and June 22 at Cincinnati in Matt Capps' absence (DL)...struck out at least one batter in nine straight games (13 total) June 5-25, his third longest streak of career...made 200th career appearance August 25 at Texas...set single-season career-high with 66th appearance September 23 at Detroit...converted 12 straight save opportunities July 20-September 28, which was third best in baseball at the time...18 of final 21 appearances were scoreless August 7-October 1, posting a 1.23 ERA (22.0 IP, 3 ER) in that span...walked just one batter in final 19 appearances (67 batters-faced) August 15-October 1...struck out multiple batters on 24 occasions and three batters on six occasions...was one of just two AL relievers and seven relievers in baseball with at least 10 holds (11) and 15 saves (16), the others being Santiago Casilla (12 H, 25 S), Steve Chisek (13 H, 15 S), Heath Bell (13 H, 19 S), Jonathan Broxton (10 H, 27 S), Grant Balfour (15 H, 24 S) and Tyler Clippard (13 H, 32 S)...ranked second in baseball in saves for a left-hander (16) behind Aroldis Chapman (38)...tied for fourth in AL in games among lefties (70)...named to 2013 USA roster for World Baseball Classic.

**2011:** Made Twins Opening Day roster for second time in career, and first time since 2009...did not allow a run in first 10 appearances (9.1 IP) April 1-24...allowed just one run in first 17 appearances (18.2 IP) April 1-May 13 for a 0.48 ERA in that span...struck out 13 of 31 batters faced (42%) in a seven-game span (8.0 IP) May 7-18...placed on 15-day disabled list with a right oblique strain May 22...went on rehab assignment to Triple-A Rochester June 11-16; reinstated June 17...did not allow a home run in first 47 appearances (45.1 IP) April 1-August 8, until allowing one to David Ortiz August 10 vs. Boston...walked just one batter (Paul Konerko, July 9; intentionally) in a 19-game stretch (16.2 IP) June 28-August 5...allowed just one run in a 20-game span, posting a 0.51 ERA (17.2 IP, 1 ER) June 26-August 5...allowed just two hits in an 18-game span, holding opponents to a .041 average (2-for-49) June 29-August 5...recorded first career save with 0.2 scoreless inning July 3 vs. Milwaukee...recorded second career save in next appearance July 5 vs. Tampa Bay, pitching 0.1 scoreless inning (3 pitches)...posted a three-game winning streak July 16-26...48 of 65 appearances were scoreless and allowed multiple runs on just two occasions (back-to-back appearances, August 6 vs. Chicago-AL and August 8 vs. Boston)...struck out two-plus batters in 20 of 65 appearances...posted 9.49 strikeouts-per-9.0 innings ratio...struck out at least one batter in 42 of 65 appearances...his 65 strikeouts were second most in the AL for a lefty reliever behind Chicago's Chris Sale (79), and were eighth most in baseball...his 65 appearances were sixth most for a lefty reliever in the American League...his strikeouts-per-9.0 innings ratio was 12th best in the American League for pitchers with a minimum of 50.0 innings pitched...ranked third on the Twins staff in appearances...led Twins

staff in strikeouts-per-9.0 innings...was the recipient of the Joseph W. Haynes Award as the Twins Pitcher of the Year and the Charles O. Johnson Award as the Most Improved Twin, both awards voted on by the Twins Cities Chapter of the BBWAA.

**2010:** Started season with Triple-A Rochester...had season-high nine strikeouts (5.2 innings) May 27 at Durham...recalled by Twins August 11 and made a start that same night at Chicago-AL, allowing six runs (4 ER) on five hits in 4.2 innings pitched...made three appearances out of the bullpen for the Twins before being optioned to Rochester August 27...recalled to Twins September 6...finished season at Rochester with a record of 4-9, 5.81 ERA (124.0 IP, 80 ER) with 98 strikeouts and 36 walks in 26 games (24 starts)...pitched 6.0-plus innings in six of last 11 starts for Red Wings...recalled by Minnesota...did not allow a run in five consecutive appearances (6.1 IP) September 7-21...earned only major league win of season, tossing 1.0 scoreless inning of relief September 21 vs. Cleveland; the win was eventual AL Central clinching victory for the Twins.

**2009:** Made Twins Opening Day roster for first time in career as Twins number four starter...tossed 8.0 innings in each of first three starts April 9-19, including first win April 19 vs. Los Angeles-AL...allowed no more than two runs in any of those first three starts, becoming first pitcher to begin a season with three straight games of at least 8.0 innings and two-or-fewer runs allowed since Pat Hentgen did it for Baltimore in 2001...no other pitcher has started a season with a three-game streak of that kind for Twins since the club relocated to Minnesota in 1961...placed on 15-day disabled list with inflammation in left elbow May 18...made two rehab starts at Single-A Ft. Myers and returned to Twins June 16...placed on 15-day disabled list August 11 with left shoulder tendinitis...finished season with Triple-A Rochester.

**2008:** Began season at Triple-A Rochester...recalled and made first major league start May 10 vs. Boston...recorded first career win May 20 vs. Texas...earned second career win May 25 at Detroit...had season-high seven strikeouts June 30 vs. Detroit...tossed season-high 8.0 innings, allowing three runs on 10 hits, for third career win June 19 vs. Washington...won five straight decisions June 19-July 18...tied for first in American League in July for wins (4)...recorded five straight wins in a six start span July 29-August 27, including two 8.0 shutout inning performances vs. New York-AL August 11 and at Los Angeles-AL August 22...logged 10th win on August 17 vs. Seattle, becoming 11th Twins pitcher in history to win at least 10 games in rookie season...recorded third most wins (12) for a Twins pitcher in his rookie season, tying Francisco Liriano (2006), Jesse Crain (2005), Mark Redman (2000) and Kevin Tapani (1990)...tied Jim "Mudcat" Grant (1965) and Camilo Pascual (1965) for fifth highest single-season winning percentage (.750) all-time for a Twins starter (minimum of 20 starts), and fourth highest by a left-handed pitcher (Frank Viola, .774, 1988; Johan Santana, .769, 2004; Santana, .760, 2006)...was also the best winning percentage for a rookie pitcher...12 wins tied him for sixth in the American League for victories by a left-handed pitcher.

**2007:** Began season at Triple-A Rochester...recalled April 12...placed on 15-day disabled list with a muscle strain in left shoulder May 22...pitched in one game for GCL Twins on rehab assignment July 11...had rehab assignment transferred to Ft. Myers July 14-18...assigned to New Britain on injury rehab August 17-30...reinstated from disabled list September 11...did not allow a run in seven appearances (5.0 IP) September 12-28...ranked 14th best prospect in the Twins organization by *Baseball America* entering the 2008 season.

**2006:** Began season at Double-A New Britain and recorded first win May 19 allowing just one run in 7.0 innings...tossed a complete game shutout June 4...averaged 10.05 strikeouts-per-9.0 innings at New Britain...promoted to Rochester September 3...contract selected by Minnesota September 19...made major league debut September 21 at Boston, becoming 27th native Minnesotan to play for the Twins; pitched 1.1 scoreless innings and struck out first batter he faced in major leagues...ranked second best prospect in Twins organization by *Baseball America* entering the 2007 season.

**2005:** Began season at Single-A Ft. Myers...disabled with sprained left wrist April 15-22...had season-high 14 strikeouts June 11 at Lakeland...named Twins minor league Pitcher of the Week June 11-17...tossed season-high 9.0 innings and six-hit shutout June 16 vs. Clearwater...promoted to New Britain June 23...pitched for Grand Canyon in the Arizona Fall League...ranked fourth best prospect in Twins organization by *Baseball America* entering 2006 season.

**2004:** Began season at Rookie Elizabethton...was 1-0, 2.25 ERA (12.0 IP, 3 ER) in three starts July 6-17...promoted to Quad Cities July 21...was 2-0, 1.30 ERA (34.2 IP, 5 ER) in six starts August 8-September 4...pitched season-high 7.0 innings August 19 at Ft. Wayne.

**PROFESSIONAL:** Selected by Twins in first round (22nd overall) of 2004 First-Year Player Draft; signed by scout Mark Wilson...the 22nd slot was a compensation pick from Seattle for the Twins loss of Eddie Guardado over the off-season.

| PERKINS' CAREER FIELDING RECORD |      |     |    |    |   |     |    |    |  |
|---------------------------------|------|-----|----|----|---|-----|----|----|--|
| POSITION                        | PCT  | G   | PO | A  | E | TC  | DP | PB |  |
| Pitcher                         | .963 | 409 | 19 | 86 | 4 | 109 | 3  | —  |  |

| PERKINS' CAREER BATTING RECORD |      |    |   |   |    |    |    |     |    |    |     |    |    |    |      |      |
|--------------------------------|------|----|---|---|----|----|----|-----|----|----|-----|----|----|----|------|------|
| BATTING                        | AVG  | AB | R | H | 2B | 3B | HR | RBI | SH | SF | HBP | BB | SO | SB | OBP  | OPS  |
| Career                         | .000 | 4  | 0 | 0 | 0  | 0  | 0  | 0   | 3  | 0  | 0   | 0  | 4  | 0  | .000 | .000 |

| PERKINS' WORLD BASEBALL CLASSIC RECORD |      |     |      |   |    |    |    |    |     |   |   |    |    |    |      |
|--|------|-----|------|---|----|----|----|----|-----|---|---|----|----|----|------|
| YEAR                                   | CLUB | W-L | ERA  | G | GS | CG | SH | SV | IP  | H | R | ER | HR | HB | BAA  |
| 2013                                   | USA  | 0-0 | 9.00 | 2 | 0  | 0  | 0  | 0  | 2.0 | 3 | 2 | 2  | 0  | 0  | .429 |

| PERKINS' ALL-STAR GAME RECORD |             |               |      |   |    |    |    |    |     |   |   |    |    |    |          |
|-------------------------------|-------------|---------------|------|---|----|----|----|----|-----|---|---|----|----|----|----------|
| YEAR                          | HOST        | W-L           | ERA  | G | GS | CG | SH | SV | IP  | H | R | ER | HR | HB | BAA      |
| 2013                          | New York-NL | DID NOT PITCH |      |   |    |    |    |    |     |   |   |    |    |    |          |
| 2014                          | Minnesota   | 0-0           | 0.00 | 1 | 0  | 0  | 0  | 1  | 1.0 | 0 | 0 | 0  | 0  | 0  | 9.0 .000 |
| 2015                          | Cincinnati  | 0-0           | 9.00 | 1 | 0  | 0  | 0  | 0  | 1.0 | 1 | 1 | 1  | 0  | 0  | 0.0 .333 |
| TOTALS                        |             | 0-0           | 4.50 | 2 | 0  | 0  | 0  | 1  | 2.0 | 1 | 1 | 1  | 0  | 0  | 4.5 .143 |

| PERKINS' PITCHING RECORD |              |       |       |     |     |    |    |     |       |     |     |     |    |    |     |     |     |      |      |  |
|--------------------------|--------------|-------|-------|-----|-----|----|----|-----|-------|-----|-----|-----|----|----|-----|-----|-----|------|------|--|
| YEAR                     | CLUB         | W-L   | ERA   | G   | GS  | CG | SH | SV  | IP    | H   | R   | ER  | HR | HB | BB  | SO  | WP  | K/9  | BAA  |  |
| 2004                     | Elizabethton | 1-0   | 2.25  | 3   | 3   | 0  | 0  | 0   | 12.0  | 8   | 3   | 3   | 0  | 0  | 4   | 22  | 0   | 16.5 | .186 |  |
|                          | Quad Cities  | 2-1   | 1.30  | 9   | 9   | 0  | 0  | 0   | 48.1  | 33  | 9   | 7   | 2  | 3  | 12  | 49  | 0   | 9.1  | .205 |  |
| 2005                     | Ft. Myers    | 3-2   | 2.13  | 10  | 9   | 2  | 1  | 0   | 55.0  | 41  | 14  | 13  | 2  | 1  | 13  | 66  | 2   | 10.8 | .205 |  |
|                          | New Britain  | 4-4   | 4.90  | 14  | 14  | 0  | 0  | 0   | 79.0  | 80  | 45  | 43  | 4  | 8  | 35  | 67  | 3   | 7.6  | .263 |  |
| 2006                     | New Britain  | 4-11  | 3.91  | 23  | 23  | 2  | 1  | 0   | 117.1 | 109 | 60  | 51  | 11 | 6  | 45  | 131 | 3   | 10.0 | .243 |  |
|                          | Rochester    | 0-1   | 2.08  | 1   | 1   | 0  | 0  | 0   | 4.1   | 6   | 1   | 1   | 0  | 0  | 5   | 3   | 0   | 6.2  | .333 |  |
|                          | MINNESOTA    | 0-0   | 1.59  | 4   | 0   | 0  | 0  | 0   | 5.2   | 3   | 1   | 1   | 0  | 0  | 6   | 0   | 9.5 | .150 |      |  |
| 2007                     | Rochester    | 0-0   | 1.50  | 1   | 1   | 0  | 0  | 0   | 6.0   | 2   | 1   | 1   | 1  | 0  | 1   | 2   | 0   | 3.0  | .105 |  |
|                          | Ft. Myers    | 0-0   | 27.00 | 1   | 1   | 0  | 0  | 0   | 1.0   | 3   | 3   | 3   | 1  | 0  | 0   | 0   | 1   | 0.0  | .500 |  |
|                          | GCL Twins    | 0-0   | 1.80  | 3   | 3   | 0  | 0  | 0   | 5.0   | 3   | 1   | 1   | 0  | 1  | 2   | 6   | 1   | 10.8 | .167 |  |
|                          | New Britain  | 0-2   | 11.05 | 3   | 3   | 0  | 0  | 0   | 7.1   | 11  | 9   | 9   | 4  | 0  | 7   | 7   | 2   | 8.6  | .344 |  |
|                          | MINNESOTA    | 0-0   | 3.14  | 19  | 0   | 0  | 0  | 0   | 28.2  | 23  | 10  | 10  | 2  | 2  | 12  | 20  | 2   | 6.3  | .232 |  |
| 2008                     | Rochester    | 2-1   | 2.97  | 7   | 6   | 1  | 1  | 0   | 33.1  | 28  | 15  | 11  | 2  | 1  | 19  | 27  | 1   | 7.3  | .220 |  |
|                          | MINNESOTA    | 12-4  | 4.41  | 26  | 26  | 0  | 0  | 0   | 151.0 | 183 | 81  | 74  | 25 | 3  | 39  | 74  | 2   | 4.4  | .301 |  |
| 2009                     | Ft. Myers    | 1-0   | 2.45  | 2   | 2   | 1  | 1  | 0   | 11.0  | 8   | 5   | 3   | 2  | 0  | 1   | 9   | 0   | 7.4  | .195 |  |
|                          | MINNESOTA    | 6-7   | 5.89  | 18  | 17  | 0  | 0  | 0   | 96.1  | 120 | 64  | 63  | 13 | 1  | 23  | 45  | 2   | 4.2  | .304 |  |
|                          | GCL Twins    | 0-0   | 0.00  | 1   | 1   | 0  | 0  | 0   | 1.0   | 0   | 0   | 0   | 0  | 0  | 0   | 0   | 0   | 0.0  | .000 |  |
| 2010                     | Rochester    | 4-9   | 5.81  | 26  | 24  | 0  | 0  | 0   | 124.0 | 160 | 91  | 80  | 14 | 5  | 36  | 98  | 1   | 7.1  | .309 |  |
|                          | MINNESOTA    | 1-1   | 5.82  | 13  | 1   | 0  | 0  | 0   | 21.2  | 29  | 16  | 14  | 3  | 4  | 5   | 14  | 0   | 5.8  | .337 |  |
| 2011                     | Rochester    | 0-0   | 0.00  | 2   | 1   | 0  | 0  | 0   | 3.0   | 4   | 0   | 0   | 0  | 0  | 0   | 2   | 0   | 6.0  | .333 |  |
|                          | MINNESOTA    | 4-4   | 2.48  | 65  | 0   | 0  | 0  | 2   | 61.2  | 55  | 19  | 17  | 2  | 1  | 21  | 65  | 3   | 9.5  | .244 |  |
| 2012                     | MINNESOTA    | 3-1   | 2.56  | 70  | 0   | 0  | 0  | 16  | 70.1  | 57  | 25  | 20  | 8  | 3  | 16  | 78  | 3   | 10.0 | .222 |  |
| 2013                     | MINNESOTA    | 2-0   | 2.30  | 61  | 0   | 0  | 0  | 36  | 62.2  | 43  | 16  | 16  | 5  | 3  | 15  | 77  | 0   | 11.1 | .196 |  |
| 2014                     | MINNESOTA    | 4-3   | 3.65  | 63  | 0   | 0  | 0  | 34  | 61.2  | 62  | 29  | 25  | 7  | 2  | 11  | 66  | 3   | 9.6  | .258 |  |
| 2015                     | MINNESOTA    | 3-5   | 3.32  | 60  | 0   | 0  | 0  | 32  | 57.0  | 58  | 21  | 21  | 9  | 0  | 10  | 54  | 4   | 8.5  | .256 |  |
| 2016                     | MINNESOTA    | 0-0   | 9.00  | 2   | 0   | 0  | 0  | 0   | 2.0   | 5   | 2   | 2   | 0  | 0  | 1   | 3   | 2   | 13.5 | .500 |  |
| 2017                     | MINNESOTA    | 0-0   | 9.53  | 8   | 0   | 0  | 0  | 0   | 5.2   | 8   | 6   | 6   | 0  | 3  | 5   | 2   | 0   | 3.2  | .320 |  |
|                          | GCL Twins    | 0-0   | 0.00  | 2   | 2   | 0  | 0  | 0   | 2.0   | 1   | 0   | 0   | 0  | 0  | 1   | 3   | 0   | 13.5 | .143 |  |
|                          | Ft. Myers    | 0-0   | 10.12 | 3   | 1   | 0  | 0  | 0   | 2.2   | 4   | 3   | 3   | 1  | 0  | 1   | 4   | 0   | 13.5 | .333 |  |
|                          | Chattanooga  | 0-1   | 6.75  | 3   | 0   | 0  | 0  | 0   | 2.2   | 1   | 2   | 2   | 0  | 0  | 3   | 3   | 0   | 10.1 | .125 |  |
| Minor League Totals      |              | 21-32 | 4.04  | 114 | 104 | 6  | 4  | 0   | 515.0 | 502 | 262 | 231 | 44 | 25 | 185 | 499 | 14  | 8.7  | .254 |  |
| Major League Totals      |              | 35-25 | 3.88  | 409 | 44  | 0  | 0  | 120 | 624.1 | 646 | 290 | 269 | 74 | 22 | 158 | 504 | 21  | 7.3  | .268 |  |

| PERKINS' DIVISION SERIES RECORD |          |     |      |   |    |    |    |    |     |   |   |    |    |    |    |    |    |     |      |  |
|---------------------------------|----------|-----|------|---|----|----|----|----|-----|---|---|----|----|----|----|----|----|-----|------|--|
| YEAR                            | OPPONENT | W-L | ERA  | G | GS | CG | SH | SV | IP  | H | R | ER | HR | HB | BB | SO | WP | K/9 | BAA  |  |
| 2006                            | Oakland  | 0-0 | 0.00 | 1 | 0  | 0  | 0  | 0  | 0.1 | 2 | 0 | 0  | 0  | 0  | 0  | 0  | 0  | 0.0 | .667 |  |

| PERKINS' GAME LOGS |      |   |   |    |     |     |       |    |    |     |   |   |    |    |    |     |    |    |      |      |  |  |
|--------------------|------|---|---|----|-----|-----|-------|----|----|-----|---|---|----|----|----|-----|----|----|------|------|--|--|
| DATE               | OPP. | W | L | SV | SVO | HLD | ERA   | GS | CG | IP  | H | R | ER | HR | BB | IBB | HB | SO | AVG  | #PIT |  |  |
| 8/17               | Cle  | 0 | 0 | 0  | 0   | 0   | 54.00 | 0  | 0  | 0.1 | 2 | 2 | 2  | 0  | 1  | 0   | 2  | 0  | .667 | 19   |  |  |
| 8/20               | Ari  | 0 | 0 | 0  | 0   | 0   | 20.25 | 0  | 0  | 1.0 | 2 | 1 | 1  | 0  | 0  | 0   | 0  | 1  | .500 | 20   |  |  |
| 8/26               | @Tor | 0 | 0 | 0  | 0   | 0   | 13.50 | 0  | 0  | 0.2 | 1 | 0 | 0  | 0  | 0  | 0   | 0  | 0  | .455 | 13   |  |  |
| 8/30               | CWS  | 0 | 0 | 0  | 0   | 0   | 12.00 | 0  | 0  | 1.0 | 2 | 1 | 1  | 0  | 0  | 0   | 1  | 1  | .467 | 16   |  |  |
| AUGUST             |      | 0 | 0 | 0  | 0   | 0   | 12.00 | 0  | 0  | 3.0 | 7 | 4 | 4  | 0  | 1  | 0   | 3  | 2  | .467 | 68   |  |  |
| 9/4                | @TB  | 0 | 0 | 0  | 0   | 0   | 16.20 | 0  | 0  | 0.1 | 0 | 2 | 2  | 0  | 2  | 0   | 0  | 0  | .438 | 15   |  |  |
| 9/12               | SD   | 0 | 0 | 0  | 0   | 0   | 12.46 | 0  | 0  | 1.0 | 0 | 0 | 0  | 0  | 1  | 0   | 0  | 0  | .350 | 23   |  |  |
| 9/20               | @NYY | 0 | 0 | 0  | 0   | 0   | 10.13 | 0  | 0  | 1.0 | 1 | 0 | 0  | 0  | 1  | 0   | 0  | 0  | .333 | 14   |  |  |
| 9/30               | Det  | 0 | 0 | 0  | 0   | 0   | 9.53  | 0  | 0  | 0.1 | 0 | 0 | 0  | 0  | 0  | 0   | 0  | 0  | .320 | 3    |  |  |
| SEPT.              |      | 0 | 0 | 0  | 0   | 0   | 6.75  | 0  | 0  | 2.2 | 1 | 2 | 2  | 0  | 4  | 0   | 0  | 0  | .100 | 55   |  |  |
| Totals             |      | 0 | 0 | 0  | 0   | 0   | 9.53  | 0  | 0  | 5.2 | 8 | 6 | 6  | 0  | 5  | 0   | 3  | 2  | .320 | 123  |  |  |



# JORGE POLANCO

**HEIGHT/WEIGHT:** 5-11/198  
**BATS/THROWS:** S/R  
**BORN:** 7/5/93 in San Pedro de Macoris, DR  
**AGE:** 24  
**RESIDES:** Santo Domingo, DR  
**ACQUIRED:** Signed as an undrafted free agent, 7/6/09  
**M.L. SERVICE:** 1 year, 105 days  
**CONTRACT STATUS:** Signed thru 2017



INFIELDER

11

@JORGE\_POLANCO

**PERSONAL:** Jorge Luis Polanco...signed out of San Pedro de Macoris, Dominican Republic one day after 16th birthday on July 6, 2009.

**CAREER HIGHLIGHTS:** Ranked sixth-best prospect in Twins system by *Baseball America* entering 2016...made major league debut June 26, 2014 at Los Angeles-AL...at 20 years and 356 days old, became the youngest Twin to debut since Joe Mauer at 20 years, 352 days in 2004...named Southern League All-Star in 2015...ranked eighth-best prospect and best strike zone discipline in Twins system by *Baseball America* entering 2015, and best defensive shortstop in Florida State League by *Baseball America*.

## 2017:

- Made Twins Opening Day roster for first time in career as shortstop, batted seventh April 3 vs. Kansas City.
- Set single-game career high with four hits May 22 at Baltimore...tied with four hits again August 7 vs. Milwaukee.
- Placed on Bereavement List June 7-12 to attend death of his grandfather.
- Hit safely in season-high 10 straight games August 2-12, hitting .459 (17-for-37) with four doubles, one triple, five RBI and a .487 on-base percentage in that span.
- Homered from both sides of the plate August 29 vs. Chicago-AL, becoming the fifth player in club history to do so, joining Kennys Vargas (2016), Roy Smalley (1986), Chili Davis (1992) and Ryan Doumit (2012)
- Hit .373 (38-for-102) with 10 doubles, two triples, six home runs, 23 RBI, a .413 on-base percentage and a 1.099 OPS in 27 August games...ranked fifth in baseball in average and tied for eighth in hits.
- Hit .316 (65-for-206) with 42 RBI in 55 games from August 2 through the end of the season, eighth-best batting average in the AL in that span and tied for fifth-most RBI.
- Batted out of the third place spot for a majority of final two months; hit .259 (30-for-116) with eight home runs and 22 RBI while batting third in lineup.
- Hit seven of his 13 home runs against Chicago-AL.
- Hit .260 (84-for-323) with nine home runs as left-handed hitter and .248 (41-for-165) with four homers as right-handed hitter.
- Played 130 games (127 starts) at shortstop, the ninth-most in the AL...most games at position since Pedro Florimon played 133 in 2013.
- Set single-season career highs in games (133), runs (60), hits (125), home runs (13), RBI (74), walks (41) and stolen bases (13).
- Finished with 74 RBI, fifth-most in club history for a shortstop; 30 doubles ranked 10th...74 RBI ranked fifth in the AL among shortstops.
- Joined Francisco Lindor and Elvis Andrus as one of three shortstops in baseball with 30-plus doubles, 10-plus homers, 70-plus RBI and 10-plus stolen bases.

**2016:** Began season with Triple-A Rochester but had four different stints with the Twins during season...hit first major league home run May 15 at Cleveland, a solo shot off Trevor Bauer...hit safely in season-high 13 straight games May 20-August 11 (time with Rochester in between), hitting .377 (20-for-53) with four doubles, two triples and six RBI in that span...recorded first career three-hit game August 17 at Atlanta; recorded three hits again August 31 at Cleveland and September 13 at Detroit...hit .321 (34-for-106) with five doubles, four triples, eight RBI and 11 runs scored in 26 August games...among AL rookies, he ranked first in triples, second in hits and third in batting average...recorded career-high four RBI, going 3-for-4 with a home run and a double September 13 at Detroit...from time of final recall (July 30) through end of season, ranked third among AL rookies in hits (63), fourth in games (56) and batting average (.288), and tied for fifth in doubles (12) and RBI (23)...combined to hit .279 (150-for-538) with 29 doubles, 10 triples, 13 home runs, 56 runs scored and nine stolen bases in 144 games between Rochester and Minnesota...hit .309 (21-for-68) as right-handed batter and .271 (48-for-177) as left-handed batter for Twins...played 47 games (45 starts) at shortstop, nine (all starts) at third base and five (all starts) at second base.

| 2017 SINGLE-GAME HIGHS           |                                 |                   |  |
|----------------------------------|---------------------------------|-------------------|--|
| Hits: 4, 2x, last 8/7 vs. MIL    | HR: 2, 8/29 vs. CWS             |                   |  |
| RBI: 3, 3x, last 9/1 vs. KC      | GS: --                          |                   |  |
| Hit-Streak: 10, 8/2-12           | SB: 1, 13x, last 9/23 at DET    |                   |  |
| CAREER SINGLE-GAME HIGHS         |                                 |                   |  |
| Hits: 4, 2x, last 8/7/17 vs. MIL | HR: 2, 8/29/17 vs. CWS          |                   |  |
| RBI: 4, 9/13/16 at DET           | GS: --                          |                   |  |
| Hit-Streak: 13, 5/20-8/11/16     | SB: 1, 18x, last 9/23/17 at DET |                   |  |
| WALK-OFF HITS                    |                                 | MULTI-HOMER GAMES |  |
| 5/20/17 vs. KC (SAC FLY)         |                                 | 9/29/17 vs. CWS   |  |

**2015:** Optioned from Twins spring training to Double-A Chattanooga March 15...hit second career grand slam in second game April 10 at Montgomery...hit safely in season-high nine straight games May 22-June 2, hitting .390 (16-for-41) in that span...hit .364 (40-for-110) with four doubles, one triple, one home run, 15 RBI and 19 runs scored in 26 May games...recalled by Minnesota June 10 as Eddie Rosario was placed on Paternity List; optioned back after the game...named Southern League All-Star and went 2-for-2 with a run scored as a reserve for the North Division...promoted to Triple-A Rochester July 4...recorded four hits twice on season, once with Chattanooga May 10 vs. Jacksonville and once with Rochester July 12 at Syracuse...recalled by Minnesota again July 29 as Trevor Plouffe was placed on Paternity List; optioned to Chattanooga July 31...hit .323 (21-for-65) against left-handed pitching at Chattanooga and .283 (93-for-329) against right-handed pitching...played 102 minor league games at shortstop and eight games at second base...ranked sixth best prospect in Twins system by *Baseball America* entering 2016...also ranked 14th best prospect in Southern League by same publication.

**2014:** Optioned from Twins spring training to Single-A Ft. Myers March 9...hit .327 (32-for-98) with six doubles, two home runs, 15 RBI and 20 runs scored in 25 April games...hit safely in 16 straight games May 1-19...named Florida State League Player of the Week June 16-22, hitting .444 (12-for-27) with one double, one triple, one home run, three RBI and four runs scored in seven games...recalled by Minnesota June 26 when the Twins placed Yohan Pino on the DL...made major league debut June 26 at Los Angeles-AL, entering game as pinch hitter and drawing a walk on four pitches, eventually coming around to score...at 20 years and 356 days old, he became the youngest Twin to debut since Joe Mauer at 20 years, 352 days...recorded first major league hit and RBI June 27 at Texas, hitting a two-run triple off Joakim Soria...according to Stats, LLC, he became the third player in Twins history to record a triple as first major league hit and the first since Jimmie Hall on April 16, 1963; the first was Bernie Allen on April 10, 1962 vs. the Kansas City As...optioned to Single-A Ft. Myers June 30 when the Twins activated Trevor Plouffe...recorded five-hit game for Miracle July 18 at Daytona...recalled again for a day July 24 when the Twins traded Kendrys Morales to Seattle; optioned to Double-A New Britain July 25...hit first Double-A home run August 27 at Binghamton...hit .347 (25-for-72) with three doubles, 13 RBI, 11 runs scored and a .413 on-base percentage in his final 19 games for Rock Cats...ranked eighth best prospect and best strike-zone discipline in Twins system by *Baseball America* entering 2015...also rated best defensive shortstop in Florida State League by *Baseball America*.

**2013:** Played entire season with Single-A Cedar Rapids and hit two-run homer in first at-bat of the season April 4 vs. Beloit...hit .341 (30-for-88) in 22 April games, highest monthly average in 2013; hit safely in 17 of the 22 games with nine being multi-hit games...named Twins minor league Player of the Week May 3, batting .429 (12-for-28) with three doubles and 10 RBI in seven games...named Midwest League Midseason All-Star...named Twins minor league Player of the Week June 28, recording 11 RBI in five games June 22-27, hitting .500 (12-for-24) during that span...ended season with 12-game hitting streak August 6-September 2, hitting .327 (16-for-49) with six doubles in that span...finished the season sixth in the Midwest League in batting average (.308)...ranked 20th best prospect in Midwest League...played for Leonel del Escogido in the Dominican Winter League following the season...added to Twins 40-man roster November 20...named shortstop on MiLB.com Twins organizational All-Star team...named 10th best prospect and best strike-zone discipline in the Twins system by *Baseball America* entering 2014.

**2012:** Spent entire season with Rookie Elizabethton...named second baseman on MiLB.com Twins organizational All-Star team.

**2011:** Played entire season with GCL Twins...ranked 28th best prospect in Twins organization by *Baseball America* entering 2012.

**2010:** Began season in the Dominican Summer League...transferred to GCL July 5...rated best defensive infielder in the Twins system by *Baseball America* for the second consecutive season...ranked 17th best prospect in Twins organization by *Baseball America* entering 2011.

**2009:** Rated best defensive infielder in the Twins system by *Baseball America* entering 2010.

**PROFESSIONAL:** Signed by Twins as undrafted free agent July 6, 2009; signed by scout Fred Guerrero.

| POLANCO'S PLAYING RECORD |              |      |     |      |     |     |     |    |    |     |    |    |     |     |     |    |    |      |       |
|--------------------------|--------------|------|-----|------|-----|-----|-----|----|----|-----|----|----|-----|-----|-----|----|----|------|-------|
| YEAR                     | CLUB         | AVG  | G   | AB   | R   | H   | 2B  | 3B | HR | RBI | SH | SF | HBP | BB  | SO  | SB | CS | OBP  | OPS   |
| 2010                     | DSL Twins    | .250 | 18  | 60   | 5   | 15  | 2   | 0  | 0  | 7   | 0  | 2  | 0   | 6   | 9   | 1  | 3  | .309 | .592  |
|                          | GCL Twins    | .223 | 34  | 103  | 12  | 23  | 5   | 0  | 1  | 12  | 2  | 2  | 0   | 12  | 9   | 2  | 4  | .299 | .600  |
| 2011                     | GCL Twins    | .250 | 51  | 172  | 21  | 43  | 8   | 3  | 1  | 16  | 2  | 1  | 3   | 15  | 24  | 6  | 4  | .319 | .668  |
| 2012                     | Elizabethton | .318 | 51  | 173  | 35  | 55  | 15  | 2  | 5  | 27  | 3  | 5  | 3   | 20  | 26  | 6  | 3  | .388 | .902  |
| 2013                     | Cedar Rapids | .308 | 115 | 465  | 76  | 143 | 32  | 10 | 5  | 78  | 3  | 10 | 3   | 42  | 59  | 4  | 4  | .362 | .814  |
| 2014                     | Ft. Myers    | .291 | 94  | 378  | 61  | 110 | 17  | 6  | 6  | 45  | 1  | 6  | 1   | 46  | 60  | 10 | 8  | .364 | .779  |
|                          | MINNESOTA    | .333 | 5   | 6    | 2   | 2   | 1   | 1  | 0  | 3   | 0  | 0  | 0   | 2   | 2   | 0  | 0  | .500 | 1.333 |
|                          | New Britain  | .281 | 37  | 146  | 13  | 41  | 6   | 0  | 1  | 16  | 2  | 0  | 0   | 9   | 28  | 7  | 3  | .323 | .665  |
| 2015                     | Rochester    | .284 | 22  | 88   | 7   | 25  | 6   | 0  | 0  | 6   | 0  | 2  | 0   | 4   | 10  | 1  | 0  | .309 | .661  |
|                          | MINNESOTA    | .300 | 4   | 10   | 1   | 3   | 0   | 0  | 0  | 1   | 0  | 0  | 0   | 2   | 1   | 1  | 0  | .417 | .717  |
|                          | Chattanooga  | .289 | 95  | 394  | 55  | 114 | 17  | 3  | 6  | 47  | 0  | 2  | 0   | 35  | 63  | 18 | 10 | .346 | .739  |
| 2016                     | Rochester    | .276 | 75  | 293  | 32  | 81  | 14  | 6  | 9  | 39  | 0  | 4  | 1   | 27  | 51  | 5  | 4  | .335 | .792  |
|                          | MINNESOTA    | .282 | 69  | 245  | 24  | 69  | 15  | 4  | 4  | 27  | 2  | 3  | 3   | 17  | 46  | 4  | 3  | .332 | .756  |
| 2017                     | MINNESOTA    | .256 | 133 | 488  | 60  | 125 | 30  | 3  | 13 | 74  | 7  | 6  | 2   | 41  | 78  | 13 | 5  | .313 | .723  |
| Minor League Totals      |              | .286 | 592 | 2272 | 317 | 650 | 122 | 30 | 34 | 293 | 13 | 34 | 11  | 216 | 339 | 60 | 43 | .346 | .757  |
| Major League Totals      |              | .266 | 211 | 749  | 87  | 199 | 46  | 8  | 17 | 105 | 9  | 9  | 5   | 62  | 127 | 18 | 8  | .322 | .739  |

| POLANCO'S CAREER FIELDING RECORD |      |     |     |     |    |     |     |    |
|----------------------------------|------|-----|-----|-----|----|-----|-----|----|
| POSITION                         | PCT  | G   | PO  | A   | E  | TC  | DP  | PB |
| Shortstop                        | .957 | 185 | 210 | 481 | 31 | 722 | 101 | —  |
| Third Base                       | .864 | 9   | 2   | 17  | 3  | 22  | 2   | —  |
| Second Base                      | .958 | 5   | 9   | 14  | 1  | 24  | 3   | —  |
| Totals                           | .954 | 199 | 221 | 512 | 35 | 768 | 106 | —  |





# RYAN PRESSLY

**HEIGHT/WEIGHT:** 6-3/210  
**BATS/THROWS:** R/R  
**BORN:** 12/15/88 in Dallas, TX  
**AGE:** 28  
**RESIDES:** Argyle, TX  
**ACQUIRED:** Rule 5 Draft from Boston, 12/6/12  
**M.L. SERVICE:** 4 years, 38 days  
**CONTRACT STATUS:** Signed thru 2017



**RIGHT-HANDED PITCHER**

**57**

**PERSONAL:** Thomas Ryan Pressly...2007 graduate of Marcus (TX) High School...attended Carrollton American Heritage Academy for first three years of high school as pitcher and shortstop, leading the conference in 23 different offensive categories...transferred to Marcus High School for senior year...played baseball and football (defensive back) there...was tackled and suffered torn ACL during senior season, ending football career...received scholarship to play baseball at Texas Tech but elected to play professional baseball...participated in 2017 Twins Winter Caravan.

**CAREER HIGHLIGHTS:** Leads Twins in appearances (156) since 2015...appeared in 72 games in 2016, tied for fourth-most in AL...appeared in 49 games in 2013, tied for eighth-most for a rookie in club history; pitched 76.2 innings, sixth-most for a rookie reliever in club history...Twins are his second organization (Boston, 2008-12) after being drafted by Red Sox in 11th round of 2007 First-Year Player Draft...selected by Twins in major league phase of Rule 5 Draft at Winter Meetings in 2012 (4th overall)...is one of five Rule 5 selections for the Twins since 2010 (all pitchers — Justin Haley 2016, J.R. Graham 2014, Terry Doyle 2011, Scott Diamond 2010).

## 2017:

- Made Twins Opening Day roster for third time in career.
- Had two different stints with Triple-A Rochester, going 2-0, 0.90 ERA (10.0 IP, 1 ER) in seven games.
- Went 1-2, 8.25 ERA (24.0 IP, 22 ER) in first 25 appearances April 5-July 1; went 1-1, 2.41 ERA (37.1 IP, 10 ER) in final 32 games.
- Struck out five batters without allowing a hit in 2.0 innings May 19 vs. Colorado, becoming one of just six Twins relievers all-time to strike out five-plus and not allow a hit in 2.0 innings or fewer, joining Joe Nathan, Juan Rincon, Grant Balfour, Mike Trombley and Rick Aguilera.
- Posted season-high 9.1 scoreless inning streak July 30-August 15.
- Posted a career-best .229 opponent batting average...also set a career high with 8.95 strikeout-per-9.0 IP ratio.
- Finished with 57 appearances, the second-most of his career (72 in 2016).
- Went 2-1, 2.88 ERA (25.0 IP, 8 ER) in 25 home games and 0-2, 5.94 ERA (36.1 IP, 24 ER) in 32 home games.
- Held right-handed hitters to a .196 batting average and left-handed hitters to a .281 batting average.
- Combined to go 4-3, 4.16 (71.1 IP, 33 ER) with 24 walks and 76 strikeouts in 64 games between Rochester and Minnesota.

**2016:** Made Twins Opening Day roster for second time in career and first since 2013; spent entire season with Twins...posted a 1.98 ERA (13.2 IP, 3 ER) with one walk and 14 strikeouts in 14 June games...held opponents scoreless in 50 of 72 appearances...set career-highs in games (72), innings pitched (75.1), wins (6) and strikeouts (67)...held left-handed hitters to a .252 (30-for-119) average, compared to .275 (49-for-178) for right-handers...posted an ERA of 2.41 (37.1 IP, 10 ER) in 37 home games, compared to 4.97 ERA (38.0 IP, 21 ER) in 35 road games...struck out multiple batters in 19 games, including tying his career-high of four, April 24 at Washington...led Twins in games (72) and holds (14) and tied for third in wins (6)...ranked fourth in AL in relief innings pitched (75.1) and tied for fourth in games (72).

**2015:** Optioned from Twins spring training to Triple-A Rochester March 21...appeared in seven games for the Red Wings and was recalled by Minnesota May 1 when Tim Stauffer was placed on disabled list...earned win in his first appearance, tossing a season-high 2.2 scoreless innings May 3 vs. Chicago-AL...posted 2.84 ERA (12.2 IP, 4 ER) in 12 June games...did not allow a home run on the season, one of two pitchers in baseball with a minimum of 25.0 innings pitched to not allow a homer, St. Louis' Adam Wainwright being the other...placed on 15-day disabled list July 6 with right lat strain and did not return...transferred to 60-day disabled list August 3 when the Twins selected contract of Tyler Duffey from Rochester.

| 2017 SINGLE-GAME HIGHS         |  |                                  |  |
|--------------------------------|--|----------------------------------|--|
| IP: 2.0, 10x, last 9/21 at DET |  | Walks: 2, 2x, last 9/6 at TB     |  |
| SO: 5, 5/18 vs. COL            |  | CG: - -                          |  |
| Win-Streak: 2, 5/11-8/11       |  | Low-Hit: - -                     |  |
| CAREER SINGLE-GAME HIGHS       |  |                                  |  |
| IP: 4.0, 5/8/13 at BOS         |  | Walks: 3, 2x, last 5/7/16 at CWS |  |
| SO: 5, 5/18 vs. COL            |  | CG: - -                          |  |
| Win-Streak: 3, 7/20-7/28/16    |  | Low-Hit: - -                     |  |

**2014:** Optioned from Twins spring training to Triple-A Rochester March 24...posted 2.04 ERA (17.2 IP, 4 ER) with one save in nine May games...recorded at least one strikeout in 24 straight games April 26-July 8, fanning 45 in 42.1 innings during that time...did not allow a home run in first 25 appearances (43.0 IP) April 6-June 20; first home run allowed was to Jose Pirela June 24 at Scranton/Wilkes-Barre...converted six of seven save opportunities for the Red Wings...recalled July 24 and spent rest of season with Minnesota...eight of first nine appearances for the Twins were scoreless July 24-August 15, posting a 0.75 ERA in that span...combined to go 3-4, 2.94 ERA (88.2 IP, 29 ER) with 29 walks and 77 strikeouts in 60 games between Rochester and Minnesota.

**2013:** Spent entire season on Twins roster, his first with a major league club...made major league debut April 4 vs. Detroit, tossing 1.0 scoreless inning with one hit allowed and one strikeout...earned first major league win May 8 at Boston, tossing a career-high 4.0 scoreless innings with two hits allowed...did not allow a home run in first 23 appearances (34.0 IP) April 4-June 22; allowed first home run June 26 at Miami to Placido Polanco...posted a 1.20 ERA (30.0 IP, 4 ER) in first 21 games April 4-June 14 with opponents hitting .200 (22-for-110)...posted ERA's of 1.69 (10.2 IP, 2 ER) in seven April games and 1.10 (16.1 IP, 2 ER) in 10 May games...appeared in 49 games, tied for eighth most for a rookie in club history; pitched 76.2 innings, sixth most for a rookie reliever in club history...ranked 10th among AL rookies in innings pitched, first among relievers, and third among all MLB relievers...tied for fifth among AL rookies in appearances.

**2012:** Started season with Single-A Salem (Boston)...promoted to Double-A Portland July 15...converted from starter to reliever...held right-handed batters to a .190 average (11-for-58)...combined to go 7-5, 5.38 ERA (103.2 IP, 62 ER) with 36 walks and 82 strikeouts in 34 games (12 starts) between both levels...pitched for Surprise Saguaros in the Arizona Fall League, going 0-0, 3.86 ERA (14.0 IP, 6 ER) with one save, one walk and 18 strikeouts in 10 games...selected by Minnesota in the major league phase of the Rule 5 Draft (4th overall) December 6, 2012.

**2011:** Spent entire season with Single-A Salem (Boston)...went 3-0, 2.33 ERA (19.1 IP, 5 ER) in four April starts...tossed at least 5.0 innings in 17 of 26 games...tied for first in Carolina League in starts (26)...led Salem in innings pitched (130.0).

**2010:** Spent entire season with Single-A Greenville (Boston)...tied for second on the club in starts (24)...ranked seventh among Red Sox minor leaguers in ERA (3.72).

**2009:** Spent entire season with Single-A Lowell (Boston)...led club in strikeouts-per-9.0 IP (9.65)...tied for first on the club in strikeouts (64), and tied for second in wins (6)...made one playoff appearance, allowing one run in 3.0 innings pitched.

**2008:** Spent first professional season with GCL Red Sox, going 1-4, 3.79 ERA (40.1 IP, 17 ER) in 10 games...went 0-4, 4.21 ERA (36.1 IP, 17 ER) in nine starts.

**PROFESSIONAL:** Selected by Boston in 11th round of 2007 First-Year Player Draft; signed by scout Jim Robinson.

| PRESSLY'S PITCHING RECORD |             |       |      |     |    |    |    |    |       |     |     |     |    |    |     |     |    |      |      |
|---------------------------|-------------|-------|------|-----|----|----|----|----|-------|-----|-----|-----|----|----|-----|-----|----|------|------|
| YEAR                      | CLUB        | W-L   | ERA  | G   | GS | CG | SH | SV | IP    | H   | R   | ER  | HR | HB | BB  | SO  | WP | K/9  | BAA  |
| 2008                      | GCL Red Sox | 1-4   | 3.79 | 10  | 9  | 0  | 0  | 0  | 40.1  | 41  | 18  | 17  | 2  | 3  | 21  | 34  | 4  | 7.6  | .277 |
| 2009                      | Lowell      | 6-4   | 3.17 | 13  | 11 | 0  | 0  | 0  | 59.2  | 48  | 22  | 21  | 1  | 2  | 25  | 64  | 7  | 9.7  | .220 |
| 2010                      | Greenville  | 5-7   | 3.72 | 26  | 24 | 0  | 0  | 0  | 113.2 | 110 | 55  | 47  | 9  | 5  | 43  | 96  | 5  | 7.6  | .256 |
| 2011                      | Salem       | 6-11  | 4.50 | 26  | 26 | 0  | 0  | 0  | 130.0 | 125 | 84  | 65  | 9  | 13 | 53  | 72  | 11 | 5.0  | .251 |
| 2012                      | Salem       | 5-3   | 6.28 | 20  | 12 | 0  | 0  | 0  | 76.0  | 86  | 58  | 53  | 9  | 4  | 26  | 61  | 10 | 7.2  | .287 |
|                           | Portland    | 2-2   | 2.93 | 14  | 0  | 0  | 0  | 0  | 27.2  | 23  | 9   | 9   | 2  | 0  | 10  | 21  | 2  | 6.8  | .232 |
| 2013                      | MINNESOTA   | 3-3   | 3.87 | 49  | 0  | 0  | 0  | 0  | 76.2  | 71  | 37  | 33  | 5  | 0  | 27  | 49  | 7  | 5.8  | .251 |
| 2014                      | Rochester   | 1-4   | 2.98 | 35  | 0  | 0  | 0  | 6  | 60.1  | 55  | 25  | 20  | 1  | 1  | 21  | 63  | 6  | 9.4  | .238 |
|                           | MINNESOTA   | 2-0   | 2.86 | 25  | 0  | 0  | 0  | 0  | 28.1  | 30  | 10  | 9   | 3  | 1  | 8   | 14  | 1  | 4.4  | .278 |
| 2015                      | Rochester   | 0-2   | 4.50 | 7   | 0  | 0  | 0  | 0  | 10.0  | 6   | 7   | 5   | 1  | 0  | 6   | 15  | 3  | 13.5 | .176 |
|                           | MINNESOTA   | 3-2   | 2.93 | 27  | 0  | 0  | 0  | 0  | 27.2  | 27  | 9   | 9   | 0  | 0  | 12  | 22  | 2  | 7.2  | .257 |
| 2016                      | MINNESOTA   | 6-7   | 3.70 | 72  | 0  | 0  | 0  | 1  | 75.1  | 79  | 34  | 31  | 8  | 2  | 23  | 67  | 7  | 8.0  | .266 |
| 2017                      | MINNESOTA   | 2-3   | 4.70 | 57  | 0  | 0  | 0  | 0  | 61.1  | 52  | 34  | 32  | 10 | 3  | 19  | 61  | 5  | 9.0  | .229 |
|                           | Rochester   | 2-0   | 0.90 | 7   | 0  | 0  | 0  | 4  | 10.0  | 5   | 1   | 1   | 0  | 0  | 5   | 15  | 0  | 13.5 | .152 |
| Minor League Totals       |             | 28-37 | 4.06 | 158 | 82 | 0  | 0  | 10 | 527.2 | 499 | 279 | 238 | 34 | 28 | 210 | 441 | 48 | 7.5  | .251 |
| Major League Totals       |             | 16-15 | 3.81 | 230 | 0  | 0  | 0  | 1  | 269.1 | 259 | 124 | 114 | 26 | 6  | 89  | 213 | 22 | 7.1  | .254 |

| PRESSLY'S CAREER FIELDING RECORD |      |     |    |    |   |    |    |
|----------------------------------|------|-----|----|----|---|----|----|
| POSITION                         | PCT  | G   | PO | A  | E | TC | PB |
| Pitcher                          | .962 | 230 | 17 | 34 | 2 | 53 | 4  |

# PRESSLY'S GAME LOGS

| DATE   | OPP. | W | L | SV | SVO | HLD | ERA   | GS | CG | IP   | H  | R  | ER | HR | BB | IBB | HB | SO | AVG   | #PIT |
|--------|------|---|---|----|-----|-----|-------|----|----|------|----|----|----|----|----|-----|----|----|-------|------|
| 4/5    | KC   | 0 | 0 | 0  | 0   | 0   | 0.00  | 0  | 0  | 0.2  | 0  | 0  | 0  | 0  | 0  | 0   | 0  | 2  | 0.00  | 9    |
| 4/6    | KC   | 0 | 0 | 0  | 0   | 0   | 0.00  | 0  | 0  | 0.2  | 0  | 0  | 0  | 0  | 0  | 0   | 0  | 0  | 0.00  | 7    |
| 4/9    | @CWS | 0 | 0 | 0  | 0   | 1   | 0.00  | 0  | 0  | 0.2  | 0  | 0  | 0  | 0  | 0  | 0   | 0  | 0  | 0.00  | 5    |
| 4/14   | CWS  | 0 | 1 | 0  | 0   | 0   | 2.45  | 0  | 0  | 1.2  | 1  | 1  | 1  | 1  | 0  | 0   | 0  | 2  | 0.83  | 25   |
| 4/16   | CWS  | 0 | 1 | 0  | 0   | 0   | 5.79  | 0  | 0  | 1.0  | 3  | 2  | 2  | 1  | 0  | 0   | 0  | 1  | 2.35  | 14   |
| 4/20   | Cle  | 0 | 0 | 0  | 0   | 0   | 8.44  | 0  | 0  | 0.2  | 2  | 2  | 2  | 0  | 1  | 0   | 0  | 0  | 0.286 | 17   |
| 4/21   | Det  | 0 | 0 | 0  | 0   | 1   | 7.50  | 0  | 0  | 0.2  | 0  | 0  | 0  | 0  | 0  | 0   | 0  | 1  | 2.61  | 8    |
| 4/23   | Det  | 0 | 0 | 0  | 0   | 0   | 10.80 | 0  | 0  | 0.2  | 3  | 3  | 3  | 1  | 0  | 0   | 0  | 0  | 3.21  | 13   |
| 4/25   | @Tex | 0 | 0 | 0  | 0   | 0   | 9.39  | 0  | 0  | 1.0  | 0  | 0  | 0  | 0  | 0  | 0   | 0  | 1  | 2.90  | 11   |
| 4/26   | @Tex | 0 | 0 | 0  | 0   | 0   | 9.00  | 0  | 0  | 0.1  | 0  | 0  | 0  | 0  | 0  | 0   | 0  | 1  | 2.81  | 5    |
| 4/28   | @KC  | 0 | 0 | 0  | 0   | 0   | 8.31  | 0  | 0  | 0.2  | 0  | 0  | 0  | 0  | 0  | 0   | 0  | 1  | 2.65  | 10   |
| 4/30   | @KC  | 0 | 0 | 0  | 0   | 1   | 8.00  | 0  | 0  | 0.1  | 0  | 0  | 0  | 0  | 0  | 0   | 0  | 0  | 2.57  | 2    |
| APRIL  |      | 0 | 2 | 0  | 0   | 3   | 8.00  | 0  | 0  | 9.0  | 9  | 8  | 8  | 3  | 1  | 0   | 0  | 9  | 2.57  | 126  |
| 5/4    | Oak  | 0 | 0 | 0  | 0   | 0   | 9.31  | 0  | 0  | 0.2  | 2  | 2  | 2  | 0  | 2  | 1   | 0  | 2  | 2.82  | 25   |
| 5/6    | Bos  | 0 | 0 | 0  | 0   | 0   | 9.28  | 0  | 0  | 1.0  | 3  | 1  | 1  | 0  | 0  | 0   | 0  | 0  | 3.11  | 19   |
| 5/7    | Bos  | 0 | 0 | 0  | 0   | 0   | 8.74  | 0  | 0  | 0.2  | 1  | 0  | 0  | 0  | 1  | 1   | 0  | 0  | 3.19  | 9    |
| 5/11   | @CWS | 1 | 0 | 0  | 0   | 1   | 8.03  | 0  | 0  | 1.0  | 0  | 0  | 0  | 0  | 0  | 0   | 0  | 3  | 3.00  | 18   |
| 5/18   | Col  | 0 | 0 | 0  | 0   | 0   | 6.91  | 0  | 0  | 2.0  | 0  | 0  | 0  | 0  | 0  | 0   | 0  | 5  | 2.68  | 26   |
| 5/24   | @Bal | 0 | 0 | 0  | 0   | 1   | 6.60  | 0  | 0  | 0.2  | 0  | 0  | 0  | 0  | 1  | 0   | 0  | 0  | 2.63  | 7    |
| 5/26   | TB   | 0 | 0 | 0  | 0   | 0   | 6.61  | 0  | 0  | 1.1  | 2  | 1  | 1  | 1  | 0  | 0   | 0  | 1  | 2.70  | 19   |
| 5/28   | TB   | 0 | 0 | 0  | 0   | 0   | 6.11  | 0  | 0  | 1.1  | 0  | 0  | 0  | 0  | 1  | 0   | 0  | 3  | 2.54  | 25   |
| 5/29   | Hou  | 0 | 0 | 0  | 0   | 0   | 8.50  | 0  | 0  | 0.1  | 3  | 5  | 5  | 0  | 1  | 0   | 1  | 0  | 2.82  | 18   |
| 5/31   | Hou  | 0 | 0 | 0  | 0   | 0   | 9.50  | 0  | 0  | 0.0  | 1  | 2  | 2  | 1  | 1  | 0   | 0  | 0  | 2.92  | 8    |
| MAY    |      | 1 | 0 | 0  | 0   | 2   | 11.00 | 0  | 0  | 9.0  | 12 | 11 | 11 | 2  | 7  | 2   | 1  | 14 | 3.24  | 174  |
| 6/13   | Sea  | 0 | 0 | 0  | 0   | 0   | 9.00  | 0  | 0  | 2.0  | 1  | 1  | 1  | 0  | 0  | 0   | 0  | 1  | 2.78  | 25   |
| 6/16   | Cle  | 0 | 0 | 0  | 0   | 0   | 8.18  | 0  | 0  | 2.0  | 1  | 0  | 0  | 0  | 0  | 0   | 1  | 2  | 2.67  | 24   |
| JUNE   |      | 0 | 0 | 0  | 0   | 0   | 2.25  | 0  | 0  | 4.0  | 2  | 1  | 1  | 0  | 0  | 0   | 1  | 3  | 1.43  | 49   |
| 7/1    | @KC  | 0 | 0 | 0  | 0   | 0   | 8.25  | 0  | 0  | 2.0  | 4  | 3  | 2  | 1  | 0  | 0   | 0  | 1  | 2.84  | 20   |
| 7/7    | Bal  | 0 | 0 | 0  | 0   | 1   | 7.92  | 0  | 0  | 1.0  | 1  | 0  | 0  | 0  | 0  | 0   | 0  | 1  | 2.86  | 15   |
| 7/9    | Bal  | 0 | 0 | 0  | 0   | 0   | 7.33  | 0  | 0  | 2.0  | 0  | 0  | 0  | 0  | 0  | 0   | 0  | 2  | 2.69  | 26   |
| 7/14   | @Hou | 0 | 0 | 0  | 0   | 0   | 7.07  | 0  | 0  | 1.0  | 2  | 0  | 0  | 0  | 0  | 0   | 1  | 1  | 2.78  | 25   |
| 7/16   | @Hou | 0 | 0 | 0  | 0   | 0   | 6.83  | 0  | 0  | 1.0  | 0  | 0  | 0  | 0  | 0  | 0   | 0  | 1  | 2.70  | 12   |
| 7/18   | NYN  | 0 | 0 | 0  | 0   | 0   | 7.12  | 0  | 0  | 1.1  | 3  | 2  | 2  | 1  | 0  | 0   | 0  | 1  | 2.80  | 19   |
| 7/23   | Det  | 0 | 0 | 0  | 0   | 0   | 6.82  | 0  | 0  | 1.1  | 0  | 0  | 0  | 0  | 0  | 0   | 0  | 3  | 2.70  | 15   |
| 7/25   | @LAD | 0 | 0 | 0  | 0   | 0   | 6.75  | 0  | 0  | 1.2  | 3  | 1  | 1  | 0  | 0  | 0   | 0  | 3  | 2.79  | 23   |
| 7/30   | @Oak | 0 | 0 | 0  | 1   | 0   | 6.68  | 0  | 0  | 0.1  | 1  | 0  | 0  | 0  | 0  | 0   | 0  | 1  | 2.82  | 10   |
| JULY   |      | 0 | 0 | 0  | 1   | 1   | 3.86  | 0  | 0  | 11.2 | 14 | 6  | 5  | 2  | 0  | 0   | 1  | 14 | 3.11  | 165  |
| 8/3    | Tex  | 0 | 0 | 0  | 0   | 0   | 6.37  | 0  | 0  | 1.2  | 0  | 0  | 0  | 0  | 0  | 0   | 0  | 0  | 2.72  | 11   |
| 8/5    | Tex  | 0 | 0 | 0  | 0   | 0   | 6.03  | 0  | 0  | 2.0  | 0  | 0  | 0  | 0  | 0  | 0   | 0  | 2  | 2.61  | 21   |
| 8/7    | Mil  | 0 | 0 | 0  | 0   | 1   | 5.87  | 0  | 0  | 1.0  | 0  | 0  | 0  | 0  | 1  | 0   | 0  | 0  | 2.57  | 7    |
| 8/10   | @Mil | 0 | 0 | 0  | 0   | 0   | 5.58  | 0  | 0  | 2.0  | 1  | 0  | 0  | 0  | 0  | 0   | 0  | 1  | 2.53  | 18   |
| 8/11   | @Det | 1 | 0 | 0  | 0   | 0   | 5.40  | 0  | 0  | 1.1  | 0  | 0  | 0  | 0  | 0  | 0   | 0  | 1  | 2.47  | 11   |
| 8/12   | @Det | 0 | 0 | 0  | 0   | 0   | 5.31  | 0  | 0  | 0.2  | 0  | 0  | 0  | 0  | 0  | 0   | 0  | 1  | 2.44  | 8    |
| 8/15   | Cle  | 0 | 0 | 0  | 0   | 0   | 5.27  | 0  | 0  | 0.1  | 0  | 0  | 0  | 0  | 0  | 0   | 0  | 0  | 2.42  | 2    |
| 8/17   | Cle  | 0 | 0 | 0  | 0   | 0   | 5.61  | 0  | 0  | 0.2  | 2  | 2  | 2  | 2  | 0  | 0   | 0  | 0  | 2.48  | 13   |
| 8/20   | Ari  | 0 | 0 | 0  | 0   | 0   | 5.36  | 0  | 0  | 2.0  | 0  | 0  | 0  | 0  | 0  | 0   | 0  | 1  | 2.38  | 26   |
| 8/24   | @CWS | 0 | 0 | 0  | 0   | 0   | 5.21  | 0  | 0  | 1.1  | 1  | 0  | 0  | 0  | 1  | 0   | 0  | 1  | 2.37  | 27   |
| 8/26   | @Tor | 0 | 0 | 0  | 0   | 0   | 4.99  | 0  | 0  | 2.0  | 1  | 0  | 0  | 0  | 1  | 0   | 0  | 1  | 2.33  | 25   |
| 8/30   | CWS  | 0 | 0 | 0  | 0   | 0   | 4.89  | 0  | 0  | 1.0  | 0  | 0  | 0  | 0  | 0  | 0   | 0  | 1  | 2.30  | 13   |
| AUGUST |      | 1 | 0 | 0  | 0   | 1   | 1.13  | 0  | 0  | 16.0 | 5  | 2  | 2  | 2  | 3  | 0   | 0  | 9  | 0.96  | 182  |
| 9/1    | KC   | 0 | 0 | 0  | 0   | 0   | 4.73  | 0  | 0  | 1.2  | 1  | 0  | 0  | 0  | 0  | 0   | 0  | 2  | 2.28  | 21   |
| 9/4    | @TB  | 0 | 0 | 0  | 0   | 0   | 4.85  | 0  | 0  | 0.2  | 0  | 1  | 1  | 0  | 1  | 1   | 0  | 1  | 2.26  | 5    |
| 9/6    | @TB  | 0 | 0 | 0  | 0   | 0   | 4.73  | 0  | 0  | 1.1  | 1  | 0  | 0  | 0  | 2  | 1   | 0  | 2  | 2.26  | 31   |
| 9/9    | @KC  | 0 | 1 | 0  | 0   | 0   | 5.06  | 0  | 0  | 0.0  | 1  | 2  | 2  | 0  | 1  | 0   | 0  | 0  | 2.30  | 8    |
| 9/15   | Tor  | 0 | 0 | 0  | 0   | 0   | 4.97  | 0  | 0  | 1.0  | 2  | 0  | 0  | 0  | 1  | 0   | 0  | 1  | 2.34  | 25   |
| 9/17   | Tor  | 0 | 0 | 0  | 0   | 0   | 4.82  | 0  | 0  | 1.2  | 0  | 0  | 0  | 0  | 0  | 0   | 0  | 1  | 2.28  | 13   |
| 9/19   | @NYN | 0 | 0 | 0  | 0   | 0   | 4.89  | 0  | 0  | 1.0  | 3  | 1  | 1  | 0  | 1  | 1   | 0  | 1  | 2.36  | 26   |
| 9/21   | @Det | 0 | 0 | 0  | 0   | 0   | 4.73  | 0  | 0  | 2.0  | 0  | 0  | 0  | 0  | 0  | 0   | 0  | 3  | 2.29  | 24   |
| 9/24   | @Det | 0 | 0 | 0  | 0   | 0   | 4.68  | 0  | 0  | 0.2  | 0  | 0  | 0  | 0  | 0  | 0   | 0  | 0  | 2.27  | 3    |
| 9/26   | @Cle | 0 | 0 | 0  | 0   | 0   | 4.80  | 0  | 0  | 0.1  | 1  | 1  | 1  | 1  | 0  | 0   | 0  | 0  | 2.30  | 6    |
| 9/27   | @Cle | 0 | 0 | 0  | 0   | 0   | 4.72  | 0  | 0  | 1.0  | 1  | 1  | 0  | 0  | 1  | 0   | 0  | 0  | 2.30  | 21   |
| 9/29   | Det  | 0 | 0 | 0  | 0   | 0   | 4.70  | 0  | 0  | 0.1  | 0  | 0  | 0  | 0  | 1  | 0   | 0  | 1  | 2.29  | 11   |
| SEPT.  |      | 0 | 1 | 0  | 0   | 0   | 3.86  | 0  | 0  | 11.2 | 10 | 6  | 5  | 1  | 8  | 3   | 0  | 12 | 2.27  | 194  |
| Totals |      | 2 | 3 | 0  | 1   | 7   | 4.70  | 0  | 0  | 61.1 | 52 | 34 | 32 | 10 | 19 | 5   | 3  | 61 | 2.29  | 890  |



# TAYLOR ROGERS

**HEIGHT/WEIGHT:** 6-3/170  
**BATS/THROWS:** L/L  
**BORN:** 12/17/90 in Littleton, CO  
**AGE:** 26  
**RESIDES:** Littleton, CO  
**ACQUIRED:** 11th round, 2012 First-Year Player Draft  
**M.L. SERVICE:** 1 year, 145 days  
**CONTRACT STATUS:** Signed thru 2017



**LEFT-HANDED PITCHER**

**55**

@TROGERS34

**PERSONAL:** Taylor Allen Rogers...2009 graduate of Chatfield (CO) High School...attended University of Kentucky and pitched for three years from 2010-12, going 13-18, 5.35 ERA (249.0 IP, 148 ER) with 55 walks and 172 strikeouts in 45 games (42 starts)...has twin brother, Tyler, who was drafted by San Francisco in the 10th round of the 2013 First-Year Player Draft out of Austin Peay State University and had a 2.37 ERA in 55 appearances for the Triple-A Sacramento River Cats in 2017...participated in 2017 Twins Winter Caravan.

## 2017:

- Made Twins Opening Day roster for first time in career.
- Posted a 1.86 ERA (9.2 IP, 2 ER) in 13 May games and a 0.75 ERA (12.0 IP, 1 ER) in 11 June games.
- Converted a hold in six straight games June 28-July 15.
- Posted a 2.14 ERA (33.2 IP, 8 ER) with an opponent batting average of .238 in 39 games pre-All-Star break, had a 4.50 ERA (22.0 IP, 11 ER) with an opponent batting average of .259 in 30 games after the break.
- Allowed five of 35 inherited runners to score for a 14.3 inherited runners scored percentage, tied for fourth-best in the AL.
- Held opponents scoreless in 20 of final 21 appearances from August 6 through end of season and scoreless in each of his final 15 appearances since August 25.
- Held left-handed hitters to a .173 batting average and right-handers to a .287 average.
- Twins went 48-21 in his appearances.
- Went 3-0, 1.88 ERA (28.2 IP, 6 ER) in 33 home games and 4-3, 4.33 ERA (27.0 IP, 13 ER) in 36 road games.
- Ranked fifth in the AL among left-handed relievers in games (69).
- Led baseball in holds (30) and ranked third in club history, trailing J.C. Romero's 33 in 2002 and Matt Guerrier's 33 in 2009.

**2016:** Began season with Triple-A Rochester...appeared in seven games (2 starts) for the Red Wings and was recalled by Minnesota April 13 (Glen Perkins - disabled list)...made major league debut April 14 vs. Chicago-AL, pitching 0.2 scoreless inning with one hit allowed...recorded first career strikeout May 18 at Detroit, fanning J.D. Martinez...recorded first major league win June 2 vs. Tampa Bay with 2.0 scoreless innings of relief...allowed four home runs in first 12 appearances but did not allow one from June 11-August 30 (35.0 IP)...posted a 17.0-inning scoreless streak June 17-July 23, the longest by a Twin for the season...held left-handed hitters to a .202 (17-for-84) average and right-handers to a .291 (46-for-158) average with Twins...ranked second on the Twins staff in holds (9) and third in games (57)...ranked fifth among AL rookies in games (57), first among left-handers...tied for ninth in games among all AL left-handed pitchers...finished seventh on the Twins all-time list in games for rookies, fourth among left-handed pitchers (Jose Mijares, 2009 - 71; Gary Wayne, 1989 - 60; Len Whitehouse, 1983 - 60).

**2015:** Was an invite to Twins spring training; reassigned to minor league camp March 15 and spent entire season with Triple-A Rochester...pitched two 6.0-inning complete games, May 22 at Norfolk and July 10 at Syracuse, the fifth and sixth complete games of his professional career...named International League All-Star, pitching 1.0 inning of relief with one walk July 15 at Omaha...pitched 6.0-plus innings in 22 of 27 starts for Red Wings and 7.0-plus in nine starts...17 of 27 starts were quality starts...held left-handed batters to a .177 (34-for-192) average and right-handers to a .326 (156-for-479) average at Rochester...ranked second in minor league baseball in innings pitched (174.0), trailing only teammate Pat Dean (179.0)...ranked third in the organization in innings, trailing only Kyle Gibson (194.2) and Dean...led the Red Wings staff in strikeouts (126) and tied for second in wins (11)...tied for first in the International League in starts (27), second in innings pitched and strikeouts, tied for second in complete games (2), and tied for third in wins...pitched for Scottsdale in the Arizona Fall League, going 2-2, 2.88 ERA (25.0 IP, 8 ER) with 11 walks and 21 strikeouts in six starts...ranked second on Scorpions staff in innings pitched and strikeouts...tied for sixth in AFL in strikeouts and ranked 10th in innings pitched...added to Twins 40-man roster November 20...ranked 14th best prospect in Twins system by *Baseball America* entering 2016.

**2014:** Spent entire season with Double-A New Britain...named Twins minor league Player of the Week June 27 after allowing one run and one walk in 8.0 innings pitched while striking out 11 June 25 vs. Altoona...named Eastern League Midseason All-Star...placed on 7-day disabled list with left biceps tendinitis July 20; reinstated August 9...named Twins minor league Pitcher of the Month in August, going 3-0, 0.64 ERA (28.0 IP, 2 ER) in five starts...held left-handed batters to a

| 2017 SINGLE-GAME HIGHS      |  |                                    |  |
|-----------------------------|--|------------------------------------|--|
| IP: 2.0, 6/14 vs. SEA       |  | Walks: 2, 2x, last 7/17 vs. NYY    |  |
| SO: 3, 2x, last 8/5 vs. TEX |  | CG: --                             |  |
| Win-Streak: 4, 5/27-7/17    |  | Low-Hit: --                        |  |
| CAREER SINGLE-GAME HIGHS    |  |                                    |  |
| IP: 2.2, 8/30/16 at CLE     |  | Walks: 2, 6x, last 7/17/17 vs. NYY |  |
| SO: 4, 8/30/16 at CLE       |  | CG: --                             |  |
| Win-Streak: 4, 5/27-7/17/17 |  | Low-Hit: --                        |  |

.217 (31-for-143) batting average and right-handers to a .285 (119-for-417) average...led the Rock Cats in innings pitched (145.0), wins (11), strikeouts (113) and was second in starts (24)...tied for third in the Eastern League in wins, fifth in strikeouts, sixth in innings pitched and ERA (3.29)...pitched for Salt River in the Arizona Fall League, going 0-0, 1.59 ERA (5.2 IP, 1 ER) in three games (2 starts)...named 15th best prospect in Twins system by *Baseball America* entering 2015.

**2013:** Started season with Single-A Cedar Rapids where he made three starts before being transferred to Single-A Ft. Myers to finish the season... named Twins minor league Player of the Week May 31, tossing 7.0 shutout innings in a win vs. Bradenton...placed on 7-day disabled list with left groin strain July 4; reinstated July 11...pitched first career complete game shutout July 18 at Dunedin, allowing one hit (2-out double in the sixth), eight strikeouts and two walks in 9.0 innings; named the Florida State League Pitcher of the Week following that outing...named Twins minor league Pitcher of the Month in August, going 2-1, 0.89 ERA (40.1 IP, 4 ER) with 32 strikeouts in six starts...led Florida State League in complete games (3), tied for first in shutouts (2), second in ERA (2.55), second in fewest baserunners-per-9.0 innings, and third in wins (11)...named Florida State League Postseason All-Star...ranked 19th best prospect in Twins system by *Baseball America* entering 2014.

**2012:** Began first professional season with Rookie Elizabethton...spent second half of season with Single-A Beloit...combined to go 4-3, 2.27 ERA (63.1 IP, 16 ER) with 17 walks and 74 strikeouts in 15 games (10 starts) at both levels combined.

**PROFESSIONAL:** Selected by Twins in 11th round of 2012 First-Year Player Draft; signed by scout Rick Sellers...originally drafted by Baltimore in 37th round of 2009 First-Year Player Draft.

| ROGERS' PITCHING RECORD |              |       |      |     |    |    |    |    |       |     |     |     |    |    |     |     |    |      |      |
|-------------------------|--------------|-------|------|-----|----|----|----|----|-------|-----|-----|-----|----|----|-----|-----|----|------|------|
| YEAR                    | CLUB         | W-L   | ERA  | G   | GS | CG | SH | SV | IP    | H   | R   | ER  | HR | HB | BB  | SO  | WP | K/9  | BAA  |
| 2012                    | Elizabethton | 2-1   | 1.80 | 6   | 6  | 0  | 0  | 0  | 30.0  | 20  | 7   | 6   | 2  | 3  | 5   | 39  | 0  | 11.7 | .187 |
|                         | Beloit       | 2-2   | 2.70 | 9   | 4  | 0  | 0  | 0  | 33.1  | 33  | 18  | 10  | 5  | 2  | 12  | 35  | 5  | 9.4  | .248 |
| 2013                    | Cedar Rapids | 0-1   | 7.20 | 3   | 3  | 0  | 0  | 0  | 10.0  | 14  | 12  | 8   | 1  | 0  | 4   | 10  | 1  | 9.0  | .304 |
|                         | Ft. Myers    | 11-6  | 2.55 | 22  | 21 | 3  | 2  | 0  | 130.2 | 119 | 46  | 37  | 5  | 9  | 32  | 83  | 8  | 5.7  | .248 |
| 2014                    | New Britain  | 11-6  | 3.29 | 24  | 24 | 1  | 0  | 0  | 145.0 | 150 | 63  | 53  | 4  | 6  | 37  | 113 | 4  | 7.0  | .268 |
| 2015                    | Rochester    | 11-12 | 3.98 | 28  | 27 | 2  | 0  | 0  | 174.0 | 190 | 83  | 77  | 9  | 4  | 44  | 126 | 4  | 6.5  | .283 |
| 2016                    | Rochester    | 0-1   | 4.50 | 7   | 2  | 0  | 0  | 0  | 18.0  | 24  | 15  | 9   | 1  | 0  | 6   | 15  | 0  | 7.5  | .316 |
|                         | MINNESOTA    | 3-1   | 3.96 | 57  | 0  | 0  | 0  | 0  | 61.1  | 63  | 29  | 27  | 7  | 5  | 16  | 64  | 1  | 9.4  | .260 |
| 2017                    | MINNESOTA    | 7-3   | 3.07 | 69  | 0  | 0  | 0  | 0  | 55.2  | 52  | 20  | 19  | 6  | 3  | 21  | 49  | 1  | 7.9  | .246 |
| Minor League Totals     |              | 37-29 | 3.33 | 99  | 87 | 6  | 2  | 0  | 541.0 | 550 | 244 | 200 | 27 | 24 | 140 | 421 | 22 | 7.0  | .265 |
| Major League Totals     |              | 10-4  | 3.54 | 126 | 0  | 0  | 0  | 0  | 117.0 | 115 | 49  | 46  | 13 | 8  | 37  | 113 | 2  | 8.7  | .254 |

| ROGERS' CAREER FIELDING RECORD |      |     |    |    |   |    |    |    |
|--------------------------------|------|-----|----|----|---|----|----|----|
| POSITION                       | PCT  | G   | PO | A  | E | TC | DP | PB |
| Pitcher                        | .885 | 126 | 5  | 18 | 3 | 26 | 2  | —  |



| ROGERS' GAME LOGS |      |   |   |    |     |     |      |    |    |      |    |    |    |    |    |     |    |    |      |      |
|-------------------|------|---|---|----|-----|-----|------|----|----|------|----|----|----|----|----|-----|----|----|------|------|
| DATE              | OPP. | W | L | SV | SVO | HLD | ERA  | GS | CG | IP   | H  | R  | ER | HR | BB | IBB | HB | SO | AVG  | #PIT |
| 4/5               | KC   | 0 | 0 | 0  | 0   | 1   | 0.00 | 0  | 0  | 0.2  | 0  | 0  | 0  | 0  | 0  | 0   | 0  | 1  | 0.00 | 8    |
| 4/6               | KC   | 1 | 0 | 0  | 0   | 0   | 0.00 | 0  | 0  | 1.0  | 1  | 0  | 0  | 0  | 1  | 1   | 0  | 2  | .167 | 17   |
| 4/9               | @CWS | 0 | 0 | 0  | 0   | 1   | 0.00 | 0  | 0  | 0.1  | 2  | 0  | 0  | 0  | 0  | 0   | 0  | 1  | .333 | 11   |
| 4/17              | Cle  | 0 | 0 | 0  | 0   | 0   | 0.00 | 0  | 0  | 1.0  | 0  | 0  | 0  | 0  | 0  | 0   | 0  | 0  | .273 | 7    |
| 4/20              | Cle  | 0 | 0 | 0  | 1   | 0   | 3.00 | 0  | 0  | 0.0  | 1  | 1  | 1  | 0  | 2  | 1   | 0  | 0  | .333 | 11   |
| 4/21              | Det  | 0 | 0 | 0  | 0   | 1   | 2.25 | 0  | 0  | 1.0  | 0  | 0  | 0  | 0  | 0  | 0   | 0  | 0  | .267 | 5    |
| 4/22              | Det  | 0 | 0 | 0  | 0   | 0   | 1.80 | 0  | 0  | 1.0  | 1  | 0  | 0  | 0  | 0  | 0   | 0  | 0  | .278 | 16   |
| 4/24              | @Tex | 0 | 0 | 0  | 0   | 1   | 1.50 | 0  | 0  | 1.0  | 1  | 0  | 0  | 0  | 0  | 0   | 0  | 0  | .273 | 12   |
| 4/26              | @Tex | 0 | 1 | 0  | 0   | 0   | 5.68 | 0  | 0  | 0.1  | 1  | 3  | 3  | 0  | 1  | 0   | 1  | 1  | .292 | 20   |
| 4/28              | @KC  | 0 | 0 | 0  | 0   | 1   | 5.40 | 0  | 0  | 0.1  | 0  | 0  | 0  | 0  | 0  | 0   | 0  | 0  | .280 | 3    |
| 4/30              | @KC  | 0 | 0 | 0  | 0   | 1   | 4.70 | 0  | 0  | 1.0  | 0  | 0  | 0  | 0  | 0  | 0   | 0  | 0  | .250 | 10   |
| APRIL             |      | 1 | 1 | 0  | 1   | 6   | 4.70 | 0  | 0  | 7.2  | 7  | 4  | 4  | 0  | 4  | 2   | 1  | 5  | .250 | 120  |
| 5/3               | Oak  | 0 | 0 | 0  | 0   | 0   | 4.15 | 0  | 0  | 1.0  | 1  | 0  | 0  | 0  | 0  | 0   | 0  | 2  | .250 | 15   |
| 5/5               | Bos  | 0 | 0 | 0  | 0   | 1   | 4.00 | 0  | 0  | 0.1  | 0  | 0  | 0  | 0  | 0  | 0   | 0  | 0  | .242 | 4    |
| 5/7               | Bos  | 0 | 0 | 0  | 0   | 0   | 4.82 | 0  | 0  | 0.1  | 2  | 1  | 1  | 0  | 0  | 0   | 0  | 1  | .278 | 11   |
| 5/9               | @CWS | 0 | 0 | 0  | 0   | 0   | 4.35 | 0  | 0  | 1.0  | 1  | 0  | 0  | 0  | 0  | 0   | 0  | 2  | .275 | 12   |
| 5/11              | @CWS | 0 | 0 | 0  | 0   | 1   | 3.97 | 0  | 0  | 1.0  | 0  | 0  | 0  | 0  | 0  | 0   | 0  | 0  | .262 | 7    |
| 5/12              | @Cle | 0 | 0 | 0  | 0   | 1   | 3.86 | 0  | 0  | 0.1  | 1  | 0  | 0  | 0  | 0  | 0   | 0  | 0  | .273 | 8    |
| 5/13              | @Cle | 0 | 0 | 0  | 0   | 1   | 3.75 | 0  | 0  | 0.1  | 0  | 0  | 0  | 0  | 0  | 0   | 0  | 0  | .267 | 1    |
| 5/18              | Col  | 0 | 0 | 0  | 0   | 1   | 3.65 | 0  | 0  | 0.1  | 0  | 0  | 0  | 0  | 0  | 0   | 0  | 0  | .261 | 3    |
| 5/19              | KC   | 0 | 0 | 0  | 0   | 0   | 3.38 | 0  | 0  | 1.0  | 0  | 0  | 0  | 0  | 0  | 0   | 0  | 0  | .245 | 7    |
| 5/21              | KC   | 0 | 0 | 0  | 0   | 0   | 3.77 | 0  | 0  | 1.0  | 2  | 1  | 1  | 1  | 0  | 0   | 0  | 0  | .264 | 9    |
| 5/24              | @Bal | 0 | 0 | 0  | 0   | 1   | 3.52 | 0  | 0  | 1.0  | 1  | 0  | 0  | 0  | 0  | 0   | 0  | 2  | .259 | 15   |
| 5/27              | TB   | 1 | 0 | 0  | 0   | 0   | 3.31 | 0  | 0  | 1.0  | 0  | 0  | 0  | 0  | 0  | 0   | 0  | 0  | .246 | 13   |
| 5/28              | TB   | 0 | 0 | 0  | 0   | 0   | 3.12 | 0  | 0  | 1.0  | 2  | 0  | 0  | 0  | 0  | 0   | 0  | 1  | .258 | 20   |
| MAY               |      | 1 | 0 | 0  | 0   | 6   | 1.86 | 0  | 0  | 9.2  | 10 | 2  | 2  | 1  | 0  | 0   | 0  | 8  | .263 | 125  |
| 6/1               | @LAA | 1 | 0 | 0  | 0   | 0   | 3.44 | 0  | 0  | 1.0  | 2  | 1  | 1  | 1  | 0  | 0   | 0  | 1  | .268 | 15   |
| 6/4               | @LAA | 0 | 0 | 0  | 0   | 1   | 3.38 | 0  | 0  | 0.1  | 0  | 0  | 0  | 0  | 1  | 0   | 0  | 0  | .264 | 9    |
| 6/7               | @Sea | 0 | 0 | 0  | 0   | 1   | 3.26 | 0  | 0  | 0.2  | 0  | 0  | 0  | 0  | 0  | 0   | 0  | 0  | .257 | 8    |
| 6/8               | @Sea | 0 | 0 | 0  | 0   | 1   | 3.10 | 0  | 0  | 1.0  | 2  | 0  | 0  | 0  | 0  | 0   | 0  | 0  | .269 | 14   |
| 6/14              | Sea  | 0 | 0 | 0  | 0   | 0   | 2.82 | 0  | 0  | 2.0  | 0  | 0  | 0  | 0  | 0  | 0   | 0  | 1  | .250 | 20   |
| 6/17              | Cle  | 0 | 0 | 0  | 0   | 0   | 2.70 | 0  | 0  | 1.0  | 1  | 0  | 0  | 0  | 1  | 0   | 0  | 0  | .250 | 20   |
| 6/18              | Cle  | 0 | 0 | 0  | 0   | 0   | 2.55 | 0  | 0  | 1.1  | 0  | 0  | 0  | 0  | 0  | 0   | 0  | 1  | .239 | 16   |
| 6/20              | CWS  | 0 | 0 | 0  | 0   | 1   | 2.45 | 0  | 0  | 1.0  | 2  | 0  | 0  | 0  | 0  | 0   | 0  | 1  | .247 | 14   |
| 6/23              | @Cle | 0 | 0 | 0  | 0   | 0   | 2.36 | 0  | 0  | 1.0  | 1  | 0  | 0  | 0  | 0  | 0   | 0  | 0  | .248 | 12   |
| 6/24              | @Cle | 1 | 0 | 0  | 0   | 0   | 2.25 | 0  | 0  | 1.1  | 1  | 0  | 0  | 0  | 1  | 0   | 0  | 2  | .245 | 27   |
| 6/28              | @Bos | 0 | 0 | 0  | 0   | 1   | 2.15 | 0  | 0  | 1.1  | 0  | 0  | 0  | 0  | 0  | 0   | 1  | 2  | .236 | 13   |
| JUNE              |      | 2 | 0 | 0  | 0   | 5   | 0.75 | 0  | 0  | 12.0 | 9  | 1  | 1  | 1  | 3  | 0   | 1  | 8  | .205 | 168  |
| 7/1               | @KC  | 0 | 0 | 0  | 0   | 1   | 2.08 | 0  | 0  | 1.0  | 0  | 0  | 0  | 0  | 0  | 0   | 0  | 1  | .230 | 18   |
| 7/4               | LAA  | 0 | 0 | 0  | 0   | 1   | 2.27 | 0  | 0  | 1.1  | 3  | 1  | 1  | 1  | 0  | 0   | 0  | 2  | .244 | 27   |
| 7/6               | Bal  | 0 | 0 | 0  | 0   | 1   | 2.20 | 0  | 0  | 1.0  | 1  | 0  | 0  | 0  | 0  | 0   | 0  | 1  | .244 | 18   |
| 7/7               | Bal  | 0 | 0 | 0  | 0   | 1   | 2.14 | 0  | 0  | 1.0  | 0  | 0  | 0  | 0  | 0  | 0   | 0  | 0  | .238 | 4    |
| 7/15              | @Hou | 0 | 0 | 0  | 0   | 1   | 2.06 | 0  | 0  | 1.1  | 0  | 0  | 0  | 0  | 0  | 0   | 0  | 1  | .231 | 13   |
| 7/17              | NYN  | 1 | 0 | 0  | 0   | 0   | 1.98 | 0  | 0  | 1.1  | 1  | 0  | 0  | 0  | 2  | 2   | 0  | 0  | .231 | 12   |
| 7/19              | NYN  | 0 | 0 | 0  | 0   | 0   | 1.93 | 0  | 0  | 1.0  | 1  | 0  | 0  | 0  | 0  | 0   | 0  | 1  | .232 | 21   |
| 7/22              | Det  | 0 | 0 | 0  | 0   | 0   | 2.15 | 0  | 0  | 0.1  | 2  | 2  | 1  | 1  | 1  | 0   | 0  | 0  | .241 | 24   |
| 7/24              | @LAD | 0 | 1 | 0  | 1   | 0   | 2.79 | 0  | 0  | 1.0  | 3  | 3  | 3  | 1  | 0  | 0   | 0  | 3  | .252 | 25   |
| 7/26              | @LAD | 0 | 0 | 0  | 0   | 1   | 2.97 | 0  | 0  | 0.2  | 0  | 1  | 1  | 0  | 1  | 0   | 0  | 1  | .248 | 13   |
| 7/29              | @Oak | 0 | 1 | 0  | 1   | 0   | 3.40 | 0  | 0  | 0.1  | 1  | 2  | 2  | 1  | 1  | 0   | 0  | 0  | .252 | 12   |
| 7/30              | @Oak | 0 | 0 | 0  | 0   | 1   | 3.79 | 0  | 0  | 0.2  | 1  | 2  | 2  | 0  | 1  | 0   | 0  | 1  | .253 | 18   |
| JULY              |      | 1 | 2 | 0  | 2   | 7   | 8.18 | 0  | 0  | 11.0 | 13 | 11 | 10 | 4  | 6  | 2   | 0  | 11 | .295 | 205  |
| 8/5               | Tex  | 0 | 0 | 0  | 0   | 0   | 3.92 | 0  | 0  | 1.0  | 1  | 1  | 1  | 0  | 0  | 0   | 1  | 3  | .253 | 25   |
| 8/6               | Tex  | 0 | 0 | 0  | 0   | 1   | 3.83 | 0  | 0  | 1.0  | 0  | 0  | 0  | 0  | 0  | 0   | 0  | 0  | .248 | 7    |
| 8/9               | @Mil | 0 | 0 | 0  | 0   | 0   | 3.74 | 0  | 0  | 1.0  | 0  | 0  | 0  | 0  | 0  | 0   | 0  | 2  | .244 | 16   |
| 8/11              | @Det | 0 | 0 | 0  | 0   | 1   | 3.65 | 0  | 0  | 1.0  | 1  | 0  | 0  | 0  | 1  | 0   | 0  | 0  | .246 | 20   |
| 8/17              | Cle  | 0 | 0 | 0  | 0   | 1   | 3.60 | 0  | 0  | 0.2  | 0  | 0  | 0  | 0  | 1  | 0   | 0  | 1  | .243 | 16   |
| 8/18              | Ari  | 0 | 0 | 0  | 0   | 1   | 3.52 | 0  | 0  | 1.0  | 0  | 0  | 0  | 0  | 0  | 0   | 0  | 1  | .238 | 13   |
| 8/23              | @CWS | 0 | 0 | 0  | 1   | 0   | 3.64 | 0  | 0  | 1.0  | 2  | 1  | 1  | 0  | 1  | 1   | 0  | 1  | .244 | 20   |
| 8/25              | @Tor | 0 | 0 | 0  | 0   | 0   | 3.59 | 0  | 0  | 0.2  | 1  | 0  | 0  | 0  | 1  | 0   | 0  | 0  | .246 | 11   |
| 8/27              | @Tor | 0 | 0 | 0  | 0   | 0   | 3.56 | 0  | 0  | 0.1  | 0  | 0  | 0  | 0  | 0  | 0   | 0  | 0  | .244 | 3    |
| AUGUST            |      | 0 | 0 | 0  | 1   | 4   | 2.35 | 0  | 0  | 7.2  | 5  | 2  | 2  | 0  | 4  | 1   | 1  | 8  | .192 | 131  |
| 9/2               | KC   | 0 | 0 | 0  | 0   | 0   | 3.49 | 0  | 0  | 1.0  | 2  | 0  | 0  | 0  | 0  | 0   | 0  | 1  | .249 | 13   |
| 9/3               | KC   | 0 | 0 | 0  | 0   | 0   | 3.47 | 0  | 0  | 0.1  | 0  | 0  | 0  | 0  | 1  | 0   | 0  | 0  | .247 | 6    |
| 9/5               | @TB  | 0 | 0 | 0  | 0   | 0   | 3.40 | 0  | 0  | 1.0  | 1  | 0  | 0  | 0  | 0  | 0   | 0  | 1  | .247 | 15   |
| 9/6               | @TB  | 1 | 0 | 0  | 0   | 0   | 3.31 | 0  | 0  | 1.1  | 0  | 0  | 0  | 0  | 0  | 0   | 0  | 2  | .242 | 16   |
| 9/8               | @KC  | 0 | 0 | 0  | 0   | 0   | 3.31 | 0  | 0  | 0.0  | 2  | 0  | 0  | 0  | 0  | 0   | 0  | 0  | .250 | 10   |
| 9/9               | @KC  | 0 | 0 | 0  | 0   | 0   | 3.29 | 0  | 0  | 0.1  | 0  | 0  | 0  | 0  | 0  | 0   | 0  | 0  | .249 | 1    |
| 9/13              | SD   | 0 | 0 | 0  | 0   | 0   | 3.27 | 0  | 0  | 0.1  | 1  | 0  | 0  | 0  | 0  | 0   | 0  | 0  | .251 | 9    |
| 9/14              | Tor  | 0 | 0 | 0  | 0   | 1   | 3.23 | 0  | 0  | 0.2  | 0  | 0  | 0  | 0  | 1  | 0   | 0  | 0  | .249 | 12   |
| 9/18              | @NYN | 0 | 0 | 0  | 0   | 0   | 3.19 | 0  | 0  | 0.2  | 0  | 0  | 0  | 0  | 0  | 0   | 0  | 1  | .246 | 9    |
| 9/24              | @Det | 0 | 0 | 0  | 0   | 0   | 3.17 | 0  | 0  | 0.1  | 1  | 0  | 0  | 0  | 1  | 0   | 0  | 0  | .249 | 10   |
| 9/26              | @Cle | 1 | 0 | 0  | 0   | 0   | 3.13 | 0  | 0  | 0.2  | 0  | 0  | 0  | 0  | 0  | 0   | 0  | 1  | .246 | 5    |
| 9/28              | @Cle | 0 | 0 | 0  | 0   | 0   | 3.11 | 0  | 0  | 0.1  | 1  | 0  | 0  | 0  | 0  | 0   | 0  | 1  | .249 | 4    |
| 9/29              | Det  | 0 | 0 | 0  | 0   | 1   | 3.07 | 0  | 0  | 0.2  | 0  | 0  | 0  | 0  | 1  | 0   | 0  | 2  | .246 | 11   |
| SEPT.             |      | 2 | 0 | 0  | 0   | 2   | 0.00 | 0  | 0  | 7.2  | 8  | 0  | 0  | 0  | 4  | 0   | 0  | 9  | .258 | 121  |
| Totals            |      | 7 | 3 | 0  | 4   | 30  | 3.07 | 0  | 0  | 55.2 | 52 | 20 | 19 | 6  | 21 | 5   | 3  | 49 | .246 | 870  |



# EDDIE ROSARIO

**HEIGHT/WEIGHT:** 6-0/180  
**BATS/THROWS:** L/R  
**BORN:** 9/28/91 in Guayama, PR  
**AGE:** 26  
**RESIDES:** Guayama, PR  
**ACQUIRED:** 4th round, 2010 First-Year Player Draft  
**M.L. SERVICE:** 2 years, 120 days  
**CONTRACT STATUS:** Signed thru 2017



OUTFIELDER

20

@EDDIEROSARIO09

**PERSONAL:** Eddie Manuel Rosario (pronounced row-SAW-ree-oh)...attended Rafael Lopez Landron (PR) High School; one of five players from that school to be drafted by major league teams...he and his wife, Milany, had their third child, a boy named Lucas, on June 11, 2015.

**CAREER HIGHLIGHTS:** Name AL Player of the Week on August 13, 2017...hit three home runs June 13, 2017 vs. Seattle, becoming the seventh player in club history with a three-homer game (Bob Allison, Harmon Killebrew, Tony Oliva, Justin Morneau, Max Kepler and Brian Dozier)...named 2015 Jim Kaat Award winner for Twins Defensive Player of the Year...led all rookies in outfield assists (16) in 2015; tied Kirby Puckett's 1984 total for most outfield assists in Twins history for rookies and tied for fifth-most among any Twins in club history...led baseball in triples (15) in 2015 and was the most for a rookie since 1991, when St. Louis' Ray Lankford had 15; third-most among all players in Twins history...ranked 10th-best prospect in Twins system by *Baseball America* entering 2015.

## 2017:

- Played for Puerto Rico in the World Baseball Classic, hitting .316 (6-for-19) with two doubles, one triple, five RBI and three runs scored in six games.
- Made Twins Opening Day roster for second time in career and was Opening Day leftfielder, batting ninth April 3 vs. Kansas City.
- Hit safely in career-high 15 straight April 17-May 5, hitting .404 (23-for-57) with three doubles, three home runs and seven RBI during the streak.
- Hit three home runs June 13 vs. Seattle, becoming the seventh player in club history with a three-homer game, joining Bob Allison (May 17, 1963 at Cleveland), Harmon Killebrew (September 21, 1963 at Boston), Tony Oliva (July 3, 1973 at Kansas City), Justin Morneau (July 6, 2007 at Chicago-AL), Max Kepler (August 1, 2016 at Cleveland) and Brian Dozier (September 5, 2016 vs. Kansas City); also set a career high with five RBI.
- Recorded a career high with five hits July 1 at Kansas City, all singles.
- Earned AL Player of the Week August 13, hitting .444 (12-for-27) with 10 runs scored, three doubles, four home runs, nine RBI and a stolen base over seven games...among AL players, he finished the period first in runs scored and total bases (27); tied for first in home runs and extra-base hits (7); second in slugging percentage (1.000); tied for second in RBI; tied for third in hits; fifth in batting average; and tied for fifth in doubles.
- Hit second career grand slam August 20 vs. Arizona; according to Elias, only one other first-, second-, or third-place batter in franchise history had ever hit a grand slam in the first inning; on June 28, 1933, Hall of Famer Heinie Manush, batting second in the Washington Senators lineup, hit a first-inning grand slam in a 15-2 win at Cleveland.
- Hit first career walk-off home run September 13 vs. San Diego.
- Hit .300 (91-for-303) from July 1 through the end of the season; hit .321 (27-for-84) in 23 July games, .307 (35-for-114) in 29 August games and .276 (29-for-105) in 27 September games.
- Hit .279 (48-for-172) against left-handed pitching and .295 (109-for-370) against right-handed pitching.
- Set career highs in games (150), runs (79), hits (157), doubles (33), home runs (27), RBI (78) and walks (35)
- Ranked second on club in doubles, RBI and runs, and ranked third in hits and home runs.

**2016:** Made Twins Opening Day roster, first of his career...was Opening Day leftfielder, batting fifth April 4 at Baltimore...hit first career pinch-hit homer April 19 at Milwaukee...tied career-high with four hits, three times: April 21 at Milwaukee, July 9 at Texas and July 23 at Boston...hit .200 (23-for-115) with seven extra-base hits in 32 games and was optioned to Triple-A Rochester May 19...played 41 games for the Red Wings and hit .319 (51-for-160), including a stretch of 25 games from May 25-June 21, where he hit .418 (41-for-98)...recalled from Rochester July 1...hit .316

(24-for-76) in 20 July games and .311 (32-for-103) in 28 August games for Minnesota...hit second career pinch-hit homer August 5 at Tampa Bay; came in the seventh inning that turned a 2-1 deficit into a 3-2 lead and eventual 6-2 Twins victory...according to the Elias Sports Bureau, it was the first pinch-hit home run that turned a deficit into a lead for the Twins since Matt LeCroy hit a pinch-hit grand slam at Toronto May 19, 2004...hit 10th home run September 17 at New York-NL, giving him double-digit home run totals in consecutive seasons...fractured left thumb sliding into first base September 17 at New York-NL, ending his season...combined to hit .285 (141-for-495) with 31 doubles, 17 home runs and 57 RBI in 133 games between Rochester and Minnesota.

**2015:** Played in first career spring training with Twins and optioned to Triple-A Rochester March 28...played 23 games for the Red Wings, hitting .242 (23-for-95) with two doubles, one triple, three home runs and 12 RBI...recalled from Triple-A Rochester May 4 when Twins placed outfielder Oswaldo Arcia on 15-day disabled list...made major league debut May 6 vs. Oakland and homered on first pitch he saw, off Scott Kazmir, becoming the 10th Twin to ever homer in his first career game and sixth to ever homer in his first at-bat as Twin...according to Elias, he became one of 115 players in baseball history to homer in first career at-bat and one of 109 players to homer in first plate appearance...according to Baseball Almanac, he became the 29th player in baseball history to homer on first pitch...drove in at least one run in each of first four career games May 6-9, setting a Twins/Senators franchise record...the last Twin/Senator who had an RBI in at least each of his first three career games was Bob Oldis, May 10-June 25, 1953...was third player in baseball to record an RBI in each of first four games played on season (Corey Dickerson and Lorenzo Cain)...hit safely in season-high eight straight games May 24-June 3, hitting .407 (11-for-27) in that span...placed on Paternity List June 9 to attend birth of son Lucas in Miami, missing one game...recorded 25 hits in June, fourth most among AL rookies...also scored 13 runs, tied for third most among AL rookies...tripled in three straight games July 28-30, becoming the fourth player in club history to do so, joining Rod Carew (1977), Dan Gladden (1991) and Delmon Young (2008)...went 3-for-5, falling a single short of the cycle July 30 vs. Seattle, lining out in final two at-bats, one to centerfield and one to shortstop...he became the first rookie in club history to have two games with at least three extra-base hits in one season...hit ninth triple August 16 vs. Cleveland, tying Tony Oliva for most triples by a rookie in Twins history; hit 10th August 25 at Tampa Bay, setting Twins rookie record...also homered in that game becoming the first Twins rookie to homer and triple in same game since Gary Gaetti, who did it twice in 1982...stole his 10th base August 30 vs. Houston, becoming the ninth different Twin (17th time) with 10-plus steals and 10-plus triples in a season and first-ever rookie; the last to do so was Denard Span in 2009 (10 triples, 23 steals)...also became the first rookie in baseball with 10-plus steals and 10-plus triples since Alcides Escobar and Austin Jackson both did it in 2010...hit first career grand slam September 3 vs. Chicago-AL, off Jeff Samardzija, one of three grand slams for a Twin on the season...hit 10th home run September 16 vs. Detroit, becoming the ninth different Twin (11th time) to record double-digit triple and homer totals in a single season and first since Cristian Guzman (2001); became first rookie in baseball to do so since Hanley Ramirez did it for Florida in 2006...was one of four players in baseball to post double-digit totals in doubles, triples and home runs, joining Evan Gattis, Kevin Kiermaier and David Peralta...led baseball in triples (15), which was the most for a rookie since 1991 when St. Louis' Ray Lankford had 15...ranked first among AL rookies in triples, third in games (122) and multi-hit games (34), fourth in runs (60), tied for fifth in home runs (13), and fifth in RBI (50)...tied for second in baseball in outfield assists (16) and led all rookies; it marked the most for a rookie since 2007, when Delmon Young had 16 for Tampa Bay; also it tied Kirby Puckett's 1984 total for most in Twins history for rookies and tied for fifth most among any Twins in club history...given Jim Kaat Award for Twins Defensive Player of the Year as voted on by the Twin Cities Chapter of the BBWAA.

**2014:** Missed time serving 50-game suspension and reinstated May 29; began season with Single-A Ft. Myers...played eight games for the Miracle, hitting .300 (9-for-30) and promoted to Double-A New Britain June 6...recorded two-homer game July 22 vs. Altoona...combined to hit .243 (84-for-346) with 20 doubles, three triples, eight home runs, 40 RBI and 45 runs scored in 87 games between both levels...played 72 games in the outfield (50 in centerfield) and 18 at second base at both levels combined...participated in the Arizona Fall League, for the Salt River Rafter, hitting .330 (33-for-100) with 18 RBI and 10 stolen bases in 24 games; lost batting title to Cincinnati prospect Jesse Winker (.338) on final day of season...named to AFL East Fall Stars Team; went 4-for-5 with a double and home run...ranked 10th best prospect in Twins system by *Baseball America* entering 2015...added to Twins 40-man roster November 20.

**2013:** Began exhibition season playing for Team Puerto Rico in the World Baseball Classic, hitting .214 (3-for-14) with one double and four strikeouts in six games...converted to full-time second baseman from outfielder, playing 115 games at second between two levels combined...began regular season with Single-A Ft. Myers...hit .346 (36-for-104) with seven doubles, three home runs and 19 RBI in 25 April games, including two four-hit games: April 7 at Bradenton and April 19 at St. Lucie...promoted to Double-A New Britain June 10...named Eastern League Player of the Week for the period of August 19-25, hitting .433 (10-for-30) with four doubles, one home run, eight RBI, five runs scored and a .667 slugging percentage in seven games...combined to hit .302 (150-for-496) with 32 doubles, eight triples, 10 home runs, 73 RBI and 80 runs scored in 122 games between both levels...played in the Arizona Fall League with Glendale Desert Dogs, hitting .238 (19-for-80) with one double, one triple and seven RBI in 20 games...named to West Division Fall Stars Team...named second baseman on MiLB.com Twins organizational All-Star team...received 50-game suspension January 4, 2014 for violating the Minor League Drug Prevention and Treatment Program.

**2012:** Started season with Single-A Beloit...hit .293 (70-for-239) in 62 games before being placed on 7-day disabled list June 12 with a broken cheek bone after getting hit in the face during batting practice; played five games on rehab assignment with GCL Twins and was reinstated July 31...named to Midwest League All-Star team...hit .309 (95-for-307) against right-handed pitching and .247 (21-for-85) against left-handed pitching...played 71 games at second base and 20 in centerfield for both levels combined...ranked 12th best prospect in Midwest League by *Baseball America*...named outfielder on MiLB.com's Twins organizational All-Star team...played in the Puerto Rican Winter League with Indios de Mayaguez and named Postseason All-Star...ranked seventh best prospect in Twins organization by *Baseball America* entering the 2013 season.

**2011:** Spent entire season with Rookie Elizabethton...named Appalachian League Player of the Week three times: June 27, August 22 and August 29...homered in four straight games June 26-29, including first career two-homer game June 29 at Johnson City; second two-homer game August 19 at Greeneville; and third two-homer game August 25 at Bluefield...named Twins minor league Player of the Week July 1, hitting .393 (11-for-28) with two doubles, five home runs and 12 RBI in seven games...named Appalachian League co-Player of the Year...named Appalachian League Postseason All-Star...named Topps Short-Season/Rookie All-Star...received MiLB Round Tripper Award, Short-Season...named MiLB.com Short-Season Hitter of the Year...named to MiLB.com Twins organizational All-Star team...named to *Baseball America* Rookie All-Star team...played for Indios de Mayaguez in Puerto Rican Winter League, hitting .214 (9-for-42) in 16 games.

**2010:** Started professional career with GCL Twins...played all 51 games in the outfield (34 in centerfield)...led Gulf Coast League in stolen bases (22), finished third in hits (57), and 10th in batting average (.294)...ranked 21st best prospect in Twins organization by *Baseball America* entering 2011 season.

**PROFESSIONAL:** Selected by Twins in fourth round of 2010 First-Year Player Draft; signed by Twins scout Hector Otero.

# ROSARIO'S PLAYING RECORD

| YEAR                | CLUB         | AVG  | G   | AB   | R   | H   | 2B  | 3B | HR | RBI | SH | SF | HB | BB  | SO  | SB | CS | OBP  | OPS   |
|---------------------|--------------|------|-----|------|-----|-----|-----|----|----|-----|----|----|----|-----|-----|----|----|------|-------|
| 2010                | GCL Twins    | .294 | 51  | 194  | 34  | 57  | 9   | 2  | 5  | 26  | 0  | 3  | 0  | 16  | 28  | 22 | 5  | .343 | .781  |
| 2011                | Elizabethton | .337 | 67  | 270  | 71  | 91  | 9   | 9  | 21 | 60  | 1  | 0  | 0  | 27  | 60  | 17 | 6  | .397 | 1.068 |
| 2012                | GCL Twins    | .368 | 5   | 19   | 2   | 7   | 3   | 0  | 1  | 4   | 0  | 0  | 0  | 1   | 2   | 0  | 0  | .400 | 1.084 |
|                     | Beloit       | .296 | 95  | 392  | 60  | 116 | 32  | 4  | 12 | 70  | 0  | 5  | 1  | 31  | 69  | 11 | 11 | .345 | .835  |
| 2013                | Ft. Myers    | .329 | 52  | 207  | 40  | 68  | 13  | 5  | 6  | 35  | 0  | 5  | 2  | 17  | 29  | 3  | 6  | .377 | .903  |
|                     | New Britain  | .284 | 70  | 289  | 40  | 82  | 19  | 3  | 4  | 38  | 1  | 2  | 0  | 21  | 67  | 7  | 4  | .330 | .742  |
| 2014                | Ft. Myers    | .300 | 8   | 30   | 5   | 9   | 0   | 0  | 0  | 4   | 0  | 0  | 0  | 4   | 5   | 1  | 1  | .382 | .682  |
|                     | New Britain  | .237 | 79  | 316  | 40  | 75  | 20  | 3  | 8  | 36  | 0  | 2  | 1  | 17  | 68  | 8  | 4  | .277 | .672  |
| 2015                | Rochester    | .242 | 23  | 95   | 11  | 23  | 2   | 1  | 3  | 12  | 0  | 0  | 0  | 5   | 17  | 1  | 1  | .280 | .659  |
|                     | MINNESOTA    | .267 | 122 | 453  | 60  | 121 | 18  | 15 | 13 | 50  | 3  | 3  | 0  | 15  | 118 | 11 | 6  | .289 | .748  |
| 2016                | Rochester    | .319 | 41  | 160  | 26  | 51  | 14  | 0  | 7  | 25  | 0  | 2  | 0  | 7   | 25  | 5  | 3  | .343 | .881  |
|                     | MINNESOTA    | .269 | 92  | 335  | 52  | 90  | 17  | 2  | 10 | 32  | 2  | 3  | 2  | 12  | 91  | 5  | 2  | .295 | .716  |
| 2017                | MINNESOTA    | .290 | 151 | 542  | 79  | 157 | 33  | 2  | 27 | 7   | 4  | 8  | 0  | 35  | 106 | 9  | 8  | .328 | .836  |
| Minor League Totals |              | .294 | 491 | 1972 | 329 | 579 | 121 | 27 | 67 | 310 | 2  | 19 | 4  | 146 | 370 | 75 | 41 | .340 | .825  |
| Major League Totals |              | .277 | 365 | 1330 | 191 | 368 | 68  | 19 | 50 | 160 | 9  | 14 | 2  | 62  | 315 | 25 | 16 | .307 | .776  |

# ROSARIO'S CAREER FIELDING RECORD

| POSITION | PCT  | G   | PO  | A  | E  | TC  | DP | PB |
|----------|------|-----|-----|----|----|-----|----|----|
| Outfield | .979 | 358 | 661 | 31 | 15 | 707 | 5  | —  |

# ROSARIO'S WORLD BASEBALL CLASSIC RECORD

| YEAR       | CLUB        | AVG  | G  | AB | R | H | 2B | 3B | HR | RBI | SH | SF | HBP | BB | SO | SB | CS | OBP  | OPS  |
|------------|-------------|------|----|----|---|---|----|----|----|-----|----|----|-----|----|----|----|----|------|------|
| 2013       | Puerto Rico | .214 | 6  | 14 | 0 | 3 | 1  | 0  | 0  | 0   | 0  | 0  | 0   | 0  | 4  | 0  | 0  | .214 | .500 |
| 2017       | Puerto Rico | .316 | 6  | 19 | 3 | 6 | 2  | 1  | 0  | 5   | 0  | 2  | 0   | 3  | 3  | 2  | 0  | .375 | .901 |
| WBC Totals |             | .273 | 12 | 33 | 3 | 9 | 3  | 1  | 0  | 5   | 0  | 2  | 0   | 3  | 7  | 2  | 0  | .316 | .740 |



# RANDY ROSARIO

**HEIGHT/WEIGHT:** 6-1/210  
**BATS/THROWS:** L/L  
**BORN:** 5/18/94 in Nagua, DR  
**AGE:** 23  
**RESIDES:** Rio San Juan, DR  
**ACQUIRED:** Signed as undrafted free agent, 8/16/10  
**M.L. SERVICE:** 10 days  
**CONTRACT STATUS:** Signed thru 2017

@RANDY\_ROSARIO47



LEFT-HANDED PITCHER

64

**PERSONAL:** Randy Miguel Rosario (pronounced row-SAW-ree-oh)...signed as 16-year-old from Rio San Juan, Dominican Republic in 2010.

## 2017:

- Pitched in second Twins spring training of career and was optioned to Double-A Chattanooga March 13.
- Named Twins minor league Pitcher of the Month for May, posting a 0.66 ERA (13.2 IP, 1 ER) with two walks and 18 strikeouts for the Lookouts.
- Recalled by Minnesota June 1.
- Made major league debut June 2 at Los Angeles-AL, allowing three runs on three hits in 2.0 innings of relief.
- Appeared in two games for the Twins and was optioned back to Chattanooga June 10.
- Went 1-0, 5.61 ERA (33.2 IP, 21 ER) in final 22 appearances for the Lookouts.

**2016:** Spent first career spring training with Minnesota; optioned to Single-A Ft. Myers March 14, where he began the season...began season as starter for the Miracle, going 6-6, 3.60 ERA (85.0 IP, 34 ER) in 16 starts before becoming reliever in early August; made five relief appearances for the Miracle, allowing one run in 9.1 innings pitched (0.96 ERA)...promoted to Double-A Chattanooga August 20...made four relief appearances for the Lookouts, allowing seven runs in 6.0 innings pitched (10.50 ERA)...combined to go 6-7, 3.77 ERA (100.1 IP, 42 ER) with one save, 39 walks and 78 strikeouts in 25 games (16 starts) between Ft. Myers and Chattanooga...pitched for Surprise in the Arizona Fall League, going 1-0, 4.26 ERA (12.2 IP, 6 ER) with five walks and 11 strikeouts in 10 relief appearances.

**2015:** Began season on Single-A Cedar Rapids 7-day disabled list with a left ulnar collateral ligament injury...made two rehab starts with GCL Twins in late June and was reinstated July 1...made 11 appearances (10 starts) to finish the season, four of the starts being quality starts...went 1-1, 0.90 ERA (20.0 IP, 2 ER) with six walks and 18 strikeouts in final three starts...held left-handed batters to a .241 (13-for-54) average and right-handed batters to a .273 (42-for-154) average...added to Twins 40-man roster November 20...ranked 22nd best prospect in Twins system by *Baseball America* entering 2016.

**2014:** Started the season with Single-A Cedar Rapids...allowed two home runs in first start April 5 vs. Clinton, the first two allowed of his minor league career...made three starts before being placed on 7-day disabled list April 23 with a left flexor mass strain, missing the remainder of the season...had surgery on left elbow May 28.

**2013:** Spent the entire season with Rookie Elizabethton as a starter...was first season being used solely in starting rotation, making nine starts...placed on 7-day disabled list August 21 with left biceps tendinitis, missing the rest of the season...set a career-high in innings pitched (44.2)...ranked the 22nd best prospect in the Twins system by *Baseball America* entering 2014.

**2012:** Spent second professional season with GCL Twins, going 2-1, 1.64 ERA (38.1 IP, 7 ER) in 10 games (7 starts)...held opponents to a .147 (19-for-129) average with five extra-base hits.

**2011:** Spent first professional season with DSL Twins, tied for third on the staff in starts (8)...held opponents to a .212 (28-for-132) batting average; left-handed batters hit .167 (3-for-18) while right-handed batters hit .219 (25-for-114).

**PROFESSIONAL:** Signed by Twins as undrafted free agent August 16, 2010; signed by scout Fred Guerrero.

| 2017 SINGLE-GAME HIGHS        |             |  |  |
|-------------------------------|-------------|--|--|
| IP: 2.0, 6/2 at LAA           | Walks: --   |  |  |
| SO: 1, 2x, last 6/6 at SEA    | CG: --      |  |  |
| Win-Streak: --                | Low-Hit: -- |  |  |
| CAREER SINGLE-GAME HIGHS      |             |  |  |
| IP: 2.0, 6/2/17 at LAA        | Walks: --   |  |  |
| SO: 1, 2x, last 6/6/17 at SEA | CG: --      |  |  |
| Win-Streak: --                | Low-Hit: -- |  |  |



| ROSARIO'S PITCHING RECORD |               |       |       |     |    |    |    |    |       |     |     |     |    |    |     |     |    |      |      |
|---------------------------|---------------|-------|-------|-----|----|----|----|----|-------|-----|-----|-----|----|----|-----|-----|----|------|------|
| YEAR                      | CLUB          | W-L   | ERA   | G   | GS | CG | SH | SV | IP    | H   | R   | ER  | HR | HB | BB  | SO  | WP | K/9  | BAA  |
| 2011                      | DSL Twins     | 2-4   | 3.86  | 13  | 8  | 0  | 0  | 0  | 35.0  | 28  | 22  | 15  | 0  | 1  | 19  | 26  | 8  | 6.7  | .212 |
| 2012                      | GCL Twins     | 2-1   | 1.64  | 10  | 7  | 0  | 0  | 0  | 38.1  | 19  | 12  | 7   | 0  | 5  | 19  | 42  | 3  | 9.9  | .147 |
| 2013                      | Elizabethhton | 4-3   | 2.82  | 9   | 9  | 0  | 0  | 0  | 44.2  | 42  | 16  | 14  | 0  | 1  | 18  | 37  | 3  | 7.5  | .251 |
| 2014                      | Cedar Rapids  | 0-1   | 5.40  | 3   | 3  | 0  | 0  | 0  | 11.2  | 15  | 9   | 7   | 2  | 0  | 8   | 4   | 2  | 3.2  | .333 |
| 2015                      | GCL Twins     | 1-0   | 0.00  | 2   | 2  | 0  | 0  | 0  | 8.0   | 5   | 0   | 0   | 0  | 1  | 1   | 9   | 0  | 10.1 | .172 |
|                           | Cedar Rapids  | 2-6   | 3.52  | 11  | 10 | 0  | 0  | 0  | 53.2  | 55  | 31  | 21  | 1  | 1  | 19  | 45  | 10 | 7.5  | .264 |
| 2016                      | Ft. Myers     | 6-6   | 3.34  | 21  | 16 | 0  | 0  | 1  | 94.1  | 102 | 47  | 35  | 3  | 2  | 34  | 68  | 7  | 6.5  | .278 |
|                           | Chattanooga   | 0-1   | 10.50 | 4   | 0  | 0  | 0  | 0  | 6.0   | 6   | 7   | 7   | 1  | 0  | 5   | 10  | 1  | 15.0 | .250 |
| 2017                      | Chattanooga   | 1-0   | 4.08  | 32  | 0  | 0  | 0  | 1  | 57.1  | 57  | 29  | 26  | 4  | 3  | 23  | 45  | 4  | 7.1  | .261 |
|                           | Ft. Myers     | 0-0   | 0.00  | 2   | 0  | 0  | 0  | 0  | 3.2   | 2   | 0   | 0   | 0  | 1  | 0   | 3   | 0  | 7.4  | .182 |
|                           | MINNESOTA     | 0-0   | 30.86 | 2   | 0  | 0  | 0  | 0  | 2.1   | 7   | 8   | 8   | 1  | 1  | 0   | 2   | 0  | 7.7  | .500 |
| Minor League Totals       |               | 18-22 | 3.37  | 107 | 55 | 0  | 0  | 2  | 352.2 | 331 | 173 | 132 | 11 | 15 | 146 | 289 | 38 | 7.4  | .249 |
| Major League Totals       |               | 0-0   | 30.86 | 2   | 0  | 0  | 0  | 0  | 2.1   | 7   | 8   | 8   | 1  | 1  | 0   | 2   | 0  | 7.7  | .500 |

| ROSARIO'S CAREER FIELDING RECORD |     |   |    |   |   |    |    |    |
|----------------------------------|-----|---|----|---|---|----|----|----|
| POSITION                         | PCT | G | PO | A | E | TC | DP | PB |
| Pitcher                          | --  | 2 | 0  | 0 | 0 | 0  | 0  | —  |

| ROSARIO'S GAME LOGS |      |   |   |    |     |     |       |    |    |     |   |   |    |    |    |     |    |    |      |      |
|---------------------|------|---|---|----|-----|-----|-------|----|----|-----|---|---|----|----|----|-----|----|----|------|------|
| DATE                | OPP. | W | L | SV | SVO | HLD | ERA   | GS | CG | IP  | H | R | ER | HR | BB | IBB | HB | SO | AVG  | #PIT |
| 6/2                 | @LAA | 0 | 0 | 0  | 0   | 0   | 13.50 | 0  | 0  | 2.0 | 3 | 3 | 3  | 1  | 0  | 0   | 0  | 1  | .333 | 36   |
| 6/6                 | @Sea | 0 | 0 | 0  | 0   | 0   | 30.86 | 0  | 0  | 0.1 | 4 | 5 | 5  | 0  | 0  | 0   | 1  | 1  | .500 | 28   |
| JUNE                |      | 0 | 0 | 0  | 0   | 0   | 30.86 | 0  | 0  | 2.1 | 7 | 8 | 8  | 1  | 0  | 0   | 1  | 2  | .500 | 64   |
| Totals              |      | 0 | 0 | 0  | 0   | 0   | 30.86 | 0  | 0  | 2.1 | 7 | 8 | 8  | 1  | 0  | 0   | 1  | 2  | .500 | 64   |



# MIGUEL SANÓ

**HEIGHT/WEIGHT:** 6-4/262  
**BATS/THROWS:** R/R  
**BORN:** 5/11/93 in San Pedro de Macoris, DR  
**AGE:** 24  
**RESIDES:** San Pedro de Macoris, DR  
**ACQUIRED:** Signed as an undrafted free agent, 10/9/09  
**M.L. SERVICE:** 2 years, 95 days  
**CONTRACT STATUS:** Signed thru 2017



INFILDER

22

★ 2017

**PERSONAL:** Miguel Angel (Jean) Sano (pronounced sah-NO)...signed as a 16-year-old from San Pedro de Macoris, Dominican Republic October 9, 2009...was one of the subjects of the 2011 "Ballplayer: Pelotero" documentary.

**CAREER HIGHLIGHTS:** Named to 2017 AL All-Star team...placed second in 2017 Home Run Derby...ranks second on Twins in home runs (71) and RBI (195) since 2015...2015 Calvin R. Griffin Award winner for Most Valuable Twin and Bill Boni Award for Twins Outstanding Rookie...finished third in the AL Rookie of the Year voting in 2015...named AL Rookie of the Month for August in 2015...named Southern League All-Star in 2015...missed entire 2014 season due to "Tommy John" surgery on right elbow...ranked second-best prospect in Twins system by *Baseball America* entering both 2015 and '14, and number one prospect in Twins system entering both 2012 and '13...signed by Twins as shortstop but was primarily third baseman in minor leagues (since 2012).

## 2017:

- Made Twins Opening Day roster for second time in career and was Opening Day third baseman, batting fifth April 3 vs. Kansas City; homered in second at-bat.
- Suffered second career ejection April 22 vs. Detroit and made contact with Tigers catcher James McCann; served one-game suspension May 9 at Chicago-AL.
- Set season high with five RBI April 30 at Kansas City.
- Set career high with four hits May 22 at Baltimore.
- Participated in T-Mobile Home Run Derby on July 10 at Marlins Park; was the fifth seed and defeated Mike Moustakas in round one with 11 home runs, defeated Gary Sanchez in round two with 11 home runs, then lost to Aaron Judge in the finals with 10 home runs to Judge's 11.
- Hit .276 (83-for-301) with 21 home runs and 62 RBI in 82 games pre-All-Star break and was selected to first career AL All-Star team as a reserve; entered the game in the bottom of the fourth inning and played third base; went 1-for-1 and drove in the AL's first run with a single.
- Tied career high with 10-game hitting streak June 30-July 8.
- Missed time in early August after being hit by a pitch in same spot on left hand multiple times within a week.
- Hit 26th home run August 13 at Detroit, setting a new single-season career high; finished with 28, second-most on club.
- Placed on 10-day disabled list August 21 with a left shin stress reaction; reinstated September 29 and played in three games.
- Ranked second on club in home runs (28), third in RBI (77) and runs (75), and fourth in walks (54).

**2016:** Made Twins Opening Day roster for first time in career and was Opening Day rightfielder, batting third April 4 at Baltimore...suffered first career ejection April 10 at Kansas City, arguing balls and strikes with home plate umpire John Hirschbeck...homered in four straight games May 25-29, one game short of the Twins record...placed on 15-day disabled list June 1 with a left hamstring strain, an injury he suffered running to first base the previous night in Oakland...reinstated from disabled list July 1...hit safely in career-high 10 straight games July 5-19...recorded second career two-homer game August 7 at Tampa Bay; set season-high with four RBI...reached 20 homers for first time in career August 12 vs. Kansas City...set Twins single-season record for strikeouts (178), which also tied for fourth in the AL...set career-highs in games (116), home runs (25), RBI (66), doubles (22), walks (54) and runs (57)...ranked second on club in home runs and RBI, third in runs, and tied for third in doubles.

**2015:** Optioned from Twins spring training to Double-A Chattanooga March 16...hit fifth career grand slam April 17 vs. Birmingham...hit .159 (10-for-63) in 18 April games, .303 (30-for-99) in 26 May games and .329 (26-for-79) in 22 June games, all with Chattanooga...named Twins minor league Player of the Week May 17, hitting .379 (11-for-29) with four doubles, three home runs, eight RBI, three walks and a .438 on-base percentage...named Southern League All-Star and started at third base, batting fourth for the North Division, going 2-for-5 with a double, RBI and a run...recalled from Double-A Chattanooga July 2...recorded first major league hit July 2 at Kansas City, hitting an infield single off Greg Holland...recorded first career RBI July 3 at Kansas City with a single...hit safely in first seven career games, marking the third longest for a Twin

| 2017 SINGLE-GAME HIGHS               |                                 |                   |  |
|--------------------------------------|---------------------------------|-------------------|--|
| Hits: 4, 5/22 at BAL                 | HR: 2, 8/18 vs. ARI             |                   |  |
| RBI: 5, 4/30 at KC                   | GS: --                          |                   |  |
| Hit-Streak: 10, 6/30-7/8             | SB: --                          |                   |  |
| CAREER SINGLE-GAME HIGHS             |                                 |                   |  |
| Hits: 4, 5/22/17 at BAL              | HR: 2, 3x, last 8/18/17 vs. ARI |                   |  |
| RBI: 6, 8/12/15 vs. TEX              | GS: --                          |                   |  |
| Hit-Streak: 10, 2x, last 6/30-7/8/17 | SB: 1, 2x, last 5/14/16 at CLE  |                   |  |
| WALK-OFF HITS                        |                                 | MULTI-HOMER GAMES |  |
| 4/26/16 vs. CLE (1B)                 | 8/12/15 vs. TEX                 |                   |  |
| 8/7/16 at TB                         | 8/18/17 vs. ARI                 |                   |  |

to start career...also walked six times in first seven games, tying him with Danny Ardoin for second most walks in club history in his first seven games...hit first career home run July 7 vs. Baltimore, a two-run shot off Kevin Gausman...missed two games in late July with a sprained right ankle...hit safely in season-high eight straight games twice: July 24-August 1 and September 13-20...recorded first career two-homer game August 12 vs. Texas, including six RBI, tying Twins single-game record for a rookie (Tony Oliva - 1964 and Oswaldo Arcia - 2013)...homered August 25 at Tampa Bay becoming the first player age 22-or-younger with 12 home runs within his first 45 career games since Adam Dunn (2001)...joined Orlando Cepeda (1958) and Albert Pujols (2001) as the only players that young with 12 home runs and 37 RBI in first 45 games (ESPN Stats & Info)...named AL Rookie of the Month for August after hitting .278 (27-for-97) with seven doubles, nine home runs and 26 RBI...led all AL rookies in home runs, RBI and slugging percentage (.629) in August...nine home runs tied for second most all-time among Twins rookies in any month: Jimmie Hall had 13 in August of 1963 and Tony Oliva had nine in May of 1964...hit game-winning solo home run in 12th inning September 9 at Kansas City, giving Twins a 3-2 victory...according to Elias, he became just the second rookie in the last 27 seasons (1989-2015) to hit a pinch-hit game-winning home run in the 12th inning-or-later (Lyle Overbay - 2003 and Mark Parent - 1988)...combined to hit .271 (141-for-520) with 35 doubles, 33 home runs, 100 RBI and 91 walks in 146 games between Chattanooga and Minnesota...finished eighth on Twins all-time list in home runs (18) for rookies and most since Marty Cordova hit 24 in 1995; his 53 walks ranked 10th...ranked second among AL rookies in home runs and fifth in baseball...ranked third in RBI (52) among AL rookies...among rookies with 200 at-bats, he ranked first in on-base percentage (.385) and slugging percentage (.530)...given Calvin R. Griffith Award for Most Valuable Twin and Bill Boni Award for Twins Outstanding Rookie, both awards voted on by the Twin Cities Chapter of the BBWAA...became second Twins rookie to ever win Calvin R. Griffith Award, the other being Tony Oliva in 1964...finished third in the AL Rookie of the Year voting with 20 voting points (all 3rd place votes), behind Carlos Correa (124 points) and Francisco Lindor (109 points)...named third baseman on MiLB.com Twins organizational All-Star team...named designated hitter on Topps MLB All-Star Rookie Team...ranked top prospect in Southern League by *Baseball America* (one spot in front of teammate Byron Buxton).

**2014:** Missed entire season due to "Tommy John" surgery on right elbow...surgery performed by Dr. David Altchek March 12...added to Twins 40-man roster November 20...ranked second best prospect in Twins system and best power hitter by *Baseball America* entering 2015...named 11th best prospect in baseball by MiLB.com entering 2015.

**2013:** Started season with Single-A Ft. Myers and hit .368 (35-for-95) with seven doubles, nine home runs and 24 RBI in 25 April games...hit third career grand slam April 16 vs. Palm Beach...selected to play for the World Team in the SiriusXM All-Star Futures Game at Citi Field in New York; started at third base and batted fourth, going 0-for-2 with a walk...named Florida State League midseason All-Star; did not play due to promotion to Double-A New Britain June 10...ranked third best prospect in baseball at midseason by *Baseball America*, behind Byron Buxton and St. Louis' Oscar Taveras...named Eastern League Player of the Week August 12, hitting .417 (10-for-24) with four doubles, three home runs, 10 RBI and five runs scored in six games for the Rock Cats...recorded four multi-homer games, all coming after June 8, one with Ft. Myers and three with New Britain...combined to hit .280 (123-for-439) with 30 doubles, five triples, 35 home runs, 103 RBI, 86 runs scored, 65 walks and 11 stolen bases in 123 games between both levels...ranked third among all minor leaguers in home runs (35), second in slugging percentage (.610) and OPS (.992), tied for second in extra-base hits (70), sixth in total bases (268), and tied for seventh in RBI (103)...his 35 home runs were tied for sixth most ever for a Twins minor leaguer (since 1961) and most since Stan Holmes hit 37 for Single-A Visalia in 1983...named third baseman on MiLB.com Twins organizational All-Star team...named High Class-A Player of the Year, minor league All-Star and High Class-A All-Star by *Baseball America*...ranked second best prospect and best power hitter in the Twins system by *Baseball America* entering 2014.

**2012:** Spent season with Single-A Beloit...hit first career grand slam April 6 vs. Peoria...named Twins minor league Player of the Month for April, hitting .276 (24-for-87) with five doubles, six home runs, 21 RBI and 17 runs scored...named Twins minor league Player of the Week May 4, hitting .500 (10-for-20) with two home runs and nine RBI...named Midwest League Player of the Week August 20...named Midwest League All-Star Game selection...led Midwest League in home runs (28), RBI (100) and total bases (238), and second in walks (80)...named Midwest League Prospect of the Year, Midwest League Mid- and Postseason All-Star...*Baseball America* Second-Team minor league All-Star...named *Baseball America* Low Class-A All-Star...ranked second best prospect in the Midwest League by *Baseball America*...named third baseman on MiLB.com's Twins organizational All-Star team...named top prospect in Twins organization by *Baseball America* entering 2013, ninth best prospect in baseball by *Baseball America* and 12th best prospect in baseball by MiLB.com.

**2011:** Spent season with Rookie Elizabethton...named Twins minor league Player of the Week July 8...recorded first career multi-homer game July 19 vs. Bristol (3 on the season)...Appalachian League Player of the Week August 1-7 and August 29-September 5...named Appalachian League Postseason All-Star and *Baseball America* rookie All-Star...ranked top prospect in Appalachian League by *Baseball America*...named top prospect in Twins organization by *Baseball America* entering 2012, 18th best prospect in baseball by *Baseball America* and 23rd best prospect in baseball by MiLB.com...named third baseman on MiLB.com's 2011 Twins organizational All-Star team.

**2010:** Began professional career with DSL Twins...homered in first career at-bat, hitting a solo home run in the first inning vs. DSL White Sox...named Twins minor league Player of the Week August 27...led team in average (.344), on-base percentage (.463) and slugging percentage (.547)...transferred to GCL Twins July 5...finished second on club in doubles (14) and slugging percentage (.466)...ranked second best prospect in Gulf Coast League by *Baseball America*...ranked third best prospect and best power hitter in the Twins organization by *Baseball America*...ranked 60th best prospect in baseball by *Baseball America* entering 2011...named to MiLB.com's Twins organizational All-Star team.

**2009:** Ranked as the Twins fourth best prospect and 94th best in baseball by *Baseball America* entering the 2010 season.

**PROFESSIONAL:** Signed by Twins as undrafted free agent October 9, 2009; signed by Twins scout Fred Guerrero.

### SANO'S PLAYING RECORD

| YEAR                | CLUB                   | AVG  | G   | AB   | R   | H   | 2B  | 3B | HR  | RBI | SH | SF | HB | BB  | SO  | SB | CS | OBP  | OPS   |
|---------------------|------------------------|------|-----|------|-----|-----|-----|----|-----|-----|----|----|----|-----|-----|----|----|------|-------|
| 2010                | DSL Twins              | .344 | 20  | 64   | 11  | 22  | 2   | 1  | 3   | 10  | 0  | 1  | 1  | 14  | 17  | 2  | 1  | .463 | 1.009 |
|                     | GCL Twins              | .291 | 41  | 148  | 23  | 43  | 14  | 0  | 4   | 19  | 1  | 1  | 1  | 10  | 43  | 2  | 2  | .338 | .804  |
| 2011                | Elizabethton           | .292 | 66  | 267  | 58  | 78  | 18  | 7  | 20  | 59  | 0  | 1  | 2  | 23  | 77  | 5  | 4  | .352 | .988  |
| 2012                | Beloit                 | .258 | 129 | 457  | 75  | 118 | 28  | 4  | 28  | 100 | 0  | 8  | 8  | 80  | 144 | 8  | 3  | .373 | .893  |
| 2013                | Ft. Myers              | .330 | 56  | 206  | 51  | 68  | 15  | 2  | 16  | 48  | 0  | 2  | 6  | 29  | 61  | 9  | 2  | .424 | 1.079 |
|                     | New Britain            | .236 | 67  | 233  | 35  | 55  | 15  | 3  | 19  | 55  | 0  | 3  | 4  | 36  | 81  | 2  | 1  | .344 | .915  |
| 2014                | DID NOT PLAY - INJURED |      |     |      |     |     |     |    |     |     |    |    |    |     |     |    |    |      |       |
| 2015                | Chattanooga            | .274 | 66  | 241  | 55  | 66  | 18  | 1  | 15  | 48  | 0  | 4  | 3  | 38  | 68  | 5  | 1  | .374 | .918  |
|                     | MINNESOTA              | .269 | 80  | 279  | 46  | 75  | 17  | 1  | 18  | 52  | 0  | 2  | 1  | 53  | 119 | 1  | 1  | .385 | .916  |
| 2016                | Rochester              | .160 | 8   | 25   | 3   | 4   | 1   | 0  | 2   | 2   | 0  | 0  | 0  | 5   | 10  | 0  | 0  | .300 | .740  |
|                     | MINNESOTA              | .236 | 116 | 437  | 57  | 103 | 22  | 1  | 25  | 66  | 0  | 3  | 1  | 54  | 178 | 1  | 0  | .319 | .781  |
| 2017                | MINNESOTA              | .264 | 114 | 424  | 75  | 112 | 15  | 2  | 28  | 77  | 0  | 1  | 4  | 54  | 173 | 0  | 0  | .352 | .859  |
| Minor League Totals |                        | .277 | 453 | 1641 | 311 | 454 | 111 | 18 | 107 | 341 | 1  | 20 | 25 | 235 | 501 | 33 | 14 | .372 | .934  |
| Major League Totals |                        | .254 | 310 | 1140 | 178 | 290 | 54  | 4  | 71  | 195 | 0  | 6  | 6  | 161 | 470 | 2  | 1  | .348 | .844  |

### SANO'S CAREER FIELDING RECORD

| POSITION   | PCT  | G   | PO  | A   | E  | TC  | DP | PB |
|------------|------|-----|-----|-----|----|-----|----|----|
| Third Base | .941 | 133 | 107 | 247 | 22 | 376 | 22 | —  |
| Outfield   | .962 | 38  | 75  | 0   | 3  | 78  | 0  | —  |
| First Base | .974 | 11  | 70  | 4   | 2  | 76  | 7  | —  |
| Totals     | .949 | 182 | 252 | 251 | 27 | 530 | 29 | —  |

### SANO'S ALL-STAR GAME RECORD

| YEAR | HOST  | AVG   | G | AB | R | H | 2B | 3B | HR | RBI | SH | SF | HBP | BB | SO | SB | CS | OBP   | OPS   |
|------|-------|-------|---|----|---|---|----|----|----|-----|----|----|-----|----|----|----|----|-------|-------|
| 2017 | Miami | 1.000 | 1 | 1  | 1 | 1 | 0  | 0  | 0  | 1   | 0  | 0  | 0   | 0  | 0  | 0  | 0  | 1.000 | 1.000 |



@ERVINSANTANA\_54

# ERVIN SANTANA

**HEIGHT/WEIGHT:** 6-2/175  
**BATS/THROWS:** R/R  
**BORN:** 12/12/82 in San Cristobal, DR  
**AGE:** 34  
**RESIDES:** San Cristobal, DR  
**ACQUIRED:** Signed as a free agent, 12/13/14  
**M.L. SERVICE:** 12 years, 104 days  
**CONTRACT STATUS:** Signed thru 2018



**RIGHT-HANDED PITCHER**

**54**

★ 2008 '17

**PERSONAL:** Ervin Ramon Santana...wife, Amy...son, Jonathan, and daughter, Sofia...enjoys teaching young children baseball fundamentals and has been active in Angels and Royals baseball clinics...changed name from Johan in 2003.

**CAREER HIGHLIGHTS:** Named to 2017 AL All-Star team...given 2016 Joseph W. Haynes Award for Twins Pitcher of the Year...completed 2017 with third-most major league service time among Twins (11 years, 104 days), trailing only Joe Mauer (14 years) and Bartolo Colón (18+ years)...holds record for RBI in a single season in IL Play for an AL pitcher with five in 2017...Twins mark his fourth organization (Los Angeles-AL, 2005-12; Kansas City, 2013; and Atlanta, 2014)...has 21 career complete games since 2008, eighth among actives during span...threw no-hitter July 27, 2011 at Cleveland, allowing an unearned run and a walk with 10 strikeouts; named Co-AL Player of the Week...ranks seventh on Angels all-time list in wins (96), innings pitched (1,475.2) and strikeouts (1,167)...named AL All-Star in 2008 with Angels and finished sixth in AL Cy Young voting...has recorded double-digit wins in seven different seasons (12 in '05, 16 in '06, 16 in '08, 17 in '10, 11 in '11, 14 in '14 and 16 in '17)...has pitched 200.0-plus innings in six seasons (204.0 in '06, 219.0 in '08, 222.2 in '10, 228.2 in '11, 211.0 in '13 and 211.1 in '17); finished among top seven in AL in innings pitched in four different seasons (4th in '08, 5th in '10, 7th in '11 and 2nd in '17)...has made 30-plus starts in nine seasons (33 in '06, 32 in '08, 33 in '10, 33 in '11, 30 in '12, 32 in '13, 31 in '14, 30 in '16 and 33 in '17) and in eight of last nine.

## 2017:

- Left Twins spring training in mid-March to make a start for the Dominican Republic in the World Baseball Classic at San Diego; allowed four runs on six hits in 3.2 innings pitched and was dealt the loss against Team USA.
- Was Twins Opening Day starter, the second time in his career; allowed one run on two hits in 7.0 innings pitched to earn the win April 3 vs. Kansas City.
- Began the season 5-0, 0.66 ERA (41.0 IP, 3 ER) in first six starts April 3-May 2; held opponents scoreless three times and allowed exactly one run in each of the other three; according to Elias, he became the second pitcher in franchise history to allow no more than one run in each of his first six starts of a season; Walter Johnson started 1913 with a streak of seven straight such starts for the Washington Senators.
- Tied single-game career high with four home runs allowed May 7 vs. Boston.
- Went 10-6, 2.99 ERA (120.1 IP, 40 ER) in 18 starts pre-AL Star break, tied for third in the AL in wins, third in innings pitched and fifth in ERA; named to AL All-Star team for second time in career and allowed one run on one hit in 1.0 inning (Yadier Molina solo home run).
- Pitched five complete games on the season: April 15 vs. Chicago-AL, May 23 at Baltimore, June 9 at San Francisco, July 5 vs. Los Angeles-AL and August 2 at San Diego; tied for the most complete games in baseball with Corey Kluber and had more than 27 entire teams.
- Recorded five RBI in three Interleague starts, the most ever for an American League pitcher in Interleague Play; tied Dan Haren (2010) and Woody Williams (2003) for the all-time record; most for a Twins pitcher since Bert Blyleven had six pre-DH in 1972.
- Held left-handed hitters to a .215 batting average and right-handers to a .234 average.
- His 3.28 ERA was the lowest for a Twins pitcher who made 30 or more starts in a season since Johan Santana's 2.77 in 2006.
- Went 10-3, 2.71 ERA (109.2 IP, 33 ER) in 17 road starts and 6-5, 3.90 ERA (101.2 IP, 44 ER) in 16 home starts; 10 road wins were tied for third-most in baseball and most for a Twin since Johan Santana had 10 in 2007.
- Made 30 starts for the ninth time in career and surpassed 200.0 innings pitched for the sixth time in career.
- Led Twins pitchers in wins (16), starts (33), innings pitched (211.1) and strikeouts (167).

**2016:** Was Twins Opening Day starter, the first of his career...made start April 4 at Baltimore but pitched just 2.0 innings due to a one hour and 10 minute rain delay after the second inning...eclipsed the 2,000 career innings pitched mark April 14 vs. Chicago-AL...became just the sixth Dominican-born pitcher to do so, joining Juan Marichal, Bartolo Colon, Pedro Martinez, Pedro Astacio and Joaquin Andujar...placed on 15-day disabled list April 26 with a lower back strain; reinstated May 6...pitched eighth career complete game shutout July 6 vs. Oakland, allowing two hits, no walks with eight strikeouts...had second complete game of the season and 16th of career July 26 vs. Atlanta; suffered the loss, allowing

| 2017 SINGLE-GAME HIGHS          |                                |
|---------------------------------|--------------------------------|
| IP: 9.0, 5x, last 8/2 at SD     | Walks: 5, 2x, last 7/15 at HOU |
| SO: 9, 8/2 at SD                | CG: 5, last 8/2 at SD          |
| Win-Streak: 5, 4/3-5/2          | Low-Hit: 1, 4/15 vs. CWS       |
| CAREER SINGLE-GAME HIGHS        |                                |
| IP: 9.0, 20x, last 8/2/17 at SD | Walks: 8, 7/20/06 at KC        |
| SO: 11, 5x, last 9/5/15 at HOU  | CG: 21, last 8/2/17 at SD      |
| Win-Streak: 7, 6/6-7/20/06      | Low-Hit: 0, 7/27/11 at CLE     |



two runs on seven hits in a Twins 2-0 defeat...finished July with a 1.90 ERA (42.2 IP, 9 ER) in six starts; tied for first in the AL in innings pitched for the month and sixth in ERA...recorded season-high 10 strikeouts August 21 at Kansas City (7.0 IP), 17th career game with double-digit strikeouts...pitched 6.0-plus innings in 20 starts, 7.0-plus in 10 starts and 8.0-plus in three starts; recorded 17 quality starts...posted 2.65 ERA (88.1 IP, 26 ER) post-All-Star break, lowest for a Twin since Johan Santana's 2.54 ERA in 2006 (minimum 80 innings pitched)...posted a 3.38 ERA, the second lowest of career (3.24 in 2013); along with 181.1 innings pitched, he became first Twin since Johan Santana (2007, 3.33 ERA, 219.0 IP) with an ERA as low with as many innings pitched...made 30-plus starts for eighth time in career and reached 180.0-plus innings for the seventh time...ranked 10th in AL in ERA (3.38)...ranked first on Twins staff in innings pitched (181.1), starts (30) and strikeouts (149), and second in wins (7)...given 2016 Joseph W. Haynes Award for Twins Pitcher of the Year, as voted on by the Twin Cities Chapter of the BBWAA.

**2015:** Placed on Restricted List for violation of Major League Baseball's Joint Drug Prevention and Treatment Program and missed Twins first 80 games...made three starts for Rochester June 20-30, going 3-0, 1.74 ERA (20.2 IP, 4 ER)...made Twins debut July 5 at Kansas City, allowing two runs on three hits in 8.0 innings pitched with three walks and eight strikeouts; the eight strikeouts were tied for second most ever for a pitcher in his Twins debut (Boof Bonser - 8 in 2006 and Camilo Pascual - 12 in 1961)...earned first win as Twin July 17 at Oakland, tossing 7.2 shutout innings with five hits allowed and one walk...posted 15.2 scoreless inning streak July 17-23, the third longest for a Twins starter on the season...recorded consecutive double-digit strikeouts totals with 10 August 30 vs. Houston (7.0 IP) and tied his career-high with 11 in next start September 5 at Houston (8.0 IP)...marked the 15th and 16th time in career with double-digit strikeouts and second time to do it in consecutive starts (2014)...first Twin since Francisco Liriano in 2012 to strikeout double-digit batters in consecutive starts...went 5-1, 1.62 ERA (50.0 IP, 9 ER) with 14 walks and 47 strikeouts in final seven starts from August 30-October 2, including a record of 4-0, 1.75 ERA (36.0 IP, 7 ER) with 11 walks and 34 strikeouts in five September starts...ranked fourth in AL in ERA for September, tied for third in wins, tied for ninth in innings pitched and tied for 10th in strikeouts...went 5-3, 3.64 ERA (64.1 IP, 26 ER) in 10 road starts and 2-2, 4.53 ERA (43.2 IP, 22 ER) in seven home starts.

**2014:** Spent first season with Atlanta and first in National League after signing with Braves March 12...earned win in first start April 9 vs. New York-NL, tossing 8.0 shutout innings with three hits allowed and no walks...recorded 11 strikeouts in second start April 14 at Philadelphia, 12th time in career with double-digit strikeouts...recorded 10-plus strikeouts in consecutive starts: 10 July 23 vs. Miami (7.0 IP) and July 28 vs. San Diego (13th and 14th career time with double digits); one of 15 pitchers in NL to do so...went 6-0, 2.98 ERA (45.1 IP, 15 ER) in seven starts July 18-August 18; tied for second longest winning streak of career and one of 12 NL pitchers in 2014 to have six-game win-streak-or-longer...held right-handed batters to a .235 (77-for-328) batting average and left-handers to a .291 (116-for-398) average...went 10-4, 3.75 ERA (103.1 IP, 43 ER) in 16 home starts, tied for second most home wins in NL and tied third most in baseball; 10 home wins tied career-high (10-2 at home in 2006)...pitched over 195.0 innings for sixth time in career and struck out more than 175 batters for third time in career...ranked 12th in the NL in wins (14) and tied for team-lead with Julio Teheran.

**2013:** Played first and only season with Kansas City after offseason trade...recorded season-high 8.0 innings in two of his first three starts: April 8 vs. Toronto and April 14 vs. Minnesota...named the Royals Pitcher of the Month in April, going 3-1, 2.00 ERA (36.0 IP, 8 ER)...allowed four home runs May 23 vs. Los Angeles-AL, tying career-high...earned 100th career win June 8 vs. Houston...went 2-0, 1.99 ERA (40.2 IP, 9 ER) in six June starts...held opponents to a .207 batting average on road, fourth-best in the AL...posted a 5-3, 1.99 ERA (68.0 IP, 15 ER) in 10 starts against AL Central opponents...his 1.99 ERA and .187 opponent batting average within the division were best among pitchers with 10-or-more starts vs. the AL Central...his 0.87 WHIP within the division was second in the league among pitchers with 50.0-plus innings pitched...his run support (3.88) was the sixth-lowest in the AL...walked one batter-or-less in 15 of his 32 starts...ranked ninth in the AL in ERA (3.24), eighth in WHIP (1.14) and opponent batting average (.238), and tied for fourth in quality starts (23)...allowed just 51 walks in 211.0 innings for his lowest walks-per-9.0 innings ratio (2.18) since 2008 (1.93).

**2012:** Pitched final season with Los Angeles-AL...tossed first career one-hit shutout (7th career shutout) June 16 vs. Arizona, joining Nolan Ryan as the only two Angels that have thrown a no-hitter and a one-hitter with the club; fell seven outs shy of the second perfect game in club history...allowed just 49 hits in 67.0 innings in final 11 starts, the third-fewest in baseball from July 30 through the end of the season (minimum 60.0 IP)...recorded 50th career home victory September 21 vs. Chicago-AL, tying career-high with 11 strikeouts; marked fourth 10-plus strikeout game of 2012 and the 11th of career...posted a 4-10 record, 6.00 ERA in first 19 starts, but was 5-3, 3.76 ERA in final 11 starts...led baseball in home runs allowed (39), one shy of the Angels team record...held right-handed hitters to .213 (68-for-320) average compared to .262 (97-for-370) vs. lefties...made 30-or-more starts for third straight season...traded to Kansas City October 31 in exchange for left-handed pitcher Brandon Sisk.

**2011:** Pitched no-hitter July 27 at Cleveland, allowing an unearned run and a walk with 10 strikeouts, marking the eighth individual no-hitter in Angels history...following no-hitter, was named Co-AL Player of the Week July 25-31 (with Kansas City's Billy Butler)...tossed complete-game victory August 2 vs. Minnesota, becoming first pitcher since 1991 (Tommy Greene, PHI) to earn a complete game win in first start after a no-hitter...the no-hitter was the first in the history of Cleveland's Progressive Field...was sixth Dominican native to toss a no-no, joining Juan Marichal (1963), Ramon Martinez (1995), Jose Jimenez (1999), Ubaldo Jimenez (2010) and Francisco Liriano (2011)...pitched at least 7.2 innings, allowing one run-or-less in five straight starts July 22-August 12; since 1990, just three other pitchers accomplished that feat: Chris Carpenter (7 in 2005), Roger Clemens (5 in 1997) and John Smoltz (5 in 1992)...set career-bests in ERA (3.38) and innings pitched (228.2) and tied career-high in starts (33)...ranked tied for sixth in AL in starts, tied for fourth in complete games (4), and seventh in innings pitched...tossed 6.0 innings-or-more in each of final 17 starts.

**2010:** Recorded only 10-plus strikeout game of the year May 25, fanning 10 Blue Jays in a complete game, one of four complete games on season, including one shutout September 21 vs. Texas...tossed 6.0 innings-or-more in 17 of final 19 starts and 28 of 33 starts overall...tossed 7.0 innings-or-more 16 times, going 11-2 in those starts...set career-high in wins (17), tied for the seventh-most wins in the AL...tossed a career-high 222.2 innings...recorded second-best ERA of his career (3.92)...matched career-high with 33 starts on the season (also in 2006, 2011)...21 of 33 outings were quality starts, tied for the eighth in the AL.

**2009:** Tossed fourth career shutout in Angels division-clinching game September 29 vs. Texas, allowing seven hits and one walk with two strikeouts; became first pitcher to toss a shutout in a division-clinching game since Albie Lopez October 5, 2001 for Arizona...made four relief appearances in the ALCS vs. New York-AL...dealt the loss in Game 2, allowing an unearned run in the 12th inning...earned the victory in Game 3, pitching a scoreless 11th inning...became first pitcher in ALCS history to record a loss and a win in consecutive games in the same series.

**2008:** Selected to first career All-Star Game, allowing a run in 1.0 inning (5th) in the AL's 4-3, 15-inning win at New York-AL...struck out seven-plus in seven straight starts August 1-September 4, becoming first Angel pitcher to do so since Nolan Ryan in 1978 (seven starts)...ranked second in the AL in strikeouts (214), the most by an Angel since Chuck Finley had 215 in 1996 and most by a right-hander since Nolan Ryan (223) in 1979...among AL leaders, ranked tied for seventh in wins (16), fourth in innings pitched (219.0), second in strikeouts, and fourth in opponent batting average (.237).

**2007:** Finished his first career major league game September 14, when he tossed 3.0 scoreless innings of relief against Chicago-AL...struck out a career high 11 batters on July 3 at Texas, first of two 10-plus strikeout performances of the season (also 10 on September 19 vs. Tampa Bay)...ranked third on the Angels staff in strikeouts (126).

**2006:** Completed first full major league season...became fifth pitcher in Angels history with at least 12 wins in both rookie and sophomore seasons (12-8 in 2005 & 12-5 in 2006)...ranked tied for eighth in wins in the AL, ninth in winning percentage (.667), second in opponent batting average (.241) and third in home ERA (3.02).

**2005:** Made major league debut May 17 at Cleveland, allowing six runs on eight hits in 4.0 innings and was dealt the loss...recorded first career major league win with five-hit complete game shutout May 23 vs. Chicago-AL, allowing five hits and one walk with seven strikeouts; became youngest Angel to throw complete game shutout (22 years, 4 months, 13 days) since Jim Abbott (21 years, 7 months, 25 days) May 17, 1989 vs. Boston...was pitcher of record in Game 5 ALDS clincher vs. New York-AL, allowing three runs on five hits in 5.1 innings pitched; became sixth rookie to win decisive postseason series game and third to accomplish feat in previous 20 years (John Lackey - 2002 World Series vs. San Francisco & Jaret Wright - 1997 ALDS vs. New York-AL).

**2004:** Made just eight starts for Double-A Arkansas (Los Angeles-AL) before suffering a strained right elbow July 15, missing the remainder of the season.

**2003:** Started season at Single-A Rancho Cucamonga (Los Angeles-AL) and led California League in ERA (2.53) and average against (.212), and ranked second in strikeouts-per-9.0 innings (9.39) and in runners-per-9.0 innings (10.57)...named the California League Pitcher of the Year and a California League All-Star...named by *Baseball America* as a High-A All-Star.

**2002:** Spent entire season with Single-A Cedar Rapids (Los Angeles-AL), going 14-8, 4.16 ERA (147.0 IP, 68 ER) in 27 starts.

**2001:** Split season between AZL Angels and Single-A Provo, going 5-3, 4.31 ERA (77.1 IP, 37 ER) in 14 games (13 starts).

**PROFESSIONAL:** Signed by Los Angeles-AL as undrafted free agent September 2, 2000; signed by Los Angeles-AL scout Clay Daniel.

| SANTANA'S PITCHING RECORD |                  |         |      |     |     |    |    |    |        |      |      |      |     |     |     |      |    |      |
|---------------------------|------------------|---------|------|-----|-----|----|----|----|--------|------|------|------|-----|-----|-----|------|----|------|
| YEAR                      | CLUB             | W-L     | ERA  | G   | GS  | CG | SH | SV | IP     | H    | R    | ER   | HR  | HB  | BB  | SO   | WP | K/9  |
| 2001                      | AZL Angels       | 3-2     | 3.22 | 10  | 9   | 1  | 1  | 0  | 58.2   | 40   | 27   | 21   | 0   | 2   | 35  | 69   | 8  | 10.6 |
|                           | Provo            | 2-1     | 7.71 | 4   | 4   | 0  | 0  | 0  | 18.2   | 19   | 17   | 16   | 1   | 2   | 12  | 22   | 3  | 10.6 |
| 2002                      | Cedar Rapids     | 14-8    | 4.16 | 27  | 27  | 0  | 0  | 0  | 147.0  | 133  | 75   | 68   | 10  | 6   | 48  | 146  | 9  | 8.9  |
| 2003                      | Rancho Cucamonga | 10-2    | 2.53 | 20  | 20  | 1  | 0  | 0  | 124.2  | 98   | 44   | 35   | 9   | 7   | 36  | 130  | 14 | 9.4  |
|                           | Arkansas         | 1-1     | 3.94 | 6   | 6   | 0  | 0  | 0  | 29.2   | 23   | 15   | 13   | 4   | 3   | 12  | 23   | 1  | 7.0  |
| 2004                      | Arkansas         | 2-1     | 3.30 | 8   | 8   | 0  | 0  | 0  | 43.2   | 41   | 19   | 16   | 3   | 4   | 18  | 48   | 5  | 9.9  |
| 2005                      | Arkansas         | 5-1     | 2.31 | 7   | 7   | 0  | 0  | 0  | 39.0   | 34   | 12   | 10   | 2   | 2   | 15  | 32   | 1  | 7.4  |
|                           | Salt Lake        | 1-0     | 4.19 | 3   | 3   | 0  | 0  | 0  | 19.1   | 19   | 11   | 9    | 2   | 2   | 2   | 17   | 0  | 7.9  |
|                           | LOS ANGELES-AL   | 12-8    | 4.65 | 23  | 23  | 1  | 1  | 0  | 133.2  | 139  | 73   | 69   | 17  | 8   | 47  | 99   | 4  | 6.7  |
|                           | LOS ANGELES-AL   | 16-8    | 4.28 | 33  | 33  | 0  | 0  | 0  | 204.0  | 181  | 106  | 97   | 21  | 11  | 70  | 141  | 10 | 6.2  |
| 2006                      | LOS ANGELES-AL   | 16-8    | 4.28 | 33  | 33  | 0  | 0  | 0  | 204.0  | 181  | 106  | 97   | 21  | 11  | 70  | 141  | 10 | 6.2  |
|                           | Salt Lake        | 2-1     | 5.01 | 5   | 5   | 0  | 0  | 0  | 32.1   | 39   | 19   | 18   | 4   | 3   | 10  | 32   | 1  | 8.9  |
| 2007                      | LOS ANGELES-AL   | 7-14    | 5.76 | 28  | 26  | 0  | 0  | 0  | 150.0  | 174  | 103  | 96   | 26  | 8   | 58  | 126  | 7  | 7.6  |
|                           | LOS ANGELES-AL   | 16-7    | 3.49 | 32  | 32  | 2  | 1  | 0  | 219.0  | 198  | 89   | 85   | 23  | 8   | 47  | 214  | 5  | 8.8  |
| 2008                      | LOS ANGELES-AL   | 16-7    | 3.49 | 32  | 32  | 2  | 1  | 0  | 219.0  | 198  | 89   | 85   | 23  | 8   | 47  | 214  | 5  | 8.8  |
|                           | Rancho Cucamonga | 0-0     | 5.79 | 1   | 1   | 0  | 0  | 0  | 4.2    | 4    | 3    | 3    | 2   | 0   | 0   | 3    | 0  | 5.8  |
|                           | Salt Lake        | 1-0     | 3.60 | 1   | 1   | 0  | 0  | 0  | 5.0    | 3    | 2    | 2    | 0   | 1   | 1   | 4    | 1  | 7.2  |
|                           | AZL Angels       | 0-0     | 0.00 | 1   | 1   | 0  | 0  | 0  | 3.1    | 3    | 0    | 0    | 0   | 0   | 0   | 7    | 0  | 18.9 |
| 2009                      | LOS ANGELES-AL   | 8-8     | 5.03 | 24  | 23  | 2  | 2  | 0  | 139.2  | 159  | 83   | 78   | 24  | 10  | 47  | 107  | 4  | 6.9  |
|                           | LOS ANGELES-AL   | 17-10   | 3.92 | 33  | 33  | 4  | 1  | 0  | 222.2  | 221  | 104  | 97   | 27  | 12  | 73  | 169  | 11 | 6.8  |
| 2010                      | LOS ANGELES-AL   | 11-12   | 3.38 | 33  | 33  | 4  | 1  | 0  | 228.2  | 207  | 95   | 86   | 26  | 8   | 72  | 178  | 10 | 7.0  |
| 2011                      | LOS ANGELES-AL   | 9-13    | 5.16 | 30  | 30  | 1  | 1  | 0  | 178.0  | 165  | 109  | 102  | 39  | 9   | 61  | 133  | 4  | 6.7  |
| 2012                      | LOS ANGELES-AL   | 9-13    | 5.16 | 30  | 30  | 1  | 1  | 0  | 178.0  | 165  | 109  | 102  | 39  | 9   | 61  | 133  | 4  | 6.7  |
| 2013                      | KANSAS CITY      | 9-10    | 3.24 | 32  | 32  | 0  | 0  | 0  | 211.0  | 190  | 85   | 76   | 26  | 6   | 51  | 161  | 6  | 6.9  |
| 2014                      | Gwinnett         | 1-0     | 8.44 | 1   | 1   | 0  | 0  | 0  | 5.1    | 8    | 6    | 5    | 1   | 0   | 4   | 3    | 1  | 5.4  |
|                           | ATLANTA          | 14-10   | 3.95 | 31  | 31  | 0  | 0  | 0  | 196.0  | 193  | 90   | 86   | 16  | 4   | 63  | 179  | 9  | 8.2  |
| 2015                      | Rochester        | 3-0     | 1.74 | 3   | 3   | 0  | 0  | 0  | 20.2   | 17   | 4    | 4    | 2   | 1   | 4   | 11   | 2  | 4.8  |
|                           | MINNESOTA        | 7-5     | 4.00 | 17  | 17  | 0  | 0  | 0  | 108.0  | 104  | 50   | 48   | 12  | 4   | 36  | 82   | 3  | 6.8  |
| 2016                      | MINNESOTA        | 7-11    | 3.38 | 30  | 30  | 2  | 1  | 0  | 181.1  | 168  | 78   | 68   | 19  | 4   | 53  | 149  | 11 | 7.4  |
| 2017                      | MINNESOTA        | 16-8    | 3.28 | 33  | 33  | 5  | 3  | 0  | 211.1  | 177  | 85   | 77   | 31  | 8   | 61  | 167  | 12 | 7.1  |
| Minor League Totals       |                  | 45-17   | 3.59 | 97  | 96  | 2  | 1  | 0  | 552.0  | 481  | 254  | 220  | 40  | 33  | 197 | 547  | 46 | 8.9  |
| National League Totals    |                  | 14-10   | 3.95 | 31  | 31  | 0  | 0  | 0  | 196.0  | 193  | 90   | 86   | 16  | 4   | 63  | 179  | 9  | 8.2  |
| American League Totals    |                  | 135-114 | 4.03 | 348 | 345 | 21 | 11 | 0  | 2187.1 | 2083 | 1060 | 979  | 291 | 96  | 676 | 1726 | 87 | 7.1  |
| Major League Totals       |                  | 149-124 | 4.02 | 379 | 376 | 21 | 11 | 0  | 2383.1 | 2276 | 1150 | 1065 | 307 | 100 | 739 | 1905 | 96 | 7.2  |

| SANTANA'S CAREER FIELDING RECORD |      |     |     |     |    |     |        |    |
|----------------------------------|------|-----|-----|-----|----|-----|--------|----|
| POSITION                         | PCT  | G   | PO  | A   | E  | TC  | DP     | PB |
| Pitcher                          | .961 | 379 | 185 | 187 | 15 | 387 | 22;opo | —  |

# SANTANA'S CAREER BATTING RECORD

| BATTING | AVG  | AB  | R  | H  | 2B | 3B | HR | RBI | SH | SF | HB | BB | SO | SB | OBP  | OPS  |
|---------|------|-----|----|----|----|----|----|-----|----|----|----|----|----|----|------|------|
| Career  | .126 | 103 | 11 | 13 | 3  | 0  | 0  | 8   | 10 | 0  | 0  | 2  | 49 | 0  | .143 | .298 |

# SANTANA'S ALL-STAR GAME RECORD

| YEAR                 | HOST        | W-L | ERA  | G | GS | CG | SH | SV | IP  | H | R | ER | HR | HB | BB | SO | WP | K/9  | BAA  |
|----------------------|-------------|-----|------|---|----|----|----|----|-----|---|---|----|----|----|----|----|----|------|------|
| 2008                 | New York-AL | 0-0 | 9.00 | 1 | 0  | 0  | 0  | 0  | 1.0 | 1 | 1 | 1  | 1  | 0  | 0  | 2  | 0  | 18.0 | .250 |
| 2017                 | Miami       | 0-0 | 9.00 | 1 | 0  | 0  | 0  | 0  | 1.0 | 1 | 1 | 1  | 1  | 0  | 0  | 1  | 0  | 9.0  | .250 |
| All-Star Game Totals |             | 0-0 | 9.00 | 2 | 0  | 0  | 0  | 0  | 2.0 | 2 | 2 | 2  | 2  | 0  | 0  | 3  | 0  | 13.5 | .250 |

# SANTANA'S DIVISION SERIES RECORD

| YEAR                   | OPPONENT    | W-L | ERA  | G | GS | CG | SH | SV | IP   | H  | R | ER | HR | HB | BB | SO | WP | K/9 | BAA  |
|------------------------|-------------|-----|------|---|----|----|----|----|------|----|---|----|----|----|----|----|----|-----|------|
| 2005                   | New York-AL | 1-0 | 5.06 | 1 | 0  | 0  | 0  | 0  | 5.1  | 5  | 3 | 3  | 1  | 1  | 2  | 2  | 0  | 3.4 | .263 |
| 2007                   | Boston      | 0-0 | 0.00 | 1 | 0  | 0  | 0  | 0  | 2.0  | 0  | 0 | 0  | 0  | 0  | 0  | 2  | 0  | 9.0 | .200 |
| 2008                   | Boston      | 0-0 | 8.44 | 1 | 1  | 0  | 0  | 0  | 5.1  | 8  | 5 | 5  | 1  | 0  | 0  | 3  | 0  | 5.1 | .255 |
| Division Series Totals |             | 1-0 | 5.68 | 3 | 1  | 0  | 0  | 0  | 12.2 | 13 | 8 | 8  | 2  | 1  | 2  | 7  | 0  | 5.0 | .255 |

# SANTANA'S CHAMPIONSHIP SERIES RECORD

| YEAR                       | OPPONENT    | W-L | ERA   | G | GS | CG | SH | SV | IP   | H | R | ER | HR | HB | BB | SO | WP | K/9 | BAA  |
|----------------------------|-------------|-----|-------|---|----|----|----|----|------|---|---|----|----|----|----|----|----|-----|------|
| 2005                       | Chicago-AL  | 0-1 | 10.38 | 1 | 1  | 0  | 0  | 0  | 4.1  | 3 | 6 | 5  | 2  | 1  | 3  | 2  | 0  | 4.1 | .188 |
| 2009                       | New York-AL | 1-1 | 1.59  | 4 | 0  | 0  | 0  | 0  | 5.2  | 5 | 3 | 1  | 0  | 1  | 4  | 5  | 0  | 7.9 | .250 |
| Championship Series Totals |             | 1-2 | 5.40  | 5 | 1  | 0  | 0  | 0  | 10.0 | 8 | 9 | 6  | 2  | 2  | 7  | 7  | 0  | 6.3 | .222 |

# SANTANA'S WORLD BASEBALL CLASSIC RECORD

| YEAR | TEAM               | W-L | ERA  | G | GS | CG | SH | SV | IP  | H | R | ER | HR | HB | BB | SO | WP | K/9 | BAA  |
|------|--------------------|-----|------|---|----|----|----|----|-----|---|---|----|----|----|----|----|----|-----|------|
| 2017 | Dominican Republic | 0-1 | 9.82 | 1 | 1  | 0  | 0  | 0  | 3.2 | 6 | 4 | 4  | 1  | 0  | 0  | 2  | 0  | 4.9 | .353 |

# SANTANA'S GAME LOGS

| DATE   | OPP. | W  | L | SV | SVO | HLD | ERA  | GS | CG | IP    | H   | R  | ER | HR | BB | IBB | HB | SO  | AVG  | #PIT |
|--------|------|----|---|----|-----|-----|------|----|----|-------|-----|----|----|----|----|-----|----|-----|------|------|
| 4/3    | KC   | 1  | 0 | 0  | 0   | 0   | 1.29 | 1  | 0  | 7.0   | 2   | 1  | 1  | 1  | 2  | 0   | 0  | 3   | .091 | 91   |
| 4/9    | @CWS | 1  | 0 | 0  | 0   | 0   | 0.69 | 1  | 0  | 6.0   | 2   | 0  | 0  | 0  | 0  | 0   | 0  | 4   | .095 | 87   |
| 4/15   | CWS  | 1  | 0 | 0  | 0   | 0   | 0.41 | 1  | 1  | 9.0   | 1   | 0  | 0  | 0  | 1  | 0   | 0  | 8   | .071 | 107  |
| 4/20   | Cle  | 0  | 0 | 0  | 0   | 0   | 0.64 | 1  | 0  | 6.0   | 4   | 1  | 1  | 0  | 3  | 0   | 0  | 5   | .099 | 113  |
| 4/25   | @Tex | 1  | 0 | 0  | 0   | 0   | 0.77 | 1  | 0  | 7.0   | 4   | 1  | 1  | 1  | 2  | 0   | 0  | 6   | .116 | 102  |
| APRIL  |      | 4  | 0 | 0  | 0   | 0   | 0.77 | 5  | 1  | 35.0  | 13  | 3  | 3  | 2  | 10 | 0   | 0  | 26  | .116 | 500  |
| 5/2    | Oak  | 1  | 0 | 0  | 0   | 0   | 0.66 | 1  | 0  | 6.0   | 3   | 0  | 0  | 0  | 3  | 0   | 0  | 7   | .120 | 96   |
| 5/7    | Bos  | 0  | 1 | 0  | 0   | 0   | 1.72 | 1  | 0  | 6.0   | 5   | 6  | 6  | 4  | 3  | 0   | 1  | 4   | .135 | 93   |
| 5/12   | @Cle | 1  | 0 | 0  | 0   | 0   | 1.50 | 1  | 0  | 7.0   | 2   | 0  | 0  | 0  | 5  | 0   | 0  | 4   | .129 | 99   |
| 5/18   | Col  | 0  | 1 | 0  | 0   | 0   | 2.07 | 1  | 0  | 7.0   | 6   | 5  | 5  | 1  | 4  | 1   | 0  | 3   | .144 | 104  |
| 5/23   | @Bal | 1  | 0 | 0  | 0   | 0   | 1.80 | 1  | 1  | 9.0   | 2   | 0  | 0  | 0  | 2  | 0   | 0  | 6   | .134 | 105  |
| 5/29   | Hou  | 0  | 0 | 0  | 0   | 0   | 1.75 | 1  | 0  | 7.0   | 5   | 2  | 1  | 1  | 2  | 0   | 0  | 6   | .140 | 114  |
| MAY    |      | 3  | 2 | 0  | 0   | 0   | 2.57 | 6  | 1  | 42.0  | 23  | 13 | 12 | 6  | 19 | 1   | 1  | 30  | .159 | 611  |
| 6/3    | @LAA | 0  | 1 | 0  | 0   | 0   | 2.44 | 1  | 0  | 4.0   | 7   | 7  | 7  | 3  | 3  | 0   | 1  | 2   | .156 | 82   |
| 6/9    | @SF  | 1  | 0 | 0  | 0   | 0   | 2.20 | 1  | 1  | 9.0   | 4   | 0  | 0  | 0  | 1  | 0   | 0  | 5   | .154 | 91   |
| 6/14   | Sea  | 0  | 1 | 0  | 0   | 0   | 2.56 | 1  | 0  | 5.0   | 9   | 5  | 5  | 2  | 1  | 0   | 2  | 5   | .170 | 98   |
| 6/20   | CWS  | 1  | 0 | 0  | 0   | 0   | 2.97 | 1  | 0  | 5.0   | 10  | 6  | 6  | 2  | 2  | 0   | 0  | 6   | .186 | 106  |
| 6/25   | @Cle | 1  | 0 | 0  | 0   | 0   | 2.80 | 1  | 0  | 6.0   | 9   | 0  | 0  | 0  | 0  | 0   | 0  | 7   | .196 | 108  |
| 6/30   | @KC  | 0  | 1 | 0  | 0   | 0   | 3.07 | 1  | 0  | 5.1   | 8   | 7  | 5  | 2  | 2  | 0   | 0  | 5   | .204 | 100  |
| JUNE   |      | 3  | 3 | 0  | 0   | 0   | 6.03 | 6  | 1  | 34.1  | 47  | 25 | 23 | 9  | 9  | 0   | 3  | 30  | .315 | 585  |
| 7/5    | LAA  | 0  | 1 | 0  | 0   | 0   | 2.99 | 1  | 1  | 9.0   | 7   | 2  | 2  | 1  | 2  | 0   | 0  | 5   | .206 | 117  |
| 7/15   | @Hou | 1  | 0 | 0  | 0   | 0   | 2.99 | 1  | 0  | 6.0   | 5   | 2  | 2  | 1  | 5  | 0   | 0  | 3   | .207 | 110  |
| 7/21   | Det  | 0  | 1 | 0  | 0   | 0   | 3.26 | 1  | 0  | 3.1   | 7   | 5  | 5  | 2  | 2  | 0   | 0  | 3   | .215 | 95   |
| 7/26   | @LAD | 1  | 0 | 0  | 0   | 0   | 3.37 | 1  | 0  | 6.2   | 7   | 4  | 4  | 2  | 0  | 0   | 0  | 7   | .217 | 101  |
| JULY   |      | 1  | 2 | 0  | 0   | 0   | 4.68 | 4  | 1  | 25.0  | 26  | 13 | 13 | 6  | 9  | 0   | 0  | 18  | .271 | 423  |
| 8/2    | @SD  | 1  | 0 | 0  | 0   | 0   | 3.28 | 1  | 1  | 9.0   | 4   | 2  | 2  | 1  | 1  | 0   | 0  | 9   | .212 | 110  |
| 8/7    | Mil  | 0  | 0 | 0  | 0   | 0   | 3.27 | 1  | 0  | 6.0   | 6   | 4  | 2  | 1  | 1  | 0   | 1  | 6   | .214 | 93   |
| 8/13   | @Det | 0  | 0 | 0  | 0   | 0   | 3.28 | 1  | 0  | 5.0   | 7   | 4  | 2  | 0  | 2  | 0   | 0  | 6   | .218 | 100  |
| 8/18   | Ari  | 1  | 0 | 0  | 0   | 0   | 3.33 | 1  | 0  | 6.0   | 7   | 3  | 3  | 1  | 3  | 0   | 0  | 6   | .220 | 100  |
| 8/23   | @CWS | 0  | 0 | 0  | 0   | 0   | 3.24 | 1  | 0  | 7.0   | 3   | 2  | 1  | 1  | 1  | 0   | 1  | 8   | .217 | 91   |
| 8/29   | CWS  | 1  | 0 | 0  | 0   | 0   | 3.27 | 1  | 0  | 6.2   | 7   | 3  | 3  | 0  | 2  | 0   | 1  | 7   | .219 | 103  |
| AUGUST |      | 3  | 0 | 0  | 0   | 0   | 2.95 | 6  | 1  | 39.2  | 34  | 18 | 13 | 4  | 10 | 0   | 4  | 42  | .225 | 597  |
| 9/3    | KC   | 0  | 0 | 0  | 0   | 0   | 3.35 | 1  | 0  | 6.2   | 8   | 4  | 4  | 1  | 1  | 0   | 0  | 2   | .222 | 110  |
| 9/8    | @KC  | 1  | 0 | 0  | 0   | 0   | 3.45 | 1  | 0  | 5.0   | 5   | 4  | 4  | 1  | 1  | 0   | 0  | 3   | .223 | 67   |
| 9/13   | SD   | 0  | 0 | 0  | 0   | 0   | 3.35 | 1  | 0  | 6.0   | 3   | 0  | 0  | 0  | 1  | 0   | 0  | 7   | .221 | 93   |
| 9/18   | @NYY | 0  | 1 | 0  | 0   | 0   | 3.34 | 1  | 0  | 5.2   | 7   | 2  | 2  | 1  | 1  | 0   | 0  | 3   | .224 | 96   |
| 9/23   | @Det | 1  | 0 | 0  | 0   | 0   | 3.36 | 1  | 0  | 7.0   | 7   | 3  | 3  | 1  | 0  | 0   | 0  | 5   | .225 | 96   |
| 9/28   | @Cle | 0  | 0 | 0  | 0   | 0   | 3.28 | 1  | 0  | 5.0   | 4   | 0  | 0  | 0  | 0  | 0   | 0  | 1   | .225 | 57   |
| SEPT.  |      | 2  | 1 | 0  | 0   | 0   | 3.31 | 6  | 0  | 35.1  | 34  | 13 | 13 | 4  | 4  | 1   | 0  | 21  | .256 | 519  |
| Totals |      | 16 | 8 | 0  | 0   | 0   | 3.28 | 33 | 5  | 211.1 | 177 | 85 | 77 | 31 | 61 | 2   | 8  | 167 | .225 | 3235 |



# HECTOR SANTIAGO

**HEIGHT/WEIGHT:** 6-0/215  
**BATS/THROWS:** R/L  
**BORN:** 12/16/87 in Newark, NJ  
**AGE:** 29  
**RESIDES:** Litchfield Park, AZ  
**ACQUIRED:** Trade with Los Angeles-AL, 8/1/16  
**M.L. SERVICE:** 6 years, 16 days  
**CONTRACT STATUS:** Signed thru 2017

#HCSANTIAGO53



LEFT-HANDED PITCHER

53

★ 2015

**PERSONAL:** Hector Felipe Santiago...named Angels nominee for 2015 Roberto Clemente Award in recognition for his positive contributions to the community both on and off the field...hosted numerous "Santiago's Soldiers" at Angel Stadium in the local community...made multiple appearances to visit children at the Children's Hospital of Orange County (CHOC)...participated in Angels Adopt-A-School program, visiting students at Cambridge Elementary School in Orange, as well as making appearances to sign autographs and take photos with fans at Fiesta Angels and the Angels 5K and Fun Run...participated in Angels Fan Cruise in 2015 and 2016 along with teammates Matt Shoemaker, Efrén Navarro and Tyler Skaggs...in January 2013, visited students at St. Rose Elementary School in Newtown, Conn...was White Sox 2013 nominee for the Roberto Clemente Award and Marvin Miller Man of the Year Award...in 2012, sponsored and supported "Santiago's Soldiers," an inner-city young baseball team in Chicago...also participated in White Sox Celebrity Bowling Classic benefiting pediatric cancer research and visited pediatric patients at Lurie Children's Hospital in Chicago...played in Puerto Rican Winter League during 2008-12 off-seasons...participated in 2017 Twins Winter Caravan.

**CAREER HIGHLIGHTS:** Twins mark third organization (Chicago-AL 2007-13 & Los Angeles-AL 2014-16)...made major league debut July 6, 2011 for White Sox vs. Kansas City with 1.0 scoreless inning of relief...traded to Angels December 10, 2013 with LHP Tyler Skaggs in three-team deal which sent OF Mark Trumbo and RHP A.J. Schugel to Arizona and OF Adam Eaton to Chicago...began 2012 season as White Sox closer...on October 1, 2012 at Cleveland, became second rookie since 2000 to record 10-plus strikeouts while allowing two or fewer baserunners in a start (also Johnny Cueto)...named to All-Star Game with Angels in 2015.

## 2017:

- ✦ Appeared in three games for Puerto Rico in the World Baseball Classic, going 1-0, 2.08 ERA (8.2 IP, 2 ER) with five walks and nine strikeouts.
- ✦ Began season as Minnesota's number two starter April 5 vs. Kansas City, allowing one run on four hits in 5.0 innings pitched, earning the win.
- ✦ Placed on Bereavement List April 28-May 3 after the death of his grandmother.
- ✦ Went 4-1, 2.76 ERA (42.1 IP, 13 ER) in first seven starts from April 5-May 9.
- ✦ Went 0-7, 9.96 ERA (28.0 IP, 31 ER) in next eight games (7 starts) from May 14-July 2.
- ✦ Placed on 10-day disabled list June 7 with a left shoulder strain; after returning on June 27 and making two more starts, was placed on the 10-day disabled list again with upper thoracic back pain on July 3; went on rehab assignment but did not return to active roster.

**2016:** Began season with Los Angeles-AL and was club's number three starter...earned first win of season in third start April 18 at Chicago-AL, pitching 7.0 shutout innings with two hits allowed and a season-high 10 strikeouts; tied career-high, third time in career...went 6-0, 1.78 ERA (35.1 IP, 7 ER) with 21 walks and 34 strikeouts in six July starts; led baseball in wins during the month...set career-high with seven straight wins June 15-July 30, posting a 2.52 ERA (53.2 IP, 15 ER) in that span...set single-season career-high with 10th win July 30 vs. Boston, allowing two runs on four hits in 5.0 innings pitched...was acquired via trade with Los Angeles-AL August 1, along with right-handed pitcher Alan Busenitz, in exchange for right-handed pitchers Ricky Nolasco and Alex Meyer...made Twins debut August 4 at Cleveland, allowing four runs on five hits in 5.0 innings pitched and was issued the loss...made 11 starts for the Twins, going 3-6, 5.58 ERA (61.1 IP, 38 ER) with 22 walks and 37 strikeouts...led the AL in walks (79)...pitched 6.0-plus innings in 16 starts and 7.0-plus in six starts...finished with 13 quality starts, the second most of his career (15 in 2015)...went 7-4, 3.40 ERA (92.2 IP, 35 ER) in 16 road starts and 6-6, 6.04 ERA (89.1 IP, 60 ER) in 17 home starts (Target Field and Angel Stadium)...set career-highs in starts (33), innings pitched (182.0), walks (79) and wins (13).

**2015:** Pitched in 33 games (32 starts) for Angels and compiled a 9-9 record and 3.59 ERA (180.2 IP, 72 ER) with 162 strikeouts...set career-highs in wins, starts, innings pitched and strikeouts...among AL leaders, ranked fourth with a 2.65 home ERA (98.1 IP, 29 ER), fifth with a 2.94 day game ERA (52 IP, 17 ER), and sixth with a .227 (156-for-687) batting average against...named to AL All-Star team, first All-Star selection of career...finished first half with a 6-4 record, and his 2.33 ERA (108.1 IP, 28 ER) ranked third in the league at the break...did not pitch in All-Star Game in Cincinnati...allowed one-or-fewer earned runs in 11 of 32 starts; tied for 10th most in American League...had streak of five consecutive starts (June 22 - July 20) allowing one-or-fewer run tied for second longest streak in Angels history (Dean Chance - 7 consecutive starts in 1964)...held opponents to a .197 (26-for-132) batting average with runners in scoring position...ranked third among AL pitchers and sixth in the majors...

made only relief appearance of season June 6 at Yankee Stadium...tossed 3.2 scoreless innings...marked longest relief outing of the season by any Angels pitcher...pitched a total of 13.1 scoreless frames across seven career relief outings with Halos...in 16 starts against A.L. West division opponents, went 6-1 with a 2.53 ERA (92.2 IP, 26 ER).

**2014:** Finished first season with Angels with a 6-9 record and 3.75 ERA (127.1 IP, 53 ER) in 30 games (24 starts) in 2014...opened the regular season in starting rotation but was moved to the bullpen following start on May 7 vs. Yankees...optioned to Salt Lake May 21...in three games (all starts) for Salt Lake, went 1-1 with a 6.43 ERA (14.0 IP, 10 ER) and nine strikeouts...recalled from Triple-A Salt Lake and rejoined rotation prior to start June 10...in final 21 games (17 starts) following return from Triple-A, went 6-3 with a 3.30 ERA (90.0 IP, 33 ER)...set new career-high with five consecutive winning decisions from July 10 – September 9...allowed one-or-fewer runs in 10 separate starts and had a no-decision in seven of those contests...is one of three players in A.L. history to have seven no-decisions in a season in starts when allowing one-or-fewer runs (also, Pedro Martinez – 8 ND in 2003 & Brad Radke – 7 ND in 2004)...during month of August, pitched to a 1.93 ERA (28.0 IP, 6 ER) but Angels went 1-4 in his five starts...did not allow a run in 9.2 innings pitched as a reliever (six hits allowed)...Angels scored a total of three-or-fewer runs in 16 of 24 games he started...the club scored a combined total of 20 runs across his first nine starts of the year...Halos scored a total of just 54 runs with him in the game as the starting pitcher (117.2 IP)...earned win in relief appearance July 31 at Baltimore...entered game in 11th inning and pitched two shutout innings, allowing two hits and two walks with two strikeouts...went 11 straight starts without recording a win to begin Angels career, which tied longest streak in club history (Bill Travers, 1981-83)...April 20 at Detroit, allowed two runs (both unearned) and became Angels first left-handed starter to lose a game without allowing an earned run since Jarrod Washburn Sept. 19, 2004 vs. Texas...participated in 2014 Japan All-Star Series with other major league players, including teammate Matt Shoemaker.

**2013:** Spent first full season in the major leagues with Chicago-AL...ranked third among Chicago's pitchers in innings pitched (149), strikeouts (137) and starts (23)...finished year with a 4-9 record and 3.56 ERA (149.0 IP, 59 ER) in 34 games (23 starts)...went 4-7 with a 3.51 ERA (130.2 IP, 51 ER) and 122 strikeouts as a starter and 0-2 with a 3.93 ERA (18.1 IP, 8 ER) and 15 strikeouts as a reliever...ranked fifth among American League lefties holding right-handed batters to a .244 (96-for-393) batting average against...posted a 1.85 ERA (24.1 IP, 5 ER) during Interleague Play, which ranked seventh in A.L...started season in bullpen and recorded a career-high 9.2 scoreless IP streak to start season...averaged 102.9 pitches-per-start and eclipsed the 100-pitch mark 18 times...was moved into starting rotation following season-ending injury to Gavin Floyd...allowed three runs or fewer in eight of the nine games in which he was charged with the loss...received three runs of support or fewer in 19 of his 23 starts...acquired by Angels December 10, 2013 along with LHP Tyler Skaggs in trade which sent OF Mark Trumbo and RHP A.J. Schugel to the Arizona Diamondbacks.

**2012:** Appeared in 42 games (four starts) for White Sox and posted a 4-1 record with four saves and a 3.33 ERA (70.1 IP, 26 ER) with 79 strikeouts...Was 2-0 with a 1.86 ERA (19.1 IP, 4 ER) in his four starts...made first career Opening Day roster and opened up the year as Chicago's closer...converted four of six save opportunities...earned first career save April 7 and became first rookie in major league history to earn a save in his team's first win of a season for a first-year manager (Robin Ventura)...collected first career major league victory on May 8 at Cleveland after tossing a scoreless inning in relief...made first career start September 3 vs. Minnesota and was the winning pitcher after holding the Twins to one earned run across five innings pitched...surrendered just one hit with 10 strikeouts over seven scoreless innings in last start of season on Oct. 1 at Cleveland...marked second time since 2000 that a rookie recorded 10-plus strikeouts and two-or-fewer base runners in a start (Johnny Cueto, April 3, 2008 vs. Arizona)-ELIAS...also marked the most strikeouts by a White Sox rookie since Jason Bere in 1993...became the first pitcher since 1969 (when save rule was adopted) to record a save in season debut and have 10-plus strikeouts in season finale-ELIAS.

**2011:** Recorded two scoreless relief appearances for the White Sox after being promoted from Double-A Birmingham June 26...made Major League debut for Chicago July 6 vs. Kansas City and tossed a scoreless inning in relief while also notching first career strikeout (Eric Hosmer)...pitched 4.1 scoreless innings the following night vs. Minnesota in only other big league appearance of the season...held Twins to one hit, while walking one and striking out one...was optioned back to Birmingham on July 19 and spent remainder of season with the Barons.

**PROFESSIONAL:** Selected by Chicago-AL in 30th round of 2006 First-Year Player Draft; signed by Chicago-AL scout Chuck Fox.

| SANTIAGO'S PITCHING RECORD |                |       |      |     |     |    |     |   |       |     |     |     |     |    |     |     |    |      |      |
|----------------------------|----------------|-------|------|-----|-----|----|-----|---|-------|-----|-----|-----|-----|----|-----|-----|----|------|------|
| YEAR                       | CLUB           | W-L   | ERA  | G   | GS  | CG | SHO | S | IP    | H   | R   | ER  | HR  | HB | BB  | SO  | WP | K/9  | BAA  |
| 2007                       | Bristol        | 1-1   | 1.65 | 17  | 0   | 0  | 0   | 0 | 32.2  | 19  | 7   | 6   | 1   | 1  | 16  | 38  | 1  | 10.5 | .176 |
| 2008                       | Kannapolis     | 5-1   | 4.06 | 38  | 0   | 0  | 0   | 1 | 64.1  | 57  | 37  | 29  | 1   | 3  | 44  | 83  | 8  | 11.6 | .241 |
| 2009                       | Winston-Salem  | 4-4   | 3.88 | 38  | 0   | 0  | 0   | 1 | 58.0  | 54  | 34  | 25  | 5   | 3  | 25  | 66  | 3  | 10.2 | .252 |
| 2010                       | Winston-Salem  | 4-5   | 4.15 | 37  | 1   | 0  | 0   | 2 | 60.2  | 63  | 29  | 28  | 4   | 3  | 19  | 61  | 1  | 9.0  | .267 |
| 2011                       | Winston-Salem  | 2-3   | 3.68 | 8   | 8   | 0  | 0   | 0 | 44.0  | 38  | 18  | 18  | 7   | 3  | 14  | 43  | 3  | 8.8  | .236 |
|                            | CHICAGO-AL     | 0-0   | 0.00 | 2   | 0   | 0  | 0   | 0 | 5.1   | 1   | 0   | 0   | 0   | 0  | 1   | 2   | 1  | 3.4  | .059 |
| 2012                       | Birmingham     | 7-5   | 3.56 | 15  | 15  | 0  | 0   | 0 | 83.1  | 71  | 34  | 33  | 4   | 4  | 39  | 74  | 6  | 8.0  | .235 |
|                            | Charlotte      | 1-0   | 0.00 | 3   | 3   | 0  | 0   | 0 | 14.2  | 9   | 0   | 0   | 0   | 0  | 6   | 13  | 0  | 8.0  | .188 |
| 2013                       | CHICAGO-AL     | 4-1   | 3.33 | 42  | 4   | 0  | 0   | 4 | 70.1  | 54  | 26  | 26  | 10  | 7  | 40  | 79  | 5  | 10.1 | .211 |
|                            | CHICAGO-AL     | 4-9   | 3.56 | 34  | 23  | 0  | 0   | 0 | 149.0 | 137 | 69  | 59  | 17  | 15 | 72  | 137 | 2  | 8.3  | .243 |
| 2014                       | Salt Lake      | 1-1   | 6.43 | 3   | 3   | 0  | 0   | 0 | 14.0  | 23  | 12  | 10  | 0   | 1  | 7   | 9   | 0  | 5.8  | .371 |
|                            | LOS ANGELES-AL | 6-9   | 3.75 | 30  | 24  | 0  | 0   | 0 | 127.1 | 120 | 63  | 53  | 15  | 3  | 53  | 108 | 5  | 7.6  | .248 |
| 2015                       | LOS ANGELES-AL | 9-9   | 3.59 | 33  | 32  | 0  | 0   | 0 | 180.2 | 156 | 80  | 72  | 29  | 10 | 71  | 162 | 1  | 8.1  | .227 |
| 2016                       | LOS ANGELES-AL | 10-4  | 4.25 | 22  | 22  | 0  | 0   | 0 | 120.2 | 104 | 61  | 57  | 20  | 4  | 57  | 107 | 2  | 8.0  | .233 |
|                            | MINNESOTA      | 3-6   | 5.58 | 11  | 11  | 0  | 0   | 0 | 61.1  | 65  | 39  | 38  | 13  | 1  | 22  | 37  | 1  | 5.4  | .267 |
| 2017                       | MINNESOTA      | 4-8   | 5.63 | 15  | 14  | 0  | 0   | 0 | 70.1  | 70  | 44  | 44  | 15  | 5  | 31  | 51  | 0  | 6.5  | .255 |
|                            | Rochester      | 1-2   | 5.32 | 7   | 7   | 0  | 0   | 0 | 23.2  | 21  | 16  | 14  | 4   | 1  | 17  | 25  | 1  | 9.5  | .233 |
| Minor League Totals        |                | 26-22 | 3.71 | 166 | 37  | 0  | 0   | 4 | 395.1 | 355 | 187 | 163 | 26  | 19 | 187 | 412 | 23 | 9.4  | .243 |
| Major League Totals        |                | 40-46 | 4.00 | 189 | 130 | 0  | 0   | 4 | 785.0 | 707 | 382 | 349 | 119 | 45 | 347 | 683 | 17 | 7.8  | .238 |



# SANTIAGO'S CAREER FIELDING RECORD

| POSITION | PCT  | G   | PO | A  | E | TC  | DP | PB |
|----------|------|-----|----|----|---|-----|----|----|
| Pitcher  | .967 | 189 | 33 | 84 | 4 | 121 | 6  | —  |

# SANTIAGO'S CAREER BATTING RECORD

| BATTING | AVG  | AB | R | H | 2B | 3B | HR | RBI | SH | SF | HB | BB | SO | SB | OBP  | OPS  |
|---------|------|----|---|---|----|----|----|-----|----|----|----|----|----|----|------|------|
| Career  | .188 | 16 | 0 | 3 | 0  | 0  | 0  | 3   | 0  | 0  | 0  | 6  | 0  | 0  | .188 | .375 |

# SANTIAGO'S ALL-STAR GAME RECORD

| YEAR | HOST        | W-L | ERA  | G | GS | CG | SH | SV | IP  | H | R | ER | HR | HB | BB | SO | WP | K/9  | BAA  |
|------|-------------|-----|------|---|----|----|----|----|-----|---|---|----|----|----|----|----|----|------|------|
| 2008 | New York-AL | 0-0 | 9.00 | 1 | 0  | 0  | 0  | 0  | 1.0 | 1 | 1 | 1  | 1  | 0  | 0  | 2  | 0  | 18.0 | .250 |

# SANTIAGO'S WORLD BASEBALL CLASSIC RECORD

| YEAR | TEAM        | W-L | ERA  | G | GS | CG | SH | SV | IP  | H | R | ER | HR | HB | BB | SO | WP | K/9 | BAA  |
|------|-------------|-----|------|---|----|----|----|----|-----|---|---|----|----|----|----|----|----|-----|------|
| 2017 | Puerto Rico | 1-0 | 2.08 | 3 | 0  | 0  | 0  | 0  | 8.2 | 9 | 4 | 2  | 0  | 0  | 5  | 9  | 1  | 9.3 | .257 |

# SANTIAGO'S GAME LOGS

| DATE          | OPP. | W        | L        | SV       | SVO      | HLD      | ERA          | GS        | CG       | IP          | H         | R         | ER        | HR        | BB        | IBB      | HB       | SO        | AVG         | #PIT        |
|---------------|------|----------|----------|----------|----------|----------|--------------|-----------|----------|-------------|-----------|-----------|-----------|-----------|-----------|----------|----------|-----------|-------------|-------------|
| 4/5           | KC   | 1        | 0        | 0        | 0        | 0        | 1.80         | 1         | 0        | 5.0         | 4         | 1         | 1         | 0         | 2         | 0        | 1        | 4         | .235        | 88          |
| 4/11          | @Det | 0        | 1        | 0        | 0        | 0        | 2.38         | 1         | 0        | 6.1         | 3         | 2         | 2         | 1         | 1         | 0        | 1        | 1         | .179        | 84          |
| 4/16          | CWS  | 0        | 0        | 0        | 0        | 0        | 1.47         | 1         | 0        | 7.0         | 6         | 0         | 0         | 0         | 0         | 0        | 1        | 6         | .197        | 95          |
| 4/21          | Det  | 1        | 0        | 0        | 0        | 0        | 2.19         | 1         | 0        | 6.1         | 7         | 3         | 3         | 1         | 1         | 0        | 0        | 6         | .217        | 99          |
| 4/26          | @Tex | 0        | 0        | 0        | 0        | 0        | 2.43         | 1         | 0        | 5.0         | 6         | 2         | 2         | 0         | 4         | 0        | 0        | 6         | .232        | 104         |
| <b>APRIL</b>  |      | <b>2</b> | <b>1</b> | <b>0</b> | <b>0</b> | <b>0</b> | <b>2.43</b>  | <b>5</b>  | <b>0</b> | <b>29.2</b> | <b>26</b> | <b>8</b>  | <b>8</b>  | <b>2</b>  | <b>8</b>  | <b>0</b> | <b>3</b> | <b>23</b> | <b>.232</b> | <b>470</b>  |
| 5/3           | Oak  | 1        | 0        | 0        | 0        | 0        | 2.78         | 1         | 0        | 6.0         | 4         | 3         | 3         | 1         | 3         | 0        | 0        | 2         | .226        | 87          |
| 5/9           | @CWS | 1        | 0        | 0        | 0        | 0        | 2.76         | 1         | 0        | 6.2         | 3         | 2         | 2         | 0         | 5         | 0        | 0        | 6         | .213        | 111         |
| 5/14          | @Cle | 0        | 1        | 0        | 0        | 0        | 3.80         | 1         | 0        | 2.2         | 7         | 6         | 6         | 3         | 2         | 0        | 0        | 1         | .235        | 75          |
| 5/19          | KC   | 0        | 0        | 0        | 0        | 0        | 3.96         | 1         | 0        | 5.0         | 8         | 3         | 3         | 1         | 1         | 0        | 0        | 1         | .249        | 94          |
| 5/26          | TB   | 0        | 1        | 0        | 0        | 0        | 4.07         | 1         | 0        | 5.1         | 4         | 3         | 3         | 1         | 2         | 0        | 0        | 6         | .244        | 101         |
| 5/28          | TB   | 0        | 1        | 0        | 0        | 0        | 4.31         | 0         | 0        | 1.0         | 2         | 2         | 2         | 2         | 1         | 0        | 0        | 1         | .248        | 21          |
| 5/31          | Hou  | 0        | 1        | 0        | 0        | 0        | 4.76         | 1         | 0        | 6.0         | 8         | 6         | 6         | 3         | 2         | 0        | 0        | 3         | .255        | 98          |
| <b>MAY</b>    |      | <b>2</b> | <b>4</b> | <b>0</b> | <b>0</b> | <b>0</b> | <b>6.89</b>  | <b>6</b>  | <b>0</b> | <b>32.2</b> | <b>36</b> | <b>25</b> | <b>25</b> | <b>11</b> | <b>16</b> | <b>0</b> | <b>0</b> | <b>20</b> | <b>.275</b> | <b>587</b>  |
| 6/6           | @Sea | 0        | 1        | 0        | 0        | 0        | 5.26         | 1         | 0        | 2.2         | 3         | 5         | 5         | 1         | 4         | 0        | 0        | 4         | .257        | 72          |
| 6/27          | @Bos | 0        | 1        | 0        | 0        | 0        | 5.37         | 1         | 0        | 2.0         | 1         | 2         | 2         | 1         | 2         | 0        | 1        | 2         | .254        | 49          |
| <b>JUNE</b>   |      | <b>0</b> | <b>2</b> | <b>0</b> | <b>0</b> | <b>0</b> | <b>13.50</b> | <b>2</b>  | <b>0</b> | <b>4.2</b>  | <b>4</b>  | <b>7</b>  | <b>7</b>  | <b>2</b>  | <b>6</b>  | <b>0</b> | <b>1</b> | <b>6</b>  | <b>.235</b> | <b>121</b>  |
| 7/2           | @KC  | 0        | 1        | 0        | 0        | 0        | 5.63         | 1         | 0        | 3.1         | 4         | 4         | 4         | 0         | 1         | 0        | 1        | 2         | .255        | 58          |
| <b>JULY</b>   |      | <b>0</b> | <b>1</b> | <b>0</b> | <b>0</b> | <b>0</b> | <b>10.80</b> | <b>1</b>  | <b>0</b> | <b>3.1</b>  | <b>4</b>  | <b>4</b>  | <b>4</b>  | <b>0</b>  | <b>1</b>  | <b>0</b> | <b>1</b> | <b>2</b>  | <b>.286</b> | <b>58</b>   |
| <b>Totals</b> |      | <b>4</b> | <b>8</b> | <b>0</b> | <b>0</b> | <b>0</b> | <b>5.63</b>  | <b>14</b> | <b>0</b> | <b>70.1</b> | <b>70</b> | <b>44</b> | <b>44</b> | <b>15</b> | <b>31</b> | <b>0</b> | <b>5</b> | <b>51</b> | <b>.255</b> | <b>1236</b> |



# AARON SLEGERS

**HEIGHT/WEIGHT:** 6-10/245  
**BATS/THROWS:** R/R  
**BORN:** 9/4/92 in Long Beach, CA  
**AGE:** 25  
**RESIDES:** Scottsdale, AZ  
**ACQUIRED:** 5th round, 2013 First-Year Player Draft  
**M.L. SERVICE:** 28 days  
**CONTRACT STATUS:** Signed thru 2017

@ASLEGERS



**RIGHT-HANDED PITCHER**

**50**

**PERSONAL:** Aaron Allan Slegers (pronounced SLEH-gers)...2010 graduate of Notre Dame Prep...limited to 10.0 innings from 2010 (senior year of high school) to 2012 (red shirt sophomore year of college) with forearm pain, a broken right wrist and a stress fracture in right tibia...went 6-1 as a junior in high school with 43 strikeouts and a 1.32 ERA in 41.0 innings...helped ND Prep to finish as 4A State Runner-Up as a junior, while the team won the East Sky Region in both 2009 and 10...also played club baseball for the Arizona Diamondbacks Scout Team in 2009 and '10...attended Indiana University from 2011-13, going 9-3, 2.29 ERA (114.0 IP, 29 ER) with 21 walks and 64 strikeouts in 24 games (18 starts)...went 9-2, 2.04 ERA (106.0 IP, 24 ER) in 18 starts as a junior in 2013; named a 2013 Louisville Slugger/CollegeBaseballInsider.com All-America...at 6 feet, 10 inches, is second-tallest player in Twins history (Jon Rauch, 6'11", 2009-2010).

## 2017:

- Was invited to Twins spring training, reassigned to minor league camp March 13 and began season with Triple-A Rochester.
- Named International League Pitcher of the Week July 24, going 2-0, 0.64 (14.0 IP, 1 ER) with two walks and 12 strikeouts in two starts.
- Went 9-0, 2.10 ERA (64.1 IP, 15 ER) with 13 walks and 49 strikeouts in a 10-start stretch from June 15-August 12.
- Named Twins minor league Pitcher of the Month for July, going 5-0, 0.99 ERA (36.1 IP, 4 ER) in five starts.
- Contract selected as 26th man for doubleheader with Cleveland August 17.
- Made major league debut in a start August 17 vs. Cleveland (Game 2), allowing two runs on two hits in 6.1 innings pitched; did not factor into decision and was returned to Rochester following game.
- Set season high with 10 strikeouts for Rochester August 27 vs. Buffalo (8.0 IP).
- Recalled September 4 and spent rest of season with Twins.
- Led Twins minor league system in wins (15), innings pitched (148.1), starts (23), and second in strikeouts (119).
- Led all Triple-A in wins and tied with Bowie's (Baltimore) Yefry Ramirez for most in all of Minor League Baseball...ranked fifth in all of Triple-A in innings pitched.

**2016:** Spent entire season with Double-A Chattanooga...placed on disabled list July 10 with right biceps tendinitis; reinstated July 26...named Twins minor league Player of the Week September 3, going 1-0, 1.29 ERA (14.0 IP, 2 ER) with three walks and 13 strikeouts in two starts for the Lookouts...led Lookouts in wins (10), starts (25), innings pitched (145.1) and strikeouts (104)...ranked ninth in Southern League in ERA (3.41) among starters and tied for fourth in inning pitched (145.1).

**2015:** Began season with Single-A Ft. Myers...named Twins minor league Player of the Week after pitching a complete game shutout May 24 vs. Brevard County, allowing three hits and nine strikeouts...pitched back-to-back complete games July 27 (7.0 IP) and August 2 (6.0 IP)...promoted to Double-A Chattanooga August 7...named Twins Minor League Pitcher for the Week for September 3, striking out 13 in 14.0 innings, allowing two earned runs in two starts...finished the season with the second lowest WHIP (1.04) and opponent average (.227) in the Florida State League, as well as the fourth lowest ERA (2.87).

**2014:** Began season with Single-A Cedar Rapids as one of the team's primary starters...pitched 6.0 innings or more in 11 of his 20 starts, recording a quality start in eight of those outings...promoted to Single-A Ft. Myers August 1 and made three starts for the Miracle to finish the year...ranked third in the Midwest League in walks-per-9.0 innings pitched (1.5).

**2013:** Spent first professional season with Rookie Elizabethton...allowed just one earned run in nine appearances...walked two and struckout 18 in his 19.0 innings...earned a save in three of his final four appearances, all of which were at least 2.0 inning outings.

**PROFESSIONAL:** Selected by Twins in fifth round of 2013 First-Year Player Draft; signed by scout Jeff Pohl.

| 2017 SINGLE-GAME HIGHS          |                                 |  |  |
|---------------------------------|---------------------------------|--|--|
| IP: 6.1, 8/17 vs. CLE           | Walks: 2, 2x, last 9/6 at TB    |  |  |
| SO: 3, 3x, last 9/30 vs. DET    | CG: - -                         |  |  |
| Win-Streak: - -                 | Low-Hit: - -                    |  |  |
| CAREER SINGLE-GAME HIGHS        |                                 |  |  |
| IP: 6.1, 8/17/17 vs. CLE        | Walks: 2, 2x, last 9/6/17 at TB |  |  |
| SO: 3, 3x, last 9/30/17 vs. DET | CG: - -                         |  |  |
| Win-Streak: - -                 | Low-Hit: - -                    |  |  |

| SLEGERS' PITCHING RECORD |              |       |      |     |    |    |    |    |       |     |     |     |    |    |     |     |    |     |      |
|--------------------------|--------------|-------|------|-----|----|----|----|----|-------|-----|-----|-----|----|----|-----|-----|----|-----|------|
| YEAR                     | CLUB         | W-L   | ERA  | G   | GS | CG | SH | SV | IP    | H   | R   | ER  | HR | HB | BB  | SO  | WP | K/9 | BAA  |
| 2013                     | Elizabethton | 0-0   | 0.47 | 9   | 0  | 0  | 0  | 3  | 19.0  | 16  | 2   | 1   | 0  | 1  | 2   | 18  | 0  | 8.5 | .246 |
| 2014                     | Cedar Rapids | 7-7   | 4.54 | 20  | 20 | 1  | 0  | 0  | 113.0 | 118 | 66  | 57  | 7  | 7  | 20  | 90  | 11 | 7.2 | .209 |
|                          | Ft. Myers    | 2-1   | 3.32 | 3   | 3  | 0  | 0  | 0  | 19.0  | 14  | 7   | 7   | 2  | 2  | 4   | 12  | 0  | 5.7 | .268 |
| 2015                     | Ft. Myers    | 8-6   | 2.87 | 19  | 19 | 3  | 1  | 0  | 119.1 | 103 | 48  | 38  | 4  | 7  | 21  | 80  | 7  | 6.0 | .227 |
|                          | Chattanooga  | 1-4   | 4.91 | 6   | 6  | 0  | 0  | 0  | 36.2  | 40  | 22  | 20  | 3  | 2  | 12  | 24  | 2  | 5.9 | .282 |
| 2016                     | Chattanooga  | 10-7  | 3.41 | 25  | 25 | 0  | 0  | 0  | 145.1 | 137 | 61  | 55  | 11 | 12 | 46  | 104 | 5  | 6.4 | .258 |
| 2017                     | Rochester    | 15-4  | 3.40 | 24  | 24 | 1  | 1  | 0  | 148.1 | 154 | 59  | 56  | 11 | 2  | 29  | 119 | 6  | 7.2 | .266 |
|                          | MINNESOTA    | 0-1   | 6.46 | 4   | 3  | 0  | 0  | 0  | 15.1  | 12  | 12  | 11  | 3  | 0  | 6   | 9   | 0  | 5.3 | .211 |
| Minor League Totals      |              | 43-29 | 3.50 | 106 | 97 | 5  | 2  | 3  | 601.0 | 582 | 265 | 234 | 38 | 33 | 134 | 447 | 31 | 6.7 | .255 |
| Major League Totals      |              | 0-1   | 6.46 | 4   | 3  | 0  | 0  | 0  | 15.1  | 12  | 12  | 11  | 3  | 0  | 6   | 9   | 0  | 5.3 | .211 |

| SLEGERS' CAREER FIELDING RECORD |       |   |    |   |   |    |    |    |  |
|---------------------------------|-------|---|----|---|---|----|----|----|--|
| POSITION                        | PCT   | G | PO | A | E | TC | DP | PB |  |
| Pitcher                         | 1.000 | 4 | 0  | 2 | 0 | 2  | 0  | —  |  |

| SLEGERS' GAME LOGS |      |   |   |    |     |     |      |    |    |      |    |    |    |    |    |     |    |    |      |      |
|--------------------|------|---|---|----|-----|-----|------|----|----|------|----|----|----|----|----|-----|----|----|------|------|
| DATE               | OPP. | W | L | SV | SVO | HLD | ERA  | GS | CG | IP   | H  | R  | ER | HR | BB | IBB | HB | SO | AVG  | #PIT |
| 8/17               | Cle  | 0 | 0 | 0  | 0   | 0   | 2.84 | 1  | 0  | 6.1  | 2  | 2  | 2  | 1  | 2  | 0   | 0  | 3  | .100 | 82   |
| AUGUST             |      | 0 | 0 | 0  | 0   | 0   | 2.84 | 1  | 0  | 6.1  | 2  | 2  | 2  | 1  | 2  | 0   | 0  | 3  | .100 | 82   |
| 9/6                | @TB  | 0 | 0 | 0  | 0   | 0   | 6.10 | 1  | 0  | 4.0  | 5  | 5  | 5  | 2  | 2  | 0   | 0  | 3  | .194 | 61   |
| 9/17               | for  | 0 | 0 | 0  | 0   | 0   | 7.36 | 0  | 0  | 0.2  | 2  | 2  | 2  | 0  | 1  | 0   | 0  | 0  | .225 | 18   |
| 9/30               | Det  | 0 | 1 | 0  | 0   | 0   | 6.46 | 1  | 0  | 4.1  | 3  | 3  | 2  | 0  | 1  | 0   | 0  | 3  | .211 | 70   |
| SEPT.              |      | 0 | 1 | 0  | 0   | 0   | 9.00 | 2  | 0  | 9.0  | 10 | 10 | 9  | 2  | 4  | 0   | 0  | 6  | .270 | 149  |
| Totals             |      | 0 | 1 | 0  | 0   | 0   | 6.46 | 3  | 0  | 15.1 | 12 | 12 | 11 | 3  | 6  | 0   | 0  | 9  | .211 | 231  |



# MICHAEL TONKIN

**HEIGHT/WEIGHT:** 6-7/250  
**BATS/THROWS:** R/R  
**BORN:** 11/19/89 in Glendale, CA  
**AGE:** 27  
**RESIDES:** Palmdale, CA  
**ACQUIRED:** 30th round, 2008 First-Year Player Draft  
**M.L. SERVICE:** 2 years, 73 days  
**CONTRACT STATUS:** Signed thru 2017



**RIGHT-HANDED PITCHER**

**59**

@MTONKIN37

**PERSONAL:** Michael Harvey Tonkin...2008 graduate of Palmdale (CA) High School...brother-in-law of former Twins outfielder Jason Kubel.

## 2017:

- Made Twins Opening Day roster for second time in career.
- Made nine appearances for the Twins through May 6, allowing 11 runs (8 earned) in 11.0 innings (6.55 ERA).
- Designated for release or assignment on May 6; reported to Triple-A Rochester.
- Went 11 straight games for the Red Wings without allowing a run (15.0 IP) June 18-July 25.
- Posted a 0.91 ERA (29.2 IP, 3 ER) with five saves in final 23 games for Red Wings from June 18-August 31.
- Struck out multiple batters for the Red Wings in 21 of 31 appearances for Red Wings.
- Had contract selected by the Twins September 5 as part of roster expansion.

**2016:** Made Twins Opening Day roster for first time in career and spent entire season with Minnesota...earned first major league win April 17 vs. Los Angeles-AL, pitching 2.0 scoreless innings with four strikeouts...set career-high with 3.0 innings pitched April 22 at Washington; recorded first major league at-bat and struck out against Gio Gonzalez...posted a 1.50 ERA (12.0 IP, 2 ER) with 15 strikeouts in 10 April games...struck out multiple batters in 21 games, including season-high of four, done three times: April 17 vs. Los Angeles-AL, July 21 at Boston and July 27 vs. Atlanta...held right-handed hitters to a .266 (50-for-188) average and left-handers to a .306 (30-for-98) average...ranked second on Twins staff in games (65) and fifth in strikeouts (80)...allowed just 14 of 41 inherited runners to score (34.1%)...set career-highs in games (65), innings pitched (71.2) and strikeouts (80).

**2015:** Was optioned from Twins spring training to Triple-A Rochester March 20...was recalled by Minnesota five different times during the season...did not allow a home run at Rochester in 19 appearances from April 19-July 28...set single-game career-high with eight strikeouts (9 batters faced) at Rochester in 3.0 innings pitched July 3 at Lehigh Valley...held opponents scoreless in eight July appearances while at Rochester (15.0 IP) with two walks and 19 strikeouts...combined to post a 0.34 ERA (26.1 IP, 1 ER) in final two months at Rochester before being recalled by Minnesota September 1...converted eight straight save opportunities for the Red Wings June 30-August 18...finished tied for team lead in saves with Rochester (14)...ended season with Twins with 10.2 scoreless inning streak from September 13 through season's end...combined to go 2-1, 1.96 ERA (64.1 IP, 14 ER) with 14 walks and 65 strikeouts in 59 games at Rochester and Minnesota.

**2014:** Was in Twins spring training, optioned to Triple-A Rochester March 24 but recalled from Rochester and was on Opening Day roster as Brian Duensing was placed on Paternity List...made one appearance and was optioned to Rochester April 3; recalled again April 12...posted a 1.29 ERA (7.0 IP, 1 ER) in first nine appearances overall with Minnesota...optioned to Rochester May 18...struck out at least one batter in 14 straight appearances May 29-July 5 with Rochester...ranked third on the Red Wings staff with 39 appearances and led the club in saves with 10 (12 opportunities)...15 of final 19 appearances for Red Wings were scoreless (since July 11), posting a 2.18 ERA (20.2 IP, 5 ER) in that span...recalled September 2...pitched in 10 games in September, posting a 2.70 ERA (6.2 IP, 2 ER) with no walks and seven strikeouts.

**2013:** Participated in his first Twins major league spring training; optioned March 11...began season with Double-A New Britain...did not allow an earned run in 15 consecutive appearances (16.2 IP) April 21-May 28, and was promoted to Triple-A Rochester May 30...did not allow an earned run in first 10 appearances (11.2 IP) for the Red Wings May 30-June 23...recalled by Minnesota July 11 when Caleb Thielbar was placed on the Bereavement List...made major league debut July 11 at Tampa Bay, pitching 1.1 scoreless innings with one strikeout...optioned to Triple-A Rochester July 13...recalled August 20; appeared in one game for the Twins and optioned back to Rochester August 23...converted 14 of 15 save opportunities for the Red Wings, leading the club in saves...recalled September 9 and posted a 1.00 ERA (9.0 IP, 1 ER) in seven September games...posted a 3.03 ERA (68.1 IP, 23 ER) with 76 strikeouts and 19 walks in 61 games between all three levels...led Twins minor leaguers in saves (21)...named reliever on MiLB.com Twins organizational All-Star team...ranked 15th best prospect in Twins system by *Baseball America* entering 2014.

**2012:** Started season with Single-A Beloit...recorded at least one strikeout in 20 of 22 appearances for the Snappers, totaling 53 in 39.0 innings...struck out multiple batters in 15 appearances...selected to play in the Midwest League All-Star Game...promoted to Single-A Ft. Myers June 20...named Twins minor league Pitcher of the Week June 15, tossing 5.2 scoreless innings with three saves, no hits allowed, no walks and 12 strikeouts in five games...named Twins minor league Pitcher of the Month for June, going 0-1, 0.64 ERA (14.1 IP, 1 ER) with two saves and 27 strikeouts in nine games...recorded at least one strikeout in all 22 appearances for the Miracle, totaling 44 in 30.1 innings...struck out multiple batters in 15

appearances...combined to go 4-1, 2.08 ERA (69.1 IP, 16 ER) with 12 saves, 97 strikeouts and 20 walks in 44 appearances between both levels... named reliever on MiLB.com Twins organizational All-Star team...played for Peoria Javelinas in the Arizona Fall League, going 1-0, 2.45 ERA (14.2 IP, 4 ER) with three walks and seven strikeouts in 10 games...added to the Twins 40-man roster in November.

**2011:** Spent entire season with Single-A Beloit...did not allow a run in 13 consecutive appearances (14.2 IP) May 23-June 28...posted a 2.13 ERA (12.2 IP, 3 ER) in 10 June appearances...recorded at least one strikeout in 11 straight appearances (23 total) July 9-August 15...allowed just three home runs on the season and just one in final 40 appearances since May 2...tied for team-lead in appearances (48).

**2010:** Started season with Single-A Beloit...went 3-6, 4.29 ERA (65.0 IP, 31 ER) in 13 games (12 starts) for the Snappers...transferred to Rookie Elizabethton July 19...eight of 10 appearances for the E-Twins were scoreless — seven of those scoreless appearances were outings of 2.0 innings-or-more.

**2009:** Spent entire season with Rookie GCL Twins...named Twins minor league Pitcher of the Week July 17, going 1-0, 0.00 ERA (7.0 IP) with two hits allowed and 15 strikeouts in one start...went 2-1, 1.73 ERA (26.0 IP, 5 ER) in five August games (4 starts)...finished second in the GCL in strikeouts (60).

**2008:** Spent first professional season with GCL Twins, going 0-1, 3.27 ERA (11.0 IP, 4 ER) in six games (1 start)...ranked 30th best prospect in the Twins organization by *Baseball America* entering the 2009 season.

**PROFESSIONAL:** Selected by Twins in 30th round of 2008 First-Year Player Draft; signed by Twins scout Dan Cox.

| TONKIN'S PITCHING RECORD |              |       |      |     |     |    |    |    |       |     |     |     |    |    |     |     |    |      |      |
|--------------------------|--------------|-------|------|-----|-----|----|----|----|-------|-----|-----|-----|----|----|-----|-----|----|------|------|
| YEAR                     | CLUB         | W-L   | ERA  | G   | GS  | CG | SH | SV | IP    | H   | R   | ER  | HR | HB | BB  | SO  | WP | K/9  | BAA  |
| 2008                     | GCL Twins    | 0-1   | 3.27 | 6   | 1   | 0  | 0  | 0  | 11.0  | 10  | 4   | 4   | 0  | 1  | 3   | 8   | 0  | 6.5  | .244 |
| 2009                     | GCL Twins    | 3-4   | 3.62 | 11  | 9   | 0  | 0  | 0  | 54.2  | 55  | 30  | 22  | 2  | 4  | 9   | 60  | 5  | 9.9  | .258 |
| 2010                     | Elizabethton | 1-0   | 1.08 | 10  | 0   | 0  | 0  | 1  | 25.0  | 18  | 6   | 3   | 1  | 4  | 4   | 26  | 1  | 9.4  | .196 |
|                          | Beloit       | 3-6   | 4.29 | 13  | 12  | 0  | 0  | 0  | 65.0  | 76  | 43  | 31  | 7  | 8  | 18  | 40  | 7  | 5.5  | .287 |
| 2011                     | Beloit       | 4-3   | 3.87 | 48  | 3   | 0  | 0  | 2  | 76.2  | 82  | 41  | 33  | 3  | 8  | 24  | 69  | 6  | 8.1  | .271 |
| 2012                     | Beloit       | 3-0   | 1.38 | 22  | 0   | 0  | 0  | 6  | 39.0  | 29  | 8   | 6   | 1  | 1  | 9   | 53  | 5  | 12.2 | .206 |
|                          | Ft. Myers    | 1-1   | 2.97 | 22  | 0   | 0  | 0  | 6  | 30.1  | 24  | 12  | 10  | 2  | 2  | 11  | 44  | 1  | 13.1 | .212 |
| 2013                     | Rochester    | 1-2   | 4.41 | 30  | 0   | 0  | 0  | 14 | 32.2  | 33  | 18  | 16  | 3  | 1  | 8   | 36  | 0  | 9.9  | .256 |
|                          | New Britain  | 1-2   | 2.22 | 22  | 0   | 0  | 0  | 7  | 24.1  | 21  | 10  | 6   | 0  | 3  | 8   | 30  | 2  | 11.1 | .216 |
|                          | MINNESOTA    | 0-0   | 0.79 | 9   | 0   | 0  | 0  | 0  | 11.1  | 9   | 6   | 1   | 0  | 0  | 3   | 10  | 1  | 7.9  | .205 |
| 2014                     | Rochester    | 3-4   | 2.80 | 39  | 0   | 0  | 0  | 10 | 45.0  | 41  | 18  | 14  | 2  | 2  | 12  | 46  | 1  | 7.6  | .246 |
|                          | MINNESOTA    | 0-0   | 4.74 | 25  | 0   | 0  | 0  | 0  | 19.0  | 23  | 13  | 10  | 2  | 2  | 6   | 16  | 1  | 7.6  | .307 |
| 2015                     | Rochester    | 2-1   | 1.10 | 33  | 0   | 0  | 0  | 14 | 41.0  | 25  | 5   | 5   | 2  | 1  | 5   | 46  | 4  | 10.1 | .174 |
|                          | MINNESOTA    | 0-0   | 3.47 | 26  | 0   | 0  | 0  | 0  | 23.1  | 21  | 9   | 9   | 4  | 1  | 9   | 19  | 1  | 7.3  | .239 |
| 2016                     | MINNESOTA    | 3-2   | 5.02 | 65  | 0   | 0  | 0  | 0  | 71.2  | 80  | 46  | 40  | 13 | 3  | 24  | 80  | 5  | 10.0 | .280 |
| 2017                     | MINNESOTA    | 0-1   | 5.14 | 16  | 0   | 0  | 0  | 0  | 21.0  | 22  | 15  | 12  | 6  | 1  | 12  | 24  | 2  | 10.3 | .265 |
|                          | Rochester    | 4-2   | 1.73 | 31  | 0   | 0  | 0  | 5  | 41.2  | 31  | 8   | 8   | 1  | 4  | 13  | 61  | 0  | 13.2 | .205 |
| Minor League Totals      |              | 26-26 | 2.92 | 287 | 25  | 0  | 0  | 65 | 486.1 | 445 | 203 | 158 | 24 | 39 | 124 | 519 | 32 | 9.6  | .240 |
| Major League Totals      |              | 3-3   | 4.43 | 141 | 141 | 0  | 0  | 0  | 146.1 | 155 | 89  | 72  | 25 | 7  | 54  | 149 | 10 | 9.2  | .269 |

| TONKIN'S CAREER FIELDING RECORD |       |     |    |    |   |    |    |    |  |
|---------------------------------|-------|-----|----|----|---|----|----|----|--|
| POSITION                        | PCT   | G   | PO | A  | E | TC | DP | PB |  |
| Pitcher                         | 1.000 | 141 | 3  | 17 | 0 | 20 | 3  | —  |  |

| TONKIN'S CAREER BATTING RECORD |      |    |   |   |    |    |    |     |    |    |     |    |    |    |
|--------------------------------|------|----|---|---|----|----|----|-----|----|----|-----|----|----|----|
| BATTING                        | AVG  | AB | R | H | 2B | 3B | HR | RBI | SH | SF | HBP | BB | SO | SB |
| Career                         | .000 | 2  | 0 | 0 | 0  | 0  | 0  | 0   | 0  | 0  | 0   | 0  | 1  | 0  |

| TONKIN'S GAME LOGS |      |   |   |    |     |     |      |    |    |      |    |    |    |    |    |     |    |    |      |
|--------------------|------|---|---|----|-----|-----|------|----|----|------|----|----|----|----|----|-----|----|----|------|
| DATE               | OPP. | W | L | SV | SVO | HLD | ERA  | GS | CG | IP   | H  | R  | ER | HR | BB | IBB | HB | SO | AVG  |
| 4/8                | @CWS | 0 | 0 | 0  | 0   | 0   | 0.00 | 0  | 0  | 2.2  | 2  | 0  | 0  | 0  | 1  | 0   | 0  | 2  | .250 |
| 4/11               | @Det | 0 | 0 | 0  | 0   | 0   | 0.00 | 0  | 0  | 1.2  | 1  | 0  | 0  | 0  | 1  | 0   | 0  | 1  | .214 |
| 4/18               | Cle  | 0 | 0 | 0  | 0   | 0   | 3.38 | 0  | 0  | 1.0  | 1  | 2  | 2  | 1  | 0  | 0   | 1  | 1  | .222 |
| 4/22               | Det  | 0 | 1 | 0  | 0   | 0   | 4.26 | 0  | 0  | 1.0  | 1  | 1  | 1  | 0  | 1  | 0   | 0  | 2  | .217 |
| 4/23               | Det  | 0 | 0 | 0  | 0   | 0   | 3.86 | 0  | 0  | 0.2  | 2  | 3  | 0  | 0  | 2  | 0   | 0  | 3  | .250 |
| 4/26               | @Tex | 0 | 0 | 0  | 0   | 0   | 7.36 | 0  | 0  | 0.1  | 2  | 3  | 3  | 1  | 1  | 0   | 0  | 0  | .290 |
| APRIL              |      | 0 | 1 | 0  | 0   | 0   | 7.36 | 0  | 0  | 7.1  | 9  | 9  | 6  | 2  | 6  | 0   | 1  | 9  | .290 |
| 5/2                | Oak  | 0 | 0 | 0  | 0   | 0   | 7.56 | 0  | 0  | 1.0  | 2  | 1  | 1  | 1  | 1  | 0   | 0  | 1  | .306 |
| 5/4                | Oak  | 0 | 0 | 0  | 0   | 0   | 6.52 | 0  | 0  | 1.1  | 1  | 0  | 0  | 0  | 1  | 0   | 0  | 2  | .293 |
| 5/6                | Bos  | 0 | 0 | 0  | 0   | 0   | 6.55 | 0  | 0  | 1.1  | 2  | 1  | 1  | 1  | 3  | 0   | 0  | 1  | .298 |
| MAY                |      | 0 | 0 | 0  | 0   | 0   | 4.91 | 0  | 0  | 3.2  | 5  | 2  | 2  | 2  | 4  | 0   | 0  | 4  | .313 |
| 9/10               | @KC  | 0 | 0 | 0  | 0   | 0   | 6.39 | 0  | 0  | 1.2  | 2  | 1  | 1  | 1  | 0  | 0   | 0  | 3  | .296 |
| 9/12               | SD   | 0 | 0 | 0  | 0   | 0   | 5.93 | 0  | 0  | 1.0  | 0  | 0  | 0  | 0  | 0  | 0   | 0  | 1  | .281 |
| 9/16               | Ior  | 0 | 0 | 0  | 0   | 0   | 5.52 | 0  | 0  | 1.0  | 0  | 0  | 0  | 0  | 1  | 0   | 0  | 2  | .267 |
| 9/20               | @NYY | 0 | 0 | 0  | 0   | 0   | 4.96 | 0  | 0  | 1.2  | 2  | 0  | 0  | 0  | 0  | 0   | 0  | 3  | .273 |
| 9/24               | @Det | 0 | 0 | 0  | 0   | 0   | 5.40 | 0  | 0  | 2.0  | 2  | 2  | 2  | 1  | 1  | 0   | 0  | 1  | .274 |
| 9/27               | @Cle | 0 | 0 | 0  | 0   | 0   | 5.68 | 0  | 0  | 0.2  | 2  | 1  | 1  | 1  | 1  | 0   | 0  | 0  | .286 |
| 9/30               | Det  | 0 | 0 | 0  | 0   | 0   | 5.14 | 0  | 0  | 2.0  | 0  | 0  | 0  | 0  | 0  | 0   | 0  | 1  | .265 |
| SEPT.              |      | 0 | 0 | 0  | 0   | 0   | 3.60 | 0  | 0  | 10.0 | 8  | 4  | 4  | 2  | 2  | 0   | 0  | 11 | .222 |
| Totals             |      | 0 | 1 | 0  | 0   | 0   | 5.14 | 0  | 0  | 21.0 | 22 | 15 | 12 | 6  | 12 | 0   | 1  | 24 | .265 |





# NIK TURLEY

**HEIGHT/WEIGHT:** 6-4/195  
**BATS/THROWS:** L/L  
**BORN:** 9/11/89 in La Canada, CA  
**AGE:** 28  
**ACQUIRED:** Signed as a minor league free agent, 10/21/16  
**M.L. SERVICE:** 47 days  
**CONTRACT STATUS:** Signed thru 2017



**LEFT-HANDED PITCHER**

**66**

**PERSONAL:** Nikolas C. Turley...wife, Rachel...son, Dane...graduated from Harvard-Westlake (CA) High School and signed a letter of intent with BYU.

## 2017:

- Signed with the Twins as minor league free agent October 21, 2016.
- Named Twins minor league Pitcher of the Month for April, going 0-1, 0.44 ERA (20.1 IP, 1 ER) in four games (2 starts).
- Made five appearances for Double-A Chattanooga before promotion to Triple-A Rochester May 21.
- Struck out 15 batters in 6.0 innings pitched June 6 vs. Scranton/Wilkes-Barre, setting a Frontier Field record (since 1997).
- Made major league debut June 11 at San Francisco, starting and allowing four runs on eight hits in 4.0 innings pitched; did not factor.
- Optioned to Rochester June 22 and recalled again August 17; optioned and recalled as 26th man for doubleheader August 21.
- Recalled one last time September 1 and spent rest of season with Twins, appearing in five games in relief.

**2016:** Began season in Chicago-AL organization and was an invite to spring training; released March 28 and signed minor league contract with Boston...pitched for Double-A Portland (Boston) and eventually released in mid-July...signed with Somerset in the Atlantic League and appeared in 10 games (8 starts).

**2015:** Split season between Double-A San Jose and Triple-A Sacramento (San Francisco), combining to go 8-8, 4.39 ERA (108.2 IP, 53 ER) with 50 walks and 89 strikeouts in 20 starts.

**2014:** Combined to go 5-3 with a 4.43 ERA (32ER, 65.0IP) in 14 outings (13 starts) with the GCL-Yankees and triple-A Scranton/Wilkes-Barre...began the season on the disabled list with a left arm injury...released by the Yankees April 26 to clear room on the roster for Chris Leroux and was re-signed on May 5...after re-signing was placed on the disabled list and remained there until June 2.

**2013:** Spent the majority of the season with Double-A Trenton, going 11-8 with a 3.88 ERA (139.0 IP, 60 ER) in 27 appearances (26 starts)...while with the Thunder, held left-handed batters to a .171 (20-for-117, 2 HR) batting average, while right-handers hit .248 (99-for-400, 9 HR)...finished the season ranked second among Yankees farmhands in strikeouts (141) and tied for second in wins (11)...in 17 games (16 starts) with Trenton prior to the All-Star break, went 7-5 with a 4.34 ERA (83.0 IP, 40 ER)...following the break, went 4-3 with a 3.21 ERA (56.0 IP, 20 ER) in 10 starts...held the Baysox to just 1 H in 6.0 IP in 5/18 win vs. Bowie...repeated the feat in 7/25 win at Binghamton (6.0IP, 1H)...struck out a season-high nine batters in 6/26 win vs. Erie (5.2IP)...made his Triple-A debut on 5/13 with Scranton/Wilkes-Barre, allowing 2H and 1ER in 6.0IP (3BB, 4K) in a no-decision vs. Gwinnett...was sent back to Trenton on 5/14...was his only appearance with the Rail Riders.

**2012:** Spent the majority of the season with Single-A Tampa, going 9-5 with a 2.89 ERA (112.0IP, 36ER) and 116K in 24 games (22 starts)...made one start with Double-A Trenton (his final appearance of the season), allowing 3ER in 5.0IP and earning the win...his 10 combined wins on the year tied for third-most among Yankees farmhands, while his 3.00 combined ERA ranked second and his 117K ranked fifth...was named to the Florida State League postseason All-Star team...led the FSL in ERA (2.89) and ranked fourth in strikeouts (116)...held opponents to 4ER or less in each of his outings and 3ER or less in all but three...was credited with his first career shutout on 7/23 vs. Lakeland, allowing just 2H in 7.0 scoreless innings (1BB, 9K) in Game 1 of a doubleheader.

**2011:** Combined to go 4-6 with a 2.81 ERA (89.2IP, 28ER) in 17 starts with Single-A Charleston and Single-A Tampa...spent most of the season with the RiverDogs, going 4-6 with a 2.51 ERA (82.1IP, 23ER) in 15 starts...did not allow an earned run in his final four starts, surrendering just 11H and striking out 24 batters in 20.0IP during the stretch.

**2010:** Went 4-2 with a 3.86 ERA (72.1IP, 31ER) in 15 combined games (14 starts) with the GCL Yankees and short-season Single-A Staten Island...opened the season with the GCL Yankees, allowing 1ER in 10.2IP before being promoted to Staten Island on 7/5...made final 12 starts of

## 2017 SINGLE-GAME HIGHS

|                       |                     |
|-----------------------|---------------------|
| IP: 4.2, 6/16 vs. CLE | BB: 4, 6/16 vs. CLE |
| SO: 4, 6/11 at SF     | CG: -               |
| Win-Streak: -         | Low-Hit: -          |

## CAREER SINGLE-GAME HIGHS

|                          |                        |
|--------------------------|------------------------|
| IP: 4.2, 6/16/17 vs. CLE | BB: 4, 6/16/17 vs. CLE |
| SO: 4, 6/11/17 at SF     | CG: -                  |
| Win-Streak: -            | Low-Hit: -             |

the season with the SI Yanks...was credited with first career complete game in final outing on 9/2 at Hudson Valley, recording the loss in the first game of a doubleheader (6.0IP).

**2009:** In second season with GCL Yankees, went 2-3 with a 2.82 ERA in 11 games (10 starts).

**2008:** Made professional debut with GCL Yankees, going 2-1, 1.13 ERA.

**PROFESSIONAL:** Selected by New York-AL in 50th round of 2008 First-Year Player Draft.

| TURLEY'S PITCHING RECORD  |                 |       |       |     |     |    |    |    |       |     |     |     |    |    |     |     |    |      |      |
|---------------------------|-----------------|-------|-------|-----|-----|----|----|----|-------|-----|-----|-----|----|----|-----|-----|----|------|------|
| YEAR                      | CLUB            | W-L   | ERA   | G   | GS  | CG | SH | SV | IP    | H   | R   | ER  | HR | HB | BB  | SO  | WP | K/9  | BAA  |
| 2008                      | GCL Yankees     | 2-1   | 1.13  | 4   | 1   | 0  | 0  | 0  | 8.0   | 6   | 1   | 1   | 0  | 1  | 0   | 13  | 0  | 14.6 | .207 |
| 2009                      | GCL Yankees     | 2-3   | 2.82  | 11  | 10  | 0  | 0  | 0  | 54.1  | 45  | 21  | 17  | 1  | 6  | 23  | 46  | 9  | 7.6  | .228 |
| 2010                      | GCL Yankees     | 0-2   | 0.84  | 3   | 2   | 0  | 0  | 0  | 10.2  | 11  | 7   | 1   | 0  | 0  | 2   | 9   | 0  | 7.6  | .239 |
|                           | Staten Island   | 4-4   | 4.38  | 12  | 12  | 1  | 0  | 0  | 61.2  | 57  | 36  | 30  | 0  | 2  | 29  | 47  | 4  | 6.9  | .259 |
| 2011                      | Charleston      | 4-6   | 3.50  | 15  | 15  | 0  | 0  | 0  | 82.1  | 70  | 32  | 23  | 8  | 8  | 21  | 82  | 9  | 9.0  | .224 |
|                           | Tampa           | 0-0   | 6.14  | 2   | 2   | 0  | 0  | 0  | 7.1   | 11  | 8   | 5   | 1  | 1  | 1   | 5   | 0  | 6.1  | .344 |
| 2012                      | Trenton         | 1-0   | 5.40  | 1   | 1   | 0  | 0  | 0  | 5.0   | 8   | 3   | 3   | 0  | 1  | 1   | 1   | 0  | 1.9  | .381 |
|                           | Tampa           | 9-5   | 2.89  | 23  | 21  | 1  | 1  | 0  | 112.0 | 97  | 38  | 36  | 7  | 9  | 44  | 116 | 6  | 9.3  | .235 |
| 2013                      | Scranton/Wilkes | 0-0   | 1.50  | 1   | 1   | 0  | 0  | 0  | 6.0   | 2   | 1   | 1   | 0  | 0  | 3   | 4   | 1  | 6.0  | .105 |
|                           | Trenton         | 11-8  | 3.88  | 27  | 26  | 0  | 0  | 0  | 139.0 | 119 | 69  | 60  | 11 | 16 | 73  | 137 | 9  | 8.9  | .230 |
| 2014                      | Scranton/Wilkes | 5-3   | 4.62  | 13  | 12  | 0  | 0  | 0  | 60.1  | 55  | 36  | 31  | 8  | 9  | 8   | 44  | 7  | 6.6  | .246 |
|                           | GCL Yankees     | 0-0   | 1.93  | 1   | 1   | 0  | 0  | 0  | 4.2   | 4   | 3   | 1   | 0  | 1  | 2   | 4   | 0  | 7.7  | .235 |
| 2015                      | Sacramento      | 7-8   | 4.56  | 19  | 19  | 0  | 0  | 0  | 102.2 | 93  | 64  | 52  | 15 | 1  | 48  | 85  | 13 | 7.5  | .243 |
|                           | San Jose        | 1-0   | 1.50  | 1   | 1   | 0  | 0  | 0  | 6.0   | 2   | 1   | 1   | 0  | 0  | 2   | 4   | 2  | 6.0  | .100 |
| 2016                      | Portland        | 1-2   | 4.29  | 20  | 2   | 0  | 0  | 2  | 35.2  | 26  | 20  | 17  | 3  | 2  | 28  | 48  | 9  | 12.1 | .202 |
|                           | Somerset        | 5-1   | 2.02  | 10  | 8   | 0  | 0  | 0  | 49.0  | 32  | 15  | 11  | 4  | 2  | 13  | 66  | 3  | 12.1 | --   |
| 2017                      | Rochester       | 5-4   | 2.66  | 18  | 10  | 0  | 0  | 0  | 67.2  | 58  | 24  | 20  | 4  | 2  | 22  | 79  | 4  | 10.5 | .236 |
|                           | Chattanooga     | 0-1   | 0.37  | 5   | 3   | 1  | 0  | 0  | 24.1  | 6   | 1   | 1   | 0  | 1  | 7   | 46  | 0  | 17.0 | .078 |
|                           | MINNESOTA       | 0-2   | 11.21 | 10  | 3   | 0  | 0  | 0  | 17.2  | 30  | 22  | 22  | 5  | 2  | 8   | 13  | 2  | 6.6  | .395 |
| Independent League Totals |                 | 5-1   | 2.02  | 10  | 8   | 0  | 0  | 0  | 49.0  | 32  | 15  | 11  | 4  | 2  | 13  | 66  | 3  | 12.1 | --   |
| Minor League Totals       |                 | 52-47 | 3.43  | 176 | 139 | 3  | 1  | 2  | 787.2 | 670 | 365 | 300 | 58 | 60 | 349 | 769 | 78 | 8.8  | .231 |
| Major League Totals       |                 | 0-2   | 11.21 | 10  | 3   | 0  | 0  | 0  | 17.2  | 30  | 22  | 22  | 5  | 2  | 8   | 13  | 2  | 6.6  | .395 |

| TURLEY'S CAREER FIELDING RECORD |       |    |    |   |   |    |    |    |
|---------------------------------|-------|----|----|---|---|----|----|----|
| POSITION                        | PCT   | G  | PO | A | E | TC | DP | PB |
| Pitcher                         | 1.000 | 10 | 0  | 2 | 0 | 2  | 0  | —  |

| TURLEY'S CAREER BATTING RECORD |      |    |   |   |    |    |    |     |    |    |     |    |    |    |      |      |
|--------------------------------|------|----|---|---|----|----|----|-----|----|----|-----|----|----|----|------|------|
| BATTING                        | AVG  | AB | R | H | 2B | 3B | HR | RBI | SH | SF | HBP | BB | SO | SB | OBP  | OPS  |
| Career                         | .000 | 2  | 0 | 0 | 0  | 0  | 0  | 0   | 0  | 0  | 0   | 0  | 0  | 0  | .000 | .000 |

| TURLEY'S GAME LOGS |      |   |   |    |     |     |       |    |    |      |    |    |    |    |    |     |    |    |      |
|--------------------|------|---|---|----|-----|-----|-------|----|----|------|----|----|----|----|----|-----|----|----|------|
| DATE               | OPP. | W | L | SV | SVO | HLD | ERA   | GS | CG | IP   | H  | R  | ER | HR | BB | IBB | HB | SO | AVG  |
| 6/11               | @SF  | 0 | 0 | 0  | 0   | 0   | 9.00  | 1  | 0  | 4.0  | 8  | 4  | 4  | 0  | 0  | 0   | 0  | 4  | .421 |
| 6/16               | Cle  | 0 | 1 | 0  | 0   | 0   | 12.46 | 1  | 0  | 4.2  | 9  | 8  | 8  | 1  | 4  | 1   | 1  | 3  | .436 |
| 6/22               | CWS  | 0 | 1 | 0  | 0   | 0   | 16.39 | 1  | 0  | 0.2  | 6  | 5  | 5  | 2  | 0  | 0   | 0  | 0  | .489 |
| JUNE               |      | 0 | 2 | 0  | 0   | 0   | 16.39 | 3  | 0  | 9.1  | 23 | 17 | 17 | 3  | 4  | 1   | 1  | 7  | .489 |
| 8/18               | Ari  | 0 | 0 | 0  | 0   | 0   | 15.30 | 0  | 0  | 0.2  | 0  | 0  | 0  | 0  | 0  | 0   | 0  | 0  | .469 |
| 8/21               | @CWS | 0 | 0 | 0  | 0   | 0   | 12.51 | 0  | 0  | 3.2  | 2  | 2  | 2  | 1  | 1  | 0   | 0  | 3  | .417 |
| AUGUST             |      | 0 | 0 | 0  | 0   | 0   | 4.15  | 0  | 0  | 4.1  | 2  | 2  | 2  | 1  | 1  | 0   | 0  | 3  | .154 |
| 9/2                | KC   | 0 | 0 | 0  | 0   | 0   | 11.66 | 0  | 0  | 1.0  | 0  | 0  | 0  | 0  | 0  | 0   | 0  | 1  | .397 |
| 9/10               | @KC  | 0 | 0 | 0  | 0   | 0   | 10.69 | 0  | 0  | 1.1  | 1  | 0  | 0  | 0  | 2  | 0   | 0  | 1  | .388 |
| 9/19               | @NYY | 0 | 0 | 0  | 0   | 0   | 10.47 | 0  | 0  | 0.1  | 1  | 0  | 0  | 0  | 0  | 0   | 0  | 0  | .391 |
| 9/20               | @NYY | 0 | 0 | 0  | 0   | 0   | 11.34 | 0  | 0  | 0.1  | 2  | 2  | 2  | 0  | 1  | 0   | 1  | 0  | .403 |
| 9/28               | @Cle | 0 | 0 | 0  | 0   | 0   | 11.21 | 0  | 0  | 1.0  | 1  | 1  | 1  | 1  | 0  | 0   | 0  | 1  | .395 |
| SEPT.              |      | 0 | 0 | 0  | 0   | 0   | 6.75  | 0  | 0  | 4.0  | 5  | 3  | 3  | 1  | 3  | 0   | 1  | 3  | .313 |
| Totals             |      | 0 | 2 | 0  | 0   | 0   | 11.21 | 3  | 0  | 17.2 | 30 | 22 | 22 | 5  | 8  | 1   | 2  | 13 | .395 |



# KENNYS VARGAS

**HEIGHT/WEIGHT:** 6-5/275  
**BATS/THROWS:** S/R  
**BORN:** 8/1/90 in Canovanas, PR  
**AGE:** 27  
**RESIDES:** Morovis, PR  
**ACQUIRED:** Signed as an undrafted free agent, 2/25/09  
**M.L. SERVICE:** 2 years, 9 days  
**CONTRACT STATUS:** Signed thru 2017

@KENNYS\_VARGAS



FIRST BASEMAN / DESIGNATED HITTER

19

**PERSONAL:** Kennys Vargas (pronounced KEN-ees)...goes by either Kennys or Kenny...wife, Marta...daughter, Kamila (7/8/14)...attended Luis Hernaiz Verone (PR) High School in Calle Autonomia, Canovanas, Puerto Rico, the sixth player from that school to play professionally.

**CAREER HIGHLIGHTS:** Named AL Player of the Week July 10, 2016...homered from both sides of plate August 11, 2016, the fourth player in club history to do so at the time (Chili Davis, Roy Smalley and Ryan Doumit)...named Eastern League Midseason All-Star in 2014...selected to SiriusXM Futures Game at Target Field in 2014...2014 Sherry Robertson Award winner for Twins minor league Player of the Year...led Florida State League in RBI (93) in 2013...ranked 20th-best prospect in Twins system by *Baseball America* entering 2014.

## 2017:

- Played for Puerto Rico in the World Baseball Classic, hitting .222 (2-for-9) with one home run and two RBI.
- Optioned from Twins spring training to Triple-A Rochester April 2.
- Had five different stints with the Twins.
- Hit pinch-hit, two-run home run in ninth inning May 19 vs. Kansas City to tie the game 3-3; Twins would win 4-3 in 10 innings.
- Tied career high with four hits June 13 vs. Seattle.
- Hit two home runs for Triple-A Red Wings July 26 at Indianapolis.
- Homered five times in first 17 games for Twins.
- Hit .278 (49-for-176) as left-handed hitter and .185 (12-for-65) as right-handed hitter.
- Hit 11 home runs despite playing in just 78 games.
- Hit .253 (106-for-419) with 21 doubles, 20 home runs and 69 RBI in 129 games between Rochester and Minnesota.
- Set career-highs in games (78), runs (33), hits (61), doubles (13), home runs (11) and RBI (41).

**2016:** Optioned from Twins spring training March 18 and began season at Triple-A Rochester...named Twins minor league Player of the Week May 21, hitting .440 (11-for-25) with two doubles, four home runs, 10 RBI and six runs scored for the Red Wings...hit third career minor league grand slam June 3 at Louisville...hit another grand slam June 15 vs. Columbus...recalled from Rochester July 4 (Trevor Plouffe - disabled list)...hit first career pinch-hit homer July 7 at Texas...named AL Player of the Week July 10, hitting .471 (8-for-17) with five doubles, three home runs, four RBI and six walks in six games; led the AL in slugging percentage (1.294) and on-base percentage (.609)...recorded first career two-homer game, homers coming from both sides of the plate August 11 vs. Houston; first was left-handed off Doug Fister and second was right-handed off Tony Sipp...became fourth player in club history to do so, joining Roy Smalley (1986), Chili Davis (1992) and Ryan Doumit (2012)...optioned back to Rochester August 20...played in 14 games for the Red Wings and was recalled again September 6...set single-season career-high with 10th home run September 29 at Kansas City...hit .378 (17-for-45) as right-handed batter and .168 (18-for-107) as left-handed batter with Twins...combined to hit .232 (112-for-482) with 27 doubles, 25 home runs and 78 RBI in 143 games between Rochester and Minnesota.

**2015:** Made Twins Opening Day roster for first time in career and was Opening Day designated hitter, batting fifth April 6 at Detroit...hit .248 (26-for-105) with three doubles, three home runs and 10 RBI for the Twins before being optioned to Triple-A Rochester May 19...recalled from Rochester June 8...hit first career walk-off home run June 18 vs. St. Louis, hitting a solo shot in the bottom of the ninth inning, giving the Twins a 2-1 victory...recorded career-high four hits, including a home run and season-high four RBI June 22 vs. Chicago-AL...appeared in 18 games for the Twins and was optioned to Double-A Chattanooga July 1...named Southern League Player of the Week August 10, hitting .435 (10-for-23) with one double, two triples, three home runs, 10 RBI, seven walks and a .548 on-base percentage in seven games...promoted to Rochester August 11...named Twins minor league Player of the Week August 16, hitting .391 (9-for-23) with two doubles, one home run, eight RBI, nine walks and a .563 on-base percentage in eight games...recalled by Minnesota September 1 as part of September additions...named first baseman on MiLB.com Twins organizational All-Star team...named MVP of Puerto Rican Winter League, playing for Mayaguez.

| 2017 SINGLE-GAME HIGHS            |                              |                              |  |
|-----------------------------------|------------------------------|------------------------------|--|
| Hits: 4, 6/13 vs. SEA             | HR: 1, 11x, last 9/12 vs. SD |                              |  |
| RBI: 5, 5/3 vs. OAK               | GS: --                       |                              |  |
| Hit-Strike: 7, 5/19-27            | SB: --                       |                              |  |
| CAREER SINGLE-GAME HIGHS          |                              |                              |  |
| Hits: 4, 2x, last 6/13/17 vs. SEA | HR: 2, 8/11/16 vs. HOU       |                              |  |
| RBI: 5, 2x, last 5/3/17 vs. OAK   | GS: --                       |                              |  |
| Hit-Strike: 8, 8/29-9/5/14        | SB: --                       |                              |  |
| WALK-OFF HITS                     |                              | MULTI-HOMER GAMES            |  |
| 6/18/15 vs. STL (HR)              |                              | 8/11/16 vs. HOU (both sides) |  |

**2014:** Was optioned to Double-A New Britain from Twins spring training March 9...named Twins minor league Player of the Week May 4 after hitting .476 (10-for-21) with two doubles, three home runs, seven RBI and five walks in seven games...named Eastern League Midseason All-Star... participated in the SiriusXM Futures Game at Target Field July 13 for the World Team; batted fourth and played first base, going 1-for-4 with a double...hit .281 (100-for-356) with 17 doubles, 17 home runs and 63 RBI in 97 games for the Rock Cats and was recalled July 31 when the Twins traded outfielder Sam Fuld to Oakland...made major league debut August 1 at Chicago-AL, batting sixth and playing first base; recorded first career hit with two-RBI double off Chris Sale...hit first career home run August 5 vs. San Diego, a three-run shot off Jesse Hahn...recorded multiple-RBI five times in first 15 games (through August 17), making him the first player in club history to do so...set season-high with five RBI August 23 vs. Detroit (Game 1)...through games of August 23, had 22 RBI in 21 games, the first rookie to have as many in such few games since Albert Pujols also had 22 in 2001...hit .309 (38-for-123) with seven doubles, four home runs, 24 RBI, 17 runs scored, 11 multi-hit games, hitting safely in 24 of 29 games in August...the 24 RBI were tied with Trevor Plouffe for third most in the AL and tied for fifth most in baseball...38 hits were tied for third most in the AL...among rookies in baseball during August, he ranked first in RBI, tied for second in hits, tied for third in runs, and sixth in batting average...among Twins all-time rookies, the 24 RBI tied him with Gary Gaetti (July 1982) for second most all-time for any month (record held by Jimmie Hall, 27 in August of 1963)...recorded 38 hits in August, paired with Danny Santana's 41, totaling 79, the second most in Twins history for two rookies in one month, trailing only Bernie Allen (44) and Rich Rollins (40), who combined for 84 in August of 1962...set season-high with eight-game hitting streak August 29-September 5, hitting .314 (11-for-35) with eight RBI during the streak...through games of September 3, he had 43 hits and 31 RBI in just 32 major league games; according to Elias, prior to Vargas, the most recent players who registered at least 40 hits and 30-or-more RBI in so few games into their careers were Albert Pujols (40/30 in his 29th game) and Joe DiMaggio (52/32 in 28th game)...recorded 38 RBI from August 1 through end of season, tied for fourth most in the AL since that date through the end of the season and tied for seventh most in baseball...led all rookies in baseball post-All-Star break in RBI (38), tied for sixth in hits (59), and tied for seventh in doubles (10)...had a 5.66 AB-per-RBI ratio, the second highest in Twins history for a rookie (min. 150 at-bats), trailing Brian Buscher (4.64 in 2008)...given the Sherry Robertson Award for Twins minor league Player of the Year.

**2013:** Spent season with Single-A Ft. Myers...named Florida State League Mid- and Postseason All-Star...recorded second career two-homer game and career-high six RBI July 27 vs. Clearwater...recorded 93 RBI, the most in the Florida State League and seventh most among all Single-A players...93 RBI marked the most for a Miracle player since Erik Lis had 97 in 2007...tied for second in the FSL in home runs (19)...hit .282 (42-for-149) with nine doubles and five home runs from the right side and .260 (80-for-308) with 24 doubles and 14 home runs from the left side...added to Twins 40-man roster November 20...ranked 20th best prospect in Twins system by *Baseball America* entering 2014.

**2012:** Spent season with Single-A Beloit...missed the Snappers first 29 games, serving part of a 50-game MLB drug suspension from August 11, 2011...named Twins minor league Player of the Week August 24, hitting .429 (12-for-28) with one double, one home run, five RBI and four runs scored in seven games...hit .296 (8-for-27) with no home runs and five RBI from the right side and .323 (41-for-127) with 11 home runs and 31 RBI from the left side.

**2011:** Spent entire season with Rookie Elizabethton...homered in first two games June 21 and 22 vs. Bluefield...hit safely in season-high 10 straight games July 1-14, hitting .432 (16-for-37) with 15 RBI and a .488 on-base percentage in that span...suspended for 50 games August 11 for violating MLB's drug policy...hit .349 (15-for-43) with three extra-base hits from the right side and .313 (41-for-131) with 14 extra-base hits from the left side.

**2010:** Spent entire season in Gulf Coast League...named GCL Postseason All-Star...led team in batting average (.324), RBI (26), doubles (15) and slugging percentage (.507), second in games (39), and third in at-bats (142)...finished second in Gulf Coast League in doubles.

**2009:** Spent first professional season with GCL Twins...hit first professional grand slam and home run in second career game June 28 at GCL Rays...hit .333 (6-for-18) with two homers from the right side and .242 (22-for-91) with one home run from the left side.

**PROFESSIONAL:** Signed by Twins as undrafted free agent February 25, 2009; signed by scout Hector Otero.

| VARGAS' PLAYING RECORD |              |      |     |      |     |     |     |    |    |     |    |    |    |     |     |    |    |      |       |
|------------------------|--------------|------|-----|------|-----|-----|-----|----|----|-----|----|----|----|-----|-----|----|----|------|-------|
| YEAR                   | CLUB         | AVG  | G   | AB   | R   | H   | 2B  | 3B | HR | RBI | SH | SF | HB | BB  | SO  | SB | CS | OBP  | OPS   |
| 2009                   | GCL Twins    | .257 | 35  | 109  | 12  | 28  | 7   | 0  | 3  | 18  | 0  | 1  | 3  | 17  | 34  | 2  | 0  | .369 | .773  |
| 2010                   | GCL Twins    | .324 | 39  | 142  | 24  | 46  | 15  | 1  | 3  | 26  | 0  | 2  | 3  | 13  | 40  | 1  | 0  | .388 | .895  |
| 2011                   | Elizabethton | .322 | 44  | 174  | 27  | 56  | 11  | 0  | 6  | 33  | 0  | 1  | 1  | 15  | 50  | 0  | 0  | .377 | .865  |
| 2012                   | Beloit       | .318 | 41  | 154  | 22  | 49  | 10  | 1  | 11 | 36  | 0  | 3  | 1  | 28  | 41  | 0  | 0  | .419 | 1.030 |
| 2013                   | Ft. Myers    | .267 | 125 | 457  | 68  | 122 | 33  | 1  | 19 | 93  | 0  | 6  | 7  | 50  | 105 | 0  | 0  | .344 | .813  |
| 2014                   | New Britain  | .281 | 97  | 356  | 50  | 100 | 17  | 0  | 17 | 63  | 0  | 3  | 3  | 43  | 68  | 0  | 2  | .360 | .832  |
|                        | MINNESOTA    | .274 | 53  | 215  | 26  | 59  | 10  | 1  | 9  | 38  | 0  | 4  | 3  | 12  | 63  | 0  | 0  | .316 | .772  |
| 2015                   | Chattanooga  | .287 | 35  | 122  | 20  | 35  | 3   | 2  | 7  | 24  | 0  | 1  | 2  | 26  | 32  | 0  | 0  | .417 | .934  |
|                        | Rochester    | .279 | 38  | 122  | 20  | 34  | 6   | 0  | 6  | 22  | 0  | 1  | 2  | 26  | 39  | 0  | 0  | .411 | .886  |
|                        | MINNESOTA    | .240 | 58  | 175  | 18  | 42  | 4   | 0  | 5  | 17  | 0  | 0  | 0  | 9   | 54  | 0  | 0  | .277 | .626  |
| 2016                   | Rochester    | .233 | 96  | 330  | 41  | 77  | 16  | 1  | 15 | 58  | 0  | 4  | 2  | 66  | 89  | 1  | 0  | .361 | .785  |
|                        | MINNESOTA    | .230 | 47  | 152  | 27  | 35  | 11  | 0  | 10 | 20  | 0  | 1  | 0  | 24  | 57  | 0  | 0  | .333 | .833  |
| 2017                   | MINNESOTA    | .253 | 78  | 241  | 33  | 61  | 13  | 0  | 11 | 41  | 0  | 1  | 2  | 20  | 77  | 0  | 0  | .314 | .758  |
|                        | Rochester    | .253 | 51  | 178  | 26  | 45  | 8   | 1  | 9  | 28  | 0  | 2  | 0  | 31  | 53  | 0  | 0  | .360 | .821  |
| Minor League Totals    |              | .276 | 601 | 2144 | 310 | 592 | 126 | 7  | 96 | 401 | 0  | 24 | 24 | 315 | 551 | 4  | 2  | .371 | .847  |
| Major League Totals    |              | .252 | 236 | 783  | 104 | 197 | 38  | 1  | 35 | 116 | 0  | 6  | 5  | 65  | 251 | 0  | 0  | .311 | .748  |

| VARGAS' CAREER FIELDING RECORD |      |     |     |    |   |     |    |    |  |
|--------------------------------|------|-----|-----|----|---|-----|----|----|--|
| POSITION                       | PCT  | G   | PO  | A  | E | TC  | DP | PB |  |
| First Base                     | .992 | 215 | 700 | 51 | 6 | 757 | 73 | —  |  |

| VARGAS' WORLD BASEBALL CLASSIC RECORD |             |      |   |    |   |   |    |    |    |     |    |    |     |    |    |    |    |      |      |
|---------------------------------------|-------------|------|---|----|---|---|----|----|----|-----|----|----|-----|----|----|----|----|------|------|
| YEAR                                  | CLUB        | AVG  | G | AB | R | H | 2B | 3B | HR | RBI | SH | SF | HBP | BB | SO | SB | CS | OBP  | OPS  |
| 2017                                  | Puerto Rico | .222 | 3 | 9  | 3 | 2 | 0  | 0  | 1  | 2   | 0  | 0  | 1   | 2  | 4  | 0  | 0  | .417 | .972 |



# ALEX WIMMERS

**HEIGHT/WEIGHT:** 6-2/18  
**BATS/THROWS:** L/R  
**BORN:** 11/1/88 in Cincinnati, OH  
**AGE:** 28  
**RESIDES:** Cincinnati, OH  
**ACQUIRED:** 1st round (21st overall), 2010 Draft  
**M.L. SERVICE:** 51 days  
**CONTRACT STATUS:** Signed thru 2017

@ALEXWIMMERS21



**RIGHT-HANDED PITCHER**

**51**

**PERSONAL:** 2009 All-American and Big Ten co-Pitcher of the Year with Ohio State, going 9-2 with 136 strikeouts during his sophomore season...threw a perfect game at Archbishop Moeller High School in Cincinnati, OH, the first person in school history to do so.

## 2017:

- Pitched in Twins spring training and was reassigned to minor league camp March 29; began season with Triple-A Rochester.
- Appeared in 14 games for the Red Wings before having contract selected June 1.
- Appeared in six games for the Twins, allowing four runs on 7.1 innings pitched and was optioned to Rochester June 12.
- Added as 26th man for doubleheader June 17 vs. Cleveland; appeared in game one.
- Designated for release or assignment June 23 (Hildenberger and Gee contracts selected).
- Reported back to Rochester where he finished the season, going 6-1, 2.87 ERA (31.1 IP, 10 ER) with three saves, four walks and 35 strikeouts in 20 games.

**2016:** Began season with Double-A Chattanooga and pitched in six games for the Lookouts before being promoted to Triple-A Rochester April 26...went 10-for-11 in save opportunities for the Red Wings...did not allow a home run in final 25 games for Red Wings June 10-August 25...contract selected by Minnesota August 26...made major league debut August 26 at Toronto, pitching 1.0 scoreless inning with no walks and two strikeouts; recorded first major league strikeout, fanning Justin Smoak...earned first major league win September 7 vs. Kansas City, pitching 1.0 scoreless inning of relief...posted a 2.08 ERA (13.0 IP, 3 ER) with opponents hitting .182 (8-for-44) in final 12 appearances since September 5...combined to go 3-5, 4.01 ERA (74.0 IP, 33 ER) with 36 walks and 70 strikeouts in 61 games between Chattanooga, Rochester and Minnesota.

**2015:** Spent entire season with Double-A Chattanooga...started the season in the Lookouts rotation, making 18 starts before moving to the bullpen August 1...named Twins minor league Player of the Week June 19 after going 2-0, 0.00 ERA (14.2 IP) with five hits and four walks while striking out 20 in two starts...went 6-3, 4.90 ERA (93.2 IP, 51 ER) with 37 walks and 77 strikeouts as a starter and 2-1, 2.91 ERA (21.2 IP, 7 ER) with six walks and 23 strikeouts in 12 relief appearances.

**2014:** Began the season with Single-A Ft. Myers, making 11 relief appearances and seven starts...transferred to Double-A New Britain on July 22 where he appeared in 13 games to finish the season...combined to set single-season career-highs in appearances (31), innings pitched (84.0) and strikeouts (97).

**2013:** Pitched in just six games for the GCL Twins recovering from elbow surgery he had in April 2012.

**2012:** Began season with Double-A New Britain...pitched one game before being placed on the disabled list April 21 with a right elbow injury...made one rehabilitation appearance with GCL Twins.

**2011:** Split season between GCL Twins and Single-A Ft. Myers...named Florida State League Player of the Week August 29-September 5...ranked 25th best prospect in Twins organization by *Baseball America* entering 2012.

**2010:** Began professional career with Single-A Ft. Myers...named Florida State League Pitcher of the Week August 30...ranked seventh best prospect in the Twins organization by *Baseball America*.

**PROFESSIONAL:** Selected by Twins in first round (21st overall) in 2010 First-Year Player Draft out of Ohio State University; signed by scout Jay Weitzel.

| 2017 SINGLE-GAME HIGHS            |  |                                     |  |
|-----------------------------------|--|-------------------------------------|--|
| IP: 1.2, 6/6 at SEA               |  | Walks: 3, 6/17 vs. CLE              |  |
| SO: 3, 6/6 at SEA                 |  | CG: - -                             |  |
| Win-Streak: 1, 9/7                |  | Low-Hit: - -                        |  |
| CAREER SINGLE-GAME HIGHS          |  |                                     |  |
| IP: 2.0, 2x, last 9/22/16 vs. DET |  | Walks: 3, 24x, last 6/17/17 vs. CLE |  |
| SO: 3, 2x, last 6/6/17 at SEA     |  | CG: - -                             |  |
| Win-Streak: 1, 9/7/16             |  | Low-Hit: - -                        |  |



| WIMMERS' PITCHING RECORD |             |       |       |     |    |    |    |    |       |     |     |     |    |    |     |     |    |      |      |
|--------------------------|-------------|-------|-------|-----|----|----|----|----|-------|-----|-----|-----|----|----|-----|-----|----|------|------|
| YEAR                     | CLUB        | W-L   | ERA   | G   | GS | CG | SH | SV | IP    | H   | R   | ER  | HR | HB | BB  | SO  | WP | K/9  | BAA  |
| 2010                     | Ft. Myers   | 2-0   | 0.57  | 4   | 4  | 0  | 0  | 0  | 15.2  | 6   | 1   | 1   | 0  | 0  | 5   | 23  | 0  | 13.2 | .113 |
| 2011                     | GCL Twins   | 0-0   | 0.00  | 1   | 0  | 0  | 0  | 0  | 1.0   | 0   | 0   | 0   | 0  | 0  | 1   | 1   | 0  | 9.0  | .000 |
|                          | Ft. Myers   | 2-3   | 4.20  | 12  | 4  | 1  | 1  | 1  | 40.2  | 28  | 22  | 19  | 5  | 2  | 22  | 39  | 7  | 8.6  | .189 |
| 2012                     | GCL Twins   | 0-1   | 40.50 | 1   | 1  | 0  | 0  | 0  | 0.2   | 4   | 3   | 3   | 0  | 0  | 1   | 0   | 1  | 0.0  | .800 |
|                          | New Britain | 0-0   | 4.15  | 1   | 1  | 0  | 0  | 0  | 4.1   | 6   | 2   | 2   | 1  | 0  | 2   | 3   | 0  | 6.2  | .316 |
| 2013                     | GCL Twins   | 0-1   | 7.20  | 6   | 6  | 0  | 0  | 0  | 15.0  | 25  | 15  | 12  | 1  | 2  | 5   | 18  | 2  | 10.8 | .357 |
| 2014                     | Ft. Myers   | 3-3   | 4.04  | 18  | 7  | 0  | 0  | 0  | 62.1  | 71  | 44  | 28  | 2  | 3  | 25  | 70  | 3  | 10.1 | .284 |
|                          | New Britain | 1-0   | 3.74  | 13  | 1  | 0  | 0  | 1  | 21.2  | 19  | 9   | 9   | 3  | 0  | 6   | 27  | 1  | 11.2 | .229 |
| 2015                     | Chattanooga | 8-4   | 4.53  | 30  | 18 | 0  | 0  | 0  | 115.1 | 117 | 58  | 58  | 7  | 1  | 43  | 100 | 5  | 7.8  | .270 |
| 2016                     | Chattanooga | 0-1   | 6.43  | 6   | 0  | 0  | 0  | 0  | 7.0   | 10  | 5   | 5   | 0  | 0  | 1   | 6   | 0  | 7.7  | .345 |
|                          | Rochester   | 2-1   | 3.62  | 39  | 0  | 0  | 0  | 11 | 49.2  | 42  | 22  | 20  | 2  | 2  | 24  | 50  | 6  | 9.1  | .226 |
|                          | MINNESOTA   | 1-3   | 4.15  | 16  | 0  | 0  | 0  | 0  | 17.1  | 14  | 8   | 8   | 2  | 0  | 11  | 14  | 0  | 7.3  | .237 |
| 2017                     | Rochester   | 7-3   | 3.23  | 34  | 0  | 0  | 0  | 7  | 47.1  | 33  | 17  | 17  | 5  | 0  | 11  | 48  | 2  | 9.1  | .200 |
|                          | MINNESOTA   | 0-0   | 4.91  | 6   | 0  | 0  | 0  | 0  | 7.1   | 8   | 4   | 4   | 2  | 0  | 8   | 7   | 0  | 8.6  | .267 |
| Minor League Totals      |             | 25-17 | 4.11  | 165 | 42 | 1  | 1  | 20 | 380.2 | 361 | 198 | 174 | 26 | 10 | 146 | 385 | 27 | 9.1  | .250 |
| Major League Totals      |             | 1-3   | 4.38  | 22  | 0  | 0  | 0  | 0  | 24.2  | 22  | 12  | 12  | 4  | 0  | 19  | 21  | 0  | 7.7  | .247 |

| WIMMERS' CAREER FIELDING RECORD |      |    |    |   |   |    |    |    |
|---------------------------------|------|----|----|---|---|----|----|----|
| POSITION                        | PCT  | G  | PO | A | E | TC | DP | PB |
| Pitcher                         | .833 | 22 | 4  | 1 | 1 | 6  | 0  | —  |

| WIMMERS' GAME LOGS |      |   |   |    |     |     |      |    |    |     |   |   |    |    |    |     |    |    |      |      |
|--------------------|------|---|---|----|-----|-----|------|----|----|-----|---|---|----|----|----|-----|----|----|------|------|
| DATE               | OPP. | W | L | SV | SVO | HLD | ERA  | GS | CG | IP  | H | R | ER | HR | BB | IBB | HB | SO | AVG  | #PIT |
| 6/2                | @LAA | 0 | 0 | 0  | 0   | 0   | 0.00 | 0  | 0  | 1.1 | 0 | 0 | 0  | 0  | 0  | 0   | 0  | 1  | .000 | 13   |
| 6/3                | @LAA | 0 | 0 | 0  | 0   | 0   | 0.00 | 0  | 0  | 1.0 | 1 | 0 | 0  | 0  | 0  | 0   | 0  | 0  | .125 | 10   |
| 6/6                | @Sea | 0 | 0 | 0  | 0   | 0   | 4.50 | 0  | 0  | 1.2 | 3 | 2 | 2  | 1  | 1  | 0   | 0  | 3  | .250 | 42   |
| 6/11               | @SF  | 0 | 0 | 0  | 0   | 0   | 4.15 | 0  | 0  | 0.1 | 0 | 0 | 0  | 0  | 2  | 0   | 0  | 0  | .235 | 11   |
| 6/12               | Sea  | 0 | 0 | 0  | 0   | 0   | 4.76 | 0  | 0  | 1.1 | 3 | 1 | 1  | 0  | 2  | 0   | 0  | 2  | .292 | 43   |
| 6/17               | Cle  | 0 | 0 | 0  | 0   | 0   | 4.91 | 0  | 0  | 1.2 | 1 | 1 | 1  | 1  | 3  | 0   | 0  | 1  | .267 | 37   |
| JUNE               |      | 0 | 0 | 0  | 0   | 0   | 4.91 | 0  | 0  | 7.1 | 8 | 4 | 4  | 2  | 8  | 0   | 0  | 7  | .267 | 156  |
| Totals             |      | 0 | 0 | 0  | 0   | 0   | 4.91 | 0  | 0  | 7.1 | 8 | 4 | 4  | 2  | 8  | 0   | 0  | 7  | .267 | 156  |

# PLAYERS WHO DID NOT FINISH





# CRAIG BRESLOW

**HEIGHT/WEIGHT:** 6-0/190  
**BATS/THROWS:** L/L  
**BORN:** 8/8/80 in New Haven, CT  
**AGE:** 37  
**RESIDES:** Trumbull, CT  
**ACQUIRED:** Signed as minor league free agent, 2/7/17



## LEFT-HANDED PITCHER

@CRAIGBRESLOW

**PERSONAL:** Craig Andrew Breslow...(pronounced: BREHZ-loh)...married to Kelly...is a 1998 graduate of Trumbull (CT) High School...graduated from Yale University in 2002 with degrees in molecular biophysics and biochemistry...earned All-Ivy honors as a junior... was the 24th Bulldog to reach the majors and the first pitcher since Ron Darling in 1983...named the "Smartest Man in Baseball" by The Wall Street Journal in 2009, and ranked 1st on The Sporting News list of Top 20 Smartest Athletes in 2010...garnered 2010 Most Valuable Jewish Pitcher of the Year honors by Jewish Major Leaguers, Inc....was the 2013 recipient of the Unsung Hero Award from the Boston chapter of the Baseball Writers Association of America...founded the "Strike 3 Foundation" in 2008 to heighten awareness, mobilize support, and raise funding for childhood cancer research...to date, the foundation has raised nearly \$3 million...in 2013, was named the recipient of the Tim Wakefield Community Award and the Red Sox "Man of the Year"...was also nominated by the Red Sox for the Roberto Clemente Award for his outstanding contributions to the community.

### 2017:

- Was invited to Twins spring training and made Twins Opening Day roster.
- Held opponents scoreless in 16 of his first 19 appearances through May 28 (1.47 ERA).
- Allowed a .179 average (7-for-39) to left-handed batters vs. .340 average (32-for-94) to righties.
- Released by the Twins on July 29 and signed as a free agent with Cleveland on August 7.

**2016:** Made Miami's Opening Day roster after being signed to minor league contract with a spring training invite...appeared in 15 games for the Marlins and was designated for release or assignment May 11; outrighted to Triple-A New Orleans and eventually released July 18 after appearing in 14 games for the Zephyrs...signed by Texas on minor league contract July 26...appeared in just three games for Triple-A Round Rock.

**2015:** In 45 appearances with Boston, posted 0-4 record with 4.15 ERA (65.0 IP, 30 ER)...recorded second-most strikeouts (46) and tossed second-most innings of career (71 SO and 74.2 IP in 2010)...final two appearances of season were first two career starts in the majors...first start was on September 26 vs. Baltimore (4.0 IP, 2 H, 2 BB, 2 SO)...second start was on October 3 at Cleveland (L, 5.1 IP, 2 ER).

**2014:** Made 60 appearances for Boston, fifth-most on the staff despite missing the first week of the season while on the DL...began the season on the disabled list with a mild left shoulder strain...stranded 14 of 16 inherited runners...made 10 straight scoreless appearances from May 2-24 (9.2 IP)...threw a scoreless 10th inning to record the save on Aug. 25 at Toronto.

**2013:** Posted a career-best 1.81 ERA (59.2 IP, 12 ER) in 61 games for the Red Sox...ranked sixth among all AL relievers in ERA (11th in MLB), and third among lefties in the AL (fifth in MLB)...began the season on the 15-day disabled list with left shoulder tendinitis...appeared in 10 games between the ALDS, ALCS, and World Series, going 1-0 with a 2.45 ERA (7.1 IP, 2 ER) and four holds...made the third-most appearances out of the Boston bullpen in the postseason, and was tied for the fourth-most games for any pitcher in the 2013 postseason...recorded a hold in his postseason debut in ALDS Game 2 vs. Tampa Bay, throwing 1.2 scoreless innings...was the winning pitcher in Boston's series-clinching victory over the Rays in ALDS Game 4 on Oct. 8...made 4 appearances in the ALCS against Detroit, recording 3 holds...appeared in three World Series games against St. Louis...was charged with a blown save in Game 2 vs. St. Louis on Oct. 26...appeared in both Game 3 and Game 4 at St. Louis, but did not record an out in either appearance.

**2012:** Split the season between Arizona and Boston...acquired by the Red Sox at the July 31 trade deadline for RHP Matt Albers and OF Scott Podsednik...began the year with Arizona and went 2-0 with a 2.70 ERA (43.1 IP, 13 ER) in 40 relief outings...fanned 42 batters with Arizona, 8th-most among left-handed NL relievers at the time of the trade...16 of his 1st 18 appearances were scoreless.

**2011:** Second season with Oakland, made 67 appearances and led all relief pitchers with a career-high five pickoffs...led AL relievers in caught stealing (7)...traded to Arizona on Dec. 9 with RHP Trevor Cahill and cash considerations in exchange for RHPs Jarrod Parker and Ryan Cook and OF Collin Cowgill.

**2010:** Established career highs in saves (5), strikeouts (71), and innings pitched (74.2)...set an Oakland record for strikeouts by a left-handed reliever...finished tied for the sixth-most outings for an A's pitcher in a single season...ranked among AL relievers in appearances (2nd), IP (T-4th), SO (T-6th) and opponents AVG (10th)...struck out a career-high four batters in 1.2 IP on June 4 vs. Minnesota...retired 19 consecutive batters from June 13-27.

**2009:** Spent majority of season with OAK after being claimed off waivers in May...set career highs with 8 wins, 7 losses, and 77 appearances between MIN and OAK...ranked among AL relievers in wins (2nd), appearances (2nd), opponents AVG (T-10th, .197), and losses (T-1st)...began season with MIN and was 1-2 with a 6.28 ERA (14.1 IP, 10 ER) in 17 games before being claimed off waivers by the A's May 20...recorded 1st ML win May 14 with MIN vs. DET (1.2 IP, 0 ER).

**2008:** Posted a career-best 1.91 ERA (47.0 IP, 10 ER) in 49 games between Cleveland and Minnesota...marked the 9th-best ERA among AL relievers with at least 40.0 IP...began year in Red Sox organization but was claimed off waivers by the Indians on March 23...was designated for assignment by the Indians on May 23 and claimed off waivers by the Twins on May 29...tallied a 3.24 ERA (8.1 IP, 3 ER) in seven games with the Indians and 1.63 ERA (38.2 IP, 7 ER) in 42 games with the Twins...earned his first save with 3.0 scoreless IP on Aug 29 at Oakland.

**2007:** Spent entire season with BOS's Triple-A Pawtucket club and was named to the International League Mid-Season All-Star Team...recalled by the Red Sox on Sept. 1 but did not pitch before being optioned back to Pawtucket on Sept. 2.

**2006:** Signed by Boston as a minor league free agent...spent most of the season with Triple-A Pawtucket and was named to the International League Mid-Season All-Star Team and tabbed as Pawtucket's Most Valuable Pitcher.

**2005:** Made ML debut and pitched in 14 games over three stints with San Diego after signing as minor league free agent before the season...selected to the ML roster on July 23 and made big league debut at Philadelphia...after the season, pitched for Peoria in the Arizona Fall League.

**2004:** Split the season between MIL's High-A High Desert affiliate and New Jersey of the Independent Northeast League.

**2003:** Went 3-4 with a 5.12 ERA (65.0 IP, 37 ER) in 33 relief appearances with Single-A Beloit.

**2002:** Made professional debut with Advanced Rookie Ogden, going 6-2 with a 1.82 ERA (54.1 IP, 11 ER) and 2 saves in 23 games.

**PROFESSIONAL:** Selected by Milwaukee in 26th round of 2002 First-Year Player Draft; signed by scout Tom Tanous.

| BRESLOW'S PITCHING RECORD |                  |            |             |           |          |          |          |          |             |           |           |           |           |          |           |           |          |             |             |  |
|---------------------------|------------------|------------|-------------|-----------|----------|----------|----------|----------|-------------|-----------|-----------|-----------|-----------|----------|-----------|-----------|----------|-------------|-------------|--|
| YEAR                      | CLUB             | W-L        | ERA         | G         | GS       | CG       | SH       | SV       | IP          | H         | R         | ER        | HR        | HB       | BB        | SO        | WP       | K/9         | BAA         |  |
| 2002                      | Ogden            | 6-2        | 1.82        | 23        | 0        | 0        | 0        | 2        | 54.1        | 42        | 15        | 11        | 2         | 1        | 24        | 56        | 7        | 9.3         | .218        |  |
| 2003                      | Beloit           | 3-4        | 5.12        | 33        | 0        | 0        | 0        | 2        | 65.0        | 64        | 43        | 37        | 4         | 1        | 27        | 80        | 1        | 11.1        | .254        |  |
| 2004                      | High Desert      | 1-3        | 7.19        | 23        | 0        | 0        | 0        | 0        | 41.1        | 54        | 39        | 33        | 5         | 2        | 24        | 41        | 4        | 8.9         | .305        |  |
|                           | New Jersey       | 3-1        | 4.10        | 19        | 0        | 0        | 0        | 1        | 26.1        | 19        | 13        | 12        | 2         | 0        | 13        | 37        | 3        | 12.6        | .204        |  |
| 2005                      | Mobile           | 2-1        | 2.75        | 40        | 0        | 0        | 0        | 0        | 52.1        | 38        | 16        | 16        | 3         | 1        | 17        | 47        | 2        | 8.1         | .212        |  |
|                           | Portland         | 0-1        | 4.00        | 7         | 0        | 0        | 0        | 0        | 9.0         | 11        | 4         | 4         | 1         | 0        | 1         | 9         | 0        | 9.0         | .314        |  |
|                           | <b>SAN DIEGO</b> | <b>0-0</b> | <b>2.20</b> | <b>14</b> | <b>0</b> | <b>0</b> | <b>0</b> | <b>0</b> | <b>16.1</b> | <b>15</b> | <b>6</b>  | <b>4</b>  | <b>1</b>  | <b>1</b> | <b>13</b> | <b>14</b> | <b>1</b> | <b>7.7</b>  | <b>.238</b> |  |
| 2006                      | Pawtucket        | 7-1        | 2.69        | 39        | 0        | 0        | 0        | 7        | 67.0        | 49        | 21        | 20        | 3         | 4        | 24        | 77        | 6        | 10.3        | .200        |  |
|                           | <b>BOSTON</b>    | <b>0-2</b> | <b>3.75</b> | <b>13</b> | <b>0</b> | <b>0</b> | <b>0</b> | <b>0</b> | <b>12.0</b> | <b>12</b> | <b>5</b>  | <b>5</b>  | <b>0</b>  | <b>1</b> | <b>6</b>  | <b>12</b> | <b>2</b> | <b>9.0</b>  | <b>.261</b> |  |
| 2007                      | Pawtucket        | 2-3        | 4.06        | 49        | 1        | 0        | 0        | 1        | 68.2        | 70        | 38        | 31        | 6         | 2        | 25        | 73        | 8        | 9.6         | .262        |  |
| 2008                      | <b>CLEVELAND</b> | <b>0-0</b> | <b>3.24</b> | <b>7</b>  | <b>0</b> | <b>0</b> | <b>0</b> | <b>0</b> | <b>8.1</b>  | <b>10</b> | <b>3</b>  | <b>3</b>  | <b>1</b>  | <b>0</b> | <b>5</b>  | <b>7</b>  | <b>0</b> | <b>7.6</b>  | <b>.286</b> |  |
|                           | <b>MINNESOTA</b> | <b>0-2</b> | <b>1.63</b> | <b>42</b> | <b>0</b> | <b>0</b> | <b>0</b> | <b>1</b> | <b>38.2</b> | <b>24</b> | <b>9</b>  | <b>7</b>  | <b>0</b>  | <b>0</b> | <b>14</b> | <b>32</b> | <b>4</b> | <b>7.4</b>  | <b>.180</b> |  |
| 2009                      | <b>MINNESOTA</b> | <b>1-2</b> | <b>6.28</b> | <b>17</b> | <b>0</b> | <b>0</b> | <b>0</b> | <b>0</b> | <b>14.1</b> | <b>11</b> | <b>11</b> | <b>10</b> | <b>3</b>  | <b>1</b> | <b>11</b> | <b>11</b> | <b>3</b> | <b>6.9</b>  | <b>.220</b> |  |
|                           | <b>OAKLAND</b>   | <b>7-5</b> | <b>2.60</b> | <b>60</b> | <b>0</b> | <b>0</b> | <b>0</b> | <b>0</b> | <b>55.1</b> | <b>37</b> | <b>20</b> | <b>16</b> | <b>5</b>  | <b>2</b> | <b>18</b> | <b>44</b> | <b>0</b> | <b>7.2</b>  | <b>.191</b> |  |
| 2010                      | <b>OAKLAND</b>   | <b>4-4</b> | <b>3.01</b> | <b>75</b> | <b>0</b> | <b>0</b> | <b>0</b> | <b>5</b> | <b>74.2</b> | <b>53</b> | <b>26</b> | <b>25</b> | <b>9</b>  | <b>0</b> | <b>29</b> | <b>71</b> | <b>0</b> | <b>8.6</b>  | <b>.194</b> |  |
| 2011                      | <b>OAKLAND</b>   | <b>0-2</b> | <b>3.79</b> | <b>67</b> | <b>0</b> | <b>0</b> | <b>0</b> | <b>0</b> | <b>59.1</b> | <b>69</b> | <b>29</b> | <b>25</b> | <b>4</b>  | <b>2</b> | <b>21</b> | <b>44</b> | <b>3</b> | <b>6.7</b>  | <b>.296</b> |  |
| 2012                      | <b>ARIZONA</b>   | <b>2-0</b> | <b>2.70</b> | <b>40</b> | <b>0</b> | <b>0</b> | <b>0</b> | <b>0</b> | <b>43.1</b> | <b>38</b> | <b>15</b> | <b>13</b> | <b>5</b>  | <b>1</b> | <b>13</b> | <b>42</b> | <b>1</b> | <b>8.7</b>  | <b>.233</b> |  |
|                           | <b>BOSTON</b>    | <b>1-0</b> | <b>2.70</b> | <b>23</b> | <b>0</b> | <b>0</b> | <b>0</b> | <b>0</b> | <b>20.0</b> | <b>14</b> | <b>7</b>  | <b>6</b>  | <b>0</b>  | <b>1</b> | <b>9</b>  | <b>19</b> | <b>1</b> | <b>8.6</b>  | <b>.206</b> |  |
| 2013                      | Portland         | 0-0        | INF         | 1         | 1        | 0        | 0        | 0        | 0.0         | 3         | 3         | 3         | 0         | 0        | 1         | 0         | 0        | 0.0         | 1.000       |  |
|                           | Pawtucket        | 0-0        | 2.45        | 4         | 0        | 0        | 0        | 0        | 3.2         | 4         | 1         | 1         | 0         | 0        | 3         | 4         | 0        | 9.8         | .308        |  |
|                           | <b>BOSTON</b>    | <b>5-2</b> | <b>1.81</b> | <b>61</b> | <b>0</b> | <b>0</b> | <b>0</b> | <b>0</b> | <b>59.2</b> | <b>49</b> | <b>16</b> | <b>12</b> | <b>3</b>  | <b>2</b> | <b>18</b> | <b>33</b> | <b>2</b> | <b>5.0</b>  | <b>.228</b> |  |
| 2014                      | Pawtucket        | 1-0        | 0.00        | 3         | 1        | 0        | 0        | 0        | 2.2         | 1         | 0         | 0         | 0         | 0        | 2         | 1         | 0        | 3.4         | .111        |  |
|                           | <b>BOSTON</b>    | <b>2-4</b> | <b>5.96</b> | <b>60</b> | <b>0</b> | <b>0</b> | <b>0</b> | <b>1</b> | <b>54.1</b> | <b>73</b> | <b>40</b> | <b>36</b> | <b>8</b>  | <b>2</b> | <b>28</b> | <b>37</b> | <b>3</b> | <b>6.1</b>  | <b>.319</b> |  |
| 2015                      | <b>BOSTON</b>    | <b>0-4</b> | <b>4.15</b> | <b>45</b> | <b>2</b> | <b>0</b> | <b>0</b> | <b>1</b> | <b>65.0</b> | <b>69</b> | <b>33</b> | <b>30</b> | <b>12</b> | <b>2</b> | <b>23</b> | <b>46</b> | <b>2</b> | <b>6.4</b>  | <b>.279</b> |  |
| 2016                      | <b>MIAMI</b>     | <b>0-2</b> | <b>4.50</b> | <b>15</b> | <b>0</b> | <b>0</b> | <b>0</b> | <b>0</b> | <b>14.0</b> | <b>21</b> | <b>9</b>  | <b>7</b>  | <b>1</b>  | <b>0</b> | <b>4</b>  | <b>7</b>  | <b>2</b> | <b>4.5</b>  | <b>.362</b> |  |
|                           | New Orleans      | 1-3        | 6.46        | 14        | 0        | 0        | 0        | 2        | 23.2        | 34        | 18        | 17        | 3         | 0        | 11        | 29        | 0        | 11.0        | .330        |  |
|                           | Round Rock       | 0-0        | 13.50       | 3         | 0        | 0        | 0        | 0        | 2.0         | 5         | 3         | 3         | 0         | 0        | 2         | 0         | 0        | 0.0         | .455        |  |
| 2017                      | <b>MINNESOTA</b> | <b>1-1</b> | <b>5.23</b> | <b>30</b> | <b>0</b> | <b>0</b> | <b>0</b> | <b>0</b> | <b>31.0</b> | <b>38</b> | <b>19</b> | <b>18</b> | <b>4</b>  | <b>2</b> | <b>12</b> | <b>18</b> | <b>1</b> | <b>5.2</b>  | <b>.306</b> |  |
|                           | Rochester        | 0-0        | 3.38        | 3         | 0        | 0        | 0        | 0        | 2.2         | 1         | 1         | 1         | 0         | 0        | 1         | 2         | 0        | 6.8         | .111        |  |
|                           | Columbus         | 0-0        | 3.86        | 7         | 0        | 0        | 0        | 0        | 4.2         | 5         | 2         | 2         | 0         | 1        | 1         | 4         | 0        | 7.7         | .278        |  |
|                           | <b>CLEVELAND</b> | <b>0-0</b> | <b>4.15</b> | <b>7</b>  | <b>0</b> | <b>0</b> | <b>0</b> | <b>0</b> | <b>4.1</b>  | <b>3</b>  | <b>2</b>  | <b>2</b>  | <b>0</b>  | <b>0</b> | <b>2</b>  | <b>5</b>  | <b>0</b> | <b>10.4</b> | <b>.214</b> |  |
| Minor League Totals       |                  | 23-18      | 4.06        | 249       | 3        | 0        | 0        | 14       | 397.0       | 381       | 204       | 179       | 27        | 12       | 164       | 423       | 28       | 9.6         | .252        |  |
| National League Totals    |                  | 0-0        | 2.20        | 14        | 0        | 0        | 0        | 0        | 16.1        | 15        | 6         | 4         | 1         | 1        | 13        | 14        | 1        | 7.7         | .238        |  |
| American League Totals    |                  | 23-30      | 3.49        | 562       | 2        | 0        | 0        | 8        | 554.1       | 521       | 244       | 215       | 55        | 16       | 213       | 428       | 24       | 7.0         | .250        |  |
| Major League Totals       |                  | 23-30      | 3.45        | 576       | 2        | 0        | 0        | 8        | 570.2       | 536       | 250       | 219       | 56        | 17       | 226       | 442       | 25       | 7.0         | .250        |  |





# JAIME GARCÍA

**HEIGHT/WEIGHT:** 6-2/213

**BATS/THROWS:** L/L

**BORN:** 7/8/86 in Reynosa, Mexico

**AGE:** 31

**ACQUIRED:** Acquired from Atlanta, 7/24/17



**LEFT-HANDED PITCHER**

**PERSONAL:** Jaime Omar García...pronounced HI-me...is an avid supporter of Water Mission, a nonprofit organization that works to provide safe, clean water to communities in need...he also visits his birth city of Reynosa, Mexico, where he generously funds scholarships programs for children to attend school and participate in sports.

## 2017:

- Traded to Atlanta in exchange for INF Luke Dykstra, RHP Chris Ellis and RHP John Gant prior to the season.
- Made 18 starts for the Braves, going 4-7, 4.30 ERA (113.0 IP, 54 ER).
- Traded to Minnesota along with C Anthony Recker and cash considerations in exchange for RHP Huascar Ynoa on July 24.
- Made one start for the Twins on July 28 at Oakland, allowing three runs on eight hits in 6.2 innings as the Twins beat the Athletics 6-3.
- Traded to New York-AL in exchange for RHP Zack Littell and LHP Dietrich Enns on July 30.

**2016:** Went 10-13, 4.67 ERA (171.2 IP, 89 ER) in 32 appearances (30 starts) for the Cardinals...led the NL with a 57.9 ground ball percentage.

**2015:** Missed the first 40 games of the season while recovering from thoracic outlet surgery...returned in late May and went on to make 20 starts for the Cardinals, going 10-6, 2.43 ERA (129.2 IP, 35 ER)...started Game 2 of the National League Division Series vs. Chicago-NL, taking the loss after allowing five runs (0 earned) in 2.0 IP.

**2014:** Began the season on the disabled list recovering from left shoulder surgery...returned in late May and made seven starts for St. Louis, going 3-1, 4.12 ERA (43.2 IP, 20 ER)...placed on the disabled list in late June with left shoulder inflammation and missed the remainder of the season...had neurogenic thoracic outlet surgery on July 11.

**2013:** Was 5-2, 3.58 ERA (55.1 IP, 22 ER) in nine starts for St. Louis...was placed on the disabled list with a shoulder strain on May 18 and missed the remainder of the season...had surgery to repair labrum and rotator cuff in late May, performed by Dr. George Paletta.

**2012:** Made 20 starts for the Cardinals that surrounded a disabled list stint for shoulder issues...was 7-7, 3.92 ERA (121.2 IP, 53 ER) for St. Louis...started one game during the postseason, NLDS Game 2 vs. Washington, and allowing one run in 2.0 innings...was removed from the roster after his Game 2 start with a left shoulder strain and inflammation and did not pitch the remainder of the postseason.

**2011:** Went 13-7, 3.56 ERA (194.2 IP, 77 ER) in 32 starts for St. Louis...made five starts in the postseason, finishing 0-2 with a 4.21 ERA (25.2 IP, 12 ER)...had a 1.80 ERA in two World Series starts (10.0 IP, 2 ER)...his 25.2 innings pitched ranked third for the postseason.

**2010:** Spent the entire season with St. Louis, going 13-8, 2.70 ERA (163.1 IP, 49 ER) in 29 starts...named to the Topps, Baseball Digest and Baseball America All-Rookie Teams and finished third in the National League Rookie of the Year award voting to San Francisco Buster Posey...led all rookies with 13 wins.

**2009:** Began the season on the disabled list recovering from elbow surgery...split the season between Triple-A Memphis, High-A Palm Beach and the Rookie League Cardinals, going 2-2, 2.87 ERA (37.2 IP, 12 ER) in nine games (eight starts).

**2008:** Split the majority of the season between Triple-A Memphis and Double-A Springfield, going 7-6, 3.65 ERA (106.0 IP, 43 ER) in 19 games (18 starts)...had his contract selected by St. Louis on July 10 from Memphis and made his MLB debut on July 11 at Pittsburgh with 2.0 scoreless innings of relief...appeared in the 2008 Futures Game at Yankee Stadium...underwent season-ending left elbow ulnar collateral ligament reconstruction surgery on September 8.

**2007:** Spent the entire season with Double-A Springfield, going 5-9, 3.75 ERA (103.1 IP, 43 ER) in 18 starts.

**2006:** Split the season between Single-A Quad Cities and High-A Palm Beach, going 10-8, 3.37 ERA (155.0 IP, 58 ER) in 25 starts...appeared in the 2006 Futures Game at PNC Park.

**PROFESSIONAL:** Selected by Baltimore Orioles in the 30th round in the 2004 draft but did not sign...selected by St. Louis Cardinals in the 22nd round of the 2005 First-Year Player Draft...signed by Joe Almaraz.



# GARCIA'S PITCHING RECORD

| YEAR                   | CLUB          | W-L   | ERA   | G   | GS  | CG | SH | SV | IP     | H    | R   | ER  | HR | HB | BB  | SO  | WP | K/9  | BAA  |
|------------------------|---------------|-------|-------|-----|-----|----|----|----|--------|------|-----|-----|----|----|-----|-----|----|------|------|
| 2006                   | Quad Cities   | 5-4   | 2.90  | 13  | 13  | 1  | 0  | 0  | 77.2   | 67   | 28  | 25  | 1  | 2  | 18  | 80  | 7  | 9.3  | --   |
|                        | Palm Beach    | 5-4   | 3.84  | 12  | 12  | 0  | 0  | 0  | 77.1   | 84   | 33  | 33  | 3  | 1  | 16  | 51  | 5  | 5.9  | --   |
| 2007                   | Springfield   | 5-9   | 3.75  | 18  | 18  | 0  | 0  | 0  | 103.1  | 93   | 47  | 43  | 14 | 3  | 45  | 97  | 13 | 8.4  | --   |
| 2008                   | Memphis       | 4-4   | 4.44  | 13  | 12  | 0  | 0  | 0  | 71.0   | 74   | 41  | 35  | 6  | 3  | 26  | 59  | 9  | 7.5  | --   |
|                        | Springfield   | 3-2   | 2.06  | 6   | 6   | 1  | 0  | 0  | 35.0   | 26   | 10  | 8   | 0  | 2  | 16  | 41  | 1  | 10.5 | --   |
|                        | ST. LOUIS     | 1-1   | 5.63  | 10  | 1   | 0  | 0  | 0  | 16.0   | 14   | 10  | 10  | 4  | 1  | 8   | 8   | 3  | 4.5  | .233 |
| 2009                   | Memphis       | 2-0   | 3.86  | 4   | 4   | 0  | 0  | 0  | 21.0   | 17   | 14  | 9   | 5  | 2  | 9   | 22  | 2  | 9.4  | --   |
|                        | Palm Beach    | 0-1   | 0.71  | 3   | 2   | 0  | 0  | 0  | 12.2   | 4    | 1   | 1   | 0  | 0  | 4   | 16  | 0  | 11.4 | --   |
|                        | GCL Cardinals | 0-1   | 4.50  | 2   | 2   | 0  | 0  | 0  | 4.0    | 4    | 2   | 2   | 0  | 0  | 1   | 3   | 1  | 6.8  | --   |
| 2010                   | ST. LOUIS     | 13-8  | 2.70  | 28  | 28  | 1  | 1  | 0  | 163.1  | 151  | 64  | 49  | 9  | 3  | 64  | 132 | 4  | 7.3  | .243 |
| 2011                   | ST. LOUIS     | 13-7  | 3.56  | 32  | 32  | 2  | 2  | 0  | 194.2  | 207  | 100 | 77  | 15 | 2  | 50  | 156 | 12 | 7.2  | .273 |
| 2012                   | ST. LOUIS     | 7-7   | 3.92  | 20  | 20  | 0  | 0  | 0  | 121.2  | 136  | 58  | 53  | 7  | 0  | 30  | 98  | 12 | 7.2  | .289 |
|                        | Springfield   | 1-0   | 5.23  | 2   | 2   | 0  | 0  | 0  | 10.1   | 8    | 6   | 6   | 2  | 0  | 0   | 11  | 0  | 9.6  | --   |
|                        | Memphis       | 0-1   | 3.60  | 1   | 1   | 0  | 0  | 0  | 5.0    | 4    | 2   | 2   | 1  | 0  | 3   | 8   | 1  | 14.4 | --   |
|                        | GCL Cardinals | 0-0   | 0.00  | 1   | 1   | 0  | 0  | 0  | 2.1    | 4    | 0   | 0   | 0  | 0  | 0   | 1   | 0  | 3.9  | --   |
| 2013                   | ST. LOUIS     | 5-2   | 3.58  | 9   | 9   | 0  | 0  | 0  | 55.1   | 57   | 26  | 22  | 6  | 0  | 15  | 43  | 3  | 7.0  | .263 |
| 2014                   | ST. LOUIS     | 3-1   | 4.12  | 7   | 7   | 0  | 0  | 0  | 43.2   | 39   | 20  | 20  | 6  | 3  | 7   | 39  | 1  | 8.0  | .234 |
|                        | Memphis       | 0-0   | 3.60  | 1   | 1   | 0  | 0  | 0  | 5.0    | 3    | 2   | 2   | 1  | 0  | 2   | 5   | 1  | 9.0  | --   |
|                        | Springfield   | 0-0   | 9.00  | 1   | 1   | 0  | 0  | 0  | 2.0    | 3    | 2   | 2   | 1  | 0  | 1   | 2   | 0  | 9.0  | --   |
| 2015                   | ST. LOUIS     | 10-6  | 2.43  | 20  | 20  | 0  | 0  | 0  | 129.2  | 106  | 37  | 35  | 6  | 3  | 30  | 97  | 4  | 6.7  | .225 |
|                        | Springfield   | 1-0   | 3.00  | 1   | 1   | 0  | 0  | 0  | 6.0    | 6    | 2   | 2   | 1  | 0  | 0   | 6   | 0  | 9.0  | --   |
|                        | Peoria        | 0-0   | 2.57  | 1   | 1   | 0  | 0  | 0  | 5.0    | 0    | 0   | 0   | 0  | 0  | 0   | 6   | 0  | 10.8 | --   |
|                        | Memphis       | 0-1   | 16.88 | 1   | 1   | 0  | 0  | 0  | 2.2    | 6    | 5   | 5   | 0  | 1  | 2   | 3   | 0  | 10.1 | --   |
| 2016                   | ST. LOUIS     | 10-13 | 4.67  | 32  | 30  | 1  | 1  | 0  | 171.2  | 179  | 94  | 89  | 26 | 7  | 57  | 150 | 8  | 7.9  | .268 |
| 2017                   | ATLANTA       | 4-7   | 4.30  | 18  | 18  | 0  | 0  | 0  | 113.0  | 108  | 58  | 54  | 12 | 1  | 41  | 85  | 5  | 6.8  | .252 |
|                        | MINNESOTA     | 1-0   | 4.05  | 1   | 1   | 0  | 0  | 0  | 6.2    | 8    | 3   | 3   | 0  | 0  | 3   | 7   | 0  | 9.5  | .308 |
|                        | NEW YORK-AL   | 0-3   | 4.82  | 8   | 8   | 0  | 0  | 0  | 37.1   | 41   | 25  | 20  | 6  | 0  | 20  | 37  | 3  | 8.9  | .279 |
| Minor League Totals    |               | 26-27 | 3.58  | 80  | 78  | 2  | 0  | 0  | 440.1  | 403  | 195 | 175 | 35 | 15 | 143 | 411 | 40 | 8.4  | .246 |
| National League Totals |               | 66-52 | 3.65  | 176 | 165 | 4  | 4  | 0  | 1009.0 | 997  | 467 | 409 | 91 | 20 | 302 | 808 | 52 | 7.2  | .258 |
| American League        |               | 1-3   | 4.70  | 9   | 9   | 0  | 0  | 0  | 44.0   | 49   | 28  | 23  | 6  | 0  | 23  | 44  | 3  | 9.0  | .283 |
| Major League Totals    |               | 67-54 | 3.66  | 184 | 173 | 4  | 4  | 0  | 1050.2 | 1042 | 490 | 427 | 96 | 20 | 322 | 848 | 54 | 7.3  | .259 |



# JUSTIN HALEY

**HEIGHT/WEIGHT:** 6-5/230  
**BATS/THROWS:** R/R  
**BORN:** 6/16/91 in Orangevale, CA  
**AGE:** 26  
**RESIDES:** Dracut, MA  
**ACQUIRED:** Trade with San Diego  
 via Rule 5 Draft, 12/8/16



## RIGHT-HANDED PITCHER

@JUSTINCASEHALEY

**PERSONAL:** Justin Haley (pronounced HAY-lee)...2009 graduate of Bella Vista (CA) High School...attended Sierra College in 2010, pitching one season, going 4-5, 4.88 ERA (66.1 IP, 36 ER) in 13 games (11 starts)...attended Fresno State from 2011-12, going 8-4, 3.08 ERA (125.2 IP, 43 ER) with 122 strikeouts in 31 appearances (17 starts)...earned second Team All-WAC honors in 2012.

### 2017:

- ✦ Made first career Opening Day roster with Minnesota and made major league debut on April 5, throwing a perfect ninth inning in a 9-1 victory over Kansas City.
- ✦ Pitched 3.1 innings of one-run ball on April 13 at Detroit, earning his first career save in an 11-5 win.
- ✦ Placed on 10-day disabled list on April 23 with right biceps tendonitis.
- ✦ Upon return from disabled list on May 7, allowed six runs in 5.0 innings over five appearances before going on the disabled list on May 29 with shoulder soreness.
- ✦ Returned to the Red Sox on July 24 in accordance with Rule 5 Draft protocol.

**2016:** Combined to go 13-10, 3.01 ERA (146.2 IP, 49 ER) with 45 walks and 126 strikeouts between Double-A Portland and Triple-A Pawtucket...named pitcher on Boston's MiLB.com's organizational All-Star team...pitched for Leones del Escogido in the VZL, going 2-0, 0.38 ERA (23.2 IP, 1 ER) with four walks and 14 strikeouts...acquired via trade with San Diego December 8 along with a player to be named later or cash, in exchange for right-handed pitcher Miguel Diaz, whom the Twins selected first overall that same day in the Rule 5 Draft...prior to that, Haley was selected by Los Angeles-AL in the Rule 5 Draft from Boston with the eighth pick...named 20th best prospect in Twins system by *Baseball America* entering 2017.

**2015:** Spent entire season with Double-A Portland (Boston)...led Red Sox minor leaguers in losses (16) and tied for first in starts (27)...led Sea Dogs in strikeouts (95) and ranked second in innings (124.0)...pitched for Scottsdale in the Arizona Fall League, going 2-1, 0.64 ERA (14.0 IP, 1 ER) in four starts...ranked second in the AFL in ERA and third in WHIP (0.86).

**2014:** Split season between Single-A Salem and Double-A Portland (Boston), going 10-6, 2.35 ERA (130.1 IP, 34 ER)...named Carolina League mid-season All-Star...earned Pitcher of the Week honors in both the CL and the EL...tied for the team lead in wins (7) while at Salem...named CL Pitcher of the Week June 9 after throwing 6.0 shutout innings June 5 vs. Frederick...also named EL Pitcher of the Week September 2.

**2013:** Spent season with Single-A Greenville (Boston)...posted eighth-lowest ERA (3.68) among Red Sox minor league pitchers...ranked third in South Atlantic League in strikeouts-per-9.0-innings pitched (8.80) and fifth in opponent batting average (.219).

**2012:** Made professional debut with Single-A Lowell (Boston)...tied for second on Spinners staff in starts (12).

**PROFESSIONAL:** Selected by Boston in the sixth round of the 2012 First-Year Player Draft; signed by scout Desmond Smith...originally selected by Cleveland in the 46th round of the 2010 First-Year Player Draft.

### HALEY'S PLAYING RECORD

| YEAR                | CLUB       | W-L   | ERA  | G   | GS  | CG | SHO | SV | IP    | H   | R   | ER  | HR | HP | BB  | SO  | WP | K/9 | BAA  |
|---------------------|------------|-------|------|-----|-----|----|-----|----|-------|-----|-----|-----|----|----|-----|-----|----|-----|------|
| 2012                | Lowell     | 0-1   | 1.89 | 13  | 12  | 0  | 0   | 0  | 33.1  | 23  | 11  | 7   | 1  | 2  | 16  | 33  | 2  | 8.9 | .200 |
| 2013                | Greenville | 7-11  | 3.68 | 26  | 24  | 0  | 0   | 0  | 124.2 | 97  | 64  | 51  | 10 | 0  | 74  | 124 | 10 | 9.0 | .219 |
| 2014                | Salem      | 7-4   | 2.82 | 19  | 11  | 1  | 1   | 1  | 92.2  | 77  | 34  | 29  | 4  | 6  | 23  | 74  | 6  | 7.2 | .229 |
|                     | Portland   | 3-2   | 1.19 | 6   | 6   | 0  | 0   | 0  | 37.2  | 30  | 5   | 5   | 2  | 2  | 16  | 33  | 1  | 7.9 | .222 |
| 2015                | Portland   | 5-16  | 5.15 | 27  | 27  | 0  | 0   | 0  | 124.0 | 142 | 80  | 71  | 7  | 6  | 50  | 95  | 15 | 6.9 | .289 |
| 2016                | Portland   | 5-4   | 2.20 | 12  | 12  | 1  | 1   | 0  | 61.1  | 49  | 15  | 15  | 1  | 2  | 19  | 59  | 0  | 8.7 | .219 |
|                     | Pawtucket  | 8-6   | 3.59 | 15  | 14  | 1  | 1   | 0  | 85.1  | 70  | 34  | 34  | 8  | 2  | 26  | 67  | 1  | 7.1 | .230 |
| 2017                | MINNESOTA  | 0-0   | 6.00 | 10  | 0   | 0  | 0   | 1  | 18.0  | 22  | 12  | 12  | 3  | 1  | 6   | 14  | 0  | 7.0 | .301 |
|                     | Rochester  | 1-0   | 3.63 | 5   | 4   | 0  | 0   | 0  | 17.1  | 17  | 8   | 7   | 3  | 0  | 3   | 11  | 1  | 5.7 | .258 |
|                     | Ft. Myers  | 0-0   | 0.00 | 1   | 1   | 0  | 0   | 0  | 2.0   | 1   | 0   | 0   | 0  | 0  | 1   | 2   | 0  | 9.0 | .200 |
|                     | GCL Twins  | 0-0   | 0.00 | 1   | 1   | 0  | 0   | 0  | 1.0   | 1   | 0   | 0   | 0  | 0  | 0   | 1   | 0  | 9.0 | .333 |
|                     | Pawtucket  | 1-2   | 2.66 | 5   | 4   | 1  | 0   | 0  | 44.0  | 35  | 13  | 13  | 7  | 1  | 7   | 35  | 0  | 7.2 | .219 |
| Minor League Totals |            | 37-46 | 3.35 | 132 | 119 | 4  | 3   | 1  | 623.1 | 542 | 264 | 232 | 43 | 21 | 235 | 534 | 36 | 7.7 | .238 |
| Major League Totals |            | 0-0   | 6.00 | 10  | 0   | 0  | 0   | 1  | 18.0  | 22  | 12  | 12  | 3  | 1  | 6   | 14  | 0  | 7.0 | .301 |



# BRANDON KINTZLER

**HEIGHT/WEIGHT:** 6-0/191  
**BATS/THROWS:** R/R  
**BORN:** 8/1/84 in Las Vegas, NV  
**AGE:** 33  
**RESIDES:** Las Vegas, NV  
**ACQUIRED:** Signed as minor league free agent, 12/15/15



**RIGHT-HANDED PITCHER**

★ 2017

**PERSONAL:** Brandon L. Kintzler...wife, Melissa...son, Knox (10/27/15)...attended Palo Verde High School in Las Vegas, NV...attended Pasadena City College and Dixie State College...in 2004, served as manager at a Cold Stone Creamery in Las Vegas which was owned by his sister, Amy...worked in the front office of the Winnipeg Goldeyes during the 2008 offseason, selling season tickets for the independent team he once pitched for...during the 2009 offseason, worked as a limo driver for the Wynn Hotel in Las Vegas...participated in 2017 Twins Winter Caravan.

## 2017:

- ✦ Made fourth career Opening Day roster, and first with Twins.
- ✦ Converted his first seven save opportunities and held a 0.79 ERA (11.1 IP, 1 ER) through the month of April.
- ✦ Received first career All-Star recognition for first-half campaign in which he went 2-1 with a 2.29 ERA with 24 saves.
- ✦ Joined 3B Miguel Sanó and RHP Ervin Santana as Twins representatives at the All-Star Game in Miami...earned a hold for a scoreless fifth inning as the American League defeated the National League 2-1 in 10 innings.
- ✦ Traded to Washington in exchange for LHP Tyler Watson on July 31.

**2016:** Was invited to Twins spring training, reassigned to minor league camp March 29 and began season at Triple-A Rochester...appeared in 10 games for the Red Wings, going 4-1, 3.52 ERA (15.1 IP, 6 ER) with three walks and 11 strikeouts...had contract selected by Minnesota May 7 (Tommy Milone outrighted and Casey Fien claimed off waivers by Los Angeles-NL)...10 of first 11 appearances were scoreless May 7-June 2, posting a 1.59 ERA in that span...recorded first career save June 8 vs. Miami with 1.0 scoreless inning and one strikeout...became Twins closer June 8 and converted eight straight save opportunities June 8-July 23...did not allow a home run in 30 straight appearances (31.0 IP) June 21-September 15...posted an ERA of 1.85 (24.1 IP, 5 ER) in 24 road games, compared to 4.20 (30.0 IP, 14 ER) in 30 home games...allowed just two of 18 inherited runners to score (11.1%), lowest percentage among Twins relievers...went 17-for-20 in save opportunities, 14th most saves in the AL...issued just eight walks, tied for third fewest in baseball (minimum 50.0 IP).

**2015:** Began season at Triple-A Colorado Springs in Milwaukee organization...appeared in one game for the Sky Sox before being placed on 7-day disabled list April 11, with a tear in right middle finger; reinstated April 21...designated for release or assignment April 23 and reported back to Colorado Springs roster...made six appearances for the Sky Sox before having contract selected by Milwaukee May 8...appeared in seven games for the Brewers before being placed back on 15-day disabled list May 27 with left patella tendinitis...appeared in three games (1 start) on rehab assignment in early August; reinstated August 12 and optioned from Milwaukee to Colorado Springs...combined to go 1-2, 4.91 ERA (29.1 IP, 16 ER) with nine walks and 24 strikeouts in 27 games (1 start) at all three levels combined...elected free agency October 5.

**2014:** Spent entire season with Milwaukee for second straight season...placed on 15-day disabled list from April 12-23, with a strained right rotator cuff...ranked fourth on Brewers staff in games (54) and holds (8)...retired 40 of 64 first batters faced (62.5%)...stranded 26 of 37 inherited runners (70.3%)...signed a one-year contract on December 2, avoiding arbitration.

**2013:** Spent entire season with Milwaukee for first time in career...ranked second on the team in games (71), trailing only lefty Michael Gonzalez (75)...posted a 2.09 ERA (64.2 IP, 15 ER) in final 59 appearances, lowering his overall ERA from 5.84 to 2.69...did not allow an earned run over final nine outings (9 IP)...retired 52 of 71 first batters faced (73.2%)...stranded 16 of 21 inherited runners (76.2%).

**2012:** Began season on 15-day disabled list with right elbow inflammation; placed on the DL March 29...pitched in 45 games on rehab assignment between Single-A Brevard County (6 games), Double-A Huntsville (31 games) and Triple-A Nashville (8 games)...was on a rehab assignment at Single-A Brevard County and went 0-1 with a 3.00 ERA in six appearances...reinstated from the disabled list May 16 and optioned to Double-A Huntsville, where he went 0-2 with a 3.28 ERA and nine saves in 31 appearances...earned the save in a five-pitcher no-hitter August 2 vs. Chattanooga...joined Triple-A Nashville in mid-August and went 0-1 with a 1.54 ERA in eight appearances...contract selected by Milwaukee September 3.

**2011:** Made first career Opening Day roster with Milwaukee...optioned to Triple-A Nashville (Milwaukee) April 5 after making one appearance for the Brewers...made one appearance with Nashville and was recalled on April 11 after Takashi Saito was placed on the 15-day disabled list...recorded first major league win in a 6-3, 12-inning victory April 18 at Philadelphia as he tossed 2.0 scoreless innings...placed on the 15-day disabled list May 13, with right triceps tendinitis...underwent season-ending surgery July 26, a surgery performed by Dr. William Raasch...pitched for Peoria in

the Arizona Fall League following the season and went 0-0, 7.36 ERA (3.2 IP, 3 ER) in four relief appearances.

**2010:** Began season at Double-A Huntsville (Milwaukee)...named Southern League All-Star...promoted to Triple-A Nashville in June and went 3-0 with a 2.36 ERA and six saves in 22 relief appearances, while holding opponents to a .196 batting average...contract selected by Milwaukee September 7...made major league debut September 10 vs. Chicago-NL; recorded first career strikeout, fanning Micah Hoffpauir...pitched for Surprise in the Arizona Fall League, going 1-0, 3.14 ERA (14.1 IP, 5 ER) with two saves, two walks and 15 strikeouts in 11 relief appearances.

**2009:** Began the season with the St. Paul Saints of the Independent American Association and went 8-3 with a 2.79 ERA in 14 games (11 starts)...ranked third in the American Association in ERA...contract purchased by Milwaukee on July 24...spent the remainder of the season at Double-A Huntsville, where he went 1-2 with a 4.54 ERA in nine games (6 starts).

**2008:** Spent his second straight season with the Winnipeg Goldeyes of the Independent Northern League and went 7-6 with a 4.65 ERA in 20 games (19 starts).

**2007:** Went 5-2 with a 4.07 ERA and one save in 29 games (8 starts) with the Winnipeg Goldeyes of the Independent Northern League.

**2006:** Released by San Diego April 1 and missed the entire season...underwent arthroscopic surgery on his right shoulder September 15.

**2005:** Went 3-2 with a 3.11 ERA and one save in 30 relief appearances between the Rookie Arizona Padres, Single-A Eugene and Single-A Fort Wayne (San Diego).

**2004:** Split first professional season between Rookie Arizona Padres and Single-A Eugene (San Diego), going 3-2 with a 2.19 ERA and nine saves in 24 relief appearances.

**PROFESSIONAL:** Selected by San Diego in 40th round of 2004 First-Year Player Draft...originally drafted by New York-AL in 40th round of 2003 First-Year Player Draft.

| KINTZLER'S PITCHING RECORD |                  |       |      |     |    |    |    |    |       |     |     |     |    |    |    |     |    |      |      |
|----------------------------|------------------|-------|------|-----|----|----|----|----|-------|-----|-----|-----|----|----|----|-----|----|------|------|
| YEAR                       | CLUB             | W-L   | ERA  | G   | GS | CG | SH | SV | IP    | H   | R   | ER  | HR | HB | BB | SO  | WP | K/9  | BAA  |
| 2004                       | AZL Padres       | 3-2   | 2.38 | 21  | 0  | 0  | 0  | 6  | 34.0  | 36  | 12  | 9   | 0  | 0  | 9  | 38  | 3  | 10.1 | .277 |
|                            | Eugene           | 0-0   | 0.00 | 3   | 0  | 0  | 0  | 3  | 3.0   | 3   | 0   | 0   | 0  | 0  | 0  | 4   | 0  | 12.0 | .250 |
| 2005                       | AZL Padres       | 2-0   | 4.09 | 8   | 0  | 0  | 0  | 1  | 11.0  | 15  | 5   | 5   | 2  | 0  | 4  | 17  | 1  | 13.9 | .306 |
|                            | Eugene           | 0-0   | 0.00 | 3   | 0  | 0  | 0  | 0  | 3.1   | 3   | 0   | 0   | 0  | 0  | 0  | 1   | 0  | 2.7  | .273 |
|                            | Fort Wayne       | 1-2   | 3.09 | 19  | 0  | 0  | 0  | 0  | 23.1  | 20  | 12  | 8   | 2  | 2  | 7  | 19  | 0  | 7.3  | .230 |
| 2007                       | Winnipeg (Ind.)  | 5-2   | 4.07 | 29  | 8  | 0  | 0  | 1  | 77.1  | 78  | 43  | 35  | 8  | 7  | 13 | 41  | 2  | 4.8  | .258 |
| 2008                       | Winnipeg (Ind.)  | 7-6   | 4.65 | 20  | 19 | 0  | 0  | 0  | 112.1 | 139 | 68  | 58  | 8  | 1  | 36 | 73  | 8  | 5.8  | .304 |
| 2009                       | St. Paul (Ind.)  | 8-3   | 2.79 | 14  | 11 | 1  | 0  | 0  | 80.2  | 89  | 28  | 25  | 3  | 1  | 24 | 46  | 1  | 0    | --   |
|                            | Huntsville       | 1-2   | 4.54 | 9   | 6  | 0  | 0  | 0  | 35.2  | 41  | 21  | 18  | 5  | 1  | 9  | 32  | 1  | 8.1  | .285 |
| 2010                       | Huntsville       | 1-0   | 0.40 | 20  | 0  | 0  | 0  | 10 | 22.1  | 11  | 2   | 1   | 0  | 1  | 1  | 23  | 0  | 9.3  | .141 |
|                            | Nashville        | 3-0   | 2.36 | 22  | 0  | 0  | 0  | 6  | 26.2  | 19  | 7   | 7   | 1  | 1  | 6  | 21  | 1  | 7.1  | .196 |
|                            | MILWAUKEE        | 0-1   | 7.36 | 7   | 0  | 0  | 0  | 0  | 7.1   | 10  | 6   | 6   | 2  | 0  | 4  | 9   | 1  | 11.0 | .357 |
|                            | Nashville        | 0-0   | 0.00 | 1   | 0  | 0  | 0  | 0  | 1.0   | 0   | 0   | 0   | 0  | 0  | 0  | 2   | 0  | 18.0 | .000 |
| 2011                       | MILWAUKEE        | 1-1   | 3.68 | 9   | 0  | 0  | 0  | 0  | 14.2  | 14  | 9   | 6   | 3  | 0  | 3  | 15  | 0  | 9.2  | .250 |
|                            | Brevard County   | 0-1   | 3.00 | 6   | 0  | 0  | 0  | 0  | 6.0   | 7   | 2   | 2   | 0  | 0  | 3  | 9   | 1  | 13.5 | .292 |
|                            | Huntsville       | 0-2   | 3.28 | 31  | 0  | 0  | 0  | 9  | 35.2  | 35  | 15  | 13  | 1  | 2  | 12 | 20  | 3  | 5.0  | .269 |
|                            | Nashville        | 0-1   | 1.54 | 8   | 0  | 0  | 0  | 0  | 11.2  | 8   | 2   | 2   | 0  | 0  | 2  | 11  | 1  | 8.5  | .200 |
|                            | MILWAUKEE        | 3-0   | 3.78 | 14  | 0  | 0  | 0  | 0  | 16.2  | 18  | 7   | 7   | 1  | 0  | 7  | 14  | 1  | 7.6  | .277 |
| 2013                       | MILWAUKEE        | 3-3   | 2.69 | 71  | 0  | 0  | 0  | 0  | 77.0  | 66  | 26  | 23  | 2  | 1  | 16 | 58  | 1  | 6.8  | .234 |
| 2014                       | MILWAUKEE        | 3-3   | 3.24 | 64  | 0  | 0  | 0  | 0  | 58.1  | 62  | 22  | 21  | 8  | 0  | 16 | 31  | 1  | 4.8  | .284 |
| 2015                       | MILWAUKEE        | 0-1   | 6.43 | 7   | 0  | 0  | 0  | 0  | 7.0   | 12  | 6   | 5   | 1  | 0  | 5  | 7   | 1  | 9.0  | .387 |
|                            | AZL Brewers      | 0-0   | 0.00 | 3   | 1  | 0  | 0  | 0  | 3.1   | 2   | 0   | 0   | 0  | 0  | 0  | 3   | 0  | 8.1  | .167 |
|                            | Colorado Springs | 1-1   | 5.21 | 17  | 0  | 0  | 0  | 0  | 19.0  | 23  | 13  | 11  | 0  | 0  | 4  | 14  | 6  | 6.6  | .303 |
| 2016                       | Rochester        | 4-1   | 3.52 | 10  | 0  | 0  | 0  | 0  | 15.1  | 15  | 6   | 6   | 0  | 1  | 3  | 11  | 5  | 6.5  | .273 |
|                            | MINNESOTA        | 0-2   | 3.15 | 54  | 0  | 0  | 0  | 17 | 54.1  | 59  | 22  | 19  | 5  | 2  | 8  | 35  | 0  | 5.8  | .276 |
| 2017                       | MINNESOTA        | 2-2   | 2.78 | 45  | 0  | 0  | 0  | 28 | 45.1  | 41  | 15  | 14  | 3  | 2  | 11 | 27  | 1  | 5.4  | .246 |
|                            | WASHINGTON       | 2-1   | 3.46 | 27  | 0  | 0  | 0  | 1  | 26.0  | 25  | 10  | 10  | 2  | 1  | 5  | 12  | 0  | 4.2  | .253 |
| Independent Lg. Totals     |                  | 20-11 | 3.93 | 63  | 38 | 1  | 0  | 1  | 270.1 | 306 | 139 | 118 | 19 | 9  | 73 | 160 | 11 | 5.3  | .286 |
| Minor League Totals        |                  | 16-12 | 2.94 | 181 | 7  | 0  | 0  | 35 | 251.1 | 238 | 97  | 82  | 11 | 8  | 60 | 225 | 22 | 8.1  | .251 |
| National League Totals     |                  | 12-10 | 3.39 | 199 | 0  | 0  | 0  | 1  | 207.0 | 207 | 86  | 78  | 19 | 2  | 56 | 146 | 5  | 6.4  | .266 |
| American League Totals     |                  | 2-4   | 2.98 | 99  | 0  | 0  | 0  | 45 | 99.2  | 100 | 37  | 33  | 8  | 4  | 19 | 62  | 1  | 5.6  | .262 |
| Major League Totals        |                  | 14-14 | 3.26 | 289 | 0  | 0  | 0  | 46 | 306.2 | 307 | 123 | 111 | 27 | 6  | 75 | 208 | 6  | 6.1  | .265 |



# TIM MELVILLE

**HEIGHT/WEIGHT:** 6-4/225

**BATS/THROWS:** R/R

**BORN:** 10/9/1989 in Alexandria, VA

**AGE:** 27

**ACQUIRED:** Signed as minor league free agent, 6/12/17



**RIGHT-HANDED PITCHER**

**PERSONAL:** Grew up in Wentzville, MO, where he attended Holt High School...as a junior in 2008, went 10-1, 0.89 ERA to help his team reach the Class 4A state finals...was named a first-team Rawlings Pre-Season All-American in 2008...named the Aflac National Player of the Year in 2007.

## 2017:

- ✦ Signed with Minnesota as a minor league free agent on June 12.
- ✦ Pitched 6.0-inning complete game July 1 at Lehigh Valley.
- ✦ Struck out 11 batters in 7.0 innings on July 28 at Toledo.
- ✦ Had his contract selected on August 21 for a spot start at Chicago-AL, allowing five runs in 3.1 innings in a 7-6 loss.
- ✦ Designated for release or assignment on August 23 and claimed by the San Diego Padres on August 26.

**2016:** Appeared in three games (2 starts) for Cincinnati, going 0-1, 11.00 ERA (9.0 IP, 11 ER)...spent the majority of the season on the disabled list.

**2015:** Spent the season with Triple-A Toledo (Detroit), going 7-10, 4.63 ERA (151.2 IP, 78 ER)...ranked tied for the International League lead with 27 starts while ranking seventh with 151.2 innings pitched and eighth with 102 strikeouts...following the season became a minor league free agent...in November was signed by the Reds to a minor league contract with an invitation to 2016 major league spring training.

**2014:** Spent the entire season with Double-A Northwest Arkansas, going 2-11, 5.50 ERA (129.1 IP, 79 ER) in 26 starts.

**2013:** Missed most of the season following October 2012 "Tommy John" surgery to repair the torn ulnar collateral ligament in his right elbow.

**2012:** Missed most of the season due to stints on the disabled list with a broken finger and a torn ulnar collateral ligament in his right elbow that required surgery in October.

**2011:** Spent the entire season with Single-A Wilmington, going 11-10 with a 4.32 ERA (135.1 IP, 65 ER)...ranked among the Carolina League leaders in wins (11, T2nd), strikeouts (108, T5th) and innings pitched (135.1, 6th)...threw a 7.0-inning no-hitter on July 29 vs Kinston.

**2010:** Spent the majority of the season with Single-A Wilmington, going 2-12 with a 4.97 ERA (112.1 IP, 62 ER) in 22 starts.

**2009:** Began his professional career with Single-A Burlington, going 7-7 with a 3.79 ERA (97.1 IP, 41 ER) in 21 starts.

**PROFESSIONAL:** Was selected by the Royals in the fourth round of the June 2008 first-year player draft; signed by Deric Ladnier.

## MELVILLE'S PITCHING RECORD

| YEAR                | CLUB               | W-L   | ERA   | G   | GS  | CG | SH | SV | IP    | H   | R   | ER  | HR | HB | BB  | SO  | WP | K/9  | BAA  |
|---------------------|--------------------|-------|-------|-----|-----|----|----|----|-------|-----|-----|-----|----|----|-----|-----|----|------|------|
| 2009                | Burlington         | 7-7   | 3.79  | 21  | 21  | 0  | 0  | 0  | 97.1  | 89  | 57  | 41  | 10 | 3  | 43  | 96  | 5  | 8.9  | --   |
| 2010                | Wilmington         | 2-12  | 4.97  | 22  | 22  | 0  | 0  | 0  | 112.1 | 101 | 72  | 62  | 10 | 6  | 54  | 90  | 10 | 7.2  | --   |
|                     | AZL Royals         | 0-1   | 3.86  | 2   | 2   | 0  | 0  | 0  | 4.2   | 4   | 2   | 2   | 0  | 1  | 2   | 6   | 0  | 11.6 | --   |
| 2011                | Wilmington         | 11-10 | 4.32  | 29  | 25  | 0  | 0  | 0  | 135.1 | 152 | 73  | 65  | 7  | 12 | 53  | 108 | 11 | 7.2  | --   |
| 2012                | Northwest Arkansas | 2-1   | 7.71  | 66  | 5   | 0  | 0  | 21 | 23.1  | 27  | 22  | 20  | 4  | 3  | 15  | 19  | 3  | 7.3  | --   |
|                     | Kane County        | 0-1   | 4.50  | 2   | 2   | 0  | 0  | 0  | 6.0   | 7   | 3   | 3   | 1  | 0  | 3   | 4   | 1  | 6.0  | --   |
|                     | AZL Royals         | 0-0   | 0.00  | 2   | 2   | 0  | 0  | 0  | 5.0   | 2   | 1   | 0   | 0  | 0  | 1   | 7   | 0  | 12.6 | --   |
| 2013                | Idaho Falls        | 0-1   | 10.13 | 3   | 3   | 0  | 0  | 0  | 2.2   | 4   | 6   | 13  | 1  | 1  | 4   | 4   | 2  | 13.5 | --   |
|                     | AZL Royals         | 0-0   | 0.00  | 1   | 1   | 0  | 0  | 0  | 1.0   | 0   | 0   | 0   | 0  | 0  | 0   | 1   | 0  | 9.0  | --   |
| 2014                | Northwest Arkansas | 2-11  | 5.50  | 26  | 26  | 0  | 0  | 0  | 129.1 | 144 | 92  | 79  | 14 | 2  | 68  | 105 | 7  | 7.3  | --   |
| 2015                | Toledo             | 7-10  | 4.63  | 27  | 27  | 1  | 0  | 0  | 151.2 | 141 | 89  | 78  | 14 | 7  | 68  | 102 | 4  | 6.1  | --   |
| 2016                | CINCINNATI         | 0-1   | 11.00 | 3   | 2   | 0  | 0  | 0  | 9.0   | 16  | 12  | 11  | 5  | 1  | 9   | 8   | 1  | 8.0  | .381 |
|                     | Louisville         | 1-1   | 4.32  | 6   | 0   | 0  | 0  | 0  | 8.1   | 10  | 7   | 4   | 1  | 0  | 5   | 7   | 1  | 7.6  | --   |
|                     | AZL Reds           | 0-1   | 8.10  | 3   | 3   | 0  | 0  | 0  | 3.1   | 5   | 4   | 3   | 0  | 0  | 0   | 2   | 0  | 5.4  | --   |
| 2017                | MINNESOTA          | 0-1   | 13.50 | 1   | 1   | 0  | 0  | 0  | 3.1   | 4   | 5   | 5   | 1  | 1  | 3   | 4   | 0  | 10.8 | .286 |
|                     | Rochester          | 4-3   | 2.70  | 11  | 10  | 1  | 0  | 0  | 66.2  | 48  | 21  | 20  | 5  | 5  | 23  | 64  | 2  | 8.6  | .199 |
|                     | El Paso            | 1-0   | 4.66  | 2   | 2   | 0  | 0  | 0  | 9.2   | 7   | 8   | 5   | 0  | 0  | 10  | 8   | 0  | 7.4  | .194 |
|                     | SAN DIEGO          | 0-0   | 7.71  | 2   | 0   | 0  | 0  | 0  | 2.1   | 3   | 3   | 2   | 0  | 0  | 3   | 3   | 0  | 11.6 | .333 |
| Minor League Totals |                    | 37-59 | 4.58  | 163 | 151 | 2  | 0  | 0  | 756.2 | 741 | 457 | 385 | 67 | 40 | 349 | 623 | 46 | 7.4  | .257 |
| Major League Totals |                    | 0-2   | 11.05 | 6   | 3   | 0  | 0  | 0  | 14.2  | 23  | 20  | 18  | 6  | 2  | 15  | 15  | 1  | 9.2  | .354 |





# DREW RUCINSKI

**HEIGHT/WEIGHT:** 6-2/190  
**BATS/THROWS:** R/R  
**BORN:** 12/30/88 in Neenah, WI  
**AGE:** 28  
**RESIDES:** Columbus, OH  
**ACQUIRED:** Signed as minor league free agent, 12/9/16



**RIGHT-HANDED PITCHER**

@DREWUCINSKI

**PERSONAL:** Drew James Rucinski (pronounced ruh-SIN-skee)...2007 graduate of Tulsa Union High School in Tulsa, OK where he won state championships during his sophomore and junior seasons...attended Ohio State University from 2008-11, where he went 5-3, 2.95 ERA (82.1 IP, 27 ER) as a senior in 2011...was teammates with right-handed pitcher Alex Wimmers from 2008-10, who was drafted by the Twins in June of 2010; teammates with outfielder J.B. Shuck in 2008.

## 2017:

- Was invited to Twins spring training and reassigned to minor league camp on March 26; reported to Triple-A Rochester.
- Appeared in six games (1 start) for the Red Wings and had contract selected by Minnesota on May 5 when RHP Kyle Gibson was optioned.
- Made one relief appearance for the Twins, allowing two runs on five hits in 3.1 innings; optioned back to Rochester May 10.
- Added as 26th man for doubleheader with Colorado on May 18, but did not pitch.
- Recalled again on May 29 and did not appear; optioned after game against Houston.
- Posted 11 consecutive scoreless appearances (18.1 IP) for Red Wings from June 2-July 15, earning mid-season All-Star honors.
- Designated for release or assignment on June 10 with the selection of LHP Nik Turley; cleared and reported back to Rochester.
- Released after the conclusion of Rochester's season on September 6.

**2016:** Started first season in Chicago-NL's organization after signing a minor league contract in November of 2015...spent entire season in Iowa Cubs starting rotation...placed on 7-day disabled list September 5 with a right calf strain...held left-handed batters to a .243 (63-for-259) average and right-handed hitters to a .342 (124-for-363) average...led Iowa in starts (28), innings pitched (155.0), strikeouts (116) and tied for second in wins (7)...declared free agency November 7 and signed a minor league contract with Minnesota December 9; Twins are his fourth different organization (Cleveland 2011, Los Angeles-AL 2013-15, Chicago-NL 2016).

**2015:** Spent majority of season with Triple-A Salt Lake (Los Angeles-AL), going 5-7, 5.69 ERA (112.1 IP, 71 ER) in 22 starts...recalled three times by Los Angeles-AL, going 0-2, 7.71 ERA (7.0 IP, 6 ER) in four games (1 start) for the Angels...made major league season debut with the Angels April 11 vs. Kansas City, pitching 2.0 scoreless innings with two strikeouts...combined to go 5-9, 5.81 ERA (119.1 IP, 77 ER) with 50 walks and 91 strikeouts in 26 games (23 starts) between Los Angeles-AL and Salt Lake.

**2014:** Began season with Double-A Arkansas (Los Angeles-AL)...named Texas League Player of the Week June 2-9, after pitching a complete game shutout vs. Northwest Arkansas, allowing just five hits with no walks and six strikeouts...named Texas League Midseason All-Star team...recalled by Los Angeles-AL in July and made his major league debut July 10 at Texas, allowing two runs in one inning...optioned two days later, but returned for a second stint with Angels September 19...finished second in Texas League in strikeouts (140), sixth in innings pitched (148.2) and tied for eighth in wins (10)...led Travelers in strikeouts, starts (26) and innings pitched...named to Los Angeles-AL's MiLB.com organizational All-Star team.

**2013:** Began second season with Rockford in the Independent Frontier League before signing as a minor league free agent with Los Angeles-AL in August...recorded a 2.88 ERA (100.0 IP, 32 ER) with 101 strikeouts in 15 starts with Rockford...made five starts with Single-A Inland Empire (Los Angeles-AL), going 2-2, 1.86 ERA (29.0 IP, 6 ER), with four walks and 21 strikeouts.

**2012:** Spent season in the Independent Frontier League with Rockford, going 7-4, 3.13 ERA (103.2 IP, 36 ER) in 22 games (15 starts)...ranked 12th in the Frontier League in strikeouts (91).

**2011:** Split first professional season between Single-A Mahoning Valley, Single-A Lake County and the Arizona League Indians (Cleveland)...combined to go 4-0, 2.92 ERA (37.0 IP, 12 ER) in 22 games.

**PROFESSIONAL:** Signed by Cleveland as undrafted free agent June 6, 2011; signed by scout Junie Melendez.

| RUCINSKI'S PITCHING RECORD |                 |       |       |     |    |    |     |   |       |     |     |     |    |    |     |     |    |      |      |  |
|----------------------------|-----------------|-------|-------|-----|----|----|-----|---|-------|-----|-----|-----|----|----|-----|-----|----|------|------|--|
| YEAR                       | CLUB            | W-L   | ERA   | G   | GS | CG | SHO | S | IP    | H   | R   | ER  | HR | HB | BB  | SO  | WP | K/9  | BAA  |  |
| 2011                       | Rockford (Ind.) | 0-1   | 31.50 | 1   | 1  | 0  | 0   | 0 | 2.0   | 9   | 7   | 7   | 0  | 1  | 1   | 0   | 4  | 0.0  | --   |  |
|                            | AZL Indians     | 1-0   | 4.32  | 5   | 0  | 0  | 0   | 0 | 8.1   | 8   | 4   | 4   | 0  | 0  | 2   | 10  | 2  | 10.8 | .250 |  |
|                            | Mahoning Valley | 2-0   | 2.84  | 15  | 0  | 0  | 0   | 0 | 25.1  | 27  | 9   | 8   | 3  | 5  | 5   | 30  | 0  | 10.7 | .284 |  |
|                            | Lake County     | 1-0   | 0.00  | 2   | 0  | 0  | 0   | 0 | 3.1   | 1   | 0   | 0   | 0  | 1  | 3   | 7   | 0  | 18.9 | .091 |  |
| 2012                       | Rockford (Ind.) | 7-4   | 3.13  | 22  | 15 | 1  | 0   | 1 | 103.2 | 96  | 42  | 36  | 9  | 5  | 26  | 91  | 8  | 7.9  | --   |  |
| 2013                       | Rockford (Ind.) | 4-6   | 2.88  | 15  | 15 | 2  | 0   | 0 | 100.0 | 86  | 43  | 32  | 4  | 6  | 27  | 101 | 5  | 9.1  | --   |  |
|                            | Inland Empire   | 2-2   | 1.86  | 5   | 5  | 0  | 0   | 0 | 29.0  | 29  | 11  | 6   | 0  | 1  | 4   | 21  | 0  | 6.5  | .266 |  |
| 2014                       | Arkansas        | 10-6  | 3.16  | 26  | 26 | 2  | 1   | 0 | 148.1 | 142 | 61  | 52  | 7  | 6  | 41  | 140 | 10 | 8.5  | .257 |  |
|                            | LOS ANGELES-AL  | 0-0   | 4.91  | 3   | 0  | 0  | 0   | 0 | 7.1   | 9   | 4   | 4   | 0  | 1  | 2   | 8   | 0  | 9.8  | .290 |  |
| 2015                       | Salt Lake       | 5-7   | 5.69  | 22  | 22 | 0  | 0   | 0 | 112.1 | 141 | 73  | 71  | 21 | 5  | 44  | 87  | 2  | 7.0  | .311 |  |
|                            | LOS ANGELES-AL  | 0-2   | 7.71  | 4   | 1  | 0  | 0   | 0 | 7.0   | 10  | 6   | 6   | 1  | 1  | 6   | 4   | 2  | 5.1  | .357 |  |
| 2016                       | Iowa            | 7-15  | 5.92  | 28  | 28 | 0  | 0   | 0 | 155.0 | 187 | 108 | 102 | 16 | 5  | 43  | 116 | 7  | 6.7  | .301 |  |
| 2017                       | Rochester       | 2-6   | 2.57  | 37  | 2  | 0  | 0   | 2 | 63.0  | 54  | 21  | 18  | 3  | 1  | 10  | 57  | 6  | 8.1  | .231 |  |
|                            | MINNESOTA       | 0-0   | 10.38 | 2   | 0  | 0  | 0   | 0 | 4.1   | 10  | 5   | 5   | 2  | 0  | 2   | 5   | 0  | 10.4 | .476 |  |
| Independent League Totals  |                 | 11-11 | 3.28  | 38  | 31 | 3  | 0   | 1 | 205.2 | 191 | 92  | 75  | 13 | 12 | 54  | 192 | 17 | 8.4  | --   |  |
| Minor League Totals        |                 | 30-36 | 4.31  | 140 | 83 | 2  | 1   | 2 | 545.0 | 589 | 287 | 261 | 50 | 24 | 152 | 468 | 27 | 7.7  | .279 |  |
| Major League Totals        |                 | 0-2   | 7.23  | 9   | 1  | 0  | 0   | 0 | 18.2  | 29  | 15  | 15  | 3  | 2  | 10  | 17  | 2  | 8.2  | .363 |  |



@DANNYSANTANA39

# DANNY SANTANA

**HEIGHT/WEIGHT:** 5-11/185

**BATS/THROWS:** S/R

**BORN:** 11/7/90 in Monte Plata, DR

**AGE:** 26

**RESIDES:** Monte Plata, DR

**ACQUIRED:** Signed as an international free agent, 12/6/07



OUTFIELDER / INFILDER

**PERSONAL:** Daniel Ernesto Santana...wife, Johanny...daughter, Jazlin Daniella (10/25/13)...signed as 17-year-old from Monte Plata, Dominican Republic...is the youngest of four children, two brothers, Deivi and Danilo, and one sister, Rossy.

**CAREER HIGHLIGHTS:** Named AL co-Player of the Week with Trevor Plouffe in August of 2014...2014 Bill Boni Award winner for Twins Most Outstanding Rookie...named ninth-best prospect in the Twins system by *Baseball America* entering 2013 and 2014...finished seventh in the 2014 AL Rookie of the Year voting.

## 2017:

- Made Twins Opening Day roster for third consecutive season.
- Designated for release or assignment on May 5, traded to Atlanta for RHP Kevin Chapman on May 8.

**2016:** Made Twins Opening Day roster for second consecutive season...placed on 15-day disabled list with a right hamstring strain April 9...played three games on rehab assignment with Single-A Ft. Myers and reinstated April 25...recorded season-high three hits four times: April 26 vs. Cleveland, April 27 vs. Cleveland, July 6 vs. Oakland and August 2 at Cleveland...placed on 15-day disabled list with a left hamstring strain May 30...played three games on rehab assignment with Triple-A Rochester and reinstated June 17...placed on 15-day disabled list for final time with a left shoulder AC joint sprain August 28...transferred to 60-day disabled list September 6 and did not play again...ranked third on the club in stolen bases (12)...hit .265 (49-for-185) with 12 extra-base hits as left-handed batter and .146 (7-for-48) with two extra-base hits as right-handed batter...played 40 games (39 starts) in centerfield, 17 games (15 starts) in leftfield, six games (5 starts) in rightfield, three games (2 starts) at shortstop, three games (no starts) at second base and one game (1 start) at third base.

**2015:** Made Twins Opening Day roster for first time in career and was Opening Day shortstop and leadoff hitter April 6 at Detroit...hit .218 (39-for-179) with seven doubles, three triples, 11 RBI and two walks in 49 games and was optioned to Triple-A Rochester June 7...set season-high with four hits for Red Wings June 10 vs. Indianapolis...hit .308 (20-for-65) with six doubles and three triples in 15 games for the Wings and was recalled June 26 when the Twins placed Byron Buxton on disabled list...hit .217 (15-for-69) in 24 games for the Twins and was optioned back to Rochester July 31 when the Twins acquired Kevin Jepsen...hit .322 (49-for-152) at Rochester, including an average of .403 (27-for-67) in his final 15 games and .577 (15-for-26) in his final six; recalled by Minnesota September 1 as part of September additions...used primarily as pinch-runner and pinch-hitter for Twins in September...hit .254 (105-for-413) with 20 doubles, nine triples, 36 RBI and 54 runs scored in 126 games between Rochester and Minnesota combined.

**2014:** Optioned to Triple-A Rochester from Twins spring training March 16...hit .351 (13-for-37) with three doubles, four RBI and eight runs scored in final nine games for Red Wings April 20-May 1...recalled from Triple-A Rochester May 3 as the Twins placed Aaron Hicks on the 7-day DL the previous day...made major league debut May 5 at Cleveland as pinch runner; later recorded first major league hit, singling off Cody Allen...recorded first career RBI May 7 vs. Cleveland; later in game hit first career double, off John Axford...was final batter in Twins walk-off win May 27 vs. Texas, hitting the ball back to Joakim Soria, who bobbled the ball and committed the error allowing Eduardo Nunez to score the winning run in the bottom of the ninth...hit first career leadoff home run June 9 at Toronto off R.A. Dickey...placed on the 15-day disabled list June 27 with a deep bone bruise in left knee, an injury suffered running the bases June 25 at Los Angeles-AL; returned from rehab assignment and reinstated from the DL July 18...hit second career leadoff home run July 31 at Kansas City off Yordano Ventura...recorded five-hit game August 3 at Chicago-AL, becoming the fourth rookie in club history with five hits in a game, the previous being Zoilo Versalles (May 27, 1961 at Washington), Rod Carew (May 8, 1967 vs. Washington) and Tim Lincecum (September 16, 1983 vs. Toronto)...was one of five rookies in baseball with a five-hit game on the season...recorded third four-hit game August 13 at Houston, his third leadoff four-hit game in just his 61st career game, the fastest for a leadoff hitter to three four-hit games since Ichiro Suzuki in his first 36 games of 2001; also fastest for a rookie in any spot in his order in his first 61 games since Buster Posey had three four-hit games in his first 55 games of 2010...his 78 hits through those 61 games were the most by a Twin in his first 61 games since Kirby Puckett had 85 in 1984...named AL co-Player of the Week with Trevor Plouffe for the period ending August 24th, the first of his career...led baseball in hits (14) and was tied for first in triples (2) and total bases (23); also tied for third in the league in runs scored (7) and was 10th in slugging percentage (.622)...recorded 41 hits in August; paired with Kennys Vargas' .38, totaling 79, it was the second most in Twins history for two rookies in one month, trailing only Bernie Allen (44) and Rich Rollins (40), who combined for 84 in August of 1962...hit .313 (41-for-131) with five doubles, four triples, three home runs, 14 RBI and 23 runs scored in 29 August games; tied with Victor Martinez (Detroit) for most hits in baseball during the month and third in runs scored...among all rookies in baseball in August, he ranked first in hits, tied for first in triples, second in runs scored, fifth in batting average, and tied for sixth in RBI...hit safely in 17 straight home games (with an at-bat) August 17-September 19, hitting .400 (32-for-80), the longest for a Twin since Marty Cordova in 1996...also the third-highest home hit-streak in baseball for the season (Denard Span, WAS - 22 and Michael Brantley, CLE - 19)...hit .337 (31-for-92) with 10 doubles in 23 September games; 10 doubles led all rookies in baseball for the month and his batting average ranked second...led all rookies in baseball post-All-Star break in runs scored (51), hits (85), doubles (17), second in triples (7), third in batting average (.314), and tied for fifth in RBI (24)...recorded eight bunt hits, fourth

most in the AL and tied for seventh most in baseball...finished tied for third on Twins all-time rookie list in triples (7), tied for fourth in doubles (27) and tied for sixth in stolen bases (20)...129 hits were most for Twins rookie since 2001 (Luis Rivas - 150), 27 doubles most since 1995 (Marty Cordova - 27), 44 extra-base hits most since 1995 (Cordova - 55), seven triples most since 1979 (John Castino - 8) and 38 multi-hit games tied for most since 2001 (Rivas - 38)...hit .412 (54-for-131) in day games, the best in Twins history, best in baseball and highest since Barry Bonds hit .475 in day games in 2004...hit .301 (37-for-123) against left-handed pitching and .326 (92-for-282) off right-handed pitching...hit .307 (61-for-199) at home and .330 (68-for-206) on the road, the highest among all rookies in baseball...hit .333 (32-for-96) with runners in scoring position and .317 (13-for-41) with RISP and two outs...played 69 games in centerfield (62 starts) and 34 games at shortstop (31 starts); committed four errors in center and two at short...given the Bill Boni Award for Twins Most Outstanding Rookie voted on by the Twin Cities Chapter of the BBWAA.

**2013:** Participated in his first Twins major league spring training; optioned March 11...spent season with Double-A New Britain...named Twins minor league Player of the Week August 23, hitting .429 (12-for-28) with one double, one home run, five RBI and four runs scored in seven games...played 125 games at shortstop, committing 32 errors...ranked third in the Eastern League and second among all Twins minor leaguers in stolen bases (30)...tied for second among Twins minor leaguers in triples (10)...hit .323 (51-for-158) with 14 extra-base hits off left-handed pitching and .286 (109-for-381) with 20 extra-base hits off right-handers...named Eastern League Postseason All-Star...named utility player on MiLB.com Twins organizational All-Star team...named ninth best prospect and best defensive infielder in the Twins system by *Baseball America* entering 2014.

**2012:** Spent season with Single-A Ft. Myers, hitting .556 (10-for-18) in first four games...named Twins minor league Player of the Week May 11, batting .414 (12-for-29) with one double, one home run, three RBI and eight runs scored in five games...named Florida State League All-Star Game selection...ranked third in the Twins entire organization in triples (9), fifth in hits (145), tied for eighth in stolen bases (17), and 10th in runs scored (70)...played 85 games at shortstop, 32 games at second base and two games in the outfield, committing 26 errors, which ranked third in the Twins organization...named shortstop on the MiLB.com Twins organizational All-Star team...ranked ninth best prospect in the Twins organization by *Baseball America* entering the 2013 season...added to Twins 40-man roster in November.

**2011:** Spent entire season with Single-A Beloit...led the Twins organization in errors, committing 28.

**2010:** Split season between Rookie Elizabethton and Single-A Beloit...named 20th best prospect in the Twins organization by *Baseball America* entering 2011.

**2009:** Spent entire season with GCL Twins...named Twins minor league Player of the Week August 8, batting .429 (9-for-21) with seven runs, 11 RBI, two home runs and one double in five games...led team in at-bats (70), runs (30), RBI (25) and stolen bases (12)...ranked 25th best prospect in Twins organization by *Baseball America* entering 2010 season.

**2008:** Spent first season with DSL Twins and led team and was second in DSL in triples (10).

**PROFESSIONAL:** Signed by Twins as undrafted free agent December 6, 2007; signed by scout Fred Guerrero.

|                        |              | SANTANA'S PLAYING RECORD |     |      |     |     |     |    |    |     |    |    |    |     |     |     |    |      |       |  |
|------------------------|--------------|--------------------------|-----|------|-----|-----|-----|----|----|-----|----|----|----|-----|-----|-----|----|------|-------|--|
| YEAR                   | CLUB         | AVG                      | G   | AB   | R   | H   | 2B  | 3B | HR | RBI | SH | SF | HB | BB  | SO  | SB  | CS | OBP  | OPS   |  |
| 2008                   | DSL Twins    | .274                     | 51  | 190  | 37  | 52  | 6   | 10 | 1  | 27  | 3  | 4  | 2  | 20  | 38  | 15  | 4  | .343 | .769  |  |
| 2009                   | GCL Twins    | .265                     | 44  | 170  | 30  | 45  | 7   | 5  | 3  | 25  | 3  | 2  | 2  | 8   | 27  | 12  | 1  | .302 | .720  |  |
| 2010                   | Elizabethton | .264                     | 30  | 140  | 23  | 37  | 8   | 1  | 4  | 16  | 0  | 0  | 1  | 3   | 30  | 5   | 4  | .285 | .706  |  |
|                        | Beloit       | .238                     | 40  | 130  | 14  | 31  | 4   | 3  | 0  | 11  | 2  | 2  | 3  | 7   | 40  | 10  | 4  | .289 | .604  |  |
| 2011                   | Beloit       | .247                     | 104 | 365  | 55  | 90  | 15  | 5  | 7  | 41  | 10 | 5  | 4  | 25  | 98  | 24  | 15 | .298 | .671  |  |
| 2012                   | Ft. Myers    | .286                     | 121 | 507  | 70  | 145 | 21  | 9  | 8  | 60  | 3  | 3  | 5  | 29  | 77  | 17  | 11 | .329 | .739  |  |
| 2013                   | New Britain  | .297                     | 131 | 539  | 66  | 160 | 22  | 10 | 2  | 45  | 11 | 5  | 8  | 24  | 94  | 30  | 13 | .333 | .719  |  |
| 2014                   | Rochester    | .268                     | 24  | 97   | 15  | 26  | 7   | 2  | 0  | 7   | 2  | 0  | 0  | 6   | 28  | 4   | 1  | .311 | .692  |  |
|                        | Ft. Myers    | .000                     | 3   | 11   | 0   | 0   | 0   | 0  | 0  | 0   | 0  | 0  | 0  | 1   | 3   | 1   | 0  | .083 | .083  |  |
|                        | MINNESOTA    | .319                     | 101 | 405  | 70  | 129 | 27  | 7  | 7  | 40  | 2  | 1  | 3  | 19  | 98  | 20  | 4  | .353 | .824  |  |
|                        | MINNESOTA    | .215                     | 91  | 261  | 30  | 56  | 10  | 5  | 0  | 21  | 7  | 0  | 3  | 6   | 68  | 8   | 4  | .241 | .532  |  |
| 2015                   | Rochester    | .322                     | 35  | 152  | 24  | 49  | 10  | 4  | 3  | 15  | 1  | 2  | 0  | 7   | 25  | 6   | 3  | .348 | .848  |  |
|                        | MINNESOTA    | .215                     | 91  | 261  | 30  | 56  | 10  | 5  | 0  | 21  | 7  | 0  | 3  | 6   | 68  | 8   | 4  | .241 | .532  |  |
|                        | MINNESOTA    | .240                     | 75  | 233  | 29  | 56  | 10  | 2  | 2  | 14  | 1  | 1  | 1  | 12  | 55  | 12  | 9  | .279 | .606  |  |
| 2016                   | Rochester    | .364                     | 3   | 11   | 3   | 4   | 0   | 0  | 0  | 0   | 0  | 0  | 0  | 0   | 2   | 1   | 0  | .364 | .727  |  |
|                        | Ft. Myers    | .200                     | 3   | 10   | 2   | 2   | 0   | 0  | 1  | 1   | 0  | 0  | 0  | 0   | 2   | 1   | 0  | .200 | .700  |  |
|                        | MINNESOTA    | .240                     | 75  | 233  | 29  | 56  | 10  | 2  | 2  | 14  | 1  | 1  | 1  | 12  | 55  | 12  | 9  | .279 | .606  |  |
| 2017                   | MINNESOTA    | .200                     | 13  | 25   | 3   | 5   | 1   | 0  | 1  | 1   | 0  | 0  | 0  | 1   | 8   | 1   | 0  | .231 | .591  |  |
|                        | ATLANTA      | .161                     | 27  | 56   | 5   | 9   | 2   | 1  | 1  | 5   | 1  | 0  | 0  | 1   | 12  | 2   | 0  | .175 | .461  |  |
|                        | Gwinnett     | .500                     | 5   | 18   | 4   | 9   | 1   | 0  | 0  | 4   | 0  | 0  | 0  | 1   | 3   | 2   | 0  | .526 | 1.082 |  |
| Minor League Totals    |              | .278                     | 594 | 2340 | 343 | 650 | 101 | 49 | 29 | 252 | 35 | 23 | 25 | 131 | 467 | 128 | 56 | .320 | .720  |  |
| National League Totals |              | .161                     | 27  | 56   | 5   | 9   | 2   | 1  | 1  | 5   | 1  | 0  | 0  | 1   | 12  | 2   | 0  | .175 | .461  |  |
| American League Totals |              | .263                     | 322 | 1011 | 143 | 266 | 55  | 15 | 12 | 93  | 10 | 2  | 8  | 44  | 250 | 45  | 17 | .299 | .681  |  |
| Major League Totals    |              | .258                     | 349 | 1067 | 148 | 275 | 57  | 16 | 13 | 98  | 11 | 2  | 9  | 45  | 262 | 47  | 17 | .292 | .670  |  |



# NICK TEPESCH

**HEIGHT/WEIGHT:** 6-4/240  
**BATS/THROWS:** R/R  
**BORN:** 10/12/88 in Kansas City, MO  
**AGE:** 28  
**RESIDES:** Blue Springs, MO  
**ACQUIRED:** Signed as minor league free agent, 1/10/17  
**M.L. SERVICE:** 2 years, 140 days



## RIGHT-HANDED PITCHER

**PERSONAL:** Nicholas James Tepesch...wife, Brittany (Gholson)...2007 graduate of Blue Springs (MO) High School...was both Gatorade and Louisville Slugger Player of the Year for Missouri as a senior in 2007, when he went 9-0 with a 1.50 ERA and 79 strikeouts in leading his school to the Class 5 State Championship...also hit .410 with seven home runs and 30 RBI his senior year, when he was named the Area Player of the Year by the Kansas City Star and Eastern Jackson County Examiner...selected to the All-State first team and earned All-Conference and all-metro first team recognition as a senior...had baseball number 23 retired by Blue Springs High School at halftime ceremony of football game October 26, 2013...attended University of Missouri from 2008-10, going 6-6, 4.20 ERA (98.2 IP, 46 ER) two complete games, and one shutout in 15 starts for Missouri as a junior; led Tigers in strikeouts...was an academic All-Big 12 conference selection in both 2009 and 2010, majoring in agriculture.

### 2017:

- Signed to a minor league contract with an invitation to spring training on January 11.
- Began season with Triple-A Rochester before having his contract selected by the Twins on April 24.
- Released on June 7, signed to a minor league contract on June 13.
- Traded to Toronto in exchange for cash on July 24.

**2016:** Pitched for four different organizations (Texas, Los Angeles-NL, Oakland and Kansas City)...began season in Texas organization on minor league contract and spring training invite, appearing in five spring training games (2 starts)...made 11 starts for Triple-A Round Rock (Texas), going 4-2, 4.11 ERA (65.2 IP, 30 ER) and was released June 4...signed by Los Angeles-NL June 6 and reported to Triple-A Oklahoma City...made three starts for the OKC Dodgers before having contract selected June 24 by Los Angeles-NL...made one appearance for the Dodgers in a start June 24 at Pittsburgh, allowing five runs on seven hits in 4.0 innings pitched and was dealt the loss; marked his first major league appearance since 2014...designated for release or assignment June 25; claimed off waivers by Oakland June 27 and reported to Triple-A Nashville...made three starts for the Sounds and designated again July 15; claimed off waivers by Kansas City July 18; assigned to Triple-A Omaha...pitched five games (2 starts) for Storm Chasers...spent most of time in KC organization on 15-day disabled list August 12-26 with right shoulder tendinitis...combined to go 8-4, 4.34 ERA (116.0 IP, 51 ER) with 28 walks and 62 strikeouts in 22 games (19 starts) between all four minor league stops.

**2015:** Made five appearances (3 starts) for Texas in spring training before being optioned to Triple-A Round Rock March 30...placed on the Round Rock disabled list April 9 with right elbow inflammation, an injury which would eventually place him on the Rangers 15-day disabled list April 21 (retro to 3/30), when his option was voided...missed entire season due to injury and surgery to correct Thoracic Outlet Syndrome...transferred to 60-day disabled list April 27 and had surgery to correct Thoracic Outlet Syndrome on his right side performed by Dr. Greg Pearl August 19 in Dallas.

**2014:** Began season with Triple-A Round Rock (Texas)...went 6-1, 1.58 ERA (45.2 IP, 8 ER) in seven starts with Round Rock to begin the season...recalled by Texas twice during the season...finished second on Rangers staff leaders in quality starts (11), tied for third in wins (5) and starts (22), and fourth in innings pitched (126.0)...led baseball in strikeouts-per-9.0 innings pitched among pitchers with at least 125.0 innings...his run support average (2.79) ranked lowest among AL starters (minimum 20 starts), and second-lowest in baseball, trailing only Nathan Eovaldi (2.70).

**2013:** Began season with Triple-A Round Rock (Texas)...made one start for the Chasers before having contract purchased by Texas April 9 and made major league debut in a start that night vs. Tampa Bay, allowing one run on four hits in 7.1 innings pitched, earning the win...placed on 15-day disabled list July 6 with right elbow inflammation; reinstated August 31...finished fourth on staff in strikeouts (76), fifth in innings (93.0), and tied for fifth in starts (17)...ranked fourth among AL rookies in ERA (4.84), fourth in innings pitched (93.0), tied for fourth in starts (17), fifth in opponent batting average (.272) and tied for seventh in strikeouts (76).

**2012:** Split the season between Single-A Myrtle Beach and Double-A Frisco (Texas)...pitched 7.1 hitless innings and combined with Jimmy Reyes for first ever 9.0-inning no-hitter in Myrtle Beach history May 19 at Wilmington...promoted to Frisco June 14 and led the staff in wins (6) from June 20-end of season...named Texas League Pitcher of the Week for August 19, facing just one batter over the minimum of 21 in 7.0 shutout innings pitched August 17 vs. Tulsa...combined to go 11-6, 3.67 ERA (162.0 IP, 66 ER) with 44 walks and 127 strikeouts in 28 games (26 starts) between Myrtle Beach and Frisco...ranked 19th best prospect, best slider and best control in Texas' organization by *Baseball America*, entering 2013.



**2011:** Spent first professional season with Single-A Hickory (Texas)...tied for South Atlantic League lead in complete games (2)...named SAL Pitcher of the Week June 12, pitching 7.0 shutout innings with 10 strikeouts June 7 vs. Lakewood...earned Rangers Minor League Pitcher of the Month honors for June.

**PROFESSIONAL:** Selected by Texas in 14th round of 2010 First-Year Player Draft; signed by scout Dustin Smith...originally selected by Boston in 28th round of 2007 First-Year Player Draft.

| TEPESCH'S PITCHING RECORD |                |       |       |     |    |    |    |    |       |     |     |     |    |    |     |     |    |      |      |  |
|---------------------------|----------------|-------|-------|-----|----|----|----|----|-------|-----|-----|-----|----|----|-----|-----|----|------|------|--|
| YEAR                      | CLUB           | W-L   | ERA   | G   | GS | CG | SH | SV | IP    | H   | R   | ER  | HR | HB | BB  | SO  | WP | K/9  | BAA  |  |
| 2011                      | Hickory        | 7-5   | 4.03  | 29  | 23 | 2  | 0  | 0  | 138.1 | 147 | 70  | 62  | 14 | 13 | 33  | 118 | 1  | 7.7  | .279 |  |
| 2012                      | Myrtle Beach   | 5-3   | 2.89  | 12  | 12 | 1  | 1  | 0  | 71.2  | 68  | 27  | 23  | 3  | 7  | 18  | 59  | 3  | 7.4  | .253 |  |
|                           | Frisco         | 6-3   | 4.28  | 16  | 14 | 0  | 0  | 0  | 90.1  | 97  | 47  | 43  | 10 | 3  | 26  | 68  | 3  | 6.8  | .280 |  |
| 2013                      | Frisco         | 0-0   | 1.50  | 2   | 2  | 0  | 0  | 0  | 6.0   | 7   | 1   | 1   | 0  | 0  | 2   | 3   | 0  | 4.5  | .280 |  |
|                           | Round Rock     | 1-0   | 0.00  | 1   | 1  | 0  | 0  | 0  | 5.0   | 5   | 1   | 0   | 0  | 0  | 0   | 5   | 0  | 9.0  | .250 |  |
|                           | TEXAS          | 4-6   | 4.84  | 19  | 17 | 0  | 0  | 0  | 93.0  | 100 | 53  | 50  | 12 | 7  | 27  | 76  | 0  | 7.4  | .272 |  |
| 2014                      | Round Rock     | 6-1   | 1.58  | 7   | 7  | 1  | 1  | 0  | 45.2  | 36  | 8   | 8   | 1  | 2  | 9   | 41  | 2  | 8.1  | .218 |  |
|                           | TEXAS          | 5-11  | 4.36  | 23  | 22 | 0  | 0  | 0  | 126.0 | 128 | 66  | 61  | 15 | 7  | 44  | 56  | 1  | 4.0  | .267 |  |
| 2016                      | Round Rock     | 4-2   | 4.11  | 11  | 11 | 0  | 0  | 0  | 65.2  | 75  | 33  | 30  | 5  | 4  | 11  | 31  | 0  | 4.2  | .286 |  |
|                           | Oklahoma City  | 3-0   | 2.00  | 3   | 3  | 0  | 0  | 0  | 18.0  | 17  | 5   | 4   | 1  | 1  | 3   | 17  | 0  | 8.5  | .254 |  |
|                           | Nashville      | 1-1   | 5.51  | 3   | 3  | 0  | 0  | 0  | 16.1  | 18  | 11  | 10  | 1  | 2  | 7   | 6   | 1  | 3.3  | .277 |  |
|                           | Omaha          | 0-1   | 3.94  | 5   | 2  | 0  | 0  | 0  | 16.0  | 11  | 7   | 7   | 0  | 0  | 7   | 8   | 2  | 4.5  | .204 |  |
|                           | LOS ANGELES-NL | 0-1   | 11.25 | 1   | 1  | 0  | 0  | 0  | 4.0   | 7   | 5   | 5   | 1  | 0  | 0   | 3   | 0  | 6.8  | .368 |  |
| 2017                      | MINNESOTA      | 0-1   | 5.40  | 1   | 1  | 0  | 0  | 0  | 1.2   | 5   | 7   | 1   | 1  | 0  | 2   | 2   | 0  | 10.8 | .455 |  |
|                           | Rochester      | 1-3   | 5.59  | 6   | 5  | 0  | 0  | 0  | 29.0  | 36  | 24  | 18  | 6  | 1  | 9   | 27  | 0  | 8.4  | .303 |  |
|                           | GCL Twins      | 0-1   | 11.25 | 3   | 3  | 0  | 0  | 0  | 8.0   | 11  | 10  | 10  | 0  | 2  | 3   | 6   | 1  | 6.8  | .324 |  |
|                           | TORONTO        | 1-1   | 5.14  | 3   | 3  | 0  | 0  | 0  | 14.0  | 17  | 8   | 8   | 5  | 3  | 7   | 7   | 0  | 4.5  | .304 |  |
|                           | Buffalo        | 2-0   | 2.00  | 4   | 3  | 0  | 0  | 0  | 18.0  | 14  | 4   | 4   | 1  | 2  | 1   | 14  | 0  | 7.0  | .212 |  |
| Minor League Totals       |                | 36-20 | 3.75  | 102 | 89 | 4  | 2  | 0  | 528.0 | 542 | 248 | 220 | 42 | 37 | 129 | 403 | 13 | 6.9  | .268 |  |
| Major League Totals       |                | 10-20 | 4.71  | 47  | 44 | 0  | 0  | 0  | 238.2 | 257 | 139 | 125 | 34 | 17 | 80  | 144 | 1  | 5.4  | .271 |  |



# JASON WHEELER

**HEIGHT/WEIGHT:** 6-6/255  
**BATS/THROWS:** L/L  
**BORN:** 10/27/1990 in Torrance, CA  
**AGE:** 26  
**RESIDES:** Torrance, CA  
**ACQUIRED:** 8th round, 2011 First-Year Draft



**LEFT-HANDED PITCHER**

**PERSONAL:** Jason MacDonald Wheeler...2008 graduate of Torrance (CA) High School, playing baseball and basketball...named All-Area, All-League and All-CIF as senior in baseball...named Torrance High School Athlete of the Year as senior...named Most Outstanding Player in the Pioneer League as senior in basketball...attended Loyola Marymount University from 2009-11, going 7-8, 5.05 ERA (148.0 IP, 83 ER) with 52 walks and 96 strikeouts in 43 games (17 starts)...older brother Ryan, who was a teammate at LMU in 2009, played 2014 in Colorado and Los Angeles-AL's organizations.

## 2017:

- Began season with Triple-A Rochester...contract selected by the Twins on May 29, making two relief appearances against Houston on May 30 and May 31...in major league debut, allowed two runs (one earned) in 2.0 innings in a 7-2 loss.
- Designated for assignment on June 1 and traded to the Dodgers for cash on June 3.

**2016:** Split the season between Double-A Chattanooga and Triple-A Rochester...combined to go 12-7, 3.30 ERA (169.1 IP, 62 ER) in 28 starts between the two clubs...began season with Chattanooga but was transferred to Rochester on April 27...named International League Mid-Season All-Star...led team in starts, wins and innings pitched...finished fifth in International League in ERA and tied for league lead in wins.

**2015:** Split the season between Double-A Chattanooga and Triple-A Rochester...combined to go 5-10, 5.43 ERA (137.2 IP, 83 ER) in 25 starts between the two clubs...named the Southern League Championship MVP after going 1-0, 1.06 ERA (17.0 IP, 2 ER) in three appearances (2 starts) for the Lookouts in the Southern League playoffs.

**2014:** Started season at Single-A Ft. Myers...promoted to Double-A New Britain June 19...promoted to Triple-A Rochester July 25 and made one start...combined to go 11-9, 2.67 ERA (158.1 IP, 47 ER) with 37 walks and 115 strikeouts in 26 starts between all three levels combined...led Twins minor leaguers in innings pitched...added to Twins 40-man roster November 20.

**2013:** Spent entire season with Single-A Ft. Myers...had second career 10-strikeout game August 12 at Jupiter (7.0 IP)...led the Miracle in starts (27), innings pitched (143.1) and strikeouts (91)...tied for first in Florida State League in starts and fourth in innings pitched.

**2012:** Spent entire first professional season with Single-A Beloit...named Midwest League Player of the Week on April 7...named Twins minor league Player of the Week on June 1...named Midwest League midseason All-Star...named LHP on Twins MiLB.com organizational All-Star team.

**AMATEUR CAREER:** Named the Northwoods League Pitcher of the Year for St. Cloud in 2010...went 8-1 for the River Bats with a league-leading 1.35 ERA; had a league-high 74 strikeouts and struck out 10 or more batters twice that summer...named Northwoods League Pitcher of the Year.

**PROFESSIONAL:** Selected by the Twins in the eighth round of the 2011 First-Year Player Draft; signed by scout Mike Eaglin.

## WHEELER'S PITCHING RECORD

| YEAR                | CLUB          | W-L   | ERA   | G   | GS  | CG | SH | SV | IP    | H   | R   | ER  | HR | HB | BB  | SO  | WP | BK | BAA  |
|---------------------|---------------|-------|-------|-----|-----|----|----|----|-------|-----|-----|-----|----|----|-----|-----|----|----|------|
| 2012                | Beloit        | 14-6  | 3.45  | 27  | 27  | 0  | 0  | 0  | 156.2 | 170 | 75  | 60  | 12 | 6  | 43  | 115 | 6  | 0  | .281 |
| 2013                | Ft. Myers     | 9-4   | 3.70  | 26  | 26  | 0  | 0  | 0  | 143.1 | 156 | 72  | 59  | 16 | 10 | 58  | 91  | 5  | 0  | .284 |
| 2014                | Ft. Myers     | 6-5   | 2.51  | 13  | 13  | 1  | 1  | 0  | 79.0  | 77  | 31  | 22  | 2  | 1  | 19  | 57  | 2  | 0  | .253 |
|                     | New Britain   | 5-4   | 2.78  | 12  | 12  | 1  | 0  | 0  | 74.1  | 69  | 23  | 23  | 9  | 4  | 16  | 55  | 1  | 1  | .242 |
|                     | Rochester     | 0-0   | 3.60  | 1   | 1   | 0  | 0  | 0  | 5.0   | 5   | 2   | 2   | 0  | 0  | 2   | 3   | 0  | 0  | .263 |
| 2015                | Chattanooga   | 4-3   | 3.92  | 10  | 10  | 0  | 0  | 0  | 59.2  | 58  | 28  | 26  | 7  | 3  | 16  | 50  | 2  | 0  | .220 |
|                     | Rochester     | 1-7   | 6.58  | 15  | 15  | 1  | 0  | 0  | 78.0  | 104 | 69  | 57  | 11 | 5  | 24  | 40  | 2  | 0  | .324 |
| 2016                | Chattanooga   | 1-1   | 1.88  | 4   | 4   | 0  | 0  | 0  | 24.0  | 20  | 9   | 5   | 0  | 1  | 3   | 22  | 2  | 0  | .220 |
|                     | Rochester     | 11-6  | 3.53  | 24  | 24  | 1  | 0  | 0  | 145.1 | 137 | 60  | 57  | 13 | 3  | 37  | 113 | 5  | 0  | .245 |
| 2017                | MINNESOTA     | 0-0   | 9.00  | 2   | 0   | 0  | 0  | 0  | 3.0   | 6   | 5   | 3   | 1  | 0  | 4   | 0   | 0  | 0  | .429 |
|                     | Rochester     | 4-1   | 4.50  | 8   | 7   | 0  | 0  | 0  | 44.0  | 47  | 25  | 22  | 5  | 0  | 10  | 37  | 1  | 0  | .272 |
|                     | Oklahoma City | 0-1   | 10.38 | 3   | 1   | 0  | 0  | 0  | 8.2   | 16  | 11  | 10  | 1  | 0  | 2   | 3   | 0  | 0  | .400 |
|                     | Tulsa         | 0-0   | 0.00  | 1   | 0   | 0  | 0  | 0  | 1.0   | 0   | 0   | 0   | 0  | 0  | 0   | 0   | 0  | 0  | .000 |
|                     | Norfolk       | 1-2   | 3.07  | 13  | 6   | 0  | 0  | 1  | 41.0  | 37  | 15  | 14  | 5  | 2  | 11  | 33  | 0  | 0  | .240 |
| Minor League Totals |               | 56-40 | 3.74  | 157 | 146 | 4  | 1  | 1  | 859.2 | 896 | 420 | 357 | 81 | 35 | 241 | 619 | 26 | 1  | .269 |
| Major League Totals |               | 0-0   | 9.00  | 2   | 0   | 0  | 0  | 0  | 3.0   | 6   | 5   | 3   | 1  | 0  | 4   | 0   | 0  | 0  | .429 |



# ADAM WILK

**HEIGHT/WEIGHT:** 6-2/195  
**BATS/THROWS:** L/L  
**BORN:** 12/9/1987 in Anaheim, CA  
**AGE:** 29  
**RESIDES:** Buena Park, CA  
**ACQUIRED:** Claimed off waivers from NYM, 5/10/17  
**M.L. SERVICE:** 56 days



## LEFT-HANDED PITCHER

**PERSONAL:** Adam Robert Wilk...graduated from Cypress (CA) High School, where he was a two-time all-league and all-county pick...went 13-1 with a 1.17 ERA and 118 strikeouts as a senior...produced a .410 average for his high school career...attended Long Beach State, where he earned second-team All-Big West Conference honors as a starter during his junior season...was 10-4 with a 3.04 ERA in 52 games (16 starts) in three seasons.

### 2017:

- ☛ Signed by New York-NL to a minor league contract with an invitation to spring training...assigned to Triple-A Las Vegas...recalled by the Mets on May 7, making one relief appearance against Miami while allowing six runs (five earned) in 3.2 innings to take the loss in a 7-0 defeat.
- ☛ Designated for assignment by the Mets on May 8 and claimed off waivers by Minnesota on May 10...made two relief appearances before being designated and outrighted on May 27...contract selected for a spot start on June 17, taking the loss in a 9-3 defeat against Cleveland with six runs in 3.1 innings.
- ☛ Designated for assignment by the Twins on June 18 and released on June 22.

**2016:** Placed on the DL June 27 and did not pitch the remainder of the year after undergoing right hip labrum repair surgery.

**2015:** Made only MLB appearance with 2.0 innings of relief April 15 at Texas...made 25 starts for Triple-A Salt Lake of the Pacific Coast League.

**2014:** Led Triple-A Indianapolis in starts and innings pitched...his 14 losses were the most in the league.

**2013:** Pitched for the NC Dinos of the Korean Baseball Organization.

**2012:** Made three April starts for Detroit...his first start came April 14 at Chicago-AL...lost all three starts...spent the majority of the season with Triple-A Toledo of the International League...ranked fourth in the IL with his 2.77 ERA (149.2 IP, 46 ER).

**2011:** Had five total appearances across three different stints in the major leagues with Detroit...made his major league debut May 26 vs. Boston...allowed one run on two hits in 3.2 innings of work out of the bullpen.

**2010:** Named the Tigers minor league Pitcher of the Year after going a combined 11-5 with a 2.74 ERA (167.1 IP, 51 ER)...was a Florida State League Postseason All-Star selection for his work with Single-A Lakeland...promoted to Double-A Erie August 24.

**2009:** Began professional career with Single-A Oneonta.

**PROFESSIONAL:** Drafted by Detroit in the 11th round of the 2009 Draft out of Long Beach State University.

### WILK'S PITCHING RECORD

| YEAR                | CLUB                | W-L   | ERA   | G   | GS  | CG | SH | SV | IP    | H   | R   | ER  | HR | HB | BB  | SO  | WP | K/9 | BAA  |
|---------------------|---------------------|-------|-------|-----|-----|----|----|----|-------|-----|-----|-----|----|----|-----|-----|----|-----|------|
| 2009                | Oneonta             | 2-0   | 1.45  | 7   | 7   | 1  | 1  | 0  | 37.1  | 23  | 7   | 6   | 0  | 1  | 5   | 34  | 0  | 8.2 | .173 |
|                     | West Michigan       | 2-1   | 1.49  | 7   | 7   | 0  | 0  | 0  | 36.1  | 30  | 7   | 6   | 2  | 1  | 2   | 33  | 1  | 8.2 | .222 |
| 2010                | Lakeland            | 9-5   | 3.01  | 24  | 24  | 1  | 0  | 0  | 143.2 | 139 | 58  | 48  | 8  | 4  | 19  | 100 | 5  | 6.3 | .250 |
|                     | Erie                | 2-0   | 1.14  | 3   | 3   | 0  | 0  | 0  | 23.2  | 10  | 3   | 3   | 1  | 1  | 5   | 14  | 0  | 5.3 | .128 |
| 2011                | DETROIT             | 0-0   | 5.40  | 5   | 0   | 0  | 0  | 0  | 13.1  | 14  | 10  | 8   | 3  | 0  | 3   | 10  | 0  | 6.8 | .259 |
|                     | Toledo              | 8-6   | 3.24  | 18  | 18  | 0  | 0  | 0  | 102.2 | 105 | 45  | 37  | 15 | 3  | 14  | 76  | 3  | 6.7 | .262 |
| 2012                | DETROIT             | 0-3   | 8.18  | 3   | 3   | 0  | 0  | 0  | 11.0  | 21  | 11  | 10  | 4  | 0  | 3   | 7   | 0  | 5.7 | .412 |
|                     | Toledo              | 7-11  | 2.77  | 24  | 24  | 3  | 0  | 0  | 149.2 | 123 | 61  | 46  | 13 | 0  | 28  | 128 | 2  | 7.7 | .221 |
| 2013                | NC Dinos (KBO)      | 4-8   | 4.12  | 17  | 16  | 0  | 0  | 0  | 91.2  | 93  | 48  | 42  | 12 | 1  | 27  | 70  | 4  | 6.9 | --   |
| 2014                | Indianapolis        | 7-14  | 4.72  | 28  | 24  | 1  | 1  | 1  | 146.2 | 166 | 94  | 77  | 18 | 2  | 44  | 106 | 2  | 6.5 | .291 |
| 2015                | LOS ANGELES-AL      | 0-0   | 4.50  | 1   | 0   | 0  | 0  | 0  | 2.0   | 2   | 1   | 1   | 1  | 1  | 1   | 2   | 0  | 9.0 | .250 |
|                     | Salt Lake           | 7-11  | 5.59  | 27  | 25  | 1  | 0  | 0  | 145.0 | 189 | 106 | 90  | 16 | 2  | 40  | 105 | 6  | 6.5 | .313 |
| 2016                | Durham              | 2-8   | 3.61  | 15  | 15  | 0  | 0  | 0  | 87.1  | 85  | 45  | 35  | 9  | 2  | 13  | 75  | 4  | 7.7 | .259 |
| 2017                | NEW YORK-NL         | 0-1   | 12.27 | 1   | 1   | 0  | 0  | 0  | 3.2   | 8   | 6   | 5   | 3  | 0  | 1   | 2   | 0  | 4.9 | .444 |
|                     | Las Vegas           | 2-3   | 5.91  | 6   | 6   | 0  | 0  | 0  | 32.0  | 40  | 22  | 21  | 5  | 2  | 5   | 29  | 0  | 8.2 | .305 |
|                     | MINNESOTA           | 0-1   | 7.84  | 3   | 1   | 0  | 0  | 0  | 10.1  | 16  | 9   | 9   | 3  | 0  | 8   | 6   | 2  | 5.2 | .356 |
|                     | Rochester           | 1-0   | 4.38  | 3   | 2   | 0  | 0  | 0  | 12.1  | 15  | 6   | 6   | 2  | 0  | 3   | 6   | 0  | 4.4 | .300 |
|                     | Minor League Totals | 49-59 | 3.68  | 162 | 155 | 7  | 2  | 1  | 916.2 | 925 | 454 | 375 | 89 | 18 | 178 | 706 | 24 | 6.9 | .261 |
| Major League Totals |                     | 0-5   | 7.36  | 13  | 5   | 0  | 0  | 0  | 40.1  | 61  | 37  | 33  | 14 | 1  | 16  | 27  | 2  | 6.0 | .347 |

## LAST TRADE WITH...

### AMERICAN LEAGUE

| TRADES | TEAM        | LAST TRADE | OBTAINED                         | TRADED                           |
|--------|-------------|------------|----------------------------------|----------------------------------|
| 6      | Baltimore   | 12/9/10    | Jim Hoey, Brett Jacobson         | J.J. Hardy, Brendan Harris, cash |
| 13     | Boston      | 8/1/16     | Pat Light                        | Fernando Abad                    |
| 7      | Chicago     | 7/28/12    | Eduardo Escobar, Pedro Hernandez | Francisco Liriano                |
| 15     | Cleveland   | 8/25/11    | Cash                             | Jim Thome                        |
| 10     | Detroit     | 8/15/11    | Cole Nelson, Lester Oliveros     | Delmon Young                     |
| 4      | Houston     | 8/3/99     | Josh Dimmick                     | George Williams                  |
| 4      | Kansas City | 8/11/14    | Jason Adam                       | Josh Willingham                  |
| 11     | Los Angeles | 8/1/16     | Hector Santiago, Alan Busenitz   | Ricky Nolasco, Alex Meyer        |
| 14     | New York    | 7/30/17    | Dietrich Enns, Zack Littell      | Jaime García                     |
| 6      | Oakland     | 7/31/14    | Tommy Milone                     | Sam Fuld                         |
| 7      | Seattle     | 7/24/14    | Stephen Pryor                    | Kendrys Morales                  |
| 3      | Tampa Bay   | 6/24/16    | Cash                             | Oswaldo Arcia                    |
| 5      | Texas       | 8/25/08    | Eddie Guardado                   | Mark Hamburger                   |
| 5      | Toronto     | 7/23/17    | Cash                             | Nick Tepesch                     |
| 3      | Washington  | 3/21/70    | Brant Alyea                      | Joe Grzenda, Charley Walters     |

### NATIONAL LEAGUE

| TRADES | TEAM          | LAST TRADE | OBTAINED   | TRADED                     |
|--------|---------------|------------|--|----------------------------|
| 4      | Arizona       | 7/27/17    | Gabriel Moya   | John Ryan Murphy           |
| 5      | Atlanta       | 7/24/17    | Jaime García, Anthony Recker, Cash                     | Huascar Ynoa               |
| 10     | Chicago       | 11/21/07   | Craig Monroe   | PTBNL (Doug Deeds)         |
| 9      | Cincinnati    | 7/31/06    | Zach Ward  | Kyle Lohse                 |
| 6      | Colorado      | 12/6/11    | PTBNL (Daniel Turpen)                                  | Kevin Slowey               |
| 2      | Florida/Miami | 12/2/05    | Luis Castillo  | Travis Bowyer, Scott Tyler |
| 10     | Los Angeles   | 8/9/14     | PTBNL  | Kevin Correia              |
| 9      | Milwaukee     | 8/21/15    | Neal Cotts   | PTBNL                      |
| 9      | New York      | 2/2/08     | Carlos Gomez, Phil Humber, Kevin Mulvey, Deolis Guerra | Johan Santana              |
| 9      | Philadelphia  | 12/6/12    | Vance Worley, Trevor May                               | Ben Revere                 |
| 7      | Pittsburgh    | 2/9/17     | Cash   | Pat Light                  |
| 5      | St. Louis     | 4/22/88    | Tom Herr   | Tom Brunansky              |
| 6      | San Diego     | 12/8/16    | Justin Haley   | Miguel Diaz                |
| 7      | San Francisco | 7/28/16    | Adalberto Mejia  | Eduardo Nunez              |
| 10     | Washington    | 7/31/17    | Tyler Watson   | Brandon Kintzler           |

# 2017 TEAM & INDIVIDUAL STATS





## 2017 FINAL STANDINGS

### AMERICAN LEAGUE

| EAST DIVISION      | WON | LOST | PCT. | GB | HOME   | ROAD    |
|--------------------|-----|------|------|----|--------|---------|
| x-Boston Red Sox   | 93  | 69   | .574 | -  | 48 -33 | 45 - 36 |
| y-New York Yankees | 91  | 71   | .562 | 2  | 51 -30 | 40 - 41 |
| Tampa Bay Rays     | 80  | 82   | .494 | 13 | 42 -39 | 38 -43  |
| Toronto Blue Jays  | 76  | 86   | .469 | 17 | 42 -39 | 34 -47  |
| Baltimore Orioles  | 75  | 87   | .463 | 18 | 46 -35 | 29 -52  |

| CENTRAL DIVISION    | WON | LOST | PCT. | GB | HOME   | ROAD   |
|---------------------|-----|------|------|----|--------|--------|
| x-Cleveland Indians | 102 | 60   | .630 | -  | 49 -32 | 53 -28 |
| y-Minnesota Twins   | 85  | 77   | .525 | 17 | 41 -40 | 44 -37 |
| Kansas City Royals  | 80  | 82   | .494 | 22 | 43 -38 | 37 -44 |
| Chicago White Sox   | 67  | 95   | .414 | 35 | 39 -42 | 28 -53 |
| Detroit Tigers      | 64  | 98   | .395 | 38 | 34 -47 | 30 -51 |

| WEST DIVISION      | WON | LOST | PCT. | GB | HOME   | ROAD   |
|--------------------|-----|------|------|----|--------|--------|
| x-Houston Astros   | 101 | 61   | .623 | -  | 48 -33 | 53 -28 |
| Los Angeles Angels | 80  | 82   | .494 | 21 | 43 -38 | 37 -44 |
| Seattle Mariners   | 78  | 84   | .481 | 23 | 40 -41 | 38 -43 |
| Texas Rangers      | 78  | 84   | .481 | 23 | 41 -40 | 37 -44 |
| Oakland Athletics  | 75  | 87   | .463 | 26 | 46 -35 | 29 -52 |

### NATIONAL LEAGUE

| EAST DIVISION          | WON | LOST | PCT. | GB | HOME   | ROAD   |
|------------------------|-----|------|------|----|--------|--------|
| x-Washington Nationals | 97  | 65   | .599 | -  | 47 -34 | 50 -31 |
| Miami Marlins          | 77  | 85   | .475 | 20 | 42 -36 | 35 -49 |
| Atlanta Braves         | 72  | 90   | .444 | 25 | 37 -44 | 35 -46 |
| New York Mets          | 70  | 92   | .432 | 27 | 37 -44 | 33 -48 |
| Philadelphia Phillies  | 66  | 96   | .407 | 31 | 39 -42 | 27 -54 |

| CENTRAL DIVISION    | WON | LOST | PCT. | GB | HOME   | ROAD   |
|---------------------|-----|------|------|----|--------|--------|
| x-Chicago Cubs      | 92  | 70   | .568 | -  | 48 -33 | 44 -37 |
| Milwaukee Brewers   | 86  | 76   | .531 | 6  | 46 -38 | 40 -38 |
| St. Louis Cardinals | 83  | 79   | .512 | 9  | 44 -37 | 39 -42 |
| Pittsburgh Pirates  | 75  | 87   | .463 | 17 | 44 -37 | 31 -50 |
| Cincinnati Reds     | 68  | 94   | .42  | 24 | 39 -42 | 29 -52 |

| WEST DIVISION          | WON | LOST | PCT. | GB | HOME   | ROAD   |
|------------------------|-----|------|------|----|--------|--------|
| x-Los Angeles Dodgers  | 104 | 58   | .642 | -  | 57 -24 | 47 -34 |
| y-Arizona Diamondbacks | 93  | 69   | .574 | 11 | 52 -29 | 41 -40 |
| y-Colorado Rockies     | 87  | 75   | .537 | 17 | 46 -35 | 41 -40 |
| San Diego Padres       | 71  | 91   | .438 | 33 | 43 -38 | 28 -53 |
| San Francisco Giants   | 64  | 98   | .395 | 40 | 38 -43 | 26 -55 |

x-Division Champion

y-Wild Card

# TWINS FINAL CLUB STATISTICS — 2017

|                        | HOME     |          | ROAD     |          | TOTALS    |           |
|------------------------|----------|----------|----------|----------|-----------|-----------|
|                        | W        | L        | W        | L        | W         | L         |
| VS. BALTIMORE          | 2        | 2        | 3        | 0        | 5         | 2         |
| VS. BOSTON             | 1        | 2        | 1        | 3        | 2         | 5         |
| VS. NEW YORK           | 2        | 1        | 0        | 3        | 2         | 4         |
| VS. TAMPA BAY          | 1        | 2        | 1        | 2        | 2         | 4         |
| VS. TORONTO            | 2        | 2        | 2        | 1        | 4         | 3         |
| <b>TOTALS VS. EAST</b> | <b>8</b> | <b>9</b> | <b>7</b> | <b>9</b> | <b>15</b> | <b>18</b> |

|                           |           |           |           |           |           |           |
|---------------------------|-----------|-----------|-----------|-----------|-----------|-----------|
| VS. CLEVELAND             | 1         | 9         | 6         | 3         | 7         | 12        |
| VS. CHICAGO               | 6         | 3         | 6         | 4         | 12        | 7         |
| VS. DETROIT               | 4         | 5         | 7         | 3         | 11        | 8         |
| VS. KANSAS CITY           | 6         | 3         | 5         | 5         | 11        | 8         |
| <b>TOTALS VS. CENTRAL</b> | <b>12</b> | <b>26</b> | <b>24</b> | <b>15</b> | <b>40</b> | <b>35</b> |

|                        |           |           |           |           |           |           |
|------------------------|-----------|-----------|-----------|-----------|-----------|-----------|
| VS. HOUSTON            | 0         | 3         | 1         | 2         | 1         | 5         |
| VS. LOS ANGELES        | 2         | 1         | 3         | 1         | 5         | 2         |
| VS. OAKLAND            | 2         | 1         | 1         | 2         | 3         | 3         |
| VS. SEATTLE            | 2         | 2         | 1         | 2         | 3         | 4         |
| VS. TEXAS              | 2         | 2         | 2         | 1         | 4         | 3         |
| <b>TOTALS VS. WEST</b> | <b>8</b>  | <b>9</b>  | <b>8</b>  | <b>8</b>  | <b>16</b> | <b>17</b> |
| <b>TOTALS VS. A.L.</b> | <b>32</b> | <b>38</b> | <b>39</b> | <b>32</b> | <b>71</b> | <b>70</b> |

|                        |           |           |           |           |           |           |
|------------------------|-----------|-----------|-----------|-----------|-----------|-----------|
| VS. ARIZONA            | 3         | 0         | 0         | 0         | 3         | 0         |
| VS. COLORADO           | 1         | 2         | 0         | 0         | 1         | 2         |
| VS. LOS ANGELES        | 0         | 0         | 0         | 3         | 0         | 3         |
| VS. MILWAUKEE          | 2         | 0         | 2         | 0         | 4         | 0         |
| VS. SAN DIEGO          | 2         | 0         | 1         | 1         | 3         | 1         |
| VS. SAN FRANCISCO      | 0         | 0         | 2         | 1         | 2         | 1         |
| <b>TOTALS VS. N.L.</b> | <b>8</b>  | <b>2</b>  | <b>5</b>  | <b>5</b>  | <b>13</b> | <b>7</b>  |
| <b>OVERALL TOTALS</b>  | <b>41</b> | <b>40</b> | <b>44</b> | <b>37</b> | <b>85</b> | <b>77</b> |

|                      |       |        |         |
|----------------------|-------|--------|---------|
| DOUBLEHEADERS (HOME) | WON 0 | LOST 0 | SPLIT 1 |
| DOUBLEHEADERS (ROAD) | WON 0 | LOST 0 | SPLIT 1 |

|                  | MIN  | OPP  |           | WON | LOST |
|------------------|------|------|-----------|-----|------|
| DOUBLE PLAYS     | 142  | 118  | STARTERS  | 61  | 57   |
| TRIPLE PLAYS     | 1    | 0    | RELIEVERS | 24  | 20   |
| LEFT ON BASE     | 1141 | 1105 | STREAKS   | 6   | 4    |
| GRAND SLAM HR    | 4    | 4    |           |     |      |
| HOME RUNS - HOME | 110  | 121  |           |     |      |
| HOME RUNS - ROAD | 96   | 103  |           |     |      |

|                   | HOME |    | ROAD |    | TOTALS |    |
|-------------------|------|----|------|----|--------|----|
|                   | W    | L  | W    | L  | W      | L  |
| SHUTOUTS          | 5    | 1  | 6    | 1  | 11     | 2  |
| SHO - INDIVIDUAL  | 0    | 0  | 2    | 0  | 2      | 0  |
| EXTRA INNINGS     | 3    | 2  | 0    | 1  | 3      | 3  |
| ONE-RUN DECISIONS | 8    | 7  | 7    | 11 | 15     | 18 |
| TWO-RUN DECISIONS | 10   | 5  | 10   | 4  | 20     | 9  |
| VS. LH STARTERS   | 16   | 9  | 10   | 14 | 26     | 23 |
| VS. RH STARTERS   | 25   | 31 | 34   | 23 | 59     | 54 |
| GRASS FIELDS      | 41   | 40 | 41   | 34 | 82     | 74 |
| ARTIFICIAL FIELDS | 0    | 0  | 3    | 3  | 3      | 3  |
| DAY GAMES         | 14   | 20 | 14   | 13 | 28     | 33 |
| NIGHT GAMES       | 27   | 20 | 30   | 24 | 57     | 44 |

## ATTENDANCE

|      |                      |            |
|------|----------------------|------------|
| HOME | 2,051,279 (80 DATES) | 25,641 AVG |
| ROAD | 2,223,833 (80 DATES) | 27,798 AVG |

# TWINS FINAL PITCHING AND HITTING STATISTICS — 2017

| PLAYER      | AVG  | G   | AB   | R   | H    | 2B  | 3B | HR  | RBI | SH | SF | BB | SO  | SB   | CS | E  | OBP  |
|-------------|------|-----|------|-----|------|-----|----|-----|-----|----|----|----|-----|------|----|----|------|
| Adrianza, E | .265 | 70  | 162  | 30  | 43   | 9   | 2  | 2   | 24  | 1  | 6  | 1  | 16  | 25   | 8  | 1  | .324 |
| Berrios, J  | .200 | 3   | 5    | 0   | 1    | 0   | 0  | 0   | 0   | 0  | 0  | 0  | 0   | 0    | 0  | 1  | .200 |
| Buxton, B   | .253 | 140 | 462  | 69  | 117  | 14  | 6  | 16  | 51  | 5  | 2  | 4  | 38  | 150  | 29 | 1  | .314 |
| Castro, J   | .242 | 110 | 356  | 49  | 86   | 22  | 0  | 10  | 47  | 1  | 1  | 4  | 45  | 108  | 0  | 0  | .333 |
| Colón, B    | .000 | 2   | 4    | 0   | 0    | 0   | 0  | 0   | 0   | 1  | 0  | 0  | 0   | 2    | 0  | 0  | .000 |
| Dozier, B   | .269 | 152 | 617  | 106 | 166  | 30  | 4  | 34  | 93  | 0  | 2  | 8  | 78  | 141  | 16 | 7  | .357 |
| Escobar, E  | .254 | 129 | 457  | 62  | 116  | 16  | 5  | 21  | 73  | 1  | 3  | 5  | 33  | 98   | 5  | 1  | .309 |
| Garver, M   | .196 | 23  | 46   | 5   | 9    | 1   | 3  | 0   | 3   | 0  | 0  | 0  | 6   | 15   | 0  | 0  | .288 |
| Gimenez, C  | .220 | 74  | 186  | 28  | 41   | 9   | 0  | 7   | 16  | 2  | 0  | 4  | 33  | 60   | 1  | 0  | .350 |
| Goodrum, N  | .059 | 11  | 17   | 1   | 1    | 0   | 0  | 0   | 0   | 0  | 0  | 0  | 1   | 10   | 0  | 0  | .111 |
| Granite, Z  | .237 | 40  | 93   | 14  | 22   | 2   | 0  | 1   | 13  | 1  | 1  | 0  | 12  | 9    | 2  | 2  | .321 |
| Grossman, R | .246 | 119 | 382  | 62  | 94   | 22  | 1  | 9   | 45  | 2  | 2  | 3  | 67  | 79   | 3  | 1  | .361 |
| Kepler, M   | .243 | 147 | 511  | 67  | 124  | 32  | 2  | 19  | 69  | 1  | 3  | 6  | 47  | 114  | 6  | 1  | .312 |
| Mauer, J    | .305 | 141 | 525  | 69  | 160  | 36  | 1  | 7   | 71  | 0  | 3  | 3  | 66  | 83   | 2  | 1  | .384 |
| Polanco, J  | .256 | 133 | 488  | 60  | 125  | 30  | 3  | 13  | 74  | 7  | 6  | 2  | 41  | 78   | 13 | 5  | .313 |
| Rosario, E  | .290 | 151 | 542  | 79  | 157  | 33  | 2  | 27  | 78  | 4  | 8  | 0  | 35  | 106  | 9  | 8  | .328 |
| Sanó, M     | .264 | 114 | 424  | 75  | 112  | 15  | 2  | 28  | 77  | 0  | 1  | 4  | 54  | 173  | 0  | 0  | .352 |
| Santana, D  | .200 | 13  | 25   | 3   | 5    | 1   | 0  | 1   | 1   | 0  | 0  | 0  | 1   | 8    | 1  | 0  | .231 |
| Santana, E  | .200 | 3   | 10   | 3   | 2    | 1   | 0  | 0   | 5   | 0  | 0  | 0  | 0   | 3    | 0  | 0  | .200 |
| Vargas, K   | .253 | 78  | 241  | 33  | 61   | 13  | 0  | 11  | 41  | 0  | 1  | 2  | 20  | 77   | 0  | 0  | .314 |
| MINNESOTA   | .260 | 162 | 5557 | 815 | 1443 | 286 | 31 | 206 | 781 | 26 | 39 | 46 | 593 | 1342 | 95 | 28 | .334 |

| PITCHER         | W  | L  | ERA   | G   | GS  | CG | SH | SV | IP     | H    | R   | ER  | HR  | HB | BB  | SO   | WP | BK | AVG  |
|-----------------|----|----|-------|-----|-----|----|----|----|--------|------|-----|-----|-----|----|-----|------|----|----|------|
| Belisle, M      | 2  | 2  | 4.03  | 62  | 0   | 0  | 0  | 9  | 60.1   | 48   | 31  | 27  | 7   | 2  | 22  | 54   | 2  | 1  | .218 |
| Berrios, J      | 14 | 8  | 3.89  | 26  | 25  | 0  | 0  | 0  | 145.2  | 131  | 71  | 63  | 15  | 13 | 48  | 139  | 7  | 1  | .239 |
| Boshers, B      | 1  | 0  | 4.89  | 38  | 0   | 0  | 0  | 0  | 35.0   | 37   | 20  | 19  | 7   | 2  | 10  | 28   | 2  | 0  | .268 |
| Breslow, C      | 1  | 1  | 5.23  | 30  | 0   | 0  | 0  | 0  | 31.0   | 38   | 19  | 18  | 4   | 2  | 12  | 18   | 1  | 0  | .306 |
| Busenitz, A     | 1  | 1  | 1.99  | 28  | 0   | 0  | 0  | 0  | 31.2   | 22   | 9   | 7   | 4   | 0  | 9   | 23   | 2  | 0  | .206 |
| Colón, B        | 5  | 6  | 5.18  | 15  | 15  | 1  | 0  | 0  | 80.0   | 100  | 46  | 46  | 17  | 0  | 15  | 47   | 0  | 1  | .302 |
| Curtiss, J      | 0  | 0  | 8.31  | 9   | 0   | 0  | 0  | 0  | 8.2    | 9    | 8   | 8   | 2   | 1  | 2   | 10   | 2  | 0  | .257 |
| Duffey, T       | 2  | 3  | 4.94  | 56  | 0   | 0  | 0  | 1  | 71.0   | 79   | 41  | 39  | 9   | 1  | 18  | 67   | 4  | 0  | .275 |
| Enns, D         | 0  | 0  | 6.75  | 2   | 1   | 0  | 0  | 0  | 4.0    | 7    | 4   | 3   | 2   | 0  | 1   | 2    | 0  | 0  | .350 |
| Garcia, J       | 1  | 0  | 4.05  | 1   | 1   | 0  | 0  | 0  | 6.2    | 8    | 3   | 3   | 0   | 0  | 3   | 7    | 0  | 0  | .308 |
| Gee, D          | 3  | 2  | 3.22  | 14  | 3   | 0  | 0  | 1  | 36.1   | 37   | 14  | 13  | 4   | 2  | 9   | 31   | 0  | 0  | .268 |
| Gibson, K       | 12 | 10 | 5.07  | 29  | 29  | 0  | 0  | 0  | 158.0  | 182  | 93  | 89  | 24  | 6  | 60  | 121  | 4  | 0  | .292 |
| Gimenez, C      | 0  | 0  | 7.20  | 6   | 0   | 0  | 0  | 0  | 5.0    | 7    | 4   | 4   | 1   | 0  | 0   | 0    | 0  | 0  | .318 |
| Haley, J        | 0  | 0  | 6.00  | 10  | 0   | 0  | 0  | 1  | 18.0   | 22   | 12  | 12  | 3   | 1  | 6   | 14   | 0  | 0  | .301 |
| Heston, C       | 0  | 0  | 0.00  | 1   | 0   | 0  | 0  | 0  | 1.0    | 1    | 0   | 0   | 0   | 0  | 0   | 0    | 0  | 0  | .250 |
| Hildenberger, T | 3  | 3  | 3.21  | 37  | 0   | 0  | 0  | 1  | 42.0   | 38   | 15  | 15  | 4   | 4  | 6   | 44   | 1  | 0  | .241 |
| Hughes, P       | 4  | 3  | 5.87  | 14  | 9   | 0  | 0  | 0  | 53.2   | 72   | 38  | 35  | 12  | 1  | 13  | 38   | 0  | 0  | .316 |
| Jorge, F        | 1  | 0  | 10.57 | 2   | 2   | 0  | 0  | 0  | 7.2    | 14   | 9   | 9   | 4   | 0  | 2   | 4    | 0  | 0  | .412 |
| Kintzler, B     | 2  | 2  | 2.78  | 45  | 0   | 0  | 0  | 28 | 45.1   | 41   | 15  | 14  | 3   | 2  | 11  | 27   | 1  | 0  | .246 |
| Mejia, A        | 4  | 7  | 4.50  | 21  | 21  | 0  | 0  | 0  | 98.0   | 110  | 52  | 49  | 13  | 5  | 44  | 85   | 2  | 2  | .281 |
| Melville, T     | 0  | 1  | 13.50 | 1   | 1   | 0  | 0  | 0  | 3.1    | 4    | 5   | 5   | 1   | 1  | 3   | 4    | 0  | 0  | .286 |
| Moya, G         | 0  | 0  | 4.26  | 7   | 0   | 0  | 0  | 1  | 6.1    | 5    | 3   | 3   | 2   | 0  | 2   | 5    | 0  | 1  | .208 |
| Perkins, G      | 0  | 0  | 9.53  | 8   | 0   | 0  | 0  | 0  | 5.2    | 8    | 6   | 6   | 0   | 3  | 5   | 2    | 0  | 0  | .320 |
| Pressly, R      | 2  | 3  | 4.70  | 57  | 0   | 0  | 0  | 0  | 61.1   | 52   | 34  | 32  | 10  | 3  | 19  | 61   | 5  | 0  | .229 |
| Rogers, T       | 7  | 3  | 3.07  | 69  | 0   | 0  | 0  | 0  | 55.2   | 52   | 20  | 19  | 6   | 3  | 21  | 49   | 1  | 0  | .246 |
| Rosario, R      | 0  | 0  | 30.86 | 2   | 0   | 0  | 0  | 0  | 2.1    | 7    | 8   | 8   | 1   | 1  | 0   | 2    | 0  | 0  | .500 |
| Rucinski, D     | 0  | 0  | 10.38 | 2   | 0   | 0  | 0  | 0  | 4.1    | 10   | 5   | 5   | 2   | 0  | 2   | 5    | 0  | 0  | .476 |
| Santana, E      | 16 | 8  | 3.28  | 33  | 33  | 5  | 3  | 0  | 211.1  | 177  | 85  | 77  | 31  | 8  | 61  | 167  | 12 | 1  | .225 |
| Santiago, H     | 4  | 8  | 5.63  | 15  | 14  | 0  | 0  | 0  | 70.1   | 70   | 44  | 44  | 15  | 5  | 31  | 51   | 0  | 1  | .255 |
| Slegers, A      | 0  | 1  | 6.46  | 4   | 3   | 0  | 0  | 0  | 15.1   | 12   | 12  | 11  | 3   | 0  | 6   | 9    | 0  | 0  | .211 |
| Tepesch, N      | 0  | 1  | 5.40  | 1   | 1   | 0  | 0  | 0  | 1.2    | 5    | 7   | 1   | 1   | 0  | 2   | 2    | 0  | 0  | .455 |
| Tonkin, M       | 0  | 1  | 5.14  | 16  | 0   | 0  | 0  | 0  | 21.0   | 22   | 15  | 12  | 6   | 1  | 12  | 24   | 2  | 0  | .265 |
| Turley, N       | 0  | 2  | 11.21 | 10  | 3   | 0  | 0  | 0  | 17.2   | 30   | 22  | 22  | 5   | 2  | 8   | 13   | 2  | 0  | .395 |
| Wheeler, J      | 0  | 0  | 9.00  | 2   | 0   | 0  | 0  | 0  | 3.0    | 6    | 5   | 3   | 1   | 0  | 4   | 0    | 0  | 0  | .429 |
| Wilks, A        | 0  | 1  | 7.84  | 3   | 1   | 0  | 0  | 0  | 10.1   | 16   | 9   | 9   | 3   | 0  | 8   | 6    | 2  | 0  | .356 |
| Wimmers, A      | 0  | 0  | 4.91  | 6   | 0   | 0  | 0  | 0  | 7.1    | 8    | 4   | 4   | 2   | 0  | 8   | 7    | 0  | 0  | .267 |
| MINNESOTA       | 85 | 77 | 4.59  | 162 | 162 | 6  | 11 | 42 | 1436.0 | 1487 | 788 | 732 | 224 | 69 | 483 | 1166 | 52 | 8  | .266 |

## TWINS EJECTIONS

| DATE                | PLAYER/MGR/CH | UMPIRE       | REASON                    |
|---------------------|---------------|--------------|---------------------------|
| 4/20 vs. Cleveland  | Paul Molitor  | Alan Porter  | Arguing balls and strikes |
| 4/22 vs. Detroit    | Miguel Sanó   | Jordan Baker | Contact with James McCann |
| 7/30 at Oakland     | Miguel Sanó   | Phil Cuzzi   | Arguing balls and strikes |
| 9/3 vs. Kansas City | Paul Molitor  | Marty Foster | Arguing check swing by KC |

# TWINS 2017 DAY-BY-DAY

| Date   | Opp.     | Score | W/L | Rcd.  | Pos.  | GA/GB | Daily Attendance | Total Hm Att. | Date | Winner/Loser/Save                                       |
|--|----------|-------|-----|-------|-------|-------|------------------|---------------|------|---|
| <b>APRIL (12-11) Batting: .242 (186-for-770) Pitching: 11-12-8, 3.93 ERA (204.0 IP, 89 ER)</b> |          |       |     |       |       |       |                  |               |      |   |
| 3-----   | KC       | 7-1   | W   | 1-0   | T1st  | --    | 39,615*          | 39,615        | 1    | Santana/Strahm  |
| 4-----   | OFF DAY  |       |     |       | T2nd  | -0.5  |                  |               |      |   |
| 5-----   | KC       | 9-1   | W   | 2-0   | 2nd   | -0.5  | 15,171           | 54,786        | 2    | Santiago/Kennedy  |
| 6-----   | KC       | 5-3   | W   | 3-0   | T1st  | --    | 16,078           | 70,864        | 3    | Rogers/Minor/Kintzler                                   |
| 7-----   | at CWS   | 3-1   | W   | 4-0   | 1st   | +1.0  | 14,004           |               |      | Hughes/Holland/Kintzler                                 |
| 8-----   | at CWS   | 2-6   | L   | 4-1   | 1st   | +0.5  | 23,024           |               |      | González/Mejia  |
| 9-----   | at CWS   | 4-1   | W   | 5-1   | 1st   | +1.0  | 25,074           |               |      | Santana/Quintana/Kintzler                               |
| 10-----  | OFF DAY  |       |     |       | 1st   | +1.0  |                  |               |      |   |
| 11-----  | at DET   | 1-2   | L   | 5-2   | T1st  | --    | 21,237           |               |      | Boyd/Santiago/Rodríguez                                 |
| 12-----  | at DET   | 3-5   | L   | 5-3   | 2nd   | -1.0  | 23,738           |               |      | Fulmer/Gibson/Wilson                                    |
| 13-----  | at DET   | 11-5  | W   | 6-3   | T1st  | --    | 22,573           |               |      | Hughes/Zimmermann/Haley                                 |
| 14-----  | CWS      | 1-2   | L   | 6-4   | 2nd   | -1.0  | 18,466           | 89,330        | 4    | Jennings/Presly/Robertson                               |
| 15-----  | CWS      | 6-0   | W   | 7-4   | T1st  | --    | 25,938           | 115,268       | 5    | Santana/Quintana  |
| 16-----  | CWS      | ^1-3  | L   | 7-5   | 2nd   | -1.0  | 19,511           | 134,779       | 6    | Jones/Presly/Robertson                                  |
| 17-----  | CLE      | 1-3   | L   | 7-6   | 2nd   | -1.5  | 16,961           | 151,740       | 7    | Salazar/Gibson/Allen                                    |
| 18-----  | CLE      | 4-11  | L   | 7-7   | T3rd  | -1.5  | 16,553           | 168,293       | 8    | Tomlin/Hughes   |
| 19-----  | CLE      |       |     |       |       |       |                  |               |      | -- Postponed - Rain -- Scheduled makeup DH June 17 --   |
| 20-----  | CLE      | 7-8   | L   | 7-8   | T4th  | -1.0  | 17,339           | 185,632       | 9    | Bauer/Duffey  |
| 21-----  | DET      | 6-3   | W   | 8-8   | T2nd  | -1.0  | 22,647           | 208,279       | 10   | Santiago/Verlander/Kintzler                             |
| 22-----  | DET      | 4-5   | L   | 8-9   | 3rd   | -2.0  | 25,719           | 233,998       | 11   | Hardy/Tonkin/Rodriguez                                  |
| 23-----  | DET      | 4-13  | L   | 8-10  | 4th   | -2.0  | 26,713           | 260,711       | 12   | Fulmer/Gibson   |
| 24-----  | at TEX   | 3-2   | W   | 9-10  | 4th   | -1.5  | 19,027           |               |      | Hughes/Perez/Kintzler                                   |
| 25-----  | at TEX   | 8-1   | W   | 10-10 | 4th   | -1.5  | 20,568           |               |      | Santana/Cashner   |
| 26-----  | at TEX   | 3-14  | L   | 10-11 | 2nd   | -1.5  | 22,365           |               |      | Hamels/Rogers   |
| 27-----  | OFF DAY  |       |     |       | 4th   | -2.0  |                  |               |      |   |
| 28-----  | at KC    | 6-4   | W   | 11-11 | T3rd  | -1.5  | 27,911           |               |      | Breslow/Soria/Kintzler                                  |
| 29-----  | at KC    |       |     |       | 3rd   | -2.0  |                  |               |      | -- Postponed - Rain - Game rescheduled for July 1 --    |
| 30-----  | at KC    | 7-5   | W   | 12-11 | 3rd   | -1.5  | 32,685           |               |      | Hughes/Hammel/Kintzler                                  |
| <b>MAY (14-12) Batting: .260 (236-for-908) Pitching: 14-12-6, 5.25 (240.0 IP, 140 ER)</b>      |          |       |     |       |       |       |                  |               |      |   |
| 1-----   | OFF DAY  |       |     |       | T3rd  | -1.0  |                  |               |      |   |
| 2-----   | OAK      | 9-1   | W   | 13-11 | T2nd  | -0.5  | 18,930           | 279,641       | 13   | Santana/Gray  |
| 3-----   | OAK      | 7-4   | W   | 14-11 | T1st  | --    | 18,658           | 298,299       | 14   | Santiago/Graveman                                       |
| 4-----   | OAK      | 5-8   | L   | 14-12 | 2nd   | -0.5  | 19,247           | 317,546       | 15   | Cotton/Gibson/Casilla                                   |
| 5-----   | BOS      | 4-3   | W   | 15-12 | 1st   | +0.5  | 28,707           | 346,253       | 16   | Kintzler/Barnes   |
| 6-----   | BOS      | 1-11  | L   | 15-13 | 2nd   | -0.5  | 30,859           | 377,112       | 17   | Porcello/Tepesch  |
| 7-----   | BOS      | 6-17  | L   | 15-14 | 2nd   | -1.0  | 31,763           | 408,875       | 18   | Sale/Santana  |
| 8-----   | OFF DAY  |       |     |       | 2nd   | -1.0  |                  |               |      |   |
| 9-----   | at CWS   | 7-2   | W   | 16-14 | 2nd   | -1.0  | 14,498           |               |      | Santiago/Pelfrey  |
| 10-----  | at CWS   |       |     |       | 2nd   | -0.5  |                  |               |      | -- Postponed - Rain - Game rescheduled for August 21 -- |
| 11-----  | at CWS   | 7-6   | W   | 17-14 | T1st  | --    | 16,084           |               |      | Presly/Holland/Kintzler                                 |
| 12-----  | at CLE   | 1-0   | W   | 18-14 | 1st   | +1.0  | 24,452           |               |      | Santana/Tomlin/Kintzler                                 |
| 13-----  | at CLE   | 4-1   | W   | 19-14 | 1st   | +2.0  | 28,379           |               |      | Berrios/Clevinger/Kintzler                              |
| 14-----  | at CLE   | 3-8   | L   | 19-15 | 1st   | +1.0  | 23,099           |               |      | Bauer/Santiago  |
| 15-----  | OFF DAY  |       |     |       | 1st   | +0.5  |                  |               |      |   |
| 16-----  | COL      | 3-7   | L   | 19-16 | 1st   | +0.5  | 24,295           | 433,170       | 19   | Freeland/Hughes/Holland                                 |
| 17-----  | COL      |       |     |       | 1st   |       |                  |               |      | -- Postponed - Rain - Game rescheduled for DH May 18 -- |
| 18-----  | COL      | 1-5   | L   | 19-17 | T1st  | --    | 20,603           | 453,773       | 20   | Márquez/Santana/Holland                                 |
| 19-----  | COL & KC | 2-0   | W   | 20-17 | 1st   | +1.0  | 17,140           | 470,913       | 21   | Berrios/Chatwood/Kintzler                               |
| 20-----  | KC       | ^4-3  | W   | 21-17 | 1st   | +1.0  | 23,553           | 494,466       | 22   | Kintzler/Albuquerque                                    |
| 21-----  | KC       |       |     |       | 1st   | +0.5  |                  |               |      | -- Postponed - Rain - Game rescheduled for DH May 21 -- |
| 22-----  | KC & KC  | 4-6   | L   | 21-18 |       |       |                  |               |      | 23 Minor/Hughes/Herrera                                 |
| 23-----  | KC & KC  | 8-4   | W   | 22-18 | T1st  | --    | 27,852           | 522,318       | 24   | Mejia/Kennedy   |
| 24-----  | BAL      | 14-7  | W   | 23-18 | 1st   | +1.0  | 12,882           |               |      | Gibson/Wilson   |
| 25-----  | BAL      | 2-0   | W   | 24-18 | 1st   | +1.0  | 13,294           |               |      | Santana/Bundy   |
| 26-----  | BAL      | 4-3   | W   | 25-18 | 1st   | +2.0  | 32,267           |               |      | Berrios/Tilman/Kintzler                                 |
| 27-----  | OFF DAY  |       |     |       | 25-18 | 1st   | +2.0             |               |      |   |
| 28-----  | TB       | 2-5   | L   | 25-19 | 1st   | +2.0  | 20,949           | 543,267       | 25   | Archer/Santiago/Colomé                                  |
| 29-----  | TB       | 5-3   | W   | 26-19 | 1st   | +3.0  | 27,531           | 570,798       | 26   | Rogers/Hunter/Kintzler                                  |
| 30-----  | TB       | ^6-8  | L   | 26-20 | 1st   | +2.0  | 28,951           | 599,749       | 27   | Colomé/Santiago/Ramirez                                 |
| 31-----  | HOU      | 8-16  | L   | 26-21 | 1st   | +1.0  | 24,472           | 624,221       | 28   | Jankowski/Breslow                                       |
| 32-----  | HOU      | 2-7   | L   | 26-22 | T1st  | --    | 22,616           | 646,837       | 29   | Fiers/Berrios   |
| 33-----  | HOU      | 6-17  | L   | 26-23 | T1st  | --    | 25,593           | 672,430       | 30   | Feliz/Santiago  |
| <b>JUNE (14-15) Batting: .243 (241-for-990) Pitching: 14-15-8, 5.02 (253.2 IP, 142 ER)</b>     |          |       |     |       |       |       |                  |               |      |   |
| 1-----   | at LAA   | 4-2   | W   | 27-23 | T1st  | --    | 33,426           |               |      | Rogers/Alvarez/Kintzler                                 |
| 2-----   | at LAA   | 11-5  | W   | 28-23 | 1st   | +1.0  | 39,042           |               |      | Gibson/Ramirez  |

# TWINS 2017 DAY-BY-DAY

| Date                          | Opp. | Score                               | W/L            | Rcd.  | Pos. | GA/GB  | Daily Attendance | Total Hm Att.   | Date | Winner/Loser/Save            |
|-------------------------------|------|-------------------------------------|----------------|-------|------|--------|------------------|---|------|------------------------------|
| <b>JUNE CONTINUED (14-15)</b> |      | <b>Batting: .243 (241-for-990)</b>  |                |       |      |        |                  | <b>Pitching: 14-15-8, 5.02 (253.2 IP, 142 ER)</b>     |      |                              |
| 3-----at LAA                  | 2-7  | L                                   | 28-24          | 1st   | +1.0 | 40,236 |                  |   |      | Shoemaker/Santana            |
| 4-----at LAA                  | 3-2  | W                                   | 29-24          | 1st   | +1.0 | 39,701 |                  |   |      | Berrios/Nolasco/Kintzler     |
| 5-----OFF DAY                 |      |                                     | 29-24          | 1st   | +1.0 |        |                  |   |      |                              |
| 6-----at SEA                  | 3-12 | L                                   | 29-25          | 1st   | +1.0 | 18,166 |                  |   |      | Santiago/Paxton              |
| 7-----at SEA                  | 5-6  | L                                   | 29-26          | 1st   | +1.0 | 15,732 |                  |   |      | Diaz/Kintzler                |
| 8-----at SEA                  | 2-1  | W                                   | 30-26          | 1st   | +1.5 | 15,621 |                  |   |      | Gibson/Bergman/Kintzler      |
| 9-----at SF                   | 4-0  | W                                   | 31-26          | 1st   | +1.5 | 41,046 |                  |   |      | Santana/Moore                |
| 10-----at SF                  | 3-2  | W                                   | 32-26          | 1st   | +2.5 | 41,255 |                  |   |      | Berrios/Samardzija/Kintzler  |
| 11-----at SF                  | 8-13 | L                                   | 32-27          | 1st   | +1.5 | 41,321 |                  |   |      | Osich/Belisle                |
| 12-----SEA                    | 3-14 | L                                   | 32-28          | 1st   | +1.0 | 16,996 | 689,426          | 31  |      | Gallardo/Mejia               |
| 13-----SEA                    | 20-7 | W                                   | 33-28          | 1st   | +2.0 | 17,922 | 707,348          | 32  |      | Gibson/Bergman               |
| 14-----SEA                    | 4-6  | L                                   | 33-29          | 1st   | +2.0 | 22,283 | 729,631          | 33  |      | Gaviglio/Santana/Diaz        |
| 15-----SEA                    | 6-2  | W                                   | 34-29          | 1st   | +2.0 | 24,464 | 754,095          | 34  |      | Berrios/Miranda              |
| 16-----CLE                    | 1-8  | L                                   | 34-30          | 1st   | +1.0 | 30,563 | 784,658          | 35  |      | Carrasco/Turley              |
| 17-----CLE                    | 3-9  | L                                   | 34-31          | T1st  | -    | 24,010 |                  |   |      | McAllister/Wilk              |
| -----CLE#                     | 2-6  | L                                   | 34-32          | 2nd   | -1.0 | 21,371 | 830,039          | 36  |      | Goody/Mejia                  |
| 18-----CLE                    | 2-5  | L                                   | 34-33          | 2nd   | -2.0 | 35,039 | 865,078          | 37  |      | Bauer/Gibson/Miller          |
| 19-----OFF DAY                |      |                                     |                | 2nd   | -2.5 |        |                  |   |      |                              |
| 20-----CWS                    | 9-7  | W                                   | 35-33          | 2nd   | -1.5 | 26,095 | 891,173          | 38  |      | Santana/Holland/Kintzler     |
| 21-----CWS                    | 4-2  | W                                   | 36-33          | 2nd   | -1.5 | 33,316 | 924,489          | 39  |      | Berrios/Holmberg/Kintzler    |
| 22-----CWS                    | 0-9  | L                                   | 36-34          | 2nd   | -2.5 | 27,684 | 953,173          | 40  |      | Quintana/Turley              |
| 23-----at CLE                 | 5-0  | W                                   | 37-34          | 2nd   | -1.5 | 31,725 |                  |   |      | Mejia/Bauer                  |
| 24-----at CLE                 | 4-2  | W                                   | 38-34          | 2nd   | -0.5 | 33,111 |                  |   |      | Rogers/Allen/Kintzler        |
| 25-----at CLE                 | 4-0  | W                                   | 39-34          | 1st   | +0.5 | 29,672 |                  |   |      | Santana/Tomlin               |
| 26-----at BOS                 | 1-4  | L                                   | 39-35          | 2nd   | -0.5 | 37,172 |                  |   |      | Sale/Berrios/Kimbrel         |
| 27-----at BOS                 | 2-9  | L                                   | 39-36          | 2nd   | -0.5 | 36,804 |                  |   |      | Pomeranz/Santiago            |
| 28-----at BOS                 | 4-1  | W                                   | 40-36          | 2nd   | -0.5 | 37,487 |                  |   |      | Mejia/Porcello/Kintzler      |
| 29-----at BOS                 | 3-6  | L                                   | 40-37          | 2nd   | -1.5 | 37,445 |                  |   |      | Price/Gibson/Kimbrel         |
| 30-----at KC                  | 1-8  | L                                   | 40-38          | 2nd   | -2.0 | 34,332 |                  |   |      | Vargas/Santana               |
| <b>JULY (10-15)</b>           |      | <b>Batting: .260 (226-for-868)</b>  |                |       |      |        |                  | <b>Pitching: 10-15-7, 5.15 ERA (220.0 IP, 126 ER)</b> |      |                              |
| 1-----at KC                   | 6-11 | L                                   | 40-39          | T-2nd | -2.0 | 25,571 |                  |   |      | Minor/Duffey                 |
| -----at KC#                   | 10-5 | W                                   | 41-39          | 2nd   | -2.0 | 32,448 |                  |   |      | Jorge/Hammel                 |
| 2-----at KC                   | 2-6  | L                                   | 41-40          | T-2nd | -3.0 | 28,775 |                  |   |      | Alexander/Santiago           |
| 3-----LAA                     | 9-5  | W                                   | 42-40          | T-2nd | -2.5 | 36,182 | 988,355          | 41  |      | Mejia/Meyer                  |
| 4-----LAA                     | 5-4  | W                                   | 43-40          | T-2nd | -1.5 | 25,013 | 1,013,368        | 42  |      | Gibson/Ramirez/Kintzler      |
| 5-----LAA                     | 1-2  | L                                   | 43-41          | 3rd   | -1.5 | 19,106 | 1,032,474        | 43  |      | Bridwell/Santana/Norris      |
| 6-----BAL                     | 6-4  | W                                   | 44-41          | 3rd   | -1.5 | 19,706 | 1,052,180        | 44  |      | Berrios/Bundy/Kintzler       |
| 7-----BAL                     | 9-6  | W                                   | 45-41          | 2nd   | -1.5 | 28,668 | 1,080,848        | 45  |      | Hildenberger/Castro/Kintzler |
| 8-----BAL                     | 1-5  | L                                   | 45-42          | 2nd   | -2.5 | 26,323 | 1,107,171        | 46  |      | Miley/Mejia                  |
| 9-----BAL                     | 5-11 | L                                   | 45-43          | 2nd   | -2.5 | 25,848 | 1,133,019        | 47  |      | Jimenez/Gibson               |
| 10-----ALL STAR BREAK         |      |                                     |                |       |      |        |                  |   |      |                              |
| 11-----ALL STAR BREAK         |      |                                     | AL - 2, NL - 1 |       |      |        |                  |   |      | Kimbrel/Davis/Miller         |
| 12-----ALL STAR BREAK         |      |                                     |                |       |      |        |                  |   |      |                              |
| 13-----ALL STAR BREAK         |      |                                     |                |       |      |        |                  |   |      |                              |
| 14-----at HOU                 | 5-10 | L                                   | 45-44          | 2nd   | -2.5 | 38,006 |                  |   |      | Morton/Berrios               |
| 15-----at HOU                 | 4-2  | W                                   | 46-44          | 2nd   | -1.5 | 41,038 |                  |   |      | Santana/Musgrove/Kintzler    |
| 16-----at HOU                 | 3-5  | L                                   | 46-45          | 2nd   | -1.5 | 38,253 |                  |   |      | Fiers/Gibson/Giles           |
| 17-----NYY                    | 4-2  | W                                   | 47-45          | 2nd   | -1.5 | 27,566 | 1,160,585        | 48  |      | Rogers/Smith/Kintzler        |
| 18-----NYY                    | 3-6  | L                                   | 47-46          | 2nd   | -1.5 | 33,114 | 1,193,699        | 49  |      | Shreve/Colón/Chapman         |
| 19-----NYY                    | 6-1  | W                                   | 48-46          | 2nd   | -0.5 | 33,380 | 1,227,079        | 50  |      | Berrios/Montgomery           |
| 20-----OFF DAY                |      |                                     |                | 2nd   | -0.5 |        |                  |   |      |                              |
| 21-----DET                    | 3-6  | L                                   | 48-47          | T-2nd | -1.5 | 22,369 | 1,249,448        | 51  |      | Sanchez/Santana/Wilson       |
| 22-----DET                    | 6-5  | W                                   | 49-47          | T-2nd | -1.5 | 33,700 | 1,283,148        | 52  |      | Gibson/Zimmerman/Kintzler    |
| 23-----DET                    | 6-9  | L                                   | 49-48          | 3rd   | -2.5 | 28,373 | 1,311,521        | 53  |      | Boyd/Hildenberger/Wilson     |
| 24-----at LAD                 | 4-6  | L                                   | 49-49          | 3rd   | -3.5 | 47,754 |                  |   |      | Paredes/Rogers/Jansen        |
| 25-----at LAD                 | 2-6  | L                                   | 49-50          | 3rd   | -4.5 | 44,403 |                  |   |      | Maeda/Berrios/Ravin          |
| 26-----at LAD                 | 5-6  | L                                   | 49-51          | 3rd   | -6.0 | 50,941 |                  |   |      | Jansen/Kintzler              |
| 27-----OFF DAY                |      |                                     |                | 3rd   | -6.0 |        |                  |   |      |                              |
| 28-----at OAK                 | 6-3  | W                                   | 50-51          | 3rd   | -6.0 | 17,727 |                  |   |      | Garcia/Gossett/Kintzler      |
| 29-----at OAK                 | ^4-5 | L                                   | 50-52          | 3rd   | -7.0 | 27,047 |                  |   |      | Coulombe/Rogers              |
| 30-----at OAK                 | ^5-6 | L                                   | 50-53          | 3rd   | -6.5 | 16,790 |                  |   |      | J. Smith/Duffey              |
| 31-----OFF DAY                |      |                                     |                | 3rd   | -6.5 |        |                  |   |      |                              |
| <b>AUGUST (20-10)</b>         |      | <b>Batting: .280 (284-for-1015)</b> |                |       |      |        |                  | <b>Pitching: 20-10-8, 3.78 ERA (264.1 IP, 111 ER)</b> |      |                              |
| 1-----at SD                   | 0-3  | L                                   | 50-54          | 3rd   | -6.5 | 24,491 |                  |   |      | Chacin/Berrios/Hand          |
| 2-----at SD                   | 5-2  | W                                   | 51-54          | 3rd   | -6.0 | 23,806 |                  |   |      | Santana/Perdomo              |



# TWINS 2017 DAY-BY-DAY

| Date                     | Opp.    | Score | W/L | Rcd.  | Pos.  | GA/<br>GB                    | Daily<br>Attendance                            | Total<br>Hm Att. | Date | Winner/Loser/Save                                       |
|--------------------------|---------|-------|-----|-------|-------|------------------------------|--|------------------|------|---|
| AUGUST CONTINUED (20-10) |         |       |     |       |       | Batting: .280 (284-for-1015) | Pitching: 20-10-8, 3.78 ERA (264.1 IP, 111 ER) |                  |      |   |
| 3-----                   | TEX     | 1-4   | L   | 51-55 | 3rd   | -7.0                         | 22,903   | 1,334,424        | 54   | Griffin/Mejia/Claudio                                   |
| 4-----                   | TEX     | 8-4   | W   | 52-55 | 3rd   | -7.0                         | 22,272   | 1,356,696        | 55   | Colón/Perez   |
| 5-----                   | TEX     | 1-4   | L   | 52-56 | 3rd   | -7.0                         | 27,415   | 1,384,384        | 56   | Hamels/Gibson   |
| 6-----                   | TEX     | 6-5   | W   | 53-56 | 3rd   | -6.0                         | 29,056   | 1,413,167        | 57   | Berrios/Bibens-Dirks/Belisle                            |
| 7-----                   | MIL     | 5-4   | W   | 54-56 | 3rd   | -5.5                         | 31,339   | 1,444,506        | 58   | Boshers/Drake/Belisle                                   |
| 8-----                   | MIL     | 11-4  | W   | 55-56 | 3rd   | -5.5                         | 34,185   | 1,478,691        | 59   | Duffey/Garza/Gee  |
| 9-----                   | at MIL  | 4-0   | W   | 56-56 | 3rd   | -4.5                         | 30,174   |                  |      | Colón/Woodruff  |
| 10-----                  | at MIL  | 7-2   | W   | 57-56 | 2nd   | -3.5                         | 33,904   |                  |      | Busenitz/Davies   |
| 11-----                  | at DET  | 9-4   | W   | 58-56 | 2nd   | -3.5                         | 29,733   |                  |      | Pressly/Sanchez   |
| 12-----                  | at DET  | 11-12 | L   | 58-57 | 2nd   | -4.5                         | 33,006   |                  |      | Greene/Belisle  |
| 13-----                  | at DET  | 6-4   | W   | 59-57 | 2nd   | -4.5                         | 30,582   |                  |      | Duffey/Rondón/Hildenberger                              |
| 14-----                  | OFF DAY |       |     | 59-57 | 2nd   | -5.0                         |  |                  |      |   |
| 15-----                  | CLE     | 1-8   | L   | 59-58 | T-2nd | -6.0                         | 29,626   | 1,508,317        | 60   | Salazar/Colón   |
| 16-----                  | CLE     |       |     |       | 3rd   | -6.0                         |  |                  |      | -- Postponed - Rain - Game rescheduled for August 17 -- |
| 17-----                  | CLE     | 3-9   | L   | 59-59 | 3rd   | -7.0                         | 29,579   | 1,537,896        | 61   | Carrasco/Gibson   |
| -----                    | CLE&&   | 4-2   | W   | 60-59 | 3rd   | -6.0                         | 22,857   | 1,560,753        | 62   | Hildenberger/Clevinger/Belisle                          |
| 18-----                  | ARI     | 10-3  | W   | 61-59 | 2nd   | -6.0                         | 25,830   | 1,586,583        | 63   | Santana/Godley  |
| 19-----                  | ARI     | 5-0   | W   | 62-59 | 2nd   | -6.0                         | 29,456   | 1,616,039        | 64   | Berrios/Greinke   |
| 20-----                  | ARI     | 12-5  | W   | 63-59 | 2nd   | -5.0                         | 27,367   | 1,643,406        | 65   | Colón/McFarland   |
| 21-----                  | at CWS  | 6-7   | L   | 63-60 | 2nd   | -5.5                         |  |                  |      | Rodon/Melville/Minaya                                   |
| at CWS###                |         | 10-2  | W   | 64-60 | 2nd   |                              | 14,493   |                  |      | Gee/Fulmer/Duffey                                       |
| 22-----                  | at CWS  | 4-1   | W   | 65-60 | 2nd   | -4.5                         | 14,053   |                  |      | Gibson/Giolito/Belisle                                  |
| 23-----                  | at CWS  | 3-4   | L   | 65-61 | 2nd   | -4.5                         | 15,605   |                  |      | Farquhar/Hildenberger                                   |
| 24-----                  | at CWS  | 1-5   | L   | 65-62 | 2nd   | -5.5                         | 16,013   |                  |      | Holland/Berrios   |
| 25-----                  | at TOR  | 6-1   | W   | 66-62 | 2nd   | -5.5                         | 37,525   |                  |      | Colón/Happ  |
| 26-----                  | at TOR  | 9-10  | L   | 66-63 | 2nd   | -6.5                         | 45,591   |                  |      | Estrada/Gee/Osuna                                       |
| 27-----                  | at TOR  | 7-2   | W   | 67-63 | 2nd   | -6.5                         | 42,478   |                  |      | Gibson/Biagini  |
| 28-----                  | OFF DAY |       |     | 67-63 | 2nd   | -7.0                         |  |                  |      |   |
| 29-----                  | CWS     | 6-4   | W   | 68-63 | 2nd   | -6.5                         | 20,530   | 1,663,936        | 66   | Santana/Shields/Belisle                                 |
| 30-----                  | CWS     | 11-1  | W   | 69-63 | 2nd   | -7.0                         | 21,172   | 1,685,108        | 67   | Berrios/Holland   |
| 31-----                  | CWS     | 5-4   | W   | 70-63 | 2nd   | -6.5                         | 21,288   | 1,706,396        | 68   | Belisle/Minaya  |
| SEPT (14-14)             |         |       |     |       |       | Batting: .268 (261-for-973)  | Pitching: 14-14-4, 4.52 ERA (245.0 IP, 123 ER) |                  |      |   |
| 1-----                   | KC      | 6-7   | L   | 70-64 | 2nd   | -8.0                         | 24,068   | 1,730,464        | 69   | Hammel/Gee/Alexander                                    |
| 2-----                   | KC      | 17-0  | W   | 71-64 | 2nd   | -8.0                         | 33,413   | 1,763,877        | 70   | Gibson/Garcia   |
| 3-----                   | KC      | 4-5   | L   | 71-65 | 2nd   | -9.0                         | 32,234   | 1,796,111        | 71   | Alexander/Busenitz/Maurer                               |
| 4-----                   | at TB   | 4-11  | L   | 71-66 | 2nd   | -10.0                        | 12,108   |                  |      | Cobb/ Berrios   |
| 5-----                   | at TB   | 1-2   | L   | 71-67 | 2nd   | -11.0                        | 6,509  |                  |      | Odorizzi/Colón  |
| 6-----                   | at TB   | 10-6  | W   | 72-67 | 2nd   | -11.0                        | 7,185  |                  |      | Rogers/Cishek   |
| 7-----                   | at KC   | 4-2   | W   | 73-67 | 2nd   | -11.0                        | 26,485   |                  |      | Hildenberger/Herrera/Belisle                            |
| 8-----                   | at KC   | 8-5   | W   | 74-67 | 2nd   | -11.0                        | 31,879   |                  |      | Santana/Kennedy/Belisle                                 |
| 9-----                   | at KC   | 2-5   | L   | 74-68 | 2nd   | -12.0                        | 29,991   |                  |      | Minor/Pressly/Maurer                                    |
| 10-----                  | at KC   | 3-11  | L   | 74-69 | 2nd   | -13.0                        | 35,003   |                  |      | Vargas/Colón  |
| 11-----                  | OFF DAY |       |     | 74-69 | 2nd   | -13.5                        |  |                  |      |   |
| 12-----                  | SD      | 16-0  | W   | 75-69 | 2nd   | -13.5                        | 28,852   | 1,824,963        | 72   | Gibson/Wood   |
| 13-----                  | SD      | ^3-1  | W   | 76-69 | 2nd   | -13.5                        | 20,018   | 1,844,981        | 73   | Belisle/Maton   |
| 14-----                  | TOR     | ^3-2  | W   | 77-69 | 2nd   | -13.5                        | 22,664   | 1,867,645        | 74   | Gee/Santos  |
| 15-----                  | TOR     | 3-4   | L   | 77-70 | 2nd   | -13.5                        | 27,902   | 1,895,547        | 75   | Happ/Colón/Osuna  |
| 16-----                  | TOR     | 2-7   | L   | 77-71 | 2nd   | -14.5                        | 29,917   | 1,925,463        | 76   | Estrada/Mejia   |
| 17-----                  | TOR     | 13-7  | W   | 78-71 | 2nd   | -14.5                        | 27,572   | 1,953,035        | 77   | Gibson/Biagini  |
| 18-----                  | at NYY  | 2-1   | L   | 78-72 | 2nd   | -15.0                        | 30,435   |                  |      | Robertson/Santana/Chapman                               |
| 19-----                  | at NYY  | 2-5   | L   | 78-73 | 2nd   | -16.0                        | 30,218   |                  |      | Sabathia/Berrios/Chapman                                |
| 20-----                  | at NYY  | 3-11  | L   | 78-74 | 2nd   | -17.0                        | 30,099   |                  |      | Shreve/Colón  |
| 21-----                  | at DET  | 12-1  | W   | 79-74 | 2nd   | -17.0                        | 25,437   |                  |      | Gee/Zimmermann  |
| 22-----                  | at DET  | 7-3   | W   | 80-74 | 2nd   | -16.0                        | 25,390   |                  |      | Gibson/Norris   |
| 23-----                  | at DET  | 10-4  | W   | 81-74 | 2nd   | -16.0                        | 26,800   |                  |      | Santana/Stumpf  |
| 24-----                  | at DET  | 10-4  | W   | 82-74 | 2nd   | -16.0                        | 23,882   |                  |      | Berrios/Farmer  |
| 25-----                  | OFF DAY |       |     | 82-74 | 2nd   | -16.0                        |  |                  |      |   |
| 26-----                  | at CLE  | 8-6   | W   | 83-74 | 2nd   | -15.0                        | 21,268   |                  |      | Rogers/Shaw/Belisle                                     |
| 27-----                  | at CLE  | 2-4   | L   | 83-75 | 2nd   | -16.0                        | 19,682   |                  |      | Clevinger/Mejia   |
| 28-----                  | at CLE  | 2-5   | L   | 83-76 | 2nd   | -17.0                        | 21,810   |                  |      | Carrasco/Hildenberger                                   |
| 29-----                  | DET     | 6-3   | W   | 84-76 | 2nd   | -17.0                        | 34,580   | 1,987,616        | 78   | Berrios/Boyd/Belisle                                    |
| 30-----                  | DET     | 2-3   | L   | 84-77 | 2nd   | -17.0                        | 35,535   | 2,023,131        | 79   | Farmer/Slegers/Greene                                   |
| 1-----                   | DET     | 5-1   | W   | 85-77 | 2nd   | -17.0                        | 28,148   | 2,051,279        | 80   | Colón/Sanchez/Moya                                      |

\* - Denotes Sellout (1 in 2017) ^ - Denotes Extra-Innings (Twins are 3-3 in extra-innings)

# - Makeup game from April 19 vs. CLE ## - Makeup game from April 29 at KC ### - Makeup game from May 10 at CWS

& - Makeup game from May 17 vs. COL && - Makeup game from May 20 vs. KC &&& - Makeup game from August 16 vs. CLE

# TWINS 2017 HOME RUNS

## HOME RUNS BY POSITION

| C  | 1B | 2B | 3B | SS | LF | CF | RF | DH | PH | TOTAL |
|----|----|----|----|----|----|----|----|----|----|-------|
| 14 | 16 | 34 | 38 | 17 | 22 | 20 | 25 | 16 | 3  | 206   |

### EWIRE ADRIANZA (2)

| No. | Date | Opp. | Runs | Pitcher |
|-----|------|------|------|---------|
| 1   | 7/16 | @HOU | 1    | Fiers   |
| 2   | 9/6  | @TBR | 3    | Snell   |

### BYRON BUXTON (16)

| No. | Date     | Opp. | Runs | Pitcher    |
|-----|----------|------|------|------------|
| 1   | 5/2      | OAK  | 1    | Valdez     |
| 2   | 5/16     | COL  | 1    | Freeland   |
| 3   | 6/11     | @SFG | 1    | Cain       |
| 4   | 6/14     | SEA  | 1    | Gaviglio   |
| 5   | 7/4      | LAA  | 1    | Parker     |
| 6   | 8/12     | @DET | 1    | Zimmermann |
| 7   | 8/17 (1) | CLE  | 1    | Carrasco   |
| 8   | 8/18     | ARI  | 1    | Godley     |
| 9   | 8/21 (2) | @CHW | 1    | Covey      |
| 10  | 8/24     | @CHW | 1    | Holland    |
| 11  | 8/27     | @TOR | 2    | Biagini    |
| 12  | 8/27     | @TOR | 1    | Dermody    |
| 13  | 8/27     | @TOR | 1    | Mayza      |
| 14  | 9/9      | @KCR | 1    | Junis      |
| 15  | 9/14     | TOR  | 1    | Santos     |
| 16  | 9/17     | TOR  | 1    | Biagini    |

### JASON CASTRO (10)

| No. | Date     | Opp. | Runs | Pitcher   |
|-----|----------|------|------|-----------|
| 1   | 4/8      | @CHW | 2    | Gonzalez  |
| 2   | 4/22     | DET  | 1    | Rodriguez |
| 3   | 5/2      | OAK  | 1    | Gray      |
| 4   | 5/31     | HOU  | 2    | Sipp      |
| 5   | 6/4      | @LAA | 1    | Nolasco   |
| 6   | 6/8      | @SEA | 1    | Bergman   |
| 7   | 8/21 (2) | @CHW | 1    | Covey     |
| 8   | 9/12     | SDP  | 2    | Wood      |
| 9   | 9/12     | SDP  | 1    | Valdez    |
| 10  | 10/1     | DET  | 1    | Hardy     |

### BRIAN DOZIER (34)

| No. | Date     | Opp. | Runs | Pitcher    |
|-----|----------|------|------|------------|
| 1   | 4/12     | @DET | 1    | Fulmer     |
| 2   | 4/16     | CHW  | 1    | Shields    |
| 3   | 5/2      | OAK  | 1    | Gray       |
| 4   | 5/2      | OAK  | 1    | Valdez     |
| 5   | 5/11     | @CHW | 1    | Holland    |
| 6   | 5/23     | @BAL | 1    | Bundy      |
| 7   | 5/27     | TBR  | 2    | Hunter     |
| 8   | 5/31     | HOU  | 1    | Paulino    |
| 9   | 6/6      | @SEA | 1    | Faxton     |
| 10  | 6/10     | @SFG | 2    | Samardzija |
| 11  | 6/13     | SEA  | 1    | Lawrence   |
| 12  | 6/17 (2) | CLE  | 1    | Goody      |
| 13  | 6/24     | @CLE | 1    | Allen      |
| 14  | 7/14     | @HOU | 1    | Morton     |
| 15  | 7/15     | @HOU | 1    | Musgrove   |
| 16  | 7/23     | DET  | 1    | Wilson     |
| 17  | 7/30     | @OAK | 1    | Cotton     |
| 18  | 8/4      | TEX  | 1    | Perez      |
| 19  | 8/4      | TEX  | 1    | Perez      |
| 20  | 8/6      | TEX  | 2    | Martinez   |
| 21  | 8/8      | MIL  | 4    | Garza      |
| 22  | 8/9      | @MIL | 1    | Woodruff   |
| 23  | 8/13     | @DET | 1    | Boyd       |
| 24  | 8/18     | ARI  | 1    | Bracho     |
| 25  | 8/20     | ARI  | 1    | ShIPLEY    |
| 26  | 8/21 (2) | @CHW | 3    | Fulmer     |
| 27  | 9/2      | KCR  | 3    | Skoglund   |
| 28  | 9/4      | @TBR | 2    | Kittredge  |
| 29  | 9/6      | @TBR | 1    | Snell      |
| 30  | 9/12     | SDP  | 1    | Wood       |
| 31  | 9/15     | TOR  | 1    | Happ       |
| 32  | 9/22     | @DET | 1    | Greene     |
| 33  | 9/26     | @CLE | 3    | Shaw       |
| 34  | 9/29     | DET  | 3    | Boyd       |

### EDUARDO ESCOBAR (21)

| No. | Date | Opp. | Runs | Pitcher   |
|-----|------|------|------|-----------|
| 1   | 4/5  | KCR  | 3    | Strahm    |
| 2   | 4/26 | @TEX | 2    | Hamelis   |
| 3   | 5/4  | OAK  | 2    | Montas    |
| 4   | 5/11 | @CHW | 3    | Holland   |
| 5   | 6/11 | @SFG | 1    | Cain      |
| 6   | 6/14 | SEA  | 1    | Gaviglio  |
| 7   | 6/15 | SEA  | 2    | Miranda   |
| 8   | 6/27 | @BOS | 1    | Abad      |
| 9   | 7/23 | DET  | 2    | Boyd      |
| 10  | 7/30 | @OAK | 2    | Cotton    |
| 11  | 8/18 | ARI  | 2    | Hernandez |
| 12  | 8/26 | @TOR | 2    | Estrada   |
| 13  | 9/2  | KCR  | 1    | McCarthy  |
| 14  | 9/2  | KCR  | 3    | Cahill    |
| 15  | 9/3  | KCR  | 2    | Kennedy   |
| 16  | 9/8  | @KCR | 1    | Cahill    |
| 17  | 9/9  | @KCR | 1    | Junis     |
| 18  | 9/12 | SDP  | 1    | Mazzoni   |
| 19  | 9/16 | TOR  | 1    | Estrada   |
| 20  | 9/24 | @DET | 3    | Alcantara |
| 21  | 9/29 | DET  | 1    | Boyd      |

### CHRIS GIMENEZ (7)

| No. | Date     | Opp. | Runs | Pitcher    |
|-----|----------|------|------|------------|
| 1   | 5/21 (2) | KCR  | 1    | Young      |
| 2   | 6/15     | SEA  | 3    | Miranda    |
| 3   | 6/15     | SEA  | 1    | Miranda    |
| 4   | 6/24     | @CLE | 1    | McAllister |
| 5   | 6/26     | @BOS | 1    | Sale       |
| 6   | 8/20     | ARI  | 1    | Shley      |
| 7   | 10/1     | DET  | 1    | Verhagen   |

### ZACK GRANITE (1)

| No. | Date | Opp. | Runs | Pitcher |
|-----|------|------|------|---------|
| 1   | 9/23 | @DET | 3    | Hardy   |

### ROBBIE GROSSMAN (9)

| No. | Date     | Opp. | Runs | Pitcher    |
|-----|----------|------|------|------------|
| 1   | 4/13     | @DET | 3    | Zimmermann |
| 2   | 5/6      | BOS  | 1    | Porcello   |
| 3   | 5/19     | KCR  | 1    | Karns      |
| 4   | 5/21 (2) | KCR  | 2    | Kennedy    |
| 5   | 5/29     | HOU  | 1    | Janowski   |
| 6   | 6/2      | @LAA | 2    | Ramirez    |
| 7   | 8/4      | TEX  | 3    | Perez      |
| 8   | 9/5      | @TBR | 1    | Colome     |
| 9   | 9/7      | @KCR | 1    | Gaviglio   |

### MAX KEPLER (19)

| No. | Date     | Opp. | Runs | Pitcher   |
|-----|----------|------|------|-----------|
| 1   | 4/13     | @DET | 3    | Sanchez   |
| 2   | 4/23     | DET  | 2    | Sanchez   |
| 3   | 5/13     | @CLE | 1    | Otero     |
| 4   | 5/21 (2) | KCR  | 2    | Kennedy   |
| 5   | 5/22     | @BAL | 1    | Jimenez   |
| 6   | 6/2      | @LAA | 2    | Ramirez   |
| 7   | 6/3      | @LAA | 1    | Shoemaker |
| 8   | 6/13     | SEA  | 1    | Bergman   |
| 9   | 6/28     | @BOS | 2    | Porcello  |
| 10  | 7/3      | LAA  | 1    | Meyer     |
| 11  | 8/6      | TEX  | 2    | Martinez  |
| 12  | 8/8      | MIL  | 2    | Garza     |
| 13  | 8/8      | MIL  | 1    | Garza     |
| 14  | 8/11     | @DET | 2    | Sanchez   |
| 15  | 8/17 (2) | CLE  | 1    | Clevinger |
| 16  | 8/18     | ARI  | 1    | Godley    |
| 17  | 8/26     | @TOR | 4    | Tepera    |
| 18  | 9/19     | @NYY | 1    | Sabatthia |
| 19  | 9/22     | @DET | 1    | Norris    |

### JOE MAUER (7)

| No. | Date | Opp. | Runs | Pitcher       |
|-----|------|------|------|---------------|
| 1   | 5/2  | OAK  | 2    | Cesar Valdez  |
| 2   | 5/5  | BOS  | 1    | Matt Barnes   |
| 3   | 5/28 | TBR  | 1    | Ryan Garton   |
| 4   | 6/2  | @LAA | 2    | J.C. Ramirez  |
| 5   | 7/3  | LAA  | 2    | Alex Meyer    |
| 6   | 8/12 | @DET | 2    | Edward Mujica |
| 7   | 9/17 | TOR  | 4    | Chris Rowley  |

### JORGE POLANCO (13)

| No. | Date     | Opp. | Runs | Pitcher       |
|-----|----------|------|------|---------------|
| 1   | 4/9      | @CHW | 1    | Jose Quintana |
| 2   | 5/14     | @CLE | 1    | Trevor Bauer  |
| 3   | 6/23     | @CLE | 2    | Trevor Bauer  |
| 4   | 8/21 (1) | @CHW | 3    | Derek Holland |
| 5   | 8/21 (2) | @CHW | 3    | Carson Fulmer |
| 6   | 8/22     | @CHW | 1    | Lucas Giolito |
| 7   | 8/23     | @CHW | 1    | James Shields |
| 8   | 8/29     | CHW  | 1    | James Shields |
| 9   | 8/29     | CHW  | 1    | Aaron Bummer  |
| 10  | 9/1      | KCR  | 2    | Jason Hammel  |
| 11  | 9/12     | SDP  | 2    | Travis Wood   |
| 12  | 9/24     | @DET | 1    | Buck Farmer   |
| 13  | 9/27     | @CLE | 2    | Cody Allen    |

### EDDIE ROSARIO (27)

| No. | Date | Opp. | Runs | Pitcher     |
|-----|------|------|------|-------------|
| 1   | 4/21 | DET  | 3    | Jimenez     |
| 2   | 4/23 | DET  | 1    | Fulmer      |
| 3   | 5/4  | OAK  | 1    | Cotton      |
| 4   | 5/27 | TBR  | 1    | Odorizzi    |
| 5   | 5/31 | HOU  | 1    | Hoyt        |
| 6   | 6/13 | SEA  | 2    | Bergman     |
| 7   | 6/13 | SEA  | 2    | Lawrence    |
| 8   | 6/13 | SEA  | 1    | Ruiz        |
| 9   | 6/16 | CLE  | 1    | Carrasco    |
| 10  | 6/25 | @CLE | 1    | Josh Tomlin |
| 11  | 7/24 | @LAD | 1    | Dayton      |
| 12  | 8/6  | TEX  | 1    | Martinez    |
| 13  | 8/8  | MIL  | 1    | Garza       |
| 14  | 8/8  | MIL  | 1    | Jeffress    |
| 15  | 8/11 | @DET | 3    | Sanchez     |
| 16  | 8/12 | @DET | 2    | Zimmermann  |
| 17  | 8/20 | ARI  | 4    | Shiple      |
| 18  | 8/22 | @CHW | 2    | Giolito     |
| 19  | 8/30 | CHW  | 2    | Holland     |
| 20  | 8/30 | CHW  | 1    | Pelfrey     |
| 21  | 9/8  | @KCR | 1    | Kennedy     |
| 22  | 9/12 | SDP  | 2    | Valdez      |
| 23  | 9/13 | SDP  | 2    | Maton       |
| 24  | 9/16 | TOR  | 1    | Estrada     |
| 25  | 9/17 | TOR  | 1    | Biagini     |
| 26  | 9/17 | TOR  | 1    | Rowley      |
| 27  | 9/26 | @CLE | 1    | Tomlin      |

### MIGUEL SANÓ (28)

| No. | Date    | Opp. | Runs | Pitcher    |
|-----|---------|------|------|------------|
| 1   | 4/3     | KCR  | 1    | Duffy      |
| 2   | 4/9     | @CHW | 2    | Jones      |
| 3   | 4/13    | @DET | 3    | Sanchez    |
| 4   | 4/18    | CLE  | 1    | Otero      |
| 5   | 4/25    | @TEX | 1    | Cashner    |
| 6   | 4/28    | @KCR | 2    | Kennedy    |
| 7   | 4/30    | @KCR | 3    | Hammel     |
| 8   | 5/2     | OAK  | 2    | Gray       |
| 9   | 5/11    | @CHW | 1    | Holland    |
| 10  | 5/12    | @CLE | 1    | Tomlin     |
| 11  | 5/22    | @BAL | 2    | Crichton   |
| 12  | 5/29    | HOU  | 2    | Janowski   |
| 13  | 6/1     | @LAA | 1    | Meyer      |
| 14  | 6/4     | @LAA | 2    | Nolasco    |
| 15  | 6/7     | @SEA | 3    | Gallardo   |
| 16  | 6/14    | SEA  | 2    | Gaviglio   |
| 17  | 6/20    | CHW  | 2    | Holland    |
| 18  | 6/21    | CHW  | 1    | Holmberg   |
| 19  | 7/1 (1) | @KCR | 1    | Farrell    |
| 20  | 7/1 (2) | @KCR | 3    | Hammel     |
| 21  | 7/8     | BAL  | 1    | Miley      |
| 22  | 7/18    | NYY  | 1    | Cessa      |
| 23  | 7/19    | NYY  | 3    | Montgomery |
| 24  | 7/29    | @OAK | 2    | Smith      |
| 25  | 8/2     | @SDP | 1    | Pardomo    |
| 26  | 8/13    | @DET | 2    | Boyd       |
| 27  | 8/18    | ARI  | 2    | Hernandez  |
| 28  | 8/18    | ARI  | 1    | Bracho     |

### KENNY VARGAS (11)

| No. | Date | Opp. | Runs | Pitcher       |
|-----|------|------|------|---------------|
| 1   | 4/25 | @TEX | 1    | Cashner       |
| 2   | 5/3  | OAK  | 3    | Graveman      |
| 3   | 5/7  | BOS  | 1    | Barnes        |
| 4   | 5/9  | @CHW | 2    | Pelfrey       |
| 5   | 5/19 | KCR  | 2    | Herrera       |
| 6   | 6/10 | @SFG | 1    | Samardzija    |
| 7   | 6/20 | CHW  | 3    | Holland       |
| 8   | 7/16 | @HOU | 1    | Fiers         |
| 9   | 8/22 | @CHW | 1    | Lucas Giolito |
| 10  | 9/10 | @KCR | 2    | McCarthy      |
| 11  | 9/12 | SDP  | 3    | Mazzoni       |

# TWINS 2017 TRANSACTIONS

| DATE | NO | PLAYER                   | POS   | TRANSACTION  |
|------|----|--------------------------|-------|--|
| 1/11 | 32 | Ryan Vogelsong.....      | RHP   | Signed to minor league contract                              |
|      | 23 | Nick Tepesch.....        | RHP   | Signed to minor league contract                              |
| 1/12 | 38 | Chris Gimenez.....       | C     | Signed to minor league contract                              |
| 2/3  | 9  | Matt Belisle.....        | RHP   | Signed to one-year contract                                  |
|      | 52 | Byung Ho Park.....       | 1B/DH | Designated for release or assignment                         |
| 2/6  | 16 | Ehrie Adrianza.....      | INF   | Claimed off waivers from Milwaukee                           |
|      | 35 | Pat Light.....           | RHP   | Designated for release or assignment                         |
| 2/8  | 47 | Craig Breslow.....       | LHP   | Signed to minor league contract                              |
|      | 8  | Drew Stubbs.....         | OF    | Signed to minor league contract                              |
| 2/9  | 35 | Light, Pat.....          | RHP   | Traded to Pittsburgh in exchange for cash considerations     |
| 3/13 | 76 | Jorge, Felix.....        | RHP   | Optioned to Double-A Chattanooga                             |
|      | 74 | Melotakis, Mason.....    | LHP   | Optioned to Triple-A Rochester                               |
|      | 77 | Romero, Fernando.....    | RHP   | Optioned to Double-A Chattanooga                             |
|      | 64 | Rosario, Randy.....      | LHP   | Optioned to Double-A Chattanooga                             |
|      | 67 | Gonsalves, Stephen.....  | LHP   | Reassigned to minor league camp                              |
|      | 84 | Slegers, Aaron.....      | RHP   | Reassigned to minor league camp                              |
| 3/18 | 43 | Garver, Mitch.....       | C     | Optioned to Triple-A Rochester                               |
|      | 66 | Granite, Zack.....       | OF    | Optioned to Triple-A Rochester                               |
|      | 73 | Palka, Daniel.....       | OF    | Optioned to Triple-A Rochester                               |
|      | 1  | Vielma, Engelb.....      | INF   | Optioned to Triple-A Rochester                               |
|      | 71 | Goodrum, Niko.....       | INF   | Reassigned to minor league camp                              |
|      | 83 | Gordon, Nick.....        | INF   | Reassigned to minor league camp                              |
|      | 72 | Reginatto, Leonardo..... | INF   | Reassigned to minor league camp                              |
|      | 78 | Rohlfing, Dan.....       | C     | Reassigned to minor league camp                              |
| 3/21 | 81 | Fernandez, Raul.....     | RHP   | Reassigned to minor league camp                              |
|      | 79 | Reed, Jake.....          | RHP   | Reassigned to minor league camp                              |
|      | 32 | Vogelsong, Ryan.....     | RHP   | Granted free agency  |
| 3/22 | 65 | May, Trevor.....         | RHP   | Placed on 60-day disabled list (right elbow surgery)         |
|      | 47 | Breslow, Craig.....      | LHP   | Contract selected  |
| 3/24 | 60 | Chargois, J.T.....       | RHP   | Optioned to Triple-A Rochester                               |
| 3/25 | 17 | Berrios, José.....       | RHP   | Optioned to Triple-A Rochester                               |
| 3/26 | 8  | Stubbs, Drew.....        | OF    | Granted unconditional release, making him a free agent       |
|      | 80 | Rucinski, Drew.....      | RHP   | Reassigned to minor league camp                              |
| 3/28 | 62 | Boshers, Buddy.....      | LHP   | Optioned to Triple-A Rochester                               |
|      | 30 | Field, Tommy.....        | INF   | Reassigned to minor league camp                              |
| 3/29 | 23 | Tepesch, Nick.....       | RHP   | Reassigned to minor league camp                              |
|      | 51 | Wimmers, Alex.....       | RHP   | Reassigned to minor league camp                              |
| 3/30 | 12 | Murphy, John Ryan.....   | C     | Optioned to Triple-A Rochester                               |
|      | 68 | Gonzalez, Bengie.....    | INF   | Reassigned to minor league camp                              |
|      | 37 | Hague, Matt.....         | INF   | Reassigned to minor league camp                              |
|      | 52 | Park, ByungHo.....       | INF   | Reassigned to minor league camp                              |
|      | 50 | Paulsen, Ben.....        | INF   | Reassigned to minor league camp                              |
|      | 70 | Rodriguez, Eddy.....     | C     | Reassigned to minor league camp                              |
|      | 24 | Shuck, J.B.....          | INF   | Reassigned to minor league camp                              |
|      | 16 | Adrianza, Ehrie.....     | INF   | Placed on 10-day disabled list (right oblique strain)        |
|      | 61 | O'Rourke, Ryan.....      | LHP   | Placed on 10-day disabled list (left forearm strain)         |
| 4/2  | 15 | Perkins, Glen.....       | LHP   | Placed on 60-day disabled list (rehab from shoulder surgery) |
|      | 38 | Gimenez, Chris.....      | C     | Contract selected  |
|      | 19 | Vargas, Kennys.....      | 1B/DH | Optioned to Triple-A Rochester                               |
| 4/23 | 58 | Haley, Justin.....       | RHP   | Placed on 10-day disabled list (right biceps tendonitis)     |
|      | 49 | Mejia, Adalberto.....    | LHP   | Optioned to Triple-A Rochester                               |
|      | 62 | Boshers, Buddy.....      | LHP   | Recalled from Triple-A Rochester                             |
|      | 19 | Vargas, Kennys.....      | 1B/DH | Recalled from Triple-A Rochester                             |
| 4/24 | 62 | Boshers, Buddy.....      | LHP   | Optioned to Triple-A Rochester                               |
|      | 23 | Tepesch, Nick.....       | RHP   | Contract selected  |
|      | 61 | O'Rourke, Ryan.....      | LHP   | Transferred to 60-day disabled list                          |
| 4/28 | 53 | Santiago, Hector.....    | LHP   | Bereavement List   |
|      | 62 | Boshers, Buddy.....      | LHP   | Recalled from Triple-A Rochester                             |
| 5/3  | 62 | Boshers, Buddy.....      | LHP   | Optioned to Triple-A Rochester                               |
|      | 53 | Santiago, Hector.....    | LHP   | Activated from Bereavement List                              |
| 5/4  | 44 | Gibson, Kyle.....        | RHP   | Optioned to Triple-A Rochester                               |
| 5/5  | 32 | Rucinski, Drew.....      | RHP   | Contract selected  |
|      | 39 | Santana, Danny.....      | OF    | Designated for release or assignment                         |
|      | 16 | Adrianza, Ehrie.....     | INF   | Reinstated from rehab and recalled from Triple-A Rochester   |
| 5/6  | 59 | Tonkin, Michael.....     | RHP   | Designated for release or assignment                         |
| 5/7  | 58 | Haley, Justin.....       | RHP   | Reinstated from 10-day disabled list                         |
| 5/8  |    | Chapman, Kevin.....      | RHP   | Acquired from Atlanta via trade                              |
|      | 39 | Santana, Danny.....      | IF/OF | Traded to Atlanta  |
| 5/10 | 32 | Rucinski, Drew.....      | RHP   | Optioned to Triple-A Rochester                               |
|      | 39 | Wilk, Adam.....          | LHP   | Claimed off waivers from New York-NL                         |
| 5/12 | 17 | Berrios, José.....       | RHP   | Recalled from Triple-A Rochester                             |
|      | 23 | Tepesch, Nick.....       | RHP   | Optioned to Triple-A Rochester                               |
| 5/18 | 32 | Rucinski, Drew.....      | RHP   | Added as 26th-man for split doubleheader                     |
| 5/21 | 49 | Mejia, Adalberto.....    | LHP   | Added as 26th man for straight doubleheader                  |
| 5/22 | 45 | Hughes, Phil.....        | RHP   | Placed on 10-day disabled list (shoulder discomfort)         |
|      | 44 | Gibson, Kyle.....        | RHP   | Recalled from Triple-A Rochester                             |

# TWINS 2017 TRANSACTIONS

| DATE | NO | PLAYER                    | POS   | TRANSACTION   |
|------|----|---------------------------|-------|---|
| 5/26 | 49 | Mejia, Adalberto.....     | LHP   | Recalled from Triple-A Rochester  |
|      | 39 | Wilk, Adam.....           | LHP   | Designated for release or assignment  |
| 5/29 | 58 | Haley, Justin.....        | RHP   | Placed on 10-day disabled list (shoulder soreness)  |
|      | 19 | Vargas, Kennys.....       | 1B/DH | Optioned to Triple-A Rochester  |
|      | 32 | Rucinski, Drew.....       | RHP   | Recalled from Triple-A Rochester  |
|      | 50 | Wheeler, Jason.....       | LHP   | Contract selected   |
| 5/29 | 32 | Rucinski, Drew.....       | RHP   | Optioned to Triple-A Rochester  |
| 5/30 | 62 | Boshers, Buddy.....       | LHP   | Recalled from Triple-A Rochester  |
| 5/31 | 57 | Pressly, Ryan.....        | RHP   | Optioned to Triple-A Rochester  |
|      | 50 | Wheeler, Jason.....       | LHP   | Designated for release or assignment  |
| 6/1  | 51 | Wimmers, Alex.....        | RHP   | Contract selected   |
|      | 64 | Rosario, Randy.....       | LHP   | Recalled from Double-A Chattanooga  |
| 6/7  | 11 | Polanco, Jorge.....       | INF   | Placed on Bereavement List  |
|      | 19 | Vargas, Kennys.....       | 1B/DH | Recalled from Triple-A Rochester  |
|      | 50 | Heston, Chris.....        | RHP   | Claimed off waivers from Los Angeles-NL   |
|      | 23 | Tepesch, Nick.....        | RHP   | Placed on release waivers   |
|      | 53 | Santiago, Hector.....     | LHP   | Placed on 10-day disabled list (left shoulder strain)   |
| 6/10 | 66 | Turley, Nik.....          | LHP   | Contract selected   |
|      | 64 | Rosario, Randy.....       | LHP   | Optioned to Double-A Chattanooga  |
|      | 32 | Rucinski, Drew.....       | RHP   | Designated for release or assignment  |
| 6/12 | 11 | Polanco, Jorge.....       | INF   | Reinstated from Bereavement List  |
|      | 50 | Heston, Chris.....        | RHP   | Optioned to Triple-A Rochester  |
|      | 51 | Wimmers, Alex.....        | RHP   | Optioned to Triple-A Rochester  |
| 6/13 | 57 | Pressly, Ryan.....        | RHP   | Recalled from Triple-A Rochester  |
| 6/17 | 39 | Wilk, Adam.....           | LHP   | Recalled from Triple-A Rochester  |
|      | 57 | Pressly, Ryan.....        | RHP   | Optioned to Triple-A Rochester  |
|      | 51 | Wimmers, Alex.....        | RHP   | Added as 26th man for split doubleheader  |
|      | 39 | Wilk, Adam.....           | LHP   | Designated for release or assignment  |
|      | 67 | Busenitz, Alan.....       | RHP   | Contract selected   |
| 6/22 | 16 | Adrianza, Ehire.....      | INF   | Placed on 10-day disabled list (abdominal issues)   |
|      | 66 | Turley, Nik.....          | LHP   | Optioned to Triple-A Rochester  |
| 6/23 | 35 | Gee, Dillon.....          | RHP   | Contract selected   |
|      | 39 | Hildenberger, Trevor..... | RHP   | Contract selected   |
|      | 74 | Melotakis, Mason.....     | LHP   | Designated for release or assignment  |
|      | 51 | Wimmers, Alex.....        | RHP   | Designated for release or assignment  |
| 6/27 | 35 | Gee, Dillon.....          | RHP   | Optioned to Triple-A Rochester  |
|      | 53 | Santiago, Hector.....     | LHP   | Activated from 10-day disabled list (shoulder strain)   |
| 6/28 | 49 | Breslow, Craig.....       | LHP   | Placed on 10-day disabled list (rib cage soreness)  |
|      |    | Hughes, Phil.....         | RHP   | Activated from 10-day disabled list   |
| 7/1  | 57 | Pressly, Ryan.....        | RHP   | Recalled from Triple-A Rochester  |
|      | 67 | Busenitz, Alan.....       | RHP   | Optioned to Triple-A Rochester  |
|      | 76 | Jorge, Felix.....         | RHP   | Added as 26th man for split doubleheader  |
| 7/3  | 16 | Adrianza, Ehire.....      | INF   | Activated from 10-day disabled list (abdominal issues)  |
|      | 19 | Vargas, Kennys.....       | 1B/DH | Optioned to Triple-A Rochester  |
| 7/5  | 67 | Busenitz, Alan.....       | RHP   | Recalled from Triple-A Rochester  |
|      | 53 | Santiago, Hector.....     | LHP   | Placed on 10-day disabled list (upper back pain)  |
| 7/7  | 67 | Busenitz, Alan.....       | RHP   | Optioned to Triple-A Rochester  |
|      | 76 | Jorge, Felix.....         | RHP   | Recalled from Double-A Chattanooga  |
|      | 7  | Mauer, Joe.....           | 1B    | Placed on 10-day disabled list (lumbar strain)  |
|      | 19 | Vargas, Kennys.....       | 1B/DH | Recalled from Triple-A Rochester  |
|      | 76 | Jorge, Felix.....         | RHP   | Optioned to Double-A Chattanooga  |
|      | 8  | Granite, Zack.....        | OF    | Recalled from Triple-A Rochester  |
| 7/15 | 25 | Buxton, Byron.....        | OF    | Placed on 10-day disabled list (left groin strain)  |
|      | 7  | Mauer, Joe.....           | 1B    | Activated from 10-day disabled list (back strain)   |
| 7/18 | 47 | Breslow, Craig.....       | LHP   | Activated from 10-day disabled list (rib cage soreness)   |
|      | 40 | Colón, Bartolo.....       | RHP   | Contract selected   |
|      | 45 | Hughes, Phil.....         | RHP   | Placed on 60-day disabled list (Thoracic Outlet Syndrome)   |
|      | 19 | Vargas, Kennys.....       | 1B/DH | Optioned to Triple-A Rochester  |
| 7/23 | 23 | Tepesch, Nik.....         | RHP   | Traded to Toronto for cash considerations   |
| 7/24 | 47 | Breslow, Craig.....       | LHP   | Designated for release or assignment  |
|      | 67 | Busenitz, Alan.....       | RHP   | Recalled from Triple-A Rochester  |
|      | 24 | Garcia, Jaime.....        | LHP   | Acquired from Atlanta   |
|      |    | Recker, Anthony.....      | C     | Acquired from Atlanta   |
|      |    | Ynoa, Huascar.....        | RHP   | Traded to Atlanta in exchange for LHP Jaime García, C Anthony Recker and cash considerations      |
|      | 58 | Haley, Justin.....        | RHP   | Offered back to Boston (Rule 5 Selection)   |
| 7/25 | 44 | Gibson, Kyle.....         | RHP   | Optioned to Triple-A Rochester  |
| 7/27 | 12 | Murphy, John Ryan.....    | C     | Traded to Arizona in exchange for LHP Gabriel Moya  |
|      |    | Moya, Gabriel.....        | LHP   | Acquired from Arizona   |
| 7/30 | 24 | Garcia, Jaime.....        | LHP   | Traded to New York-AL in exchange for LHP Dietrich Enns, RHP Zack Littell and cash considerations |
|      |    | Enns, Dietrich.....       | LHP   | Acquired from New York-AL   |
|      |    | Littell, Zack.....        | RHP   | Acquired from New York-AL   |
| 7/31 | 27 | Kintzler, Brandon.....    | RHP   | Traded to Washington in exchange for LHP Tyler Watson   |
|      |    | Watson, Tyler.....        | LHP   | Acquired from Washington  |
| 8/1  | 25 | Buxton, Byron.....        | OF    | Activated from the 10-day disabled list (groin strain)  |

## TWINS 2017 TRANSACTIONS

| DATE | NO | PLAYER                 | POS   | TRANSACTION  |
|------|----|------------------------|-------|--|
| 8/4  | 44 | Gibson, Kyle .....     | RHP   | Recalled from Triple-A Rochester   |
|      | 8  | Granite, Zack .....    | OF    | Optioned to Triple-A Rochester   |
| 8/9  | 49 | Mejia, Adalberto ..... | LHP   | Placed on 10-day disabled list (left arm brachialis strain)                                      |
|      | 19 | Vargas, Kennys .....   | 1B/DH | Recalled from Triple-A Rochester   |
| 8/10 | 47 | Enns, Dietrich .....   | LHP   | Recalled from Triple-A Rochester   |
|      | 19 | Vargas, Kennys .....   | 1B/DH | Optioned for Triple-A Rochester  |
| 8/17 | 15 | Perkins, Glen .....    | LHP   | Activated from 60-day disabled list  |
|      | 47 | Enns, Dietrich .....   | LHP   | Placed on 10-day disabled list (left shoulder strain)  |
|      | 50 | Slegers, Aaron .....   | RHP   | Contract selected as 26th man for doubleheader   |
|      | 66 | Turley, Nik .....      | LHP   | Recalled from Triple-A Rochester   |
|      | 62 | Boshers, Buddy .....   | LHP   | Optioned to Triple-A Rochester   |
| 8/18 | 36 | Grossman, Robbie ..... | OF    | Placed on 10-day disabled list (fractured left thumb)  |
|      | 43 | Garver, Mitch .....    | C     | Recalled from Triple-A Rochester   |
| 8/21 | 22 | Sanó, Miguel .....     | IF    | Placed on 10-day disabled list (left shin stress reaction)                                       |
|      | 19 | Vargas, Kennys .....   | 1B/DH | Recalled from Triple-A Rochester   |
|      | 58 | Melville, Tim .....    | RHP   | Contract selected from Triple-A Rochester  |
|      | 66 | Turley, Nik .....      | LHP   | Optioned to Triple-A Rochester   |
|      | 66 | Turley, Nik .....      | LHP   | Recalled as 26th man for doubleheader  |
| 8/22 | 66 | Turley, Nik .....      | LHP   | Optioned to Triple-A Rochester   |
| 8/23 | 58 | Melville, Tim .....    | RHP   | Designated for Release or Assignment   |
|      | 27 | Curtiss, John .....    | RHP   | Contract selected from Triple-A Rochester  |
| 8/24 | 21 | Castro, Jason .....    | C     | Placed on 7-day concussion disabled list   |
|      | 8  | Granite, Zack .....    | OF    | Recalled from Triple-A Rochester   |
| 8/26 | 58 | Melville, Tim .....    | RHP   | Claimed off waivers by San Diego   |
| 9/1  | 53 | Santiago, Hector ..... | LHP   | Transferred to 60-day disabled list  |
|      | 23 | Goodrum, Niko .....    | IF/OF | Contract selected from Triple-A Rochester  |
|      | 62 | Boshers, Buddy .....   | LHP   | Recalled from Triple-A Rochester   |
|      | 66 | Turley, Nik .....      | LHP   | Recalled from Triple-A Rochester   |
|      | 92 | Eckstein, Rick .....   | CH    | Added to Coaching Staff  |
| 9/3  | 21 | Castro, Jason .....    | C     | Reinstated from 7-day concussion disabled list   |
| 9/4  | 50 | Slegers, Aaron .....   | RHP   | Recalled from Triple-A Rochester   |
| 9/5  | 36 | Grossman, Robbie ..... | OF    | Activated from 10-day disabled list (fractured left thumb)                                       |
|      | 60 | Chargois, J.T. ....    | RHP   | Recalled from Triple-A Rochester and placed on 60-day disabled list (right elbow impingement)    |
|      | 59 | Tonkin, Michael .....  | RHP   | Contract selected from Triple-A Rochester  |
|      | 47 | Enns, Dietrich .....   | LHP   | Reinstated from 10-day disabled list (left shoulder strain) and optioned to Double-A Chattanooga |
| 9/12 | 58 | Moya, Gabriel .....    | LHP   | Contract selected from Double-A Chattanooga  |
|      | 1  | Vielma, Engelb .....   | INF   | Designated for release or assignment   |
| 9/13 | 49 | Mejia, Adalberto ..... | LHP   | Reinstated from 10-day disabled list   |
| 9/29 | 22 | Sanó, Miguel .....     | INF   | Reinstated from 10-day disabled list   |

## TWINS IN DOUBLEHEADERS IN 2017

| DATE      | OPPONENT       | GAME 1 SCORE | GAME 2 SCORE |
|-----------|----------------|--------------|--------------|
| May 18    | Colorado       | L, 1-5       | W, 2-0       |
| May 21    | Kansas City    | L, 4-6       | W, 8-4       |
| June 17   | Cleveland      | L, 3-9       | L, 2-6       |
| July 1    | at Kansas City | L, 6-11      | W, 10-5      |
| August 17 | Cleveland      | L, 3-9       | W, 4-2       |
| August 21 | at Chicago-AL  | L, 6-7       | W, 10-2      |



# TWINS 2017 HIGHS AND LOWS

## TEAM BATTING:

|   |                                      |
|---|--------------------------------------|
| Most At-Bats, Game                          | 53, 5/28 vs. TB                      |
| Most Runs, Game                             | 20, 6/13 vs. SEA                     |
| Most Runs, Inning                           | 9, 1st inning, 8/20 vs. ARI          |
| Most Hits, Game                             | 28, 6/13 vs. SEA                     |
| Most Hits, Inning                           | 8, 3x, last 7th inning, 6/13 vs. SEA |
| Fewest Hits, Game                           | 3, 5x, last at CWS                   |
| Most Doubles, Game                          | 6, 5/22 at BAL                       |
| Most Triples, Game                          | 3, 8/30 at CWS                       |
| Most Home Runs, Game                        | 7, 9/12 vs. SD                       |
| Most Total Bases, Game                      | 45, 6/13 vs. SEA                     |
| Most Extra Base Hits, Game                  | 11, 8/18 vs. ARI                     |
| Most RBI, Game                              | 19, 6/13 vs. SEA                     |
| Most Walks                                  | 11, 5/28 vs. TB                      |
| Most Strikeouts                             | 19, 8/17 vs. CLE                     |
| Most Stolen Bases, Game, Twins              | 4, 6/21 vs. CWS                      |
| Most Caught Stealing, Game                  | 2, 3x, last 9/9 at KC                |
| Most Times Grounding Into Double Play, Game | 3, 5/23 vs. KC                       |
| Left On Base, Twins                         | 17, 5/28 vs. TB                      |
| Consecutive Scoreless Innings               | 18, 4/14-16                          |

## INDIVIDUAL BATTING:

|   |                                  |
|---|----------------------------------|
| Most At-Bats, Game                          | 8, 5/28 vs. TB                   |
| Most Runs, Game                             | 4, 2x, last Buxton, 8/27 vs. TOR |
| Most Hits, Game                             | 5, 2x, last Rosario, 7/1 at KC   |
| Most Doubles, Game                          | 2, many                          |
| Most Triples, Game                          | 2, Adrianza, 8/30 vs. CWS        |
| Most Home Runs, Game                        | 3, 2x, last Buxton, 8/27 at TOR  |
| Most Total Bases, Game                      | 13, 2x, last Buxton, 8/27 at TOR |
| Most Extra Base Hits, Game                  | 3, many                          |
| Most RBI, Game                              | 6, Escobar, 9/2 vs. KC           |
| Most Walks, Game                            | 4, Castro, 4/5 vs. KC            |
| Most Strikeouts, Game                       | 5, Dozier, 7/30 at OAK           |
| Longest Hitting Streak                      | 15, Rosario, 4/17-5/5            |
| Consecutive Hitless At-Bats                 | 22, Polanco, 7/4-15              |
| Most Stolen Bases, Game                     | 3, Adrianza, 6/21 vs. CWS        |
| Most Caught Stealing, Game                  | 2, 2x, last Rosario, 9/9 at KC   |
| Most Times Grounding Into Double Play, Game | 2, 2x, last Granite, 8/1 at SD   |

## TEAM PITCHING:

|                              |                             |
|------------------------------|-----------------------------|
| Most Runs Allowed            | 17, 2x, last 5/13 vs. HOU   |
| Most Hits Allowed            | 19, 2x, last 6/12 at SEA    |
| Most Home Runs Allowed, Game | 6, 5/31 vs. HOU             |
| Most Strikeouts              | 17, 5/28 vs. TB             |
| Most Walks                   | 9, 2x, last 4/28 vs. TB     |
| Fewest Hits Allowed          | 1, Santana CG, 4/15 vs. CWS |
| Pitchers Used                | 10, 9/26 at CLE             |
| Scoreless Innings Streak     | 18, 4/14-16                 |

|                                  |                           |
|----------------------------------|---------------------------|
| Wild Pitches                     | 3, 2x, last 9/19 at NYG   |
| Most Innings, Game, Relievers    | 9, 2, 5/28 vs. TB         |
| Most Hits, Game, Relievers       | 13, 2x, last 5/29 vs. HOU |
| Most Runs, Game, Relievers       | 14, 5/29 vs. HOU          |
| Most Home Runs, Game, Relievers  | 3, 2x, last 9/28 at CLE   |
| Most Walks, Game, Relievers      | 6, 5/7 vs. BOS            |
| Most Strikeouts, Game, Relievers | 13, 5/28 vs. TB           |

## INDIVIDUAL PITCHING:

|                                    |                                   |
|------------------------------------|-----------------------------------|
| Most Innings, Game, Starter        | 9, 0, 6x, last Santana, 8/2 at SD |
| Most Innings, Game, Reliever       | 4, 0, Gee, 8/8 vs. MIL            |
| Most Hits, Starter                 | 12, Gibson, 6/13 vs. SEA          |
| Most Hits, Reliever                | 6, 2x, last Hughes, 7/2 at KC     |
| Most Runs, Starter                 | 9, Mejia, 6/12 vs. SEA            |
| Most Runs, Reliever                | 6, Belisle, 5/7 vs. BOS           |
| Most Home Runs, Starter            | 4, Santana, 5/7 vs. BOS           |
| Most Home Runs, Reliever           | 2, many                           |
| Most Walks, Starter                | 5, many                           |
| Most Walks, Reliever               | 3, many                           |
| Most Strikeouts, Starter           | 11, 2x, both Berrios (5/18, 8/30) |
| Most Strikeouts, Reliever          | 6, Haley, 4/13 at DET             |
| Winning Streak                     | 6, Gibson, 8/22-9/22              |
| Losing Streak                      | 7, Santiago, 5/14-7/2             |
| Low-Hit Complete Game              | 1, Santana, 4/15 vs. CWS          |
| Most Consecutive Scoreless Innings | 22, Santana, 4/3-20               |
| Wild Pitches                       | 3, Santana, 6/25 at CLE           |

## TEAM & INDIVIDUAL FIELDING:

|   |                         |
|---|-------------------------|
| Errors, Game, Team                      | 3, 3x, last 8/7 vs. MIL |
| Errors, Game, Individual                | 2, Sanó, 4/8 vs. CWS    |
| Errors, Consecutive Games, Team         | 2, many                 |
| Errors, Consecutive Games Without, Team | 9, 4/24-5/5             |
| Doubleplays, Game, Team                 | 4, 9/7 at KC            |

## TWINS OUTFIELD ASSISTS

|          |   |          |    |
|----------|---|----------|----|
| Kepler   | 7 | Granite  | 1  |
| Buxton   | 6 | Grossman | 1  |
| Rosario  | 5 | Santana  | 1  |
| Adrianza | 1 | Total    | 22 |

## 2017 SCORING BY INNINGS

|           | 1  | 2   | 3   | 4   | 5   | 6  | 7  | 8  | 9  | 10+ | TOTAL |
|-----------|----|-----|-----|-----|-----|----|----|----|----|-----|-------|
| TWINS     | 87 | 110 | 109 | 105 | 116 | 86 | 76 | 77 | 44 | 5   | 815   |
| OPPONENTS | 90 | 82  | 95  | 121 | 89  | 85 | 63 | 85 | 72 | 6   | 788   |

## 2017 GAMES DECIDED IN LAST AT-BAT

| DATE | OPPONENT | SCORE | INN  | NOTES   |
|------|----------|-------|------|---|
| 4/16 | CWS      | 1-3   | 10th | Avisail Garcia hits a two-run home run in the top of the 10th off Pressly                         |
| 5/1  | BOS      | 4-3   | 9th  | Mauer hits a WALK-OFF solo home run off Barnes  |
| 5/19 | KC       | 4-3   | 10th | Polanco hits a WALK-OFF sacrifice fly off Wood  |
| 5/27 | TB       | 5-3   | 8th  | Dozier hits a two-run homer off Hunter in the bottom of the eighth                                |
| 5/28 | TB       | 6-8   | 15th | TB scores two in the top of the 15th with homers from Longoria, Morrison off Santiago             |
| 6/1  | at LAA   | 4-2   | 9th  | Castro hits two-run single off Alvarez in the top of the ninth                                    |
| 6/7  | at SEA   | 5-6   | 9th  | Mike Zunino hits a WALK-OFF two-run homer off Kintzler  |
| 7/17 | NYG      | 4-2   | 8th  | Twins score two in bottom of the eighth with Escobar single, Rosario double off Smith             |
| 7/24 | at LAD   | 4-6   | 8th  | Cody Bellinger hits a three-run homer off Rogers in the bottom of the eighth                      |
| 7/26 | at LAD   | 5-6   | 9th  | Justin Turner hits a WALK-OFF single off Kintzler   |
| 7/29 | at OAK   | 4-5   | 9th  | Rajai Davis hits a WALK-OFF two-run homer off Rogers  |
| 7/30 | at OAK   | 5-6   | 12th | Yonder Alonso hits a WALK-OFF solo home run off Duffey  |
| 8/12 | at DET   | 11-12 | 9th  | Justin Upton hits a WALK-OFF two-run homer off Belisle  |
| 8/23 | at CWS   | 3-4   | 9th  | Tim Anderson hits a WALK-OFF single off Hildenberger  |
| 8/31 | CWS      | 5-4   | 9th  | Kepler records a WALK-OFF hit-by-pitch against Minaya   |
| 9/7  | at KC    | 4-2   | 9th  | Twins score three in top of the ninth with Dozier sac fly, Polanco two-run single against Herrera |
| 9/9  | at KC    | 2-5   | 8th  | KC scores three runs in bottom of the eighth off Boshers, Duffey and Busenitz                     |
| 9/13 | SD       | 3-1   | 10th | Rosario hits a WALK-OFF two-run homer off Maton   |
| 9/14 | TOR      | 3-2   | 10th | Buxton hits a WALK-OFF solo home run off Santos   |

## TWINS IN EXTRA INNING GAMES [3-3]

| DATE     | OPPONENT    | W/L    | INN | RECORD AFTER | WINNING PITCHER | LOSING PITCHER | SAVE      |
|----------|-------------|--------|-----|--------------|-----------------|----------------|-----------|
| April 16 | Chicago-AL  | L, 1-3 | 10  | 7-5          | Jones           | Pressly        | Robertson |
| May 19   | Kansas City | W, 4-3 | 10  | 21-17        | Kintzler        | Albuquerque    | --        |
| May 28   | Tampa Bay   | L, 6-8 | 15  | 26-20        | Colome          | Santiago       | Ramirez   |
| Jul 30   | at Oakland  | L, 5-6 | 12  | 50-53        | Smith           | Duffey         |           |
| Sept 14  | Toronto     | W, 3-2 | 10  | 77-69        | Gee             | Santos         | --        |
| Sept 13  | San Diego   | W, 3-1 | 10  | 76-69        | Belisle         | Maton          | --        |

## 2017 RECORD WHEN...

| Runs          | Scoring        | Allowing       |
|---------------|----------------|----------------|
| 0             | 0 - 2          | 11 - 0         |
| 1             | 1 - 17         | 16 - 0         |
| 2             | 3 - 16         | 17 - 5         |
| 3             | 6 - 16         | 10 - 4         |
| 4             | 17 - 9         | 14 - 6         |
| 5             | 9 - 6          | 9 - 13         |
| 6             | 13 - 7         | 4 - 14         |
| 7             | 8 - 0          | 4 - 6          |
| 8             | 5 - 2          | 0 - 6          |
| 9             | 6 - 1          | 0 - 5          |
| 10+           | 17 - 1         | 0 - 18         |
| <b>Totals</b> | <b>85 - 77</b> | <b>85 - 77</b> |

## COME-FROM-BEHIND WINS

| Win # | Date     | Opponent | Largest |        | Final Score |
|-------|----------|----------|---------|--------|-------------|
|       |          |          | Deficit | Inning |             |
| 1     | 4/7      | CWS      | 1       | 4      | 3-1         |
| 2     | 4/13     | DET      | 2       | 2      | 11-5        |
| 3     | 4/21     | DET      | 3       | 6      | 6-3         |
| 4     | 4/24     | @TEX     | 2       | 5      | 3-2         |
| 5     | 4/28     | @KC      | 3       | 8      | 6-4         |
| 6     | 4/30     | @KC      | 0       | 3      | 7-5         |
| 7     | 5/9      | @CWS     | 2       | 4      | 7-2         |
| 8     | 5/13     | @CLE     | 1       | 3      | 4-1         |
| 9     | 5/19     | KC       | 3       | 9      | 4-3         |
| 10    | 5/21 (2) | KC       | 2       | 1      | 8-4         |
| 11    | 5/22     | @BAL     | 5       | 6      | 14-7        |
| 12    | 6/1      | @LAA     | 1       | 9      | 4-2         |
| 13    | 6/4      | @LAA     | 1       | 6      | 3-2         |
| 14    | 6/10     | @SF      | 1       | 5      | 3-2         |
| 15    | 6/17     | SEA      | 1       | 4      | 2-6         |
| 16    | 6/21     | CWS      | 1       | 2      | 4-2         |
| 17    | 7/1 (2)  | @KC      | 2       | 5      | 10-5        |
| 18    | 7/6      | BAL      | 2       | 3      | 6-4         |
| 19    | 7/7      | BAL      | 6       | 5      | 9-6         |
| 20    | 7/15     | @HOU     | 1       | 5      | 4-2         |
| 21    | 8/6      | TEX      | 1       | 5      | 6-5         |
| 22    | 8/7      | MIL      | 3       | 7      | 5-4         |
| 23    | 8/8      | MIL      | 2       | 4      | 11-4        |
| 24    | 8/18     | ARI      | 3       | 6      | 10-3        |
| 25    | 8/22     | @CWS     | 1       | 4      | 4-1         |
| 26    | 8/31     | CWS      | 1       | 9      | 5-4         |
| 27    | 9/14     | TOR      | 1       | 5      | 3-2         |
| 28    | 9/17     | TOR      | 5       | 2      | 13-7        |
| 29    | 9/22     | @DET     | 1       | 3      | 7-3         |
| 30    | 9/26     | @CLE     | 2       | 8      | 8-6         |
| 31    | 9/29     | DET      | 3       | 1      | 6-3         |

## BLOWN LEADS

| Loss # | Date    | Opponent | Largest |        | Final Score |
|--------|---------|----------|---------|--------|-------------|
|        |         |          | Lead    | Inning |             |
| 1      | 4/12    | DET      | 3       | 4      | 3-5         |
| 2      | 4/14    | CWS      | 1       | 2      | 1-2         |
| 3      | 4/16    | CWS      | 1       | 8      | 1-3         |
| 4      | 4/17    | CLE      | 1       | 3      | 1-3         |
| 5      | 4/20    | CLE      | 2       | 7      | 2-6         |
| 6      | 4/21    | DET      | 1       | 1      | 4-13        |
| 7      | 4/26    | TEX      | 2       | 5      | 3-14        |
| 8      | 5/29    | HOU      | 6       | 8      | 8-16        |
| 9      | 5/30    | HOU      | 2       | 5      | 2-7         |
| 10     | 6/3     | @LAA     | 1       | 3      | 2-7         |
| 11     | 6/29    | @BOS     | 1       | 4      | 3-6         |
| 12     | 6/30    | @KC      | 1       | 4      | 1-8         |
| 13     | 7/1 (1) | @KC      | 4       | 6      | 6-11        |
| 14     | 7/8     | BAL      | 1       | 4      | 1-5         |
| 15     | 7/16    | @HOU     | 1       | 4      | 3-5         |
| 16     | 7/18    | NYN      | 2       | 5      | 3-6         |
| 17     | 7/24    | @LAD     | 1       | 8      | 4-6         |
| 18     | 7/25    | @LAD     | 1       | 4      | 2-6         |
| 19     | 7/26    | @LAD     | 5       | 8      | 5-6         |
| 20     | 7/29    | @OAK     | 2       | 9      | 4-5         |
| 21     | 7/30    | @OAK     | 5       | 12     | 5-6         |
| 22     | 8/15    | CLE      | 1       | 4      | 1-8         |
| 23     | 8/23    | @CWS     | 1       | 9      | 3-4         |
| 24     | 9/1     | KC       | 2       | 3      | 7-6         |
| 25     | 9/10    | @KC      | 1       | 2      | 3-11        |
| 26     | 9/15    | TOR      | 2       | 7      | 3-4         |
| 27     | 9/19    | @NYN     | 1       | 3      | 2-5         |
| 28     | 9/20    | @NYN     | 3       | 3      | 3-11        |
| 29     | 9/30    | DET      | 1       | 1      | 2-3         |

## TARGET FIELD ATTENDANCE

| YEAR         | TOTAL ATTENDANCE | DATES | AVERAGE |
|--------------|------------------|-------|---------|
| 2010 .....   | 3,223,640        | 81    | 39,798  |
| 2011 .....   | 3,168,107        | 81    | 39,112  |
| 2012 .....   | 2,776,354        | 81    | 34,275  |
| 2013 .....   | 2,477,644        | 81    | 30,588  |
| 2014 .....   | 2,250,606        | 81    | 27,785  |
| 2015 .....   | 2,220,054        | 81    | 27,408  |
| 2016 .....   | 1,963,912        | 81    | 22,092  |
| 2017 .....   | 2,051,279        | 80    | 25,641  |
| TOTALS ..... | 20,131,596       | 647   | 31,115  |

## TWINS IN APRIL

| PLAYER     | AVG  | G  | AB  | R   | H   | 2B | 3B | HR | RBI | SH | SF | HB | BB  | SO  | SB  | CS | E | OBP  |
|------------|------|----|-----|-----|-----|----|----|----|-----|----|----|----|-----|-----|-----|----|---|------|
| Buxton,B   | .147 | 22 | 68  | 6   | 10  | 2  | 0  | 0  | 1   | 0  | 0  | 1  | 9   | 29  | 3   | 0  | 0 | .256 |
| Castro,J   | .200 | 18 | 60  | 7   | 12  | 2  | 0  | 2  | 9   | 0  | 0  | 0  | 11  | 19  | 0   | 0  | 1 | .324 |
| Dozier,B   | .242 | 22 | 91  | 12  | 22  | 5  | 0  | 2  | 8   | 0  | 0  | 0  | 10  | 16  | 5   | 2  | 1 | .317 |
| Escobar,E  | .235 | 12 | 34  | 5   | 8   | 1  | 0  | 2  | 6   | 0  | 0  | 1  | 4   | 7   | 0   | 0  | 1 | .333 |
| RIGHT      | .357 |    | 14  |     | 5   | 0  | 0  | 2  | 5   | 0  | 0  | 1  | 2   | 2   |     |    |   | .471 |
| LEFT       | .150 |    | 20  |     | 3   | 1  | 0  | 0  | 1   | 0  | 0  | 0  | 2   | 5   |     |    |   | .227 |
| Jimenez,C  | .167 | 9  | 24  | 1   | 4   | 2  | 0  | 0  | 2   | 0  | 0  | 0  | 6   | 7   | 0   | 0  | 0 | .333 |
| Grossman,R | .267 | 19 | 60  | 9   | 16  | 4  | 0  | 1  | 8   | 0  | 0  | 0  | 15  | 13  | 0   | 0  | 0 | .413 |
| RIGHT      | .269 |    | 26  |     | 7   | 3  | 0  | 0  | 2   | 0  | 0  | 0  | 7   | 7   |     |    |   | .424 |
| LEFT       | .265 |    | 34  |     | 9   | 1  | 0  | 1  | 6   | 0  | 0  | 0  | 8   | 6   |     |    |   | .405 |
| Kepler,M   | .280 | 22 | 75  | 13  | 21  | 6  | 1  | 2  | 10  | 0  | 1  | 1  | 10  | 16  | 1   | 0  | 1 | .368 |
| Mauer,J    | .225 | 21 | 80  | 9   | 18  | 4  | 0  | 0  | 8   | 0  | 0  | 0  | 5   | 6   | 0   | 0  | 0 | .271 |
| Polanco,J  | .253 | 21 | 79  | 8   | 20  | 5  | 0  | 1  | 12  | 0  | 2  | 0  | 8   | 8   | 1   | 0  | 1 | .315 |
| RIGHT      | .273 |    | 33  |     | 9   | 2  | 0  | 1  | 6   | 0  | 0  | 0  | 2   | 2   |     |    |   | .314 |
| LEFT       | .239 |    | 46  |     | 11  | 3  | 0  | 0  | 6   | 0  | 2  | 0  | 6   | 6   |     |    |   | .315 |
| Rosario,E  | .268 | 22 | 82  | 8   | 22  | 2  | 0  | 2  | 8   | 1  | 0  | 0  | 3   | 16  | 1   | 0  | 0 | .294 |
| Sanó,M     | .316 | 23 | 79  | 17  | 25  | 6  | 1  | 7  | 25  | 0  | 0  | 0  | 18  | 32  | 0   | 0  | 2 | .443 |
| Santana,D  | .100 | 11 | 20  | 2   | 2   | 0  | 0  | 0  | 0   | 0  | 0  | 0  | 1   | 7   | 1   | 0  | 1 | .143 |
| RIGHT      | .000 |    | 9   |     | 0   | 0  | 0  | 0  | 0   | 0  | 0  | 0  | 1   | 2   |     |    |   | .100 |
| LEFT       | .182 |    | 11  |     | 2   | 0  | 0  | 0  | 0   | 0  | 0  | 0  | 0   | 5   |     |    |   | .182 |
| Vargas,K   | .333 | 5  | 18  | 4   | 6   | 0  | 0  | 1  | 1   | 0  | 0  | 0  | 2   | 3   | 0   | 0  | 0 | .400 |
| RIGHT      | .222 |    | 9   |     | 2   | 0  | 0  | 0  | 0   | 0  | 0  | 0  | 1   | 2   |     |    |   | .300 |
| LEFT       | .444 |    | 9   |     | 4   | 0  | 0  | 1  | 1   | 0  | 0  | 0  | 1   | 1   |     |    |   | .500 |
| MINNESOTA  | .242 | 23 | 770 | 101 | 186 | 39 | 2  | 20 | 98  | 1  | 3  | 3  | 102 | 179 | 12  | 2  | 8 | .331 |
| OPPONENT   | .240 | 23 | 768 | 97  | 184 | 30 | 4  | 26 | 90  | 5  | 3  | 3  | 15  | 69  | 153 | 13 | 8 | .313 |

| PITCHER    | W  | L  | ERA  | G  | GS | CG | SH | SV | IP    | H   | R   | ER | HR | HB | BB  | SO  | WP | BK | BAA  |
|------------|----|----|------|----|----|----|----|----|-------|-----|-----|----|----|----|-----|-----|----|----|------|
| Belisle,M  | 0  | 0  | 5.91 | 12 | 0  | 0  | 0  | 0  | 10.2  | 9   | 7   | 7  | 1  | 1  | 6   | 10  | 2  | 0  | .225 |
| Boshers,B  | 0  | 0  | 3.00 | 2  | 0  | 0  | 0  | 0  | 3.0   | 1   | 1   | 1  | 1  | 0  | 1   | 1   | 0  | 0  | .100 |
| Breslow,C  | 1  | 0  | 2.45 | 10 | 0  | 0  | 0  | 0  | 7.1   | 6   | 2   | 2  | 0  | 2  | 2   | 4   | 0  | 0  | .240 |
| Duffey,T   | 0  | 1  | 1.59 | 7  | 0  | 0  | 0  | 0  | 11.1  | 11  | 3   | 2  | 0  | 1  | 2   | 9   | 1  | 0  | .256 |
| Gibson,K   | 0  | 3  | 8.06 | 5  | 5  | 0  | 0  | 0  | 22.1  | 31  | 21  | 20 | 6  | 2  | 10  | 13  | 0  | 0  | .326 |
| Jimenez,C  | 0  | 0  | 0.00 | 1  | 0  | 0  | 0  | 0  | 0.1   | 0   | 0   | 0  | 0  | 0  | 0   | 0   | 0  | 0  | .000 |
| Haley,J    | 0  | 0  | 4.15 | 5  | 0  | 0  | 0  | 1  | 13.0  | 10  | 6   | 6  | 2  | 1  | 3   | 11  | 0  | 0  | .208 |
| Hughes,P   | 4  | 1  | 5.06 | 5  | 5  | 0  | 0  | 0  | 26.2  | 34  | 17  | 15 | 4  | 1  | 4   | 17  | 0  | 0  | .304 |
| Kintzler,B | 0  | 0  | 0.79 | 11 | 0  | 0  | 0  | 7  | 11.1  | 7   | 1   | 1  | 1  | 1  | 4   | 6   | 0  | 0  | .179 |
| Mejia,A    | 0  | 1  | 5.79 | 3  | 3  | 0  | 0  | 0  | 9.1   | 11  | 7   | 6  | 2  | 1  | 8   | 10  | 1  | 0  | .297 |
| Pressly,R  | 0  | 2  | 8.00 | 12 | 0  | 0  | 0  | 0  | 9.0   | 9   | 8   | 8  | 3  | 0  | 1   | 9   | 0  | 0  | .257 |
| Rogers,T   | 1  | 1  | 4.70 | 11 | 0  | 0  | 0  | 0  | 7.2   | 7   | 4   | 4  | 0  | 1  | 4   | 5   | 0  | 0  | .250 |
| Santana,E  | 4  | 0  | 0.77 | 5  | 5  | 1  | 1  | 0  | 35.0  | 13  | 3   | 3  | 2  | 0  | 10  | 26  | 1  | 0  | .116 |
| Santiago,H | 2  | 1  | 2.43 | 5  | 5  | 0  | 0  | 0  | 29.2  | 26  | 8   | 8  | 2  | 3  | 8   | 23  | 0  | 0  | .232 |
| Tonkin,M   | 0  | 1  | 7.36 | 6  | 0  | 0  | 0  | 0  | 7.1   | 9   | 9   | 6  | 2  | 1  | 6   | 9   | 2  | 0  | .290 |
| MINNESOTA  | 12 | 11 | 3.93 | 23 | 23 | 1  | 1  | 8  | 204.0 | 184 | 97  | 89 | 26 | 15 | 69  | 153 | 7  | 0  | .240 |
| OPPONENT   | 11 | 12 | 4.39 | 23 | 23 | 0  | 0  | 6  | 203.0 | 186 | 101 | 99 | 20 | 3  | 102 | 179 | 9  | 1  | .242 |

## BULLPEN INFO

| Player              | 1st Batter Avg. | BB/9 | K/9   | Saves | Opps | Holds | IR | IRS | IRS% |
|---------------------|-----------------|------|-------|-------|------|-------|----|-----|------|
| Matt Belisle        | .228            | 3.28 | 8.06  | 9     | 14   | 17    | 26 | 4   | 15.4 |
| Buddy Boshers       | .250            | 2.57 | 7.20  | 0     | 0    | 3     | 31 | 11  | 35.4 |
| Alan Busenitz       | .045            | 2.56 | 6.54  | 0     | 1    | 2     | 23 | 5   | 21.7 |
| John Curtiss        | .250            | 2.08 | 10.38 | 0     | 0    | 0     | 3  | 0   | 0.0  |
| Tyler Duffey        | .245            | 2.28 | 8.49  | 1     | 3    | 12    | 37 | 17  | 45.9 |
| Dillon Gee          | .286            | 2.74 | 7.48  | 1     | 1    | 0     | 8  | 1   | 12.5 |
| Trevor Hildenberger | .229            | 1.29 | 9.43  | 1     | 3    | 10    | 25 | 5   | 20.0 |
| Gabriel Moya        | .333            | 2.84 | 7.11  | 1     | 1    | 0     | 4  | 0   | 0.0  |
| Glen Perkins        | .500            | 7.94 | 3.18  | 0     | 0    | 0     | 1  | 0   | 0.0  |
| Ryan Pressly        | .314            | 2.79 | 8.95  | 0     | 1    | 7     | 38 | 11  | 28.9 |
| Taylor Rogers       | .281            | 3.40 | 7.92  | 0     | 4    | 30    | 35 | 5   | 14.2 |
| Aaron Slegers       | .000            | 3.52 | 5.28  | 0     | 0    | 0     | 0  | 0   | 0.0  |
| Michael Tonkin      | .385            | 5.14 | 10.29 | 0     | 0    | 0     | 10 | 1   | 0.1  |
| Nik Turley          | .167            | 4.08 | 6.62  | 0     | 0    | 0     | 3  | 1   | 33.3 |

## TWINS IN MAY

| PLAYER     | AVG   | G  | AB  | R   | H   | 2B | 3B | HR | RBI | SH | SF | HB | BB  | SO  | SB | CS | E  | OBP   |
|------------|-------|----|-----|-----|-----|----|----|----|-----|----|----|----|-----|-----|----|----|----|-------|
| Adrianza,E | .348  | 12 | 23  | 4   | 8   | 2  | 0  | 0  | 4   | 0  | 2  | 0  | 3   | 3   | 1  | 0  | 0  | .393  |
| RIGHT      | .250  |    | 4   |     | 1   | 0  | 0  | 0  | 3   | 0  | 1  | 0  | 0   | 1   |    |    |    | .200  |
| LEFT       | .368  |    | 19  |     | 7   | 2  | 0  | 0  | 1   | 0  | 1  | 0  | 3   | 2   |    |    |    | .435  |
| Buxton,B   | .254  | 24 | 71  | 7   | 18  | 1  | 1  | 2  | 7   | 2  | 0  | 0  | 7   | 25  | 6  | 1  | 2  | .321  |
| Castro,J   | .230  | 17 | 61  | 6   | 14  | 6  | 0  | 2  | 5   | 0  | 0  | 1  | 8   | 19  | 0  | 0  | 0  | .329  |
| Dozier,B   | .255  | 23 | 94  | 12  | 24  | 5  | 0  | 6  | 14  | 0  | 1  | 2  | 16  | 25  | 3  | 3  | 1  | .372  |
| Escobar,E  | .197  | 19 | 66  | 6   | 13  | 3  | 0  | 2  | 10  | 0  | 1  | 0  | 2   | 14  | 0  | 0  | 0  | .217  |
| RIGHT      | .286  |    | 21  |     | 6   | 1  | 0  | 1  | 4   | 0  | 0  | 0  | 0   | 5   |    |    |    | .286  |
| LEFT       | .156  |    | 45  |     | 7   | 2  | 0  | 1  | 6   | 0  | 1  | 0  | 2   | 9   |    |    |    | .188  |
| Gimenez,C  | .188  | 12 | 32  | 5   | 6   | 1  | 0  | 1  | 1   | 0  | 0  | 1  | 6   | 13  | 0  | 0  | 0  | .333  |
| Grossman,R | .262  | 20 | 61  | 13  | 16  | 1  | 0  | 4  | 9   | 0  | 0  | 0  | 13  | 12  | 1  | 0  | 1  | .392  |
| RIGHT      | .100  |    | 10  |     | 1   | 0  | 0  | 0  | 1   | 0  | 0  | 0  | 8   | 2   |    |    |    | .500  |
| LEFT       | .294  |    | 51  |     | 15  | 1  | 0  | 4  | 8   | 0  | 0  | 0  | 5   | 10  |    |    |    | .357  |
| Kepler,M   | .242  | 25 | 95  | 13  | 23  | 7  | 0  | 3  | 11  | 0  | 0  | 1  | 10  | 18  | 2  | 1  | 1  | .321  |
| Mauer,J    | .346  | 22 | 81  | 15  | 28  | 6  | 0  | 3  | 11  | 0  | 0  | 1  | 13  | 16  | 0  | 0  | 0  | .442  |
| Polanco,J  | .261  | 22 | 88  | 10  | 23  | 6  | 1  | 1  | 8   | 1  | 2  | 0  | 6   | 13  | 1  | 1  | 2  | .302  |
| RIGHT      | .143  |    | 21  |     | 3   | 1  | 0  | 0  | 3   | 0  | 1  | 0  | 1   | 3   |    |    |    | .174  |
| LEFT       | .299  |    | 67  |     | 20  | 5  | 1  | 1  | 5   | 1  | 1  | 0  | 5   | 10  |    |    |    | .342  |
| Rosario,E  | .269  | 25 | 78  | 12  | 21  | 5  | 2  | 3  | 7   | 2  | 1  | 0  | 5   | 16  | 0  | 3  | 3  | .310  |
| Sano,M     | .268  | 23 | 82  | 16  | 22  | 2  | 1  | 5  | 14  | 0  | 0  | 0  | 13  | 41  | 0  | 0  | 2  | .368  |
| Santana,D  | .600  | 2  | 5   | 1   | 3   | 1  | 0  | 1  | 1   | 0  | 0  | 0  | 0   | 1   | 0  | 0  | 0  | .600  |
| RIGHT      | 1.000 |    | 1   |     | 1   | 1  | 0  | 0  | 0   | 0  | 0  | 0  | 0   | 0   |    |    |    | 1.000 |
| LEFT       | .500  |    | 4   |     | 2   | 0  | 0  | 1  | 1   | 0  | 0  | 0  | 0   | 1   |    |    |    | .500  |
| Vargas,K   | .239  | 19 | 71  | 5   | 17  | 5  | 0  | 4  | 18  | 0  | 1  | 0  | 1   | 19  | 0  | 0  | 1  | .247  |
| RIGHT      | .000  |    | 14  |     | 0   | 0  | 0  | 0  | 1   | 0  | 1  | 0  | 0   | 4   |    |    |    | .000  |
| LEFT       | .298  |    | 57  |     | 17  | 5  | 0  | 4  | 17  | 0  | 0  | 0  | 1   | 15  |    |    |    | .310  |
| MINNESOTA  | .260  | 26 | 908 | 125 | 236 | 51 | 5  | 37 | 120 | 5  | 8  | 6  | 103 | 235 | 14 | 9  | 13 | .337  |
| OPPONENT   | .264  | 26 | 934 | 152 | 247 | 40 | 3  | 49 | 143 | 4  | 5  | 6  | 110 | 193 | 9  | 4  | 15 | .344  |

| PITCHER    | W  | L  | ERA   | G  | GS | CG | SH | SV | IP    | H   | R   | ER  | HR | HB | BB  | SO  | WP | BK | BAA  |
|------------|----|----|-------|----|----|----|----|----|-------|-----|-----|-----|----|----|-----|-----|----|----|------|
| Belisle,M  | 0  | 0  | 12.86 | 9  | 0  | 0  | 0  | 0  | 7.0   | 8   | 10  | 10  | 2  | 0  | 7   | 6   | 0  | 1  | .276 |
| Berrios,J  | 3  | 1  | 2.70  | 4  | 4  | 0  | 0  | 0  | 26.2  | 13  | 8   | 8   | 3  | 4  | 8   | 27  | 1  | 1  | .146 |
| Boshers,B  | 0  | 0  | 4.50  | 1  | 0  | 0  | 0  | 0  | 2.0   | 2   | 1   | 1   | 1  | 0  | 0   | 3   | 1  | 0  | .250 |
| Breslow,C  | 0  | 1  | 2.92  | 11 | 0  | 0  | 0  | 0  | 12.1  | 11  | 4   | 4   | 1  | 0  | 4   | 5   | 0  | 0  | .234 |
| Duffey,T   | 0  | 0  | 5.02  | 11 | 0  | 0  | 0  | 0  | 14.1  | 12  | 8   | 8   | 2  | 0  | 4   | 18  | 0  | 0  | .218 |
| Gibson,K   | 1  | 1  | 7.53  | 3  | 3  | 0  | 0  | 0  | 14.1  | 20  | 13  | 12  | 1  | 0  | 11  | 12  | 1  | 0  | .333 |
| Gimenez,C  | 0  | 0  | 10.80 | 2  | 0  | 0  | 0  | 0  | 1.2   | 2   | 2   | 2   | 1  | 0  | 0   | 0   | 0  | 0  | .286 |
| Haley,J    | 0  | 0  | 10.80 | 5  | 0  | 0  | 0  | 0  | 5.0   | 12  | 6   | 6   | 1  | 0  | 3   | 3   | 0  | 0  | .480 |
| Hughes,P   | 0  | 2  | 6.64  | 4  | 4  | 0  | 0  | 0  | 20.1  | 26  | 16  | 15  | 6  | 0  | 7   | 13  | 0  | 0  | .310 |
| Kintzler,B | 2  | 0  | 4.76  | 11 | 0  | 0  | 0  | 6  | 11.1  | 15  | 6   | 6   | 1  | 0  | 3   | 10  | 1  | 0  | .333 |
| Mejia,A    | 1  | 0  | 3.75  | 2  | 2  | 0  | 0  | 0  | 12.0  | 11  | 5   | 5   | 2  | 0  | 4   | 9   | 0  | 0  | .250 |
| Pressly,R  | 1  | 0  | 11.00 | 10 | 0  | 0  | 0  | 0  | 9.0   | 12  | 11  | 11  | 2  | 1  | 7   | 14  | 1  | 0  | .324 |
| Rogers,T   | 1  | 0  | 1.86  | 13 | 0  | 0  | 0  | 0  | 9.2   | 10  | 2   | 2   | 1  | 0  | 0   | 8   | 0  | 0  | .263 |
| Rucinski,  | 0  | 0  | 10.38 | 2  | 0  | 0  | 0  | 0  | 4.1   | 10  | 5   | 5   | 2  | 0  | 2   | 5   | 0  | 0  | .476 |
| Santana,E  | 3  | 2  | 2.57  | 6  | 6  | 1  | 1  | 0  | 42.0  | 23  | 13  | 12  | 6  | 1  | 19  | 30  | 2  | 0  | .159 |
| Santiago,H | 2  | 4  | 6.89  | 7  | 6  | 0  | 0  | 0  | 32.2  | 36  | 25  | 25  | 11 | 0  | 16  | 20  | 0  | 1  | .275 |
| Tepesch,N  | 0  | 1  | 5.40  | 1  | 1  | 0  | 0  | 0  | 1.2   | 5   | 7   | 1   | 1  | 0  | 2   | 2   | 0  | 0  | .455 |
| Tonkin,M   | 0  | 0  | 4.91  | 3  | 0  | 0  | 0  | 0  | 3.2   | 5   | 2   | 2   | 2  | 0  | 4   | 4   | 0  | 0  | .313 |
| Wheeler,J  | 0  | 0  | 9.00  | 2  | 0  | 0  | 0  | 0  | 3.0   | 6   | 5   | 3   | 1  | 0  | 4   | 0   | 0  | 0  | .429 |
| Wilks,A    | 0  | 0  | 3.86  | 2  | 0  | 0  | 0  | 0  | 7.0   | 8   | 3   | 3   | 2  | 0  | 5   | 4   | 2  | 0  | .286 |
| MINNESOTA  | 14 | 12 | 5.25  | 26 | 26 | 1  | 3  | 6  | 240.0 | 247 | 152 | 140 | 49 | 6  | 110 | 193 | 9  | 3  | .264 |
| OPPONENT   | 12 | 14 | 4.48  | 26 | 26 | 0  | 0  | 6  | 235.0 | 236 | 125 | 117 | 37 | 6  | 103 | 235 | 17 | 2  | .260 |

## 2017 TWINS ON DISABLED LIST

| Player          | Injury                               | Date On (Retro) | Date Off | Games Missed |
|-----------------|--------------------------------------|-----------------|----------|--------------|
| Trevor May      | Torn Right Ulnar Collateral Ligament | 3/11            | --       | 162          |
| Ryan O'Rourke   | Torn Left Ulnar Collateral Ligament  | 3/30            | --       | 162          |
| Ehire Adrianza  | Right Oblique Strain                 | 3/30            | 5/5      | 26           |
| Glen Perkins*   | Left Posterior Shoulder Strain       | 4/2             | 8/17     | 117          |
| Justin Haley    | Right Biceps Tendinitis              | 4/22            | 5/7      | 11           |
| Phil Hughes     | Right Arm Soreness                   | 5/22            | 6/28     | 35           |
| Justin Haley    | Right Shoulder Soreness              | 5/28            | 7/24     | 51           |
| Hector Santiago | Left Shoulder Strain                 | 6/7             | 6/27     | 20           |
| Ehire Adrianza  | Abdominal Issues                     | 6/22            | 7/4      | 12           |
| Craig Breslow   | Left Thoracic Rib Soreness           | 6/28            | 7/18     | 17           |
| Hector Santiago | Upper Thoracic Back Pain             | 7/5 (7/3)       | --       | 81           |
| Joe Mauer       | Left Side Low Back/Lumbar Strain     | 7/7 (7/5)       | 7/15     | 6            |
| Byron Buxton    | Left Groin Strain                    | 7/15            | 8/1      | 14           |
| Phil Hughes     | Thoracic Outlet Syndrome             | 7/18            | --       | 70           |
| Adalberto Mejia | Left Arm Brachialis Strain           | 8/8             | 9/13     | 35           |
| Dietrich Enns   | Left Shoulder Strain                 | 8/17 (8/16)     | --       | 19           |
| R. Grossman     | Fractured Left Thumb                 | 8/18            | 9/5      | 18           |
| Miguel Sano     | Left Shin Stress Reaction            | 8/21 (8/20)     | 9/29     | 38           |
| Jason Castro    | Concussion symptoms                  | 8/24            | 9/3      | 9            |
| J.T. Chargois   | Right Elbow Impingement              | 9/5             | --       | 25           |

## TWINS IN JUNE

| PLAYER     | AVG  | G  | AB   | R   | H   | 2B | 3B | HR | RBI | SH | SF | HB | BB | SO  | SB | CS | E    | OBP  |
|------------|------|----|------|-----|-----|----|----|----|-----|----|----|----|----|-----|----|----|------|------|
| Adrianza,E | .194 | 14 | 31   | 3   | 6   | 2  | 0  | 0  | 3   | 1  | 0  | 0  | 3  | 6   | 5  | 1  | 1    | .265 |
| RIGHT      | .286 |    | 7    |     | 2   | 1  | 0  | 0  | 3   | 0  | 0  | 0  | 0  | 0   |    |    | .286 |      |
| LEFT       | .167 |    | 24   |     | 4   | 1  | 0  | 0  | 0   | 1  | 0  | 0  | 3  | 6   |    |    | .259 |      |
| Buxton,B   | .184 | 28 | 87   | 9   | 16  | 3  | 0  | 2  | 6   | 0  | 0  | 0  | 6  | 26  | 4  | 0  | 1    | .237 |
| Castro,J   | .221 | 21 | 68   | 6   | 15  | 3  | 0  | 2  | 12  | 0  | 0  | 0  | 6  | 22  | 0  | 0  | 0    | .284 |
| Dozier,B   | .250 | 29 | 116  | 13  | 29  | 7  | 0  | 5  | 13  | 0  | 0  | 1  | 10 | 22  | 2  | 0  | 1    | .315 |
| Escobar,E  | .354 | 24 | 82   | 10  | 29  | 4  | 0  | 4  | 10  | 0  | 0  | 0  | 6  | 10  | 1  | 0  | 1    | .398 |
| RIGHT      | .314 |    | 35   |     | 11  | 1  | 0  | 2  | 4   | 0  | 0  | 0  | 4  | 5   |    |    | .385 |      |
| LEFT       | .383 |    | 47   |     | 18  | 3  | 0  | 2  | 6   | 0  | 0  | 0  | 2  | 5   |    |    | .408 |      |
| Gimenez,C  | .250 | 12 | 36   | 6   | 9   | 1  | 0  | 4  | 6   | 0  | 0  | 0  | 4  | 9   | 1  | 0  | 0    | .325 |
| Grossman,R | .228 | 24 | 79   | 14  | 18  | 5  | 0  | 1  | 5   | 1  | 0  | 2  | 13 | 14  | 1  | 1  | 2    | .351 |
| RIGHT      | .304 |    | 23   |     | 7   | 1  | 0  | 0  | 0   | 0  | 0  | 0  | 5  | 0   |    |    | .429 |      |
| LEFT       | .196 |    | 56   |     | 11  | 4  | 0  | 1  | 5   | 1  | 0  | 2  | 8  | 14  |    |    | .318 |      |
| Kepler,M   | .215 | 26 | 93   | 11  | 20  | 2  | 0  | 4  | 11  | 0  | 0  | 0  | 4  | 24  | 0  | 0  | 0    | .247 |
| Mauer,J    | .287 | 26 | 94   | 10  | 27  | 7  | 0  | 1  | 11  | 0  | 0  | 0  | 9  | 19  | 1  | 0  | 0    | .350 |
| Polanco,J  | .203 | 18 | 64   | 7   | 13  | 2  | 0  | 1  | 6   | 0  | 0  | 0  | 3  | 14  | 1  | 1  | 4    | .239 |
| RIGHT      | .190 |    | 21   |     | 4   | 1  | 0  | 0  | 2   | 0  | 0  | 0  | 0  | 6   |    |    | .190 |      |
| LEFT       | .209 |    | 43   |     | 9   | 1  | 0  | 1  | 4   | 0  | 0  | 0  | 3  | 8   |    |    | .261 |      |
| Rosario,E  | .291 | 25 | 79   | 13  | 23  | 3  | 0  | 5  | 9   | 0  | 0  | 0  | 6  | 19  | 1  | 1  | 0    | .341 |
| Sano,M     | .235 | 26 | 98   | 13  | 23  | 3  | 0  | 6  | 15  | 0  | 0  | 0  | 11 | 33  | 0  | 0  | 1    | .312 |
| Vargas,K   | .200 | 17 | 55   | 8   | 11  | 1  | 0  | 2  | 8   | 0  | 0  | 1  | 2  | 20  | 0  | 0  | 0    | .241 |
| RIGHT      | .176 |    | 17   |     | 3   | 0  | 0  | 1  | 4   | 0  | 0  | 0  | 2  | 7   |    |    | .263 |      |
| LEFT       | .211 |    | 38   |     | 8   | 1  | 0  | 1  | 4   | 0  | 0  | 1  | 0  | 13  |    |    | .231 |      |
| PITCHERS   | .250 | 29 | 8    | 0   | 2   | 1  | 0  | 0  | 3   | 0  | 0  | 0  | 0  | 1   | 0  | 0  | 5    | .250 |
| MINNESOTA  | .243 | 29 | 990  | 123 | 241 | 44 | 0  | 37 | 118 | 2  | 0  | 4  | 83 | 239 | 17 | 4  | 16   | .305 |
| OPPONENT   | .286 | 29 | 1016 | 155 | 291 | 56 | 6  | 41 | 147 | 5  | 12 | 14 | 92 | 198 | 15 | 3  | 20   | .350 |

| PITCHER        | W  | L  | ERA   | G  | GS | CG | SH | SV | IP    | H   | R   | ER  | HR | HB | BB | SO  | WP | BK | BAA  |
|----------------|----|----|-------|----|----|----|----|----|-------|-----|-----|-----|----|----|----|-----|----|----|------|
| Belisle,M      | 0  | 1  | 3.55  | 12 | 0  | 0  | 0  | 0  | 12.2  | 16  | 9   | 5   | 1  | 0  | 4  | 6   | 0  | 0  | .314 |
| Berrios,J      | 4  | 1  | 3.21  | 5  | 5  | 0  | 0  | 0  | 33.2  | 29  | 12  | 12  | 2  | 2  | 9  | 33  | 2  | 0  | .232 |
| Boshers,B      | 0  | 0  | 2.51  | 10 | 0  | 0  | 0  | 0  | 14.1  | 15  | 5   | 4   | 0  | 2  | 4  | 10  | 0  | 0  | .278 |
| Breslow,C      | 0  | 0  | 10.61 | 6  | 0  | 0  | 0  | 0  | 9.1   | 17  | 12  | 11  | 3  | 0  | 4  | 9   | 1  | 0  | .395 |
| Busenitz,A     | 0  | 0  | 2.08  | 6  | 0  | 0  | 0  | 0  | 8.2   | 10  | 4   | 2   | 2  | 0  | 3  | 4   | 1  | 0  | .294 |
| Duffey,T       | 0  | 0  | 4.05  | 10 | 0  | 0  | 0  | 0  | 13.1  | 10  | 6   | 6   | 2  | 0  | 4  | 14  | 1  | 0  | .200 |
| Gibson,K       | 3  | 2  | 4.24  | 6  | 6  | 0  | 0  | 0  | 34.0  | 41  | 18  | 16  | 6  | 0  | 13 | 21  | 0  | 0  | .304 |
| Gimenez,C      | 0  | 0  | 6.00  | 3  | 0  | 0  | 0  | 0  | 3.0   | 5   | 2   | 2   | 0  | 0  | 0  | 0   | 0  | 0  | .357 |
| Heston,C       | 0  | 0  | 0.00  | 1  | 0  | 0  | 0  | 0  | 1.0   | 1   | 0   | 0   | 0  | 0  | 0  | 0   | 0  | 0  | .250 |
| Hildenberger,T | 0  | 0  | 0.00  | 2  | 0  | 0  | 0  | 0  | 3.0   | 2   | 0   | 0   | 0  | 0  | 2  | 3   | 1  | 0  | .182 |
| Hughes,P       | 0  | 0  | 0.00  | 1  | 0  | 0  | 0  | 0  | 1.2   | 1   | 0   | 0   | 0  | 0  | 0  | 2   | 0  | 0  | .167 |
| Kintzler,B     | 0  | 1  | 2.31  | 12 | 0  | 0  | 0  | 8  | 11.2  | 8   | 3   | 3   | 1  | 0  | 0  | 7   | 0  | 0  | .195 |
| Mejia,A        | 2  | 2  | 4.20  | 6  | 6  | 0  | 0  | 0  | 30.0  | 28  | 15  | 14  | 5  | 2  | 16 | 24  | 0  | 1  | .241 |
| Pressly,R      | 0  | 0  | 2.25  | 2  | 0  | 0  | 0  | 0  | 4.0   | 2   | 1   | 1   | 0  | 1  | 0  | 3   | 1  | 0  | .143 |
| Rogers,T       | 2  | 0  | 0.75  | 11 | 0  | 0  | 0  | 0  | 12.0  | 9   | 1   | 1   | 1  | 1  | 3  | 8   | 0  | 0  | .205 |
| Rosario,R      | 0  | 0  | 30.86 | 2  | 0  | 0  | 0  | 0  | 2.1   | 7   | 8   | 8   | 1  | 1  | 0  | 2   | 0  | 0  | .500 |
| Santana,E      | 3  | 3  | 6.03  | 6  | 6  | 1  | 1  | 0  | 34.1  | 47  | 25  | 23  | 9  | 3  | 9  | 30  | 4  | 0  | .315 |
| Santiago,H     | 0  | 2  | 13.50 | 2  | 2  | 0  | 0  | 0  | 4.2   | 4   | 7   | 7   | 2  | 1  | 6  | 6   | 0  | 0  | .235 |
| Turley,N       | 0  | 2  | 16.39 | 3  | 3  | 0  | 0  | 0  | 9.1   | 23  | 17  | 17  | 3  | 1  | 4  | 7   | 0  | 0  | .489 |
| Wilk,A         | 0  | 1  | 16.20 | 1  | 1  | 0  | 0  | 0  | 3.1   | 8   | 6   | 6   | 1  | 0  | 3  | 2   | 0  | 0  | .471 |
| Wimmers,A      | 0  | 0  | 4.91  | 6  | 0  | 0  | 0  | 0  | 7.1   | 8   | 4   | 4   | 2  | 0  | 8  | 7   | 0  | 0  | .267 |
| MINNESOTA      | 14 | 15 | 5.04  | 29 | 29 | 1  | 3  | 8  | 253.2 | 291 | 155 | 142 | 41 | 14 | 92 | 198 | 11 | 1  | .286 |
| OPPONENT       | 15 | 14 | 3.85  | 29 | 29 | 0  | 1  | 4  | 257.0 | 241 | 123 | 110 | 37 | 4  | 83 | 239 | 10 | 1  | .243 |

## TWINS HOME RUN DATA

### MULTI-HOMER GAMES (13x)

Gimenez, 1x, 6/15 vs. SEA (2)  
 Dozier, 2x, last: 8/4 vs. TEX (2)  
 Kepler, 1x, 8/8 vs. MIL (2)  
 Rosario, 4x, last: 9/17 vs. TOR (2)  
 Sano, 1x, 8/18 vs. ARI (2)  
 Buxton, 1x, 8/27 at TOR (3)  
 Polanco, 1x, 8/29 vs. CWS (2)  
 Escobar, 1x, 9/2 vs. KC (2)  
 Castro, 1x, 9/12 vs. SD (2)

### LEAD-OFF (8x)

Dozier, 8x, last 9/12 vs. SD

### BACK-TO-BACK (5x)

Buxton/Dozier, 5/2 vs. OAK  
 Rosario/Dozier, 6/13 vs. SEA  
 Dozier/Kepler, 8/8 vs. MIL  
 Rosario/Buxton, 9/17 vs. TOR  
 Dozier/Escobar, 9/29 vs. DET

### GRAND SLAMS (4x)

Dozier, 8/8 vs. MIL  
 Rosario, 8/20 vs. ARI  
 Kepler, 8/26 at TOR  
 Mauer, 9/17 vs. TOR

### WALK-OFF (3x)

Mauer, 5/5 vs. BOS (Barnes)  
 Rosario, 9/13 vs. SD (Maton)  
 Buxton, 9/14 vs. TOR (Santos)

### INSIDE-THE-PARK (2x)

Dozier, 4/16 vs. CWS (Shields)  
 Buxton, 8/18 vs. ARI (Godley)

### RUNNERS ON

Solo - 122  
 2-run - 54  
 3-run - 25



# TWINS IN JULY

| PLAYER     | AVG  | G  | AB  | R   | H   | 2B | 3B | HR | RBI | SH | SF | HB | BB  | SO  | SB | CS | E    | OBP  |
|------------|------|----|-----|-----|-----|----|----|----|-----|----|----|----|-----|-----|----|----|------|------|
| Adrianza,E | .355 | 11 | 31  | 4   | 11  | 1  | 0  | 1  | 6   | 0  | 2  | 0  | 4   | 5   | 1  | 0  | 1    | .405 |
| RIGHT      | .333 |    | 9   |     | 3   | 1  | 0  | 0  | 0   | 0  | 0  | 0  | 1   | 2   |    |    | .400 |      |
| LEFT       | .364 |    | 22  |     | 8   | 0  | 0  | 1  | 6   | 0  | 2  | 0  | 3   | 3   |    |    | .407 |      |
| Buxton,B   | .387 | 10 | 31  | 8   | 12  | 1  | 0  | 1  | 2   | 0  | 0  | 0  | 4   | 8   | 3  | 0  | 0    | .457 |
| RIGHT      | .387 |    | 31  |     | 12  | 1  | 0  | 1  | 2   | 0  | 0  | 0  | 4   | 8   |    |    | .457 |      |
| LEFT       | .000 |    | 0   |     | 0   | 0  | 0  | 0  | 0   | 0  | 0  | 0  | 0   | 0   |    |    | .000 |      |
| Castro,J   | .270 | 19 | 63  | 9   | 17  | 9  | 0  | 0  | 6   | 0  | 0  | 1  | 6   | 18  | 0  | 0  | 0    | .343 |
| Dozier,B   | .240 | 22 | 96  | 13  | 23  | 4  | 2  | 4  | 17  | 0  | 0  | 1  | 9   | 34  | 0  | 0  | 0    | .311 |
| Escobar,E  | .254 | 20 | 67  | 11  | 17  | 1  | 1  | 2  | 9   | 0  | 0  | 3  | 4   | 15  | 2  | 0  | 1    | .324 |
| RIGHT      | .278 |    | 18  |     | 5   | 0  | 0  | 1  | 4   | 0  | 0  | 0  | 2   | 3   |    |    | .350 |      |
| LEFT       | .245 |    | 49  |     | 12  | 1  | 1  | 1  | 5   | 0  | 0  | 3  | 2   | 12  |    |    | .315 |      |
| Gimenez,C  | .160 | 9  | 25  | 2   | 4   | 0  | 0  | 0  | 2   | 2  | 0  | 1  | 3   | 10  | 0  | 0  | 1    | .276 |
| Granite,Z  | .267 | 17 | 60  | 6   | 16  | 2  | 0  | 0  | 7   | 0  | 0  | 0  | 6   | 7   | 2  | 2  | 1    | .333 |
| Grossman,R | .250 | 22 | 80  | 8   | 20  | 6  | 0  | 0  | 9   | 0  | 0  | 0  | 16  | 20  | 0  | 0  | 1    | .375 |
| RIGHT      | .227 |    | 22  |     | 5   | 0  | 0  | 0  | 1   | 0  | 0  | 0  | 4   | 6   |    |    | .346 |      |
| LEFT       | .259 |    | 58  |     | 15  | 6  | 0  | 0  | 8   | 0  | 0  | 0  | 12  | 14  |    |    | .386 |      |
| Kepler,M   | .294 | 24 | 85  | 9   | 25  | 9  | 1  | 1  | 8   | 0  | 1  | 1  | 10  | 17  | 0  | 0  | 0    | .371 |
| Mauer,J    | .262 | 17 | 61  | 7   | 16  | 2  | 0  | 1  | 10  | 0  | 1  | 0  | 17  | 10  | 0  | 0  | 0    | .418 |
| Polanco,J  | .078 | 17 | 51  | 7   | 4   | 2  | 0  | 0  | 6   | 0  | 1  | 0  | 5   | 11  | 3  | 0  | 4    | .158 |
| RIGHT      | .056 |    | 18  |     | 1   | 1  | 0  | 0  | 2   | 0  | 0  | 0  | 0   | 4   |    |    | .056 |      |
| LEFT       | .091 |    | 33  |     | 3   | 1  | 0  | 0  | 4   | 0  | 1  | 0  | 5   | 7   |    |    | .205 |      |
| Rosario,E  | .321 | 23 | 84  | 9   | 27  | 11 | 0  | 1  | 10  | 0  | 1  | 0  | 7   | 17  | 2  | 1  | 1    | .370 |
| Sanó,M     | .258 | 24 | 97  | 18  | 25  | 2  | 0  | 6  | 16  | 0  | 1  | 3  | 6   | 38  | 0  | 0  | 2    | .318 |
| Vargas,K   | .281 | 9  | 32  | 7   | 9   | 3  | 0  | 1  | 3   | 0  | 0  | 1  | 5   | 12  | 0  | 0  | 1    | .395 |
| RIGHT      | .429 |    | 7   |     | 3   | 2  | 0  | 0  | 0   | 0  | 0  | 0  | 1   | 2   |    |    | .500 |      |
| LEFT       | .240 |    | 25  |     | 6   | 1  | 0  | 1  | 3   | 0  | 0  | 1  | 4   | 10  |    |    | .367 |      |
| PITCHERS   | .000 | 25 | 5   | 2   | 0   | 0  | 0  | 0  | 0   | 1  | 0  | 0  | 0   | 3   | 0  | 0  | 2    | .000 |
| MINNESOTA  | .260 | 25 | 868 | 120 | 226 | 53 | 4  | 18 | 111 | 3  | 7  | 11 | 102 | 225 | 13 | 3  | 15   | .343 |
| OPPONENT   | .302 | 25 | 886 | 137 | 268 | 62 | 3  | 36 | 130 | 6  | 6  | 10 | 65  | 172 | 14 | 4  | 17   | .355 |

| PITCHER        | W  | L  | ERA   | G  | GS | C6 | SH | SV | IP    | H   | R   | ER  | HR | HB | BB  | SO  | WP | BK | BAA  |
|----------------|----|----|-------|----|----|----|----|----|-------|-----|-----|-----|----|----|-----|-----|----|----|------|
| Belisle,M      | 0  | 0  | 0.00  | 11 | 0  | 0  | 0  | 0  | 12.1  | 5   | 0   | 0   | 0  | 1  | 2   | 13  | 0  | 0  | .128 |
| Berrios,J      | 2  | 2  | 5.79  | 5  | 5  | 0  | 0  | 0  | 23.1  | 33  | 21  | 15  | 4  | 3  | 8   | 18  | 1  | 0  | .333 |
| Boshers,B      | 0  | 0  | 7.71  | 8  | 0  | 0  | 0  | 0  | 7.0   | 8   | 6   | 6   | 3  | 0  | 3   | 7   | 1  | 0  | .286 |
| Breslow,C      | 0  | 0  | 4.50  | 3  | 0  | 0  | 0  | 0  | 2.0   | 4   | 1   | 1   | 0  | 0  | 2   | 0   | 0  | 0  | .444 |
| Busenitz,A     | 0  | 0  | 0.00  | 1  | 0  | 0  | 0  | 0  | 1.0   | 1   | 0   | 0   | 0  | 0  | 0   | 0   | 0  | 0  | .333 |
| Colón,B        | 0  | 1  | 5.87  | 3  | 3  | 0  | 0  | 0  | 15.1  | 24  | 10  | 10  | 3  | 0  | 1   | 6   | 0  | 0  | .364 |
| Duffey,T       | 0  | 2  | 7.36  | 11 | 0  | 0  | 0  | 0  | 11.0  | 21  | 9   | 9   | 2  | 0  | 2   | 8   | 1  | 0  | .396 |
| Garcia,J       | 1  | 0  | 4.05  | 1  | 1  | 0  | 0  | 0  | 6.2   | 8   | 3   | 3   | 0  | 0  | 3   | 7   | 0  | 0  | .308 |
| Gibson,K       | 2  | 2  | 6.00  | 4  | 4  | 0  | 0  | 0  | 24.0  | 25  | 16  | 16  | 3  | 0  | 11  | 16  | 0  | 0  | .269 |
| Hildenberger,T | 1  | 1  | 3.77  | 10 | 0  | 0  | 0  | 0  | 14.1  | 14  | 6   | 6   | 1  | 2  | 1   | 16  | 0  | 0  | .255 |
| Hughes,P       | 0  | 0  | 9.00  | 4  | 0  | 0  | 0  | 0  | 5.0   | 11  | 5   | 5   | 2  | 0  | 2   | 6   | 0  | 0  | .423 |
| Jorge,F        | 1  | 0  | 10.57 | 2  | 2  | 0  | 0  | 0  | 7.2   | 14  | 9   | 9   | 4  | 0  | 2   | 4   | 0  | 0  | .412 |
| Kintzler,B     | 0  | 1  | 3.27  | 11 | 0  | 0  | 0  | 7  | 11.0  | 11  | 5   | 4   | 0  | 1  | 4   | 4   | 0  | 0  | .262 |
| Mejia,A        | 1  | 1  | 3.49  | 5  | 5  | 0  | 0  | 0  | 28.1  | 32  | 12  | 11  | 2  | 1  | 8   | 22  | 0  | 0  | .281 |
| Pressly,R      | 0  | 0  | 3.86  | 9  | 0  | 0  | 0  | 0  | 11.2  | 14  | 6   | 5   | 2  | 1  | 0   | 14  | 0  | 0  | .311 |
| Rogers,T       | 1  | 2  | 8.18  | 12 | 0  | 0  | 0  | 0  | 11.0  | 13  | 11  | 10  | 4  | 0  | 6   | 11  | 0  | 0  | .295 |
| Santana,E      | 1  | 2  | 4.68  | 4  | 4  | 1  | 0  | 0  | 25.0  | 26  | 13  | 13  | 6  | 0  | 9   | 18  | 2  | 1  | .271 |
| Santiago,H     | 0  | 1  | 10.80 | 1  | 1  | 0  | 0  | 0  | 3.1   | 4   | 4   | 4   | 0  | 1  | 1   | 2   | 0  | 0  | .286 |
| MINNESOTA      | 10 | 15 | 5.15  | 25 | 25 | 1  | 0  | 7  | 220.0 | 268 | 137 | 126 | 36 | 10 | 65  | 172 | 5  | 1  | .302 |
| OPPONENT       | 15 | 10 | 4.36  | 25 | 25 | 0  | 0  | 7  | 221.0 | 226 | 120 | 107 | 18 | 11 | 102 | 225 | 9  | 1  | .260 |

| PLAYER   | MULTI<br>HIT | MULTI<br>RBI | SEASON<br>HIT-STREAK | SEASON<br>HITS |
|----------|--------------|--------------|----------------------|----------------|
| Adrianza | 11           | 6            | 7, 6/21-7/23         | 3              |
| Buxton   | 26           | 12           | 12, 8/10-21          | 4              |
| Castro   | 21           | 11           | 11, 5/22-6/9         | 4              |
| Dozier   | 48           | 18           | 10, 5/19-29          | 4              |
| Escobar  | 26           | 21           | 9, 6/13-22           | 5              |
| Garver   | 1            | 1            | 2, 8/24-25           | 3              |
| Gimenez  | 7            | 3            | 4, 9/6-20            | 3              |
| Goodrum  | 0            | 0            | 1, 9/12              | 1              |
| Granite  | 4            | 3            | 9, 7/19-29           | 3              |
| Grossman | 28           | 9            | 5, 2x, 8/17-9/8      | 3              |
| Kepler   | 32           | 20           | 9, 5/29-6/7          | 4              |
| Mauer    | 37           | 19           | 14, 8/22-9/5         | 4, 3x          |
| Polanco  | 33           | 21           | 10, 8/1-12           | 4, 2x          |
| Rosario  | 40           | 18           | 15, 4/17-5/5         | 5              |
| Sanó     | 28           | 21           | 10, 6/30-7/8         | 4              |
| Vargas   | 12           | 12           | 7, 5/19-27           | 4              |

# TWINS PRE-ALL-STAR BREAK

| PLAYER     | AVG  | G  | AB   | R   | H   | 2B  | 3B | HR  | RBI | SH | SF | HB | BB  | SO  | SB | CS | E  | OBP  |
|------------|------|----|------|-----|-----|-----|----|-----|-----|----|----|----|-----|-----|----|----|----|------|
| Adrianza,E | .271 | 28 | 59   | 7   | 16  | 4   | 0  | 0   | 9   | 1  | 4  | 0  | 6   | 11  | 6  | 1  | 2  | .319 |
| RIGHT      | .286 |    | 14   |     | 4   | 1   | 0  | 0   | 6   | 0  | 1  | 0  | 0   | 2   |    |    |    | .267 |
| LEFT       | .267 |    | 45   |     | 12  | 3   | 0  | 0   | 3   | 1  | 3  | 0  | 6   | 9   |    |    |    | .333 |
| Buxton,B   | .216 | 83 | 255  | 29  | 55  | 6   | 1  | 5   | 16  | 2  | 0  | 1  | 25  | 87  | 16 | 1  | 3  | .288 |
| RIGHT      | .216 |    | 255  |     | 55  | 6   | 1  | 5   | 16  | 2  | 0  | 1  | 25  | 87  |    |    |    | .288 |
| LEFT       | .000 |    | 0    |     | 0   | 0   | 0  | 0   | 0   | 0  | 0  | 0  | 0   | 0   |    |    |    | .000 |
| Castro,J   | .223 | 62 | 211  | 23  | 47  | 13  | 0  | 6   | 28  | 0  | 0  | 2  | 27  | 63  | 0  | 0  | 1  | .317 |
| Dozier,B   | .242 | 81 | 331  | 39  | 80  | 17  | 1  | 13  | 41  | 0  | 1  | 4  | 39  | 75  | 10 | 5  | 3  | .328 |
| Escobar,E  | .274 | 63 | 212  | 26  | 58  | 9   | 1  | 8   | 28  | 0  | 1  | 3  | 12  | 37  | 2  | 0  | 3  | .320 |
| RIGHT      | .312 |    | 77   |     | 24  | 2   | 0  | 5   | 13  | 0  | 0  | 1  | 6   | 13  |    |    |    | .369 |
| LEFT       | .252 |    | 135  |     | 34  | 7   | 1  | 3   | 15  | 0  | 1  | 2  | 6   | 24  |    |    |    | .292 |
| Gimenez,C  | .204 | 37 | 103  | 13  | 21  | 4   | 0  | 5   | 11  | 2  | 0  | 2  | 19  | 34  | 1  | 0  | 0  | .339 |
| Granite,Z  | .000 | 2  | 4    | 1   | 0   | 0   | 0  | 0   | 0   | 0  | 0  | 0  | 1   | 0   | 0  | 0  | 0  | .200 |
| Grossman,R | .256 | 72 | 238  | 39  | 61  | 13  | 0  | 6   | 28  | 1  | 0  | 2  | 45  | 48  | 2  | 1  | 3  | .379 |
| RIGHT      | .271 |    | 70   |     | 19  | 4   | 0  | 0   | 4   | 0  | 0  | 0  | 22  | 11  |    |    |    | .446 |
| LEFT       | .250 |    | 168  |     | 42  | 9   | 0  | 6   | 24  | 1  | 0  | 2  | 23  | 37  |    |    |    | .347 |
| Kepler,M   | .266 | 82 | 293  | 43  | 78  | 20  | 2  | 10  | 39  | 0  | 1  | 3  | 29  | 61  | 3  | 1  | 2  | .337 |
| Mauer,J    | .286 | 74 | 276  | 37  | 79  | 17  | 0  | 5   | 34  | 0  | 0  | 1  | 31  | 45  | 1  | 0  | 0  | .360 |
| Polanco,J  | .224 | 70 | 263  | 29  | 59  | 15  | 1  | 3   | 31  | 1  | 4  | 0  | 19  | 40  | 6  | 2  | 9  | .273 |
| RIGHT      | .200 |    | 85   |     | 17  | 5   | 0  | 1   | 13  | 0  | 1  | 0  | 3   | 12  |    |    |    | .225 |
| LEFT       | .236 |    | 178  |     | 42  | 10  | 1  | 2   | 18  | 1  | 3  | 0  | 16  | 28  |    |    |    | .294 |
| Rosario,E  | .287 | 81 | 275  | 37  | 79  | 13  | 2  | 10  | 26  | 3  | 1  | 0  | 16  | 56  | 4  | 4  | 3  | .325 |
| Sanó,M     | .276 | 82 | 301  | 55  | 83  | 12  | 2  | 21  | 62  | 0  | 0  | 0  | 44  | 120 | 0  | 0  | 6  | .368 |
| Santana,D  | .200 | 13 | 25   | 3   | 5   | 1   | 0  | 1   | 1   | 0  | 0  | 0  | 1   | 8   | 1  | 0  | 1  | .231 |
| RIGHT      | .100 |    | 10   |     | 1   | 1   | 0  | 0   | 0   | 0  | 0  | 0  | 1   | 2   |    |    |    | .182 |
| LEFT       | .267 |    | 15   |     | 4   | 0   | 0  | 1   | 1   | 0  | 0  | 0  | 0   | 6   |    |    |    | .267 |
| Vargas,K   | .247 | 47 | 166  | 22  | 41  | 9   | 0  | 7   | 29  | 0  | 1  | 2  | 9   | 49  | 0  | 0  | 1  | .292 |
| RIGHT      | .174 |    | 46   |     | 8   | 2   | 0  | 1   | 5   | 0  | 1  | 0  | 4   | 14  |    |    |    | .235 |
| LEFT       | .275 |    | 120  |     | 33  | 7   | 0  | 6   | 24  | 0  | 0  | 2  | 5   | 35  |    |    |    | .315 |
| PITCHERS   | .250 | 88 | 8    | 0   | 2   | 1   | 0  | 0   | 3   | 0  | 0  | 0  | 0   | 1   | 0  | 0  | 6  | .250 |
| MINNESOT   | .253 | 88 | 3020 | 403 | 764 | 154 | 10 | 100 | 386 | 10 | 13 | 20 | 323 | 735 | 52 | 15 | 43 | .328 |
| OPPONENT   | .271 | 88 | 3077 | 463 | 833 | 147 | 14 | 135 | 437 | 17 | 22 | 37 | 291 | 606 | 44 | 16 | 51 | .339 |

| PITCHER        | W  | L  | ERA   | G  | GS | CG | SH | SV | IP    | H   | R   | ER  | HR  | HB | BB  | SO  | WP | BK | BAA  |
|----------------|----|----|-------|----|----|----|----|----|-------|-----|-----|-----|-----|----|-----|-----|----|----|------|
| Belisle,M      | 0  | 1  | 5.82  | 37 | 0  | 0  | 0  | 0  | 34.0  | 35  | 26  | 22  | 4   | 1  | 18  | 26  | 2  | 1  | .265 |
| Berrios,J      | 8  | 2  | 3.53  | 11 | 11 | 0  | 0  | 0  | 71.1  | 58  | 29  | 28  | 9   | 7  | 19  | 69  | 4  | 1  | .221 |
| Bosher,B       | 0  | 0  | 3.86  | 15 | 0  | 0  | 0  | 0  | 21.0  | 22  | 10  | 9   | 4   | 2  | 5   | 15  | 2  | 0  | .272 |
| Breslow,C      | 1  | 1  | 5.28  | 27 | 0  | 0  | 0  | 0  | 29.0  | 34  | 18  | 17  | 4   | 2  | 10  | 18  | 1  | 0  | .296 |
| Busenitz,A     | 0  | 0  | 2.08  | 6  | 0  | 0  | 0  | 0  | 8.2   | 10  | 4   | 2   | 2   | 0  | 3   | 4   | 1  | 0  | .294 |
| Duffey,T       | 0  | 2  | 4.81  | 32 | 0  | 0  | 0  | 0  | 43.0  | 44  | 24  | 23  | 5   | 1  | 11  | 42  | 3  | 0  | .257 |
| Gibson,K       | 5  | 7  | 6.31  | 16 | 16 | 0  | 0  | 0  | 81.1  | 106 | 61  | 57  | 16  | 2  | 38  | 51  | 1  | 0  | .317 |
| Gimenez,C      | 0  | 0  | 7.20  | 6  | 0  | 0  | 0  | 0  | 5.0   | 7   | 4   | 4   | 1   | 0  | 0   | 0   | 0  | 0  | .318 |
| Haley,J        | 0  | 0  | 6.00  | 10 | 0  | 0  | 0  | 1  | 18.0  | 22  | 12  | 12  | 3   | 1  | 6   | 14  | 0  | 0  | .301 |
| Heston,C       | 0  | 0  | 0.00  | 1  | 0  | 0  | 0  | 0  | 1.0   | 1   | 0   | 0   | 0   | 0  | 0   | 0   | 0  | 0  | .250 |
| Hildenberger,T | 1  | 0  | 2.16  | 5  | 0  | 0  | 0  | 0  | 8.1   | 8   | 2   | 2   | 0   | 0  | 3   | 9   | 1  | 0  | .250 |
| Hughes,P       | 4  | 3  | 5.50  | 13 | 9  | 0  | 0  | 0  | 52.1  | 67  | 35  | 32  | 10  | 1  | 12  | 37  | 0  | 0  | .306 |
| Jorge,F        | 1  | 0  | 10.57 | 2  | 2  | 0  | 0  | 0  | 7.2   | 14  | 9   | 9   | 4   | 0  | 2   | 4   | 0  | 0  | .412 |
| Kintzler,B     | 2  | 1  | 2.29  | 39 | 0  | 0  | 0  | 24 | 39.1  | 34  | 11  | 10  | 3   | 1  | 8   | 24  | 1  | 0  | .238 |
| Mejia,A        | 4  | 4  | 4.43  | 13 | 13 | 0  | 0  | 0  | 65.0  | 64  | 34  | 32  | 11  | 3  | 32  | 54  | 1  | 1  | .256 |
| Pressly,R      | 1  | 2  | 7.33  | 27 | 0  | 0  | 0  | 0  | 27.0  | 28  | 23  | 22  | 6   | 2  | 8   | 30  | 2  | 0  | .269 |
| Rogers,T       | 4  | 1  | 2.14  | 39 | 0  | 0  | 0  | 0  | 33.2  | 30  | 8   | 8   | 3   | 1  | 7   | 25  | 0  | 0  | .238 |
| Rosario,R      | 0  | 0  | 30.86 | 2  | 0  | 0  | 0  | 0  | 2.1   | 7   | 8   | 8   | 1   | 1  | 0   | 2   | 0  | 0  | .500 |
| Rucinski,D     | 0  | 0  | 10.38 | 2  | 0  | 0  | 0  | 0  | 4.1   | 10  | 5   | 5   | 2   | 0  | 2   | 5   | 0  | 0  | .476 |
| Santana,E      | 10 | 6  | 2.99  | 18 | 18 | 4  | 2  | 0  | 120.1 | 90  | 43  | 40  | 18  | 4  | 40  | 91  | 7  | 1  | .206 |
| Santiago,H     | 4  | 8  | 5.63  | 15 | 14 | 0  | 0  | 0  | 70.1  | 70  | 44  | 44  | 15  | 5  | 31  | 51  | 0  | 1  | .255 |
| Tepesch,N      | 0  | 1  | 5.40  | 1  | 1  | 0  | 0  | 0  | 1.2   | 5   | 7   | 1   | 1   | 0  | 2   | 2   | 0  | 0  | .455 |
| Tonkin,M       | 0  | 1  | 6.55  | 9  | 0  | 0  | 0  | 0  | 11.0  | 14  | 11  | 8   | 4   | 1  | 10  | 13  | 2  | 0  | .298 |
| Turley,N       | 0  | 2  | 16.39 | 3  | 3  | 0  | 0  | 0  | 9.1   | 23  | 17  | 17  | 3   | 1  | 4   | 7   | 0  | 0  | .489 |
| Wheeler,J      | 0  | 0  | 9.00  | 2  | 0  | 0  | 0  | 0  | 3.0   | 6   | 5   | 3   | 1   | 0  | 4   | 0   | 0  | 0  | .429 |
| Wilk,A         | 0  | 1  | 7.84  | 3  | 1  | 0  | 0  | 0  | 10.1  | 16  | 9   | 9   | 3   | 0  | 8   | 6   | 2  | 0  | .356 |
| Wimmers,A      | 0  | 0  | 4.91  | 6  | 0  | 0  | 0  | 0  | 7.1   | 8   | 4   | 4   | 2   | 0  | 8   | 7   | 0  | 0  | .267 |
| MINNESOTA      | 45 | 43 | 4.89  | 88 | 88 | 4  | 7  | 25 | 785.2 | 833 | 463 | 427 | 135 | 37 | 291 | 606 | 30 | 5  | .271 |
| OPPONENT       | 43 | 45 | 4.33  | 88 | 88 | 0  | 1  | 17 | 781.0 | 764 | 403 | 376 | 100 | 20 | 323 | 735 | 40 | 5  | .253 |

## TWINS MONTHLY BREAKDOWN

| MONTH    | BATTING |     |     |     |    | PITCHING |       |     |     |          |
|----------|---------|-----|-----|-----|----|----------|-------|-----|-----|----------|
|          | AVG     | R   | R/G | H   | HR | W-L      | IP    | H   | BB  | K ERA    |
| APRIL    | .242    | 101 | 4.4 | 186 | 20 | 12-11    | 204.0 | 184 | 69  | 153 3.93 |
| MAY      | .260    | 125 | 4.8 | 236 | 37 | 14-12    | 240.0 | 247 | 110 | 193 5.25 |
| JUNE     | .243    | 123 | 4.2 | 241 | 37 | 14-15    | 253.2 | 291 | 92  | 198 5.04 |
| JULY     | .260    | 120 | 4.8 | 226 | 18 | 10-15    | 220.0 | 268 | 65  | 172 5.15 |
| AUGUST   | .280    | 177 | 5.9 | 284 | 50 | 20-10    | 264.1 | 239 | 70  | 248 3.78 |
| SEPT/OCT | .268    | 169 | 5.8 | 270 | 44 | 15-14    | 254.0 | 258 | 77  | 202 4.39 |

# TWINS IN AUGUST

| PLAYER     | AVG  | G  | AB   | R   | H   | 2B | 3B | RBI | SH  | SF | HB | BB | SO  | SB  | CS | E | OBP  |
|------------|------|----|------|-----|-----|----|----|-----|-----|----|----|----|-----|-----|----|---|------|
| Adrianza,E | .212 | 14 | 33   | 7   | 7   | 1  | 2  | 0   | 7   | 0  | 2  | 1  | 3   | 4   | 1  | 0 | .282 |
| RIGHT      | .176 |    | 17   |     | 3   | 0  | 1  | 0   | 4   | 0  | 1  | 0  | 1   |     |    |   | .211 |
| LEFT       | .250 |    | 16   |     | 4   | 1  | 1  | 0   | 3   | 0  | 1  | 1  | 2   |     |    |   | .350 |
| Buxton,B   | .324 | 29 | 105  | 22  | 34  | 3  | 2  | 8   | 22  | 3  | 2  | 1  | 5   | 27  | 8  | 0 | .354 |
| Castro,J   | .222 | 16 | 45   | 12  | 10  | 1  | 0  | 1   | 4   | 0  | 1  | 1  | 10  | 16  | 0  | 0 | .368 |
| Dozier,B   | .319 | 29 | 116  | 27  | 37  | 4  | 1  | 9   | 22  | 0  | 0  | 2  | 18  | 22  | 4  | 1 | .419 |
| Escobar,E  | .202 | 26 | 94   | 9   | 19  | 3  | 1  | 2   | 13  | 1  | 2  | 1  | 11  | 21  | 1  | 1 | .287 |
| RIGHT      | .233 |    | 30   |     | 7   | 1  | 0  | 0   | 3   | 0  | 1  | 1  | 3   |     |    |   | .314 |
| LEFT       | .188 |    | 64   |     | 12  | 2  | 1  | 2   | 10  | 1  | 1  | 0  | 8   | 16  |    |   | .274 |
| Garver,M   | .286 | 7  | 21   | 5   | 6   | 1  | 2  | 0   | 0   | 0  | 0  | 0  | 4   | 9   | 0  | 0 | .400 |
| Gimenez,C  | .237 | 15 | 38   | 5   | 9   | 3  | 0  | 1   | 3   | 0  | 0  | 1  | 8   | 12  | 0  | 0 | .383 |
| Granite,Z  | .154 | 6  | 13   | 1   | 2   | 0  | 0  | 0   | 1   | 0  | 0  | 0  | 1   | 1   | 0  | 0 | .214 |
| Grossman,R | .189 | 13 | 37   | 6   | 7   | 1  | 0  | 1   | 4   | 0  | 0  | 0  | 3   | 7   | 0  | 0 | .250 |
| RIGHT      | .250 |    | 16   |     | 4   | 1  | 0  | 1   | 3   | 0  | 0  | 0  | 1   |     |    |   | .294 |
| LEFT       | .143 |    | 21   |     | 3   | 0  | 0  | 0   | 1   | 0  | 0  | 0  | 2   | 6   |    |   | .217 |
| Kepler,M   | .213 | 26 | 89   | 13  | 19  | 4  | 0  | 7   | 21  | 1  | 1  | 2  | 7   | 18  | 2  | 0 | .283 |
| Mauer,J    | .336 | 28 | 107  | 15  | 36  | 8  | 1  | 1   | 12  | 0  | 1  | 2  | 11  | 15  | 1  | 0 | .405 |
| Polanco,J  | .373 | 27 | 102  | 16  | 38  | 10 | 2  | 6   | 23  | 3  | 0  | 0  | 7   | 16  | 4  | 1 | .413 |
| RIGHT      | .438 |    | 32   |     | 14  | 3  | 0  | 2   | 10  | 1  | 0  | 0  | 2   | 5   |    |   | .471 |
| LEFT       | .343 |    | 70   |     | 24  | 7  | 2  | 4   | 13  | 2  | 0  | 0  | 5   | 11  |    |   | .387 |
| Rosario,E  | .307 | 29 | 114  | 22  | 35  | 7  | 0  | 9   | 25  | 0  | 3  | 0  | 7   | 20  | 1  | 1 | .339 |
| Sanó,M     | .267 | 15 | 60   | 11  | 16  | 2  | 0  | 4   | 7   | 0  | 0  | 1  | 6   | 26  | 0  | 0 | .343 |
| Vargas,K   | .226 | 11 | 31   | 5   | 7   | 1  | 0  | 1   | 4   | 0  | 0  | 0  | 5   | 10  | 0  | 0 | .333 |
| RIGHT      | .286 |    | 7    |     | 2   | 1  | 0  | 0   | 0   | 0  | 0  | 0  | 2   | 4   |    |   | .444 |
| LEFT       | .208 |    | 24   |     | 5   | 0  | 0  | 1   | 4   | 0  | 0  | 0  | 3   | 6   |    |   | .296 |
| PITCHERS   | .200 | 30 | 10   | 1   | 2   | 0  | 0  | 0   | 2   | 0  | 0  | 0  | 0   | 4   | 0  | 0 | .200 |
| MINNESOT   | .280 | 30 | 1015 | 177 | 284 | 49 | 11 | 50  | 170 | 8  | 12 | 12 | 106 | 228 | 22 | 4 | .351 |
| OPPONENT   | .239 | 30 | 1001 | 120 | 239 | 45 | 5  | 36  | 111 | 2  | 9  | 16 | 70  | 248 | 11 | 2 | .297 |

| PITCHER        | W  | L  | ERA   | G  | GS | CG | SH | SV | IP    | H   | R   | ER  | HR | HB | BB  | SO  | WP | BK | BAA  |
|----------------|----|----|-------|----|----|----|----|----|-------|-----|-----|-----|----|----|-----|-----|----|----|------|
| Belisle,M      | 1  | 1  | 4.50  | 9  | 0  | 0  | 0  | 5  | 8.0   | 6   | 4   | 4   | 2  | 0  | 3   | 14  | 0  | 0  | .207 |
| Berrios,J      | 3  | 2  | 3.89  | 6  | 6  | 0  | 0  | 0  | 34.2  | 24  | 17  | 15  | 4  | 3  | 10  | 37  | 0  | 0  | .192 |
| Boshers,B      | 1  | 0  | 13.50 | 6  | 0  | 0  | 0  | 0  | 3.1   | 5   | 5   | 5   | 1  | 0  | 2   | 3   | 0  | 0  | .333 |
| Busenitz,A     | 1  | 0  | 1.32  | 10 | 0  | 0  | 0  | 0  | 13.2  | 4   | 2   | 2   | 1  | 0  | 2   | 12  | 0  | 0  | .093 |
| Colón,B        | 4  | 1  | 3.40  | 6  | 6  | 1  | 0  | 0  | 39.2  | 47  | 15  | 15  | 8  | 0  | 9   | 27  | 0  | 1  | .292 |
| Curtiss,J      | 0  | 0  | 13.50 | 2  | 0  | 0  | 0  | 0  | 1.1   | 1   | 2   | 2   | 0  | 0  | 2   | 1   | 1  | 0  | .200 |
| Duffey,T       | 2  | 0  | 4.66  | 7  | 0  | 0  | 0  | 1  | 9.2   | 7   | 6   | 5   | 1  | 0  | 2   | 8   | 0  | 0  | .194 |
| Enns,D         | 0  | 0  | 6.75  | 2  | 1  | 0  | 0  | 0  | 4.0   | 7   | 4   | 3   | 2  | 0  | 1   | 2   | 0  | 0  | .350 |
| Gee,D          | 1  | 1  | 3.18  | 6  | 2  | 0  | 0  | 1  | 22.2  | 20  | 8   | 8   | 3  | 1  | 3   | 21  | 0  | 0  | .238 |
| Gibson,K       | 2  | 2  | 3.90  | 5  | 5  | 0  | 0  | 0  | 27.2  | 33  | 12  | 12  | 3  | 2  | 7   | 28  | 3  | 0  | .295 |
| Hildenberger,T | 1  | 1  | 2.19  | 13 | 0  | 0  | 0  | 1  | 12.1  | 12  | 3   | 3   | 1  | 1  | 1   | 15  | 0  | 0  | .255 |
| Mejia,A        | 0  | 1  | 9.00  | 2  | 2  | 0  | 0  | 0  | 7.0   | 14  | 7   | 7   | 1  | 0  | 4   | 9   | 1  | 0  | .424 |
| Melville,T     | 0  | 1  | 13.50 | 1  | 1  | 0  | 0  | 0  | 3.1   | 4   | 5   | 5   | 1  | 1  | 3   | 4   | 0  | 0  | .286 |
| Perkins,G      | 0  | 0  | 12.00 | 4  | 0  | 0  | 0  | 0  | 3.0   | 7   | 4   | 4   | 0  | 3  | 1   | 2   | 0  | 0  | .467 |
| Pressly,R      | 1  | 0  | 1.13  | 12 | 0  | 0  | 0  | 0  | 16.0  | 5   | 2   | 2   | 2  | 0  | 3   | 9   | 2  | 0  | .096 |
| Rogers,T       | 0  | 0  | 2.35  | 9  | 0  | 0  | 0  | 0  | 7.2   | 5   | 2   | 2   | 0  | 1  | 4   | 8   | 1  | 0  | .192 |
| Santana,E      | 3  | 0  | 2.95  | 6  | 6  | 1  | 0  | 0  | 39.2  | 34  | 18  | 13  | 4  | 4  | 10  | 42  | 1  | 0  | .225 |
| Slegers,A      | 0  | 0  | 2.84  | 1  | 1  | 0  | 0  | 0  | 6.1   | 2   | 2   | 2   | 1  | 0  | 2   | 3   | 0  | 0  | .100 |
| Turley,N       | 0  | 0  | 4.15  | 2  | 0  | 0  | 0  | 0  | 4.1   | 2   | 2   | 2   | 1  | 0  | 1   | 3   | 0  | 0  | .154 |
| MINNESOTA      | 20 | 10 | 3.78  | 30 | 30 | 2  | 2  | 8  | 264.1 | 239 | 120 | 111 | 36 | 16 | 70  | 248 | 9  | 1  | .239 |
| OPPONENT       | 10 | 20 | 5.82  | 30 | 30 | 1  | 1  | 4  | 259.2 | 284 | 177 | 168 | 50 | 12 | 106 | 228 | 6  | 3  | .280 |

## STARTS BY POSITION

|          | C   | 1B  | 2B  | SS  | 3B  | LF | CF  | RF  | DH |
|----------|-----|-----|-----|-----|-----|----|-----|-----|----|
| Adrianza |     | 1   | 3   | 23  | 6   | 9  |     |     |    |
| Buxton   |     |     |     |     |     |    | 131 |     |    |
| Castro   | 104 |     |     |     |     |    |     |     |    |
| Dozier   |     |     | 151 |     |     |    |     |     |    |
| Escobar  |     |     | 7   | 12  | 77  |    |     | 17  |    |
| Garver   | 4   | 3   |     |     |     | 1  |     | 3   |    |
| Gimenez  | 54  | 2   |     |     |     | 1  |     |     |    |
| Granite  |     |     |     |     |     | 4  | 18  |     |    |
| Grossman |     |     |     |     |     | 17 |     | 28  | 61 |
| Goodrum  |     |     | 1   |     |     |    |     | 1   | 1  |
| Kepler   |     |     |     |     |     |    | 8   | 120 | 1  |
| Mauer    |     | 118 |     |     |     |    |     | 13  |    |
| Polanco  |     |     |     | 127 |     |    |     | 2   |    |
| Rosario  |     |     |     |     | 126 | 5  | 11  | 1   |    |
| Sanó     |     | 8   |     |     | 79  |    |     | 23  |    |
| Vargas   |     | 30  |     |     |     |    |     | 30  |    |
| Other    |     |     | 4   |     | 2   |    |     |     |    |

## STARTS BY BATTING ORDER

|          | 1   | 2  | 3  | 4  | 5  | 6  | 7  | 8  | 9  |
|----------|-----|----|----|----|----|----|----|----|----|
| Adrianza |     | 1  |    |    |    |    | 6  | 11 | 24 |
| Buxton   |     |    | 13 |    |    |    | 9  | 19 | 23 |
| Castro   |     |    |    |    | 4  | 18 | 14 | 41 | 26 |
| Dozier   | 151 |    |    |    |    |    |    |    |    |
| Escobar  |     | 13 | 2  | 18 | 25 | 29 | 19 | 3  | 2  |
| Garver   |     |    |    |    | 2  | 2  | 4  | 3  |    |
| Gimenez  | 1   |    |    | 1  | 2  | 7  | 20 | 19 | 7  |
| Granite  |     | 7  |    |    |    | 1  | 1  | 4  | 7  |
| Grossman | 5   | 35 | 5  | 17 | 16 | 9  | 6  | 1  | 11 |
| Goodrum  |     |    |    |    |    |    | 1  |    | 2  |
| Kepler   |     | 27 | 4  | 26 | 31 | 25 | 6  | 5  | 4  |
| Mauer    | 3   | 65 | 36 | 24 | 2  |    |    |    |    |
| Polanco  | 1   | 10 | 30 | 6  | 7  | 20 | 31 | 17 | 6  |
| Rosario  |     | 3  |    | 24 | 22 | 31 | 24 | 28 | 10 |
| Sanó     |     |    |    | 35 | 5  |    |    |    |    |
| Vargas   |     |    | 70 | 10 | 25 | 11 | 9  | 4  |    |
| Other    |     |    |    | 1  | 10 | 2  |    |    |    |

## TWINS IN SEPTEMBER/OCTOBER

| PLAYER     | AVG  | G   | AB   | R   | H   | 2B | 3B | HR | RBI | SH | SF | HB | BB | SO  | SB | CS | E  | OBP  |
|------------|------|-----|------|-----|-----|----|----|----|-----|----|----|----|----|-----|----|----|----|------|
| Buxton,B   | .270 | 27  | 100  | 17  | 27  | 4  | 3  | 3  | 13  | 0  | 0  | 2  | 7  | 35  | 5  | 0  | 0  | .330 |
| Castro,J   | .305 | 19  | 59   | 9   | 18  | 1  | 0  | 3  | 11  | 1  | 0  | 1  | 4  | 14  | 0  | 0  | 2  | .359 |
| Dozier,B   | .298 | 27  | 104  | 29  | 31  | 5  | 1  | 8  | 19  | 0  | 1  | 2  | 15 | 22  | 2  | 1  | 1  | .393 |
| Escobar,E  | .263 | 28  | 114  | 21  | 30  | 4  | 3  | 9  | 25  | 0  | 0  | 0  | 6  | 31  | 1  | 0  | 3  | .300 |
| Garver,M   | .120 | 16  | 25   | 0   | 3   | 0  | 1  | 0  | 3   | 0  | 0  | 0  | 2  | 6   | 0  | 0  | 0  | .185 |
| Gimenez,C  | .290 | 17  | 31   | 9   | 9   | 2  | 0  | 1  | 2   | 0  | 0  | 1  | 6  | 9   | 0  | 0  | 0  | .421 |
| Goodrum,N  | .059 | 11  | 17   | 1   | 1   | 0  | 0  | 0  | 0   | 0  | 0  | 0  | 1  | 10  | 0  | 0  | 0  | .111 |
| Granite,Z  | .200 | 17  | 20   | 7   | 4   | 0  | 0  | 1  | 5   | 1  | 1  | 0  | 5  | 1   | 0  | 0  | 0  | .346 |
| Grossman,R | .262 | 21  | 65   | 12  | 17  | 5  | 1  | 2  | 10  | 1  | 2  | 1  | 7  | 13  | 1  | 0  | 0  | .333 |
| Kepler,M   | .216 | 24  | 74   | 8   | 16  | 4  | 0  | 2  | 8   | 0  | 0  | 1  | 6  | 21  | 1  | 0  | 0  | .284 |
| Mauer,J    | .343 | 27  | 102  | 13  | 35  | 9  | 0  | 1  | 19  | 0  | 1  | 0  | 11 | 17  | 0  | 1  | 1  | .404 |
| Polanco,J  | .260 | 28  | 104  | 12  | 27  | 5  | 0  | 4  | 19  | 3  | 1  | 2  | 12 | 16  | 3  | 2  | 1  | .345 |
| Rosario,E  | .276 | 27  | 105  | 15  | 29  | 5  | 0  | 7  | 19  | 1  | 3  | 0  | 7  | 18  | 4  | 2  | 0  | .313 |
| Sanó,M     | .125 | 3   | 8    | 0   | 1   | 0  | 0  | 0  | 0   | 0  | 0  | 0  | 0  | 3   | 0  | 0  | 0  | .125 |
| Vargas,K   | .324 | 17  | 34   | 4   | 11  | 3  | 0  | 2  | 7   | 0  | 0  | 0  | 5  | 13  | 0  | 0  | 0  | .410 |
| MINNESOTA  | .268 | 328 | 1006 | 169 | 270 | 50 | 9  | 44 | 164 | 7  | 9  | 10 | 97 | 236 | 17 | 6  | 10 | .336 |

| PITCHER        | W  | L  | ERA  | G  | GS | CG | SH | SV | IP    | H   | R   | ER  | HR | HB | BB | SO  | WP | BK | BAA  |
|----------------|----|----|------|----|----|----|----|----|-------|-----|-----|-----|----|----|----|-----|----|----|------|
| Belisle,M      | 1  | 0  | 0.93 | 9  | 0  | 0  | 0  | 4  | 9.2   | 4   | 1   | 1   | 1  | 0  | 0  | 5   | 0  | 0  | .125 |
| Berrios,J      | 2  | 2  | 4.28 | 6  | 5  | 0  | 0  | 0  | 27.1  | 32  | 13  | 13  | 2  | 1  | 13 | 24  | 3  | 0  | .291 |
| Boshers,B      | 0  | 0  | 3.38 | 11 | 0  | 0  | 0  | 0  | 5.1   | 6   | 2   | 2   | 1  | 0  | 0  | 4   | 0  | 0  | .261 |
| Busenitz,A     | 0  | 1  | 3.24 | 11 | 0  | 0  | 0  | 0  | 8.1   | 7   | 3   | 3   | 1  | 0  | 4  | 7   | 1  | 0  | .259 |
| Colón,B        | 1  | 4  | 7.56 | 6  | 6  | 0  | 0  | 0  | 25.0  | 29  | 21  | 21  | 6  | 0  | 5  | 14  | 0  | 0  | .279 |
| Curtiss,J      | 0  | 0  | 7.36 | 7  | 0  | 0  | 0  | 0  | 7.1   | 8   | 6   | 6   | 2  | 1  | 0  | 9   | 1  | 0  | .267 |
| Duffey,T       | 0  | 0  | 7.15 | 10 | 0  | 0  | 0  | 0  | 11.1  | 18  | 9   | 9   | 2  | 0  | 4  | 10  | 1  | 0  | .360 |
| Gee,D          | 2  | 1  | 3.29 | 8  | 1  | 0  | 0  | 0  | 13.2  | 17  | 6   | 5   | 1  | 1  | 6  | 10  | 0  | 0  | .315 |
| Gibson,K       | 4  | 0  | 3.28 | 6  | 6  | 0  | 0  | 0  | 35.2  | 32  | 13  | 13  | 5  | 2  | 8  | 31  | 0  | 0  | .248 |
| Hildenberger,T | 1  | 1  | 4.38 | 12 | 0  | 0  | 0  | 0  | 12.1  | 10  | 6   | 6   | 2  | 1  | 2  | 10  | 0  | 0  | .222 |
| Mejia,A        | 0  | 2  | 4.76 | 3  | 3  | 0  | 0  | 0  | 11.1  | 14  | 6   | 6   | 1  | 1  | 4  | 11  | 0  | 1  | .298 |
| Moya,G         | 0  | 0  | 4.26 | 7  | 0  | 0  | 0  | 1  | 6.1   | 5   | 3   | 3   | 2  | 0  | 2  | 5   | 0  | 1  | .208 |
| Perkins,G      | 0  | 0  | 6.75 | 4  | 0  | 0  | 0  | 0  | 2.2   | 1   | 2   | 2   | 0  | 0  | 4  | 0   | 0  | 0  | .100 |
| Pressly,R      | 0  | 1  | 3.86 | 12 | 0  | 0  | 0  | 0  | 11.2  | 10  | 6   | 5   | 1  | 0  | 8  | 12  | 1  | 0  | .227 |
| Rogers,T       | 2  | 0  | 0.00 | 13 | 0  | 0  | 0  | 0  | 7.2   | 8   | 0   | 0   | 0  | 0  | 4  | 9   | 0  | 0  | .258 |
| Santana,E      | 2  | 1  | 3.31 | 6  | 6  | 0  | 0  | 0  | 35.1  | 34  | 13  | 13  | 4  | 0  | 4  | 21  | 2  | 0  | .256 |
| Slegers,A      | 0  | 1  | 9.00 | 3  | 2  | 0  | 0  | 0  | 9.0   | 10  | 10  | 9   | 2  | 0  | 4  | 6   | 0  | 0  | .270 |
| Tonkin,M       | 0  | 0  | 3.60 | 7  | 0  | 0  | 0  | 0  | 10.0  | 8   | 4   | 4   | 2  | 0  | 2  | 11  | 0  | 0  | .222 |
| Turley,N       | 0  | 0  | 6.75 | 5  | 0  | 0  | 0  | 0  | 4.0   | 5   | 3   | 3   | 1  | 1  | 3  | 3   | 2  | 0  | .313 |
| MINNESOTA      | 15 | 14 | 4.39 | 29 | 29 | 0  | 2  | 5  | 254.0 | 258 | 127 | 124 | 36 | 8  | 77 | 202 | 11 | 2  | .263 |

## TWINS STARTERS

| Pitcher  | Last Start                     | Dec. | Starts | QS | Team Rec. | Run Supp. | RS Avg. |
|----------|--------------------------------|------|--------|----|-----------|-----------|---------|
| Santana  | 9/28 at CLE (5.0-4-0-0-0-1-0)  | ND   | 33     | 20 | 19-14     | 121       | 5.15    |
| Santiago | 7/2 at KC (3.1-4-4-4-1-2-0)    | L    | 14     | 5  | 5-10      | 32        | 4.09    |
| Gibson   | 9/29 vs. DET (3.2-7-3-3-0-6-1) | ND   | 29     | 10 | 18-11     | 138       | 7.86    |
| Mejia    | 9/27 at CLE (3.2-5-2-2-3-3-0)  | L    | 21     | 3  | 9-12      | 53        | 4.87    |
| Berrios  | 9/29 vs. DET (1.1-2-0-0-0-1-0) | W    | 25     | 12 | 14-8      | 94        | 5.81    |
| Hughes   | 5/21 vs. KC (4.0-6-5-5-2-4-3)  | L    | 9      | 3  | 6-2       | 42        | 7.04    |
| Colón    | 10/1 vs. DET (6.1-3-1-1-1-4-1) | W    | 15     | 6  | 7-8       | 57        | 6.41    |
| Turley   | 6/22 vs. CWS (0.2-6-5-5-0-0-2) | L    | 3      | 0  | 0-3       | 12        | 6.11    |
| Jorge    | 7/7 vs. BAL (2.2-7-6-6-1-2-3)  | ND   | 2      | 0  | 2-0       | 7         | 8.22    |
| Tepesch  | 5/6 vs. BOS (1.2-5-7-1-2-2-1)  | L    | 1      | 0  | 0-1       | 0         | 0.00    |
| Wilk     | 6/17 vs. CLE (3.1-8-6-6-3-2-1) | L    | 1      | 0  | 0-1       | 5         | 6.43    |
| García   | 7/28 at OAK (6.2-8-3-3-3-7-0)  | W    | 1      | 1  | 1-0       | 6         | 8.10    |
| Enns     | 8/10 at MIL (2.1-5-2-1-1-0-1)  | ND   | 1      | 0  | 1-0       | 6         | 13.50   |
| Melville | 8/21 at CWS (3.1-4-5-5-3-4-1)  | L    | 1      | 0  | 0-1       | 1         | 2.70    |
| Gee      | 9/1 vs. KC (2.2-6-5-5-3-2-1)   | L    | 3      | 1  | 2-5       | 23        | 5.70    |
| Slegers  | 9/30 vs. DET (4.1-3-3-2-1-3-0) | L    | 3      | 1  | 2-1       | 9         | 5.28    |

## TWINS POST-ALL-STAR BREAK

| PLAYER     | AVG  | G  | AB   | R   | H   | 2B  | 3B | HR  | RBI | SH | SF | HB | BB  | SO  | SB | CS | E  | OBP  |
|------------|------|----|------|-----|-----|-----|----|-----|-----|----|----|----|-----|-----|----|----|----|------|
| Adrianza,E | .262 | 42 | 103  | 23  | 27  | 5   | 2  | 2   | 15  | 0  | 2  | 1  | 10  | 14  | 2  | 0  | 1  | .328 |
| Berrios,J  | .000 | 2  | 3    | 0   | 0   | 0   | 0  | 0   | 0   | 0  | 0  | 0  | 0   | 2   | 0  | 0  | 1  | .000 |
| Buxton,B   | .300 | 57 | 207  | 40  | 62  | 8   | 5  | 11  | 35  | 3  | 2  | 3  | 13  | 63  | 13 | 0  | 2  | .347 |
| Castro,J   | .269 | 48 | 145  | 26  | 39  | 9   | 0  | 4   | 19  | 1  | 1  | 2  | 18  | 45  | 0  | 0  | 2  | .355 |
| Colón,B    | .000 | 2  | 4    | 0   | 0   | 0   | 0  | 0   | 0   | 0  | 0  | 0  | 0   | 2   | 0  | 0  | 0  | .000 |
| Dozier,B   | .301 | 71 | 286  | 67  | 86  | 13  | 3  | 21  | 52  | 0  | 1  | 4  | 39  | 66  | 6  | 2  | 2  | .391 |
| Enns,D     | .500 | 1  | 2    | 0   | 1   | 0   | 0  | 0   | 0   | 0  | 0  | 0  | 0   | 1   | 0  | 0  | 0  | .500 |
| Escobar,E  | .237 | 66 | 245  | 36  | 58  | 7   | 4  | 13  | 45  | 1  | 2  | 2  | 21  | 61  | 3  | 1  | 3  | .300 |
| Garver,M   | .196 | 23 | 46   | 5   | 9   | 1   | 3  | 0   | 3   | 0  | 0  | 0  | 6   | 15  | 0  | 0  | 2  | .288 |
| Gimenez,C  | .241 | 37 | 83   | 15  | 20  | 5   | 0  | 2   | 5   | 0  | 2  | 2  | 14  | 26  | 0  | 0  | 1  | .364 |
| Goodrum,N  | .059 | 11 | 17   | 1   | 1   | 0   | 0  | 0   | 0   | 0  | 0  | 0  | 1   | 10  | 0  | 0  | 0  | .111 |
| Granite,Z  | .247 | 38 | 89   | 13  | 22  | 2   | 0  | 1   | 13  | 1  | 1  | 0  | 11  | 9   | 2  | 2  | 1  | .327 |
| Grossman,R | .229 | 47 | 144  | 23  | 33  | 9   | 1  | 3   | 17  | 1  | 2  | 1  | 22  | 31  | 1  | 0  | 1  | .331 |
| Kepler,M   | .211 | 65 | 218  | 24  | 46  | 12  | 0  | 9   | 30  | 1  | 2  | 3  | 18  | 53  | 3  | 0  | 0  | .278 |
| Mauer,J    | .325 | 67 | 249  | 32  | 81  | 19  | 1  | 2   | 37  | 0  | 3  | 2  | 35  | 38  | 1  | 1  | 2  | .408 |
| Polanco,J  | .293 | 63 | 225  | 31  | 66  | 15  | 2  | 10  | 43  | 6  | 2  | 2  | 22  | 38  | 7  | 3  | 9  | .359 |
| Rosario,E  | .292 | 70 | 267  | 42  | 78  | 20  | 0  | 17  | 52  | 1  | 7  | 0  | 19  | 50  | 5  | 4  | 1  | .331 |
| Sano,M     | .236 | 32 | 123  | 20  | 29  | 3   | 0  | 7   | 15  | 0  | 1  | 4  | 10  | 53  | 0  | 0  | 3  | .312 |
| Santana,E  | .167 | 2  | 6    | 3   | 1   | 0   | 0  | 0   | 2   | 0  | 0  | 0  | 0   | 2   | 0  | 0  | 0  | .167 |
| Vargas,K   | .267 | 31 | 75   | 11  | 20  | 4   | 0  | 4   | 12  | 0  | 0  | 0  | 11  | 28  | 0  | 0  | 1  | .360 |
| MINNESOTA  | .268 | 74 | 2537 | 412 | 679 | 132 | 21 | 106 | 395 | 16 | 26 | 26 | 270 | 607 | 43 | 13 | 35 | .341 |

| PITCHER        | W  | L  | ERA   | G  | GS | CG | SHO | SV | IP    | H   | R   | ER  | HR | HB | BB  | SO  | WP | BK | BAA  |
|----------------|----|----|-------|----|----|----|-----|----|-------|-----|-----|-----|----|----|-----|-----|----|----|------|
| Bellise,M      | 2  | 1  | 1.71  | 25 | 0  | 0  | 0   | 9  | 26.1  | 13  | 5   | 5   | 3  | 1  | 4   | 28  | 0  | 0  | .148 |
| Berrios,J      | 6  | 6  | 4.24  | 15 | 14 | 0  | 0   | 0  | 74.1  | 73  | 42  | 35  | 6  | 6  | 29  | 70  | 3  | 0  | .256 |
| Boshers,B      | 1  | 0  | 6.43  | 23 | 0  | 0  | 0   | 0  | 14.0  | 15  | 10  | 10  | 3  | 0  | 5   | 13  | 0  | 0  | .263 |
| Breslow,C      | 0  | 0  | 4.50  | 3  | 0  | 0  | 0   | 0  | 2.0   | 4   | 1   | 1   | 0  | 0  | 2   | 0   | 0  | 0  | .444 |
| Busenitz,A     | 1  | 1  | 1.96  | 22 | 0  | 0  | 0   | 0  | 23.0  | 12  | 5   | 5   | 2  | 0  | 6   | 19  | 1  | 0  | .164 |
| Colón,B        | 5  | 6  | 5.18  | 15 | 1  | 0  | 0   | 0  | 80.0  | 100 | 46  | 46  | 17 | 0  | 15  | 47  | 0  | 1  | .302 |
| Curtiss,J      | 0  | 0  | 8.31  | 9  | 0  | 0  | 0   | 0  | 8.2   | 9   | 8   | 8   | 2  | 1  | 2   | 10  | 2  | 0  | .257 |
| Duffey,T       | 2  | 1  | 5.14  | 24 | 0  | 0  | 0   | 1  | 28.0  | 35  | 17  | 16  | 4  | 0  | 7   | 25  | 1  | 0  | .302 |
| Enns,D         | 0  | 0  | 6.75  | 2  | 1  | 0  | 0   | 0  | 4.0   | 7   | 4   | 3   | 2  | 0  | 1   | 2   | 0  | 0  | .350 |
| Garcia,J       | 1  | 0  | 4.05  | 1  | 1  | 0  | 0   | 0  | 6.2   | 8   | 3   | 3   | 0  | 0  | 3   | 7   | 0  | 0  | .308 |
| Gee,D          | 3  | 2  | 3.22  | 14 | 3  | 0  | 0   | 1  | 36.1  | 37  | 14  | 13  | 4  | 2  | 9   | 31  | 0  | 0  | .268 |
| Gibson,K       | 7  | 3  | 3.76  | 13 | 13 | 0  | 0   | 0  | 76.2  | 76  | 32  | 32  | 8  | 4  | 22  | 70  | 3  | 0  | .262 |
| Hildenberger,T | 2  | 3  | 3.48  | 32 | 0  | 0  | 0   | 1  | 33.2  | 30  | 13  | 13  | 4  | 4  | 3   | 35  | 0  | 0  | .238 |
| Hughes,P       | 0  | 0  | 20.25 | 1  | 0  | 0  | 0   | 0  | 1.1   | 5   | 3   | 3   | 2  | 0  | 1   | 1   | 0  | 0  | .556 |
| Kintzler,B     | 0  | 1  | 6.00  | 6  | 0  | 0  | 0   | 4  | 6.0   | 7   | 4   | 4   | 0  | 1  | 3   | 3   | 0  | 0  | .292 |
| Melja,A        | 0  | 3  | 4.64  | 8  | 8  | 0  | 0   | 0  | 33.0  | 46  | 18  | 17  | 2  | 2  | 12  | 31  | 1  | 1  | .326 |
| Melville,T     | 0  | 1  | 13.50 | 1  | 1  | 0  | 0   | 0  | 3.1   | 4   | 5   | 5   | 1  | 1  | 3   | 4   | 0  | 0  | .286 |
| Moya,G         | 0  | 0  | 4.26  | 7  | 0  | 0  | 0   | 1  | 6.1   | 5   | 3   | 3   | 2  | 0  | 2   | 5   | 0  | 1  | .208 |
| Perkins,G      | 0  | 0  | 9.53  | 8  | 0  | 0  | 0   | 0  | 5.2   | 8   | 6   | 6   | 0  | 3  | 5   | 2   | 0  | 0  | .320 |
| Pressly,R      | 1  | 1  | 2.62  | 30 | 0  | 0  | 0   | 0  | 34.1  | 24  | 11  | 10  | 4  | 1  | 11  | 31  | 3  | 0  | .195 |
| Rogers,T       | 3  | 2  | 4.50  | 30 | 0  | 0  | 0   | 0  | 22.0  | 22  | 12  | 11  | 3  | 1  | 14  | 24  | 1  | 0  | .259 |
| Santana,E      | 6  | 2  | 3.66  | 15 | 15 | 1  | 0   | 0  | 91.0  | 87  | 42  | 37  | 13 | 4  | 21  | 76  | 5  | 0  | .249 |
| Slegers,A      | 0  | 1  | 6.46  | 4  | 3  | 0  | 0   | 0  | 15.1  | 12  | 12  | 11  | 3  | 0  | 6   | 9   | 0  | 0  | .211 |
| Tonkin,M       | 0  | 0  | 3.60  | 7  | 0  | 0  | 0   | 0  | 10.0  | 8   | 4   | 4   | 2  | 0  | 2   | 11  | 0  | 0  | .222 |
| Turley,N       | 0  | 0  | 5.40  | 7  | 0  | 0  | 0   | 0  | 8.1   | 7   | 5   | 5   | 2  | 1  | 4   | 6   | 2  | 0  | .241 |
| MINNESOTA      | 40 | 34 | 4.22  | 74 | 74 | 2  | 4   | 17 | 650.1 | 654 | 325 | 305 | 89 | 32 | 192 | 560 | 22 | 3  | .261 |

## 2017 WALK-OFF VICTORIES

| DATE | OPPONENT | SCORE | NOTES   |
|------|----------|-------|---|
| 5/5  | vs. BOS  | 4-3   | Joe Mauer solo home run in the bottom of the ninth with two outs.       |
| 5/20 | vs. KC   | 4-3   | Jorge Polanco sacrifice fly in the bottom of the tenth with no outs.    |
| 8/31 | vs. CWS  | 5-4   | Max Kepler hit by pitch in the bottom of the ninth with two outs.       |
| 9/13 | vs. SD   | 3-1   | Eddie Rosario two-run home run in the bottom of the 10th with two outs. |
| 9/14 | vs. TOR  | 3-2   | Byron Buxton solo home run in the bottom of the 10th with two outs.     |

**OPPONENTS**





# MAJOR LEAGUE BASEBALL



**Rob Manfred succeeded Bud Selig as Commissioner on January 25, 2015.**

245 Park Avenue  
New York, NY 10167  
(212) 931-7800  
FAX: (212) 949-5654  
[www.MLB.com](http://www.MLB.com)



## OFFICE OF THE COMMISSIONER

### EXECUTIVES

|                      |  |
|----------------------|--|
| Rob Manfred          | Commissioner of Baseball                 |
| Allan H. (Bud) Selig | Commissioner Emeritus                    |
| Bob Bowman           | President, Business & Media              |
| Pat Courtney         | Chief Communications Officer             |
| Dan Halem            | Chief Legal Officer                      |
| Jonathan Mariner     | Chief Investment Officer                 |
| Tony Petitti         | Chief Operating Officer                  |
| Bob Starkey          | Chief Financial Officer & Senior Advisor |
| Joe Torre            | Chief Baseball Officer                   |

### BASEBALL OPERATIONS

|                    |  |
|--------------------|--|
| Kim Ng             | Senior Vice President, Baseball Operations             |
| Peter Woodfork     | Senior Vice President, Baseball Operations             |
| Joe Garagiola, Jr. | Senior Vice President, Standards & On-Field Operations |
| Roy Krasik         | Senior Director, Major League Operations               |
| Chris Haydock      | Director, International Baseball Operations            |
| Justin Klemm       | Director, Instant Replay                               |
| Mark Letendre      | Director, Umpire Medical Services                      |
| Randy Marsh        | Director, Major League Umpires                         |
| Matt McKendry      | Director, Umpire Administration                        |
| Rafael Perez       | Director, Dominican Operations                         |
| Jeff Pfeifer       | Director, Baseball Operations                          |
| Rich Rieker        | Director, Umpire Development                           |

### PUBLIC RELATIONS

**(212) 931-7878 • FAX (212) 949-5654**

|                  |   |
|------------------|---|
| Matt Bourne      | Vice President, Business Communications |
| Michael Teevan   | Vice President, Communications          |
| John Blundell    | Vice President, Communications          |
| Jeff Heckelman   | Director, Business Public Relations     |
| Dan Queen        | Director, Business Communications       |
| Donald Muller    | Director, Communications                |
| Steven Arocho    | Director, Business Communications       |
| Lydia Devlin     | Specialist, Communications              |
| David Hochman    | Specialist, Business Communications     |
| Jennifer Zudonyi | Manager, Business Communications        |
| Sarah Leer       | Coordinator, Business Communications    |
| Ginger Dillon    | Executive Assistant, Communications     |
| John Thorn       | Official Historian                      |

### CLUB RELATIONS

|               |   |
|---------------|---|
| Paul Koehler  | Administrator, Club Relations                   |
| Angie Cintron | Senior Administrative Assistant, Club Relations |
| Ana Cruz      | Administrative Assistant, Club Relations        |

### CLUB RELATIONS & SCHEDULING

|                 |   |
|-----------------|---|
| Bennett Shields | Senior Coordinator, Scheduling & Club Relations |
|-----------------|---|

### BROADCASTING

|                     |  |
|---------------------|--|
| Chris Tully         | Senior Vice President, Broadcasting                |
| Bernadette McDonald | Vice President, Broadcast Operations               |
| Susanne Hilgefort   | Senior Director, Broadcasting Business Affairs     |
| Chuck Torres        | Director, Broadcasting Administration & Operations |
| Dewey Gong          | Manager, Broadcasting                              |
| Pamela Brumley      | Senior Administrative Assistant                    |



# BALTIMORE ORIOLES

333 West Camden St., Baltimore, MD 21201  
1-888-848-BIRD, P.R. FAX: (410) 547-6272

**Stadium (Capacity)**..... Oriole Park at Camden Yards (45,971)  
**Dimensions (L-C-R)**..... 333-400-318

**Chairman of the Board/CEO**..... Peter Angelos  
**Executive Vice President, Baseball Operations**..... Dan Duquette  
**Field Manager**..... Buck Showalter  
**Director, Public Relations**..... Kristen Hudak  
**Manager, Media Relations**..... Jim Misudek

**2017 Record**..... 75-87, fifth place AL East

## 2017 Twins vs. Baltimore

|                                   |                               |
|-----------------------------------|-------------------------------|
| 5/22..... at BAL..... W..... 14-7 | 7/6..... BAL..... W..... 6-4  |
| 5/23..... at BAL..... W..... 2-0  | 7/7..... BAL..... W..... 9-6  |
| 5/24..... at BAL..... W..... 4-3  | 7/8..... BAL..... L..... 1-5  |
|                                   | 7/9..... BAL..... L..... 5-11 |

|                             |                |                    |
|-----------------------------|----------------|--------------------|
| <b>Last Minnesota Sweep</b> | <b>at MIN</b>  | <b>at BAL</b>      |
| 3-Game                      | July 6-8, 2015 | May 22-24, 2017    |
| 4-Game                      | Never          | August 20-23, 2015 |

|                             |                     |                 |
|-----------------------------|---------------------|-----------------|
| <b>Last Baltimore Sweep</b> | <b>at MIN</b>       | <b>at BAL</b>   |
| 3-Game                      | September 7-9, 1999 | April 4-7, 2016 |
| 4-Game                      | August 22-25, 2011  | July 1-3, 1966  |

## SERIES RESULTS, LAST 20 YEARS

| YEAR            | HOME           | ROAD           | TOTALS         |
|-----------------|----------------|----------------|----------------|
| 1998            | 2-3            | 1-4            | 3-7            |
| 1999            | 0-3            | 1-5            | 1-8            |
| 2000            | 2-4            | 1-2            | 3-6            |
| 2001            | 2-1            | 1-2            | 3-3            |
| 2002            | 1-2            | 0-3            | 1-5            |
| 2003            | 2-1            | 2-2            | 4-3            |
| 2004            | 1-2            | 4-2            | 5-4            |
| 2005            | 2-1            | 1-2            | 3-3            |
| 2006            | 2-1            | 4-2            | 6-3            |
| 2007            | 3-0            | 4-0            | 7-0            |
| 2008            | 1-2            | 2-1            | 3-3            |
| 2009            | 2-1            | 0-2            | 2-3            |
| 2010            | 2-2            | 3-1            | 5-3            |
| 2011            | 0-4            | 2-2            | 2-6            |
| 2012            | 2-2            | 0-3            | 2-5            |
| 2013            | 1-2            | 2-1            | 3-3            |
| 2014            | 2-1            | 1-3            | 3-4            |
| 2015            | 3-0            | 4-0            | 7-0            |
| 2016            | 1-2            | 0-3            | 1-5            |
| 2017            | 2-2            | 3-0            | 5-2            |
| <b>ALL-TIME</b> | <b>154-156</b> | <b>135-175</b> | <b>289-331</b> |

## Won-Lost Record at Stadium

Metropolitan Stadium (1961-1981)..... 68-77  
Metrodome (1982-2009)..... 73-64  
Target Field (2010-present)..... 13-15  
Memorial Stadium (1961-1991)..... 88-117  
Oriole Park/Camden Yards (1992-present)..... 47-58



# BOSTON RED SOX

4 Yawkey Way, Boston, MA 02215  
(617) 226-6000, P.R. FAX: (617) 226-6613

**Stadium (Capacity)**..... Fenway Park (37,731 - Night, 37,281 - Day)  
**Dimensions (L-C-R)**..... 310-390-302

**Principal Owner**..... John W. Henry  
**Chairman**..... Thomas C. Werner  
**President**..... Sam Kennedy  
**President, Baseball Operations**..... Dave Dombrowski  
**Field Manager**..... John Farrell  
**Senior Director, Media Relations**..... Kevin Gregg  
**Senior Manager, Media Relations**..... Abby Murphy  
**Manager, Media Relations & Baseball Information**..... Justin Long

**2017 Record**..... 93-69, first place AL East

## 2017 Twins vs. Boston

|                               |                                  |
|-------------------------------|----------------------------------|
| 5/5..... BOS..... W..... 4-3  | 6/26..... at BOS..... L..... 1-4 |
| 5/6..... BOS..... L..... 1-11 | 6/27..... at BOS..... L..... 2-9 |
| 5/7..... BOS..... L..... 6-17 | 6/28..... at BOS..... W..... 4-1 |
|                               | 6/29..... at BOS..... L..... 3-6 |

|                             |                  |                  |
|-----------------------------|------------------|------------------|
| <b>Last Minnesota Sweep</b> | <b>at MIN</b>    | <b>at BOS</b>    |
| 3-Game                      | May 25-27, 2015  | June 13-15, 1994 |
| 4-Game                      | August 1-4, 1966 | July 18-21, 1991 |

|                          |                 |                    |
|--------------------------|-----------------|--------------------|
| <b>Last Boston Sweep</b> | <b>at MIN</b>   | <b>at BOS</b>      |
| 3-Game                   | May 17-19, 2013 | June 16-18, 2014   |
| 4-Game                   | July 3-6, 2000  | August 14-17, 1997 |

## SERIES RESULTS, LAST 20 YEARS

| YEAR            | HOME           | ROAD           | TOTALS         |
|-----------------|----------------|----------------|----------------|
| 1998            | 3-2            | 3-3            | 6-5            |
| 1999            | 3-3            | 1-3            | 4-6            |
| 2000            | 0-4            | 2-4            | 2-8            |
| 2001            | 2-1            | 1-2            | 3-3            |
| 2002            | 2-1            | 1-2            | 3-3            |
| 2003            | 2-1            | 2-1            | 4-2            |
| 2004            | 2-1            | 2-1            | 4-2            |
| 2005            | 2-1            | 0-3            | 2-4            |
| 2006            | 3-0            | 2-1            | 5-1            |
| 2007            | 1-2            | 2-2            | 3-4            |
| 2008            | 3-1            | 0-3            | 3-4            |
| 2009            | 2-2            | 0-2            | 2-4            |
| 2010            | 2-1            | 0-2            | 2-3            |
| 2011            | 1-2            | 1-3            | 2-5            |
| 2012            | 0-3            | 3-1            | 3-4            |
| 2013            | 0-3            | 3-1            | 3-4            |
| 2014            | 2-1            | 0-3            | 2-4            |
| 2015            | 3-0            | 2-2            | 5-2            |
| 2016            | 1-2            | 2-2            | 3-4            |
| 2017            | 1-2            | 1-3            | 2-5            |
| <b>ALL-TIME</b> | <b>177-130</b> | <b>131-179</b> | <b>308-309</b> |

## Won-Lost Record at Stadium

Metropolitan Stadium (1961-1981)..... 87-58  
Metrodome (1982-2009)..... 80-58  
Target Field (2010-present)..... 10-14  
Fenway Park (1961-present)..... 131-179



# CHICAGO WHITE SOX

333 West 35th St., Chicago, IL 60616  
(312) 674-1000, P.R. FAX: (312) 674-5847

Stadium (Capacity)..... Guaranteed Rate Field (40,615)  
Dimensions (L-C-R)..... 330-400-335

Chairman..... Jerry Reinsdorf  
Senior Vice President, General Manager..... Rick Hahn  
Field Manager..... Rick Renteria  
Senior Director, Media Relations..... Bob Beghtol  
Assistant Director, Media Relations..... Ray Garcia

2017 Record..... 67-95, fourth place AL Central

## 2017 Twins vs. Chicago

|                               |                                |
|-------------------------------|--------------------------------|
| 4/7.....at CWS.....W.....3-1  | 6/22.....CWS.....L.....0-9     |
| 4/8.....at CWS.....L.....2-6  | 8/21 (1).at CWS.....L.....6-7  |
| 4/9.....at CWS.....W.....4-1  | 8/21 (2).at CWS.....W.....10-2 |
| 4/14.....CWS.....L.....1-2    | 8/22.....at CWS.....W.....4-1  |
| 4/15.....CWS.....W.....6-0    | 8/23.....at CWS.....L.....3-4  |
| 4/16.....CWS.....L.....1-3    | 8/24.....at CWS.....L.....1-5  |
| 5/9.....at CWS.....W.....7-2  | 8/29.....CWS.....W.....6-4     |
| 5/11.....at CWS.....W.....7-6 | 8/30.....CWS.....W.....11-1    |
| 6/20.....CWS.....W.....9-7    | 8/31.....CWS.....W.....5-4     |
| 6/21.....CWS.....W.....4-2    |                                |

|                             |                      |                       |
|-----------------------------|----------------------|-----------------------|
| <b>Last Minnesota Sweep</b> | <b>at MIN</b>        | <b>at CWS</b>         |
| 3-Game                      | August 29-31, 2017   | September 14-16, 2010 |
| 4-Game                      | April 30-May 3, 2015 | June 22-24, 1979      |
| <b>Last Chicago Sweep</b>   | <b>at MIN</b>        | <b>at CWS</b>         |
| 3-Game                      | April 11-14, 2016    | May 6-8, 2016         |
| 4-Game                      | Never                | June 6-9, 2008        |

## SERIES RESULTS, LAST 20 YEARS

| YEAR            | HOME             | ROAD             | TOTALS           |
|-----------------|------------------|------------------|------------------|
| 1998            | 3-3              | 3-3              | 6-6              |
| 1999            | 2-4              | 1-4-1            | 3-8-1            |
| 2000            | 2-4              | 3-3              | 5-7              |
| 2001            | 7-2              | 7-3              | 14-5             |
| 2002            | 7-3              | 4-5              | 11-8             |
| 2003            | 7-2              | 3-7              | 10-9             |
| 2004            | 4-6              | 6-3              | 10-9             |
| 2005            | 3-6              | 4-5              | 7-11             |
| 2006            | 5-5              | 5-4              | 10-9             |
| 2007            | 5-4              | 4-5              | 9-9              |
| 2008            | 8-1              | 2-8              | 10-9             |
| 2009            | 7-2              | 5-4              | 12-6             |
| 2010            | 6-3              | 7-2              | 13-5             |
| 2011            | 3-6              | 6-3              | 9-9              |
| 2012            | 2-7              | 2-7              | 4-14             |
| 2013            | 5-5              | 6-3              | 11-8             |
| 2014            | 6-4              | 4-5              | 10-9             |
| 2015            | 8-2              | 5-4              | 13-6             |
| 2016            | 4-6              | 3-6              | 7-12             |
| 2017            | 6-3              | 6-4              | 12-7             |
| <b>ALL-TIME</b> | <b>255-195-2</b> | <b>218-230-1</b> | <b>473-425-3</b> |

## Won-Lost Record at Stadium

Metropolitan Stadium (1961-1981).....101-70-2  
Metrodome (1982-2009).....114-89  
Target Field (2010-present).....40-36  
Comiskey Park (1961-1990).....117-114  
Milwaukee County Stadium (1968-1969).....2-0  
Guaranteed Rate Field (1991-present).....99-116-1



# CLEVELAND INDIANS

2401 Ontario St., Cleveland, OH 44115  
(216) 420-4200, P.R. FAX: (216) 420-4430

Stadium (Capacity)..... Progressive Field (35,051)  
Dimensions (L-C-R)..... 325-405-325

Chairman & Chief Executive Officer..... Paul J. Dolan  
President, Baseball Operations..... Chris Antonetti  
General Manager..... Mike Chernoff  
Field Manager..... Terry Francona  
Director, Baseball Information..... Bart Swain  
Assistant Director, Baseball Information..... Court Berry-Tripp

2017 Record..... 102-60, first place AL Central

## 2017 Twins vs. Cleveland

|                               |                               |
|-------------------------------|-------------------------------|
| 4/17.....CLE.....L.....1-3    | 6/23.....at CLE.....W.....5-0 |
| 4/18.....CLE.....L.....4-11   | 6/24.....at CLE.....W.....4-2 |
| 4/20.....CLE.....L.....7-8    | 6/25.....at CLE.....W.....4-0 |
| 5/12.....at CLE.....W.....1-0 | 7/15.....CLE.....L.....1-8    |
| 5/13.....at CLE.....W.....4-1 | 7/17 (1).CLE.....L.....3-9    |
| 5/14.....at CLE.....L.....3-8 | 7/17 (2).CLE.....W.....4-2    |
| 6/16.....CLE.....L.....1-8    | 9/26.....at CLE.....W.....8-6 |
| 6/17 (1).CLE.....L.....3-9    | 9/27.....at CLE.....L.....2-4 |
| 6/17 (2).CLE.....L.....2-6    | 9/28.....at CLE.....L.....2-5 |
| 6/18.....CLE.....L.....2-5    |                               |

|                             |                   |                    |
|-----------------------------|-------------------|--------------------|
| <b>Last Minnesota Sweep</b> | <b>at MIN</b>     | <b>at CLE</b>      |
| 3-Game                      | July 27-29, 2012  | June 23-25, 2017   |
| 4-Game                      | June 7-10, 1991   | Never              |
| <b>Last Cleveland Sweep</b> | <b>at MIN</b>     | <b>at CLE</b>      |
| 3-Game                      | April 17-20, 2017 | August 29-31, 2016 |
| 4-Game                      | June 16-18, 2017  | April 8-11, 2002   |

## SERIES RESULTS, LAST 20 YEARS

| YEAR            | HOME             | ROAD           | TOTALS           |
|-----------------|------------------|----------------|------------------|
| 1998            | 4-2              | 2-4            | 6-6              |
| 1999            | 1-5              | 2-4            | 3-9              |
| 2000            | 4-2              | 4-3            | 8-5              |
| 2001            | 3-7              | 2-7            | 5-14             |
| 2002            | 7-2              | 4-6            | 11-8             |
| 2003            | 4-6              | 6-3            | 10-9             |
| 2004            | 7-2              | 5-5            | 12-7             |
| 2005            | 5-4              | 4-6            | 9-10             |
| 2006            | 6-3              | 5-5            | 11-8             |
| 2007            | 2-7              | 2-7            | 4-14             |
| 2008            | 7-2              | 3-6            | 10-8             |
| 2009            | 6-3              | 4-5            | 10-8             |
| 2010            | 6-3              | 6-3            | 12-6             |
| 2011            | 4-5              | 3-6            | 7-11             |
| 2012            | 6-3              | 6-3            | 12-6             |
| 2013            | 3-7              | 3-6            | 6-13             |
| 2014            | 4-5              | 4-6            | 8-11             |
| 2015            | 6-3              | 6-4            | 12-7             |
| 2016            | 4-5              | 5-5            | 9-10             |
| 2017            | 1-9              | 6-3            | 7-12             |
| <b>ALL-TIME</b> | <b>218-199-1</b> | <b>185-231</b> | <b>403-430-1</b> |

## Won-Lost Record at Stadium

Metropolitan Stadium (1961-1981).....75-70-1  
Metrodome (1982-2009).....109-89  
Target Field (2010-present).....34-40  
Cleveland Stadium (1961-1993).....96-116  
Progressive Field (1994-present).....89-115



# DETROIT TIGERS

2100 Woodward Ave., Detroit, MI 48201  
(313) 471-2000, P.R. FAX: (313) 471-2138

**Stadium (Capacity)**..... Comerica Park (41,299)  
**Dimensions (L-C-R)**..... 345-420-330

**President & CEO, Ilitch Holdings, Inc.**..... Chris Ilitch  
**Executive VP, Baseball Operations/General Manager**..... Al Avila  
**Field Manager**..... Brad Ausmus  
**Vice President, Communications**..... Ron Colangelo  
**Manager, Media Relations**..... Chad Crunk

**2017 Record**..... 64-98, fifth place AL Central

## 2017 Twins vs. Detroit

|                                    |                                     |
|------------------------------------|-------------------------------------|
| 4/11 ..... at DET..... L..... 1-2  | 8/12 ..... at DET..... L..... 11-12 |
| 4/12 ..... at DET..... L..... 3-5  | 8/13 ..... at DET..... W..... 6-4   |
| 4/13 ..... at DET..... W..... 11-5 | 9/21 ..... at DET..... W..... 12-1  |
| 4/21 ..... DET..... W..... 6-3     | 9/22 ..... at DET..... W..... 7-3   |
| 4/22 ..... DET..... L..... 4-5     | 9/23 ..... at DET..... W..... 10-4  |
| 4/23 ..... DET..... L..... 4-13    | 9/24 ..... at DET..... W..... 10-4  |
| 7/21 ..... DET..... L..... 3-6     | 9/29 ..... DET..... W..... 6-3      |
| 7/22 ..... DET..... W..... 6-5     | 9/30 ..... DET..... L..... 2-1      |
| 7/23 ..... DET..... L..... 6-9     | 10/1 ..... DET..... W..... 5-1      |
| 8/11 ..... at DET..... W..... 9-4  |                                     |

**Last Minnesota Sweep**..... **at MIN**..... **at DET**  
3-Game..... May 3-5, 2010..... August 8-10, 2003  
4-Game..... Never..... September 21-24, 2017  
**Last Detroit Sweep**..... **at MIN**..... **at DET**  
3-Game..... September 20-22, 2016..... May 16-18, 2016  
4-Game..... Never..... May 27-29, 1983

## SERIES RESULTS, LAST 20 YEARS

| YEAR            | HOME           | ROAD             | TOTALS           |
|-----------------|----------------|------------------|------------------|
| 1998            | 2-4            | 2-4              | 4-8              |
| 1999            | 2-4            | 4-2              | 6-6              |
| 2000            | 4-3            | 2-4              | 6-7              |
| 2001            | 8-1            | 7-3              | 15-4             |
| 2002            | 9-1            | 5-3              | 14-4             |
| 2003            | 8-1            | 7-3              | 15-4             |
| 2004            | 5-5            | 7-2              | 12-7             |
| 2005            | 7-2            | 4-6              | 11-8             |
| 2006            | 6-4            | 2-7              | 8-11             |
| 2007            | 1-8            | 5-4              | 6-12             |
| 2008            | 6-3            | 5-4              | 11-7             |
| 2009            | 8-2            | 4-5              | 12-7             |
| 2010            | 7-2            | 2-7              | 9-9              |
| 2011            | 2-7            | 2-7              | 4-14             |
| 2012            | 2-7            | 6-3              | 8-10             |
| 2013            | 4-5            | 4-6              | 8-11             |
| 2014            | 5-4            | 5-5              | 10-9             |
| 2015            | 5-5            | 3-6              | 8-11             |
| 2016            | 0-9            | 4-6              | 4-15             |
| 2017            | 8-5            | 7-3              | 15-8             |
| <b>ALL-TIME</b> | <b>228-194</b> | <b>208-209-1</b> | <b>436-403-1</b> |

## Won-Lost Record at Stadium

Metropolitan Stadium (1961-1981)..... 81-67  
Metrodome (1982-2009)..... 114-83  
Target Field (2010-present)..... 29-44  
Tiger Stadium (1961-1999)..... 127-125-1  
Comerica Park (2000-present)..... 85-84



P.O. Box 288, Houston, TX 77001-0288  
(713) 259-8900, P.R. FAX: (713) 259-8032

**Stadium (Capacity)**..... Minute Maid Park (41,168)  
**Dimensions (L-C-R)**..... 315-409-326

**Owner and Chairman**..... Jim Crane  
**President, Business Operations**..... Reid Ryan  
**General Manager**..... Jeff Luhnow  
**Field Manager**..... A.J. Hinch  
**Vice President, Communications**..... Gene Dias  
**Senior Managers, Communications**..... Steve Grande/Dena Propis

**2017 Record**..... 101-61, first place AL West

## 2017 Twins vs. Houston

|                                 |                                    |
|---------------------------------|------------------------------------|
| 5/29 ..... HOU..... L..... 8-16 | 7/14 ..... at HOU..... L..... 5-10 |
| 5/30 ..... HOU..... L..... 2-7  | 7/15 ..... at HOU..... W..... 4-2  |
| 5/31 ..... HOU..... L..... 6-17 | 7/16 ..... at HOU..... L..... 3-5  |

**Last Minnesota Sweep**..... **at MIN**..... **at HOU**  
3-Game..... August 2-4, 2013..... Never  
4-Game..... Never..... Never

**Last Houston Sweep**..... **at MIN**..... **at HOU**  
3-Game..... May 29-31, 2017..... Never  
4-Game..... Never..... Never

## ALL-TIME SERIES RESULTS

| YEAR            | HOME         | ROAD         | TOTALS       |
|-----------------|--------------|--------------|--------------|
| 1997            | - -          | 2-1          | 2-1          |
| 1998            | - -          | 1-1          | 1-1          |
| 1999            | 1-2          | - -          | 1-2          |
| 2000            | - -          | 2-1          | 2-1          |
| 2001            | 2-1          | - -          | 2-1          |
| 2006            | - -          | 2-1          | 2-1          |
| 2009            | 1-2          | - -          | 1-2          |
| 2013            | 3-0          | 2-1          | 5-1          |
| 2014            | 1-2          | 2-1          | 3-3          |
| 2015            | 2-1          | 1-2          | 3-3          |
| 2016            | 1-3          | 1-2          | 2-5          |
| 2017            | 0-3          | 1-2          | 1-5          |
| <b>ALL-TIME</b> | <b>11-14</b> | <b>14-12</b> | <b>25-26</b> |

## Won-Lost Record at Stadium

Metrodome (1999-2009)..... 4-5  
Target Field (2013-present)..... 7-9  
Astrodome (1997-2000)..... 5-3  
Minute Maid Park (2006-present)..... 9-9



# KANSAS CITY ROYALS

One Royal Way, Kansas City, MO 64129  
(816) 921-8000, P.R. FAX: (816) 921-5775

Stadium (Capacity).....Kauffman Stadium (37,903)  
Dimensions (L-C-R).....330-410-330

Owner/Chief Executive Officer.....David Glass  
President.....Dan Glass  
Senior Vice President, Baseball Operations/General Manager.....Dayton Moore  
Field Manager.....Ned Yost  
Vice President, Communications & Broadcasting.....Mike Swanson  
Assistant Director, Media Relations.....Mike Cummings

2017 Record.....80-82, second place AL Central

## 2017 Twins vs. Kansas City

|                                  |                                  |
|----------------------------------|----------------------------------|
| 4/3.....KC.....W.....7-1         | 7/1 (2).....at KC.....W.....10-5 |
| 4/5.....KC.....W.....9-1         | 7/2.....at KC.....L.....2-6      |
| 4/6.....KC.....W.....5-3         | 9/1.....KC.....L.....6-7         |
| 4/28.....at KC.....W.....6-4     | 9/2.....KC.....W.....17-0        |
| 4/30.....at KC.....W.....7-5     | 9/3.....KC.....L.....4-5         |
| 5/19.....KC.....W.....4-3        | 9/7.....at KC.....W.....4-2      |
| 5/21 (1).....KC.....L.....4-6    | 9/8.....at KC.....W.....8-5      |
| 5/21 (2).....KC.....W.....8-4    | 9/9.....at KC.....L.....2-5      |
| 6/30.....at KC.....L.....1-8     | 9/10.....at KC.....L.....3-11    |
| 7/1 (1).....at KC.....L.....6-11 |                                  |

Last Minnesota Sweep.....at MIN.....at KC  
3-Game.....April 3-6, 2017.....July 26-28, 2010  
4-Game.....June 29-July 2, 1970.....June 2-5, 2011

Last Kansas City Sweep.....at MIN.....at KC  
3-Game.....October 2-4, 2015.....April 8-10, 2016  
4-Game.....May 7-10, 1999.....August 18-21, 2016

## SERIES RESULTS, LAST 20 YEARS

| YEAR            | HOME           | ROAD           | TOTALS         |
|-----------------|----------------|----------------|----------------|
| 1998            | 1-5            | 4-2            | 5-7            |
| 1999            | 3-4            | 5-1            | 8-5            |
| 2000            | 4-2            | 1-5            | 5-7            |
| 2001            | 7-3            | 6-3            | 13-6           |
| 2002            | 6-3            | 8-2            | 14-5           |
| 2003            | 5-5            | 3-6            | 8-11           |
| 2004            | 8-1            | 4-6            | 12-7           |
| 2005            | 6-3            | 7-3            | 13-6           |
| 2006            | 5-4            | 7-3            | 12-7           |
| 2007            | 5-4            | 4-5            | 9-9            |
| 2008            | 5-4            | 7-2            | 12-6           |
| 2009            | 5-4            | 7-2            | 12-6           |
| 2010            | 7-2            | 6-3            | 13-5           |
| 2011            | 6-3            | 4-5            | 10-8           |
| 2012            | 5-4            | 6-3            | 11-7           |
| 2013            | 2-8            | 2-7            | 4-15           |
| 2014            | 5-5            | 3-6            | 8-11           |
| 2015            | 2-7            | 5-5            | 7-12           |
| 2016            | 3-6            | 1-9            | 4-15           |
| 2017            | 6-3            | 5-5            | 11-8           |
| <b>ALL-TIME</b> | <b>208-175</b> | <b>187-201</b> | <b>395-376</b> |

## Won-Lost Record at Stadium

Metropolitan Stadium (1969-1981).....59-47  
Metrodome (1982-2009).....113-90  
Target Field (2010-present).....36-38  
Municipal Stadium (1969-1972).....17-19  
Kauffman Stadium (1973-present).....170-182



# LOS ANGELES ANGELS

2000 Gene Autry Way, Anaheim, CA 92806  
(714) 940-2000, P.R. FAX: (714) 940-2205

Stadium (Capacity).....Angel Stadium of Anaheim (45,477)  
Dimensions (L-C-R).....347-396-348

Owners.....Arte & Carole Moreno  
President.....John Carpino  
General Manager.....Billy Eppler  
Field Manager.....Mike Scioscia  
Vice President, Communications.....Tim Mead  
Director, Communications.....Eric Kay

2017 Record.....80-82, second place AL West

## 2017 Twins vs. Los Angeles

|                               |                           |
|-------------------------------|---------------------------|
| 6/1.....at LAA.....W.....4-2  | 7/3.....LAA.....W.....9-5 |
| 6/2.....at LAA.....W.....11-5 | 7/4.....LAA.....W.....5-4 |
| 6/3.....at LAA.....L.....2-7  | 7/5.....LAA.....L.....1-2 |
| 6/4.....at LAA.....W.....3-2  |                           |

Last Minnesota Sweep.....at MIN.....at LAA  
3-Game.....April 15-17, 2016.....August 6-8, 1996  
4-Game.....September 27-30, 1993.....September 22-25, 1988

Last Los Angeles Sweep.....at MIN.....at LAA  
3-Game.....July 31-August 2, 2009.....June 24-26, 2014  
4-Game.....September 4-7, 2014.....Never

## SERIES RESULTS, LAST 20 YEARS

| YEAR            | HOME           | ROAD           | TOTALS         |
|-----------------|----------------|----------------|----------------|
| 1998            | 2-4            | 3-2            | 5-6            |
| 1999            | 1-3            | 3-3            | 4-6            |
| 2000            | 1-5            | 2-2            | 3-7            |
| 2001            | 2-1            | 4-2            | 6-3            |
| 2002            | 3-3            | 2-1            | 5-4            |
| 2003            | 2-1            | 2-4            | 4-5            |
| 2004            | 3-3            | 1-2            | 4-5            |
| 2005            | 3-4            | 1-2            | 4-6            |
| 2006            | 1-2            | 1-2            | 2-4            |
| 2007            | 2-1            | 1-5            | 3-6            |
| 2008            | 1-3            | 2-2            | 3-5            |
| 2009            | 3-3            | 1-3            | 4-6            |
| 2010            | 2-1            | 3-1            | 5-2            |
| 2011            | 1-2            | 2-4            | 3-6            |
| 2012            | 3-3            | 0-3            | 3-6            |
| 2013            | 3-0            | 2-1            | 5-1            |
| 2014            | 0-4            | 0-3            | 0-7            |
| 2015            | 1-3            | 1-2            | 2-5            |
| 2016            | 3-0            | 1-2            | 4-2            |
| 2017            | 2-1            | 3-1            | 5-2            |
| <b>ALL-TIME</b> | <b>173-185</b> | <b>169-185</b> | <b>342-370</b> |

## Won-Lost Record at Stadium

Metropolitan Stadium (1961-1981).....83-89  
Metrodome (1982-2009).....75-82  
Target Field (2010-present).....13-13  
Wrigley Field (1961).....4-5  
Dodger Stadium (1962-1965).....19-17  
Angel Stadium (1966-present).....143-162



# NEW YORK YANKEES

One East 161st St., Bronx, NY 10451  
(718) 293-4300, P.R.: (718) 579-4460

Stadium (Capacity).....Yankee Stadium (49,469)  
Dimensions (L-C-R).....318-408-314

Managing General Partner/Co-Chairperson.....Hal Z. Steinbrenner  
General Partner/Co-Chairperson.....Hank G. Steinbrenner  
President.....Randy Levine  
Senior Vice President/General Manager.....Brian Cashman  
Field Manager.....Joe Girardi  
Vice President, Communications & Media Relations.....Jason Zillo  
Assistant Director, Baseball Information & Public Communications.....Michael Margolis

2017 Record.....91-71, second place AL East (Wild Card)

## 2017 Twins vs. New York

|                           |                               |
|---------------------------|-------------------------------|
| 7/17.....NY.....W.....4-2 | 9/18.....at NY.....L.....1-2  |
| 7/18.....NY.....L.....3-6 | 9/19.....at NY.....L.....2-5  |
| 7/19.....NY.....W.....6-1 | 9/20.....at NY.....L.....3-11 |

Last Minnesota Sweep.....at MIN.....at NY  
3-Game.....September 6-8, 1991.....August 9-11, 1968  
4-Game.....July 3-5, 1967.....Never

Last New York Sweep.....at MIN.....at NY  
3-Game.....July 7-9, 2009.....September 18-20, 2017  
4-Game.....July 1-4, 2013.....May 15-18, 2009

## SERIES RESULTS, LAST 20 YEARS

| YEAR            | HOME           | ROAD             | TOTALS           |
|-----------------|----------------|------------------|------------------|
| 1998            | 3-2            | 1-5              | 4-7              |
| 1999            | 2-4            | 2-2              | 4-6              |
| 2000            | 2-2            | 3-3              | 5-5              |
| 2001            | 2-1            | 2-1              | 4-2              |
| 2002            | 0-3            | 0-3              | 0-6              |
| 2003            | 0-4            | 0-3              | 0-7              |
| 2004            | 2-1            | 0-3              | 2-4              |
| 2005            | 2-1            | 1-2              | 3-3              |
| 2006            | 2-1            | 1-2              | 3-3              |
| 2007            | 1-2            | 1-3              | 2-5              |
| 2008            | 4-3            | 0-3              | 4-6              |
| 2009            | 0-3            | 0-4              | 0-7              |
| 2010            | 1-2            | 1-2              | 2-4              |
| 2011            | 1-3            | 1-3              | 2-6              |
| 2012            | 1-2            | 2-2              | 3-4              |
| 2013            | 0-4            | 2-1              | 2-5              |
| 2014            | 1-3            | 2-1              | 3-4              |
| 2015            | 1-2            | 0-3              | 1-5              |
| 2016            | 1-3            | 1-2              | 2-5              |
| 2017            | 2-1            | 0-3              | 2-4              |
| <b>ALL-TIME</b> | <b>139-173</b> | <b>116-187-1</b> | <b>255-360-1</b> |

## Won-Lost Record at Stadium

Metropolitan Stadium (1961-1981).....69-77  
Metrodome (1982-2009).....64-77  
Target Field (2010-present).....8-20  
Yankee Stadium I (1961-73;76-08).....103-159-1  
Shea Stadium (1974-1975).....4-7  
Yankee Stadium II (2009-present).....9-21



7000 Coliseum Way, Oakland, CA 94621  
(510) 638-4900, P.R. FAX: (510) 562-1633

Stadium (Capacity).....Oakland Coliseum (35,067)  
Dimensions (L-C-R).....330-400-330

Managing Partner/Board Member.....John Fisher  
President.....Dave Kaval  
Executive Vice President, Baseball Operations.....Billy Beane  
General Manager.....David Forst  
Field Manager.....Bob Melvin  
Vice President, Communications and Community Relations.....Catherine Aker  
Director, Baseball Communications.....Zak Bosch

2017 Record.....75-87, fifth place AL West

## 2017 Twins vs. Oakland

|                           |                               |
|---------------------------|-------------------------------|
| 5/2.....OAK.....W.....9-1 | 7/28.....at OAK.....W.....6-3 |
| 5/3.....OAK.....W.....7-4 | 7/29.....at OAK.....L.....4-5 |
| 5/4.....OAK.....L.....5-8 | 7/30.....at OAK.....L.....5-6 |

Last Minnesota Sweep.....at MIN.....at OAK  
3-Game.....May 28-30, 2012.....July 18-20, 1997  
4-Game.....July 12-15, 2007.....August 13-15, 1993

Last Oakland Sweep.....at MIN.....at OAK  
3-Game.....April 7-10, 2014.....May 30-June 1, 2016  
4-Game.....April 9-12, 1981.....September 19-22, 2013

## SERIES RESULTS, LAST 20 YEARS

| YEAR             | HOME           | ROAD           | TOTALS         |
|------------------|----------------|----------------|----------------|
| 1998             | 1-4            | 3-3            | 4-7            |
| 1999             | 5-1            | 2-4            | 7-5            |
| 2000             | 1-5            | 4-2            | 5-7            |
| 2001             | 3-3            | 2-1            | 5-4            |
| 2002             | 1-2            | 2-4            | 3-6            |
| 2003             | 6-0            | 2-1            | 8-1            |
| 2004             | 1-3            | 1-2            | 2-5            |
| 2005             | 1-3            | 3-3            | 4-6            |
| 2006             | 5-1            | 1-3            | 6-4            |
| 2007             | 4-0            | 1-2            | 5-2            |
| 2008             | 2-1            | 3-4            | 5-5            |
| 2009             | 1-2            | 3-4            | 4-6            |
| 2010             | 4-2            | 2-1            | 6-3            |
| 2011             | 1-2            | 3-2            | 4-4            |
| 2012             | 3-3            | 1-2            | 4-5            |
| 2013             | 1-2            | 0-4            | 1-6            |
| 2014             | 0-3            | 1-3            | 1-6            |
| 2015             | 3-1            | 1-2            | 4-3            |
| 2016             | 2-1            | 0-3            | 2-4            |
| 2017             | 2-1            | 1-2            | 3-3            |
| <b>ALL-TIME*</b> | <b>171-132</b> | <b>129-168</b> | <b>300-300</b> |

\*excludes 1961-1967 vs. Kansas City Athletics

## Won-Lost Record at Stadium

Metropolitan Stadium (1968-1981).....69-46  
Metrodome (1982-2009).....86-71  
Target Field (2010-present).....16-15  
Oakland Coliseum (1968-present).....129-168





# SEATTLE MARINERS

1250 First Avenue South, Seattle, WA 98134  
 Mailing Address: P.O. Box 4100, Seattle, WA 98194  
 (206) 346-4000, P.R. FAX: (206) 346-4400

Stadium (Capacity)..... Safeco Field (47,943)  
 Dimensions (L-C-R)..... 331-401-326

Chairman/CEO..... John Stanton  
 President/COO..... Kevin Mather  
 Executive Vice President/General Manager of Baseball Operations..... Jerry Dipoto  
 Field Manager..... Scott Servais  
 Senior Director, Baseball Information..... Tim Hevly  
 Senior Managers, Baseball Information..... Kelly Munro & Fernando Alcala

2017 Record..... 78-84, tied-third place AL West

## 2017 Twins vs. Seattle

6/6..... at SEA..... L..... 3-12      6/13..... SEA..... W..... 20-7  
 6/7..... at SEA..... L..... 5-6      6/14..... SEA..... L..... 4-6  
 6/8..... at SEA..... W..... 2-1      6/15..... SEA..... W..... 6-2  
 6/12..... SEA..... L..... 3-14

Last Minnesota Sweep..... at MIN..... at SEA  
 3-Game..... July 30-August 1, 2010..... May 27-29, 2016  
 4-Game..... April 25-28, 1991..... Never.

Last Seattle Sweep..... at MIN..... at SEA  
 3-Game..... September 13-15, 1996..... August 17-19, 2012  
 4-Game..... May 29-June 1, 2003..... Never.

## SERIES RESULTS, LAST 20 YEARS

| YEAR            | HOME             | ROAD          | TOTALS           |
|-----------------|------------------|---------------|------------------|
| 1998            | 0-6              | 2-3           | 2-9              |
| 1999            | 3-3              | 1-5           | 4-8              |
| 2000            | 2-4              | 1-5           | 3-9              |
| 2001            | 1-5              | 0-3           | 1-8              |
| 2002            | 2-1              | 3-3           | 5-4              |
| 2003            | 1-5              | 2-1           | 3-6              |
| 2004            | 3-0              | 2-4           | 5-4              |
| 2005            | 3-1              | 3-3           | 6-4              |
| 2006            | 4-1              | 1-2           | 5-3              |
| 2007            | 1-2              | 5-1           | 6-3              |
| 2008            | 3-0              | 2-4           | 5-4              |
| 2009            | 4-3              | 1-2           | 5-5              |
| 2010            | 3-0              | 3-4           | 6-4              |
| 2011            | 2-4              | 1-1           | 3-5              |
| 2012            | 1-3              | 1-5           | 2-8              |
| 2013            | 2-1              | 2-2           | 4-3              |
| 2014            | 2-1              | 3-1           | 5-2              |
| 2015            | 2-2              | 2-1           | 4-3              |
| 2016            | 1-2              | 3-0           | 4-2              |
| 2017            | 2-2              | 1-2           | 3-4              |
| <b>ALL-TIME</b> | <b>118-104-1</b> | <b>98-121</b> | <b>216-225-1</b> |

## Won-Lost Record at Stadium

Metropolitan Stadium (1977-1981)..... 17-18-1  
 Metrodome (1982-2009)..... 86-71  
 Target Field (2010-present)..... 15-15  
 Kingdome (1977-1999)..... 62-77  
 Safeco Field (1999-present)..... 36-44



# TAMPA BAY RAYS

One Tropicana Drive, St. Petersburg, FL 33705  
 (727) 825-3242, P.R. FAX: (727) 825-3111

Stadium (Capacity)..... Tropicana Field (31,042)  
 Dimensions (L-C-R)..... 315-404-322

Principal Owner..... Stuart Sternberg  
 President..... Brian Auld  
 President, Baseball Operations..... Matt Silverman  
 Field Manager..... Kevin Cash  
 Senior Director, Communications..... Dave Haller  
 Manager, Baseball Communications..... Craig Vanderkam

2017 Record..... 80-82, third place AL East

## 2017 Twins vs. Tampa Bay

5/26..... TB..... L..... 2-5      9/4..... at TB..... L..... 4-11  
 5/27..... TB..... W..... 5-3      9/5..... at TB..... L..... 1-2  
 5/28..... TB..... L..... 6-8      9/6..... at TB..... W..... 10-6

Last Minnesota Sweep..... at MIN..... at TB  
 3-Game..... July 1-3, 2005..... May 6-8, 2005  
 4-Game..... July 17-20, 2006..... Never.

Last Tampa Bay Sweep..... at MIN..... at TB  
 3-Game..... July 18-20, 2014..... Never  
 4-Game..... Never..... July 8-11, 2013

## ALL-TIME SERIES RESULTS

| YEAR            | HOME         | ROAD         | TOTALS       |
|-----------------|--------------|--------------|--------------|
| 1998            | 4-2          | 3-2          | 7-4          |
| 1999            | 1-3          | 4-2          | 5-5          |
| 2000            | 3-3          | 1-3          | 4-6          |
| 2001            | 1-2          | 0-4          | 1-6          |
| 2002            | 4-0          | 1-2          | 5-2          |
| 2003            | 3-0          | 3-0          | 6-0          |
| 2004            | 3-3          | 1-2          | 4-5          |
| 2005            | 3-0          | 3-0          | 6-0          |
| 2006            | 4-0          | 2-1          | 6-1          |
| 2007            | 2-2          | 1-2          | 3-4          |
| 2008            | 1-1          | 2-2          | 3-3          |
| 2009            | 2-1          | 1-2          | 3-3          |
| 2010            | 1-3          | 2-2          | 3-5          |
| 2011            | 2-4          | 1-3          | 3-7          |
| 2012            | 0-3          | 1-2          | 1-5          |
| 2013            | 1-2          | 0-4          | 1-6          |
| 2014            | 0-3          | 2-1          | 2-4          |
| 2015            | 2-1          | 2-1          | 4-2          |
| 2016            | 1-3          | 2-1          | 3-4          |
| 2017            | 1-2          | 1-2          | 2-4          |
| <b>ALL-TIME</b> | <b>39-37</b> | <b>33-38</b> | <b>72-76</b> |

## Won-Lost Record at Stadium

Metrodome (1998-2009)..... 31-17  
 Target Field (2010-present)..... 8-21  
 Tropicana Field (1998-present)..... 33-38



1000 Ballpark Way, Arlington, TX 76011  
(817) 273-5222, P.R. FAX: (817) 273-5110

Stadium (Capacity).....Globe Life Park in Arlington (48,114)  
Dimensions (L-C-R).....332-400-325

Co-Chairmen.....Ray C. Davis, Bob R. Simpson  
President, Baseball Operations/General Manager.....Jon Daniels  
Field Manager.....Jeff Banister  
Executive Vice President, Communications.....John Blake  
Senior Director, Media Relations.....Rich Rice

2017 Record.....78-84, tied-third place AL West

#### 2017 Twins vs. Texas

|                                |                           |
|--------------------------------|---------------------------|
| 4/24.....at TEX.....W.....3-2  | 8/3.....TEX.....L.....1-4 |
| 4/25.....at TEX.....W.....8-1  | 8/4.....TEX.....W.....8-4 |
| 4/26.....at TEX.....L.....3-14 | 8/5.....TEX.....L.....1-4 |
|                                | 8/6.....TEX.....W.....6-5 |

|                             |                     |                     |
|-----------------------------|---------------------|---------------------|
| <b>Last Minnesota Sweep</b> | <b>at MIN</b>       | <b>at TEX</b>       |
| 3-Game                      | September 3-5, 2010 | September 7-9, 1976 |
| 4-Game                      | Never               | Never               |

|                         |                   |                  |
|-------------------------|-------------------|------------------|
| <b>Last Texas Sweep</b> | <b>at MIN</b>     | <b>at TEX</b>    |
| 3-Game                  | April 13-15, 2012 | July 8-10, 2003  |
| 4-Game                  | April 22-25, 1999 | June 26-28, 1987 |

# TEXAS RANGERS

## SERIES RESULTS, LAST 20 YEARS

| YEAR             | HOME           | ROAD           | TOTALS         |
|------------------|----------------|----------------|----------------|
| 1998             | 3-2            | 4-2            | 7-4            |
| 1999             | 0-6            | 0-6            | 0-12           |
| 2000             | 5-1            | 3-3            | 8-4            |
| 2001             | 1-2            | 3-3            | 4-5            |
| 2002             | 4-2            | 2-1            | 6-3            |
| 2003             | 3-0            | 2-4            | 5-4            |
| 2004             | 3-0            | 2-2            | 5-2            |
| 2005             | 2-4            | 1-2            | 3-6            |
| 2006             | 1-2            | 3-3            | 4-5            |
| 2007             | 5-1            | 2-1            | 7-2            |
| 2008             | 4-3            | 1-2            | 5-5            |
| 2009             | 2-1            | 4-3            | 6-4            |
| 2010             | 6-0            | 1-3            | 7-3            |
| 2011             | 3-1            | 2-2            | 5-3            |
| 2012             | 0-3            | 2-5            | 2-8            |
| 2013             | 2-2            | 2-1            | 4-3            |
| 2014             | 1-3            | 1-2            | 2-5            |
| 2015             | 2-1            | 1-2            | 3-3            |
| 2016             | 2-1            | 3-1            | 5-2            |
| 2017             | 2-2            | 2-1            | 4-3            |
| <b>ALL-TIME*</b> | <b>145-120</b> | <b>123-149</b> | <b>268-269</b> |

\*excludes 1961-1971 vs. Washington Senators

#### Won-Lost Record at Stadium

Metropolitan Stadium (1972-1981).....42-37  
Metrodome (1982-2009).....85-70  
Target Field (2010-present).....18-13  
Arlington Stadium (1972-1993).....71-86  
Globe Life Park in Arlington (1994-present).....52-63



1 Blue Jays Way, Suite 3200, Toronto, Ontario M5V 1J1  
(416) 341-1000, P.R. FAX: (416) 341-1250

Stadium (Capacity).....Rogers Centre (49,286)  
Dimensions (L-C-R).....328-400-328

Vice Chairman, Rogers Communications Inc.....Phil Lind  
President & Chief Executive Officer.....Mark Shapiro  
Executive Vice President, Baseball Operations/General Manager.....Ross Atkins  
Field Manager.....John Gibbons  
Vice President, Baseball Media.....Jay Stenhouse  
Manager, Baseball Information.....Mal Romanin

2017 Record.....76-86, fourth place AL East

#### 2017 Twins vs. Toronto

|                                |                             |
|--------------------------------|-----------------------------|
| 8/25.....at TOR.....W.....6-1  | 9/14.....TOR.....W.....3-2  |
| 8/26.....at TOR.....L.....9-10 | 9/15.....TOR.....L.....3-4  |
| 8/27.....at TOR.....W.....7-2  | 9/16.....TOR.....L.....2-7  |
|                                | 9/17.....TOR.....W.....13-7 |

|                             |                  |                   |
|-----------------------------|------------------|-------------------|
| <b>Last Minnesota Sweep</b> | <b>at MIN</b>    | <b>at TOR</b>     |
| 3-Game                      | July 26-28, 2002 | April 11-13, 2003 |
| 4-Game                      | July 21-23, 1979 | Never             |

|                           |                     |                    |
|---------------------------|---------------------|--------------------|
| <b>Last Toronto Sweep</b> | <b>at MIN</b>       | <b>at TOR</b>      |
| 3-Game                    | September 6-8, 2013 | August 26-28, 2016 |
| 4-Game                    | Never               | August 3-6, 2015   |

# TORONTO BLUE JAYS

## SERIES RESULTS, LAST 20 YEARS

| YEAR            | HOME          | ROAD          | TOTALS         |
|-----------------|---------------|---------------|----------------|
| 1998            | 3-3           | 1-4           | 4-7            |
| 1999            | 3-3           | 1-3           | 4-6            |
| 2000            | 2-1           | 3-3           | 5-4            |
| 2001            | 1-3           | 1-2           | 2-5            |
| 2002            | 3-0           | 3-1           | 6-1            |
| 2003            | 0-3           | 3-0           | 3-3            |
| 2004            | 2-1           | 2-1           | 4-2            |
| 2005            | 2-1           | 2-1           | 4-2            |
| 2006            | 1-3           | 1-2           | 2-5            |
| 2007            | 4-3           | 0-3           | 4-6            |
| 2008            | 0-3           | 0-3           | 0-6            |
| 2009            | 1-3           | 2-2           | 3-5            |
| 2010            | 1-3           | 2-3           | 3-6            |
| 2011            | 0-3           | 1-2           | 1-5            |
| 2012            | 2-2           | 0-3           | 2-5            |
| 2013            | 0-3           | 1-2           | 1-5            |
| 2014            | 2-1           | 2-1           | 4-2            |
| 2015            | 2-1           | 0-4           | 2-5            |
| 2016            | 1-3           | 0-3           | 1-6            |
| 2017            | 2-2           | 2-1           | 4-3            |
| <b>ALL-TIME</b> | <b>92-102</b> | <b>73-116</b> | <b>165-218</b> |

#### Won-Lost Record at Stadium

Metropolitan Stadium (1961-1981).....20-5  
Metrodome (1982-2009).....62-79  
Target Field (2010-present).....10-18  
Exhibition Stadium (1977-May 1989).....30-40  
Rogers Centre (June 1989-present).....43-76



# ARIZONA DIAMONDBACKS

401 East Jefferson St., Phoenix, AZ 85004  
(602) 462-6500, P.R. FAX: (602) 462-6600

Stadium (Capacity).....Chase Field (48,519)  
Dimensions (L-C-R).....330-407-335

Managing General Partner.....Ken Kendrick  
President & Chief Executive Officer.....Derrick Hall  
Executive Vice President & General Manager.....Mike Hazen  
Field Manager.....Torey Lovullo  
Senior Vice President, Content & Communications.....Josh Rawitch  
Senior Director, Player and Media Relations.....Casey Wilcox  
Senior Manager, Player and Media Relations.....Pat O'Connell

2017 Record.....93-69, second place NL West (Wild Card)

2017 Twins vs. Arizona  
8/18.....ARI.....W.....10-3  
8/19.....ARI.....W.....5-0  
8/20.....ARI.....W.....12-5

Last Minnesota Sweep.....at MIN.....at ARI  
3-Game.....August 18-20, 2017.....Never  
4-Game.....Never.....Never

Last Arizona Sweep.....at MIN.....at ARI  
3-Game.....Never.....May 20-22, 2011  
4-Game.....Never.....Never



# ATLANTA BRAVES

755 Battery Avenue, SE, Atlanta, GA 30339-3017  
(404) 614-1463, P.R. FAX: (404) 614-1391

Stadium (Capacity).....SunTrust Park (41,149)  
Dimensions (L-C-R).....335-400-325

Chairman & Chief Executive Officer.....Terence F. McGuirk  
Vice Chairman.....John Schuerholz  
President, Baseball Operations.....John Hart  
General Manager.....John Coppolella  
Field Manager.....Brian Snitker  
Senior Director, Media Relations.....Brad Hainje  
Senior Manager, Media Relations.....Adrienne Midgley

2017 Record.....72-90, third place NL East

2017 Twins vs. Atlanta  
None

Last Minnesota Sweep.....at MIN.....at ATL  
2-Game.....Never.....August 16-17, 2016  
3-Game.....June 12-14, 2007.....Never  
4-Game.....Never.....Never

Last Atlanta Sweep.....at MIN.....at ATL  
2-Game.....July 26-27, 2016.....Never  
3-Game.....Never.....May 20-22, 2013  
4-Game.....Never.....Never

## ALL-TIME SERIES RESULTS

| YEAR            | HOME       | ROAD       | TOTALS      |
|-----------------|------------|------------|-------------|
| 2003            | 1-2        | -          | 1-2         |
| 2004            | -          | 2-1        | 2-1         |
| 2005            | -          | 2-1        | 2-1         |
| 2008            | 3-0        | -          | 3-0         |
| 2011            | -          | 0-3        | 0-3         |
| 2014            | 2-1        | -          | 2-1         |
| 2017            | 3-0        | -          | 3-0         |
| <b>ALL-TIME</b> | <b>9-3</b> | <b>4-5</b> | <b>13-8</b> |

## Won-Lost Record at Stadium

|                                  |     |
|----------------------------------|-----|
| Metrodome (2003-2008).....       | 4-2 |
| Target Field (2014-present)..... | 5-1 |
| Chase Field (2004-present).....  | 4-5 |

## ALL-TIME SERIES RESULTS

| YEAR            | HOME       | ROAD       | TOTALS     |
|-----------------|------------|------------|------------|
| 2002            | 1-2        | -          | 1-2        |
| 2007            | 3-0        | -          | 3-0        |
| 2010            | 1-2        | -          | 1-2        |
| 2013            | -          | 0-3        | 0-3        |
| 2016            | 0-2        | 2-0        | 2-2        |
| <b>ALL-TIME</b> | <b>5-6</b> | <b>2-3</b> | <b>7-9</b> |

## Won-Lost Record at Stadium

|                                  |     |
|----------------------------------|-----|
| Metrodome (2002-07).....         | 4-2 |
| Target Field (2010-present)..... | 1-4 |
| Turner Field (2013-16).....      | 2-3 |



1060 West Addison St., Chicago, IL 60613-4397  
(773) 404-2827, P.R. FAX: (773) 404-4129

Stadium (Capacity).....Wrigley Field (41,268)  
Dimensions (L-C-R) .....355-400-353

Chairman.....Tom Ricketts  
President, Baseball Operations.....Theo Epstein  
Executive Vice President, General Manager.....Jed Hoyer  
Field Manager.....Joe Maddon  
Director, Media Relations.....Peter Chase  
Assistant Director, Media Relations.....Jason Carr

2017 Record.....92-70, first place NL Central

2017 Twins vs. Chicago  
None

Last Minnesota Sweep.....at MIN.....at CHC  
3-Game.....June 23-25, 2006.....Never  
4-Game.....Never.....Never

Last Chicago Sweep.....at MIN.....at CHC  
3-Game.....Never.....June 15-17, 2001  
4-Game.....Never.....Never

# CHICAGO CUBS

## ALL-TIME SERIES RESULTS

| YEAR            | HOME       | ROAD       | TOTALS       |
|-----------------|------------|------------|--------------|
| 1997            | - -        | 1-2        | 1-2          |
| 1998            | 2-1        | - -        | 2-1          |
| 1999            | - -        | 1-2        | 1-2          |
| 2000            | 1-2        | - -        | 1-2          |
| 2001            | - -        | 0-3        | 0-3          |
| 2006            | 3-0        | - -        | 3-0          |
| 2009            | - -        | 2-1        | 2-1          |
| 2012            | 2-1        | - -        | 2-1          |
| 2015            | 1-2        | - -        | 1-2          |
| <b>ALL-TIME</b> | <b>9-6</b> | <b>4-8</b> | <b>13-14</b> |

## Won-Lost Record at Stadium

Metrodome (1998-2006).....6-3  
Target Field (2012-present).....3-3  
Wrigley Field (1997-present).....4-8



100 Joe Nuxhall Way, Cincinnati, OH 45202  
(513) 765-7800, P.R. FAX: (513) 765-7180

Stadium (Capacity).....Great American Ball Park (42,271)  
Dimensions (L-C-R) .....328-404-325

President & Chief Executive Officer.....Bob Castellini  
President of Baseball Operations, General Manager.....Dick Williams  
Field Manager.....Bryan Price  
Vice President, Media Relations.....Rob Butcher  
Director, Media Relations.....Larry Herms  
Director, Media Relations, Digital Content.....Jamie Ramsey

2017 Record.....68-94, fifth place NL Central

2017 Twins vs. Cincinnati  
None

Last Minnesota Sweep.....at MIN.....at CIN  
3-Game.....July 7-8, 2001.....Never  
4-Game.....Never.....Never

Last Cincinnati Sweep.....at MIN.....at CIN  
3-Game.....Never.....June 2-4, 2000  
4-Game.....Never.....Never

# CINCINNATI REDS

## ALL-TIME SERIES RESULTS

| YEAR            | HOME       | ROAD       | TOTALS       |
|-----------------|------------|------------|--------------|
| 1997            | 2-1        | - -        | 2-1          |
| 1998            | - -        | 1-2        | 1-2          |
| 1999            | 2-1        | - -        | 2-1          |
| 2000            | - -        | 0-3        | 0-3          |
| 2001            | 3-0        | - -        | 3-0          |
| 2012            | - -        | 2-1        | 2-1          |
| 2015            | - -        | 1-2        | 1-2          |
| <b>ALL-TIME</b> | <b>7-2</b> | <b>4-8</b> | <b>11-10</b> |

## Won-Lost Record at Stadium

Metrodome (1997-2001).....7-2  
Cinergy Field (1998-2000).....1-5  
Great American Ball Park (2012-present).....3-3



# COLORADO ROCKIES

2001 Blake St., Denver, CO 80205  
(303) 292-0200, P.R. FAX: (303) 312-2319

Stadium (Capacity)..... Coors Field (50,398)  
Dimensions (L-C-R)..... 347-415-350

Owner, Chairman & Chief Executive Officer..... Richard L. Monfort  
Owner, General Partner..... Charlie Monfort  
Senior Vice President, General Manager..... Jeff Bridich  
Field Manager..... Bud Black  
Director, Communications..... Warren Miller  
Coordinators, Communications..... Cory Little, Nick Parson

2017 Record..... 87-75, third place NL West (Wild Card)

## 2017 Twins vs. Colorado

5/16..... COL..... L..... 3-7  
5/18 (1). COL..... L..... 1-5  
5/18 (2). COL..... W..... 2-0

Last Minnesota Sweep..... at MIN..... Never..... at COL..... Never  
3-Game..... Never.....  
4-Game..... Never.....

Last Colorado Sweep..... at MIN..... Never..... at COL..... Never  
3-Game..... Never.....  
4-Game..... Never.....

## ALL-TIME SERIES RESULTS

| YEAR            | HOME       | ROAD       | TOTALS     |
|-----------------|------------|------------|------------|
| 2003            | 2-1        | - -        | 2-1        |
| 2008            | - -        | 1-2        | 1-2        |
| 2010            | 2-1        | - -        | 2-1        |
| 2014            | - -        | 2-1        | 2-1        |
| 2017            | 1-2        | - -        | 1-2        |
| <b>ALL-TIME</b> | <b>5-4</b> | <b>3-3</b> | <b>8-7</b> |

## Won-Lost Record at Stadium

Metrodome (2003)..... 2-1  
Target Field (2010-present)..... 3-3  
Coors Field (2008-present)..... 3-3



# LOS ANGELES DODGERS

1000 Vin Scully Avenue, Los Angeles, CA 90012  
(323) 224-1301, P.R. FAX: (323) 224-1459

Stadium (Capacity)..... Dodger Stadium (56,000)  
Dimensions (L-C-R)..... 330-395-330

Chairman and Owner..... Mark Walter  
President and Chief Executive Officer..... Stan Kasten  
President of Baseball Operations..... Andrew Friedman  
General Manager..... Farhan Zaidi  
Field Manager..... Dave Roberts  
Senior Director, Public Relations..... Joe Jareck  
Assistant Director, Public Relations..... Jon Chapper  
Managers, Public Relations..... Daisuke Sugiura, Jesus Quinonez

2017 Record..... 104-58, first place NL West

## 2017 Twins vs. Los Angeles

7/24..... at LAD..... L..... 4-6  
7/25..... at LAD..... L..... 2-6  
7/26..... at LAD..... L..... 5-6

Last Minnesota Sweep..... at MIN..... at LAD.....  
3-Game..... June 26-28, 2006..... Never.....  
4-Game..... Never.....

Last Los Angeles Sweep..... at MIN..... at LAD.....  
3-Game..... April 30-May 1, 2014..... July 24-26, 2017  
4-Game..... Never.....

## ALL-TIME SERIES RESULTS

| YEAR            | HOME       | ROAD       | TOTALS     |
|-----------------|------------|------------|------------|
| 2005            | - -        | 1-2        | 1-2        |
| 2006            | 3-0        | - -        | 3-0        |
| 2011            | 2-1        | - -        | 2-1        |
| 2014            | 0-3        | - -        | 0-3        |
| 2017            | - -        | 0-3        | 0-3        |
| <b>ALL-TIME</b> | <b>5-4</b> | <b>1-5</b> | <b>6-9</b> |

## Won-Lost Record at Stadium

Metrodome (2006)..... 3-0  
Target Field (2011-present)..... 2-4  
Dodger Stadium (2005-present)..... 1-5



501 Marlins Way, Miami, FL 33125  
(305) 480-1300, P.R. FAX: (305) 480-3012

Stadium (Capacity).....Marlins Park (37,442)  
Dimensions (L-C-R).....344-422-335

Owner & Chief Executive Officer.....Jeffrey H. Loria  
President.....David Samson  
President, Baseball Operations.....Michael Hill  
Field Manager.....Don Mattingly  
Senior Vice President, Communications & Broadcasting.....P.J. Loyello  
Senior Director, Communications.....Matt Roebuck  
Director, Publications & Baseball Information.....Marty Sewell

2017 Record.....77-85, second place NL East

2017 Twins vs. Miami  
None

Last Minnesota Sweep.....at MIN.....at MIA  
2-Game.....Never.....Never  
3-Game.....Never.....Never  
4-Game.....Never.....Never

Last Miami Sweep.....at MIN.....at MIA  
2-Game.....Never.....June 25-26, 2013  
3-Game.....Never.....Never  
4-Game.....Never.....Never



One Brewers Way, Milwaukee, WI 53214  
(414) 902-4500, P.R. FAX: (414) 902-4053

Stadium (Capacity).....Miller Park (41,900)  
Dimensions (L-C-R).....344-400-345

Chairman/Principal Owner.....Mark Attanasio  
General Manager.....David Stearns  
Field Manager.....Craig Counsell  
Vice President, Communications.....Tyler Barnes  
Senior Director, Media Relations.....Mike Vassallo  
Senior Manager, Media Relations.....Ken Spindler

2017 Record.....86-76, second place NL Central

2017 Twins vs. Milwaukee  
8/7.....MIL.....W.....5-4.....8/9.....at MIL.....W.....4-0  
8/8.....MIL.....W.....11-4.....8/10.....at MIL.....W.....7-2

Last Minnesota Sweep.....at MIN.....at MIL  
2-Game.....August 7-8, 2017.....August 9-10, 2017  
3-Game.....May 22-24, 2009.....September 15-17, 1978  
4-Game.....Never.....Never

Last Milwaukee Sweep.....at MIN.....at MIL  
2-Game.....June 24-25, 1998.....Never  
3-Game.....July 8-10, 1988.....June 24-26, 2011  
4-Game.....May 17-20, 1996.....August 24-27, 1995

# MIAMI MARLINS

## ALL-TIME SERIES RESULTS

| YEAR            | HOME       | ROAD       | TOTALS     |
|-----------------|------------|------------|------------|
| 2002            | 2-1        | - -        | 2-1        |
| 2007            | - -        | 2-1        | 2-1        |
| 2013            | 1-1        | 0-2        | 1-3        |
| 2016            | 2-1        | - -        | 2-1        |
| <b>ALL-TIME</b> | <b>5-3</b> | <b>2-3</b> | <b>7-6</b> |

### Won-Lost Record at Stadium

Metrodome (2002).....2-1  
Target Field (2013-present).....3-2  
Dolphin Stadium (2007).....2-1  
Marlins Park (2013-present).....0-2

# MILWAUKEE BREWERS

## SERIES RESULTS, LAST 20 YEARS

| YEAR             | HOME           | ROAD           | TOTALS         |
|------------------|----------------|----------------|----------------|
| 1998             | 0-2            | - -            | 0-2            |
| 1999             | - -            | 2-0            | 2-0            |
| 2000             | 1-2            | - -            | 1-2            |
| 2001             | - -            | 2-1            | 2-1            |
| 2002             | 2-1            | 2-1            | 4-2            |
| 2003             | 2-1            | 1-2            | 3-3            |
| 2004             | 1-2            | 1-2            | 2-4            |
| 2005             | 2-1            | 1-2            | 3-3            |
| 2006             | 3-0            | 2-1            | 5-1            |
| 2007             | 1-2            | 2-1            | 3-3            |
| 2008             | 2-1            | 2-1            | 4-2            |
| 2009             | 3-0            | 2-1            | 5-1            |
| 2010             | 2-1            | 0-3            | 2-4            |
| 2011             | 2-1            | 0-3            | 2-4            |
| 2012             | 1-2            | 2-1            | 3-3            |
| 2013             | 2-0            | 2-0            | 4-0            |
| 2014             | 1-1            | 1-1            | 2-2            |
| 2015             | 1-2            | 1-2            | 2-4            |
| 2016             | 1-1            | 1-1            | 2-2            |
| 2017             | 2-0            | 2-0            | 4-0            |
| <b>ALL-TIME*</b> | <b>121-101</b> | <b>107-116</b> | <b>228-217</b> |

\*excludes 1969 vs. Seattle Pilots

### Won-Lost Record at Stadium

Metropolitan Stadium (1970-1981).....41-35  
Metrodome (1982-2009).....68-58  
Target Field (2010-present).....12-8  
County Stadium (1970-2000).....83-93  
Miller Park (2001-present).....24-23





# NEW YORK METS

123-01 Roosevelt Ave, NY 11368  
(718) 565-4330, P.R. FAX: (718) 507-6395

Stadium (Capacity).....Citi Field (41,922)  
Dimensions (L-C-R).....335-408-330

Chairman & Chief Executive Officer.....Fred Wilpon  
President.....Saul B. Katz  
General Manager.....Sandy Alderson  
Field Manager.....Terry Collins  
Vice President, Media Relations.....Jay Horwitz  
Director, Media Relations.....Ethan Wilson

2017 Record.....70-92, fourth place NL East

2017 Twins vs. New York  
None

Last Minnesota Sweep.....at MIN.....at NYM  
3-Game.....June 8-10, 2004.....Never  
4-Game.....Never.....Never

Last New York Sweep.....at MIN.....at NYM  
3-Game.....April 12-13, August 19, 2013 September 16-18, 2016  
4-Game.....Never.....Never

## ALL-TIME SERIES RESULTS

| YEAR            | HOME       | ROAD       | TOTALS      |
|-----------------|------------|------------|-------------|
| 2002            | - -        | 1-2        | 1-2         |
| 2004            | 3-0        | - -        | 3-0         |
| 2007            | - -        | 2-1        | 2-1         |
| 2010            | - -        | 1-2        | 1-2         |
| 2013            | 0-3        | - -        | 0-3         |
| 2016            | - -        | 0-3        | 0-3         |
| <b>ALL-TIME</b> | <b>3-3</b> | <b>4-8</b> | <b>7-11</b> |

## Won-Lost Record at Stadium

Metrodome (2004).....3-0  
Target Field (2013-present).....0-3  
Shea Stadium (2002-2007).....3-3  
Citi Field (2010-present).....1-2



# PHILADELPHIA PHILLIES

One Citizens Bank Way, Philadelphia, PA 19148  
(215) 463-6000, P.R. FAX: (215) 389-3050

Stadium (Capacity).....Citizens Bank Park (43,651)  
Dimensions (L-C-R).....329-401-330

Managing Partner.....John Middleton  
President.....Andy MacPhail  
Chairman.....David Montgomery  
Vice President, General Manager.....Matt Klentak  
Field Manager.....Pete Mackanin  
Director, Baseball Communications.....Greg Casterioto

2017 Record.....66-96, fifth place NL East

2017 Twins vs. Philadelphia  
None

Last Minnesota Sweep.....at MIN.....at PHI  
3-Game.....Never.....Never  
4-Game.....Never.....Never

Last Philadelphia Sweep.....at MIN.....at PHI  
3-Game.....Never.....Never  
4-Game.....Never.....Never

## ALL-TIME SERIES RESULTS

| YEAR            | HOME       | ROAD       | TOTALS      |
|-----------------|------------|------------|-------------|
| 2002            | - -        | 2-1        | 2-1         |
| 2004            | 1-2        | - -        | 1-2         |
| 2010            | - -        | 2-1        | 2-1         |
| 2012            | 1-2        | - -        | 1-2         |
| 2013            | 2-1        | - -        | 2-1         |
| 2016            | 2-1        | - -        | 2-1         |
| <b>ALL-TIME</b> | <b>6-6</b> | <b>4-2</b> | <b>10-8</b> |

## Won-Lost Record at Stadium

Metrodome (2004).....1-2  
Target Field (2012-present).....5-4  
Veterans Stadium (2002).....2-1  
Citizens Bank Park (2010-present).....2-1



# PITTSBURGH PIRATES

115 Federal St., Pittsburgh, PA 15212  
(412) 323-5000, P.R. FAX: (412) 325-4413

Stadium (Capacity).....PNC Park (38,362)  
Dimensions (L-C-R).....325-399-320

Chairman of the Board.....Bob Nutting  
President.....Frank Coonelly  
Executive Vice President, General Manager.....Neal Huntington  
Field Manager.....Clint Hurdle  
Director, Baseball Communications.....Jim Trdinich  
Director, Media Relations.....Dan Hart

2017 Record.....75-87, fourth place NL Central

2017 Twins vs. Pittsburgh  
None

|                      |        |                  |
|----------------------|--------|------------------|
| Last Minnesota Sweep | at MIN | at PIT           |
| 2-Game               | Never  | May 19-20, 2015  |
| 3-Game               | Never  | June 16-18, 2006 |
| 4-Game               | Never  | Never            |

|                       |                  |        |
|-----------------------|------------------|--------|
| Last Pittsburgh Sweep | at MIN           | at PIT |
| 2-Game                | July 29-28, 2015 | Never  |
| 3-Game                | Never            | Never  |
| 4-Game                | Never            | Never  |

## ALL-TIME SERIES RESULTS

| YEAR            | HOME       | ROAD       | TOTALS       |
|-----------------|------------|------------|--------------|
| 1997            | 2-1        | -          | 2-1          |
| 1998            | -          | 1-2        | 1-2          |
| 1999            | 2-1        | -          | 2-1          |
| 2000            | -          | 1-2        | 1-2          |
| 2001            | 2-1        | -          | 2-1          |
| 2006            | -          | 3-0        | 3-0          |
| 2009            | 2-1        | -          | 2-1          |
| 2012            | -          | 1-2        | 1-2          |
| 2015            | 0-2        | 2-0        | 2-2          |
| <b>ALL-TIME</b> | <b>8-6</b> | <b>8-6</b> | <b>16-12</b> |

## Won-Lost Record at Stadium

Metrodome (1997-2009).....8-4  
Target Field (2015-present).....0-2  
Three Rivers Stadium (1998-2000).....2-4  
PNC Park (2006-present).....6-2



700 Clark St., St. Louis, MO 63102  
(314) 345-9600, P.R. FAX: (314) 345-9530

Stadium (Capacity).....Busch Stadium (45,529)  
Dimensions (L-C-R).....336-400-335

Chairman & Chief Executive Officer.....William O. DeWitt, Jr.  
Senior Vice President & General Manager.....John Mozeliak  
Field Manager.....Mike Matheny  
Director, Communications.....Brian Bartow  
Manager, Communications.....Melody Yount

2017 Record.....83-79, third place NL Central

2017 Twins vs. St. Louis  
None

|                      |                  |        |
|----------------------|------------------|--------|
| Last Minnesota Sweep | at MIN           | at STL |
| 2-Game               | June 17-18, 2015 | Never  |
| 3-Game               | Never            | Never  |
| 4-Game               | Never            | Never  |

|                      |        |                  |
|----------------------|--------|------------------|
| Last St. Louis Sweep | at MIN | at STL           |
| 2-Game               | Never  | June 15-16, 2015 |
| 3-Game               | Never  | July 15-17, 2001 |
| 4-Game               | Never  | Never            |

## ALL-TIME SERIES RESULTS

| YEAR            | HOME       | ROAD        | TOTALS       |
|-----------------|------------|-------------|--------------|
| 1997            | -          | 0-3         | 0-3          |
| 1998            | 2-1        | -           | 2-1          |
| 1999            | -          | 2-1         | 2-1          |
| 2000            | 2-1        | -           | 2-1          |
| 2001            | -          | 0-3         | 0-3          |
| 2009            | -          | 2-1         | 2-1          |
| 2015            | 2-0        | 0-2         | 2-2          |
| <b>ALL-TIME</b> | <b>6-2</b> | <b>4-10</b> | <b>10-12</b> |

## Won-Lost Record at Stadium

Metrodome (1998-2000).....4-2  
Target Field (2015-present).....2-0  
Busch Stadium I (1997-2001).....2-7  
Busch Stadium II (2009-present).....2-3



# SAN DIEGO PADRES

100 Park Boulevard, San Diego, CA 92101  
(619) 795-5000, P.R. FAX: (619) 795-5266

Stadium (Capacity).....PETCO Park (40,209)  
Dimensions (L-C-R).....336-396-322

Executive Chairman.....Ron Fowler  
Chief Operating Officer.....Erik Greupner  
Executive Vice President/General Manager.....A.J. Preller  
Field Manager.....Andy Green  
Director, Communications.....Craig Hughner  
Manager, Communications.....Danny Sanchez  
Manager, Media Relations and Baseball Information.....Darren Feeney

2017 Record.....71-91, fourth place NL West

2017 Twins vs. San Diego  
8/1.....at SD.....L.....0-3 9/12.....SD.....W.....16-0  
8/2.....at SD.....W.....5-2 9/13.....SD.....W.....3-1

Last Minnesota Sweep at MIN at SD  
2-Game.....September 12-13, 2017 May 20-21, 2014  
3-Game.....June 17-19, 2011 June 24-26, 2008  
4-Game.....Never Never

Last San Diego Sweep at MIN at SD  
2-Game.....Never Never  
3-Game.....Never Never  
4-Game.....Never Never



# SAN FRANCISCO GIANTS

24 Willie Mays Plaza, San Francisco, CA 94107  
(415) 972-2000, P.R. FAX: (415) 947-2800

Stadium (Capacity).....AT&T Park (41,915)  
Dimensions (L-C-R).....339-399-309

President & Chief Executive Officer.....Laurence M. Baer  
Executive Vice President of Baseball Operations.....Brian Sabean  
Senior Vice President/General Manager.....Bobby Evans  
Field Manager.....Bruce Bochy  
Senior Director, Media Relations.....Matt Chisholm  
Media Relations Manager.....Liam Connolly

2017 Record.....64-98, fifth place NL West

2017 Twins vs. San Francisco  
6/9.....at SF.....W.....4-0  
6/10.....at SF.....W.....3-2  
6/11.....at SF.....L.....8-13

Last Minnesota Sweep at MIN at SF  
3-Game.....Never Never  
4-Game.....Never Never

Last San Francisco Sweep at MIN at SF  
3-Game.....Never May 23-25, 2014  
4-Game.....Never Never

## ALL-TIME SERIES RESULTS

| YEAR          | HOME       | ROAD       | TOTALS      |
|---------------|------------|------------|-------------|
| 2003          | - -        | 2-1        | 2-1         |
| 2005          | 1-2        | - -        | 1-2         |
| 2008          | - -        | 3-0        | 3-0         |
| 2011          | 3-0        | - -        | 3-0         |
| 2014          | 1-1        | 2-0        | 3-1         |
| 2017          | 2-0        | 1-1        | 3-1         |
| <b>TOTALS</b> | <b>7-3</b> | <b>8-2</b> | <b>15-5</b> |

## Won-Lost Record at Stadium

Metrodome (2005).....1-2  
Target Field (2011-present).....6-1  
Qualcomm Stadium (2003).....2-1  
PETCO Park (2008-present).....6-1

## ALL-TIME SERIES RESULTS

| YEAR            | HOME       | ROAD       | TOTALS     |
|-----------------|------------|------------|------------|
| 2003            | - -        | 2-1        | 2-1        |
| 2005            | 1-2        | - -        | 1-2        |
| 2011            | - -        | 1-2        | 1-2        |
| 2014            | - -        | 0-3        | 0-3        |
| 2017            | - -        | 2-1        | 2-1        |
| <b>ALL-TIME</b> | <b>1-2</b> | <b>5-7</b> | <b>6-9</b> |

## Won-Lost Record at Stadium

Metrodome (2005).....1-2  
AT&T Park (2003-present).....5-7



# WASHINGTON NATIONALS

1500 South Capitol St., S.E., Washington, D.C. 20003  
(202) 640-7000, P.R. FAX: (202) 640-7450

Stadium (Capacity)..... Nationals Park (41,313)  
Dimensions (L-C-R)..... 336-402-335

Managing Principal Owner..... Theodore N. Lerner  
President of Baseball Operations/General Manager..... Mike Rizzo  
Field Manager..... Dusty Baker  
Executive Director, Communications..... Elizabeth Alexander  
Senior Director, Communications..... Amanda Comak

2017 Record..... 97-65, first place NL East

2017 Twins vs. Washington  
None

| Last Minnesota Sweep | at MIN           | at WAS                      |
|----------------------|------------------|-----------------------------|
| 3-Game               | June 17-19, 2008 | June 15-17, 2004 (Montreal) |
| 4-Game               | Never            | Never                       |

| Last Washington Sweep | at MIN | at WAS            |
|-----------------------|--------|-------------------|
| 3-Game                | Never  | April 22-24, 2016 |
| 4-Game                | Never  | Never             |

## ALL-TIME SERIES RESULTS

| YEAR           | HOME       | ROAD       | TOTALS     |
|----------------|------------|------------|------------|
| 2004           | - -        | 3-0 (MTL)  | 3-0        |
| 2007           | 1-2        | - -        | 1-2        |
| 2008           | 3-0        | - -        | 3-0        |
| 2013           | - -        | 1-2        | 1-2        |
| 2016           | - -        | 0-3        | 0-3        |
| <b>TOTALS*</b> | <b>4-2</b> | <b>1-5</b> | <b>5-7</b> |

\*excludes 2004 at Montreal Expos

## Won-Lost Record at Stadium

|                                    |     |
|------------------------------------|-----|
| Metrodome (2007-08)                | 4-2 |
| Olympic Stadium in Montreal (2004) | 3-0 |
| Nationals Park (2013-present)      | 1-2 |

# 2017 TWINS INTERLEAGUE PLAY

| DATE | OPPONENT           | W/L | SCORE | WINNER   | LOSER      | RECORD | ALL-TIME |
|------|--------------------|-----|-------|----------|------------|--------|----------|
| 5/16 | Colorado           | L   | 3-7   | Freeland | Hughes     | 0-1    | 190-173  |
| 5/18 | Colorado           | L   | 1-5   | Márquez  | Santana    | 0-2    | 190-174  |
| 5/18 | Colorado           | W   | 2-0   | Berrios  | Chatwood   | 1-2    | 191-174  |
| 6/9  | at San Francisco   | W   | 4-0   | Santana  | Moore      | 2-2    | 192-174  |
| 6/10 | at San Francisco   | W   | 3-2   | Berrios  | Samardzija | 3-2    | 193-174  |
| 6/11 | at San Francisco   | L   | 8-13  | Osich    | Belisle    | 3-3    | 193-175  |
| 7/24 | at Los Angeles -NL | L   | 4-6   | Paredes  | Rogers     | 3-4    | 193-176  |
| 7/25 | at Los Angeles -NL | L   | 2-6   | Maeda    | Berrios    | 3-5    | 193-177  |
| 7/26 | at Los Angeles -NL | L   | 5-6   | Jansen   | Kintzler   | 3-6    | 193-178  |
| 8/1  | at San Diego       | L   | 0-3   | Chacin   | Berrios    | 3-7    | 193-179  |
| 8/2  | at San Diego       | W   | 5-2   | Santana  | Perdomo    | 4-7    | 194-179  |
| 8/7  | Milwaukee          | W   | 5-4   | Boshers  | Drake      | 5-7    | 195-179  |
| 8/8  | Milwaukee          | W   | 11-4  | Duffey   | Garza      | 6-7    | 196-179  |
| 8/9  | at Milwaukee       | W   | 4-0   | Colón    | Woodruff   | 7-7    | 197-179  |
| 8/10 | at Milwaukee       | W   | 7-2   | Busenitz | Davies     | 8-7    | 198-179  |
| 8/18 | Arizona            | W   | 10-3  | Santana  | Godley     | 9-7    | 199-179  |
| 8/19 | Arizona            | W   | 5-0   | Berrios  | Greinke    | 10-7   | 200-179  |
| 8/20 | Arizona            | W   | 12-5  | Colón    | McFarland  | 11-7   | 201-179  |
| 9/12 | San Diego          | W   | 16-0  | Gibson   | Wood       | 12-7   | 202-179  |
| 9/13 | San Diego          | W   | 3-1   | Belisle  | Maton      | 13-7   | 203-179  |

## TWINS INTERLEAGUE PLAY RECORD BY YEAR

|           |      |
|-----------|------|
| 1997..... | 7-8  |
| 1998..... | 7-9  |
| 1999..... | 10-7 |
| 2000..... | 7-11 |
| 2001..... | 9-9  |
| 2002..... | 10-8 |
| 2003..... | 10-8 |
| 2004..... | 11-7 |
| 2005..... | 8-10 |
| 2006..... | 16-2 |
| 2007..... | 11-7 |

|           |      |
|-----------|------|
| 2008..... | 14-4 |
| 2009..... | 12-6 |
| 2010..... | 8-10 |
| 2011..... | 8-10 |
| 2012..... | 9-9  |
| 2013..... | 8-12 |
| 2014..... | 9-11 |
| 2015..... | 8-12 |
| 2016..... | 8-12 |
| 2017..... | 13-7 |



## TWINS INTERLEAGUE PLAY HISTORY

### PITCHERS HITTING

| YEAR   | AVG  | AB  | R  | H  | 2B | 3B | HR | RBI | SH | SF | BB | SO  |
|--------|------|-----|----|----|----|----|----|-----|----|----|----|-----|
| 1997   | .111 | 18  | 0  | 2  | 0  | 0  | 0  | 1   | 1  | 0  | 0  | 6   |
| 1998   | .313 | 16  | 1  | 5  | 0  | 0  | 0  | 1   | 0  | 0  | 0  | 9   |
| 1999   | .056 | 18  | 0  | 1  | 0  | 0  | 0  | 0   | 0  | 0  | 3  | 8   |
| 2000   | .176 | 17  | 1  | 3  | 2  | 0  | 0  | 0   | 2  | 0  | 0  | 9   |
| 2001   | .353 | 17  | 2  | 6  | 2  | 0  | 0  | 1   | 1  | 0  | 0  | 4   |
| 2002   | .227 | 22  | 0  | 5  | 0  | 0  | 0  | 1   | 1  | 0  | 1  | 6   |
| 2003   | .200 | 20  | 1  | 4  | 0  | 0  | 0  | 0   | 5  | 0  | 2  | 7   |
| 2004   | .143 | 21  | 0  | 3  | 0  | 0  | 0  | 2   | 2  | 0  | 0  | 8   |
| 2005   | .091 | 22  | 1  | 2  | 0  | 0  | 0  | 0   | 2  | 0  | 0  | 5   |
| 2006   | .105 | 19  | 1  | 2  | 0  | 0  | 0  | 1   | 3  | 0  | 1  | 10  |
| 2007   | .080 | 25  | 2  | 2  | 1  | 1  | 0  | 1   | 5  | 0  | 1  | 5   |
| 2008   | .277 | 18  | 2  | 5  | 1  | 0  | 0  | 3   | 5  | 0  | 0  | 5   |
| 2009   | .000 | 21  | 0  | 0  | 0  | 0  | 0  | 0   | 5  | 0  | 1  | 10  |
| 2010   | .176 | 17  | 0  | 3  | 0  | 0  | 0  | 0   | 5  | 0  | 0  | 9   |
| 2011   | .150 | 20  | 0  | 3  | 1  | 0  | 0  | 1   | 0  | 0  | 1  | 7   |
| 2012   | .053 | 19  | 1  | 1  | 0  | 0  | 0  | 1   | 1  | 0  | 1  | 11  |
| 2013   | .053 | 19  | 0  | 1  | 0  | 0  | 0  | 0   | 4  | 0  | 0  | 11  |
| 2014   | .091 | 22  | 0  | 2  | 1  | 0  | 0  | 1   | 0  | 0  | 0  | 14  |
| 2015   | .150 | 20  | 0  | 3  | 0  | 0  | 0  | 0   | 0  | 0  | 0  | 10  |
| 2016   | .125 | 24  | 1  | 3  | 0  | 0  | 0  | 0   | 2  | 0  | 2  | 14  |
| 2017   | .174 | 23  | 3  | 4  | 1  | 0  | 0  | 5   | 1  | 0  | 0  | 8   |
| TOTALS | .144 | 418 | 16 | 60 | 9  | 1  | 0  | 19  | 45 | 0  | 13 | 176 |

### TEAM RECORDS

|                              |                                   |
|------------------------------|-----------------------------------|
| Last Minnesota Sweep.....    | 2-0, September 12-13, 2017 vs. SD |
| Last Sweep of Minnesota..... | 0-3, July 24-26, 2017 at LAD      |
| Largest Margin, Victory..... | 16 runs, 9/12/17 vs. SD (16-0)    |
| Largest Margin, Defeat.....  | 15 runs, 6/27/11 vs. LAD (0-15)   |
| Most Runs Scored.....        | 16, 2x, last 9/12/17 vs. SD       |
| Most Runs Allowed.....       | 16, 5/20/12 at MIL                |
| Twins Home Record.....       | 113-77                            |
| Twins Road Record.....       | 90-102                            |
| Winning Streak.....          | 12, 6/22/06-5/19/07               |
| Losing Streak.....           | 6, 6/22-27/11                     |

### INDIVIDUAL HIGHS

#### PITCHING

|                         |  |
|-------------------------|--|
| WINS, Career.....       | 16, J. Santana                         |
| Season.....             | 5, Liriano, (2006)                     |
| LOSSES, Career.....     | 11, Radke                              |
| Season.....             | 4, Radke (2005)                        |
| SAVES, Career.....      | 27, Nathan                             |
| Season.....             | 6, 7x, last Perkins (2015)             |
| STRIKEOUTS, Career..... | 191, J. Santana                        |
| Season.....             | 43, Liriano (2006) & E. Santana (2017) |

#### HITTING

|                                    |                            |
|------------------------------------|----------------------------|
| AVERAGE (min. 150 PA), Career..... | .350, Young                |
| Season.....                        | .492, Mauer (2006)         |
| HITS, Career.....                  | 269, Mauer                 |
| Season.....                        | 30, Mauer (2006)           |
| HOME RUNS, Career.....             | 33, Hunter                 |
| Season.....                        | 9, Plouffe (2012)          |
| RBI, Career.....                   | 113, Mauer                 |
| Season.....                        | 20, Cuddyer/Morneau (2006) |

**MINOR LEAGUES**





# MINOR LEAGUE INFORMATION

## MINNESOTA TWINS - MINOR LEAGUE DEPT.

Target Field  
1 Twins Way  
Minneapolis, MN 55403  
P: (612) 659-3480 F: (612) 659-4026



## MINNESOTA TWINS - SPRING TRAINING

CenturyLink Sports Complex  
14110 Six Mile Cypress Pkwy.  
Ft. Myers, FL 33912  
P: (239) 479-6400

## MINNESOTA TWINS MINOR LEAGUE SYSTEM

|  |                 |
|--|-----------------|
| Director, Minor League Operations .....                | Brad Steil      |
| Senior Manager, Baseball Administration .....          | Kate Townley    |
| Senior Manager, Minor League Operations .....          | Brian Maloney   |
| Assistant, Florida and Latin American Operations ..... | Rafael Yanez    |
| Florida Operation Assistant .....                      | Victor Gonzalez |

## MINOR LEAGUE INSTRUCTORS

|  |                |
|--|----------------|
| Field Coordinator .....                                    | Joel Lepel     |
| Pitching Coordinator .....                                 | Eric Rasmussen |
| Hitting Coordinator .....                                  | Rick Eckstein  |
| Hitting Instructor .....                                   | Tony Oliva     |
| Minor League Infield and Baserunning Coordinator .....     | Sam Perlozzo   |
| Latin America Coordinator .....                            | Jose Marzan    |
| Minor League Athletic Training and Rehab Coordinator ..... | Chad Jackson   |
| Minor League Rehab Assistant .....                         | Corey Dietze   |
| Minor League Strength and Conditioning Coordinator .....   | Erik Beiser    |
| Minor League Video Coordinator .....                       | David Jeffrey  |
| Equipment Manager .....                                    | Dave Ringler   |

## TWINS 2017 ORGANIZATIONAL STANDINGS

| TEAM                       | LEAGUE                  | LEVEL    | WON-LOST  | STANDINGS                 | GB/GA                  |
|----------------------------|-------------------------|----------|---|---------------------------|------------------------|
| Rochester                  | International           | Triple-A | 80-62 (North Division)  | Tied Second               | -6.5                   |
| Chattanooga <sup>^</sup>   | Southern                | Double-A | 42-28 1st Half (North Division)<br>49-21 2nd Half (North Division)<br>91-49 Season Total (North Division)       | First<br>First<br>First   | +5.0<br>+10.0<br>+15.0 |
| Ft. Myers <sup>&amp;</sup> | Florida State           | High-A   | 33-35 1st Half (South Division)<br>42-25 2nd Half (South Division)<br>75-60 Season Total (South Division)       | Third<br>First<br>First   | -7.5<br>+4.0<br>+0.5   |
| Cedar Rapids <sup>*</sup>  | Midwest                 | Low-A    | 39-31 1st Half (Western Division)<br>36-34 2nd Half (Western Division)<br>75-65 Season Total (Western Division) | Second<br>Third<br>Second | -1.5<br>-6.0<br>-5.0   |
| Elizabethton <sup>#</sup>  | Appalachian             | Rookie   | 41-27 (West Division)   | First                     | +7.5                   |
| GCL Twins <sup>+</sup>     | Gulf Coast              | Rookie   | 35-23 (South Division)  | First                     | +8.0                   |
| DSL Twins <sup>@</sup>     | Dominican Summer League | Rookie   | 49-22 (South)   | First                     | +5.0                   |

<sup>^</sup> Chattanooga defeated Montgomery 3-2 to win the Southern League co-Championship.

<sup>&</sup> Ft. Myers lost 0-2 in the Florida State League Semifinals to Palm Beach.

<sup>\*</sup> Cedar Rapids lost 1-2 in the Midwest League Semifinals to Quad Cities.

<sup>#</sup> Elizabethton defeated Pulaski 2-0 to win the Appalachian League Championship.

<sup>+</sup> GCL Twins lost 0-1 in the Gulf Coast League Semifinals to GCL Nationals.

<sup>@</sup> DSL Twins lost 1-2 in the Dominican Summer League Semifinals to DSL Dodgers2.

## TWINS MINOR LEAGUE STADIUMS PLAYING DIMENSIONS & ATTENDANCE FIGURES

| CITY                  | NAME                       | SURFACE | DIMENSIONS |      |      | ATTENDANCE |         |
|-----------------------|----------------------------|---------|------------|------|------|------------|---------|
|                       |                            |         | LF         | CF   | RF   | DATES      | AVERAGE |
| Rochester             | Frontier Field             | Natural | 335'       | 402' | 325' | 445,581    | 68      |
| Chattanooga           | AT&T Field                 | Natural | 330'       | 400' | 325' | 209,948    | 66      |
| Ft. Myers             | Bill Hammond Stadium       | Natural | 330'       | 405' | 330' | 121,438    | 60      |
| Cedar Rapids          | Veterans Memorial Stadium  | Natural | 315'       | 400' | 325' | 166,427    | 70      |
| Elizabethton          | Joe O'Brien Field          | Natural | 339'       | 399' | 322' | 18,746     | 32      |
| Ft. Myers (GCL Twins) | CenturyLink Sports Complex | Natural | 330'       | 405' | 330' |            | 586     |

# 2017 MINOR LEAGUE RECAP



**ROCHESTER (80-62, Triple-A, International League)** — The Red Wings finished tied for second in the International League North Division with a record of 80-62, missing out on a playoff berth on the last day of the season. 26 different players recorded an at-bat for Rochester in 2017, and 44 different players threw a pitch. First baseman Matt Hague finished first in the International League in hits with 149, and the Red Wings had five players finish with double-digit home runs. Catcher Mitch Garver earned postseason All-Star honors at his position with a .291 batting average that ranked eighth in the league and a .541 slugging percentage that ranked second, and Zack Granite became the first Red Wings outfielder since Jason Kubel in 2004 to become a postseason All-Star with a .338 batting average in 71 games and a month of June in which he batted .470. Right-handed pitcher Aaron Slegers led the league in wins (15), and paced the team in innings pitched (148.1) and strikeouts (119). Righty reliever Michael Tonkin had a 1.73 ERA over 41.2 innings, and left-handed starter David Hurlbut finished eighth in the league with a 3.44 ERA.



**CHATTANOOGA (91-49, Double-A, Southern League)** — The Lookouts finished the season atop the Southern League North Division with a league-best record of 91-49. They were crowned co-champions of the league along with the South Division champion Pensacola Blue Wahoos after Hurricane Irma prompted the cancellation of the Southern League Championship Series. Their division series against the Montgomery Biscuits went to a decisive fifth game, where first baseman Jonathan Rodriguez hit a walk-off two-run home run in the ninth inning to give the Lookouts a 3-2 victory. It marked Chattanooga's second championship in three years since becoming a Twins affiliate. First-year skipper Jake Maurer, promoted from Class-A Cedar Rapids after four seasons, earned Manager of the Year honors as the Lookouts collected 15 more wins than any other Southern League club. The pitching staff, led by Fernando Romero (11-9, 3.53) and Felix Jorge (10-3, 3.54), led the league in ERA (3.09) and saves (46). Rodriguez (.309) and outfielder Edgar Corcino (.302) finished second and third in the league, respectively, in batting average, and Rodriguez's 21 home runs tied for second. MLB.com Pipeline's top Twins prospect entering the season, infielder Nick Gordon, tied for the league lead in triples (8) and tied for third in hits (140). LHP Nik Turley, LHP Randy Rosario, LHP Gabriel Moya, RHP Felix Jorge and RHP John Curtiss earned promotions to the big-league club over the course of the season.



**FT. MYERS (75-60, High-A, Florida State League)** — The Miracle finished with the best overall record in the FSL South after a third-place finish in the first half and a first-place second half. They were swept 2-0 in the South Division Playoffs by the Palm Beach Cardinals, falling short in an opportunity to earn a share of the league championship. The Miracle were paced offensively by shortstop Sean Miller (.262, 118 hits) and first baseman Zander Wiel (13 HR, 30 2B, 67 RBI), and outfielder Tanner English stole 29 bases in 33 attempts. Third baseman Chris Paul (.328, 18 2B) and outfielder Max Murphy (.307, 34 RBI) each hit well in half-seasons with the Miracle, and the squad was buoyed by the July arrival of 2017 CBA pick Brent Rooker (.280, 11 HR, 35 RBI in 40 games). Relievers Sam Clay (8-0, 1.38 ERA, 9 SV, 65.0 IP) and Tom Hackimer (4-0, 1.93 ERA, 7 SV, 37.1 IP) enjoyed breakout seasons behind a steady starting staff that included Brady Anderson (6-8, 4.06 ERA), Lewis Thorpe (3-4, 2.69) and Dereck Rodriguez (5-2, 2.51). Clay, Rodriguez, Paul and catcher Brian Navaretto (.210, 11 2B, 18 RBI) received midseason All-Star bids.



**CEDAR RAPIDS (75-65, Low-A, Midwest League)** — The Kernels finished the regular season 75-65 and qualified for the postseason for the fifth consecutive year. In his first season as manager, Tommy Watkins led his team to a sweep of the Kane County Cougars in the first round before falling 2-1 to the Quad Cities River Bandits in the Western Division Championship Series. All-star first baseman Lewin Diaz put together a solid season, leading the team with a .292 batting average and slugging 12 home runs with an organization-best 33 doubles. The left side of the infield featured two more All-Stars, with Travis Blankenhorn (13 home runs, league-and-organization-best 11 triples) at third base and Jermaine Palacios (.320 average, 11 HR in 62 games) at shortstop. Catcher/DH Mitchell Kranson earned an All-Star nomination and mid-season promotion for a first half in which he batted .268 with 15 doubles and 21 RBI. The pitching staff was led by All-Stars Clark Beeker (11-3, 2.03) and Sean Poppen (6-2, 2.90). Aaron Whitefield had a team-best 33 stolen bases on a speedy team that paced the league with 57 triples, and closer Hector Lujan saved 17 games with a 1.33 ERA. Minnesota's first overall draft pick Royce Lewis batted .296 in 18 games after an August promotion from the GCL.



**ELIZABETHTON (41-27, Rookie Advanced, Appalachian League)** — The Elizabethton Twins won their first league title since 2012, sweeping the Pulaski Yankees in the Appalachian League Championship after a 41-27 regular season. Second baseman Jose Miranda had an All-Star summer, tying for the league lead in home runs with 11 and pacing the club with a .283 batting average. 18-year-old shortstop Wander Javier batted .299 in 41 games in his first full season, and first baseman J.J. Robinson hit nine home runs with 36 RBI in 40 games. After an August promotion, outfielder Akil Baddoo batted .357 with three home runs and 15 doubles in 33 games. Starter Edwar Colina (3-5, 3.34) was the team's lone pitching All-Star, but Jovani Moran (3-1, 0.36), Jared Finkel (2-1, 2.18) and Jose Martinez (5-1, 3.34) provided value out of the bullpen. Off the field, the Elizabethton City Council and the Twins organization agreed to an arrangement that will keep Minor League Baseball in the city for at least five more years.

**GCL TWINS (35-23, Rookie, Gulf Coast League)** — The GCL Twins finished first in the GCL South with a record of 35-23, 8.0 games ahead of the GCL Orioles, before falling to the GCL Nationals in the league semifinals. Their offense finished third in home runs (29) and RBI (257) and fifth in batting average (.253) but stole a league-high 88 bases. The pitching staff's 19 saves led the GCL, and they finished sixth in strikeouts (437) and second in batters walked (246). Right-handed starter Carlos Suniaga anchored the pitching staff, going 4-0 with a league-best 1.69 ERA in 11 appearances. Pedro Garcia was one of the GCL's Twins toughest relievers, appearing in 10 games with a 2.59 ERA and tying for the league lead with six wins. Outfielder Alex Robles collected a team-high 59 hits while hitting .324 on the season, and top draft selection Royce Lewis batted .271 with 38 runs scored in 36 games before a late-season promotion. First baseman Benjamin Rodriguez batted .290 and tied for the league lead with 40 RBI.

**DSL TWINS (49-22, Rookie, Dominican Summer League)** — The DSL Twins took first place in the DSL South with a 49-22 record, but fell in the league semifinals to the DSL Dodgers 2. Outfielder Alberoni Nunez led the team with a .352 batting average and 38 RBI in 48 games, infielder Yeltsin Encarnacion hit eight triples with a .318 average, 17-year-old Junior Navas threw 18.2 scoreless innings and Frandy Torres saved 10 games with a 6-0 record and a 0.72 ERA. Infielders Agustin Marte (.299 average) and Estamy Urena (.306) were named All-Stars.



# TRIPLE-A ROCHESTER

## ROCHESTER RED WINGS

International League - Triple-A (15th year)

2017 Record: 80-62 (T2nd in North)

One Morrie Silver Way  
Rochester, New York 14608  
(585) 454-1001  
FAX: (585) 454-1056

President/CEO.....Naomi Silver  
General Manager.....Dan Mason  
Media Relations.....Nate Rowan  
Stadium.....Frontier Field

Capacity.....10,840  
Manager.....Mike Quade  
Pitching Coach.....Stu Cliburn  
Hitting Coach.....Chad Allen  
Trainer.....Larry Bennesse  
Strength and Conditioning Coach.....Tyler Burks

### 2017 ROCHESTER FINAL STATISTICS

| PLAYER               | AVG  | G   | AB    | R   | H    | 2B  | 3B | HR  | RBI    | SF   | SH  | HB  | BB  | SO   | SB  | CS   | E    | OBP  |      |
|----------------------|------|-----|-------|-----|------|-----|----|-----|--------|------|-----|-----|-----|------|-----|------|------|------|------|
| Adrianza, Ehire      | .216 | 10  | 37    | 1   | 8    | 0   | 0  | 0   | 3      | 0    | 1   | 0   | 6   | 11   | 0   | 1    | 0    | .326 |      |
| Berry, Quintin       | .194 | 14  | 36    | 5   | 7    | 1   | 1  | 0   | 0      | 0    | 0   | 0   | 4   | 11   | 1   | 2    | 0    | .275 |      |
| Buxton, Byron        | .417 | 3   | 12    | 3   | 5    | 0   | 0  | 2   | 3      | 0    | 0   | 0   | 1   | 3    | 0   | 0    | 0    | .462 |      |
| Corcino, Edgar       | .224 | 20  | 58    | 2   | 13   | 1   | 1  | 0   | 3      | 0    | 0   | 0   | 1   | 14   | 0   | 0    | 0    | .237 |      |
| Field, Tommy         | .231 | 115 | 402   | 50  | 93   | 29  | 0  | 6   | 32     | 3    | 4   | 8   | 30  | 89   | 4   | 0    | 7    | .296 |      |
| Garver, Mitch        | .291 | 88  | 320   | 56  | 93   | 29  | 0  | 17  | 45     | 1    | 0   | 1   | 50  | 85   | 2   | 0    | 4    | .387 |      |
| Gonzalez, Bengie     | .229 | 67  | 201   | 15  | 46   | 6   | 3  | 0   | 15     | 2    | 1   | 0   | 19  | 34   | 2   | 2    | 3    | .293 |      |
| Goodrum, Niko        | .265 | 127 | 461   | 71  | 122  | 25  | 5  | 13  | 66     | 5    | 1   | 2   | 30  | 119  | 11  | 7    | 11   | .309 |      |
| Granite, Zack        | .338 | 71  | 284   | 46  | 96   | 16  | 4  | 5   | 29     | 0    | 4   | 1   | 24  | 34   | 15  | 6    | 1    | .392 |      |
| Grossman, Robbie     | .143 | 2   | 7     | 2   | 1    | 0   | 0  | 0   | 1      | 0    | 0   | 0   | 2   | 2    | 0   | 0    | 0    | .333 |      |
| Hague, Matt          | .297 | 136 | 502   | 64  | 149  | 30  | 0  | 10  | 65     | 10   | 0   | 6   | 61  | 75   | 8   | 2    | 5    | .373 |      |
| Michael, Levi        | .244 | 12  | 41    | 4   | 10   | 1   | 0  | 1   | 6      | 1    | 0   | 0   | 3   | 11   | 1   | 0    | 1    | .289 |      |
| Murphy, John Ryan    | .222 | 59  | 194   | 21  | 43   | 9   | 0  | 4   | 27     | 2    | 0   | 0   | 22  | 36   | 0   | 0    | 4    | .298 |      |
| Palka, Daniel        | .274 | 84  | 332   | 47  | 91   | 13  | 3  | 11  | 42     | 2    | 0   | 1   | 27  | 80   | 1   | 2    | 3    | .329 |      |
| Park, ByungHo        | .253 | 111 | 419   | 48  | 106  | 22  | 2  | 14  | 60     | 2    | 0   | 6   | 28  | 130  | 0   | 0    | 0    | .308 |      |
| Paulino, Carlos      | .063 | 5   | 16    | 2   | 1    | 0   | 0  | 0   | 0      | 0    | 2   | 0   | 1   | 8    | 0   | 0    | 1    | .118 |      |
| Paulsen, Ben         | .230 | 22  | 74    | 6   | 17   | 6   | 0  | 3   | 12     | 0    | 0   | 0   | 5   | 16   | 0   | 0    | 2    | .278 |      |
| Recker, Anthony      | .286 | 19  | 70    | 9   | 20   | 9   | 0  | 0   | 8      | 2    | 0   | 2   | 4   | 15   | 0   | 0    | 1    | .333 |      |
| Reginato, Leonardo   | .303 | 86  | 277   | 28  | 84   | 15  | 0  | 3   | 38     | 4    | 3   | 1   | 30  | 52   | 0   | 4    | 8    | .369 |      |
| Rodriguez, Jonathan  | .167 | 5   | 18    | 2   | 3    | 0   | 0  | 1   | 2      | 0    | 0   | 1   | 1   | 5    | 0   | 0    | 0    | .250 |      |
| Shuck, J.B.          | .259 | 123 | 424   | 41  | 110  | 26  | 4  | 4   | 37     | 6    | 1   | 3   | 41  | 43   | 4   | 1    | 3    | .325 |      |
| Straussborger, Ryan  | .074 | 11  | 27    | 2   | 2    | 1   | 0  | 0   | 0      | 0    | 0   | 0   | 3   | 11   | 0   | 1    | 0    | .167 |      |
| Vargas, Kennys       | .253 | 51  | 178   | 26  | 45   | 8   | 1  | 9   | 28     | 2    | 0   | 0   | 31  | 53   | 0   | 0    | 0    | .360 |      |
| Vielma, Engelb       | .206 | 87  | 296   | 36  | 61   | 12  | 2  | 0   | 17     | 5    | 1   | 11  | 72  | 2    | 5   | 9    | .233 |      |      |
| Walker, Ryan         | .000 | 2   | 3     | 0   | 0    | 0   | 0  | 0   | 0      | 0    | 0   | 0   | 0   | 0    | 0   | 0    | 0    | .000 |      |
| TEAM TOTAL           | .261 | 142 | 4689  | 587 | 1226 | 259 | 26 | 103 | 541    | 47   | 18  | 33  | 435 | 1009 | 51  | 33   | 72   | .326 |      |
| PITCHER              | W    | L   | ERA   | G   | GS   | CG  | SH | SV  | IP     | H    | R   | ER  | HR  | HB   | BB  | SO   | WP   | BK   | BAA  |
| Bard, Luke           | 0    | 0   | 3.46  | 8   | 0    | 0   | 0  | 0   | 13.0   | 13   | 5   | 5   | 1   | 1    | 4   | 21   | 0    | 0    | .255 |
| Baxendale, D.J.      | 1    | 3   | 2.98  | 29  | 4    | 0   | 0  | 1   | 54.1   | 54   | 24  | 18  | 2   | 1    | 15  | 40   | 4    | 0    | .262 |
| Berrios, Jose        | 3    | 0   | 1.13  | 6   | 6    | 0   | 0  | 0   | 39.2   | 24   | 8   | 5   | 2   | 0    | 8   | 39   | 0    | 0    | .169 |
| Boshers, Buddy       | 0    | 0   | 3.68  | 18  | 0    | 0   | 0  | 0   | 14.2   | 16   | 6   | 6   | 1   | 0    | 8   | 15   | 2    | 0    | .281 |
| Breslow, Craig       | 0    | 0   | 3.38  | 3   | 0    | 0   | 0  | 0   | 2.2    | 1    | 1   | 1   | 0   | 0    | 1   | 2    | 0    | 0    | .111 |
| Busenitz, Alan       | 3    | 0   | 1.78  | 24  | 0    | 0   | 0  | 2   | 35.1   | 19   | 7   | 7   | 0   | 2    | 10  | 39   | 6    | 0    | .161 |
| Chapman, Kevin       | 0    | 1   | 5.56  | 9   | 0    | 0   | 0  | 0   | 11.1   | 13   | 9   | 7   | 0   | 1    | 5   | 14   | 0    | 0    | .283 |
| Chargois, J.T.       | 0    | 0   | 0.00  | 2   | 0    | 0   | 0  | 1   | 2.2    | 1    | 0   | 0   | 0   | 0    | 1   | 2    | 0    | 0    | .125 |
| Colon, Bartolo       | 0    | 1   | 9.82  | 1   | 1    | 0   | 0  | 0   | 3.2    | 4    | 4   | 4   | 1   | 0    | 2   | 5    | 0    | 0    | .267 |
| Curtiss, John        | 0    | 0   | 1.85  | 18  | 0    | 0   | 0  | 6   | 24.1   | 11   | 5   | 5   | 0   | 0    | 10  | 33   | 3    | 0    | .131 |
| Eades, Ryan          | 2    | 0   | 1.13  | 2   | 1    | 0   | 0  | 0   | 8.0    | 6    | 1   | 1   | 0   | 0    | 2   | 9    | 1    | 0    | .207 |
| Enns, Dietrich       | 0    | 1   | 2.31  | 3   | 1    | 1   | 0  | 1   | 11.2   | 13   | 3   | 3   | 2   | 0    | 4   | 9    | 0    | 0    | .289 |
| Fernandez, Raul      | 0    | 0   | 3.72  | 7   | 0    | 0   | 0  | 0   | 9.2    | 11   | 4   | 4   | 2   | 1    | 1   | 6    | 0    | 0    | .289 |
| Gee, Dillon          | 3    | 1   | 2.00  | 5   | 5    | 0   | 0  | 0   | 27.0   | 24   | 6   | 6   | 1   | 3    | 3   | 20   | 0    | 0    | .240 |
| Gibson, Kyle         | 1    | 2   | 2.08  | 3   | 3    | 0   | 0  | 0   | 17.1   | 13   | 4   | 4   | 1   | 0    | 5   | 23   | 0    | 0    | .206 |
| Gonsalves, Stephen   | 1    | 2   | 5.56  | 5   | 4    | 0   | 0  | 0   | 22.2   | 27   | 14  | 14  | 4   | 0    | 8   | 22   | 0    | 0    | .293 |
| Haley, Justin        | 1    | 0   | 3.63  | 5   | 4    | 0   | 0  | 0   | 17.1   | 17   | 8   | 7   | 3   | 0    | 3   | 11   | 1    | 0    | .258 |
| Heston, Chris        | 0    | 3   | 10.00 | 8   | 6    | 0   | 0  | 0   | 27.0   | 56   | 32  | 30  | 8   | 0    | 15  | 12   | 2    | 0    | .448 |
| Hildenberger, Trevor | 2    | 1   | 2.05  | 21  | 0    | 0   | 0  | 6   | 30.2   | 27   | 7   | 7   | 1   | 1    | 8   | 35   | 1    | 0    | .235 |
| Hughes, Phil         | 0    | 0   | 3.00  | 3   | 0    | 0   | 0  | 0   | 3.0    | 3    | 1   | 1   | 1   | 0    | 2   | 1    | 0    | 0    | .250 |
| Hurlbut, David       | 10   | 8   | 3.44  | 23  | 22   | 0   | 0  | 0   | 130.2  | 152  | 58  | 50  | 6   | 1    | 30  | 103  | 4    | 0    | .292 |
| Jorge, Felix         | 0    | 1   | 5.02  | 3   | 3    | 0   | 0  | 0   | 14.1   | 19   | 8   | 8   | 3   | 0    | 3   | 9    | 0    | 0    | .339 |
| Kohn, Michael        | 0    | 1   | 9.00  | 1   | 0    | 0   | 0  | 0   | 1.0    | 1    | 1   | 1   | 1   | 0    | 1   | 1    | 0    | 0    | .333 |
| Mejia, Adalberto     | 1    | 1   | 2.83  | 6   | 6    | 0   | 0  | 0   | 28.2   | 26   | 9   | 9   | 1   | 0    | 6   | 22   | 1    | 0    | .241 |
| Melotakis, Mason     | 2    | 0   | 4.07  | 21  | 0    | 0   | 0  | 1   | 24.1   | 22   | 11  | 11  | 1   | 2    | 12  | 23   | 3    | 0    | .242 |
| Melville, Tim        | 4    | 3   | 2.70  | 11  | 10   | 1   | 0  | 0   | 66.2   | 48   | 21  | 20  | 5   | 5    | 23  | 64   | 2    | 0    | .199 |
| Mickolico, Kam       | 0    | 1   | 4.00  | 7   | 0    | 0   | 0  | 1   | 9.0    | 4    | 4   | 4   | 1   | 0    | 4   | 3    | 1    | 0    | .129 |
| Pino, Yohan          | 0    | 5   | 4.89  | 10  | 5    | 1   | 0  | 0   | 35.0   | 39   | 19  | 19  | 7   | 0    | 7   | 25   | 1    | 0    | .291 |
| Pressly, Ryan        | 2    | 0   | 0.90  | 7   | 0    | 0   | 0  | 4   | 10.0   | 5    | 1   | 1   | 0   | 0    | 5   | 15   | 0    | 0    | .152 |
| Reed, Jake           | 1    | 0   | 2.05  | 22  | 0    | 0   | 0  | 5   | 30.2   | 24   | 7   | 7   | 1   | 2    | 11  | 25   | 4    | 0    | .224 |
| Reginato, Leonardo   | 0    | 0   | 0.00  | 1   | 0    | 0   | 0  | 0   | 2.0    | 0    | 0   | 0   | 0   | 0    | 0   | 1    | 0    | 0    | .000 |
| Rucinski, Drew       | 2    | 6   | 2.57  | 37  | 2    | 0   | 0  | 2   | 63.0   | 54   | 21  | 18  | 3   | 1    | 10  | 57   | 6    | 0    | .231 |
| Santiago, Hector     | 1    | 2   | 5.32  | 7   | 7    | 0   | 0  | 0   | 23.2   | 21   | 16  | 14  | 4   | 1    | 17  | 25   | 1    | 0    | .233 |
| Slegers, Aaron       | 15   | 4   | 3.40  | 24  | 24   | 1   | 1  | 0   | 148.1  | 154  | 59  | 56  | 11  | 2    | 29  | 119  | 6    | 2    | .266 |
| Stewart, Kohl        | 1    | 0   | 7.20  | 1   | 1    | 0   | 0  | 0   | 5.0    | 7    | 4   | 4   | 1   | 1    | 1   | 5    | 1    | 0    | .333 |
| Tepesch, Nick        | 1    | 3   | 5.59  | 6   | 5    | 0   | 0  | 0   | 29.0   | 36   | 24  | 18  | 6   | 1    | 9   | 27   | 0    | 0    | .303 |
| Tonkin, Michael      | 4    | 2   | 1.73  | 31  | 0    | 0   | 0  | 5   | 41.2   | 31   | 8   | 8   | 1   | 4    | 13  | 61   | 0    | 0    | .205 |
| Tracy, Matt          | 2    | 2   | 7.64  | 4   | 3    | 0   | 0  | 0   | 17.2   | 25   | 15  | 15  | 4   | 2    | 8   | 15   | 0    | 0    | .333 |
| Turley, Nik          | 5    | 4   | 2.66  | 18  | 10   | 0   | 0  | 0   | 67.2   | 58   | 24  | 20  | 4   | 2    | 22  | 79   | 4    | 0    | .236 |
| Wheeler, Jason       | 4    | 1   | 4.50  | 8   | 7    | 0   | 0  | 0   | 44.0   | 47   | 25  | 22  | 5   | 0    | 10  | 37   | 1    | 0    | .272 |
| Wilf, Adam           | 1    | 0   | 4.38  | 3   | 2    | 0   | 0  | 0   | 12.1   | 15   | 6   | 6   | 2   | 0    | 3   | 6    | 0    | 0    | .300 |
| Wimmers, Alex        | 7    | 3   | 3.23  | 34  | 0    | 0   | 0  | 7   | 47.1   | 33   | 17  | 17  | 5   | 0    | 11  | 48   | 2    | 0    | .200 |
| TEAM TOTAL           | 80   | 62  | 3.39  | 142 | 142  | 4   | 10 | 42  | 1228.0 | 1174 | 507 | 462 | 102 | 34   | 350 | 1128 | 57   | 2    | .252 |



# DOUBLE-A CHATTANOOGA

## CHATTANOOGA LOOKOUTS

Southern League - Double-A (3rd year)

2017 Record: 91-49 (1st in North)

Southern League co-Champions

201 Power Alley  
Chattanooga, TN 37402  
(423) 267-4849  
FAX: (423) 267-4258

President ..... Rich Mozingo  
Media Relations ..... Dan Koff  
Stadium ..... AT&T Field  
Capacity ..... 6,362

Manager ..... Jake Mauer  
Pitching Coach ..... Ivan Artega  
Hitting Coach ..... Javier Valentine  
Trainer ..... Chris Johnson  
Strength and Conditioning Coach ..... Ryan Grose

### 2017 CHATTANOOGA FINAL STATISTICS

| PLAYER              | AVG         | G          | AB          | R          | H           | 2B         | 3B        | HR        | RBI        | SF        | SH        | HB        | BB         | SO          | SB        | CS        | E         | OBP         |
|---------------------|-------------|------------|-------------|------------|-------------|------------|-----------|-----------|------------|-----------|-----------|-----------|------------|-------------|-----------|-----------|-----------|-------------|
| Corcino, Edgar      | .302        | 102        | 401         | 54         | 121         | 19         | 1         | 6         | 50         | 5         | 1         | 2         | 38         | 66          | 4         | 3         | 1         | .361        |
| English, Tanner     | .129        | 24         | 62          | 11         | 8           | 2          | 1         | 0         | 3          | 1         | 2         | 1         | 8          | 26          | 6         | 1         | 0         | .236        |
| Gamache, Dan        | .206        | 54         | 199         | 16         | 41          | 10         | 2         | 0         | 29         | 2         | 1         | 0         | 23         | 46          | 0         | 0         | 4         | .286        |
| Garcia, Kevin       | .154        | 4          | 13          | 2          | 2           | 0          | 0         | 0         | 1          | 0         | 0         | 0         | 2          | 2           | 0         | 0         | 0         | .267        |
| Gonzalez, Jose      | .156        | 25         | 77          | 9          | 12          | 1          | 0         | 1         | 6          | 1         | 0         | 1         | 9          | 28          | 0         | 1         | 0         | .250        |
| Gordon, Nick        | .270        | 122        | 519         | 80         | 140         | 29         | 8         | 9         | 66         | 2         | 0         | 4         | 53         | 134         | 13        | 7         | 22        | .341        |
| Harrison, Travis    | .178        | 83         | 276         | 34         | 49          | 20         | 1         | 3         | 26         | 2         | 1         | 12        | 44         | 98          | 4         | 2         | 2         | .314        |
| Michael, Levi       | .264        | 88         | 295         | 45         | 78          | 14         | 1         | 6         | 43         | 0         | 1         | 12        | 33         | 85          | 7         | 4         | 2         | .362        |
| Molina, Nelson      | .273        | 3          | 11          | 0          | 3           | 0          | 0         | 0         | 0          | 0         | 0         | 0         | 1          | 2           | 0         | 0         | 3         | .333        |
| Murphy, Max         | .252        | 52         | 206         | 28         | 52          | 13         | 3         | 1         | 28         | 3         | 0         | 3         | 18         | 47          | 0         | 0         | 0         | .317        |
| Navarreto, Brian    | .206        | 29         | 102         | 11         | 21          | 2          | 0         | 2         | 10         | 1         | 2         | 2         | 9          | 18          | 0         | 0         | 3         | .281        |
| Olson, Brian        | .200        | 5          | 15          | 1          | 3           | 1          | 0         | 0         | 1          | 0         | 0         | 2         | 0          | 9           | 0         | 0         | 0         | .294        |
| Paulino, Carlos     | .350        | 26         | 80          | 11         | 28          | 5          | 0         | 0         | 11         | 2         | 1         | 2         | 12         | 12          | 0         | 0         | 2         | .438        |
| Perez, Alex         | .272        | 40         | 125         | 21         | 34          | 5          | 0         | 0         | 11         | 4         | 0         | 3         | 25         | 27          | 0         | 0         | 3         | .395        |
| Rodriguez, Jonathan | .309        | 119        | 434         | 87         | 134         | 31         | 0         | 21        | 76         | 7         | 0         | 3         | 80         | 113         | 2         | 0         | 7         | .414        |
| Rohlfing, Dan       | .142        | 66         | 225         | 21         | 32          | 3          | 1         | 4         | 18         | 2         | 1         | 1         | 22         | 98          | 0         | 0         | 4         | .220        |
| Strausborger, Ryan  | .265        | 30         | 98          | 16         | 26          | 6          | 1         | 1         | 7          | 1         | 0         | 3         | 17         | 34          | 5         | 2         | 0         | .387        |
| Vielma, Engelb      | .286        | 34         | 119         | 7          | 34          | 5          | 0         | 0         | 18         | 3         | 3         | 2         | 14         | 13          | 1         | 3         | 5         | .362        |
| Wade, LaMonte       | .292        | 117        | 424         | 74         | 124         | 22         | 3         | 7         | 67         | 11        | 3         | 5         | 76         | 71          | 9         | 2         | 1         | .397        |
| Walker, Ryan        | .234        | 108        | 376         | 48         | 88          | 13         | 6         | 3         | 35         | 5         | 0         | 4         | 51         | 85          | 12        | 4         | 7         | .328        |
| White, T.J.         | .276        | 96         | 366         | 44         | 101         | 26         | 4         | 14        | 65         | 2         | 0         | 10        | 38         | 84          | 2         | 4         | 10        | .358        |
| Wilkins, Andy       | .254        | 61         | 232         | 39         | 59          | 15         | 0         | 12        | 44         | 3         | 0         | 2         | 37         | 70          | 2         | 0         | 1         | .358        |
| <b>TEAM TOTAL</b>   | <b>.251</b> | <b>140</b> | <b>4659</b> | <b>659</b> | <b>1190</b> | <b>242</b> | <b>32</b> | <b>90</b> | <b>615</b> | <b>57</b> | <b>16</b> | <b>74</b> | <b>610</b> | <b>1171</b> | <b>67</b> | <b>33</b> | <b>90</b> | <b>.347</b> |

| PITCHER            | W         | L         | ERA         | G          | GS         | CG       | SH        | SV        | IP            | H           | R          | ER         | HR        | HB        | BB         | SO          | WP        | BK       | BAA         |
|--------------------|-----------|-----------|-------------|------------|------------|----------|-----------|-----------|---------------|-------------|------------|------------|-----------|-----------|------------|-------------|-----------|----------|-------------|
| Anderson, Nick     | 2         | 1         | 1.07        | 29         | 0          | 0        | 0         | 9         | 33.2          | 19          | 4          | 4          | 0         | 1         | 7          | 37          | 1         | 0        | .165        |
| Bard, Luke         | 4         | 3         | 2.58        | 33         | 0          | 0        | 0         | 5         | 52.1          | 50          | 16         | 15         | 4         | 5         | 20         | 78          | 3         | 0        | .250        |
| Baxendale, D.J.    | 0         | 0         | 1.27        | 6          | 3          | 0        | 0         | 0         | 21.1          | 20          | 4          | 3          | 0         | 0         | 4          | 17          | 0         | 0        | .253        |
| Burdi, Nick        | 2         | 0         | 0.53        | 14         | 0          | 0        | 0         | 1         | 17.0          | 9           | 1          | 1          | 1         | 0         | 4          | 20          | 0         | 0        | .161        |
| Clay, Sam          | 1         | 0         | 15.43       | 3          | 0          | 0        | 0         | 0         | 2.1           | 2           | 4          | 4          | 0         | 0         | 13         | 4           | 2         | 0        | .250        |
| Clemens, Paul      | 3         | 0         | 2.87        | 17         | 8          | 0        | 0         | 2         | 53.1          | 47          | 21         | 17         | 5         | 5         | 23         | 42          | 5         | 0        | .240        |
| Curtiss, John      | 2         | 0         | 0.72        | 21         | 0          | 0        | 0         | 13        | 25.0          | 12          | 3          | 2          | 0         | 0         | 12         | 35          | 3         | 0        | .140        |
| Eades, Ryan        | 4         | 3         | 3.63        | 28         | 8          | 0        | 0         | 0         | 79.1          | 59          | 33         | 32         | 3         | 2         | 31         | 58          | 2         | 0        | .209        |
| Fernandez, Raul    | 3         | 2         | 4.23        | 21         | 0          | 0        | 0         | 1         | 38.1          | 39          | 19         | 18         | 6         | 2         | 23         | 43          | 4         | 0        | .273        |
| Gonsalves, Stephen | 8         | 3         | 2.68        | 15         | 15         | 0        | 0         | 0         | 87.1          | 67          | 28         | 26         | 7         | 4         | 23         | 96          | 5         | 0        | .207        |
| Jay, Tyler         | 0         | 0         | 4.50        | 2          | 0          | 0        | 0         | 0         | 2.0           | 1           | 1          | 1          | 1         | 0         | 3          | 2           | 1         | 0        | .143        |
| Jorge, Felix       | 10        | 3         | 3.54        | 22         | 22         | 0        | 0         | 0         | 134.2         | 142         | 57         | 53         | 11        | 2         | 37         | 99          | 4         | 1        | .273        |
| LeBlanc, Randy     | 5         | 4         | 3.99        | 19         | 11         | 0        | 0         | 0         | 79.0          | 89          | 38         | 35         | 1         | 4         | 24         | 49          | 4         | 0        | .292        |
| Littell, Zack      | 5         | 0         | 2.81        | 7          | 7          | 0        | 0         | 0         | 41.2          | 33          | 16         | 13         | 1         | 5         | 18         | 33          | 3         | 1        | .223        |
| Mclver, Anthony    | 1         | 0         | 0.00        | 3          | 0          | 0        | 0         | 0         | 6.0           | 3           | 0          | 0          | 0         | 0         | 2          | 5           | 0         | 0        | .136        |
| Melotakis, Mason   | 3         | 1         | 2.42        | 21         | 0          | 0        | 0         | 5         | 26.0          | 15          | 9          | 7          | 2         | 1         | 9          | 31          | 2         | 1        | .163        |
| Moya, Gabriel      | 2         | 0         | 0.61        | 13         | 0          | 0        | 0         | 7         | 14.2          | 8           | 1          | 1          | 1         | 0         | 3          | 19          | 0         | 0        | .157        |
| Muren, Alex        | 2         | 0         | 3.00        | 8          | 0          | 0        | 0         | 0         | 15.0          | 16          | 5          | 5          | 2         | 0         | 4          | 13          | 1         | 0        | .281        |
| Murphy, Max        | 1         | 0         | 0.00        | 1          | 0          | 0        | 0         | 0         | 1.0           | 0           | 0          | 0          | 0         | 0         | 1          | 1           | 0         | 0        | .000        |
| Perez, Alex        | 0         | 0         | 0.00        | 1          | 0          | 0        | 0         | 0         | 2.0           | 0           | 0          | 0          | 0         | 0         | 1          | 0           | 0         | 0        | .000        |
| Perkins, Glen      | 0         | 1         | 6.75        | 3          | 0          | 0        | 0         | 0         | 2.2           | 1           | 2          | 2          | 0         | 0         | 3          | 3           | 0         | 0        | .125        |
| Pino, Yohan        | 1         | 1         | 2.57        | 3          | 1          | 0        | 0         | 0         | 7.0           | 5           | 2          | 2          | 1         | 0         | 0          | 8           | 0         | 0        | .200        |
| Reed, Jake         | 1         | 0         | 2.45        | 5          | 0          | 0        | 0         | 1         | 7.1           | 4           | 2          | 2          | 0         | 1         | 6          | 8           | 1         | 0        | .154        |
| Rodriguez, Dereck  | 5         | 4         | 3.94        | 15         | 13         | 0        | 0         | 0         | 75.1          | 74          | 36         | 33         | 9         | 3         | 27         | 62          | 4         | 0        | .255        |
| Romero, Fernando   | 11        | 9         | 3.53        | 24         | 23         | 1        | 1         | 0         | 125.0         | 124         | 59         | 49         | 4         | 10        | 45         | 120         | 4         | 1        | .256        |
| Rosario, Randy     | 1         | 0         | 4.08        | 32         | 0          | 0        | 0         | 1         | 57.1          | 57          | 29         | 26         | 4         | 3         | 23         | 45          | 4         | 0        | .261        |
| Stashak, Cody      | 0         | 0         | 0.00        | 3          | 0          | 0        | 0         | 0         | 6.0           | 4           | 0          | 0          | 0         | 0         | 0          | 10          | 0         | 0        | .190        |
| Steele, Keaton     | 0         | 0         | 1.29        | 4          | 0          | 0        | 0         | 1         | 7.0           | 7           | 3          | 1          | 0         | 0         | 2          | 3           | 1         | 0        | .280        |
| Stewart, Kohl      | 5         | 6         | 4.09        | 16         | 16         | 0        | 0         | 0         | 77.0          | 72          | 41         | 35         | 4         | 4         | 45         | 52          | 13        | 0        | .253        |
| Thorpe, Lewis      | 1         | 0         | 6.00        | 1          | 1          | 0        | 0         | 0         | 6.0           | 5           | 4          | 4          | 2         | 0         | 2          | 7           | 0         | 0        | .217        |
| Tracy, Matt        | 3         | 4         | 4.04        | 13         | 9          | 0        | 0         | 0         | 62.1          | 63          | 34         | 28         | 6         | 2         | 22         | 53          | 0         | 0        | .269        |
| Turley, Nik        | 0         | 1         | 0.37        | 5          | 3          | 1        | 0         | 0         | 24.1          | 6           | 1          | 1          | 0         | 1         | 7          | 45          | 0         | 0        | .078        |
| Van Steensel, Todd | 5         | 3         | 1.38        | 36         | 0          | 0        | 0         | 0         | 58.2          | 42          | 9          | 9          | 0         | 5         | 25         | 59          | 5         | 0        | .207        |
| <b>TEAM TOTAL</b>  | <b>91</b> | <b>49</b> | <b>3.09</b> | <b>140</b> | <b>140</b> | <b>2</b> | <b>15</b> | <b>46</b> | <b>1248.0</b> | <b>1095</b> | <b>482</b> | <b>429</b> | <b>75</b> | <b>60</b> | <b>469</b> | <b>1157</b> | <b>72</b> | <b>4</b> | <b>.237</b> |



# SINGLE-A FT. MYERS

**FT. MYERS MIRACLE**  
Florida State League - Single-A (26th year)  
2017 Record: 75-60 (1st in South)

14400 Six Mile Cypress Parkway  
Ft. Myers, FL 33912  
(239) 768-4210  
FAX: (239) 768-4211

Chief Operation Officer ..... Ben Hemmen  
General Manager ..... Andrew Seymour  
Media Relations ..... Spencer Siegel  
Stadium ..... Hammond Stadium

Capacity ..... 8,730  
Manager ..... Doug Mientkiewicz  
Pitching Coach ..... Henry Bonilla  
Hitting Coach ..... Steve Singleton  
Trainer ..... Alan Rail

## 2017 FT. MYERS FINAL STATISTICS

| PLAYER             | AVG         | G          | AB          | R          | H           | 2B         | 3B        | HR        | RBI        | SF        | SH        | HB        | BB         | SO          | SB        | CS        | E          | OBP         |
|--------------------|-------------|------------|-------------|------------|-------------|------------|-----------|-----------|------------|-----------|-----------|-----------|------------|-------------|-----------|-----------|------------|-------------|
| Adrianza, Ehire    | .400        | 3          | 15          | 5          | 6           | 2          | 0         | 0         | 1          | 0         | 0         | 0         | 0          | 0           | 1         | 0         | 0          | .400        |
| Alvarez, Jhon      | .000        | 1          | 3           | 0          | 0           | 0          | 0         | 0         | 0          | 0         | 0         | 0         | 0          | 0           | 0         | 0         | 0          | .000        |
| Arraez, Luis       | .385        | 3          | 13          | 1          | 5           | 0          | 1         | 0         | 1          | 0         | 0         | 0         | 0          | 0           | 0         | 0         | 0          | .385        |
| Cronin, Joe        | .333        | 1          | 3           | 0          | 1           | 0          | 0         | 0         | 0          | 0         | 0         | 0         | 0          | 1           | 0         | 0         | 0          | .333        |
| Davis, Jaylin      | .237        | 59         | 215         | 26         | 51          | 8          | 2         | 3         | 25         | 2         | 0         | 4         | 12         | 70          | 1         | 1         | 1          | .288        |
| English, Tanner    | .215        | 92         | 298         | 49         | 64          | 16         | 4         | 8         | 42         | 2         | 4         | 10        | 42         | 113         | 29        | 4         | 1          | .330        |
| Garcia, Kevin      | .254        | 58         | 193         | 22         | 49          | 0          | 1         | 0         | 16         | 2         | 2         | 1         | 18         | 22          | 3         | 1         | 2          | .318        |
| Granite, Zack      | .368        | 5          | 19          | 2          | 7           | 1          | 1         | 0         | 1          | 0         | 0         | 0         | 2          | 2           | 3         | 0         | 0          | .429        |
| Hazard, Justin     | .125        | 2          | 8           | 0          | 1           | 0          | 0         | 0         | 0          | 0         | 0         | 0         | 0          | 1           | 0         | 0         | 1          | .125        |
| Hutcheon, Dane     | .000        | 4          | 9           | 0          | 0           | 0          | 0         | 0         | 0          | 0         | 0         | 0         | 0          | 2           | 0         | 0         | 0          | .000        |
| Kennedy, Shane     | .209        | 42         | 139         | 22         | 29          | 5          | 2         | 2         | 14         | 1         | 0         | 3         | 20         | 60          | 10        | 4         | 5          | .319        |
| Kihle, Daniel      | .206        | 44         | 141         | 10         | 29          | 8          | 0         | 4         | 18         | 2         | 0         | 3         | 13         | 39          | 2         | 0         | 1          | .283        |
| Kranson, Mitchell  | .254        | 58         | 213         | 26         | 54          | 8          | 0         | 4         | 27         | 3         | 1         | 2         | 20         | 32          | 0         | 1         | 2          | .319        |
| Lopez, Brandon     | .263        | 59         | 213         | 29         | 56          | 9          | 1         | 0         | 26         | 4         | 3         | 7         | 30         | 56          | 0         | 1         | 4          | .366        |
| Miller, Sean       | .262        | 122        | 451         | 51         | 118         | 17         | 2         | 2         | 38         | 4         | 3         | 3         | 23         | 81          | 3         | 7         | 10         | .299        |
| Molina, Nelson     | .243        | 84         | 284         | 35         | 69          | 8          | 4         | 4         | 33         | 1         | 1         | 3         | 14         | 45          | 4         | 2         | 9          | .285        |
| Montesino, Ariel   | .400        | 2          | 5           | 0          | 2           | 0          | 0         | 0         | 1          | 0         | 0         | 0         | 1          | 1           | 0         | 0         | 0          | .500        |
| Murphy, Max        | .307        | 78         | 300         | 52         | 92          | 16         | 3         | 5         | 34         | 2         | 0         | 12        | 30         | 76          | 9         | 2         | 0          | .390        |
| Navarrete, Brian   | .210        | 65         | 219         | 20         | 46          | 11         | 0         | 2         | 18         | 2         | 2         | 3         | 11         | 45          | 1         | 1         | 3          | .255        |
| Olson, Brian       | .300        | 3          | 10          | 1          | 3           | 0          | 0         | 0         | 0          | 0         | 0         | 0         | 0          | 3           | 0         | 0         | 0          | .300        |
| Palacios, Jermaine | .269        | 62         | 245         | 30         | 66          | 8          | 4         | 2         | 28         | 3         | 2         | 3         | 10         | 53          | 11        | 7         | 9          | .303        |
| Paul, Chris        | .328        | 61         | 238         | 35         | 78          | 18         | 2         | 4         | 32         | 3         | 1         | 7         | 15         | 44          | 1         | 5         | 10         | .380        |
| Perez, Alex        | .252        | 56         | 202         | 26         | 51          | 7          | 1         | 0         | 15         | 0         | 0         | 2         | 26         | 49          | 1         | 3         | 6          | .343        |
| Rooker, Brent      | .280        | 40         | 143         | 23         | 40          | 6          | 0         | 0         | 11         | 35        | 0         | 0         | 3          | 16          | 47        | 0         | 0          | .364        |
| Scoggins, Casey    | .213        | 17         | 61          | 8          | 13          | 3          | 0         | 0         | 4          | 0         | 0         | 0         | 11         | 12          | 3         | 3         | 2          | .333        |
| Strong, Bradley    | .250        | 25         | 92          | 11         | 23          | 4          | 0         | 2         | 10         | 0         | 1         | 0         | 8          | 28          | 5         | 1         | 1          | .310        |
| Valera, Rafael P   | .212        | 42         | 137         | 18         | 29          | 3          | 4         | 1         | 11         | 2         | 2         | 4         | 14         | 38          | 1         | 2         | 4          | .299        |
| Yavva, Trey        | .132        | 32         | 106         | 11         | 14          | 2          | 0         | 1         | 8          | 1         | 0         | 7         | 12         | 31          | 0         | 0         | 2          | .262        |
| Wiel, Zander       | .250        | 128        | 452         | 59         | 113         | 30         | 6         | 13        | 67         | 6         | 0         | 6         | 62         | 104         | 8         | 2         | 14         | .344        |
| <b>TEAM TOTAL</b>  | <b>.251</b> | <b>135</b> | <b>4427</b> | <b>572</b> | <b>1109</b> | <b>190</b> | <b>38</b> | <b>68</b> | <b>505</b> | <b>40</b> | <b>22</b> | <b>83</b> | <b>410</b> | <b>1055</b> | <b>96</b> | <b>47</b> | <b>102</b> | <b>.323</b> |

| PITCHER                 | W         | L         | ERA         | G          | GS         | CG       | SH        | SV        | IP            | H           | R          | ER         | HR        | HB        | BB         | SO          | WP        | BK       | BAA         |
|-------------------------|-----------|-----------|-------------|------------|------------|----------|-----------|-----------|---------------|-------------|------------|------------|-----------|-----------|------------|-------------|-----------|----------|-------------|
| Anderson, Brady         | 6         | 8         | 4.06        | 27         | 18         | 0        | 0         | 0         | 113.0         | 133         | 57         | 51         | 16        | 5         | 25         | 58          | 10        | 0        | .294        |
| Anderson, Chris         | 0         | 1         | 18.90       | 3          | 3          | 0        | 0         | 0         | 10.0          | 29          | 22         | 21         | 2         | 3         | 6          | 8           | 4         | 0        | .527        |
| Anderson, Nick          | 2         | 0         | 0.89        | 15         | 0          | 0        | 0         | 2         | 20.1          | 13          | 2          | 2          | 0         | 0         | 3          | 20          | 2         | 0        | .186        |
| Beeker, Clark           | 1         | 1         | 7.80        | 3          | 3          | 0        | 0         | 0         | 15.0          | 27          | 13         | 13         | 3         | 3         | 6          | 9           | 0         | 0        | .391        |
| Booser, Cam             | 0         | 0         | 3.38        | 3          | 0          | 0        | 0         | 0         | 2.2           | 0           | 1          | 1          | 0         | 2         | 7          | 0           | 0         | 0        | .000        |
| Clay, Sam               | 8         | 0         | 1.38        | 40         | 0          | 0        | 0         | 9         | 65.0          | 42          | 11         | 10         | 0         | 8         | 32         | 63          | 2         | 0        | .190        |
| Del Rosario, Eduardo    | 1         | 2         | 7.04        | 5          | 4          | 0        | 0         | 0         | 23.0          | 21          | 19         | 18         | 4         | 3         | 14         | 11          | 1         | 0        | .247        |
| Drozdz, Jonny           | 1         | 0         | 2.83        | 18         | 0          | 0        | 0         | 3         | 28.2          | 32          | 14         | 9          | 0         | 2         | 8          | 19          | 2         | 0        | .294        |
| Fischer, David          | 4         | 8         | 4.29        | 22         | 15         | 0        | 0         | 0         | 79.2          | 64          | 40         | 38         | 6         | 13        | 55         | 67          | 4         | 0        | .228        |
| Garcia, Kevin           | 0         | 1         | 3.38        | 1          | 0          | 0        | 0         | 0         | 2.2           | 2           | 1          | 1          | 1         | 0         | 1          | 1           | 0         | 0        | .222        |
| Hackimer, Tom           | 4         | 0         | 1.93        | 27         | 0          | 0        | 0         | 7         | 37.1          | 19          | 10         | 8          | 0         | 7         | 19         | 43          | 1         | 0        | .148        |
| Haley, Justin           | 0         | 0         | 0.00        | 1          | 1          | 0        | 0         | 0         | 2.0           | 1           | 0          | 0          | 0         | 0         | 1          | 2           | 0         | 0        | .200        |
| Jay, Tyler              | 3         | 0         | 1.50        | 3          | 0          | 0        | 0         | 0         | 6.0           | 4           | 1          | 1          | 0         | 1         | 0          | 10          | 1         | 0        | .182        |
| Kohn, Michael           | 1         | 0         | 0.00        | 7          | 0          | 0        | 0         | 1         | 7.0           | 5           | 0          | 0          | 0         | 0         | 2          | 10          | 0         | 0        | .192        |
| LeBlanc, Randy          | 2         | 2         | 2.82        | 8          | 8          | 0        | 0         | 0         | 44.2          | 49          | 14         | 14         | 0         | 5         | 11         | 32          | 2         | 0        | .288        |
| Marzi, Anthony          | 0         | 1         | 1.50        | 1          | 1          | 0        | 0         | 0         | 6.0           | 4           | 1          | 1          | 0         | 0         | 2          | 5           | 0         | 0        | .182        |
| McIver, Anthony         | 5         | 2         | 2.26        | 28         | 6          | 0        | 0         | 1         | 63.2          | 73          | 18         | 16         | 0         | 2         | 21         | 50          | 1         | 0        | .285        |
| Muren, Alex             | 2         | 2         | 2.25        | 25         | 0          | 0        | 0         | 4         | 36.0          | 34          | 10         | 9          | 1         | 0         | 10         | 37          | 3         | 0        | .250        |
| Perkins, Glen           | 0         | 0         | 10.12       | 3          | 1          | 0        | 0         | 0         | 2.2           | 4           | 3          | 3          | 1         | 0         | 1          | 4           | 0         | 0        | .333        |
| Poppen, Sean            | 3         | 2         | 3.63        | 11         | 11         | 0        | 0         | 0         | 52.0          | 57          | 23         | 21         | 0         | 3         | 8          | 41          | 2         | 1        | .277        |
| Ramirez, Williams       | 3         | 1         | 2.98        | 39         | 0          | 0        | 0         | 0         | 60.1          | 43          | 20         | 20         | 0         | 5         | 34         | 65          | 7         | 0        | .211        |
| Robinson, Alex          | 4         | 0         | 4.67        | 13         | 0          | 0        | 0         | 0         | 17.1          | 14          | 9          | 9          | 1         | 0         | 13         | 27          | 3         | 0        | .233        |
| Rodriguez, Dereck       | 5         | 2         | 2.51        | 11         | 11         | 1        | 0         | 0         | 68.0          | 59          | 22         | 19         | 7         | 4         | 11         | 59          | 6         | 0        | .238        |
| Rosano, Randy           | 0         | 0         | 0.00        | 2          | 0          | 0        | 0         | 0         | 3.2           | 2           | 0          | 0          | 0         | 1         | 0          | 3           | 0         | 0        | .182        |
| Stashak, Cody           | 3         | 4         | 3.89        | 16         | 16         | 0        | 0         | 0         | 83.1          | 72          | 40         | 36         | 7         | 4         | 20         | 72          | 5         | 0        | .236        |
| Steele, Keaton          | 2         | 6         | 5.24        | 17         | 8          | 0        | 0         | 0         | 56.2          | 75          | 35         | 33         | 5         | 2         | 14         | 30          | 4         | 0        | .323        |
| Theofanopoulos, Michael | 5         | 2         | 3.76        | 37         | 0          | 0        | 0         | 2         | 67.0          | 62          | 28         | 28         | 4         | 3         | 24         | 77          | 4         | 0        | .245        |
| Thorpe, Lewis           | 3         | 4         | 2.69        | 16         | 15         | 0        | 0         | 0         | 77.0          | 62          | 27         | 23         | 3         | 2         | 31         | 84          | 12        | 1        | .225        |
| Vasquez, Andrew         | 3         | 1         | 1.51        | 23         | 0          | 0        | 0         | 2         | 35.2          | 32          | 9          | 6          | 0         | 6         | 11         | 52          | 0         | 0        | .241        |
| Wells, Lachlan          | 4         | 10        | 3.98        | 16         | 14         | 1        | 0         | 0         | 81.1          | 76          | 42         | 36         | 11        | 2         | 19         | 68          | 3         | 0        | .243        |
| <b>TEAM TOTAL</b>       | <b>75</b> | <b>60</b> | <b>3.45</b> | <b>135</b> | <b>135</b> | <b>2</b> | <b>11</b> | <b>31</b> | <b>1167.2</b> | <b>1110</b> | <b>492</b> | <b>447</b> | <b>72</b> | <b>86</b> | <b>409</b> | <b>1027</b> | <b>80</b> | <b>2</b> | <b>.254</b> |



# SINGLE-A CEDAR RAPIDS

## CEDAR RAPIDS KERNELS

Midwest League - Single-A (5th year)

2017 Record: 75-65 (2nd in Western)

950 Rockford Road SW  
Cedar Rapids, Iowa 52404  
(319) 363-3887  
FAX: (319) 363-5631

President ..... Greg Seyfer  
Chief Executive Officer ..... Doug Nelson  
General Manager ..... Scott Wilson  
Media Relations/Play-by-Play Radio ..... Morgan Hawk  
Baseball Communications ..... Andrew Pantini

Stadium ..... Veterans Memorial Stadium  
Capacity ..... 5,300  
Manager ..... Tommy Watkins  
Pitching Coach ..... J.P. Martinez  
Hitting Coach ..... Brian Dinkelmann  
Trainer ..... Stephen Taylor

### 2017 CEDAR RAPIDS FINAL STATISTICS

| PLAYER              | AVG         | G          | AB          | R          | H           | 2B         | 3B        | HR         | RBI        | SF        | SH        | HB        | BB         | SO          | SB        | CS        | E          | OBP         |
|---------------------|-------------|------------|-------------|------------|-------------|------------|-----------|------------|------------|-----------|-----------|-----------|------------|-------------|-----------|-----------|------------|-------------|
| Blankenhorn, Travis | .251        | 118        | 438         | 68         | 110         | 22         | 11        | 13         | 69         | 5         | 1         | 17        | 47         | 119         | 13        | 2         | 14         | .343        |
| Cabbage, Trey       | .224        | 47         | 161         | 12         | 36          | 7          | 1         | 2          | 13         | 2         | 0         | 0         | 15         | 57          | 0         | 2         | 5          | .287        |
| Carrier, Shane      | .239        | 55         | 201         | 16         | 48          | 12         | 0         | 7          | 23         | 0         | 0         | 3         | 7          | 55          | 0         | 1         | 0          | .275        |
| Cavaness, Christian | .240        | 89         | 292         | 37         | 70          | 12         | 8         | 6          | 38         | 2         | 2         | 2         | 32         | 106         | 9         | 9         | 2          | .317        |
| Cronin, Joe         | .195        | 48         | 159         | 23         | 31          | 6          | 2         | 4          | 12         | 1         | 2         | 4         | 27         | 51          | 1         | 2         | 6          | .325        |
| Davis, Jaylin       | .267        | 66         | 251         | 36         | 67          | 13         | 3         | 12         | 41         | 2         | 0         | 3         | 16         | 77          | 9         | 2         | 2          | .316        |
| Diaz, Lewin         | .292        | 122        | 466         | 47         | 136         | 33         | 1         | 12         | 68         | 11        | 0         | 6         | 25         | 80          | 2         | 1         | 13         | .329        |
| Gore, Jordan        | .221        | 27         | 86          | 13         | 19          | 3          | 2         | 1          | 4          | 1         | 0         | 0         | 10         | 33          | 1         | 0         | 3          | .299        |
| Hamilton, Caleb     | .221        | 92         | 307         | 51         | 68          | 18         | 4         | 9          | 42         | 2         | 1         | 3         | 54         | 97          | 3         | 4         | 17         | .342        |
| Jernigan, Andre     | .157        | 16         | 51          | 7          | 8           | 3          | 0         | 1          | 5          | 1         | 1         | 0         | 4          | 23          | 0         | 0         | 2          | .214        |
| Kennedy, Shane      | .250        | 10         | 32          | 3          | 8           | 1          | 0         | 1          | 2          | 0         | 0         | 1         | 9          | 14          | 0         | 0         | 0          | .429        |
| Kerrigan, Jimmy     | .250        | 31         | 124         | 14         | 31          | 2          | 4         | 5          | 20         | 2         | 1         | 3         | 1          | 30          | 1         | 2         | 0          | .269        |
| Kranson, Mitchell   | .268        | 57         | 220         | 24         | 59          | 15         | 1         | 3          | 21         | 0         | 0         | 2         | 14         | 41          | 0         | 0         | 3          | .318        |
| Lewis, Royce        | .296        | 18         | 71          | 16         | 21          | 2          | 1         | 1          | 10         | 1         | 0         | 2         | 6          | 16          | 3         | 1         | 3          | .363        |
| Lopez, Brandon      | .276        | 53         | 185         | 22         | 51          | 4          | 2         | 0          | 13         | 1         | 1         | 2         | 11         | 32          | 1         | 0         | 2          | .322        |
| Marrero, Lean       | .200        | 11         | 40          | 1          | 8           | 1          | 1         | 0          | 2          | 0         | 0         | 0         | 3          | 7           | 1         | 1         | 0          | .256        |
| Minier, Amaury      | .144        | 35         | 118         | 7          | 17          | 7          | 0         | 3          | 16         | 1         | 0         | 3         | 18         | 48          | 0         | 0         | 2          | .271        |
| Montesino, Ariel    | .185        | 45         | 151         | 14         | 28          | 7          | 2         | 0          | 5          | 3         | 3         | 0         | 16         | 40          | 3         | 3         | 9          | .259        |
| Morrison, Hank      | .217        | 53         | 184         | 21         | 40          | 6          | 1         | 4          | 10         | 1         | 0         | 8         | 10         | 41          | 2         | 0         | 2          | .286        |
| Munoz, Gorge        | .240        | 29         | 96          | 8          | 23          | 3          | 1         | 2          | 12         | 1         | 2         | 3         | 5          | 27          | 4         | 2         | 10         | .295        |
| Palacios, Jermaine  | .320        | 62         | 259         | 52         | 83          | 13         | 6         | 11         | 39         | 0         | 0         | 5         | 12         | 46          | 9         | 8         | 10         | .362        |
| Rortvedt, Ben       | .224        | 89         | 308         | 33         | 69          | 16         | 0         | 4          | 30         | 1         | 1         | 4         | 22         | 60          | 1         | 0         | 6          | .284        |
| Whitefield, Aaron   | .262        | 117        | 413         | 66         | 108         | 18         | 6         | 11         | 57         | 8         | 1         | 7         | 31         | 118         | 33        | 9         | 4          | .318        |
| <b>TEAM TOTAL</b>   | <b>.247</b> | <b>140</b> | <b>4613</b> | <b>591</b> | <b>1139</b> | <b>224</b> | <b>57</b> | <b>112</b> | <b>552</b> | <b>46</b> | <b>16</b> | <b>78</b> | <b>395</b> | <b>1218</b> | <b>96</b> | <b>49</b> | <b>135</b> | <b>.314</b> |

| PITCHER              | W         | L         | ERA         | G          | GS         | CG       | SH        | SV        | IP            | H           | R          | ER         | HR        | HB        | BB         | SO          | WP         | BK       | BAA         |
|----------------------|-----------|-----------|-------------|------------|------------|----------|-----------|-----------|---------------|-------------|------------|------------|-----------|-----------|------------|-------------|------------|----------|-------------|
| Anderson, Brady      | 0         | 1         | 1.42        | 2          | 0          | 0        | 0         | 1         | 6.1           | 4           | 1          | 1          | 0         | 0         | 1          | 4           | 1          | 0        | .174        |
| Barnes, Charlie      | 2         | 1         | 3.86        | 6          | 6          | 0        | 0         | 0         | 25.2          | 23          | 12         | 11         | 4         | 1         | 8          | 23          | 3          | 0        | .230        |
| Beardsley, Tyler     | 4         | 9         | 5.38        | 16         | 15         | 1        | 0         | 0         | 85.1          | 99          | 53         | 51         | 9         | 2         | 20         | 43          | 6          | 0        | .292        |
| Beeker, Clark        | 11        | 3         | 2.03        | 20         | 20         | 2        | 2         | 0         | 128.2         | 102         | 34         | 29         | 11        | 9         | 17         | 84          | 0          | 0        | .217        |
| Carlini, Domenick    | 4         | 8         | 5.18        | 17         | 16         | 0        | 0         | 0         | 83.1          | 96          | 56         | 48         | 12        | 5         | 29         | 66          | 9          | 0        | .288        |
| Cordy, Max           | 2         | 4         | 3.54        | 39         | 4          | 0        | 0         | 3         | 68.2          | 56          | 37         | 27         | 3         | 5         | 43         | 67          | 15         | 0        | .225        |
| Cronin, Joe          | 0         | 0         | 9.00        | 1          | 0          | 0        | 0         | 0         | 1.0           | 2           | 1          | 1          | 0         | 0         | 1          | 2           | 1          | 0        | .400        |
| Davis, Colton        | 6         | 3         | 3.43        | 44         | 1          | 0        | 0         | 3         | 63.0          | 51          | 25         | 24         | 4         | 5         | 26         | 60          | 4          | 0        | .222        |
| Del Rosario, Eduardo | 7         | 6         | 4.11        | 23         | 18         | 0        | 0         | 1         | 105.0         | 92          | 49         | 48         | 8         | 5         | 41         | 94          | 10         | 4        | .237        |
| Dobnak, Randy        | 0         | 0         | 2.57        | 1          | 1          | 0        | 0         | 0         | 7.0           | 6           | 2          | 2          | 0         | 0         | 1          | 1           | 0          | 0        | .240        |
| Grogan, Quin         | 0         | 0         | 0.00        | 2          | 0          | 0        | 0         | 1         | 2.1           | 5           | 0          | 0          | 0         | 0         | 1          | 3           | 0          | 0        | .417        |
| Hackimer, Tom        | 3         | 1         | 1.50        | 16         | 0          | 0        | 0         | 6         | 24.0          | 11          | 5          | 4          | 0         | 4         | 3          | 28          | 1          | 0        | .133        |
| Hamilton, Caleb      | 0         | 0         | 0.00        | 1          | 0          | 0        | 0         | 0         | 1.0           | 0           | 0          | 0          | 0         | 0         | 1          | 2           | 0          | 0        | .000        |
| Jax, Griffin         | 2         | 1         | 2.39        | 4          | 4          | 0        | 0         | 0         | 26.1          | 19          | 7          | 7          | 1         | 1         | 7          | 13          | 0          | 0        | .200        |
| Lombana, Logan       | 1         | 2         | 2.60        | 36         | 0          | 0        | 0         | 0         | 65.2          | 57          | 21         | 19         | 4         | 5         | 17         | 55          | 9          | 0        | .238        |
| Lujan, Hector        | 3         | 1         | 1.33        | 42         | 0          | 0        | 0         | 17        | 54.0          | 41          | 15         | 8          | 3         | 2         | 8          | 54          | 1          | 1        | .215        |
| Marzi, Anthony       | 5         | 2         | 1.98        | 9          | 9          | 0        | 0         | 0         | 54.2          | 42          | 16         | 12         | 3         | 8         | 14         | 36          | 2          | 0        | .211        |
| Mason, Ryan          | 1         | 2         | 2.01        | 29         | 0          | 0        | 0         | 0         | 49.1          | 54          | 15         | 11         | 1         | 1         | 11         | 43          | 9          | 0        | .280        |
| McGuff, Patrick      | 3         | 2         | 2.49        | 27         | 1          | 0        | 0         | 1         | 50.2          | 39          | 16         | 14         | 2         | 2         | 19         | 53          | 5          | 0        | .215        |
| Poppen, Sean         | 6         | 2         | 2.90        | 14         | 14         | 0        | 0         | 0         | 87.0          | 76          | 40         | 28         | 5         | 7         | 17         | 81          | 8          | 0        | .226        |
| Robinson, Alex       | 2         | 5         | 2.84        | 28         | 0          | 0        | 0         | 2         | 38.0          | 29          | 12         | 12         | 2         | 2         | 15         | 51          | 5          | 0        | .207        |
| Sammons, Bryan       | 3         | 1         | 3.51        | 6          | 5          | 0        | 0         | 0         | 25.2          | 22          | 13         | 10         | 2         | 0         | 11         | 35          | 4          | 0        | .222        |
| Sanders, Evan        | 2         | 4         | 5.94        | 14         | 5          | 0        | 0         | 0         | 36.1          | 34          | 25         | 24         | 2         | 6         | 30         | 29          | 7          | 0        | .260        |
| Schick, Alex         | 1         | 1         | 6.10        | 2          | 2          | 0        | 0         | 0         | 10.1          | 14          | 7          | 7          | 1         | 0         | 2          | 10          | 3          | 0        | .326        |
| Tillery, Zack        | 0         | 0         | 6.43        | 6          | 0          | 0        | 0         | 0         | 7.0           | 5           | 5          | 5          | 0         | 1         | 14         | 8           | 3          | 0        | .200        |
| Vasquez, Andrew      | 1         | 0         | 1.61        | 14         | 0          | 0        | 0         | 0         | 22.1          | 15          | 4          | 4          | 0         | 1         | 10         | 33          | 1          | 0        | .190        |
| Watson, Tyler        | 1         | 3         | 4.28        | 5          | 5          | 0        | 0         | 0         | 27.1          | 28          | 15         | 13         | 4         | 1         | 8          | 18          | 2          | 0        | .264        |
| Wells, Tyler         | 5         | 3         | 3.11        | 14         | 14         | 0        | 0         | 0         | 75.1          | 63          | 28         | 26         | 6         | 2         | 22         | 92          | 6          | 2        | .221        |
| <b>TEAM TOTAL</b>    | <b>75</b> | <b>65</b> | <b>3.26</b> | <b>140</b> | <b>140</b> | <b>3</b> | <b>16</b> | <b>35</b> | <b>1231.1</b> | <b>1085</b> | <b>514</b> | <b>446</b> | <b>87</b> | <b>75</b> | <b>397</b> | <b>1088</b> | <b>115</b> | <b>7</b> | <b>.236</b> |





# ROOKIE ELIZABETHTON

## ELIZABETHTON TWINS

Appalachian League - Rookie (44th year)

2017 Record: 41-27 (1st in West)

Appalachian League Champions

136 South Sycamore Street

Elizabethton, TN 37643

(423) 547-6441

FAX: (423) 547-6442

President ..... Harold Mains  
General Manager ..... Mike Mains  
Stadium ..... Joe O'Brien Field  
Capacity ..... 2,500

Manager ..... Ray Smith  
Pitching Coach ..... Luis Ramirez  
Hitting Coach ..... Jeff Reed  
Trainer ..... Davey La Croix

## 2017 ELIZABETHTON FINAL STATISTICS

| PLAYER            | AVG         | G         | AB          | R          | H          | 2B         | 3B        | HR        | RBI        | SF        | SH       | HB        | BB         | SO         | SB        | CS        | E         | OBP         |
|-------------------|-------------|-----------|-------------|------------|------------|------------|-----------|-----------|------------|-----------|----------|-----------|------------|------------|-----------|-----------|-----------|-------------|
| Albanese, Matt    | .296        | 39        | 142         | 19         | 42         | 6          | 0         | 3         | 19         | 3         | 0        | 2         | 12         | 40         | 2         | 1         | 1         | .352        |
| Baddoo, Akil      | .357        | 33        | 126         | 39         | 45         | 15         | 2         | 3         | 19         | 1         | 0        | 3         | 27         | 19         | 5         | 4         | 0         | .478        |
| Bechtold, Andrew  | .299        | 43        | 144         | 33         | 43         | 10         | 1         | 2         | 19         | 3         | 0        | 1         | 27         | 40         | 0         | 0         | 6         | .406        |
| Cabbage, Trey     | .240        | 13        | 50          | 10         | 12         | 3          | 1         | 2         | 10         | 0         | 0        | 0         | 11         | 16         | 1         | 0         | 2         | .377        |
| Carrier, Shane    | .348        | 32        | 138         | 19         | 48         | 10         | 0         | 5         | 32         | 1         | 0        | 2         | 1          | 30         | 3         | 2         | 0         | .359        |
| Contreras, Mark   | .275        | 43        | 171         | 27         | 47         | 9          | 2         | 4         | 24         | 2         | 0        | 4         | 8          | 52         | 5         | 1         | 1         | .319        |
| Cosgrove, Andrew  | .221        | 21        | 77          | 9          | 17         | 2          | 0         | 1         | 8          | 0         | 0        | 5         | 6          | 20         | 0         | 0         | 3         | .318        |
| Crites, Carson    | .300        | 38        | 150         | 29         | 45         | 11         | 0         | 4         | 30         | 3         | 0        | 3         | 10         | 28         | 4         | 3         | 6         | .349        |
| Dixon, T.J.       | .259        | 40        | 135         | 25         | 35         | 3          | 2         | 1         | 19         | 1         | 1        | 1         | 20         | 28         | 4         | 6         | 2         | .357        |
| Gore, Jordan      | .389        | 18        | 72          | 14         | 28         | 5          | 0         | 1         | 16         | 0         | 1        | 1         | 6          | 21         | 1         | 0         | 6         | .443        |
| Javier, Wander    | .299        | 41        | 157         | 34         | 47         | 13         | 1         | 4         | 22         | 1         | 0        | 3         | 19         | 49         | 4         | 3         | 16        | .383        |
| Jernigan, Andre   | .000        | 4         | 10          | 0          | 0          | 0          | 0         | 0         | 0          | 1         | 0        | 0         | 3          | 4          | 0         | 0         | 0         | .231        |
| Kendrick, Kolton  | .231        | 35        | 117         | 24         | 27         | 6          | 0         | 4         | 18         | 3         | 0        | 0         | 22         | 45         | 0         | 0         | 1         | .345        |
| Miranda, Jose     | .283        | 54        | 223         | 43         | 63         | 8          | 2         | 11        | 43         | 3         | 0        | 5         | 16         | 24         | 2         | 3         | 8         | .340        |
| Molina, Robert    | .253        | 25        | 83          | 8          | 21         | 3          | 1         | 2         | 12         | 1         | 1        | 0         | 3          | 11         | 0         | 0         | 1         | .276        |
| Montesino, Ariel  | .257        | 35        | 113         | 21         | 29         | 5          | 1         | 3         | 19         | 2         | 0        | 0         | 16         | 18         | 2         | 2         | 7         | .344        |
| Munoz, Gorge      | .289        | 11        | 38          | 6          | 11         | 1          | 0         | 1         | 7          | 0         | 1        | 2         | 1          | 12         | 0         | 0         | 1         | .341        |
| Robinson, J.J.    | .264        | 40        | 148         | 22         | 39         | 3          | 1         | 9         | 36         | 3         | 0        | 6         | 12         | 44         | 1         | 0         | 5         | .337        |
| Rooker, Brent     | .282        | 22        | 85          | 19         | 24         | 5          | 0         | 7         | 17         | 2         | 0        | 1         | 11         | 21         | 2         | 2         | 0         | .364        |
| Silva, Rainis     | .356        | 30        | 101         | 16         | 36         | 4          | 1         | 1         | 7          | 2         | 2        | 1         | 17         | 8          | 1         | 0         | 1         | .446        |
| Waltner, Colton   | .234        | 19        | 64          | 15         | 15         | 5          | 0         | 1         | 9          | 0         | 0        | 1         | 16         | 12         | 2         | 1         | 1         | .395        |
| <b>TEAM TOTAL</b> | <b>.288</b> | <b>68</b> | <b>2344</b> | <b>432</b> | <b>674</b> | <b>127</b> | <b>15</b> | <b>69</b> | <b>387</b> | <b>31</b> | <b>6</b> | <b>41</b> | <b>264</b> | <b>542</b> | <b>39</b> | <b>28</b> | <b>82</b> | <b>.365</b> |

| PITCHER              | W         | L         | ERA         | G         | GS        | CG       | SH       | SV        | IP           | H          | R          | ER         | HR        | HB        | BB         | SO         | WP        | BK       | BAA         |
|----------------------|-----------|-----------|-------------|-----------|-----------|----------|----------|-----------|--------------|------------|------------|------------|-----------|-----------|------------|------------|-----------|----------|-------------|
| Acosta, Melvi        | 5         | 3         | 6.22        | 11        | 9         | 0        | 0        | 1         | 50.2         | 62         | 43         | 35         | 4         | 5         | 20         | 33         | 7         | 0        | .300        |
| Barnes, Charlie      | 2         | 1         | 1.19        | 6         | 5         | 0        | 0        | 0         | 22.2         | 14         | 5          | 3          | 1         | 1         | 10         | 23         | 3         | 1        | .165        |
| Broussard, Christian | 0         | 1         | 6.23        | 4         | 1         | 0        | 0        | 0         | 8.2          | 10         | 6          | 6          | 1         | 0         | 4          | 3          | 2         | 0        | .323        |
| Brown, Nick          | 3         | 1         | 3.93        | 11        | 7         | 0        | 0        | 1         | 50.1         | 49         | 25         | 22         | 8         | 1         | 15         | 54         | 2         | 0        | .259        |
| Clemensia, Taylor    | 1         | 0         | 0.00        | 2         | 0         | 0        | 0        | 0         | 4.2          | 0          | 0          | 0          | 0         | 1         | 2          | 3          | 1         | 0        | .000        |
| Colina, Edwar        | 3         | 5         | 3.34        | 12        | 11        | 0        | 0        | 0         | 59.1         | 48         | 26         | 22         | 6         | 5         | 29         | 56         | 6         | 0        | .219        |
| Dobnak, Randy        | 2         | 0         | 2.39        | 5         | 3         | 0        | 0        | 1         | 26.1         | 19         | 7          | 7          | 3         | 1         | 6          | 22         | 0         | 0        | .198        |
| Faucher, Calvin      | 3         | 0         | 1.23        | 5         | 0         | 0        | 0        | 1         | 7.1          | 4          | 1          | 1          | 1         | 0         | 3          | 13         | 1         | 0        | .148        |
| Finkel, Jared        | 2         | 1         | 2.18        | 17        | 0         | 0        | 0        | 3         | 33.0         | 33         | 13         | 8          | 0         | 1         | 7          | 29         | 1         | 0        | .256        |
| Gamez, Juan          | 1         | 1         | 6.33        | 15        | 0         | 0        | 0        | 2         | 27.0         | 25         | 20         | 19         | 1         | 5         | 16         | 21         | 2         | 1        | .253        |
| Gomez, Moises        | 4         | 1         | 4.99        | 12        | 6         | 0        | 0        | 0         | 48.2         | 49         | 34         | 27         | 6         | 9         | 25         | 51         | 7         | 1        | .261        |
| Graterol, Brusdar    | 2         | 1         | 3.92        | 5         | 5         | 0        | 0        | 0         | 20.2         | 16         | 9          | 9          | 1         | 1         | 9          | 24         | 1         | 0        | .213        |
| Jax, Griffin         | 0         | 1         | 3.86        | 1         | 1         | 0        | 0        | 0         | 4.2          | 6          | 5          | 2          | 1         | 0         | 0          | 7          | 0         | 0        | .300        |
| Lakso, Blair         | 1         | 4         | 7.09        | 16        | 0         | 0        | 0        | 1         | 33.0         | 32         | 27         | 26         | 4         | 2         | 24         | 32         | 6         | 0        | .254        |
| Martinez, Jose       | 5         | 1         | 3.34        | 17        | 0         | 0        | 0        | 0         | 32.1         | 32         | 13         | 12         | 2         | 0         | 7          | 27         | 1         | 0        | .252        |
| Moran, Jovani        | 3         | 1         | 0.36        | 11        | 0         | 0        | 0        | 0         | 24.2         | 12         | 2          | 1          | 1         | 0         | 6          | 45         | 4         | 1        | .145        |
| Ober, Bailey         | 2         | 2         | 3.21        | 6         | 4         | 0        | 0        | 0         | 28.0         | 24         | 10         | 10         | 2         | 2         | 3          | 35         | 2         | 0        | .229        |
| Ramirez, Rickey      | 0         | 0         | 5.52        | 15        | 0         | 0        | 0        | 2         | 29.1         | 26         | 21         | 18         | 2         | 2         | 13         | 21         | 7         | 0        | .234        |
| Sammons, Bryan       | 2         | 0         | 1.46        | 7         | 3         | 0        | 0        | 0         | 24.2         | 14         | 6          | 4          | 1         | 0         | 7          | 31         | 4         | 0        | .161        |
| Suniaga, Carlos      | 0         | 0         | 0.00        | 1         | 0         | 0        | 0        | 0         | 3.1          | 1          | 0          | 0          | 0         | 0         | 0          | 4          | 0         | 0        | .083        |
| Widell, Rylee        | 0         | 2         | 2.43        | 8         | 7         | 0        | 0        | 0         | 29.2         | 25         | 14         | 8          | 1         | 5         | 20         | 41         | 4         | 0        | .229        |
| Ynoa, Huascar        | 0         | 1         | 5.26        | 6         | 6         | 0        | 0        | 0         | 25.2         | 28         | 16         | 15         | 1         | 1         | 14         | 23         | 1         | 0        | .277        |
| <b>TEAM TOTAL</b>    | <b>41</b> | <b>27</b> | <b>3.86</b> | <b>68</b> | <b>68</b> | <b>0</b> | <b>4</b> | <b>12</b> | <b>594.2</b> | <b>529</b> | <b>303</b> | <b>255</b> | <b>47</b> | <b>42</b> | <b>240</b> | <b>598</b> | <b>62</b> | <b>4</b> | <b>.236</b> |



# GULF COAST LEAGUE

## GULF COAST LEAGUE TWINS

Gulf Coast League - Rookie (28th year)

2017 Record: 35-23 (1st in South)

14110 Six Mile Cypress Parkway

Ft. Myers, FL 33912

(239) 533-7640

FAX: (239) 485-2448

Stadium ..... Bill Smith Field at CenturyLink Sports Complex

Manager ..... Ramon Borrego

Pitching Coach ..... Virgil Vasquez

Pitching Coach ..... Cibney Bello

Hitting Coach ..... Toby Gardenhire

Trainer ..... Axel Lopez

## 2017 GCL TWINS FINAL STATISTICS

| PLAYERS              | AVG         | G         | AB          | R          | H          | 2B        | 3B        | HR        | RBI        | SF        | SH       | HB        | BB         | SO         | SB        | CS        | E         | OBP         |
|----------------------|-------------|-----------|-------------|------------|------------|-----------|-----------|-----------|------------|-----------|----------|-----------|------------|------------|-----------|-----------|-----------|-------------|
| Akins, Jared         | .253        | 33        | 99          | 18         | 25         | 5         | 1         | 3         | 16         | 1         | 0        | 1         | 11         | 35         | 5         | 2         | 1         | .330        |
| Alvarez, Jhon        | .205        | 18        | 39          | 3          | 8          | 0         | 0         | 0         | 1          | 0         | 1        | 1         | 7          | 9          | 0         | 0         | 3         | .340        |
| Arias, Jean Carlos   | .298        | 48        | 168         | 30         | 50         | 7         | 4         | 5         | 32         | 0         | 1        | 2         | 14         | 42         | 10        | 3         | 3         | .359        |
| Baddoo, Akil         | .267        | 20        | 75          | 18         | 20         | 4         | 3         | 1         | 10         | 0         | 0        | 2         | 9          | 13         | 4         | 0         | 0         | .360        |
| Burns, Colton        | .282        | 27        | 78          | 14         | 22         | 5         | 0         | 1         | 7          | 0         | 1        | 3         | 16         | 23         | 8         | 3         | 2         | .423        |
| Camacho, Kerby       | .246        | 21        | 61          | 6          | 15         | 5         | 0         | 0         | 10         | 0         | 0        | 0         | 13         | 10         | 3         | 0         | 4         | .378        |
| Cuesto, Darling      | .136        | 7         | 22          | 1          | 3          | 1         | 0         | 0         | 2          | 0         | 0        | 0         | 3          | 6          | 0         | 1         | 1         | .240        |
| De La Torre, Ricky   | .268        | 42        | 153         | 25         | 41         | 3         | 1         | 3         | 12         | 0         | 0        | 1         | 16         | 39         | 5         | 6         | 6         | .341        |
| Grzelakowski, Taylor | .222        | 12        | 36          | 3          | 8          | 2         | 0         | 1         | 7          | 1         | 1        | 0         | 3          | 7          | 1         | 0         | 1         | .275        |
| Herrera, Edgar       | .152        | 12        | 33          | 1          | 5          | 1         | 0         | 0         | 6          | 2         | 0        | 0         | 0          | 7          | 0         | 2         | 0         | .143        |
| Hutcheon, Dane       | .200        | 13        | 30          | 8          | 6          | 1         | 1         | 0         | 7          | 1         | 0        | 1         | 4          | 8          | 1         | 1         | 1         | .306        |
| Kennedy, Shane       | .214        | 5         | 14          | 3          | 3          | 1         | 2         | 0         | 3          | 1         | 0        | 0         | 5          | 3          | 1         | 0         | 0         | .400        |
| Lewis, Royce         | .271        | 36        | 133         | 38         | 36         | 6         | 2         | 3         | 17         | 0         | 0        | 7         | 19         | 17         | 15        | 2         | 4         | .390        |
| Maldonado, Humberto  | .233        | 26        | 73          | 7          | 17         | 6         | 1         | 1         | 10         | 0         | 0        | 1         | 7          | 32         | 0         | 2         | 0         | .309        |
| Morel, Emmanuel      | .260        | 38        | 131         | 29         | 34         | 10        | 0         | 0         | 7          | 0         | 1        | 4         | 15         | 37         | 12        | 4         | 6         | .353        |
| Olson, Brian         | .156        | 11        | 32          | 1          | 5          | 1         | 1         | 0         | 6          | 0         | 0        | 1         | 2          | 7          | 0         | 0         | 1         | .229        |
| Palka, Daniel        | .278        | 6         | 18          | 4          | 5          | 0         | 0         | 1         | 2          | 0         | 0        | 0         | 2          | 1          | 1         | 0         | 0         | .350        |
| Paul, Chris          | .167        | 3         | 12          | 2          | 2          | 1         | 0         | 0         | 0          | 0         | 0        | 0         | 1          | 2          | 0         | 1         | 0         | .231        |
| Robles, Alex         | .324        | 50        | 182         | 30         | 59         | 6         | 0         | 3         | 29         | 2         | 1        | 6         | 8          | 14         | 10        | 4         | 6         | .369        |
| Rodriguez, Benjamin  | .290        | 50        | 162         | 27         | 47         | 11        | 2         | 4         | 40         | 1         | 0        | 8         | 22         | 43         | 4         | 2         | 2         | .399        |
| Salva, Kidany        | .159        | 17        | 44          | 5          | 7          | 1         | 0         | 0         | 0          | 0         | 0        | 0         | 8          | 10         | 2         | 2         | 0         | .288        |
| Tademo, Victor       | .199        | 47        | 151         | 20         | 30         | 4         | 2         | 2         | 22         | 3         | 1        | 3         | 11         | 53         | 5         | 2         | 4         | .262        |
| Tapia, Roni          | .171        | 24        | 82          | 6          | 14         | 6         | 1         | 1         | 11         | 0         | 1        | 2         | 3          | 31         | 1         | 1         | 5         | .218        |
| <b>TEAM TOTAL</b>    | <b>.253</b> | <b>58</b> | <b>1828</b> | <b>299</b> | <b>462</b> | <b>87</b> | <b>21</b> | <b>29</b> | <b>257</b> | <b>12</b> | <b>8</b> | <b>43</b> | <b>199</b> | <b>449</b> | <b>88</b> | <b>38</b> | <b>59</b> | <b>.338</b> |

| PITCHER             | W         | L         | ERA         | G         | GS        | CG       | SH       | SV        | IP           | H          | R          | ER         | HR        | HB        | BB         | SO         | WP        | BK        | BAA         |
|---------------------|-----------|-----------|-------------|-----------|-----------|----------|----------|-----------|--------------|------------|------------|------------|-----------|-----------|------------|------------|-----------|-----------|-------------|
| Balan, Petru        | 1         | 3         | 7.23        | 9         | 5         | 0        | 0        | 1         | 23.2         | 27         | 22         | 19         | 0         | 5         | 19         | 23         | 4         | 1         | .290        |
| Balan, Vadim        | 1         | 1         | 2.31        | 9         | 0         | 0        | 0        | 4         | 11.2         | 9          | 9          | 3          | 0         | 3         | 7          | 9          | 3         | 0         | .205        |
| Balazovic, Jordan   | 1         | 3         | 4.91        | 10        | 3         | 0        | 0        | 0         | 40.1         | 47         | 25         | 22         | 5         | 2         | 20         | 29         | 1         | 0         | .297        |
| Beardsley, Tyler    | 0         | 0         | 0.00        | 2         | 2         | 0        | 0        | 0         | 5.0          | 4          | 0          | 0          | 0         | 1         | 0          | 5          | 2         | 0         | .222        |
| Benninghoff, Tyler  | 0         | 1         | 9.00        | 4         | 4         | 0        | 0        | 0         | 4.0          | 3          | 4          | 4          | 1         | 0         | 4          | 6          | 0         | 0         | .200        |
| Bermudez, Jose      | 2         | 0         | 6.91        | 8         | 0         | 0        | 0        | 0         | 14.1         | 21         | 11         | 11         | 1         | 4         | 9          | 11         | 4         | 0         | .356        |
| Bizzie, Austin      | 1         | 0         | 1.86        | 7         | 2         | 0        | 0        | 0         | 9.2          | 5          | 2          | 2          | 0         | 1         | 3          | 8          | 0         | 0         | .156        |
| Centeno, Henry      | 0         | 1         | 2.89        | 5         | 3         | 0        | 0        | 0         | 9.1          | 6          | 3          | 3          | 0         | 1         | 4          | 8          | 1         | 0         | .182        |
| Clemencia, Taylor   | 1         | 3         | 4.50        | 9         | 4         | 0        | 0        | 0         | 20.0         | 16         | 16         | 10         | 2         | 5         | 25         | 22         | 7         | 2         | .205        |
| Cruz, Amilcar       | 1         | 1         | 4.76        | 12        | 0         | 0        | 0        | 1         | 28.1         | 29         | 16         | 15         | 1         | 5         | 23         | 28         | 4         | 2         | .274        |
| Enlow, Blayne       | 3         | 0         | 1.33        | 6         | 1         | 0        | 0        | 0         | 20.1         | 10         | 4          | 3          | 1         | 2         | 4          | 19         | 0         | 2         | .141        |
| Featherstone, Zach  | 0         | 2         | 2.93        | 12        | 0         | 0        | 0        | 2         | 15.1         | 14         | 9          | 5          | 0         | 2         | 7          | 11         | 4         | 0         | .233        |
| Garcia, Pedro       | 6         | 2         | 2.59        | 10        | 3         | 0        | 0        | 0         | 48.2         | 26         | 15         | 14         | 1         | 8         | 17         | 41         | 7         | 2         | .152        |
| Gerics, David       | 1         | 0         | 14.54       | 5         | 0         | 0        | 0        | 0         | 4.1          | 4          | 8          | 7          | 0         | 3         | 6          | 4          | 3         | 0         | .235        |
| Graterol, Brusdar   | 2         | 0         | 1.40        | 5         | 2         | 0        | 0        | 0         | 19.1         | 10         | 3          | 3          | 1         | 2         | 4          | 21         | 2         | 0         | .152        |
| Haley, Justin       | 0         | 0         | 0.00        | 1         | 1         | 0        | 0        | 0         | 1.0          | 1          | 0          | 0          | 0         | 0         | 0          | 1          | 0         | 0         | .333        |
| Heston, Chris       | 0         | 1         | 5.40        | 1         | 1         | 0        | 0        | 0         | 5.0          | 7          | 3          | 3          | 0         | 0         | 0          | 5          | 0         | 0         | .318        |
| Hutcheon, Dane      | 0         | 0         | 0.00        | 1         | 0         | 0        | 0        | 0         | 0.1          | 0          | 0          | 0          | 0         | 0         | 0          | 1          | 0         | 0         | .000        |
| Jay, Tyler          | 0         | 0         | 4.91        | 3         | 1         | 0        | 0        | 0         | 3.2          | 6          | 4          | 2          | 1         | 0         | 1          | 7          | 0         | 0         | .353        |
| Jones, Matt         | 2         | 1         | 3.94        | 11        | 2         | 0        | 0        | 2         | 32.0         | 29         | 17         | 14         | 0         | 6         | 19         | 19         | 7         | 0         | .242        |
| Jones, Zack         | 0         | 0         | 0.00        | 1         | 1         | 0        | 0        | 0         | 1.0          | 0          | 0          | 0          | 0         | 0         | 0          | 2          | 0         | 0         | .000        |
| Kohn, Michael       | 0         | 0         | 1.80        | 5         | 4         | 0        | 0        | 0         | 5.0          | 2          | 1          | 1          | 0         | 0         | 1          | 7          | 0         | 0         | .125        |
| Leach, Landon       | 2         | 0         | 3.38        | 5         | 2         | 0        | 0        | 0         | 13.1         | 11         | 9          | 5          | 0         | 4         | 6          | 10         | 1         | 0         | .220        |
| Maldonado, Humberto | 0         | 0         | 0.00        | 1         | 0         | 0        | 0        | 0         | 0.1          | 1          | 0          | 0          | 0         | 0         | 0          | 1          | 0         | 0         | .333        |
| Marron, Kevin       | 1         | 0         | 0.54        | 7         | 0         | 0        | 0        | 1         | 16.2         | 14         | 7          | 1          | 0         | 0         | 4          | 17         | 1         | 0         | .219        |
| Mojica, Juan        | 3         | 0         | 7.24        | 8         | 1         | 0        | 0        | 0         | 13.2         | 17         | 12         | 11         | 1         | 2         | 14         | 7          | 4         | 2         | .315        |
| Molina, Derek       | 1         | 0         | 1.08        | 10        | 2         | 0        | 0        | 4         | 16.2         | 12         | 2          | 2          | 0         | 0         | 3          | 21         | 5         | 0         | .203        |
| Perkins, Glen       | 0         | 0         | 0.00        | 2         | 2         | 0        | 0        | 0         | 2.0          | 1          | 0          | 0          | 0         | 0         | 1          | 3          | 0         | 0         | .143        |
| Rosenstein, Joe     | 1         | 1         | 9.00        | 6         | 0         | 0        | 0        | 1         | 9.0          | 10         | 10         | 9          | 0         | 3         | 13         | 4          | 5         | 0         | .303        |
| Schutte, Matz       | 0         | 0         | 9.00        | 6         | 0         | 0        | 0        | 2         | 11.0         | 7          | 13         | 11         | 2         | 3         | 12         | 7          | 1         | 1         | .189        |
| Stashak, Cody       | 1         | 0         | 3.18        | 3         | 0         | 0        | 0        | 0         | 5.2          | 5          | 2          | 2          | 0         | 1         | 0          | 8          | 0         | 0         | .238        |
| Suniaga, Carlos     | 4         | 0         | 1.69        | 11        | 6         | 0        | 0        | 1         | 48.0         | 36         | 11         | 9          | 2         | 6         | 12         | 38         | 4         | 0         | .208        |
| Tepesch, Nick       | 0         | 1         | 11.25       | 3         | 3         | 0        | 0        | 0         | 8.0          | 11         | 10         | 10         | 0         | 2         | 3          | 6          | 1         | 0         | .324        |
| Tracy, Matt         | 0         | 0         | 2.25        | 1         | 1         | 0        | 0        | 0         | 4.0          | 2          | 1          | 1          | 0         | 0         | 0          | 6          | 0         | 0         | .143        |
| Wells, Lachlan      | 0         | 0         | 2.25        | 1         | 1         | 0        | 0        | 0         | 4.0          | 2          | 1          | 1          | 0         | 0         | 0          | 6          | 0         | 0         | .143        |
| Wells, Tyler        | 0         | 2         | 2.63        | 4         | 1         | 0        | 0        | 0         | 13.2         | 10         | 7          | 4          | 0         | 1         | 5          | 16         | 2         | 0         | .200        |
| <b>TEAM TOTAL</b>   | <b>35</b> | <b>23</b> | <b>3.74</b> | <b>58</b> | <b>58</b> | <b>0</b> | <b>5</b> | <b>19</b> | <b>488.1</b> | <b>415</b> | <b>257</b> | <b>203</b> | <b>19</b> | <b>72</b> | <b>246</b> | <b>437</b> | <b>73</b> | <b>12</b> | <b>.229</b> |

# DOMINICAN REPUBLIC BASEBALL ACADEMY

## DOMINICAN SUMMER LEAGUE TWINS

Dominican Summer League  
2017 Record: 49-22 (1st in South)

Academia de Minnesota Twins  
Kilómetro 2 carretera de Jubey  
Boca Chica  
Santo Domingo Este

### 2017 DOMINICAN ACADEMY STAFF

Asdrubal Estrada ..... Manager  
Manuel Santana ..... Pitching Coach  
Jimmy Alvarez ..... Coach  
Leury Bonilla ..... Hitting Coach  
Jairo Rodriguez ..... Coach  
Wladimir Morales ..... Trainer  
Carlos Frias ..... Trainer  
Juan Carlos Pinto ..... Strength & Conditioning Coach  
Fred Guerrero ..... Coordinator of Latin American Scouting  
Luis Lajara ..... Scout - Southwest D.R.  
Eduardo Soriano ..... Scout - Santo Domingo

Manuel Luciano ..... Scout - Santiago  
Eury Luis ..... Scout - Eastern D.R.  
Francisco Solano ..... Academy Administrator  
Carlos Naut ..... Academy Assistant  
Adolfo Perez ..... Clubhouse/Laundry  
Elever ..... Kitchen and Housekeeping Provider  
Cenapac ..... Education Provider  
Berlitz ..... English Language Services Provider

### 2017 DSL FINAL STATISTICS

| PLAYERS              | AVG  | G  | AB   | R   | H   | 2B  | 3B | HR | RBI   | SF  | SH  | HB  | BB  | SO  | SB  | CS  | E   | OBP  |      |
|----------------------|------|----|------|-----|-----|-----|----|----|-------|-----|-----|-----|-----|-----|-----|-----|-----|------|------|
| Calcagno, Mariano    | .239 | 33 | 109  | 19  | 26  | 7   | 0  | 2  | 17    | 2   | 0   | 5   | 14  | 39  | 3   | 3   | 9   | .346 |      |
| Cuesto, Darling      | .286 | 10 | 35   | 7   | 10  | 1   | 0  | 1  | 5     | 0   | 0   | 1   | 2   | 11  | 1   | 0   | 1   | .342 |      |
| De La Cruz, Yeremi   | .286 | 24 | 77   | 12  | 22  | 5   | 1  | 2  | 15    | 1   | 0   | 0   | 9   | 15  | 1   | 4   | 4   | .356 |      |
| Encarnacion, Yeltsin | .318 | 47 | 151  | 29  | 48  | 9   | 8  | 2  | 21    | 0   | 3   | 1   | 22  | 20  | 6   | 5   | 5   | .408 |      |
| Feliz, Jesus         | .248 | 42 | 141  | 19  | 35  | 8   | 5  | 1  | 18    | 0   | 1   | 8   | 6   | 43  | 6   | 5   | 17  | .316 |      |
| Henriquez, Zaino     | .211 | 24 | 76   | 13  | 16  | 1   | 1  | 0  | 7     | 0   | 5   | 2   | 9   | 14  | 1   | 0   | 3   | .310 |      |
| Heredia, Victor      | .257 | 24 | 74   | 10  | 19  | 4   | 0  | 1  | 9     | 1   | 1   | 2   | 10  | 19  | 1   | 0   | 0   | .356 |      |
| Marte, Agustin       | .299 | 45 | 167  | 29  | 50  | 11  | 3  | 1  | 29    | 1   | 2   | 2   | 16  | 43  | 11  | 3   | 11  | .366 |      |
| Martinez, Francisco  | .255 | 39 | 145  | 25  | 37  | 8   | 0  | 3  | 17    | 0   | 0   | 1   | 13  | 56  | 2   | 2   | 4   | .321 |      |
| Martinez, Juan       | .273 | 44 | 139  | 23  | 38  | 10  | 2  | 0  | 24    | 3   | 0   | 4   | 17  | 30  | 1   | 1   | 3   | .362 |      |
| Nunez, Alberoni      | .352 | 48 | 165  | 35  | 58  | 9   | 7  | 3  | 38    | 5   | 0   | 3   | 20  | 35  | 11  | 8   | 1   | .420 |      |
| Perez, Yelson        | .224 | 35 | 107  | 15  | 24  | 2   | 1  | 2  | 18    | 1   | 0   | 4   | 9   | 9   | 2   | 0   | 4   | .306 |      |
| Pimentel, Davinsson  | .242 | 9  | 33   | 6   | 8   | 3   | 0  | 1  | 5     | 0   | 0   | 2   | 5   | 6   | 1   | 0   | 2   | .375 |      |
| Reyes, Felix         | .250 | 36 | 112  | 19  | 28  | 7   | 3  | 1  | 13    | 1   | 1   | 5   | 13  | 47  | 5   | 3   | 4   | .351 |      |
| Salazar, Cesar       | .232 | 30 | 95   | 13  | 22  | 3   | 1  | 0  | 7     | 0   | 1   | 3   | 15  | 30  | 4   | 4   | 2   | .354 |      |
| Santana, Ruben       | .340 | 46 | 159  | 36  | 54  | 10  | 4  | 0  | 18    | 2   | 1   | 5   | 18  | 18  | 6   | 5   | 5   | .418 |      |
| Urena, Estamy        | .306 | 46 | 173  | 32  | 53  | 7   | 3  | 3  | 36    | 5   | 0   | 1   | 19  | 26  | 4   | 4   | 8   | .369 |      |
| Valdez, Wander       | .263 | 49 | 167  | 32  | 44  | 12  | 4  | 1  | 22    | 3   | 0   | 2   | 21  | 37  | 4   | 2   | 12  | .347 |      |
| Vasquez, Samuel      | .301 | 51 | 166  | 44  | 50  | 4   | 3  | 2  | 17    | 0   | 4   | 2   | 24  | 34  | 26  | 12  | 4   | .396 |      |
| TEAM TOTAL           | .280 | 71 | 2291 | 418 | 642 | 121 | 46 | 26 | 336   | 25  | 19  | 53  | 262 | 532 | 96  | 61  | 118 | .364 |      |
| PITCHER              | W    | L  | ERA  | G   | GS  | CG  | SH | SV | IP    | H   | R   | ER  | HR  | HB  | BB  | SO  | WP  | BK   | BAA  |
| Bellorin, Luis       | 4    | 3  | 2.95 | 17  | 3   | 0   | 0  | 0  | 36.2  | 43  | 23  | 12  | 0   | 3   | 18  | 36  | 7   | 0    | .295 |
| Bermudez, Jose       | 0    | 1  | 4.32 | 6   | 0   | 0   | 0  | 1  | 8.1   | 7   | 6   | 4   | 0   | 2   | 2   | 9   | 0   | 0    | .226 |
| Berroa, Prelander    | 2    | 0  | 5.60 | 9   | 3   | 0   | 0  | 0  | 17.2  | 26  | 17  | 11  | 0   | 1   | 11  | 16  | 2   | 0    | .361 |
| Castro, Cristian     | 4    | 2  | 3.97 | 22  | 0   | 0   | 0  | 1  | 34.0  | 25  | 21  | 15  | 0   | 3   | 25  | 37  | 5   | 1    | .214 |
| Cruz, Steven         | 4    | 0  | 3.68 | 16  | 3   | 0   | 0  | 1  | 29.1  | 26  | 14  | 12  | 0   | 2   | 14  | 26  | 3   | 2    | .241 |
| De La Cruz, Luciano  | 0    | 1  | 4.40 | 11  | 0   | 0   | 0  | 2  | 14.1  | 15  | 9   | 7   | 0   | 0   | 5   | 11  | 4   | 1    | .259 |
| Encarnacion, Yeltsin | 0    | 0  | 0.00 | 1   | 0   | 0   | 0  | 0  | 1.0   | 0   | 0   | 0   | 0   | 0   | 0   | 0   | 0   | 0    | .000 |
| Garcia, Yeremi       | 3    | 2  | 5.13 | 18  | 0   | 0   | 0  | 2  | 26.1  | 24  | 26  | 15  | 1   | 4   | 19  | 14  | 7   | 0    | .245 |
| German, Osiris       | 1    | 2  | 3.13 | 15  | 3   | 0   | 0  | 0  | 31.2  | 22  | 14  | 11  | 0   | 6   | 11  | 30  | 2   | 0    | .204 |
| Gil, Luis            | 0    | 2  | 2.59 | 14  | 14  | 0   | 0  | 0  | 41.2  | 31  | 15  | 12  | 2   | 5   | 20  | 49  | 5   | 0    | .205 |
| Gutierrez, Robert    | 3    | 0  | 6.14 | 11  | 0   | 0   | 0  | 1  | 22.0  | 24  | 17  | 15  | 3   | 2   | 14  | 21  | 5   | 0    | .270 |
| Marin, Andriu        | 4    | 1  | 2.02 | 12  | 11  | 1   | 1  | 0  | 49.0  | 48  | 20  | 11  | 1   | 3   | 12  | 46  | 3   | 1    | .261 |
| Mojica, Juan         | 1    | 0  | 3.86 | 6   | 0   | 0   | 0  | 0  | 9.1   | 8   | 5   | 4   | 0   | 0   | 5   | 10  | 6   | 0    | .222 |
| Montero, Michael     | 4    | 1  | 2.78 | 13  | 13  | 1   | 0  | 0  | 58.1  | 44  | 21  | 18  | 3   | 5   | 12  | 64  | 3   | 0    | .208 |
| Navas, Junior        | 4    | 0  | 0.00 | 11  | 2   | 0   | 0  | 2  | 18.2  | 14  | 5   | 0   | 0   | 2   | 10  | 14  | 4   | 0    | .206 |
| Rivas, Elvis         | 2    | 1  | 6.39 | 15  | 0   | 0   | 0  | 2  | 25.1  | 26  | 24  | 18  | 0   | 4   | 23  | 31  | 8   | 0    | .263 |
| Sanchez, Fernando    | 2    | 4  | 7.55 | 21  | 1   | 0   | 0  | 2  | 39.1  | 56  | 38  | 33  | 2   | 6   | 18  | 21  | 5   | 0    | .350 |
| Soto, Frederdi       | 1    | 1  | 1.34 | 15  | 10  | 0   | 0  | 0  | 53.2  | 47  | 12  | 8   | 0   | 1   | 10  | 28  | 2   | 1    | .234 |
| Toledo, Jesus        | 4    | 1  | 2.38 | 14  | 9   | 0   | 0  | 0  | 45.1  | 40  | 14  | 12  | 1   | 8   | 17  | 30  | 5   | 1    | .248 |
| Torres, Frandy       | 6    | 0  | 0.72 | 23  | 0   | 0   | 0  | 10 | 37.2  | 25  | 9   | 3   | 0   | 6   | 13  | 34  | 2   | 0    | .194 |
| Vasquez, Samuel      | 0    | 0  | 0.00 | 2   | 0   | 0   | 0  | 0  | 1.1   | 0   | 0   | 0   | 0   | 0   | 1   | 0   | 0   | 0    | .000 |
| TEAM TOTAL           | 49   | 22 | 3.28 | 71  | 72  | 2   | 5  | 24 | 601.0 | 551 | 310 | 219 | 13  | 63  | 260 | 527 | 78  | 7    | .247 |

# TWINS 2017 MINOR LEAGUE AWARDS

## MINOR LEAGUE PLAYER OF THE MONTH

| MONTH  | NAME               | POS | H  | AB  | AVG  | R  | RBI | 2B | HR | AFFILIATE    |
|--------|--------------------|-----|----|-----|------|----|-----|----|----|--------------|
| April  | Jermaine Palacios  | SS  | 35 | 89  | .393 | 17 | 11  | 3  | 1  | Cedar Rapids |
| May    | Chris Paul         | 3B  | 30 | 94  | .319 | 9  | 8   | 5  | 1  | Fort Myers   |
| June   | Zack Granite       | OF  | 55 | 117 | .470 | 23 | 12  | 11 | 2  | Rochester    |
| July   | Jonathan Rodriguez | 1B  | 44 | 115 | .383 | 28 | 22  | 13 | 6  | Chattanooga  |
| August | Brent Rooker       | LF  | 40 | 143 | .280 | 23 | 35  | 6  | 11 | Fort Myers   |

## MINOR LEAGUE PITCHER OF THE MONTH

| MONTH  | NAME              | W-L-S | ERA  | G/GS  | IP   | H/9 | R | ER | SO/9 | AFFILIATE   |
|--------|-------------------|-------|------|-------|------|-----|---|----|------|-------------|
| April  | Nik Turley        | 0-1-0 | 0.44 | 4/2   | 20.1 | 2.2 | 1 | 1  | 15.9 | Chattanooga |
| May    | Randy Rosario     | 0-0-0 | 0.66 | 6/0   | 13.2 | 2.6 | 3 | 1  | 11.9 | Chattanooga |
| June   | Stephen Gonsalves | 4-1-0 | 2.32 | 5/5   | 31.0 | 5.8 | 8 | 8  | 11.0 | Chattanooga |
| July   | Aaron Slegers     | 5-0-0 | 0.99 | 5/5   | 36.1 | 6.4 | 4 | 4  | 5.4  | Rochester   |
| August | Nick Anderson     | 0-0-0 | 0.00 | 11/11 | 11.1 | 3.9 | 0 | 0  | 7.9  | Chattanooga |

## MINOR LEAGUE PLAYER OF THE WEEK

| WEEK        | NAME               | POS | STATISTICS  | AFFILIATE    |
|-------------|--------------------|-----|---|--------------|
| April 15    | Travis Blankenhorn | 3B  | 7 G, .379 (11-for-29), 5 R, 2 2B, 3 HR, 8 RBI       | Cedar Rapids |
| April 22    | Lachlan Wells      | RHP | 1 G, 1-0, 7.0 IP, 3 H, 0 R, 0 BB, 8 K               | Fort Myers   |
| April 29    | Jermaine Palacios  | SS  | 7 G, .387 (12-for-31), 4 R, 3 3B, 1 HR, 8 RBI       | Cedar Rapids |
| May 6       | Lewin Diaz         | OF  | 5 G, .474 (9-for-19), 3 R, 4 2B, 2 HR, 8 RBI        | Cedar Rapids |
| May 13      | LaMonte Wade       | OF  | 8 G, .440 (11-for-25), 6 R, 2 2B, 1 HR, 5 RBI, 9 BB | Chattanooga  |
| May 20      | Chris Paul         | 3B  | 6 G, .500 (11-for-22), 7 R, 4 2B, 1 HR, 6 RBI       | Fort Myers   |
| May 27      | John Curtiss       | RHP | 3 G, 3 SV, 3.0 IP, 1 H, 0 R, 1 BB, 6 K              | Chattanooga  |
| June 3      | Sean Poppen        | RHP | 2 G, 2-0, 13.1 IP, 8 H, 1 R, 0 ER, 1 BB, 11 K       | Cedar Rapids |
| June 10     | Nik Turley         | RHP | 1 G, 1-0, 6.0 IP, 4 H, 0 R, 2 BB, 15 K              | Rochester    |
| June 17     | Zack Granite       | OF  | 5 G, .526 (10-for-19), 5 R, 5 2B, 3 RBI, 6 BB       | Rochester    |
| June 24     | Tyler Wells        | RHP | 1 G, 1-0, 8.0 IP, 4 H, 1 R, 1 ER, 0 BB, 10 K        | Cedar Rapids |
| July 1      | Trey Cabbage       | LF  | 7 G, .333 (9-for-27), 8 R, 2 2B, 2 HR, 9 RBI, 8 BB  | Elizabethton |
| July 8      | Alex Robinson      | LHP | 3 G, 1 SV, 4.0 IP, 0 H, 0 R, 0 BB, 8 K              | Cedar Rapids |
| July 15     | Tanner English     | OF  | 6 G, .450 (9-for-20), 7 R, 2 3B, 3 HR, 7 RBI, 3 BB  | Fort Myers   |
| July 22     | Jonathan Rodriguez | 1B  | 6 G, .429 (9-for-21), 7 R, 2 2B, 3 HR, 6 RBI, 5 BB  | Chattanooga  |
| July 29     | Fernando Romero    | RHP | 2 G, 2-0, 10.0 IP, 7 H, 1 R, 1 ER, 4 BB, 15 K       | Chattanooga  |
| August 5    | Clark Beeker       | RHP | 2 G, 1-0, 17.2 IP, 9 H, 0 R, 0 BB, 14 K             | Cedar Rapids |
| August 12   | Brent Rooker       | LF  | 6 G, .348 (8-for-23), 4 R, 3 HR, 12 RBI             | Fort Myers   |
| August 19   | Hector Lujan       | LHP | 3 G, 2 SV, 3.0 IP, 1 H, 0 R, 6 K                    | Cedar Rapids |
| August 26   | Leonardo Reginatto | IF  | 7 G, .391 (9-for-23), 4 R, 3 2B, 1 HR, 2 RBI, 3 BB  | Rochester    |
| September 2 | Akil Baddoo        | OF  | 6 G, .348 (7-for-27), 5 R, 2 2B, 1 HR, 4 RBI, 6 BB  | Elizabethton |



## Brent Rooker

Brent Rooker was drafted by the Twins in both 2016 and 2017, agreeing to terms in June as the 35th overall pick after earning SEC Player of the Year at Mississippi State. He rewarded Minnesota's patience by slugging 18 home runs in just 62 games between Elizabethton and Fort Myers in his first professional season.

# TWINS 2017 FIRST-YEAR PLAYER DRAFT

| RD        | PLAYER              | POS | B/T | HT   | WT  | DOB      | HOMETOWN             | SCHOOL                               | SCOUT      |
|-----------|---------------------|-----|-----|------|-----|----------|----------------------|--------------------------------------|------------|
| 1 (1)     | Royce Lewis         | SS  | R/R | 6-1  | 185 | 6/5/99   | Alison Viejo, CA     | JSerra Catholic HS (CA)              | Leavitt    |
| CB-A (35) | Brent Rooker        | OF  | R/R | 6-4  | 220 | 11/1/94  | Germantown, TN       | Mississippi State University         | Dunbar     |
| 2 (37)    | Landon Leach        | RHP | R/R | 6-4  | 205 | 7/12/99  | Pickering, Ont., CAN | Pickering HS (Ont., CAN)             | Burrows    |
| 3 (76)    | Blayne Enlow        | RHP | R/R | 6-3  | 180 | 3/21/99  | St. Amant, LA        | St. Amant HS (LA)                    | Runser     |
| 4 (106)   | Charlie Barnes      | LHP | L/L | 6-1  | 170 | 10/1/95  | Sumter, SC           | Clemson University                   | Moir       |
| 5 (136)   | Andrew Bechtold     | 3B  | R/R | 6-1  | 195 | 4/18/96  | Chadds Ford, PA      | Chipola College (FL)                 | Powell     |
| 6 (166)   | Ricky De La Torre   | SS  | R/R | 6-2  | 175 | 1/21/99  | Juana Díaz, PR       | Puerto Rico Baseball Academy         | Thon       |
| 7 (196)   | Ryley Widell        | LHP | L/L | 6-4  | 205 | 6/1/97   | Haiku, HI            | Central Arizona College              | Williams   |
| 8 (226)   | Bryan Sammons       | LHP | L/L | 6-4  | 225 | 4/27/95  | Wilmington, NC       | Western Carolina University          | Moir       |
| 9 (256)   | Mark Contreras      | OF  | L/R | 6-0  | 185 | 1/24/95  | Moreno Valley, CA    | University of California – Riverside | Leavitt    |
| 10 (286)  | Calvin Faucher      | RHP | R/R | 6-1  | 175 | 9/22/95  | Chula Vista, CA      | University of California – Irvine    | Leavitt    |
| 11 (316)  | Gabriel Rodriguez   | OF  | L/L | 6-2  | 195 | 4/9/99   | Tao Alta, PR         | Adela Rolon Fuentes (PR)             | Thon       |
| 12 (346)  | Bailey Ober         | RHP | R/R | 6-8  | 250 | 7/12/95  | Huntersville, NC     | College of Charleston (SC)           | Moir       |
| 13 (376)  | Jared Akins         | OF  | L/R | 6-3  | 195 | 12/12/96 | Fresno, CA           | Fresno State University (CA)         | Quesada    |
| 14 (406)  | Derek Molina        | RHP | L/R | 6-3  | 195 | 7/27/97  | Atwater, CA          | Merced College (CA)                  | Quesada    |
| 15 (436)  | Rickey Ramirez      | RHP | R/R | 6-0  | 160 | 10/20/96 | Marysville, CA       | Fresno State University (CA)         | Quesada    |
| 16 (466)  | Cade Smith          | RHP | R/R | 6-5  | 220 | 5/9/99   | Abotsford, BC, CAN   | Mennonite Educational Inst. (CAN)    | Burrows    |
| 17 (496)  | Andrew Cosgrove     | C   | R/R | 6-2  | 200 | 7/31/96  | Kirkland, WA         | North Carolina State University      | Moir       |
| 18 (526)  | Colton Burns        | CF  | L/R | 6-3  | 195 | 10/19/95 | Valencia, CA         | U of California – Santa Barbara      | Cameron    |
| 19 (556)  | Jordan Gore         | SS  | R/R | 6-0  | 180 | 8/3/94   | Conway, SC           | Coastal Carolina University (SC)     | Moir       |
| 20 (586)  | Tyler Gray          | RHP | R/R | 6-2  | 185 | 5/21/96  | Fort Smith, AR       | University of Central Arkansas       | DiMercurio |
| 21 (616)  | Colton Waltner      | C   | R/R | 6-1  | 190 | 8/13/95  | Newbury Park, CA     | University of San Diego              | Leavitt    |
| 22 (646)  | Christian Broussard | RHP | R/R | 6-2  | 250 | 10/21/96 | Ramona, CA           | California State U – Los Angeles     | Cameron    |
| 23 (676)  | Jared Finkel        | RHP | R/R | 6-3  | 205 | 4/27/96  | Oradell, NJ          | Iona College (NY)                    | J. Wilson  |
| 24 (706)  | T.J. Dixon          | CF  | L/L | 5-11 | 185 | 10/14/94 | Mobile, AL           | Samford University (AL)              | Powell     |
| 25 (736)  | Carson Crites       | 2B  | R/R | 6-0  | 195 | 1/18/95  | Amarillo, TX         | Southeastern Louisiana University    | Runser     |
| 26 (766)  | Jordan Spicer       | RHP | R/R | 6-3  | 205 | 6/15/97  | Hollywood, FL        | Polk State College (FL)              | Dowdy      |
| 27 (796)  | Chandler Taylor     | RF  | L/L | 6-2  | 220 | 2/7/96   | Montgomery, AL       | University of Alabama                | Powell     |
| 28 (826)  | Joe Record          | RHP | R/R | 6-3  | 225 | 1/12/95  | Placentia, CA        | U of California – Santa Barbara      | Cameron    |
| 29 (856)  | Griffin Roberts     | RHP | R/R | 6-3  | 210 | 6/13/96  | Hartfield, VA        | Wake Forest University (NC)          | Moir       |
| 30 (886)  | Alex Robles         | RHP | R/R | 5-11 | 195 | 7/7/95   | Tucson, AZ           | Austin Peay State University (TN)    | Dunbar     |
| 31 (916)  | Luke Miller         | 3B  | R/R | 6-3  | 195 | 7/17/96  | Muncie, IN           | University of Indiana                | Pohl       |
| 32 (946)  | Nick Brown          | RHP | R/R | 6-1  | 190 | 11/20/94 | Gainesville, VA      | College of William and Mary (VA)     | J. Wilson  |
| 33 (976)  | J.J. Robinson       | 1B  | L/R | 6-4  | 220 | 10/11/92 | Colfax, WA           | Lewis-Clark State College (ID)       | Brown      |
| 34 (1006) | Max Meyer           | RHP | R/R | 6-0  | 170 | 3/12/99  | Woodbury, MN         | Woodbury HS (MN)                     | M. Wilson  |
| 35 (1036) | Adam Oviedo         | SS  | R/R | 6-1  | 190 | 12/21/98 | Grandview, TX        | Alvarado HS (TX)                     | Esposito   |
| 36 (1066) | Josh McMinn         | RHP | R/R | 6-4  | 195 | 4/29/96  | Oklahoma City, OK    | Oral Roberts University (OK)         | DiMercurio |
| 37 (1096) | Patrick Bailey      | C   | S/R | 6-0  | 180 | 5/29/99  | Greensboro, NC       | Wesleyan Christian Academy (NC)      | Moir       |
| 38 (1126) | Benjamin Rodriguez  | 1B  | R/R | 6-6  | 240 | 11/9/94  | Paradise Valley, AZ  | Pepperdine University (CA)           | Cameron    |
| 39 (1156) | Jonathan DeLuca     | CF  | S/R | 5-11 | 180 | 7/10/98  | Agoura Hills, CA     | Agoura HS (CA)                       | Cameron    |
| 40 (1186) | Austin Bizzle       | RHP | R/R | 6-1  | 205 | 3/16/95  | Panama City, FL      | Alabama State University             | Powell     |

**BOLD** indicates signed player

\* The Twins signed 29 players from the 2017 First-Year Player Draft.

## Royce Lewis

Royce Lewis became the third player ever drafted first overall in the First-Year Player Draft by the Minnesota Twins. The previous two were Joe Mauer in 2001 and Tim Lincecum in 1983 (did not sign).





POSTSEASON







# 1965 WORLD SERIES

## TWINS VS. LOS ANGELES DODGERS

| DODGERS:         | AVG         | G        | AB         | R         | H         | 2B        | 3B       | HR       | RBI       | BB        | SO        | SB       |
|------------------|-------------|----------|------------|-----------|-----------|-----------|----------|----------|-----------|-----------|-----------|----------|
| Crawford, ph     | .500        | 2        | 2          | 0         | 1         | 0         | 0        | 0        | 0         | 0         | 1         | 0        |
| Lefebvre, 2b     | .400        | 3        | 10         | 2         | 4         | 0         | 0        | 0        | 0         | 0         | 0         | 0        |
| Fairly, rf       | .379        | 7        | 29         | 7         | 11        | 3         | 0        | 2        | 6         | 0         | 1         | 0        |
| Wills, ss        | .367        | 7        | 30         | 3         | 11        | 3         | 0        | 0        | 3         | 1         | 3         | 3        |
| Osteen, p        | .333        | 3        | 3          | 0         | 1         | 0         | 0        | 0        | 0         | 0         | 0         | 0        |
| Parker, 1b       | .304        | 7        | 23         | 3         | 7         | 0         | 1        | 1        | 2         | 3         | 3         | 2        |
| Johnson, lf      | .296        | 7        | 27         | 3         | 8         | 2         | 0        | 2        | 4         | 1         | 3         | 0        |
| Roseboro, c      | .286        | 7        | 21         | 1         | 6         | 1         | 0        | 0        | 3         | 5         | 3         | 1        |
| W. Davis, cf     | .231        | 7        | 26         | 3         | 6         | 0         | 0        | 0        | 0         | 0         | 2         | 3        |
| Gilliam, 3b      | .214        | 7        | 28         | 2         | 6         | 1         | 0        | 0        | 2         | 1         | 0         | 0        |
| Tracewski, ph-2b | .118        | 6        | 17         | 0         | 2         | 0         | 0        | 0        | 0         | 1         | 5         | 0        |
| Koufax, p        | .111        | 3        | 9          | 0         | 1         | 0         | 0        | 0        | 1         | 1         | 5         | 0        |
| Drysdale, p-ph   | .000        | 3        | 5          | 0         | 0         | 0         | 0        | 0        | 0         | 0         | 4         | 0        |
| Moon, ph         | .000        | 2        | 2          | 0         | 0         | 0         | 0        | 0        | 0         | 0         | 0         | 0        |
| Kennedy, 3b-pr   | .000        | 4        | 1          | 0         | 0         | 0         | 0        | 0        | 0         | 0         | 0         | 0        |
| LeJohn, ph       | .000        | 1        | 1          | 0         | 0         | 0         | 0        | 0        | 0         | 0         | 1         | 0        |
| Miller, p        | .000        | 2        | 0          | 0         | 0         | 0         | 0        | 0        | 0         | 0         | 0         | 0        |
| Perranoski, p    | .000        | 2        | 0          | 0         | 0         | 0         | 0        | 0        | 0         | 0         | 0         | 0        |
| Reed, p          | .000        | 2        | 0          | 0         | 0         | 0         | 0        | 0        | 0         | 0         | 0         | 0        |
| Brewer, p        | .000        | 2        | 0          | 0         | 0         | 0         | 0        | 0        | 0         | 0         | 0         | 0        |
| <b>Totals</b>    | <b>.274</b> | <b>7</b> | <b>234</b> | <b>24</b> | <b>64</b> | <b>10</b> | <b>1</b> | <b>5</b> | <b>21</b> | <b>13</b> | <b>31</b> | <b>9</b> |

| Pitchers:     | W        | L        | ERA         | G         | GS       | CG       | SHO      | SV       | IP          | H         | R         | ER        | BB        | SO        |
|---------------|----------|----------|-------------|-----------|----------|----------|----------|----------|-------------|-----------|-----------|-----------|-----------|-----------|
| Miller        | 0        | 0        | 0.00        | 2         | 0        | 0        | 0        | 1        | 1.1         | 0         | 0         | 0         | 0         | 0         |
| Koufax        | 2        | 1        | 0.38        | 3         | 3        | 2        | 2        | 0        | 24.0        | 13        | 2         | 1         | 5         | 29        |
| Osteen        | 1        | 1        | 0.64        | 2         | 2        | 1        | 1        | 0        | 14.0        | 9         | 2         | 1         | 5         | 4         |
| Drysdale      | 1        | 1        | 3.86        | 2         | 2        | 1        | 0        | 0        | 11.2        | 12        | 9         | 5         | 3         | 15        |
| Brewer        | 0        | 0        | 4.50        | 1         | 0        | 0        | 0        | 0        | 2.0         | 3         | 1         | 1         | 0         | 1         |
| Perranoski    | 0        | 0        | 7.36        | 2         | 0        | 0        | 0        | 0        | 3.2         | 3         | 3         | 3         | 4         | 1         |
| Reed          | 0        | 0        | 8.10        | 2         | 0        | 0        | 0        | 0        | 3.1         | 2         | 3         | 3         | 2         | 4         |
| <b>Totals</b> | <b>4</b> | <b>3</b> | <b>2.10</b> | <b>14</b> | <b>7</b> | <b>4</b> | <b>3</b> | <b>0</b> | <b>60.0</b> | <b>42</b> | <b>20</b> | <b>13</b> | <b>19</b> | <b>54</b> |

| TWINS:            | AVG         | G        | AB         | R         | H         | 2B       | 3B       | HR       | RBI       | BB        | SO        | SB       |
|-------------------|-------------|----------|------------|-----------|-----------|----------|----------|----------|-----------|-----------|-----------|----------|
| Killebrew, 3b     | .286        | 7        | 21         | 2         | 6         | 0        | 0        | 1        | 2         | 6         | 4         | 0        |
| Versalles, ss     | .286        | 7        | 28         | 3         | 8         | 1        | 1        | 1        | 4         | 2         | 7         | 1        |
| Valdespino, lf-ph | .273        | 5        | 11         | 1         | 3         | 1        | 0        | 0        | 0         | 0         | 1         | 0        |
| Grant, p          | .250        | 3        | 8          | 3         | 2         | 1        | 0        | 1        | 3         | 0         | 1         | 0        |
| Nossek, cf-ph     | .200        | 6        | 20         | 0         | 4         | 0        | 0        | 0        | 0         | 0         | 1         | 0        |
| Quilici, 2b       | .200        | 7        | 20         | 2         | 4         | 2        | 0        | 0        | 1         | 4         | 3         | 0        |
| Oliva, rf         | .192        | 7        | 26         | 2         | 5         | 1        | 0        | 1        | 2         | 1         | 6         | 0        |
| Kaat, p           | .167        | 3        | 6          | 0         | 1         | 0        | 0        | 0        | 2         | 0         | 5         | 0        |
| Hall, cf          | .143        | 2        | 7          | 0         | 1         | 0        | 0        | 0        | 0         | 1         | 5         | 0        |
| Mincher, 1b       | .130        | 7        | 23         | 3         | 3         | 0        | 0        | 1        | 1         | 2         | 7         | 0        |
| Allison, lf       | .125        | 5        | 16         | 3         | 2         | 1        | 0        | 1        | 2         | 2         | 9         | 1        |
| Batley, c         | .120        | 7        | 25         | 1         | 3         | 0        | 1        | 0        | 2         | 0         | 5         | 0        |
| Rollins, ph       | .000        | 3        | 2          | 0         | 0         | 0        | 0        | 0        | 0         | 1         | 0         | 0        |
| Zimmerman, c      | .000        | 2        | 1          | 0         | 0         | 0        | 0        | 0        | 0         | 0         | 0         | 0        |
| Pascual, p        | .000        | 1        | 1          | 0         | 0         | 0        | 0        | 0        | 0         | 0         | 0         | 0        |
| Klippstein, p     | .000        | 2        | 0          | 0         | 0         | 0        | 0        | 0        | 0         | 0         | 0         | 0        |
| Merritt, p        | .000        | 2        | 0          | 0         | 0         | 0        | 0        | 0        | 0         | 0         | 0         | 0        |
| Perry, p          | .000        | 2        | 0          | 0         | 0         | 0        | 0        | 0        | 0         | 0         | 0         | 0        |
| Worthington, p    | .000        | 2        | 0          | 0         | 0         | 0        | 0        | 0        | 0         | 0         | 0         | 0        |
| Boswell, p        | .000        | 1        | 0          | 0         | 0         | 0        | 0        | 0        | 0         | 0         | 0         | 0        |
| Pleis, p          | .000        | 1        | 0          | 0         | 0         | 0        | 0        | 0        | 0         | 0         | 0         | 0        |
| <b>Totals</b>     | <b>.195</b> | <b>7</b> | <b>215</b> | <b>20</b> | <b>42</b> | <b>7</b> | <b>2</b> | <b>6</b> | <b>19</b> | <b>19</b> | <b>54</b> | <b>2</b> |

| Pitchers:     | W        | L        | ERA         | G         | GS       | CG       | SHO      | SV       | IP          | H         | R         | ER        | BB        | SO        |
|---------------|----------|----------|-------------|-----------|----------|----------|----------|----------|-------------|-----------|-----------|-----------|-----------|-----------|
| Worthington   | 0        | 0        | 0.00        | 2         | 0        | 0        | 0        | 0        | 4.0         | 2         | 1         | 0         | 2         | 2         |
| Klippstein    | 0        | 0        | 0.00        | 2         | 0        | 0        | 0        | 0        | 2.2         | 2         | 1         | 0         | 2         | 3         |
| Merritt       | 0        | 0        | 2.70        | 2         | 0        | 0        | 0        | 0        | 3.1         | 2         | 1         | 1         | 0         | 1         |
| Grant         | 2        | 1        | 2.74        | 3         | 3        | 2        | 0        | 0        | 23.0        | 22        | 8         | 7         | 2         | 12        |
| Boswell       | 0        | 0        | 3.38        | 1         | 0        | 0        | 0        | 0        | 2.2         | 3         | 1         | 1         | 2         | 3         |
| Kaat          | 1        | 2        | 3.77        | 3         | 3        | 1        | 0        | 0        | 14.1        | 18        | 7         | 6         | 2         | 6         |
| Perry         | 0        | 0        | 4.50        | 2         | 0        | 0        | 0        | 0        | 4.0         | 5         | 2         | 2         | 2         | 4         |
| Pascual       | 0        | 1        | 5.40        | 1         | 1        | 0        | 0        | 0        | 5.0         | 8         | 3         | 3         | 1         | 0         |
| Pleis         | 0        | 0        | 9.00        | 1         | 0        | 0        | 0        | 0        | 1.0         | 2         | 1         | 1         | 0         | 0         |
| <b>Totals</b> | <b>3</b> | <b>4</b> | <b>3.15</b> | <b>17</b> | <b>7</b> | <b>3</b> | <b>0</b> | <b>0</b> | <b>60.0</b> | <b>64</b> | <b>24</b> | <b>21</b> | <b>13</b> | <b>31</b> |

## 1965 WORLD SERIES (CONTINUED)

### GAME 1 Wednesday, October 6 at Minnesota

|  |   |   |   |   |   |   |   |   |   |   |    |   |
|--|---|---|---|---|---|---|---|---|---|---|----|---|
| Los Angeles  | 0 | 1 | 0 | 0 | 0 | 0 | 0 | 1 | — | 2 | 10 | 1 |
| Minnesota  | 0 | 1 | 6 | 0 | 0 | 1 | 0 | 0 | x | 8 | 10 | 0 |
| WP — Grant. LP — Drysdale.                                   |   |   |   |   |   |   |   |   |   |   |    |   |
| Drysdale, Reed (3), Brewer (5), Perranoski (7) and Roseboro. |   |   |   |   |   |   |   |   |   |   |    |   |
| Grant and Battey.  |   |   |   |   |   |   |   |   |   |   |    |   |
| HR — Fairly, Mincher, Versalles. T — 2:29. A — 47,797.       |   |   |   |   |   |   |   |   |   |   |    |   |

### GAME 2 Thursday, October 7 at Minnesota

|  |   |   |   |   |   |   |   |   |   |   |   |   |   |
|--|---|---|---|---|---|---|---|---|---|---|---|---|---|
| Los Angeles                                      | 0 | 0 | 0 | 0 | 0 | 0 | 1 | 0 | 0 | — | 1 | 7 | 3 |
| Minnesota  | 0 | 0 | 0 | 0 | 2 | 1 | 2 | x | — | 5 | 9 | 0 |   |
| WP — Kaat. LP — Koufax.                          |   |   |   |   |   |   |   |   |   |   |   |   |   |
| Koufax, Perranoski (7), Miller (8) and Roseboro. |   |   |   |   |   |   |   |   |   |   |   |   |   |
| Kaat and Battey.                                 |   |   |   |   |   |   |   |   |   |   |   |   |   |
| T — 2:13. A — 48,700.                            |   |   |   |   |   |   |   |   |   |   |   |   |   |

### GAME 3 Saturday, October 9 at Los Angeles

|   |   |   |   |   |   |   |   |   |   |   |   |    |   |
|---|---|---|---|---|---|---|---|---|---|---|---|----|---|
| Minnesota   | 0 | 0 | 0 | 0 | 0 | 0 | 0 | 0 | — | 0 | 5 | 0  |   |
| Los Angeles   | 0 | 0 | 0 | 2 | 1 | 1 | 0 | 0 | x | — | 4 | 10 | 1 |
| WP — Osteen. LP — Pascual.                                      |   |   |   |   |   |   |   |   |   |   |   |    |   |
| Pascual, Merritt (6), Klippstein (8) and Battey, Zimmerman (7). |   |   |   |   |   |   |   |   |   |   |   |    |   |
| Osteen and Roseboro.  |   |   |   |   |   |   |   |   |   |   |   |    |   |
| T — 2:06. A — 55,934.   |   |   |   |   |   |   |   |   |   |   |   |    |   |

### GAME 4 Sunday, October 10 at Los Angeles

|   |   |   |   |   |   |   |   |   |   |   |   |    |   |
|---|---|---|---|---|---|---|---|---|---|---|---|----|---|
| Minnesota   | 0 | 0 | 0 | 1 | 0 | 1 | 0 | 0 | 0 | — | 2 | 5  | 2 |
| Los Angeles   | 1 | 1 | 0 | 1 | 0 | 3 | 0 | 1 | x | — | 7 | 10 | 0 |
| WP — Drysdale. LP — Grant.                                    |   |   |   |   |   |   |   |   |   |   |   |    |   |
| Grant, Worthington (6), Pleis (8) and Battey, Zimmerman (7).  |   |   |   |   |   |   |   |   |   |   |   |    |   |
| Drysdale and Roseboro.  |   |   |   |   |   |   |   |   |   |   |   |    |   |
| HR — Killebrew, Parker, Oliva, Johnson. T — 2:15. A — 55,920. |   |   |   |   |   |   |   |   |   |   |   |    |   |

### GAME 5 Monday, October 11 at Los Angeles

|  |   |   |   |   |   |   |   |   |   |   |   |    |   |
|--|---|---|---|---|---|---|---|---|---|---|---|----|---|
| Minnesota                                | 0 | 0 | 0 | 0 | 0 | 0 | 0 | 0 | — | 0 | 4 | 1  |   |
| Los Angeles                              | 2 | 0 | 2 | 1 | 0 | 0 | 2 | 0 | x | — | 7 | 14 | 0 |
| WP — Koufax. LP — Kaat.                  |   |   |   |   |   |   |   |   |   |   |   |    |   |
| Kaat, Boswell (3), Perry (6) and Battey. |   |   |   |   |   |   |   |   |   |   |   |    |   |
| Koufax and Roseboro.                     |   |   |   |   |   |   |   |   |   |   |   |    |   |
| T — 2:34. A — 55,801.                    |   |   |   |   |   |   |   |   |   |   |   |    |   |

### GAME 6 Wednesday, October 13 at Minnesota

|  |   |   |   |   |   |   |   |   |   |   |   |   |   |
|--|---|---|---|---|---|---|---|---|---|---|---|---|---|
| Los Angeles  | 0 | 0 | 0 | 0 | 0 | 0 | 1 | 0 | 0 | — | 1 | 6 | 1 |
| Minnesota  | 0 | 0 | 0 | 2 | 0 | 3 | 0 | 0 | x | — | 5 | 6 | 1 |
| WP — Grant. LP — Osteen.                           |   |   |   |   |   |   |   |   |   |   |   |   |   |
| Osteen, Reed (6), Miller (8) and Roseboro.         |   |   |   |   |   |   |   |   |   |   |   |   |   |
| Grant and Battey.                                  |   |   |   |   |   |   |   |   |   |   |   |   |   |
| HR — Fairly, Allison, Grant. T — 2:16. A — 49,578. |   |   |   |   |   |   |   |   |   |   |   |   |   |

### GAME 7 Thursday, October 14 at Minnesota

|   |   |   |   |   |   |   |   |   |   |   |   |   |
|---|---|---|---|---|---|---|---|---|---|---|---|---|
| Los Angeles   | 0 | 0 | 0 | 2 | 0 | 0 | 0 | 0 | — | 2 | 7 | 0 |
| Minnesota   | 0 | 0 | 0 | 0 | 0 | 0 | 0 | 0 | — | 0 | 3 | 1 |
| WP — Koufax. LP — Kaat.   |   |   |   |   |   |   |   |   |   |   |   |   |
| Koufax and Roseboro.  |   |   |   |   |   |   |   |   |   |   |   |   |
| Kaat, Worthington (4), Klippstein (6), Merritt (7), Perry (9) and Battey. |   |   |   |   |   |   |   |   |   |   |   |   |
| HR — Johnson. T — 2:27. A — 50,596.                                       |   |   |   |   |   |   |   |   |   |   |   |   |



## 1969 AMERICAN LEAGUE CHAMPIONSHIP SERIES

TWINS VS. BALTIMORE ORIOLES

| ORIOLES:        | AVG  | G | AB   | R  | H  | 2B | 3B  | HR | RBI  | BB | SO | SB |    |    |
|-----------------|------|---|------|----|----|----|-----|----|------|----|----|----|----|----|
| B. Robinson, 3b | .500 | 3 | 14   | 1  | 7  | 1  | 0   | 0  | 0    | 0  | 0  | 0  |    |    |
| Motton, ph      | .500 | 2 | 2    | 0  | 1  | 0  | 0   | 0  | 1    | 0  | 0  | 0  |    |    |
| Blair, cf       | .400 | 3 | 15   | 1  | 6  | 2  | 0   | 1  | 6    | 2  | 2  | 0  |    |    |
| Powell, 1b      | .385 | 3 | 13   | 2  | 5  | 0  | 0   | 1  | 1    | 2  | 0  | 0  |    |    |
| F. Robinson, rf | .333 | 3 | 12   | 1  | 4  | 2  | 0   | 1  | 2    | 3  | 3  | 0  |    |    |
| Buford, lf      | .286 | 3 | 14   | 3  | 4  | 1  | 0   | 0  | 1    | 3  | 0  | 0  |    |    |
| Belanger, ss    | .267 | 3 | 15   | 4  | 4  | 0  | 1   | 1  | 1    | 0  | 0  | 0  |    |    |
| Hendricks, ph-c | .250 | 3 | 8    | 2  | 2  | 2  | 0   | 0  | 3    | 1  | 2  | 0  |    |    |
| Johnson, 2b     | .231 | 3 | 13   | 2  | 3  | 0  | 0   | 0  | 0    | 2  | 1  | 0  |    |    |
| Palmer, p       | .000 | 1 | 5    | 0  | 0  | 0  | 0   | 0  | 0    | 0  | 3  | 0  |    |    |
| Etchebarren, c  | .000 | 2 | 4    | 0  | 0  | 0  | 0   | 0  | 0    | 0  | 0  | 0  |    |    |
| McNally, p      | .000 | 1 | 4    | 0  | 0  | 0  | 0   | 0  | 0    | 0  | 2  | 0  |    |    |
| Cuellar, p      | .000 | 1 | 2    | 0  | 0  | 0  | 0   | 0  | 0    | 0  | 1  | 0  |    |    |
| May, ph         | .000 | 1 | 1    | 0  | 0  | 0  | 0   | 0  | 0    | 0  | 0  | 0  |    |    |
| Salmon, ph      | .000 | 1 | 1    | 0  | 0  | 0  | 0   | 0  | 0    | 0  | 0  | 0  |    |    |
| R. Hall, p      | .000 | 1 | 0    | 0  | 0  | 0  | 0   | 0  | 0    | 0  | 0  | 0  |    |    |
| Lopez, p        | .000 | 1 | 0    | 0  | 0  | 0  | 0   | 0  | 0    | 0  | 0  | 0  |    |    |
| Rettenmund, ph  | .000 | 1 | 0    | 0  | 0  | 0  | 0   | 0  | 0    | 0  | 0  | 0  |    |    |
| Richert, p      | .000 | 1 | 0    | 0  | 0  | 0  | 0   | 0  | 0    | 0  | 0  | 0  |    |    |
| Watt, p         | .000 | 1 | 0    | 0  | 0  | 0  | 0   | 0  | 0    | 0  | 0  | 0  |    |    |
| Totals          | .293 | 3 | 123  | 16 | 36 | 8  | 1   | 4  | 15   | 13 | 14 | 0  |    |    |
| Pitchers:       | W    | L | ERA  | G  | GS | CG | SHO | SV | IP   | H  | R  | ER | BB | SO |
| McNally         | 1    | 0 | 0.00 | 1  | 1  | 1  | 1   | 0  | 11.0 | 3  | 0  | 0  | 0  | 5  |
| Watt            | 0    | 0 | 0.00 | 1  | 0  | 0  | 0   | 0  | 2.0  | 0  | 0  | 0  | 0  | 2  |
| Richert         | 0    | 0 | 0.00 | 1  | 0  | 0  | 0   | 0  | 1.0  | 0  | 0  | 0  | 0  | 2  |
| R. Hall         | 1    | 0 | 0.00 | 1  | 0  | 0  | 0   | 0  | 0.2  | 0  | 0  | 0  | 0  | 1  |
| Lopez           | 0    | 0 | 0.00 | 1  | 0  | 0  | 0   | 0  | 0.1  | 1  | 0  | 0  | 0  | 2  |
| Palmer          | 1    | 0 | 2.00 | 1  | 1  | 1  | 1   | 0  | 9.0  | 10 | 2  | 2  | 2  | 4  |
| Cuellar         | 0    | 0 | 2.25 | 1  | 1  | 0  | 0   | 0  | 8.0  | 3  | 3  | 2  | 1  | 7  |
| Totals          | 3    | 0 | 1.13 | 7  | 3  | 2  | 1   | 0  | 32.0 | 17 | 5  | 4  | 12 | 27 |

## DID YOU Know?

...that when Rick Aguilera pinch-hit for Mark Guthrie in Game 3 of the 1991 World Series, he became the first pitcher to be used in that role since Don Drysdale did so for the Dodgers in Game 2 of the 1965 Series vs. Minnesota.

# 1969 ALCS (CONTINUED)

| TWINS:         | AVG         | G        | AB         | R        | H         | 2B       | 3B       | HR       | RBI      | BB        | SO        | SB       |
|----------------|-------------|----------|------------|----------|-----------|----------|----------|----------|----------|-----------|-----------|----------|
| Nettles, ph    | 1.000       | 1        | 1          | 0        | 1         | 0        | 0        | 0        | 0        | 0         | 0         | 0        |
| Woodson, p     | 1.000       | 1        | 1          | 0        | 1         | 0        | 0        | 0        | 0        | 0         | 0         | 0        |
| Oliva, rf      | .385        | 3        | 13         | 3        | 5         | 2        | 0        | 1        | 2        | 1         | 3         | 1        |
| Roseboro, c    | .200        | 2        | 5          | 0        | 1         | 0        | 0        | 0        | 0        | 0         | 0         | 0        |
| Reese, lb      | .167        | 3        | 12         | 0        | 2         | 0        | 0        | 0        | 2        | 1         | 1         | 0        |
| Uhlender, lf   | .167        | 2        | 6          | 0        | 1         | 0        | 0        | 0        | 0        | 0         | 0         | 0        |
| Cardenas, ss   | .154        | 3        | 13         | 0        | 2         | 0        | 1        | 0        | 0        | 0         | 7         | 0        |
| Mitterwald, c  | .143        | 2        | 7          | 0        | 1         | 0        | 0        | 0        | 0        | 1         | 3         | 0        |
| Killebrew, 3b  | .125        | 3        | 8          | 2        | 1         | 1        | 0        | 0        | 0        | 6         | 2         | 0        |
| Tovar, cf      | .077        | 3        | 13         | 0        | 1         | 0        | 0        | 0        | 0        | 1         | 2         | 1        |
| Carew, 2b      | .071        | 3        | 14         | 0        | 1         | 0        | 0        | 0        | 0        | 1         | 4         | 0        |
| Allison, lf    | .000        | 2        | 8          | 0        | 0         | 0        | 0        | 0        | 1        | 0         | 0         | 0        |
| Boswell, p     | .000        | 1        | 4          | 0        | 0         | 0        | 0        | 0        | 0        | 0         | 4         | 0        |
| Perry, p       | .000        | 1        | 3          | 0        | 0         | 0        | 0        | 0        | 0        | 0         | 1         | 0        |
| Perranoski, p  | .000        | 3        | 1          | 0        | 0         | 0        | 0        | 0        | 0        | 0         | 0         | 0        |
| Renick, ph     | .000        | 1        | 1          | 0        | 0         | 0        | 0        | 0        | 0        | 0         | 0         | 0        |
| Chance, p      | .000        | 1        | 0          | 0        | 0         | 0        | 0        | 0        | 0        | 0         | 0         | 0        |
| Grzenda, p     | .000        | 1        | 0          | 0        | 0         | 0        | 0        | 0        | 0        | 0         | 0         | 0        |
| T. Hall, p     | .000        | 1        | 0          | 0        | 0         | 0        | 0        | 0        | 0        | 0         | 0         | 0        |
| Manuel, ph     | .000        | 1        | 0          | 0        | 0         | 0        | 0        | 0        | 0        | 1         | 0         | 0        |
| Miller, p      | .000        | 1        | 0          | 0        | 0         | 0        | 0        | 0        | 0        | 0         | 0         | 0        |
| Worthington, p | .000        | 1        | 0          | 0        | 0         | 0        | 0        | 0        | 0        | 0         | 0         | 0        |
| <b>Totals</b>  | <b>.155</b> | <b>3</b> | <b>110</b> | <b>5</b> | <b>17</b> | <b>3</b> | <b>1</b> | <b>1</b> | <b>5</b> | <b>12</b> | <b>27</b> | <b>2</b> |

| Pitchers:     | W        | L        | ERA         | G         | GS       | CG       | SHO      | SV       | IP          | H         | R         | ER        | BB        | SO        |
|---------------|----------|----------|-------------|-----------|----------|----------|----------|----------|-------------|-----------|-----------|-----------|-----------|-----------|
| Grzenda       | 0        | 0        | 0.00        | 1         | 0        | 0        | 0        | 0        | 0.2         | 0         | 0         | 0         | 0         | 0         |
| T. Hall       | 0        | 0        | 0.00        | 1         | 0        | 0        | 0        | 0        | 0.2         | 0         | 0         | 0         | 0         | 0         |
| Boswell       | 0        | 1        | 0.84        | 1         | 1        | 0        | 0        | 0        | 10.2        | 7         | 1         | 1         | 7         | 4         |
| Perry         | 0        | 0        | 3.38        | 1         | 1        | 0        | 0        | 0        | 8.0         | 6         | 3         | 3         | 3         | 3         |
| Miller        | 0        | 1        | 5.40        | 1         | 1        | 0        | 0        | 0        | 1.2         | 5         | 3         | 1         | 0         | 0         |
| Perranoski    | 0        | 1        | 5.79        | 3         | 0        | 0        | 0        | 0        | 4.2         | 8         | 3         | 3         | 0         | 2         |
| Worthington   | 0        | 0        | 6.75        | 1         | 0        | 0        | 0        | 0        | 1.1         | 3         | 1         | 1         | 0         | 1         |
| Woodson       | 0        | 0        | 10.80       | 1         | 0        | 0        | 0        | 0        | 1.2         | 3         | 2         | 2         | 3         | 2         |
| Chance        | 0        | 0        | 13.50       | 1         | 0        | 0        | 0        | 0        | 2.0         | 4         | 3         | 3         | 0         | 2         |
| <b>Totals</b> | <b>0</b> | <b>3</b> | <b>4.02</b> | <b>11</b> | <b>3</b> | <b>0</b> | <b>0</b> | <b>0</b> | <b>31.1</b> | <b>36</b> | <b>16</b> | <b>14</b> | <b>13</b> | <b>14</b> |

## GAME 1 Saturday, October 4 at Baltimore

|  |   |   |   |   |   |   |   |   |   |   |   |   |   |   |    |
|--|---|---|---|---|---|---|---|---|---|---|---|---|---|---|----|
| Minnesota  | 0 | 0 | 0 | 0 | 1 | 0 | 2 | 0 | 0 | 0 | 0 | — | 3 | 4 | 2  |
| Baltimore  | 0 | 0 | 0 | 1 | 1 | 0 | 0 | 0 | 1 | 0 | 0 | 1 | — | 4 | 10 |
| WP —Hall. LP —Perranoski.  |   |   |   |   |   |   |   |   |   |   |   |   |   |   |    |
| Perry, Perranoski (9) and Mitterwald, Roseboro (12).                                       |   |   |   |   |   |   |   |   |   |   |   |   |   |   |    |
| Cuellar, Richert (9), Watt (10), Lopez (12), R. Hall (12) and Hendricks, Etchebarren (10). |   |   |   |   |   |   |   |   |   |   |   |   |   |   |    |
| HR —F. Robinson, Belanger, Oliva, Powell.  |   |   |   |   |   |   |   |   |   |   |   |   |   |   |    |
| T —3:29. A —39,324.  |   |   |   |   |   |   |   |   |   |   |   |   |   |   |    |

## GAME 3 Monday, October 6 at Minnesota

|  |   |   |   |   |   |   |   |   |   |   |    |    |   |
|--|---|---|---|---|---|---|---|---|---|---|----|----|---|
| Baltimore  | 0 | 3 | 0 | 2 | 0 | 1 | 0 | 2 | 3 | — | 11 | 18 | 0 |
| Minnesota  | 1 | 0 | 0 | 0 | 1 | 0 | 0 | 0 | 0 | — | 2  | 10 | 2 |
| WP —Palmer. LP —Miller.  |   |   |   |   |   |   |   |   |   |   |    |    |   |
| Palmer and Hendricks.  |   |   |   |   |   |   |   |   |   |   |    |    |   |
| Miller, Woodson (2), T. Hall (4), Worthington (5), Grzenda (6), Chance (7), Perranoski (9) and Roseboro. |   |   |   |   |   |   |   |   |   |   |    |    |   |
| HR —Blair. T —2:48. A —32 735.   |   |   |   |   |   |   |   |   |   |   |    |    |   |

## GAME 2 Sunday, October 5 at Baltimore

|  |   |   |   |   |   |   |   |   |   |   |   |   |   |
|--|---|---|---|---|---|---|---|---|---|---|---|---|---|
| Minnesota                                | 0 | 0 | 0 | 0 | 0 | 0 | 0 | 0 | 0 | — | 0 | 3 | 1 |
| Baltimore                                | 0 | 0 | 0 | 0 | 0 | 0 | 0 | 0 | 1 | — | 1 | 8 | 0 |
| WP —McNally. LP —Boswell.                |   |   |   |   |   |   |   |   |   |   |   |   |   |
| Boswell, Perranoski (11) and Mitterwald. |   |   |   |   |   |   |   |   |   |   |   |   |   |
| McNally and Etchebarren, Hendricks (10). |   |   |   |   |   |   |   |   |   |   |   |   |   |
| T —3:17. A —41.704.                      |   |   |   |   |   |   |   |   |   |   |   |   |   |





# 1970 AMERICAN LEAGUE CHAMPIONSHIP SERIES

TWINS VS. BALTIMORE ORIOLES

| ORIOLES:        | AVG  | G | AB    | R  | H  | 2B | 3B  | HR | RBI  | BB | SO | SB |    |    |
|-----------------|------|---|-------|----|----|----|-----|----|------|----|----|----|----|----|
| B. Robinson, 3b | .583 | 3 | 12    | 3  | 7  | 2  | 0   | 0  | 1    | 0  | 1  | 0  |    |    |
| Cuellar, p      | .500 | 1 | 2     | 1  | 1  | 0  | 0   | 1  | 4    | 0  | 1  | 0  |    |    |
| R. Hall, p      | .500 | 1 | 2     | 1  | 1  | 0  | 0   | 0  | 0    | 0  | 1  | 0  |    |    |
| Powell, 1b      | .429 | 3 | 14    | 2  | 6  | 2  | 0   | 1  | 6    | 0  | 3  | 0  |    |    |
| Buford, lf      | .429 | 2 | 7     | 2  | 3  | 1  | 0   | 1  | 3    | 2  | 0  | 0  |    |    |
| Hendricks, c    | .400 | 1 | 5     | 2  | 2  | 0  | 0   | 0  | 0    | 0  | 1  | 0  |    |    |
| McNally, p      | .400 | 1 | 5     | 1  | 2  | 1  | 0   | 0  | 1    | 0  | 1  | 0  |    |    |
| Johnson, 2b     | .364 | 3 | 11    | 4  | 4  | 0  | 0   | 2  | 4    | 1  | 1  | 0  |    |    |
| Belanger, ss    | .333 | 3 | 12    | 5  | 4  | 0  | 0   | 0  | 1    | 1  | 0  | 0  |    |    |
| Rettenmund, lf  | .333 | 1 | 3     | 1  | 1  | 0  | 0   | 0  | 1    | 2  | 1  | 1  |    |    |
| Palmer, p       | .250 | 1 | 4     | 1  | 1  | 1  | 0   | 0  | 1    | 0  | 0  | 0  |    |    |
| F. Robinson, rf | .200 | 3 | 10    | 3  | 2  | 0  | 0   | 1  | 2    | 5  | 2  | 0  |    |    |
| Etchebarren, c  | .111 | 2 | 9     | 1  | 1  | 0  | 0   | 0  | 0    | 0  | 3  | 0  |    |    |
| Blair, cf       | .077 | 3 | 13    | 0  | 1  | 0  | 0   | 0  | 0    | 1  | 4  | 0  |    |    |
| Totals          | .330 | 3 | 109   | 27 | 36 | 7  | 0   | 6  | 24   | 12 | 19 | 1  |    |    |
| Pitchers:       | W    | L | ERA   | G  | GS | CG | SHO | SV | IP   | H  | R  | ER | BB | SO |
| R. Hall         | 1    | 0 | 0.00  | 1  | 0  | 0  | 0   | 0  | 4.2  | 1  | 0  | 0  | 0  | 3  |
| Palmer          | 1    | 0 | 1.00  | 1  | 1  | 1  | 0   | 0  | 9.0  | 7  | 1  | 1  | 3  | 12 |
| McNally         | 1    | 0 | 3.00  | 1  | 1  | 1  | 0   | 0  | 9.0  | 6  | 3  | 3  | 5  | 5  |
| Cuellar         | 0    | 0 | 12.46 | 1  | 1  | 0  | 0   | 0  | 4.1  | 10 | 6  | 6  | 1  | 2  |
| Totals          | 3    | 0 | 3.33  | 4  | 3  | 2  | 0   | 0  | 27.0 | 24 | 10 | 10 | 9  | 22 |

| TWINS:           | AVG         | G        | AB         | R         | H         | 2B       | 3B       | HR       | RBI       | BB       | SO        | SB       |
|------------------|-------------|----------|------------|-----------|-----------|----------|----------|----------|-----------|----------|-----------|----------|
| Oliva, rf        | .500        | 3        | 12         | 2         | 6         | 2        | 0        | 1        | 1         | 0        | 1         | 0        |
| Mitterwald, c    | .500        | 2        | 8          | 2         | 4         | 1        | 0        | 0        | 2         | 0        | 2         | 0        |
| Tovar, cf-2b-lf  | .385        | 3        | 13         | 2         | 5         | 0        | 1        | 0        | 1         | 0        | 0         | 0        |
| Killebrew, 3b-1b | .273        | 3        | 11         | 2         | 3         | 0        | 0        | 2        | 4         | 2        | 4         | 0        |
| Ratliff, c       | .250        | 1        | 4          | 0         | 1         | 0        | 0        | 0        | 0         | 0        | 1         | 0        |
| Renick, 3b-ph    | .200        | 2        | 5          | 0         | 1         | 0        | 0        | 0        | 0         | 0        | 1         | 0        |
| Cardenas, ss     | .182        | 3        | 11         | 1         | 2         | 0        | 0        | 0        | 1         | 1        | 1         | 0        |
| Reese, 1b        | .143        | 2        | 7          | 0         | 1         | 0        | 0        | 0        | 0         | 1        | 1         | 0        |
| Thompson, 2b     | .125        | 3        | 8          | 0         | 1         | 1        | 0        | 0        | 0         | 1        | 0         | 0        |
| Alvea, lf-ph     | .000        | 3        | 7          | 1         | 0         | 0        | 0        | 0        | 0         | 2        | 3         | 0        |
| Holt, ph-cf-pr   | .000        | 3        | 5          | 0         | 0         | 0        | 0        | 0        | 0         | 0        | 2         | 0        |
| Allison, ph      | .000        | 3        | 2          | 0         | 0         | 0        | 0        | 0        | 0         | 1        | 1         | 0        |
| Quilici, 2b-ph   | .000        | 3        | 2          | 0         | 0         | 0        | 0        | 0        | 0         | 0        | 1         | 0        |
| Carew, ph        | .000        | 2        | 2          | 0         | 0         | 0        | 0        | 0        | 0         | 0        | 1         | 0        |
| T. Hall, p       | .000        | 2        | 1          | 0         | 0         | 0        | 0        | 0        | 0         | 0        | 1         | 0        |
| Perry, p         | .000        | 2        | 1          | 0         | 0         | 0        | 0        | 0        | 1         | 0        | 0         | 0        |
| Kaat, p          | .000        | 1        | 1          | 0         | 0         | 0        | 0        | 0        | 0         | 0        | 1         | 0        |
| Manuel, ph       | .000        | 1        | 1          | 0         | 0         | 0        | 0        | 0        | 0         | 0        | 1         | 0        |
| Perranoski, p    | .000        | 2        | 0          | 0         | 0         | 0        | 0        | 0        | 0         | 0        | 0         | 0        |
| Tiant, p-pr      | .000        | 2        | 0          | 0         | 0         | 0        | 0        | 0        | 0         | 0        | 0         | 0        |
| Williams, p      | .000        | 2        | 0          | 0         | 0         | 0        | 0        | 0        | 0         | 1        | 0         | 0        |
| Zepp, p          | .000        | 2        | 0          | 0         | 0         | 0        | 0        | 0        | 0         | 0        | 0         | 0        |
| Blyleven, p      | .000        | 1        | 0          | 0         | 0         | 0        | 0        | 0        | 0         | 0        | 0         | 0        |
| Woodson, p       | .000        | 1        | 0          | 0         | 0         | 0        | 0        | 0        | 0         | 0        | 0         | 0        |
| <b>Totals</b>    | <b>.238</b> | <b>3</b> | <b>101</b> | <b>10</b> | <b>24</b> | <b>4</b> | <b>1</b> | <b>3</b> | <b>10</b> | <b>9</b> | <b>22</b> | <b>0</b> |

| Pitchers:     | W        | L        | ERA         | G         | GS       | CH       | SHO      | SV       | IP          | H         | R         | ER        | BB        | SO        |
|---------------|----------|----------|-------------|-----------|----------|----------|----------|----------|-------------|-----------|-----------|-----------|-----------|-----------|
| Williams      | 0        | 0        | 0.00        | 2         | 0        | 0        | 0        | 0        | 6.0         | 2         | 0         | 0         | 1         | 2         |
| Blyleven      | 0        | 0        | 0.00        | 1         | 0        | 0        | 0        | 0        | 2.0         | 2         | 1         | 0         | 0         | 2         |
| T. Hall       | 0        | 1        | 6.75        | 2         | 1        | 0        | 0        | 0        | 5.1         | 6         | 4         | 4         | 4         | 6         |
| Zepp          | 0        | 0        | 6.75        | 2         | 0        | 0        | 0        | 0        | 1.1         | 2         | 1         | 1         | 2         | 2         |
| Kaat          | 0        | 1        | 9.00        | 1         | 1        | 0        | 0        | 0        | 2.0         | 6         | 4         | 2         | 2         | 1         |
| Woodson       | 0        | 0        | 9.00        | 1         | 0        | 0        | 0        | 0        | 1.0         | 2         | 1         | 1         | 1         | 0         |
| Perry         | 0        | 1        | 13.50       | 2         | 1        | 0        | 0        | 0        | 5.1         | 10        | 9         | 8         | 1         | 3         |
| Tiant         | 0        | 0        | 13.50       | 1         | 0        | 0        | 0        | 0        | 0.2         | 1         | 2         | 1         | 0         | 0         |
| Perranoski    | 0        | 0        | 19.29       | 2         | 0        | 0        | 0        | 0        | 2.1         | 5         | 5         | 5         | 1         | 3         |
| <b>Totals</b> | <b>0</b> | <b>3</b> | <b>7.62</b> | <b>14</b> | <b>3</b> | <b>0</b> | <b>0</b> | <b>0</b> | <b>26.0</b> | <b>36</b> | <b>27</b> | <b>22</b> | <b>12</b> | <b>19</b> |

## DID YOU Know?

...that the Twins/Senators won a World Series road game was on October 7, 1925. Starting pitcher Walter Johnson allowed one run on five hits in 9.0 innings pitched to go along with 10 strikeouts in Game 1 vs. Pittsburgh. Since that game, the Twins/Senators have 14 straight losses (three straight losses in '25, two straight in '33, three straight in '65, three straight in '87 and three more in '91).

# 1970 ALCS [CONTINUED]

## GAME 1 Saturday, October 3 at Minnesota

|  |   |   |   |   |   |   |   |   |   |   |    |    |   |
|--|---|---|---|---|---|---|---|---|---|---|----|----|---|
| Baltimore  | 0 | 2 | 0 | 7 | 0 | 1 | 0 | 0 | 0 | — | 10 | 13 | 0 |
| Minnesota  | 1 | 1 | 0 | 1 | 3 | 0 | 0 | 0 | 0 | — | 6  | 11 | 2 |
| WP — Hall. LP — Perry.   |   |   |   |   |   |   |   |   |   |   |    |    |   |
| Cuellar, R. Hall (5) and Hendricks.  |   |   |   |   |   |   |   |   |   |   |    |    |   |
| Perry, Zepp (4), Woodson (5), Williams (6), Perranoski (9) and Mitterwald. |   |   |   |   |   |   |   |   |   |   |    |    |   |
| HR — Cuellar, Buford, Powell, Killebrew. T — 2:36. A — 26, 847.            |   |   |   |   |   |   |   |   |   |   |    |    |   |

## GAME 3 Monday, October 5 at Baltimore

|   |   |   |   |   |   |   |   |   |   |   |   |    |   |
|---|---|---|---|---|---|---|---|---|---|---|---|----|---|
| Minnesota   | 0 | 0 | 0 | 0 | 1 | 0 | 0 | 0 | 0 | — | 1 | 7  | 2 |
| Baltimore   | 1 | 1 | 3 | 0 | 0 | 0 | 1 | 0 | x | — | 6 | 10 | 0 |
| WP — Palmer. LP — Kaat.                                 |   |   |   |   |   |   |   |   |   |   |   |    |   |
| Kaat, Blyleven (3), T. Hall (5), Perry (7) and Ratliff. |   |   |   |   |   |   |   |   |   |   |   |    |   |
| Palmer and Etchebarren.                                 |   |   |   |   |   |   |   |   |   |   |   |    |   |
| HR — Johnson. T — 2:20. A — 27,608.                     |   |   |   |   |   |   |   |   |   |   |   |    |   |

## GAME 2 Sunday, October 4 at Minnesota

|  |   |   |   |   |   |   |   |   |   |   |    |    |   |
|--|---|---|---|---|---|---|---|---|---|---|----|----|---|
| Baltimore  | 1 | 0 | 2 | 1 | 0 | 0 | 0 | 0 | 7 | — | 11 | 13 | 0 |
| Minnesota  | 0 | 0 | 0 | 3 | 0 | 0 | 0 | 0 | 0 | — | 3  | 6  | 2 |
| WP — McNally. LP — Hall.   |   |   |   |   |   |   |   |   |   |   |    |    |   |
| McNally and Etchebarren.   |   |   |   |   |   |   |   |   |   |   |    |    |   |
| T. Hall, Zepp (4), Williams (5), Perranoski (8), Tiant (9) and Mitterwald. |   |   |   |   |   |   |   |   |   |   |    |    |   |
| HR — F. Robinson, Killebrew, Oliva, Johnson. T — 2:59. A — 27,490.         |   |   |   |   |   |   |   |   |   |   |    |    |   |



## 1987 AMERICAN LEAGUE CHAMPIONSHIP SERIES

TWINS VS. DETROIT TIGERS

| TIGERS:           | AVG  | G | AB  | R  | H  | 2B | 3B | HR | RBI | BB | SO | SB |
|-------------------|------|---|-----|----|----|----|----|----|-----|----|----|----|
| Grubb, ph-dh      | .571 | 4 | 7   | 0  | 4  | 0  | 0  | 0  | 0   | 0  | 1  | 0  |
| Morrison, dh-3b   | .400 | 2 | 5   | 1  | 2  | 0  | 0  | 0  | 0   | 0  | 1  | 0  |
| Herdon, rf-ph-dh  | .333 | 3 | 9   | 1  | 3  | 1  | 0  | 0  | 2   | 1  | 1  | 1  |
| Sheridan, rf-pr   | .300 | 5 | 10  | 2  | 3  | 1  | 0  | 1  | 2   | 0  | 2  | 0  |
| Evans, 1b-3b      | .294 | 5 | 17  | 0  | 5  | 0  | 0  | 0  | 0   | 4  | 2  | 0  |
| Gibson, lf        | .286 | 5 | 21  | 4  | 6  | 1  | 0  | 1  | 4   | 3  | 8  | 3  |
| Heath, c          | .286 | 3 | 7   | 1  | 2  | 0  | 0  | 1  | 2   | 0  | 0  | 0  |
| Lemon, cf         | .278 | 5 | 18  | 4  | 5  | 0  | 0  | 2  | 4   | 1  | 4  | 0  |
| Bergman, ph-dh-1b | .250 | 4 | 4   | 0  | 1  | 0  | 0  | 0  | 2   | 0  | 1  | 0  |
| Trammell, ss      | .200 | 5 | 20  | 3  | 4  | 1  | 0  | 0  | 2   | 1  | 2  | 0  |
| Whitaker, 2b      | .176 | 5 | 17  | 4  | 3  | 0  | 0  | 1  | 1   | 7  | 3  | 1  |
| Nokes, ph-dh-c    | .143 | 5 | 14  | 2  | 2  | 0  | 0  | 1  | 2   | 1  | 4  | 0  |
| Brookens, 3b      | .000 | 5 | 13  | 0  | 0  | 0  | 0  | 0  | 0   | 0  | 3  | 0  |
| Madlock, dh       | .000 | 1 | 5   | 0  | 0  | 0  | 0  | 0  | 0   | 0  | 3  | 0  |
| Totals            | .240 | 5 | 167 | 23 | 40 | 4  | 0  | 7  | 21  | 18 | 35 | 5  |

| Pitchers: | W | L | ERA   | G  | GS | CG | SHO | SV | IP   | H  | R  | ER | BB | SO |
|-----------|---|---|-------|----|----|----|-----|----|------|----|----|----|----|----|
| Petry     | 0 | 0 | 0.00  | 1  | 0  | 0  | 0   | 0  | 3.1  | 1  | 1  | 0  | 0  | 1  |
| Hernandez | 0 | 0 | 0.00  | 1  | 0  | 0  | 0   | 0  | 0.1  | 2  | 0  | 0  | 0  | 0  |
| Robinson  | 0 | 0 | 0.00  | 1  | 0  | 0  | 0   | 0  | 0.1  | 1  | 0  | 0  | 0  | 0  |
| Thurmond  | 0 | 0 | 0.00  | 1  | 0  | 0  | 0   | 0  | 0.1  | 0  | 0  | 0  | 0  | 0  |
| King      | 0 | 0 | 1.69  | 2  | 0  | 0  | 0   | 0  | 5.1  | 3  | 1  | 1  | 2  | 4  |
| Tanana    | 0 | 1 | 5.06  | 1  | 1  | 0  | 0   | 0  | 5.1  | 6  | 4  | 3  | 4  | 1  |
| Morris    | 0 | 1 | 6.75  | 1  | 1  | 1  | 0   | 0  | 8.0  | 6  | 6  | 6  | 3  | 7  |
| Terrell   | 0 | 0 | 9.00  | 1  | 1  | 0  | 0   | 0  | 6.0  | 7  | 6  | 6  | 4  | 4  |
| Alexander | 0 | 2 | 10.00 | 2  | 2  | 0  | 0   | 0  | 9.0  | 14 | 10 | 10 | 1  | 5  |
| Henneman  | 1 | 0 | 10.80 | 1  | 0  | 0  | 0   | 0  | 5.0  | 6  | 6  | 6  | 6  | 3  |
| Totals    | 1 | 4 | 6.70  | 12 | 5  | 1  | 0   | 0  | 43.0 | 46 | 34 | 32 | 20 | 25 |

| TWINS:             | AVG   | G | AB  | R  | H  | 2B | 3B | HR | RBI | BB | SO | SB |
|--------------------|-------|---|-----|----|----|----|----|----|-----|----|----|----|
| Larkin, ph         | 1.000 | 1 | 1   | 0  | 1  | 1  | 0  | 0  | 1   | 0  | 0  | 0  |
| Butera, c          | .667  | 1 | 3   | 0  | 2  | 0  | 0  | 0  | 0   | 0  | 0  | 0  |
| Brunansky, rf      | .412  | 5 | 17  | 5  | 7  | 4  | 0  | 2  | 9   | 4  | 3  | 0  |
| Baylor, ph-dh      | .400  | 2 | 5   | 0  | 2  | 0  | 0  | 0  | 1   | 0  | 0  | 0  |
| Gladden, lf        | .350  | 5 | 20  | 5  | 7  | 2  | 0  | 0  | 5   | 2  | 1  | 0  |
| Gaetti, 3b         | .300  | 5 | 20  | 5  | 6  | 1  | 0  | 2  | 5   | 1  | 3  | 0  |
| Gagne, ss          | .278  | 5 | 18  | 5  | 5  | 3  | 0  | 2  | 3   | 3  | 4  | 0  |
| Lombardozzi, 2b-pr | .267  | 5 | 15  | 2  | 4  | 0  | 0  | 0  | 1   | 2  | 2  | 0  |
| Bush, dh           | .250  | 4 | 12  | 4  | 3  | 0  | 1  | 0  | 2   | 3  | 2  | 3  |
| Puckett, cf        | .208  | 5 | 24  | 3  | 5  | 1  | 0  | 1  | 3   | 0  | 5  | 1  |
| Hrbek, 1b          | .150  | 5 | 20  | 4  | 3  | 0  | 0  | 1  | 1   | 3  | 0  | 0  |
| Laudner, c         | .071  | 5 | 14  | 1  | 1  | 1  | 0  | 0  | 2   | 2  | 5  | 0  |
| Newman, 2b         | .000  | 1 | 2   | 0  | 0  | 0  | 0  | 0  | 0   | 0  | 0  | 0  |
| Davidson, pr       | .000  | 1 | 0   | 0  | 0  | 0  | 0  | 0  | 0   | 0  | 0  | 0  |
| Totals             | .269  | 5 | 171 | 34 | 46 | 13 | 1  | 8  | 33  | 20 | 25 | 4  |

| Pitchers:  | W | L | ERA   | G  | GS | CG | SHO | SV | IP   | H  | R  | ER | BB | SO |
|------------|---|---|-------|----|----|----|-----|----|------|----|----|----|----|----|
| Schatzeder | 0 | 0 | 0.00  | 2  | 0  | 0  | 0   | 0  | 4.1  | 2  | 0  | 0  | 0  | 5  |
| Atherton   | 0 | 0 | 0.00  | 1  | 0  | 0  | 0   | 0  | 0.1  | 1  | 0  | 0  | 0  | 0  |
| Berenguer  | 0 | 0 | 1.50  | 4  | 0  | 0  | 0   | 1  | 6.0  | 1  | 1  | 1  | 3  | 6  |
| Blyleven   | 2 | 0 | 4.05  | 2  | 2  | 0  | 0   | 0  | 13.1 | 12 | 6  | 6  | 3  | 9  |
| Reardon    | 1 | 1 | 5.06  | 4  | 0  | 0  | 0   | 2  | 5.1  | 7  | 3  | 3  | 3  | 5  |
| Viola      | 1 | 0 | 5.25  | 2  | 2  | 0  | 0   | 0  | 12.0 | 14 | 8  | 7  | 5  | 9  |
| Straker    | 0 | 0 | 16.88 | 1  | 1  | 0  | 0   | 0  | 2.2  | 3  | 5  | 5  | 4  | 1  |
| Totals     | 4 | 1 | 4.50  | 16 | 5  | 0  | 0   | 3  | 44.0 | 40 | 23 | 22 | 18 | 35 |

# 1987 ALCS (CONTINUED)

## GAME 1 Wednesday, October 7 at Minnesota

|           |   |   |   |   |   |   |   |   |   |   |   |    |   |
|-----------|---|---|---|---|---|---|---|---|---|---|---|----|---|
| Detroit   | 0 | 0 | 1 | 0 | 0 | 1 | 1 | 2 | 0 | — | 5 | 10 | 0 |
| Minnesota | 0 | 1 | 0 | 0 | 3 | 0 | 0 | 4 | x | — | 8 | 10 | 0 |

WP —Reardon. LP —Alexander.  
Alexander, Henneman (8), Hernandez (8), King (8) and Heath.  
Viola, Reardon (8) and Laudner.  
HR — Gaetti 2, Heath, Gibson. T — 2:46. A — 53,269.

## GAME 2 Thursday, October 8 at Minnesota

|           |   |   |   |   |   |   |   |   |   |   |   |   |   |
|-----------|---|---|---|---|---|---|---|---|---|---|---|---|---|
| Detroit   | 0 | 2 | 0 | 0 | 0 | 0 | 0 | 1 | 0 | — | 3 | 7 | 1 |
| Minnesota | 0 | 3 | 0 | 2 | 1 | 0 | 0 | 0 | x | — | 6 | 6 | 0 |

WP —Blyleven. LP —Morris. Save —Berenguer.  
Morris and Heath, Nokes (8).  
Blyleven, Berenguer (8) and Laudner.  
HR — Lemon, Hrbek, Whitaker. T — 2:54. A — 55,245.

## GAME 3 Saturday, October 10 at Detroit

|           |   |   |   |   |   |   |   |   |   |   |   |   |   |
|-----------|---|---|---|---|---|---|---|---|---|---|---|---|---|
| Minnesota | 0 | 0 | 0 | 2 | 0 | 2 | 2 | 0 | 0 | — | 6 | 8 | 1 |
| Detroit   | 0 | 0 | 5 | 0 | 0 | 0 | 0 | 2 | x | — | 7 | 7 | 0 |

WP —Henneman. LP —Reardon.  
Straker, Schatzeder (3), Berenguer (7), Reardon (8) and Butera, Laudner (7).  
Terrell, Henneman (7) and Nokes.  
HR — Gagne, Brunansky, Sheridan. T — 3:29. A — 49,730.

## GAME 4 Sunday, October 11 at Detroit

|           |   |   |   |   |   |   |   |   |   |   |   |   |   |
|-----------|---|---|---|---|---|---|---|---|---|---|---|---|---|
| Minnesota | 0 | 0 | 1 | 1 | 1 | 1 | 0 | 1 | 0 | — | 5 | 7 | 1 |
| Detroit   | 1 | 0 | 0 | 0 | 1 | 1 | 0 | 0 | 0 | — | 3 | 7 | 3 |

WP —Viola. LP —Tanana. Save —Reardon.  
Viola, Atherton (6), Berenguer (6), Reardon (9) and Laudner.  
Tanana, Petry (6), Thurmond (9) and Heath.  
HR — Puckett, Gagne. T — 3:24. A — 51,939.

## GAME 5 Monday, October 12 at Detroit

|           |   |   |   |   |   |   |   |   |   |   |   |    |   |
|-----------|---|---|---|---|---|---|---|---|---|---|---|----|---|
| Minnesota | 0 | 4 | 0 | 0 | 0 | 0 | 1 | 1 | 3 | — | 9 | 15 | 1 |
| Detroit   | 0 | 0 | 0 | 3 | 0 | 0 | 0 | 1 | 1 | — | 5 | 9  | 1 |

WP —Blyleven. LP —Alexander. Save —Reardon.  
Blyleven, Schatzeder (7), Berenguer (8), Reardon (8) and Laudner.  
Alexander, King (2), Henneman (7), Robinson (9) and Nokes.  
HR — Nokes, Lemon, Brunansky. T — 3:14. A — 47,448.



# 1987 WORLD SERIES

TWINS VS. ST. LOUIS CARDINALS

| CARDINALS:         | AVG  | G | AB   | R  | H  | 2B | 3B  | HR | RBI  | BB | SO | SB |    |    |
|--------------------|------|---|------|----|----|----|-----|----|------|----|----|----|----|----|
| Pendleton, dh-ph   | .429 | 3 | 7    | 2  | 3  | 0  | 0   | 0  | 1    | 1  | 1  | 2  |    |    |
| Pena, c-dh         | .409 | 7 | 22   | 2  | 9  | 1  | 0   | 0  | 4    | 3  | 2  | 1  |    |    |
| McGee, cf          | .370 | 7 | 27   | 2  | 10 | 2  | 0   | 0  | 4    | 0  | 9  | 0  |    |    |
| Lindeman, 1b-ph-rf | .333 | 6 | 15   | 3  | 5  | 1  | 0   | 0  | 2    | 0  | 3  | 0  |    |    |
| Lake, c            | .333 | 3 | 3    | 0  | 1  | 0  | 0   | 0  | 1    | 0  | 0  | 0  |    |    |
| Ford, rf-ph        | .308 | 5 | 13   | 1  | 4  | 0  | 0   | 0  | 2    | 1  | 1  | 0  |    |    |
| Herr, 2b           | .250 | 7 | 28   | 2  | 7  | 0  | 0   | 1  | 1    | 2  | 2  | 0  |    |    |
| Oquendo, rf-3b     | .250 | 7 | 24   | 2  | 6  | 0  | 0   | 0  | 2    | 1  | 4  | 0  |    |    |
| Pagnozzi, dh-ph    | .250 | 2 | 4    | 0  | 1  | 0  | 0   | 0  | 0    | 0  | 0  | 0  |    |    |
| Driessen, 1b       | .231 | 4 | 13   | 3  | 3  | 2  | 0   | 0  | 1    | 1  | 1  | 0  |    |    |
| Smith, ss          | .214 | 7 | 28   | 3  | 6  | 0  | 0   | 0  | 2    | 2  | 3  | 2  |    |    |
| Coleman, lf        | .143 | 7 | 28   | 5  | 4  | 2  | 0   | 0  | 2    | 2  | 10 | 6  |    |    |
| Lawless, 3b        | .100 | 3 | 10   | 1  | 1  | 0  | 0   | 1  | 3    | 0  | 4  | 0  |    |    |
| Cox, p             | .000 | 3 | 2    | 0  | 0  | 0  | 0   | 0  | 0    | 0  | 1  | 0  |    |    |
| Forsch, p          | .000 | 3 | 2    | 0  | 0  | 0  | 0   | 0  | 0    | 0  | 0  | 0  |    |    |
| Tudor, p           | .000 | 2 | 2    | 0  | 0  | 0  | 0   | 0  | 0    | 0  | 2  | 0  |    |    |
| Morris, rf         | .000 | 1 | 2    | 0  | 0  | 0  | 0   | 0  | 0    | 0  | 0  | 0  |    |    |
| Dayley, p          | .000 | 4 | 1    | 0  | 0  | 0  | 0   | 0  | 0    | 0  | 1  | 0  |    |    |
| Mathews, p         | .000 | 1 | 1    | 0  | 0  | 0  | 0   | 0  | 0    | 0  | 0  | 0  |    |    |
| Worrell, p         | .000 | 4 | 0    | 0  | 0  | 0  | 0   | 0  | 0    | 0  | 0  | 0  |    |    |
| Horton, p          | .000 | 2 | 0    | 0  | 0  | 0  | 0   | 0  | 0    | 0  | 0  | 0  |    |    |
| Magrane, p         | .000 | 2 | 0    | 0  | 0  | 0  | 0   | 0  | 0    | 0  | 0  | 0  |    |    |
| Tunnell, p         | .000 | 2 | 0    | 0  | 0  | 0  | 0   | 0  | 0    | 0  | 0  | 0  |    |    |
| Johnson, pr        | .000 | 1 | 0    | 0  | 0  | 0  | 0   | 0  | 0    | 0  | 0  | 0  |    |    |
| Totals             | .259 | 7 | 232  | 26 | 60 | 8  | 0   | 2  | 25   | 13 | 44 | 12 |    |    |
| Pitchers:          | W    | L | ERA  | G  | GS | CG | SHO | SV | IP   | H  | R  | ER | BB | SO |
| Worrell            | 0    | 0 | 1.29 | 4  | 0  | 0  | 0   | 2  | 7.0  | 6  | 1  | 1  | 4  | 3  |
| Dayley             | 0    | 0 | 1.93 | 4  | 0  | 0  | 0   | 1  | 4.2  | 2  | 1  | 1  | 0  | 3  |
| Tunnell            | 0    | 0 | 2.08 | 2  | 0  | 0  | 0   | 0  | 4.1  | 4  | 2  | 1  | 2  | 1  |
| Mathews            | 0    | 0 | 2.45 | 1  | 1  | 0  | 0   | 0  | 3.2  | 2  | 1  | 1  | 2  | 3  |
| Tudor              | 1    | 1 | 5.73 | 2  | 2  | 0  | 0   | 0  | 11.0 | 15 | 7  | 7  | 3  | 8  |
| Horton             | 0    | 0 | 6.00 | 2  | 0  | 0  | 0   | 0  | 3.0  | 5  | 2  | 2  | 0  | 1  |
| Cox                | 1    | 2 | 7.71 | 3  | 2  | 0  | 0   | 0  | 11.2 | 13 | 10 | 10 | 8  | 9  |
| Magrane            | 0    | 1 | 8.59 | 2  | 2  | 0  | 0   | 0  | 7.1  | 9  | 7  | 7  | 5  | 5  |
| Forsch             | 1    | 0 | 9.95 | 3  | 0  | 0  | 0   | 0  | 6.1  | 8  | 7  | 7  | 5  | 3  |
| Totals             | 3    | 4 | 5.64 | 23 | 7  | 0  | 0   | 3  | 59.0 | 64 | 38 | 37 | 29 | 36 |

## DID YOU Know?

...that the 1987 World Series was the first in which games were played indoors.



# 1987 WORLD SERIES [CONTINUED]

| TWINS:           | AVG  | G | AB  | R  | H  | 2B | 3B | HR | RBI | BB | SO | SB |
|------------------|------|---|-----|----|----|----|----|----|-----|----|----|----|
| Smalley, ph      | .500 | 4 | 2   | 0  | 1  | 1  | 0  | 0  | 0   | 2  | 0  | 0  |
| Lombardozzi, 2b  | .412 | 6 | 17  | 3  | 7  | 1  | 0  | 1  | 4   | 2  | 2  | 0  |
| Baylor, dh-ph    | .385 | 5 | 13  | 3  | 5  | 0  | 0  | 1  | 3   | 1  | 1  | 0  |
| Puckett, cf      | .357 | 7 | 28  | 5  | 10 | 1  | 1  | 0  | 3   | 2  | 1  | 1  |
| Laudner, c       | .318 | 7 | 22  | 4  | 7  | 1  | 0  | 1  | 4   | 5  | 4  | 0  |
| Gladden, lf      | .290 | 7 | 31  | 3  | 9  | 2  | 1  | 1  | 7   | 3  | 4  | 2  |
| Gaetti, 3b       | .259 | 7 | 27  | 4  | 7  | 2  | 1  | 1  | 4   | 2  | 5  | 2  |
| Hrbek, 1b        | .208 | 7 | 24  | 4  | 5  | 0  | 1  | 1  | 6   | 5  | 3  | 0  |
| Gagne, ss        | .200 | 7 | 30  | 5  | 6  | 1  | 0  | 1  | 3   | 1  | 6  | 0  |
| Brunansky, rf    | .200 | 7 | 25  | 5  | 5  | 0  | 0  | 0  | 2   | 4  | 4  | 1  |
| Newman, pr-2b-ph | .200 | 4 | 5   | 0  | 1  | 0  | 0  | 0  | 0   | 1  | 1  | 0  |
| Bush, dh-ph      | .167 | 4 | 6   | 1  | 1  | 1  | 0  | 0  | 2   | 0  | 1  | 0  |
| Larkin, 1b-ph    | .000 | 5 | 3   | 1  | 0  | 0  | 0  | 0  | 0   | 1  | 0  | 0  |
| Straker, p       | .000 | 2 | 2   | 0  | 0  | 0  | 0  | 0  | 0   | 0  | 2  | 0  |
| Viola, p         | .000 | 3 | 1   | 0  | 0  | 0  | 0  | 0  | 0   | 0  | 1  | 0  |
| Byleven, p       | .000 | 2 | 1   | 0  | 0  | 0  | 0  | 0  | 0   | 0  | 1  | 0  |
| Davidson, rf-ph  | .000 | 2 | 1   | 0  | 0  | 0  | 0  | 0  | 0   | 0  | 0  | 0  |
| Reardon, p       | .000 | 4 | 0   | 0  | 0  | 0  | 0  | 0  | 0   | 0  | 0  | 0  |
| Berenguer, p     | .000 | 3 | 0   | 0  | 0  | 0  | 0  | 0  | 0   | 0  | 0  | 0  |
| Schatzeder, p    | .000 | 3 | 0   | 0  | 0  | 0  | 0  | 0  | 0   | 0  | 0  | 0  |
| Atherton, p      | .000 | 2 | 0   | 0  | 0  | 0  | 0  | 0  | 0   | 0  | 0  | 0  |
| Butera, c        | .000 | 1 | 0   | 0  | 0  | 0  | 0  | 0  | 0   | 0  | 0  | 0  |
| Frazier, p       | .000 | 1 | 0   | 0  | 0  | 0  | 0  | 0  | 0   | 0  | 0  | 0  |
| Niekro, p        | .000 | 1 | 0   | 0  | 0  | 0  | 0  | 0  | 0   | 0  | 0  | 0  |
| Totals           | .269 | 7 | 238 | 38 | 64 | 10 | 3  | 7  | 38  | 29 | 36 | 6  |

| Pitchers:  | W | L | ERA   | G  | GS | CG | SHO | SV | IP   | H  | R  | ER | BB | SO |
|------------|---|---|-------|----|----|----|-----|----|------|----|----|----|----|----|
| Reardon    | 0 | 0 | 0.00  | 4  | 0  | 0  | 0   | 1  | 4.2  | 5  | 0  | 0  | 0  | 3  |
| Frazier    | 0 | 0 | 0.00  | 1  | 0  | 0  | 0   | 0  | 2.0  | 1  | 0  | 0  | 0  | 2  |
| Niekro     | 0 | 0 | 0.00  | 1  | 0  | 0  | 0   | 0  | 2.0  | 1  | 0  | 0  | 1  | 1  |
| Byleven    | 1 | 1 | 2.77  | 2  | 2  | 0  | 0   | 0  | 13.0 | 13 | 5  | 4  | 2  | 12 |
| Viola      | 2 | 1 | 3.72  | 3  | 3  | 0  | 0   | 0  | 19.1 | 17 | 8  | 8  | 3  | 16 |
| Straker    | 0 | 0 | 4.00  | 2  | 2  | 0  | 0   | 0  | 9.0  | 9  | 4  | 4  | 3  | 6  |
| Schatzeder | 1 | 0 | 6.23  | 3  | 0  | 0  | 0   | 0  | 4.1  | 4  | 3  | 3  | 3  | 3  |
| Atherton   | 0 | 0 | 6.75  | 2  | 0  | 0  | 0   | 0  | 1.1  | 0  | 1  | 1  | 1  | 0  |
| Berenguer  | 0 | 1 | 10.38 | 3  | 0  | 0  | 0   | 0  | 4.1  | 10 | 5  | 5  | 0  | 1  |
| Totals     | 4 | 3 | 3.75  | 21 | 7  | 0  | 0   | 1  | 60.0 | 60 | 26 | 25 | 13 | 44 |

## GAME 1 Saturday, October 17 at Minnesota

|   |   |   |   |   |   |   |   |   |   |    |    |   |
|---|---|---|---|---|---|---|---|---|---|----|----|---|
| St. Louis   | 0 | 1 | 0 | 0 | 0 | 0 | 0 | 0 | — | 1  | 5  | 1 |
| Minnesota   | 0 | 0 | 0 | 7 | 2 | 0 | 1 | 0 | x | 10 | 11 | 0 |
| WP — Viola. LP — Magrane.                           |   |   |   |   |   |   |   |   |   |    |    |   |
| Magrane, Forsch (4), Horton (7) and Pena, Lake (8). |   |   |   |   |   |   |   |   |   |    |    |   |
| Viola, Atherton (9) and Laudner.                    |   |   |   |   |   |   |   |   |   |    |    |   |
| HR — Gladden, Lombardozzi. T — 2:39. A — 55.171.    |   |   |   |   |   |   |   |   |   |    |    |   |

## GAME 2 Sunday, October 18 at Minnesota

| St. Louis   | 0 | 0 | 0 | 0 | 1 | 0 | 1 | 2 | 0 | — | 4 | 9  | 0 |
|---|---|---|---|---|---|---|---|---|---|---|---|----|---|
| Minnesota   | 0 | 1 | 0 | 6 | 0 | 1 | 0 | 0 | x | — | 8 | 10 | 0 |
| WP — Byleven. LP — Cox.                             |   |   |   |   |   |   |   |   |   |   |   |    |   |
| Cox, Tunnell (4), Dayley (7), Worrell (8) and Pena. |   |   |   |   |   |   |   |   |   |   |   |    |   |
| Byleven, Berenguer (8), Reardon (9) and Laudner.    |   |   |   |   |   |   |   |   |   |   |   |    |   |
| HR — Gaetti, Laudner. T — 2:42. A — 55,257.         |   |   |   |   |   |   |   |   |   |   |   |    |   |

## GAME 3 Tuesday, October 20 at St. Louis

|   |   |   |   |   |   |   |   |   |   |   |   |   |   |
|---|---|---|---|---|---|---|---|---|---|---|---|---|---|
| Minnesota   | 0 | 0 | 0 | 0 | 0 | 1 | 0 | 0 | 0 | — | 1 | 5 | 1 |
| St. Louis   | 0 | 0 | 0 | 0 | 0 | 0 | 3 | 0 | x | — | 3 | 9 | 1 |
| WP —Tudor. LP —Berenguer. Save —Worrell.            |   |   |   |   |   |   |   |   |   |   |   |   |   |
| Straker, Berenguer (7), Schatzeder (7) and Laudner. |   |   |   |   |   |   |   |   |   |   |   |   |   |
| Tudor, Worrell (8) and Pena.                        |   |   |   |   |   |   |   |   |   |   |   |   |   |
| T — 2:45. A — 55.347.                               |   |   |   |   |   |   |   |   |   |   |   |   |   |

## GAME 4 Wednesday, October 21 at St. Louis

|   |   |   |   |   |   |   |   |   |   |   |    |   |
|---|---|---|---|---|---|---|---|---|---|---|----|---|
| Minnesota   | 0 | 0 | 1 | 0 | 1 | 0 | 0 | 0 | — | 2 | 7  | 1 |
| St. Louis   | 0 | 0 | 1 | 6 | 0 | 0 | 0 | x | — | 7 | 10 | 1 |
| WP — Forsch. LP — Viola. Save — Dayley.                                 |   |   |   |   |   |   |   |   |   |   |    |   |
| Viola, Schatzeder (4), Niekro (5), Frazier (7) and Laudner, Butera (8). |   |   |   |   |   |   |   |   |   |   |    |   |
| Mathews, Forsch (4), Dayley (7) and Pena.                               |   |   |   |   |   |   |   |   |   |   |    |   |
| HR — Gagne. Lawless. T — 3:11. A — 55,347.                              |   |   |   |   |   |   |   |   |   |   |    |   |

## GAME 5 Thursday, October 22 at St. Louis

|  |   |   |   |   |   |   |   |   |   |   |   |    |   |
|--|---|---|---|---|---|---|---|---|---|---|---|----|---|
| Minnesota  | 0 | 0 | 0 | 0 | 0 | 0 | 0 | 2 | 0 | — | 2 | 6  | 1 |
| St. Louis  | 0 | 0 | 0 | 0 | 0 | 3 | 1 | 0 | x | — | 4 | 10 | 1 |
| WP —Cox. LP —Byleven. Save —Worrell.             |   |   |   |   |   |   |   |   |   |   |   |    |   |
| Byleven, Atherton (7), Reardon (7) and Laudner.  |   |   |   |   |   |   |   |   |   |   |   |    |   |
| Cox, Dayley (8), Worrell (8) and Pena, Lake (9). |   |   |   |   |   |   |   |   |   |   |   |    |   |
| T — 3:21. A — 55,347.                            |   |   |   |   |   |   |   |   |   |   |   |    |   |

## GAME 6 Saturday, October 24 at Minnesota

|  |   |   |   |   |   |   |   |   |   |   |    |    |   |
|--|---|---|---|---|---|---|---|---|---|---|----|----|---|
| St. Louis  | 1 | 1 | 0 | 2 | 1 | 0 | 0 | 0 | 0 | — | 5  | 11 | 2 |
| Minnesota  | 2 | 0 | 0 | 0 | 4 | 4 | 0 | 1 | x | — | 11 | 15 | 0 |
| WP —Schatzeder. LP —Tudor.                                       |   |   |   |   |   |   |   |   |   |   |    |    |   |
| Tudor, Horton (5), Forsch (6), Dayley (6), Tunnell (7) and Pena. |   |   |   |   |   |   |   |   |   |   |    |    |   |
| Straker, Schatzeder (4), Berenguer (6), Reardon (9) and Laudner. |   |   |   |   |   |   |   |   |   |   |    |    |   |
| HR — Herr, Baylor, Hrbek. T — 3:22. A — 55,293.                  |   |   |   |   |   |   |   |   |   |   |    |    |   |

## GAME 7 Sunday, October 25 at Minnesota

|   |                                    |   |   |   |   |   |   |   |   |   |   |    |   |
|---|------------------------------------|---|---|---|---|---|---|---|---|---|---|----|---|
| St. Louis                               | 0                                  | 2 | 0 | 0 | 0 | 0 | 0 | 0 | — | 2 | 6 | 1  |   |
| Minnesota                               | 0                                  | 1 | 0 | 0 | 1 | 1 | 0 | 1 | x | — | 4 | 10 | 0 |
| WP                                      | — Viola. LP — Cox. Save — Reardon. |   |   |   |   |   |   |   |   |   |   |    |   |
| Magrane, Cox (5), Worrell (6) and Lake. |                                    |   |   |   |   |   |   |   |   |   |   |    |   |
| Viola, Reardon (9) and Laudner.         |                                    |   |   |   |   |   |   |   |   |   |   |    |   |
| T — 3:04. A — 55.376.                   |                                    |   |   |   |   |   |   |   |   |   |   |    |   |

## DID YOU Know?

...that in 1991, the Twins became the first team in major league history to go from last place the previous season, to World Champions the next.



# 1991 AMERICAN LEAGUE CHAMPIONSHIP SERIES

TWINS VS. TORONTO BLUE JAYS

| BLUE JAYS:       | AVG         | G        | AB         | R         | H         | 2B       | 3B       | HR       | RBI       | BB        | SO        | SB       |
|------------------|-------------|----------|------------|-----------|-----------|----------|----------|----------|-----------|-----------|-----------|----------|
| Alomar, 2b       | .474        | 5        | 19         | 3         | 9         | 0        | 0        | 0        | 4         | 2         | 3         | 2        |
| White, cf        | .364        | 5        | 22         | 5         | 8         | 1        | 0        | 0        | 0         | 2         | 3         | 3        |
| Gruber, 3b       | .286        | 5        | 21         | 1         | 6         | 1        | 0        | 0        | 4         | 0         | 4         | 1        |
| Borders, c       | .263        | 5        | 19         | 0         | 5         | 1        | 0        | 0        | 2         | 0         | 0         | 0        |
| Carter, rf-dh    | .263        | 5        | 19         | 3         | 5         | 2        | 0        | 1        | 4         | 1         | 5         | 0        |
| Wilson, pr-lf    | .250        | 3        | 8          | 1         | 2         | 0        | 0        | 0        | 0         | 1         | 3         | 1        |
| Olerud, 1b       | .158        | 5        | 19         | 1         | 3         | 0        | 0        | 0        | 3         | 3         | 1         | 0        |
| Lee, ss          | .125        | 5        | 16         | 3         | 2         | 0        | 0        | 0        | 0         | 1         | 5         | 0        |
| Mulliniks, dh-ph | .125        | 5        | 8          | 1         | 1         | 0        | 0        | 0        | 0         | 3         | 0         | 0        |
| Maldonado, lf-rf | .100        | 5        | 20         | 1         | 2         | 1        | 0        | 0        | 1         | 1         | 6         | 0        |
| Ducey, pr-rf     | .000        | 1        | 1          | 0         | 0         | 0        | 0        | 0        | 0         | 0         | 0         | 0        |
| Tabler, ph-dh    | .000        | 2        | 1          | 0         | 0         | 0        | 0        | 0        | 0         | 1         | 0         | 0        |
| Gonzales, pr-ss  | .000        | 2        | 0          | 0         | 0         | 0        | 0        | 0        | 0         | 0         | 0         | 0        |
| <b>Totals</b>    | <b>.249</b> | <b>5</b> | <b>173</b> | <b>19</b> | <b>43</b> | <b>6</b> | <b>0</b> | <b>1</b> | <b>18</b> | <b>15</b> | <b>30</b> | <b>7</b> |

| Pitchers:     | W        | L        | ERA         | G        | GS       | CG       | SHO      | SV       | IP          | H         | R         | ER        | BB        | SO        |
|---------------|----------|----------|-------------|----------|----------|----------|----------|----------|-------------|-----------|-----------|-----------|-----------|-----------|
| Henke         | 0        | 0        | 0.00        | 2        | 0        | 0        | 0        | 0        | 2.2         | 0         | 0         | 0         | 1         | 5         |
| Acker         | 0        | 0        | 0.00        | 1        | 0        | 0        | 0        | 0        | 0.2         | 1         | 0         | 0         | 0         | 1         |
| Wells         | 0        | 0        | 2.35        | 4        | 0        | 0        | 0        | 0        | 7.2         | 6         | 2         | 2         | 2         | 9         |
| Key           | 0        | 0        | 3.00        | 1        | 1        | 0        | 0        | 0        | 6.0         | 5         | 2         | 2         | 1         | 1         |
| Guzman        | 1        | 0        | 3.18        | 1        | 1        | 0        | 0        | 0        | 5.2         | 4         | 2         | 2         | 4         | 2         |
| Timlin        | 0        | 1        | 3.18        | 4        | 0        | 0        | 0        | 0        | 5.2         | 5         | 4         | 2         | 2         | 5         |
| Ward          | 0        | 1        | 6.23        | 2        | 0        | 0        | 0        | 1        | 4.1         | 4         | 3         | 3         | 1         | 6         |
| Candioti      | 0        | 1        | 8.22        | 2        | 2        | 0        | 0        | 0        | 7.2         | 17        | 9         | 7         | 2         | 5         |
| MacDonald     | 0        | 0        | 9.00        | 1        | 0        | 0        | 0        | 0        | 1.0         | 1         | 1         | 1         | 1         | 0         |
| Stottlemire   | 0        | 1        | 9.82        | 1        | 1        | 0        | 0        | 0        | 3.2         | 7         | 4         | 4         | 1         | 3         |
| <b>Totals</b> | <b>1</b> | <b>4</b> | <b>4.60</b> | <b>5</b> | <b>5</b> | <b>0</b> | <b>0</b> | <b>1</b> | <b>45.0</b> | <b>50</b> | <b>27</b> | <b>23</b> | <b>15</b> | <b>37</b> |

| TWINS:            | AVG         | G        | AB         | R         | H         | 2B       | 3B       | HR       | RBI       | BB        | SO        | SB       |
|-------------------|-------------|----------|------------|-----------|-----------|----------|----------|----------|-----------|-----------|-----------|----------|
| Puckett, cf       | .429        | 5        | 21         | 4         | 9         | 1        | 0        | 2        | 6         | 1         | 4         | 0        |
| Knoblauch, 2b     | .350        | 5        | 20         | 5         | 7         | 2        | 0        | 0        | 3         | 3         | 3         | 2        |
| Mack, rf          | .333        | 5        | 18         | 4         | 6         | 1        | 1        | 0        | 3         | 2         | 4         | 2        |
| Pagliarulo, 3b-ph | .333        | 5        | 15         | 4         | 5         | 1        | 0        | 1        | 3         | 0         | 2         | 0        |
| Davis, dh         | .294        | 5        | 17         | 3         | 5         | 2        | 0        | 0        | 2         | 5         | 8         | 1        |
| Harper, c         | .278        | 5        | 18         | 1         | 5         | 2        | 0        | 0        | 1         | 0         | 2         | 0        |
| Gladden, lf       | .261        | 5        | 23         | 4         | 6         | 0        | 0        | 0        | 3         | 1         | 3         | 3        |
| Gagne, ss         | .235        | 5        | 17         | 1         | 4         | 0        | 0        | 0        | 1         | 1         | 5         | 0        |
| Hrbek, 1b         | .143        | 5        | 21         | 0         | 3         | 0        | 0        | 0        | 3         | 1         | 3         | 0        |
| Leius, 3b         | .000        | 3        | 4          | 0         | 0         | 0        | 0        | 0        | 0         | 1         | 1         | 0        |
| Larkin, ph        | .000        | 3        | 3          | 0         | 0         | 0        | 0        | 0        | 0         | 0         | 1         | 0        |
| Ortiz, c          | .000        | 3        | 3          | 0         | 0         | 0        | 0        | 0        | 0         | 0         | 0         | 0        |
| Sorrento, ph      | .000        | 1        | 1          | 0         | 0         | 0        | 0        | 0        | 0         | 0         | 1         | 0        |
| Newman, 3b-ss     | .000        | 2        | 0          | 0         | 0         | 0        | 0        | 0        | 0         | 0         | 0         | 0        |
| Brown, pr         | .000        | 1        | 0          | 0         | 0         | 0        | 0        | 0        | 0         | 0         | 0         | 0        |
| <b>Totals</b>     | <b>.276</b> | <b>5</b> | <b>181</b> | <b>27</b> | <b>50</b> | <b>9</b> | <b>1</b> | <b>3</b> | <b>25</b> | <b>15</b> | <b>37</b> | <b>8</b> |

| Pitchers:     | W        | L        | ERA         | G        | GS       | CG       | SHO      | SV       | IP          | H         | R         | ER        | BB        | SO        |
|---------------|----------|----------|-------------|----------|----------|----------|----------|----------|-------------|-----------|-----------|-----------|-----------|-----------|
| West          | 1        | 0        | 0.00        | 2        | 0        | 0        | 0        | 0        | 5.2         | 1         | 0         | 0         | 4         | 4         |
| Willis        | 0        | 0        | 0.00        | 3        | 0        | 0        | 0        | 0        | 5.1         | 2         | 0         | 0         | 0         | 3         |
| Aguilera      | 0        | 0        | 0.00        | 3        | 0        | 0        | 0        | 3        | 3.1         | 1         | 0         | 0         | 0         | 3         |
| Guthrie       | 1        | 0        | 0.00        | 2        | 0        | 0        | 0        | 0        | 2.2         | 0         | 0         | 0         | 0         | 0         |
| Bedrosian     | 0        | 0        | 0.00        | 2        | 0        | 0        | 0        | 0        | 1.1         | 3         | 2         | 0         | 2         | 2         |
| Morris        | 2        | 0        | 4.05        | 2        | 2        | 0        | 0        | 0        | 13.1        | 17        | 6         | 6         | 1         | 7         |
| Erickson      | 0        | 0        | 4.50        | 1        | 1        | 0        | 0        | 0        | 4.0         | 3         | 2         | 2         | 5         | 2         |
| Tapani        | 0        | 1        | 7.84        | 2        | 2        | 0        | 0        | 0        | 10.1        | 16        | 9         | 9         | 3         | 9         |
| <b>Totals</b> | <b>4</b> | <b>1</b> | <b>3.33</b> | <b>5</b> | <b>5</b> | <b>0</b> | <b>0</b> | <b>3</b> | <b>46.0</b> | <b>43</b> | <b>19</b> | <b>17</b> | <b>15</b> | <b>30</b> |

## TWINS POSTSEASON CLINCHING DATES

| YEAR | GAME | DATE         | DETAILS  |
|------|------|--------------|--|
| 1965 | 157  | September 26 | Twins defeated Washington 2-1 at Washington  |
| 1969 | 153  | September 22 | Twins defeated Kansas City 4-3 at Kansas City  |
| 1970 | 154  | September 22 | Twins defeated Oakland 5-3 at Oakland  |
| 1987 | 157  | September 28 | Twins defeated Texas 5-3 at Texas  |
| 1991 | 155  | September 29 | Twins lost 2-1 at Toronto while Chicago lost 2-1 to Seattle                                |
| 2002 | 150  | September 15 | Twins won 5-0 at Cleveland while Chicago lost 8-4 to New York                              |
| 2003 | 157  | September 23 | Twins won 4-1 vs. Cleveland while Chicago and Kansas City lost                             |
| 2004 | 150  | September 20 | Twins defeated Chicago 8-2 at Chicago  |
| 2006 | 162  | September 25 | Twins defeated Kansas City 3-2 to clinch a playoff spot, eventually Division title on 10/1 |
| 2009 | 163  | October 6    | Twins defeated Detroit 6-5 in 12 innings in Central Division Tiebreaker game               |
| 2010 | 151  | September 21 | Twins defeat Cleveland 6-4, 91st win of season, Gardenhire's 800th career win              |
| 2017 | 158  | September 28 | Twins lost 4-2 at Cleveland while Los Angeles-AL lost 6-4 at Chicago-AL                    |

# 1991 ALCS (CONTINUED)

## GAME 1 Tuesday, October 8 at Minnesota

|           |   |   |   |   |   |   |   |   |   |   |   |    |   |
|-----------|---|---|---|---|---|---|---|---|---|---|---|----|---|
| Toronto   | 0 | 0 | 0 | 1 | 0 | 3 | 0 | 0 | 0 | — | 4 | 9  | 2 |
| Minnesota | 2 | 2 | 1 | 0 | 0 | 0 | 0 | 0 | x | — | 5 | 11 | 0 |

WP —Morris. LP —Candiotti. Save —Aguilera.  
Candiotti, Wells (3), Timlin (6) and Borders.  
Morris, Willis (6), Aguilera (8) and Harper, Ortiz (8).  
T — 3:17. A — 54,766.

## GAME 2 Wednesday, October 9 at Minnesota

|           |   |   |   |   |   |   |   |   |   |   |   |   |   |
|-----------|---|---|---|---|---|---|---|---|---|---|---|---|---|
| Toronto   | 1 | 0 | 2 | 0 | 0 | 0 | 2 | 0 | 0 | — | 5 | 9 | 0 |
| Minnesota | 0 | 0 | 1 | 0 | 0 | 1 | 0 | 0 | 0 | — | 2 | 5 | 1 |

WP —Guzman. LP —Tapani. Save —Ward.  
Guzman, Henke (6), Ward (8) and Borders.  
Tapani, Bedrosian (7), Guthrie (7) and Harper.  
T — 3:02. A — 54,816.

## GAME 3 Friday, October 11 at Toronto

|           |   |   |   |   |   |   |   |   |   |   |   |   |   |   |
|-----------|---|---|---|---|---|---|---|---|---|---|---|---|---|---|
| Minnesota | 0 | 0 | 0 | 0 | 1 | 1 | 0 | 0 | 0 | 1 | — | 3 | 7 | 0 |
| Toronto   | 2 | 0 | 0 | 0 | 0 | 0 | 0 | 0 | 0 | 0 | — | 2 | 5 | 1 |

WP —Guthrie. LP —Timlin. Save —Aguilera.  
Erickson, West (5), Willis (7), Guthrie (9), Aguilera (10) and Ortiz, Harper (10).  
Key, Wells (7), Henke (8), Timlin (10) and Borders.  
HR — Carter, Pagliarulo. T — 3:36. A — 51,454.

## GAME 4 Saturday, October 12 at Toronto

|           |   |   |   |   |   |   |   |   |   |   |   |    |   |
|-----------|---|---|---|---|---|---|---|---|---|---|---|----|---|
| Minnesota | 0 | 0 | 0 | 4 | 0 | 2 | 1 | 1 | 1 | — | 9 | 13 | 0 |
| Toronto   | 0 | 1 | 0 | 0 | 0 | 1 | 0 | 0 | 1 | — | 3 | 11 | 2 |

WP —Morris. LP —Stottlmyre.  
Morris, Bedrosian (9) and Harper.  
Stottlmyre, Wells (4), Acker (6), Timlin (7), MacDonald (9) and Borders.  
HR — Puckett. T — 3:15. A — 51,526.

## GAME 5 Sunday, October 13 at Toronto

|           |   |   |   |   |   |   |   |   |   |   |   |    |   |
|-----------|---|---|---|---|---|---|---|---|---|---|---|----|---|
| Minnesota | 1 | 1 | 0 | 0 | 0 | 3 | 0 | 3 | 0 | — | 8 | 14 | 2 |
| Toronto   | 0 | 0 | 3 | 2 | 0 | 0 | 0 | 0 | 0 | — | 5 | 9  | 1 |

WP —West. LP —Ward. Save —Aguilera.  
Tapani, West (5), Willis (8), Aguilera (9) and Harper, Ortiz (9).  
Candiotti, Timlin (6), Ward (6), Wells (8) and Borders.  
HR — Puckett. T — 3:29. A — 51,425.



# 1991 WORLD SERIES

## TWINS VS. ATLANTA BRAVES

| BRVES:          | AVG  | G | AB    | R  | H  | 2B | 3B  | HR | RBI  | BB | SO | SB |    |    |
|-----------------|------|---|-------|----|----|----|-----|----|------|----|----|----|----|----|
| Lemke, 2b       | .417 | 6 | 24    | 4  | 10 | 1  | 3   | 0  | 4    | 2  | 4  | 0  |    |    |
| Belliard, ss    | .375 | 7 | 16    | 0  | 6  | 1  | 0   | 0  | 4    | 1  | 2  | 0  |    |    |
| Pendleton, 3b   | .367 | 7 | 30    | 6  | 11 | 3  | 0   | 2  | 3    | 3  | 1  | 0  |    |    |
| Gant, cf        | .267 | 7 | 30    | 3  | 8  | 0  | 1   | 0  | 4    | 2  | 3  | 1  |    |    |
| Justice, rf     | .259 | 7 | 27    | 5  | 7  | 0  | 0   | 2  | 6    | 5  | 5  | 2  |    |    |
| Treadway, 2b-ph | .250 | 3 | 4     | 1  | 1  | 0  | 0   | 0  | 0    | 1  | 2  | 0  |    |    |
| Smith, dh-1f    | .231 | 7 | 26    | 5  | 6  | 0  | 0   | 3  | 3    | 3  | 4  | 1  |    |    |
| Olson, c        | .222 | 7 | 27    | 3  | 6  | 2  | 0   | 0  | 1    | 5  | 4  | 1  |    |    |
| Hunter, lf-1b   | .190 | 7 | 21    | 2  | 4  | 1  | 0   | 1  | 3    | 0  | 2  | 0  |    |    |
| Blauser, ss-ph  | .167 | 5 | 6     | 0  | 1  | 0  | 0   | 0  | 0    | 1  | 1  | 0  |    |    |
| Bream, 1b       | .125 | 7 | 24    | 0  | 3  | 2  | 0   | 0  | 0    | 3  | 4  | 0  |    |    |
| Avery, p        | .000 | 2 | 3     | 0  | 0  | 0  | 0   | 0  | 0    | 0  | 2  | 0  |    |    |
| Gregg, ph       | .000 | 4 | 3     | 0  | 0  | 0  | 0   | 0  | 0    | 0  | 2  | 0  |    |    |
| Glavine, p      | .000 | 2 | 2     | 0  | 0  | 0  | 0   | 0  | 0    | 0  | 0  | 0  |    |    |
| Mitchell, lf-pr | .000 | 3 | 2     | 0  | 0  | 0  | 0   | 0  | 0    | 0  | 1  | 0  |    |    |
| Smoltz, p       | .000 | 2 | 2     | 0  | 0  | 0  | 0   | 0  | 0    | 0  | 1  | 0  |    |    |
| Cabrera, ph-c   | .000 | 3 | 1     | 0  | 0  | 0  | 0   | 0  | 0    | 0  | 0  | 0  |    |    |
| Clancy, p       | .000 | 3 | 1     | 0  | 0  | 0  | 0   | 0  | 0    | 0  | 1  | 0  |    |    |
| Leibrandt, p    | .000 | 2 | 0     | 0  | 0  | 0  | 0   | 0  | 0    | 0  | 0  | 0  |    |    |
| Mercker, p      | .000 | 2 | 0     | 0  | 0  | 0  | 0   | 0  | 0    | 0  | 0  | 0  |    |    |
| Pena, p         | .000 | 3 | 0     | 0  | 0  | 0  | 0   | 0  | 0    | 0  | 0  | 0  |    |    |
| St. Claire, p   | .000 | 1 | 0     | 0  | 0  | 0  | 0   | 0  | 0    | 0  | 0  | 0  |    |    |
| Stanton, p      | .000 | 5 | 0     | 0  | 0  | 0  | 0   | 0  | 0    | 0  | 0  | 0  |    |    |
| Willard, ph     | .000 | 1 | 0     | 0  | 0  | 0  | 0   | 1  | 0    | 0  | 0  | 0  |    |    |
| Wohlers, p      | .000 | 3 | 0     | 0  | 0  | 0  | 0   | 0  | 0    | 0  | 0  | 0  |    |    |
| Totals          | .253 | 7 | 249   | 29 | 63 | 10 | 4   | 8  | 29   | 26 | 39 | 5  |    |    |
|                 |      |   |       |    |    |    |     |    |      |    |    |    |    |    |
| Pitchers:       | W    | L | ERA   | G  | GS | CG | SHO | SV | IP   | H  | R  | ER | BB | SO |
| Stanton         | 1    | 0 | 0.00  | 5  | 0  | 0  | 0   | 0  | 7.1  | 5  | 0  | 0  | 2  | 7  |
| Wohlers         | 0    | 0 | 0.00  | 3  | 0  | 0  | 0   | 0  | 1.2  | 2  | 0  | 0  | 2  | 1  |
| Mercker         | 0    | 0 | 0.00  | 2  | 0  | 0  | 0   | 0  | 1.0  | 0  | 0  | 0  | 0  | 1  |
| Smoltz          | 0    | 0 | 1.26  | 2  | 2  | 0  | 0   | 0  | 14.1 | 13 | 2  | 2  | 1  | 11 |
| Glavine         | 1    | 1 | 2.70  | 2  | 2  | 1  | 0   | 0  | 13.1 | 8  | 6  | 4  | 7  | 8  |
| Pena            | 0    | 1 | 3.38  | 3  | 0  | 0  | 0   | 0  | 5.1  | 6  | 2  | 2  | 3  | 7  |
| Avery           | 0    | 0 | 3.46  | 2  | 2  | 0  | 0   | 0  | 13.0 | 10 | 6  | 5  | 1  | 8  |
| Clancy          | 1    | 0 | 4.15  | 3  | 0  | 0  | 0   | 0  | 4.1  | 3  | 2  | 2  | 4  | 2  |
| St. Claire      | 0    | 0 | 9.00  | 1  | 0  | 0  | 0   | 0  | 1.0  | 1  | 1  | 1  | 0  | 0  |
| Leibrandt       | 0    | 2 | 11.25 | 2  | 1  | 0  | 0   | 0  | 4.0  | 8  | 5  | 5  | 1  | 3  |
| Totals          | 3    | 4 | 2.89  | 7  | 7  | 1  | 0   | 0  | 65.1 | 56 | 24 | 21 | 21 | 48 |

# 1991 WORLD SERIES (CONTINUED)

| TWINS:             | AVG  | G | AB  | R  | H  | 2B | 3B | HR | RBI | BB | SO | SB |
|--------------------|------|---|-----|----|----|----|----|----|-----|----|----|----|
| Larkin ph          | .500 | 4 | 4   | 0  | 2  | 0  | 0  | 0  | 1   | 0  | 0  | 0  |
| Newman ph-3b-2b-pr | .500 | 4 | 2   | 0  | 1  | 0  | 1  | 0  | 1   | 0  | 0  | 0  |
| Harper c-ph        | .381 | 7 | 21  | 2  | 8  | 2  | 0  | 0  | 1   | 2  | 2  | 0  |
| Leius 3b-ph-ss     | .357 | 7 | 14  | 2  | 5  | 0  | 0  | 1  | 2   | 1  | 2  | 0  |
| Knoblauch 2b       | .308 | 7 | 26  | 3  | 8  | 1  | 0  | 0  | 2   | 4  | 2  | 4  |
| Pagliarulo ph-3b   | .273 | 6 | 11  | 1  | 3  | 0  | 0  | 1  | 2   | 1  | 2  | 0  |
| Puckett cf         | .250 | 7 | 24  | 4  | 6  | 0  | 1  | 2  | 4   | 5  | 7  | 1  |
| Bush ph-rf         | .250 | 3 | 4   | 0  | 1  | 0  | 0  | 0  | 0   | 0  | 1  | 0  |
| Gladden lf         | .233 | 7 | 30  | 5  | 7  | 2  | 2  | 0  | 0   | 3  | 4  | 2  |
| Davis dh-ph-rf     | .222 | 6 | 18  | 4  | 4  | 0  | 0  | 2  | 4   | 2  | 3  | 0  |
| Ortiz c            | .200 | 3 | 5   | 0  | 1  | 0  | 0  | 0  | 1   | 0  | 1  | 0  |
| Gagne ss           | .167 | 7 | 24  | 1  | 4  | 1  | 0  | 1  | 3   | 0  | 7  | 0  |
| Mack rf            | .130 | 6 | 23  | 0  | 3  | 1  | 0  | 0  | 1   | 0  | 7  | 0  |
| Hrbek 1b           | .115 | 7 | 26  | 2  | 3  | 1  | 0  | 1  | 2   | 2  | 6  | 0  |
| Brown pr-rf-cf     | .000 | 3 | 2   | 0  | 0  | 0  | 0  | 0  | 0   | 0  | 0  | 0  |
| Morris p           | .000 | 3 | 2   | 0  | 0  | 0  | 0  | 0  | 0   | 0  | 1  | 0  |
| Sorrento ph-1b     | .000 | 3 | 2   | 0  | 0  | 0  | 0  | 0  | 0   | 1  | 2  | 0  |
| Aguilera p-ph      | .000 | 4 | 1   | 0  | 0  | 0  | 0  | 0  | 0   | 0  | 0  | 0  |
| Erickson p         | .000 | 2 | 1   | 0  | 0  | 0  | 0  | 0  | 0   | 0  | 1  | 0  |
| Tapani p           | .000 | 2 | 1   | 0  | 0  | 0  | 0  | 0  | 0   | 0  | 0  | 0  |
| Bedrosian p        | .000 | 3 | 0   | 0  | 0  | 0  | 0  | 0  | 0   | 0  | 0  | 0  |
| Guthrie p          | .000 | 4 | 0   | 0  | 0  | 0  | 0  | 0  | 0   | 0  | 0  | 0  |
| Leach p            | .000 | 2 | 0   | 0  | 0  | 0  | 0  | 0  | 0   | 0  | 0  | 0  |
| West p             | .000 | 2 | 0   | 0  | 0  | 0  | 0  | 0  | 0   | 0  | 0  | 0  |
| Willis p           | .000 | 4 | 0   | 0  | 0  | 0  | 0  | 0  | 0   | 0  | 0  | 0  |
| Totals             | .232 | 7 | 241 | 24 | 56 | 8  | 4  | 8  | 24  | 21 | 48 | 7  |

| Pitchers: | W | L | ERA  | G | GS | CG | SHO | SV | IP   | H  | R  | ER | BB | SO |
|-----------|---|---|------|---|----|----|-----|----|------|----|----|----|----|----|
| Morris    | 2 | 0 | 1.17 | 3 | 3  | 1  | 1   | 0  | 23.0 | 18 | 3  | 3  | 9  | 15 |
| Aguilera  | 1 | 1 | 1.80 | 4 | 0  | 0  | 0   | 2  | 5.0  | 6  | 1  | 1  | 1  | 3  |
| Guthrie   | 0 | 1 | 2.25 | 4 | 0  | 0  | 0   | 0  | 4.0  | 3  | 1  | 1  | 4  | 3  |
| Leach     | 0 | 0 | 3.86 | 2 | 0  | 0  | 0   | 0  | 2.1  | 2  | 1  | 1  | 0  | 2  |
| Tapani    | 1 | 1 | 4.50 | 2 | 2  | 0  | 0   | 0  | 12.0 | 13 | 6  | 6  | 2  | 7  |
| Erickson  | 0 | 0 | 5.06 | 2 | 2  | 0  | 0   | 0  | 10.2 | 10 | 7  | 6  | 4  | 5  |
| Willis    | 0 | 0 | 5.14 | 4 | 0  | 0  | 0   | 0  | 7.0  | 6  | 4  | 4  | 2  | 2  |
| Bedrosian | 0 | 0 | 5.40 | 3 | 0  | 0  | 0   | 0  | 3.1  | 3  | 2  | 2  | 0  | 2  |
| West      | 0 | 0 | INF  | 2 | 0  | 0  | 0   | 0  | 0.0  | 2  | 4  | 4  | 4  | 0  |
| Totals    | 4 | 3 | 3.74 | 7 | 7  | 1  | 1   | 2  | 67.1 | 63 | 29 | 28 | 26 | 39 |

## GAME 1 Saturday, October 19 at Minnesota

|           |   |   |   |   |   |   |   |   |   |   |   |   |
|-----------|---|---|---|---|---|---|---|---|---|---|---|---|
| Atlanta   | 0 | 0 | 0 | 0 | 1 | 0 | 1 | 0 | — | 2 | 6 | 1 |
| Minnesota | 0 | 0 | 1 | 0 | 3 | 1 | 0 | 0 | x | 5 | 9 | 1 |

WP — Morris. LP — Leibrandt. Save — Aguilera.  
Leibrandt, Clancy (5), Wohlers (7), Stanton (8) and Olson.  
Morris, Guthrie (8), Aguilera (8) and Harper.  
HR — Gagne, Hrbek. T — 3:00. A — 55,108.

## GAME 2 Sunday, October 20 at Minnesota

|           |   |   |   |   |   |   |   |   |   |   |   |   |
|-----------|---|---|---|---|---|---|---|---|---|---|---|---|
| Atlanta   | 0 | 1 | 0 | 0 | 1 | 0 | 0 | 0 | — | 2 | 8 | 1 |
| Minnesota | 2 | 0 | 0 | 0 | 0 | 0 | 1 | x | — | 3 | 4 | 1 |

WP — Tapani. LP — Glavine. Save — Aguilera.  
Glavine and Olson.  
Tapani, Aguilera (9) and Harper.  
HR — Davis, Leius. T — 2:37. A — 55,145.

## GAME 3 Tuesday, October 22 at Atlanta

|           |   |   |   |   |   |   |   |   |   |   |   |   |    |   |
|-----------|---|---|---|---|---|---|---|---|---|---|---|---|----|---|
| Minnesota | 1 | 0 | 0 | 0 | 0 | 1 | 2 | 0 | 0 | 0 | — | 4 | 10 | 1 |
| Atlanta   | 0 | 1 | 0 | 1 | 2 | 0 | 0 | 0 | 0 | 0 | 1 | — | 5  | 8 |

WP — Clancy. LP — Aguilera.  
Erickson, West (5), Leach (5), Bedrosian (6), Willis (8), Guthrie (10), Aguilera (12) and Ortiz, Harper (8).  
Avery, Pena (8), Stanton (10), Wohlers (12), Mercker (12), Clancy (12) and Olson.  
HR — Justice, Smith, Puckett, Davis. T — 4:04. A — 50,878.

## GAME 4 Wednesday, October 23 at Atlanta

|           |   |   |   |   |   |   |   |   |   |   |   |   |   |
|-----------|---|---|---|---|---|---|---|---|---|---|---|---|---|
| Minnesota | 0 | 1 | 0 | 0 | 0 | 0 | 1 | 0 | 0 | — | 2 | 7 | 0 |
| Atlanta   | 0 | 0 | 1 | 0 | 0 | 0 | 1 | 0 | 1 | — | 3 | 8 | 0 |

WP — Stanton. LP — Guthrie.  
Morris, Willis (7), Guthrie (8), Bedrosian (9) and Harper.  
Smoltz, Wohlers (8), Stanton (8) and Olson.  
HR — Pendleton, Pagliarulo. T — 2:57. A — 50,878.

## GAME 5 Thursday, October 24 at Atlanta

|           |   |   |   |   |   |   |   |   |   |   |    |    |   |
|-----------|---|---|---|---|---|---|---|---|---|---|----|----|---|
| Minnesota | 0 | 0 | 0 | 0 | 0 | 3 | 0 | 1 | 1 | — | 5  | 7  | 1 |
| Atlanta   | 0 | 0 | 0 | 4 | 1 | 0 | 6 | 3 | x | — | 14 | 17 | 1 |

WP — Glavine. LP — Tapani.  
Tapani, Leach (5), West (7), Bedrosian (7), Willis (8) and Harper, Ortiz (8).  
Glavine, Mercker (6), Clancy (7), St. Claire (9) and Olson, Cabrera (9).  
HR — Justice, Smith, Hunter. T — 2:59. A — 50,878.

## GAME 6 Saturday, October 26 at Minnesota

|           |   |   |   |   |   |   |   |   |   |   |   |   |   |   |
|-----------|---|---|---|---|---|---|---|---|---|---|---|---|---|---|
| Atlanta   | 0 | 0 | 0 | 0 | 2 | 0 | 1 | 0 | 0 | 0 | — | 3 | 9 | 1 |
| Minnesota | 2 | 0 | 0 | 1 | 0 | 0 | 0 | 0 | 0 | 1 | — | 4 | 9 | 0 |

WP — Aguilera. LP — Leibrandt.  
Avery, Stanton (7), Pena (9), Leibrandt (11) and Olson.  
Erickson, Guthrie (7), Willis (7), Aguilera (10) and Ortiz, Harper (7).  
HR — Pendleton, Puckett. T — 3:36. A — 55,155.

## GAME 7 Sunday, October 27 at Minnesota

|           |   |   |   |   |   |   |   |   |   |   |   |    |   |
|-----------|---|---|---|---|---|---|---|---|---|---|---|----|---|
| Atlanta   | 0 | 0 | 0 | 0 | 0 | 0 | 0 | 0 | 0 | — | 0 | 7  | 0 |
| Minnesota | 0 | 0 | 0 | 0 | 0 | 0 | 0 | 0 | 1 | — | 1 | 10 | 0 |

WP — Morris. LP — Pena.  
Smoltz, Stanton (8), Pena (9) and Olson.  
Morris and Harper.  
T — 3:23. A — 55,118.





# 2002 AMERICAN LEAGUE DIVISION SERIES

TWINS VS. OAKLAND ATHLETICS

| ATHLETICS:    | AVG         | G        | AB         | R         | H         | 2B        | 3B       | HR       | RBI       | BB        | SO        | SB       |
|---------------|-------------|----------|------------|-----------|-----------|-----------|----------|----------|-----------|-----------|-----------|----------|
| Byrnes        | .000        | 2        | 1          | 0         | 0         | 0         | 0        | 0        | 0         | 0         | 1         | 0        |
| Chavez        | .381        | 5        | 21         | 3         | 8         | 0         | 0        | 1        | 5         | 2         | 1         | 0        |
| Durham        | .333        | 5        | 21         | 7         | 7         | 3         | 0        | 2        | 2         | 2         | 4         | 1        |
| Dye           | .400        | 5        | 20         | 3         | 8         | 2         | 0        | 1        | 1         | 1         | 5         | 0        |
| Ellis         | .368        | 5        | 19         | 1         | 7         | 2         | 0        | 1        | 4         | 1         | 2         | 0        |
| Hatberg       | .500        | 5        | 14         | 5         | 7         | 2         | 0        | 1        | 3         | 3         | 0         | 0        |
| Hernandez     | .059        | 5        | 17         | 0         | 1         | 0         | 0        | 0        | 0         | 0         | 4         | 0        |
| Justice       | .238        | 5        | 21         | 2         | 5         | 1         | 1        | 0        | 4         | 0         | 4         | 0        |
| Long          | .167        | 5        | 18         | 1         | 3         | 0         | 0        | 1        | 1         | 1         | 2         | 0        |
| Mabry         | .000        | 2        | 2          | 0         | 0         | 0         | 0        | 0        | 0         | 0         | 1         | 0        |
| Myers         | .000        | 2        | 1          | 0         | 0         | 0         | 0        | 0        | 0         | 0         | 1         | 0        |
| Platt         | .333        | 3        | 3          | 0         | 1         | 1         | 0        | 0        | 0         | 0         | 1         | 0        |
| Saenz         | .000        | 1        | 0          | 0         | 0         | 0         | 0        | 0        | 0         | 1         | 0         | 0        |
| Tejada        | .143        | 5        | 21         | 3         | 3         | 1         | 0        | 1        | 4         | 1         | 7         | 0        |
| Velarde       | .600        | 4        | 5          | 1         | 3         | 1         | 0        | 0        | 1         | 0         | 1         | 0        |
| <b>Totals</b> | <b>.288</b> | <b>5</b> | <b>184</b> | <b>26</b> | <b>53</b> | <b>13</b> | <b>1</b> | <b>8</b> | <b>25</b> | <b>12</b> | <b>34</b> | <b>1</b> |

| Pitchers:     | W        | L        | ERA         | G        | GS       | CG       | SHO      | SV       | IP          | H         | R         | ER        | BB        | SO        |
|---------------|----------|----------|-------------|----------|----------|----------|----------|----------|-------------|-----------|-----------|-----------|-----------|-----------|
| Bowie         | 0        | 0        | 0.00        | 1        | 0        | 0        | 0        | 0        | 1.1         | 0         | 0         | 0         | 0         | 3         |
| Bradford      | 0        | 0        | 0.00        | 2        | 0        | 0        | 0        | 0        | 3.0         | 1         | 0         | 0         | 0         | 1         |
| Hudson        | 0        | 1        | 6.23        | 2        | 2        | 0        | 0        | 0        | 8.2         | 13        | 11        | 6         | 4         | 8         |
| Koch          | 0        | 0        | 9.00        | 3        | 0        | 0        | 0        | 1        | 3.0         | 5         | 3         | 3         | 2         | 3         |
| Lidle         | 0        | 0        | 9.00        | 1        | 0        | 0        | 0        | 0        | 1.0         | 2         | 1         | 1         | 0         | 0         |
| Lilly         | 0        | 1        | 13.50       | 2        | 0        | 0        | 0        | 0        | 4.0         | 10        | 6         | 6         | 1         | 3         |
| Mecir         | 0        | 0        | 0.00        | 1        | 0        | 0        | 0        | 0        | 1.0         | 0         | 0         | 0         | 0         | 2         |
| Mulder        | 1        | 1        | 2.08        | 2        | 2        | 0        | 0        | 0        | 13.0        | 14        | 3         | 3         | 3         | 12        |
| Rincon        | 0        | 0        | 0.00        | 2        | 0        | 0        | 0        | 0        | 3.0         | 2         | 0         | 0         | 0         | 2         |
| Zito          | 1        | 0        | 4.50        | 1        | 1        | 0        | 0        | 0        | 6.0         | 5         | 3         | 3         | 4         | 8         |
| <b>Totals</b> | <b>2</b> | <b>3</b> | <b>4.09</b> | <b>5</b> | <b>5</b> | <b>0</b> | <b>0</b> | <b>1</b> | <b>44.0</b> | <b>52</b> | <b>27</b> | <b>22</b> | <b>14</b> | <b>42</b> |

| TWINS:        | AVG         | G        | AB         | R         | H         | 2B        | 3B       | HR       | RBI       | BB        | SO        | SB       |
|---------------|-------------|----------|------------|-----------|-----------|-----------|----------|----------|-----------|-----------|-----------|----------|
| Cudoyer       | .385        | 5        | 13         | 1         | 5         | 1         | 0        | 0        | 1         | 3         | 3         | 0        |
| Guzman        | .286        | 5        | 21         | 5         | 6         | 2         | 0        | 1        | 2         | 2         | 4         | 2        |
| Hocking       | .500        | 3        | 6          | 0         | 3         | 1         | 0        | 0        | 1         | 0         | 1         | 0        |
| Hunter        | .300        | 5        | 20         | 4         | 6         | 4         | 0        | 0        | 2         | 1         | 4         | 0        |
| Jones         | .250        | 5        | 20         | 3         | 5         | 3         | 0        | 0        | 1         | 1         | 8         | 0        |
| Kielty        | .000        | 3        | 4          | 0         | 0         | 0         | 0        | 0        | 0         | 0         | 1         | 0        |
| Koskie        | .143        | 5        | 21         | 3         | 3         | 0         | 1        | 1        | 5         | 2         | 6         | 0        |
| LeCroy        | .444        | 3        | 9          | 1         | 4         | 0         | 0        | 0        | 1         | 0         | 3         | 0        |
| Mientkiewicz  | .250        | 5        | 20         | 3         | 5         | 0         | 0        | 2        | 4         | 1         | 1         | 0        |
| Mohr          | 1.000       | 4        | 2          | 1         | 2         | 1         | 0        | 0        | 0         | 1         | 0         | 0        |
| Ortiz         | .231        | 4        | 13         | 0         | 3         | 2         | 0        | 0        | 2         | 0         | 5         | 0        |
| Pierzynski    | .438        | 5        | 16         | 4         | 7         | 0         | 1        | 1        | 4         | 2         | 2         | 0        |
| Prince        | .000        | 1        | 2          | 0         | 0         | 0         | 0        | 0        | 0         | 0         | 2         | 0        |
| Rivas         | .250        | 4        | 12         | 2         | 3         | 1         | 0        | 0        | 0         | 1         | 2         | 0        |
| <b>Totals</b> | <b>.291</b> | <b>5</b> | <b>179</b> | <b>27</b> | <b>52</b> | <b>15</b> | <b>2</b> | <b>5</b> | <b>23</b> | <b>14</b> | <b>42</b> | <b>2</b> |

| Pitchers:     | W        | L        | ERA         | G        | GS       | CG       | SHO      | SV       | IP          | H         | R         | ER        | BB        | SO        |
|---------------|----------|----------|-------------|----------|----------|----------|----------|----------|-------------|-----------|-----------|-----------|-----------|-----------|
| Fiore         | 0        | 0        | 20.25       | 1        | 0        | 0        | 0        | 0        | 1.1         | 4         | 3         | 3         | 2         | 0         |
| Guardado      | 0        | 0        | 13.50       | 2        | 0        | 0        | 0        | 1        | 2.0         | 5         | 3         | 3         | 1         | 1         |
| Hawkins       | 0        | 0        | 0.00        | 3        | 0        | 0        | 0        | 0        | 2.1         | 0         | 0         | 0         | 0         | 5         |
| Jackson       | 0        | 0        | 0.00        | 1        | 0        | 0        | 0        | 0        | 0.2         | 1         | 0         | 0         | 0         | 0         |
| Lohse         | 0        | 0        | 0.00        | 2        | 0        | 0        | 0        | 0        | 4.0         | 2         | 0         | 0         | 0         | 5         |
| Mays          | 0        | 1        | 14.73       | 1        | 1        | 0        | 0        | 0        | 3.2         | 9         | 6         | 6         | 2         | 1         |
| Milton        | 1        | 0        | 2.57        | 1        | 1        | 0        | 0        | 0        | 7.0         | 6         | 2         | 2         | 1         | 3         |
| Radke         | 2        | 0        | 1.54        | 2        | 2        | 0        | 0        | 0        | 11.2        | 14        | 6         | 2         | 1         | 7         |
| Reed          | 0        | 1        | 7.20        | 1        | 1        | 0        | 0        | 0        | 5.0         | 6         | 4         | 4         | 2         | 8         |
| Romero        | 0        | 0        | 0.00        | 3        | 0        | 0        | 0        | 0        | 3.1         | 3         | 0         | 0         | 1         | 2         |
| Santana       | 0        | 0        | 6.00        | 2        | 0        | 0        | 0        | 0        | 3.0         | 3         | 2         | 2         | 2         | 2         |
| <b>Totals</b> | <b>3</b> | <b>2</b> | <b>4.50</b> | <b>5</b> | <b>5</b> | <b>0</b> | <b>0</b> | <b>1</b> | <b>44.0</b> | <b>53</b> | <b>26</b> | <b>22</b> | <b>12</b> | <b>34</b> |

# 2002 DIVISION SERIES (CONTINUED)

## GAME 1 Tuesday, October 1 at Oakland

|  |   |   |   |   |   |   |   |   |   |   |   |    |   |
|--|---|---|---|---|---|---|---|---|---|---|---|----|---|
| Minnesota  | 0 | 1 | 2 | 0 | 0 | 3 | 1 | 0 | 0 | — | 7 | 13 | 3 |
| Oakland  | 3 | 2 | 0 | 0 | 0 | 0 | 0 | 0 | 0 | — | 5 | 12 | 0 |
| WP—Radke. LP—Lilly. Save—Guardado.                                 |   |   |   |   |   |   |   |   |   |   |   |    |   |
| Radke, Santana (6), Romero (7), Guardado (9) and Pierzynski.       |   |   |   |   |   |   |   |   |   |   |   |    |   |
| Hudson, Lilly (6), Lidle (7), Rincon (8), Mecir (9) and Hernandez. |   |   |   |   |   |   |   |   |   |   |   |    |   |
| HR—Koskie, Mientkiewicz. T—3:44. A—34,853.                         |   |   |   |   |   |   |   |   |   |   |   |    |   |

## GAME 2 Wednesday, October 2 at Oakland

|   |   |   |   |   |   |   |   |   |   |   |   |    |   |
|---|---|---|---|---|---|---|---|---|---|---|---|----|---|
| Minnesota   | 0 | 0 | 0 | 0 | 0 | 1 | 0 | 0 | 0 | — | 1 | 7  | 0 |
| Oakland   | 3 | 0 | 0 | 5 | 1 | 0 | 0 | 0 | 0 | — | 9 | 14 | 0 |
| WP—Mulder. LP—Mays.   |   |   |   |   |   |   |   |   |   |   |   |    |   |
| Mays, Fiore (4), Lohse (6), Hawkins (9) and Pierzynski, Prince (6). |   |   |   |   |   |   |   |   |   |   |   |    |   |
| Mulder, Bradford (7), Koch (9) and Hernandez.                       |   |   |   |   |   |   |   |   |   |   |   |    |   |
| HR—Chavez, Guzman. T—3:04. A—31,953.                                |   |   |   |   |   |   |   |   |   |   |   |    |   |

## GAME 3 Friday, October 4 at Minnesota

|   |   |   |   |   |   |   |   |   |   |   |   |   |   |
|---|---|---|---|---|---|---|---|---|---|---|---|---|---|
| Oakland   | 2 | 0 | 0 | 1 | 0 | 1 | 2 | 0 | 0 | — | 6 | 9 | 1 |
| Minnesota   | 0 | 0 | 0 | 1 | 2 | 0 | 0 | 0 | 0 | — | 3 | 8 | 0 |
| WP—Zito. LP—Reed. Save—Koch.  |   |   |   |   |   |   |   |   |   |   |   |   |   |
| Zito, Rincon (7), Koch (9) and Hernandez.                               |   |   |   |   |   |   |   |   |   |   |   |   |   |
| Reed, Santana (6), Jackson (7), Romero (8), Hawkins (9) and Pierzynski. |   |   |   |   |   |   |   |   |   |   |   |   |   |
| HR—Durham, Hatteberg, Long, Dye. T—3:26. A—55,932.                      |   |   |   |   |   |   |   |   |   |   |   |   |   |

## GAME 4 Saturday, October 5 at Minnesota

|  |   |   |   |   |   |   |   |   |   |   |    |    |   |
|--|---|---|---|---|---|---|---|---|---|---|----|----|---|
| Oakland  | 0 | 0 | 2 | 0 | 0 | 0 | 0 | 0 | 0 | — | 2  | 7  | 2 |
| Minnesota  | 0 | 0 | 2 | 7 | 0 | 0 | 2 | 0 | x | — | 11 | 12 | 2 |
| WP—Milton. LP—Hudson.                                  |   |   |   |   |   |   |   |   |   |   |    |    |   |
| Hudson, Lilly (4), Bowie (7) and Hernandez, Myers (8). |   |   |   |   |   |   |   |   |   |   |    |    |   |
| Milton, Lohse (8) and Pierzynski.                      |   |   |   |   |   |   |   |   |   |   |    |    |   |
| HR—Tejada, Mientkiewicz. T—3:20. A—55,960.             |   |   |   |   |   |   |   |   |   |   |    |    |   |

## GAME 5 Sunday, October 6 at Oakland

|  |   |   |   |   |   |   |   |   |   |   |   |    |   |
|--|---|---|---|---|---|---|---|---|---|---|---|----|---|
| Minnesota  | 0 | 1 | 1 | 0 | 0 | 0 | 0 | 0 | 3 | — | 5 | 12 | 0 |
| Oakland  | 0 | 0 | 1 | 0 | 0 | 0 | 0 | 0 | 3 | — | 4 | 11 | 0 |
| WP—Radke. LP—Mulder.   |   |   |   |   |   |   |   |   |   |   |   |    |   |
| Radke, Romero (5), Hawkins (8), Guardado (9) and Pierzynski. |   |   |   |   |   |   |   |   |   |   |   |    |   |
| Mulder, Bradford (6), Koch (6) and Hernandez, Myers (9).     |   |   |   |   |   |   |   |   |   |   |   |    |   |
| HR—Durham, Ellis, Pierzynski. T—3:23. A—32,146.              |   |   |   |   |   |   |   |   |   |   |   |    |   |



## 2002 AMERICAN LEAGUE CHAMPIONSHIP SERIES

TWINS VS. ANAHEIM ANGELS

| ANGELS:     | AVG   | G | AB   | R  | H  | 2B | 3B  | HR | RBI  | BB | SO | SB |    |    |
|-------------|-------|---|------|----|----|----|-----|----|------|----|----|----|----|----|
| Anderson    | .250  | 5 | 20   | 3  | 5  | 1  | 0   | 1  | 3    | 1  | 0  | 0  |    |    |
| Eckstein    | .286  | 5 | 21   | 1  | 6  | 0  | 0   | 0  | 2    | 0  | 2  | 0  |    |    |
| Erstad      | .364  | 5 | 22   | 4  | 8  | 0  | 0   | 1  | 2    | 0  | 3  | 1  |    |    |
| Figgins     | 1.000 | 3 | 1    | 2  | 1  | 0  | 0   | 0  | 0    | 0  | 0  | 0  |    |    |
| Fullmer     | .333  | 4 | 12   | 2  | 4  | 2  | 0   | 1  | 4    | 0  | 2  | 0  |    |    |
| Gil         | .000  | 1 | 2    | 0  | 0  | 0  | 0   | 0  | 0    | 0  | 1  | 0  |    |    |
| Glaus       | .316  | 5 | 19   | 4  | 6  | 0  | 1   | 1  | 2    | 2  | 5  | 0  |    |    |
| Kennedy     | .357  | 4 | 14   | 5  | 5  | 0  | 0   | 3  | 5    | 0  | 2  | 1  |    |    |
| B. Molina   | .214  | 5 | 14   | 0  | 3  | 0  | 1   | 0  | 2    | 1  | 2  | 0  |    |    |
| J. Molina   | .000  | 3 | 1    | 0  | 0  | 0  | 0   | 0  | 0    | 0  | 0  | 0  |    |    |
| Ochoa       | .000  | 4 | 4    | 2  | 0  | 0  | 0   | 0  | 0    | 0  | 3  | 0  |    |    |
| Palmeiro    | .000  | 2 | 2    | 0  | 0  | 0  | 0   | 0  | 0    | 0  | 1  | 0  |    |    |
| Salmon      | .214  | 5 | 14   | 0  | 3  | 0  | 0   | 0  | 0    | 3  | 1  | 0  |    |    |
| Spiezio     | .353  | 5 | 17   | 5  | 6  | 2  | 0   | 1  | 5    | 2  | 1  | 1  |    |    |
| Wooten      | .250  | 3 | 8    | 1  | 2  | 0  | 0   | 0  | 1    | 0  | 3  | 0  |    |    |
| Totals      | .287  | 5 | 171  | 29 | 49 | 5  | 2   | 8  | 26   | 9  | 26 | 3  |    |    |
| Pitchers:   | W     | L | ERA  | G  | GS | CG | SHO | SV | IP   | H  | R  | ER | BB | SO |
| Appler      | 0     | 1 | 3.48 | 2  | 2  | 0  | 0   | 0  | 10.1 | 10 | 4  | 4  | 4  | 3  |
| Donnelly    | 0     | 0 | 8.10 | 3  | 0  | 0  | 0   | 0  | 3.1  | 3  | 3  | 3  | 0  | 5  |
| Lackey      | 1     | 0 | 0.00 | 1  | 1  | 0  | 0   | 0  | 7.0  | 3  | 0  | 0  | 0  | 7  |
| Ortiz       | 1     | 0 | 5.06 | 1  | 1  | 0  | 0   | 0  | 5.1  | 10 | 3  | 3  | 1  | 3  |
| Percival    | 0     | 0 | 0.00 | 3  | 0  | 0  | 0   | 2  | 3.1  | 0  | 0  | 0  | 0  | 3  |
| Rodriguez   | 2     | 0 | 0.00 | 4  | 0  | 0  | 0   | 0  | 4.1  | 2  | 0  | 0  | 2  | 7  |
| Schoeneweis | 0     | 0 | 0.00 | 1  | 0  | 0  | 0   | 0  | 0.2  | 0  | 0  | 0  | 0  | 0  |
| Washburn    | 0     | 0 | 1.29 | 1  | 1  | 0  | 0   | 0  | 7.0  | 6  | 1  | 1  | 0  | 7  |
| Weber       | 0     | 0 | 3.38 | 3  | 0  | 0  | 0   | 0  | 2.2  | 3  | 1  | 1  | 0  | 3  |
| Totals      | 4     | 1 | 2.45 | 5  | 5  | 0  | 0   | 2  | 44.0 | 37 | 12 | 12 | 7  | 38 |



# 2002 ALCS (CONTINUED)

| TWINS:       | AVG  | G | AB    | R  | H  | 2B | 3B  | HR | RBI  | BB | SO | SB |    |    |
|--------------|------|---|-------|----|----|----|-----|----|------|----|----|----|----|----|
| Cuddyer      | .200 | 3 | 5     | 0  | 1  | 0  | 0   | 0  | 0    | 1  | 1  | 0  |    |    |
| Guzman       | .167 | 5 | 18    | 1  | 3  | 1  | 0   | 0  | 0    | 0  | 3  | 0  |    |    |
| Hunter       | .167 | 5 | 18    | 2  | 3  | 2  | 0   | 0  | 0    | 1  | 3  | 0  |    |    |
| Jones        | .100 | 5 | 20    | 0  | 2  | 1  | 0   | 0  | 2    | 0  | 4  | 0  |    |    |
| Kielty       | .000 | 4 | 3     | 0  | 0  | 0  | 0   | 0  | 1    | 1  | 2  | 0  |    |    |
| Koskie       | .278 | 5 | 18    | 3  | 5  | 2  | 0   | 0  | 2    | 2  | 8  | 0  |    |    |
| Lamb         | .000 | 2 | 0     | 0  | 0  | 0  | 0   | 0  | 0    | 0  | 0  | 0  |    |    |
| LeCroy       | .333 | 1 | 3     | 0  | 1  | 0  | 0   | 0  | 0    | 0  | 1  | 0  |    |    |
| Mientkiewicz | .278 | 5 | 18    | 1  | 5  | 1  | 0   | 0  | 2    | 1  | 2  | 0  |    |    |
| Mohr         | .417 | 5 | 12    | 3  | 5  | 1  | 0   | 0  | 0    | 0  | 4  | 1  |    |    |
| Ortiz        | .313 | 5 | 16    | 0  | 5  | 1  | 0   | 0  | 2    | 0  | 5  | 0  |    |    |
| Pierzynski   | .250 | 5 | 16    | 1  | 4  | 0  | 0   | 0  | 2    | 0  | 2  | 0  |    |    |
| Prince       | .000 | 1 | 1     | 0  | 0  | 0  | 0   | 0  | 0    | 0  | 0  | 0  |    |    |
| Rivas        | .250 | 5 | 12    | 1  | 3  | 0  | 0   | 0  | 0    | 1  | 3  | 0  |    |    |
| Totals       | .231 | 5 | 160   | 12 | 37 | 9  | 0   | 0  | 11   | 7  | 38 | 1  |    |    |
| Pitchers:    | W    | L | ERA   | G  | GS | CG | SHO | SV | IP   | H  | R  | ER | BB | SO |
| Guardado     | 0    | 0 | 0.00  | 1  | 0  | 0  | 0   | 1  | 1.0  | 0  | 0  | 0  | 1  | 2  |
| Hawkins      | 0    | 0 | 20.25 | 4  | 0  | 0  | 0   | 0  | 1.1  | 4  | 3  | 3  | 1  | 1  |
| Jackson      | 0    | 0 | 27.00 | 3  | 0  | 0  | 0   | 0  | 1.0  | 5  | 3  | 3  | 2  | 2  |
| Lohse        | 0    | 0 | 0.00  | 1  | 0  | 0  | 0   | 0  | 1.0  | 0  | 0  | 0  | 0  | 1  |
| Mays         | 1    | 0 | 2.03  | 2  | 2  | 0  | 0   | 0  | 13.1 | 12 | 4  | 3  | 0  | 3  |
| Milton       | 0    | 0 | 1.50  | 1  | 1  | 0  | 0   | 0  | 6.0  | 5  | 1  | 1  | 2  | 4  |
| Radke        | 0    | 1 | 2.70  | 1  | 1  | 0  | 0   | 0  | 6.2  | 5  | 2  | 2  | 1  | 4  |
| Reed         | 0    | 1 | 10.13 | 1  | 1  | 0  | 0   | 0  | 5.1  | 8  | 6  | 6  | 0  | 0  |
| Romero       | 0    | 1 | 22.50 | 4  | 0  | 0  | 0   | 0  | 2.0  | 4  | 5  | 5  | 2  | 3  |
| Santana      | 0    | 1 | 10.80 | 4  | 0  | 0  | 0   | 0  | 3.1  | 4  | 4  | 4  | 0  | 4  |
| Wells        | 0    | 0 | 9.00  | 2  | 0  | 0  | 0   | 0  | 1.0  | 2  | 1  | 1  | 0  | 2  |
| Totals       | 1    | 4 | 6.00  | 5  | 5  | 0  | 0   | 1  | 42.0 | 49 | 29 | 28 | 9  | 26 |

## GAME 1 Tuesday, October 8 at Minnesota

|           |   |   |   |   |   |   |   |   |   |   |   |   |
|-----------|---|---|---|---|---|---|---|---|---|---|---|---|
| Anaheim   | 0 | 0 | 1 | 0 | 0 | 0 | 0 | 0 | — | 1 | 4 | 0 |
| Minnesota | 0 | 1 | 0 | 0 | 1 | 0 | 0 | 0 | x | 2 | 5 | 1 |

WP—Mays. LP—Appier. Save—Guardado.

Appier, Donnelly (6), Schoenweis (7), Weber (8) and B. Molina, J. Molina (8).

Mays, Guardado (9) and Pierzynski.

T—2:58. A—55,562.

## GAME 2 Wednesday, October 9 at Minnesota

|           |   |   |   |   |   |   |   |   |   |   |   |    |   |
|-----------|---|---|---|---|---|---|---|---|---|---|---|----|---|
| Anaheim   | 1 | 3 | 0 | 0 | 0 | 2 | 0 | 0 | 0 | — | 6 | 10 | 0 |
| Minnesota | 0 | 0 | 0 | 0 | 0 | 3 | 0 | 0 | 0 | — | 3 | 11 | 1 |

WP—Ortiz. LP—Reed. Save—Percival.

Ortiz, Donnelly (6), Rodriguez (7), Percival (8) and B. Molina.

Reed, Santana (6), Romero (7), Hawkins (7), Jackson (9) and Pierzynski.

HR—Erstad, Fullmer. T—3:13. A—55,990.

## GAME 3 Friday, October 11 at Anaheim

|           |   |   |   |   |   |   |   |   |   |   |   |   |   |
|-----------|---|---|---|---|---|---|---|---|---|---|---|---|---|
| Minnesota | 0 | 0 | 0 | 0 | 0 | 0 | 1 | 0 | 0 | — | 1 | 6 | 0 |
| Anaheim   | 0 | 1 | 0 | 0 | 0 | 0 | 0 | 1 | x | — | 2 | 7 | 0 |

WP—Rodriguez. LP—Romero. Save—Percival.

Milton, Hawkins (7), Santana (7), Jackson (7), Romero (7) and Pierzynski.

Washburn, Rodriguez (8), Percival (9) and B. Molina, J. Molina (8).

HR—Anderson, Glaus. T—3:13. A—44,234.

## GAME 4 Saturday, October 12 at Anaheim

|           |   |   |   |   |   |   |   |   |   |   |   |    |   |
|-----------|---|---|---|---|---|---|---|---|---|---|---|----|---|
| Minnesota | 0 | 0 | 0 | 0 | 0 | 0 | 0 | 0 | 1 | — | 1 | 6  | 2 |
| Anaheim   | 0 | 0 | 0 | 0 | 0 | 0 | 2 | 5 | x | — | 7 | 10 | 0 |

WP—Lackey. LP—Radke.

Radke, Santana (7), Hawkins (8), Romero (8), Jackson (8), Wells (8) and

Pierzynski.

Lackey, Rodriguez (8), Weber (9) and B. Molina.

T—2:49. A—44,830.

## GAME 5 Sunday, October 13 at Anaheim

|           |   |   |   |   |   |   |    |   |   |   |    |    |   |
|-----------|---|---|---|---|---|---|----|---|---|---|----|----|---|
| Minnesota | 1 | 1 | 0 | 0 | 0 | 0 | 3  | 0 | 0 | — | 5  | 9  | 0 |
| Anaheim   | 0 | 0 | 1 | 0 | 2 | 0 | 10 | 0 | x | — | 13 | 18 | 0 |

WP—Rodriguez. LP—Santana.


Mays, Santana (6), Hawkins (7), Romero (7), Wells (7), Lohse (8) and

Pierzynski, Prince (8).

Appier, Donnelly (6), Rodriguez (7), Weber (8), Percival (9) and B. Molina, J.

Molina (8).

HR—Kennedy (3), Spiezo. T—3:30. A—44,835.





# 2003 AMERICAN LEAGUE DIVISION SERIES

TWINS VS. NEW YORK YANKEES

| YANKEES:      | AVG         | G        | AB         | R         | H         | 2B       | 3B       | HR       | RBI       | BB        | SO        | SB       |
|---------------|-------------|----------|------------|-----------|-----------|----------|----------|----------|-----------|-----------|-----------|----------|
| Boone         | .200        | 4        | 15         | 1         | 3         | 1        | 0        | 0        | 0         | 0         | 3         | 1        |
| Dellucci      | .000        | 1        | 0          | 0         | 0         | 0        | 0        | 0        | 0         | 0         | 0         | 0        |
| Giambi        | .250        | 4        | 16         | 1         | 4         | 2        | 0        | 0        | 2         | 2         | 5         | 0        |
| Jeter         | .429        | 4        | 14         | 2         | 6         | 0        | 0        | 1        | 1         | 4         | 2         | 1        |
| Johnson       | .077        | 4        | 13         | 2         | 1         | 1        | 0        | 0        | 2         | 3         | 2         | 0        |
| Matsui        | .267        | 4        | 15         | 2         | 4         | 1        | 0        | 1        | 3         | 2         | 3         | 0        |
| Posada        | .176        | 4        | 17         | 1         | 3         | 1        | 0        | 0        | 0         | 0         | 6         | 0        |
| Rivera        | .333        | 4        | 12         | 2         | 4         | 0        | 0        | 0        | 0         | 1         | 0         | 0        |
| Sierra        | .000        | 1        | 2          | 0         | 0         | 0        | 0        | 0        | 0         | 0         | 0         | 0        |
| Soriano       | .368        | 4        | 19         | 2         | 7         | 1        | 0        | 0        | 4         | 0         | 6         | 2        |
| Williams      | .400        | 4        | 15         | 3         | 6         | 2        | 0        | 0        | 3         | 2         | 2         | 0        |
| <b>Totals</b> | <b>.275</b> | <b>4</b> | <b>138</b> | <b>16</b> | <b>38</b> | <b>9</b> | <b>0</b> | <b>2</b> | <b>15</b> | <b>14</b> | <b>29</b> | <b>4</b> |

| Pitchers:     | W        | L        | ERA         | G        | GS       | CG       | SHO      | SV       | IP          | H         | R        | ER       | BB       | SO        |
|---------------|----------|----------|-------------|----------|----------|----------|----------|----------|-------------|-----------|----------|----------|----------|-----------|
| Clemens       | 1        | 0        | 1.29        | 1        | 1        | 0        | 0        | 0        | 7.0         | 5         | 1        | 1        | 1        | 6         |
| Heredia       | 0        | 0        | 0.00        | 1        | 0        | 0        | 0        | 0        | 2.0         | 1         | 0        | 0        | 1        | 1         |
| Mussina       | 0        | 1        | 3.86        | 1        | 1        | 0        | 0        | 0        | 7.0         | 7         | 3        | 3        | 3        | 6         |
| Nelson        | 0        | 0        |             | 1        | 0        | 0        | 0        | 0        | 0.0         | 0         | 0        | 0        | 1        | 0         |
| Pettitte      | 1        | 0        | 1.29        | 1        | 1        | 0        | 0        | 0        | 7.0         | 4         | 1        | 1        | 3        | 10        |
| Rivera        | 0        | 0        | 0.00        | 2        | 0        | 0        | 0        | 2        | 4.0         | 0         | 0        | 0        | 0        | 4         |
| Wells         | 1        | 0        | 1.17        | 1        | 1        | 0        | 0        | 0        | 7.2         | 8         | 1        | 1        | 0        | 5         |
| White         | 0        | 0        | 0.00        | 1        | 0        | 0        | 0        | 0        | 1.1         | 1         | 0        | 0        | 0        | 1         |
| <b>Totals</b> | <b>3</b> | <b>1</b> | <b>1.50</b> | <b>4</b> | <b>4</b> | <b>0</b> | <b>0</b> | <b>2</b> | <b>36.0</b> | <b>26</b> | <b>6</b> | <b>6</b> | <b>9</b> | <b>33</b> |

| TWINS:        | AVG         | G        | AB         | R        | H         | 2B       | 3B       | HR       | RBI      | BB       | SO        | SB       |
|---------------|-------------|----------|------------|----------|-----------|----------|----------|----------|----------|----------|-----------|----------|
| Cuddyer       | .250        | 1        | 4          | 0        | 1         | 0        | 0        | 0        | 1        | 0        | 3         | 0        |
| Ford          | .000        | 1        | 1          | 0        | 0         | 0        | 0        | 0        | 0        | 0        | 1         | 0        |
| Gomez         | .000        | 1        | 0          | 0        | 0         | 0        | 0        | 0        | 0        | 0        | 0         | 0        |
| Guzman        | .154        | 4        | 13         | 1        | 2         | 0        | 0        | 0        | 0        | 1        | 2         | 0        |
| Hocking       | .000        | 1        | 0          | 0        | 0         | 0        | 0        | 0        | 0        | 0        | 0         | 0        |
| Hunter        | .429        | 4        | 14         | 3        | 6         | 0        | 1        | 1        | 2        | 2        | 2         | 0        |
| Jones         | .125        | 4        | 16         | 0        | 2         | 0        | 0        | 0        | 0        | 0        | 5         | 0        |
| Koskie        | .200        | 4        | 15         | 0        | 3         | 1        | 0        | 0        | 0        | 0        | 5         | 0        |
| LeCroy        | .091        | 3        | 11         | 1        | 1         | 0        | 0        | 0        | 0        | 1        | 4         | 0        |
| Mientkiewicz  | .133        | 4        | 15         | 0        | 2         | 0        | 0        | 0        | 0        | 1        | 2         | 0        |
| Pierzynski    | .231        | 4        | 13         | 1        | 3         | 0        | 0        | 1        | 1        | 2        | 0         | 0        |
| Rivas         | .000        | 4        | 13         | 0        | 0         | 0        | 0        | 0        | 1        | 0        | 4         | 0        |
| Ryan          | .000        | 1        | 1          | 0        | 0         | 0        | 0        | 0        | 0        | 0        | 1         | 0        |
| Stewart       | .400        | 4        | 15         | 0        | 6         | 2        | 0        | 0        | 0        | 2        | 4         | 1        |
| <b>Totals</b> | <b>.198</b> | <b>4</b> | <b>131</b> | <b>6</b> | <b>26</b> | <b>3</b> | <b>1</b> | <b>2</b> | <b>5</b> | <b>9</b> | <b>33</b> | <b>1</b> |

| Pitchers:     | W        | L        | ERA         | G        | GS       | CG       | SHO      | SV       | IP          | H         | R         | ER        | BB        | SO        |
|---------------|----------|----------|-------------|----------|----------|----------|----------|----------|-------------|-----------|-----------|-----------|-----------|-----------|
| Guardado      | 0        | 0        | 9.00        | 2        | 0        | 0        | 0        | 1        | 2.0         | 5         | 2         | 2         | 0         | 2         |
| Hawkins       | 1        | 0        | 6.00        | 3        | 0        | 0        | 0        | 0        | 3.0         | 5         | 3         | 2         | 0         | 5         |
| Lohse         | 0        | 1        | 5.40        | 1        | 1        | 0        | 0        | 0        | 5.0         | 6         | 3         | 3         | 2         | 5         |
| Milton        | 0        | 0        | 0.00        | 1        | 0        | 0        | 0        | 0        | 3.1         | 2         | 0         | 0         | 0         | 2         |
| Radke         | 0        | 1        | 2.84        | 1        | 1        | 0        | 0        | 0        | 6.1         | 5         | 2         | 2         | 2         | 4         |
| Reed          | 0        | 0        | 0.00        | 1        | 0        | 0        | 0        | 0        | 0.2         | 1         | 0         | 0         | 0         | 0         |
| Rincon        | 0        | 0        | 0.00        | 3        | 0        | 0        | 0        | 0        | 2.1         | 1         | 0         | 0         | 4         | 1         |
| Rogers        | 0        | 0        | 0.00        | 1        | 0        | 0        | 0        | 0        | 1.1         | 1         | 0         | 0         | 1         | 3         |
| Romero        | 0        | 0        | 0.00        | 3        | 0        | 0        | 0        | 0        | 3.1         | 3         | 0         | 0         | 2         | 1         |
| Santana       | 0        | 1        | 7.04        | 2        | 2        | 0        | 0        | 0        | 7.2         | 9         | 6         | 6         | 3         | 6         |
| <b>Totals</b> | <b>1</b> | <b>3</b> | <b>3.86</b> | <b>4</b> | <b>4</b> | <b>0</b> | <b>0</b> | <b>1</b> | <b>35.0</b> | <b>38</b> | <b>16</b> | <b>15</b> | <b>14</b> | <b>29</b> |

## GAME 1 Tuesday, September 30 at New York

|  |   |   |   |   |   |   |   |   |   |   |   |   |   |
|--|---|---|---|---|---|---|---|---|---|---|---|---|---|
| Minnesota  | 0 | 0 | 1 | 0 | 0 | 2 | 0 | 0 | 0 | — | 3 | 8 | 0 |
| New York   | 0 | 0 | 0 | 0 | 0 | 0 | 0 | 0 | 1 | — | 1 | 9 | 1 |
| WP —Hawkins. LP —Mussina. Save —Guardado.                                |   |   |   |   |   |   |   |   |   |   |   |   |   |
| Santana, Reed (5), Romero (5), Hawkins (7), Guardado (9) and Pierzynski. |   |   |   |   |   |   |   |   |   |   |   |   |   |
| Mussina, Nelson (8), Heredia (8) and Posada.                             |   |   |   |   |   |   |   |   |   |   |   |   |   |
| T — 3:18. A — 56,292.  |   |   |   |   |   |   |   |   |   |   |   |   |   |

## GAME 2 Thursday, October 2 at New York

|  |   |   |   |   |   |   |   |   |   |   |   |   |   |
|--|---|---|---|---|---|---|---|---|---|---|---|---|---|
| Minnesota  | 0 | 0 | 0 | 0 | 1 | 0 | 0 | 0 | 0 | — | 1 | 4 | 1 |
| New York   | 1 | 0 | 0 | 0 | 0 | 0 | 0 | 3 | 0 | x | — | 4 | 8 |
| WP — Pettitte. LP — Radke. Save — Rivera.                  |   |   |   |   |   |   |   |   |   |   |   |   |   |
| Radke, Hawkins (7), Romero (7), Rincon (8) and Pierzynski. |   |   |   |   |   |   |   |   |   |   |   |   |   |
| Pettitte, Rivera (8) and Posada.                           |   |   |   |   |   |   |   |   |   |   |   |   |   |
| HR — Hunter. T — 3:07. A — 56,479.                         |   |   |   |   |   |   |   |   |   |   |   |   |   |

## GAME 3 Saturday, October 4 at Minnesota

|  |   |   |   |   |   |   |   |   |   |   |   |   |   |
|--|---|---|---|---|---|---|---|---|---|---|---|---|---|
| New York   | 0 | 2 | 1 | 0 | 0 | 0 | 0 | 0 | 0 | — | 3 | 8 | 1 |
| Minnesota  | 0 | 0 | 1 | 0 | 0 | 0 | 0 | 0 | 0 | — | 1 | 5 | 0 |
| WP — Clemens. LP — Lohse. Save — Rivera.                                 |   |   |   |   |   |   |   |   |   |   |   |   |   |
| Santana, Reed (5), Romero (5), Hawkins (7), Guardado (9) and Pierzynski. |   |   |   |   |   |   |   |   |   |   |   |   |   |
| Lohse, Rogers (6), Romero (7), Rincon (8) and Pierzynski.                |   |   |   |   |   |   |   |   |   |   |   |   |   |
| HR — Matsui, Pierzynski. T — 3:02. A — 55,915.                           |   |   |   |   |   |   |   |   |   |   |   |   |   |

## GAME 4 Sunday, October 5 at Minnesota

|  |   |   |   |   |   |   |   |   |   |   |   |    |   |
|--|---|---|---|---|---|---|---|---|---|---|---|----|---|
| New York   | 0 | 0 | 0 | 6 | 0 | 0 | 0 | 1 | 1 | — | 8 | 13 | 0 |
| Minnesota  | 0 | 0 | 0 | 1 | 0 | 0 | 0 | 0 | 0 | — | 1 | 9  | 1 |
| WP — Wells. LP — Santana.  |   |   |   |   |   |   |   |   |   |   |   |    |   |
| Wells, White (8) and Posada.   |   |   |   |   |   |   |   |   |   |   |   |    |   |
| Santana, Rincon (4), Milton (4), Hawkins (8), Guardado (9) and Pierzynski. |   |   |   |   |   |   |   |   |   |   |   |    |   |
| HR — Jeter. T — 2:49. A — 55,875.  |   |   |   |   |   |   |   |   |   |   |   |    |   |



# 2004 AMERICAN LEAGUE DIVISION SERIES

TWINS VS. NEW YORK YANKEES

| YANKEES:      | AVG         | G        | AB         | R         | H         | 2B        | 3B       | HR       | RBI       | BB        | SO        | SB       |
|---------------|-------------|----------|------------|-----------|-----------|-----------|----------|----------|-----------|-----------|-----------|----------|
| Cairo         | .214        | 4        | 14         | 3         | 3         | 1         | 0        | 0        | 1         | 2         | 5         | 0        |
| Clark         | .000        | 1        | 1          | 0         | 0         | 0         | 0        | 0        | 0         | 0         | 1         | 0        |
| Crosby        | .000        | 2        | 0          | 0         | 0         | 0         | 0        | 0        | 0         | 0         | 0         | 0        |
| Jeter         | .316        | 4        | 19         | 3         | 6         | 1         | 0        | 1        | 4         | 1         | 4         | 1        |
| Lofton        | .250        | 1        | 4          | 0         | 1         | 0         | 0        | 0        | 1         | 0         | 1         | 0        |
| Matsui        | .412        | 4        | 17         | 3         | 7         | 1         | 0        | 1        | 3         | 3         | 4         | 0        |
| Olerud        | .214        | 4        | 14         | 2         | 3         | 2         | 0        | 0        | 0         | 1         | 2         | 0        |
| Posada        | .222        | 4        | 18         | 2         | 4         | 0         | 0        | 0        | 0         | 0         | 6         | 0        |
| Rodriguez     | .421        | 4        | 19         | 3         | 8         | 3         | 0        | 1        | 3         | 2         | 1         | 2        |
| Sheffield     | .222        | 4        | 18         | 2         | 4         | 1         | 0        | 1        | 2         | 3         | 1         | 0        |
| Sierra        | .167        | 3        | 12         | 1         | 2         | 0         | 0        | 1        | 3         | 2         | 3         | 1        |
| Williams      | .278        | 4        | 18         | 2         | 5         | 1         | 0        | 1        | 3         | 1         | 2         | 0        |
| <b>Totals</b> | <b>.279</b> | <b>4</b> | <b>154</b> | <b>21</b> | <b>43</b> | <b>10</b> | <b>0</b> | <b>6</b> | <b>20</b> | <b>15</b> | <b>30</b> | <b>4</b> |

| Pitchers:     | W        | L        | ERA         | G        | GS       | CG       | SHO      | SV       | IP          | H         | R         | ER        | BB       | SO        |
|---------------|----------|----------|-------------|----------|----------|----------|----------|----------|-------------|-----------|-----------|-----------|----------|-----------|
| Brown         | 1        | 0        | 1.50        | 1        | 1        | 0        | 0        | 0        | 6.0         | 8         | 1         | 1         | 0        | 1         |
| Gordon        | 0        | 0        | 4.91        | 3        | 0        | 0        | 0        | 0        | 3.2         | 2         | 2         | 2         | 0        | 3         |
| Heredia       | 0        | 0        | 54.00       | 1        | 0        | 0        | 0        | 0        | 0.1         | 0         | 2         | 2         | 0        | 0         |
| Lieber        | 0        | 0        | 4.05        | 1        | 1        | 0        | 0        | 0        | 6.2         | 7         | 3         | 3         | 1        | 4         |
| Loaiza        | 0        | 0        | 0.00        | 1        | 0        | 0        | 0        | 0        | 2.0         | 4         | 0         | 0         | 0        | 0         |
| Mussina       | 0        | 1        | 2.57        | 1        | 1        | 0        | 0        | 0        | 7.0         | 7         | 2         | 2         | 1        | 7         |
| Quantrill     | 1        | 0        | 0.00        | 2        | 0        | 0        | 0        | 0        | 2.0         | 2         | 0         | 0         | 0        | 1         |
| Rivera        | 1        | 0        | 0.00        | 4        | 0        | 0        | 0        | 0        | 5.2         | 2         | 0         | 0         | 0        | 2         |
| Sturtz        | 0        | 0        | 6.75        | 2        | 0        | 0        | 0        | 0        | 2.2         | 4         | 2         | 2         | 3        | 4         |
| Vazquez       | 0        | 0        | 9.00        | 1        | 1        | 0        | 0        | 0        | 5.0         | 7         | 5         | 5         | 2        | 6         |
| <b>Totals</b> | <b>3</b> | <b>1</b> | <b>3.73</b> | <b>4</b> | <b>4</b> | <b>0</b> | <b>0</b> | <b>0</b> | <b>41.0</b> | <b>43</b> | <b>17</b> | <b>17</b> | <b>7</b> | <b>28</b> |

| TWINS:        | AVG         | G        | AB         | R         | H         | 2B       | 3B       | HR       | RBI       | BB       | SO        | SB       |
|---------------|-------------|----------|------------|-----------|-----------|----------|----------|----------|-----------|----------|-----------|----------|
| Blanco        | .250        | 4        | 8          | 1         | 2         | 0        | 0        | 1        | 2         | 0        | 2         | 0        |
| Borders       | .000        | 2        | 2          | 0         | 0         | 0        | 0        | 0        | 0         | 0        | 1         | 0        |
| Cuddyer       | .467        | 4        | 15         | 1         | 7         | 0        | 0        | 0        | 2         | 0        | 3         | 0        |
| Ford          | .273        | 3        | 11         | 1         | 3         | 1        | 0        | 0        | 2         | 0        | 2         | 1        |
| Guzman        | .333        | 4        | 15         | 2         | 5         | 0        | 0        | 0        | 0         | 2        | 3         | 1        |
| Hunter        | .353        | 4        | 17         | 5         | 6         | 1        | 0        | 1        | 2         | 1        | 1         | 2        |
| Jones         | .300        | 4        | 20         | 3         | 6         | 1        | 0        | 2        | 2         | 0        | 6         | 0        |
| Koskie        | .308        | 4        | 13         | 2         | 4         | 1        | 0        | 0        | 2         | 3        | 2         | 0        |
| Kubel         | .143        | 2        | 7          | 0         | 1         | 1        | 0        | 0        | 0         | 0        | 2         | 0        |
| LeCroy        | .333        | 3        | 3          | 0         | 1         | 0        | 0        | 0        | 0         | 1        | 1         | 0        |
| Morneau       | .235        | 4        | 17         | 1         | 4         | 2        | 0        | 0        | 2         | 0        | 3         | 0        |
| Offerman      | .000        | 3        | 3          | 0         | 0         | 0        | 0        | 0        | 1         | 0        | 0         | 0        |
| Rivas         | .000        | 3        | 1          | 0         | 0         | 0        | 0        | 0        | 0         | 0        | 0         | 0        |
| Stewart       | .200        | 4        | 10         | 1         | 4         | 0        | 0        | 0        | 2         | 0        | 2         | 0        |
| <b>Totals</b> | <b>.283</b> | <b>4</b> | <b>152</b> | <b>17</b> | <b>43</b> | <b>7</b> | <b>0</b> | <b>4</b> | <b>17</b> | <b>7</b> | <b>28</b> | <b>4</b> |

| Pitchers:     | W        | L        | ERA         | G        | GS       | CG       | SHO      | SV       | IP          | H         | R         | ER        | BB        | SO        |
|---------------|----------|----------|-------------|----------|----------|----------|----------|----------|-------------|-----------|-----------|-----------|-----------|-----------|
| Balfour       | 0        | 0        | 0.00        | 2        | 0        | 0        | 0        | 0        | 2.2         | 0         | 0         | 0         | 0         | 2         |
| Crain         | 0        | 0        | 0.00        | 1        | 0        | 0        | 0        | 0        | 0.1         | 1         | 0         | 0         | 0         | 0         |
| Lohse         | 0        | 1        | 4.50        | 1        | 0        | 0        | 0        | 0        | 2.0         | 1         | 1         | 1         | 0         | 3         |
| Mulholland    | 0        | 0        | 3.00        | 1        | 0        | 0        | 0        | 0        | 3.0         | 3         | 1         | 1         | 0         | 0         |
| Nathan        | 0        | 1        | 3.60        | 3        | 0        | 0        | 0        | 1        | 5.0         | 2         | 2         | 2         | 5         | 6         |
| Radke         | 0        | 0        | 7.11        | 1        | 1        | 0        | 0        | 0        | 6.1         | 8         | 5         | 5         | 3         | 0         |
| Rincon        | 0        | 0        | 10.80       | 3        | 0        | 0        | 0        | 0        | 3.1         | 4         | 4         | 4         | 2         | 5         |
| Romero        | 0        | 0        | 9.00        | 2        | 0        | 0        | 0        | 0        | 1.0         | 0         | 1         | 1         | 1         | 1         |
| Santana       | 1        | 0        | 0.75        | 2        | 2        | 0        | 0        | 0        | 12.0        | 14        | 1         | 1         | 4         | 12        |
| Silva         | 0        | 1        | 10.80       | 1        | 1        | 0        | 0        | 0        | 5.0         | 10        | 6         | 6         | 0         | 1         |
| <b>Totals</b> | <b>1</b> | <b>3</b> | <b>4.65</b> | <b>4</b> | <b>4</b> | <b>0</b> | <b>1</b> | <b>1</b> | <b>40.2</b> | <b>43</b> | <b>21</b> | <b>21</b> | <b>15</b> | <b>30</b> |

## GAME 1 Tuesday, October 5 at New York

|   |   |   |   |   |   |   |   |   |   |   |
|---|---|---|---|---|---|---|---|---|---|---|
| Minnesota                                   | 0 | 0 | 1 | 0 | 0 | 0 | — | 2 | 7 | 0 |
| New York                                    | 0 | 0 | 0 | 0 | 0 | 0 | — | 0 | 9 | 0 |
| WP — Santana. LP — Mussina. Save — Nathan.  |   |   |   |   |   |   |   |   |   |   |
| Santana, Rincon (8), Nathan (9) and Blanco. |   |   |   |   |   |   |   |   |   |   |
| Mussina, Gordon (8), Rivera (9) and Posada. |   |   |   |   |   |   |   |   |   |   |
| HR — Jones. T — 2:53. A — 55,749.           |   |   |   |   |   |   |   |   |   |   |

## GAME 2 Wednesday, October 6 at New York

|   |   |   |   |   |   |   |   |   |   |   |   |    |   |
|---|---|---|---|---|---|---|---|---|---|---|---|----|---|
| Minnesota   | 1 | 2 | 0 | 0 | 0 | 2 | 0 | 0 | 1 | — | 6 | 12 | 0 |
| New York  | 1 | 0 | 2 | 0 | 1 | 0 | 0 | 0 | 2 | — | 7 | 9  | 0 |
| WP — Quantrill. LP — Nathan.  |   |   |   |   |   |   |   |   |   |   |   |    |   |
| Radke, Balfour (7), Rincon (8), Nathan (10), Romero (12) and Blanco, Borders (7). |   |   |   |   |   |   |   |   |   |   |   |    |   |
| Lieber, Gordon (7), Rivera (8), Sturtz (10), Quantrill (12) and Posada.           |   |   |   |   |   |   |   |   |   |   |   |    |   |
| HR — Jeter, Sheffield, Rodriguez, Hunter. T — 4:19. A — 56,354.                   |   |   |   |   |   |   |   |   |   |   |   |    |   |

## GAME 3 Friday, October 8 at Minnesota

|   |   |   |   |   |   |   |   |   |   |   |   |    |   |
|---|---|---|---|---|---|---|---|---|---|---|---|----|---|
| New York  | 0 | 3 | 0 | 0 | 0 | 4 | 1 | 0 | 0 | — | 8 | 14 | 1 |
| Minnesota   | 1 | 0 | 0 | 0 | 0 | 0 | 0 | 0 | 3 | — | 4 | 12 | 1 |
| WP — Brown. LP — Silva.   |   |   |   |   |   |   |   |   |   |   |   |    |   |
| Brown, Quantrill (7), Heredia (8), Sturtz (9), Rivera (9) and Posada. |   |   |   |   |   |   |   |   |   |   |   |    |   |
| Silva, Romero (6), Crain (6), Mulholland (7) and Blanco, LeCroy (8).  |   |   |   |   |   |   |   |   |   |   |   |    |   |
| HR — Jones, Williams, Matsui. T — 3:02. A — 54,803.                   |   |   |   |   |   |   |   |   |   |   |   |    |   |

## GAME 4 Saturday, October 9 at Minnesota

|  |   |   |   |   |   |   |   |   |   |   |   |   |    |   |
|--|---|---|---|---|---|---|---|---|---|---|---|---|----|---|
| New York   | 0 | 1 | 1 | 0 | 0 | 0 | 4 | 0 | 0 | 1 | — | 6 | 11 | 0 |
| Minnesota  | 1 | 0 | 0 | 1 | 3 | 0 | 0 | 0 | 0 | 0 | — | 5 | 12 | 1 |
| WP — Rivera. LP — Lohse.   |   |   |   |   |   |   |   |   |   |   |   |   |    |   |
| Vazquez, Loaiza (6), Gordon (8), Rivera (10) and Posada.                         |   |   |   |   |   |   |   |   |   |   |   |   |    |   |
| Santana, Balfour (4), Rincon (4), Nathan (8), Lohse (9) and Blanco, Borders (9). |   |   |   |   |   |   |   |   |   |   |   |   |    |   |
| HR — Blanco, Sierra. T — 4:16. A — 52,498.                                       |   |   |   |   |   |   |   |   |   |   |   |   |    |   |



# 2006 AMERICAN LEAGUE DIVISION SERIES

TWINS VS. OAKLAND ATHLETICS

| ATHLETICS:    | AVG         | G        | AB         | R         | H         | 2B       | 3B       | HR       | RBI       | BB       | SO        | SB       |
|---------------|-------------|----------|------------|-----------|-----------|----------|----------|----------|-----------|----------|-----------|----------|
| Bocachica     | .000        | 0        | 0          | 0         | 0         | 0        | 0        | 0        | 0         | 0        | 0         | 0        |
| Bradley       | .077        | 3        | 13         | 1         | 1         | 0        | 0        | 1        | 2         | 0        | 1         | 0        |
| Chavez        | .200        | 3        | 10         | 2         | 2         | 1        | 0        | 1        | 1         | 2        | 4         | 0        |
| Ellis         | .286        | 2        | 7          | 0         | 2         | 0        | 0        | 0        | 0         | 0        | 2         | 0        |
| Jimenez       | .000        | 2        | 4          | 0         | 0         | 0        | 0        | 0        | 0         | 0        | 1         | 0        |
| Johnson       | .000        | 0        | 0          | 0         | 0         | 0        | 0        | 0        | 0         | 0        | 0         | 0        |
| Kendall       | .214        | 3        | 14         | 1         | 3         | 1        | 0        | 0        | 1         | 0        | 4         | 0        |
| Kielty        | .000        | 0        | 0          | 0         | 0         | 0        | 0        | 0        | 0         | 0        | 0         | 0        |
| Kotsay        | .143        | 3        | 14         | 2         | 2         | 0        | 0        | 1        | 2         | 0        | 2         | 0        |
| Melhuse       | .000        | 0        | 0          | 0         | 0         | 0        | 0        | 0        | 0         | 0        | 0         | 0        |
| Payton        | .333        | 3        | 12         | 3         | 4         | 0        | 0        | 0        | 0         | 0        | 1         | 0        |
| Scutaro       | .333        | 3        | 12         | 1         | 4         | 4        | 0        | 0        | 6         | 0        | 1         | 0        |
| Swisher       | .300        | 3        | 10         | 3         | 3         | 2        | 0        | 0        | 1         | 2        | 2         | 0        |
| Thomas        | .500        | 3        | 10         | 3         | 5         | 1        | 0        | 2        | 2         | 2        | 1         | 0        |
| <b>Totals</b> | <b>.245</b> | <b>3</b> | <b>106</b> | <b>16</b> | <b>26</b> | <b>9</b> | <b>0</b> | <b>5</b> | <b>15</b> | <b>6</b> | <b>19</b> | <b>0</b> |

| Pitchers:     | W        | L        | ERA         | G        | GS       | CG       | SHO      | SV       | IP          | H         | R        | ER       | BB       | SO        |
|---------------|----------|----------|-------------|----------|----------|----------|----------|----------|-------------|-----------|----------|----------|----------|-----------|
| Blanton       | 0        | 0        | 0.00        | 0        | 0        | 0        | 0        | 0        | 0.0         | 0         | 0        | 0        | 0        | 0         |
| Calero        | 1        | 0        | 0.00        | 1        | 0        | 0        | 0        | 0        | 1.0         | 0         | 0        | 0        | 0        | 1         |
| Duchscherer   | 0        | 0        | 2.25        | 2        | 0        | 0        | 0        | 0        | 4.0         | 1         | 1        | 1        | 0        | 4         |
| Gaudin        | 0        | 0        | 0.00        | 0        | 0        | 0        | 0        | 0        | 0.0         | 0         | 0        | 0        | 0        | 0         |
| Harden        | 0        | 0        | 0.00        | 0        | 0        | 0        | 0        | 0        | 0.0         | 0         | 0        | 0        | 0        | 0         |
| Haren         | 1        | 0        | 3.00        | 1        | 1        | 0        | 0        | 0        | 6.0         | 9         | 2        | 2        | 1        | 2         |
| Kennedy       | 0        | 0        | 0.00        | 0        | 0        | 0        | 0        | 0        | 0.0         | 0         | 0        | 0        | 0        | 0         |
| Loaiza        | 0        | 0        | 3.60        | 1        | 1        | 0        | 0        | 0        | 5.0         | 8         | 2        | 2        | 0        | 2         |
| Saarloos      | 0        | 0        | 0.00        | 0        | 0        | 0        | 0        | 0        | 0.0         | 0         | 0        | 0        | 0        | 0         |
| Street        | 0        | 0        | 3.00        | 3        | 0        | 0        | 0        | 2        | 3.0         | 4         | 1        | 1        | 1        | 1         |
| Zito          | 1        | 0        | 1.13        | 1        | 1        | 0        | 0        | 0        | 8.0         | 4         | 1        | 1        | 3        | 1         |
| <b>Totals</b> | <b>3</b> | <b>0</b> | <b>2.33</b> | <b>3</b> | <b>3</b> | <b>0</b> | <b>0</b> | <b>2</b> | <b>27.0</b> | <b>26</b> | <b>7</b> | <b>7</b> | <b>6</b> | <b>11</b> |

| TWINS:        | AVG         | G        | AB         | R        | H         | 2B       | 3B       | HR       | RBI      | BB       | SO        | SB       |
|---------------|-------------|----------|------------|----------|-----------|----------|----------|----------|----------|----------|-----------|----------|
| Bartlett      | .273        | 3        | 11         | 0        | 3         | 1        | 0        | 0        | 0        | 0        | 2         | 0        |
| Castillo      | .273        | 3        | 11         | 0        | 3         | 0        | 0        | 0        | 0        | 3        | 3         | 0        |
| Cuddyer       | .250        | 3        | 12         | 2        | 3         | 0        | 1        | 1        | 1        | 0        | 2         | 0        |
| Ford          | .000        | 1        | 0          | 0        | 0         | 0        | 0        | 0        | 0        | 0        | 0         | 0        |
| Hunter        | .273        | 3        | 11         | 1        | 3         | 1        | 0        | 1        | 2        | 0        | 1         | 0        |
| Kubel         | .000        | 0        | 0          | 0        | 0         | 0        | 0        | 0        | 0        | 0        | 0         | 0        |
| Mauer         | .182        | 3        | 11         | 0        | 2         | 0        | 0        | 0        | 0        | 1        | 0         | 0        |
| Morneau       | .417        | 3        | 12         | 3        | 5         | 1        | 0        | 2        | 2        | 0        | 0         | 0        |
| Nevin         | .000        | 1        | 3          | 0        | 0         | 0        | 0        | 0        | 0        | 0        | 0         | 0        |
| Punto         | .167        | 3        | 12         | 0        | 2         | 0        | 0        | 0        | 0        | 0        | 1         | 0        |
| Redmond       | .000        | 0        | 0          | 0        | 0         | 0        | 0        | 0        | 0        | 0        | 0         | 0        |
| Rodriguez     | .000        | 0        | 0          | 0        | 0         | 0        | 0        | 0        | 0        | 0        | 0         | 0        |
| Tyner         | .000        | 2        | 6          | 0        | 0         | 0        | 0        | 0        | 0        | 2        | 2         | 1        |
| White         | .417        | 3        | 12         | 1        | 5         | 1        | 0        | 1        | 2        | 0        | 0         | 0        |
| <b>Totals</b> | <b>.257</b> | <b>3</b> | <b>101</b> | <b>7</b> | <b>26</b> | <b>4</b> | <b>1</b> | <b>5</b> | <b>7</b> | <b>6</b> | <b>11</b> | <b>1</b> |

| Pitchers:     | W        | L        | ERA         | G        | GS       | CG       | SHO      | SV       | IP          | H         | R         | ER        | BB       | SO        |
|---------------|----------|----------|-------------|----------|----------|----------|----------|----------|-------------|-----------|-----------|-----------|----------|-----------|
| Bonser        | 0        | 0        | 3.00        | 1        | 1        | 0        | 0        | 0        | 6.0         | 7         | 2         | 2         | 1        | 3         |
| Crain         | 0        | 0        | 9.00        | 2        | 0        | 0        | 0        | 0        | 1.0         | 3         | 3         | 1         | 1        | 1         |
| Guerrier      | 0        | 0        | 0.00        | 1        | 0        | 0        | 0        | 0        | 1.0         | 0         | 0         | 0         | 0        | 0         |
| Nathan        | 0        | 0        | 0.00        | 1        | 0        | 0        | 0        | 0        | 0.2         | 1         | 0         | 0         | 0        | 1         |
| Neshek        | 0        | 1        | 9.00        | 2        | 0        | 0        | 0        | 0        | 1.0         | 2         | 1         | 1         | 0        | 1         |
| Perkins       | 0        | 0        | 0.00        | 1        | 0        | 0        | 0        | 0        | 0.1         | 2         | 0         | 0         | 0        | 0         |
| Radke         | 0        | 1        | 6.75        | 1        | 1        | 0        | 0        | 0        | 4.0         | 5         | 4         | 3         | 1        | 2         |
| Reyes         | 0        | 0        | 9.00        | 2        | 0        | 0        | 0        | 0        | 1.0         | 1         | 3         | 1         | 2        | 0         |
| Rincon        | 0        | 0        | 3.00        | 2        | 0        | 0        | 0        | 0        | 3.0         | 1         | 1         | 1         | 0        | 3         |
| Santana       | 0        | 1        | 2.25        | 1        | 1        | 0        | 0        | 0        | 8.0         | 5         | 2         | 2         | 1        | 8         |
| Silva         | 0        | 0        | 0.00        | 0        | 0        | 0        | 0        | 0        | 0.0         | 0         | 0         | 0         | 0        | 0         |
| <b>Totals</b> | <b>0</b> | <b>3</b> | <b>3.81</b> | <b>3</b> | <b>3</b> | <b>0</b> | <b>0</b> | <b>0</b> | <b>26.0</b> | <b>26</b> | <b>16</b> | <b>11</b> | <b>6</b> | <b>19</b> |

## GAME 1 Tuesday, October 3 at Minnesota

|           |   |   |   |   |   |   |   |   |   |   |   |   |
|-----------|---|---|---|---|---|---|---|---|---|---|---|---|
| Oakland   | 0 | 2 | 0 | 0 | 0 | 0 | 0 | 1 | — | 3 | 7 | 0 |
| Minnesota | 0 | 0 | 0 | 0 | 0 | 1 | 0 | 1 | — | 2 | 5 | 2 |

WP — Zito. LP — Santana. Save — Street.

Zito, Street (9) and Kendall.

Santana, Crain (9), Neshek (9) and Mauer.

HR — Thomas (2), White. T — 2:19. A — 55,542.

## GAME 2 Wednesday, October 4 at Minnesota

|           |   |   |   |   |   |   |   |   |   |   |   |    |   |
|-----------|---|---|---|---|---|---|---|---|---|---|---|----|---|
| Oakland   | 0 | 0 | 0 | 0 | 2 | 0 | 2 | 0 | 1 | — | 5 | 11 | 0 |
| Minnesota | 0 | 0 | 0 | 0 | 0 | 2 | 0 | 0 | 0 | — | 2 | 9  | 0 |

WP — Calero. LP — Neshek. Save — Street.

Loaiza, Calero (6), Duchscherer (7), Street (9) and Kendall.

Bonser, Neshek (7), Reyes (7), Rincon (8), Nathan (9) and Mauer.

HR — Kotsay, Morneau, Cuddyer. T — 3:02. A — 55,710.

## GAME 3 Friday, October 6 at Oakland

|           |   |   |   |   |   |   |   |   |   |   |   |    |   |
|-----------|---|---|---|---|---|---|---|---|---|---|---|----|---|
| Minnesota | 0 | 0 | 0 | 1 | 0 | 1 | 0 | 1 | 0 | — | 3 | 12 | 3 |
| Oakland   | 0 | 2 | 2 | 0 | 0 | 0 | 4 | 0 | x | — | 8 | 8  | 1 |

WP — Haren. LP — Radke.

Radke, Perkins (5), Rincon (5), Reyes (7), Crain (7), Guerrier and Mauer.

Haren, Duchscherer (7), Street (9) and Kendall.

HR — Hunter, Morneau, Chavez, Bradley. T — 2:55. A — 35,694.



# 2009 AMERICAN LEAGUE DIVISION SERIES

TWINS VS. NEW YORK YANKEES

| YANKEES:      | AVG         | G        | AB         | R         | H         | 2B       | 3B       | HR       | RBI       | BB       | SO        | SB       |
|---------------|-------------|----------|------------|-----------|-----------|----------|----------|----------|-----------|----------|-----------|----------|
| Cabrera       | .167        | 3        | 12         | 1         | 2         | 0        | 0        | 0        | 0         | 0        | 5         | 0        |
| Cano          | .167        | 3        | 12         | 1         | 2         | 0        | 0        | 0        | 1         | 0        | 1         | 0        |
| Cervelli      | .000        | 1        | 0          | 0         | 0         | 0        | 0        | 0        | 0         | 0        | 0         | 0        |
| Damon         | .083        | 3        | 12         | 0         | 1         | 0        | 0        | 0        | 0         | 1        | 4         | 0        |
| Gardner       | .000        | 1        | 0          | 0         | 0         | 0        | 0        | 0        | 0         | 0        | 0         | 1        |
| Hairston      | .000        | 1        | 0          | 0         | 0         | 0        | 0        | 0        | 0         | 0        | 0         | 0        |
| Jeter         | .400        | 3        | 10         | 4         | 4         | 2        | 0        | 1        | 2         | 3        | 0         | 0        |
| Matsui        | .222        | 3        | 9          | 1         | 2         | 0        | 0        | 1        | 2         | 3        | 3         | 0        |
| Molina        | .000        | 1        | 1          | 0         | 0         | 0        | 0        | 0        | 0         | 0        | 0         | 0        |
| Posada        | .365        | 3        | 11         | 1         | 4         | 0        | 0        | 1        | 2         | 0        | 2         | 0        |
| Rodriguez     | .455        | 3        | 11         | 4         | 5         | 0        | 0        | 2        | 6         | 1        | 2         | 0        |
| Swisher       | .083        | 3        | 12         | 0         | 1         | 1        | 0        | 0        | 1         | 0        | 4         | 0        |
| Teixeira      | .167        | 3        | 12         | 3         | 2         | 0        | 0        | 1        | 1         | 1        | 1         | 0        |
| <b>Totals</b> | <b>.225</b> | <b>3</b> | <b>102</b> | <b>15</b> | <b>23</b> | <b>3</b> | <b>0</b> | <b>6</b> | <b>15</b> | <b>9</b> | <b>22</b> | <b>1</b> |

| Pitchers:     | W        | L        | ERA         | G        | GS       | CG       | SHO      | SV       | IP          | H         | R        | ER       | BB       | SO        |
|---------------|----------|----------|-------------|----------|----------|----------|----------|----------|-------------|-----------|----------|----------|----------|-----------|
| Aceves        | 0        | 0        | 0.00        | 1        | 0        | 0        | 0        | 0        | 1.0         | 1         | 0        | 0        | 1        | 1         |
| Burnett       | 0        | 0        | 1.50        | 1        | 0        | 0        | 0        | 0        | 6.0         | 3         | 1        | 0        | 5        | 6         |
| Chamberlain   | 0        | 0        | 0.00        | 3        | 0        | 0        | 0        | 0        | 1.2         | 2         | 0        | 0        | 0        | 1         |
| Coke          | 0        | 0        | 0.00        | 2        | 0        | 0        | 0        | 0        | 0.2         | 0         | 0        | 0        | 0        | 1         |
| Hughes        | 0        | 0        | 9.00        | 3        | 0        | 0        | 0        | 0        | 2.0         | 5         | 2        | 2        | 1        | 3         |
| Marte         | 0        | 0        | 0.00        | 1        | 0        | 0        | 0        | 0        | 0.0         | 2         | 0        | 0        | 0        | 0         |
| Pettitte      | 1        | 0        | 1.42        | 1        | 1        | 0        | 0        | 0        | 6.1         | 3         | 1        | 1        | 1        | 7         |
| Rivera        | 0        | 0        | 0.00        | 3        | 0        | 0        | 0        | 1        | 3.2         | 4         | 0        | 0        | 1        | 7         |
| Robertson     | 1        | 0        | 0.00        | 1        | 0        | 0        | 0        | 0        | 1.0         | 1         | 0        | 0        | 0        | 0         |
| Sabathia      | 1        | 0        | 1.35        | 1        | 1        | 0        | 0        | 0        | 6.2         | 8         | 2        | 1        | 0        | 8         |
| <b>Totals</b> | <b>3</b> | <b>0</b> | <b>1.55</b> | <b>3</b> | <b>3</b> | <b>0</b> | <b>0</b> | <b>0</b> | <b>29.0</b> | <b>29</b> | <b>6</b> | <b>5</b> | <b>9</b> | <b>34</b> |

| TWINS:        | AVG         | G        | AB         | R        | H         | 2B       | 3B       | HR       | RBI      | BB       | SO        | SB       |
|---------------|-------------|----------|------------|----------|-----------|----------|----------|----------|----------|----------|-----------|----------|
| Cabrera       | .154        | 3        | 13         | 1        | 2         | 0        | 0        | 0        | 0        | 2        | 3         | 1        |
| Cuddyer       | .429        | 3        | 14         | 0        | 6         | 0        | 0        | 0        | 1        | 0        | 2         | 0        |
| Gomez         | .000        | 1        | 4          | 1        | 0         | 0        | 0        | 0        | 0        | 1        | 2         | 0        |
| Harris        | .250        | 3        | 12         | 1        | 3         | 0        | 1        | 0        | 1        | 0        | 3         | 0        |
| Kubel         | .071        | 3        | 14         | 0        | 1         | 0        | 0        | 0        | 0        | 0        | 9         | 0        |
| Mauer         | .417        | 3        | 12         | 1        | 5         | 1        | 0        | 0        | 1        | 2        | 4         | 0        |
| Morales       | .000        | 1        | 3          | 0        | 0         | 0        | 0        | 0        | 0        | 0        | 2         | 0        |
| Punto         | .444        | 3        | 9          | 0        | 4         | 1        | 0        | 0        | 1        | 3        | 1         | 0        |
| Span          | .400        | 3        | 15         | 1        | 6         | 1        | 0        | 0        | 1        | 0        | 2         | 1        |
| Tolbert       | .200        | 2        | 5          | 0        | 1         | 0        | 0        | 0        | 0        | 0        | 1         | 0        |
| Young         | .083        | 3        | 12         | 1        | 1         | 1        | 0        | 0        | 0        | 1        | 5         | 1        |
| <b>Totals</b> | <b>.257</b> | <b>3</b> | <b>113</b> | <b>6</b> | <b>29</b> | <b>4</b> | <b>1</b> | <b>0</b> | <b>5</b> | <b>9</b> | <b>34</b> | <b>3</b> |

| Pitchers:     | W        | L        | ERA         | G        | GS       | CG       | SHO      | SV       | IP          | H         | R         | ER        | BB       | SO        |
|---------------|----------|----------|-------------|----------|----------|----------|----------|----------|-------------|-----------|-----------|-----------|----------|-----------|
| Blackburn     | 0        | 0        | 1.59        | 1        | 1        | 0        | 0        | 0        | 5.2         | 3         | 1         | 1         | 2        | 3         |
| Duensing      | 0        | 1        | 9.64        | 1        | 1        | 0        | 0        | 0        | 4.2         | 7         | 5         | 5         | 1        | 3         |
| Guerrier      | 0        | 0        | 0.00        | 2        | 2        | 0        | 0        | 0        | 2.0         | 0         | 0         | 0         | 0        | 2         |
| Liriano       | 0        | 0        | 4.50        | 1        | 0        | 0        | 0        | 0        | 2.0         | 1         | 2         | 1         | 1        | 1         |
| Mahay         | 0        | 0        | 5.40        | 3        | 0        | 0        | 0        | 0        | 1.2         | 0         | 1         | 1         | 1        | 2         |
| Mijares       | 0        | 1        | 13.50       | 2        | 0        | 0        | 0        | 0        | 0.2         | 1         | 1         | 1         | 1        | 0         |
| Nathan        | 0        | 0        | 9.00        | 2        | 0        | 0        | 0        | 0        | 2.0         | 5         | 2         | 2         | 1        | 2         |
| Pavano        | 0        | 1        | 2.57        | 1        | 1        | 0        | 0        | 0        | 7.0         | 5         | 2         | 2         | 0        | 9         |
| Rauch         | 0        | 0        | 6.75        | 3        | 0        | 0        | 0        | 0        | 1.1         | 1         | 1         | 1         | 2        | 0         |
| <b>Totals</b> | <b>0</b> | <b>3</b> | <b>4.67</b> | <b>3</b> | <b>3</b> | <b>0</b> | <b>0</b> | <b>0</b> | <b>27.0</b> | <b>23</b> | <b>15</b> | <b>14</b> | <b>9</b> | <b>22</b> |

## GAME 1 Wednesday, October 7 at New York

|   |   |   |   |   |   |   |   |   |   |   |   |   |
|---|---|---|---|---|---|---|---|---|---|---|---|---|
| Minnesota   | 0 | 0 | 2 | 0 | 0 | 0 | 0 | 0 | — | 2 | 9 | 1 |
| New York  | 0 | 0 | 2 | 1 | 3 | 0 | 1 | 0 | x | 7 | 9 | 0 |
| WP — Sabathia. LP — Duensing.   |   |   |   |   |   |   |   |   |   |   |   |   |
| Sabathia, Hughes (7), Coke (8), Chamberlain (8), Rivera (9) and Posada. |   |   |   |   |   |   |   |   |   |   |   |   |
| Duensing, Liriano (5), Rauch (7), Mahay (8) and Mauer.                  |   |   |   |   |   |   |   |   |   |   |   |   |
| HR — Jeter, Matsui. T — 3:38. A — 49,464.                               |   |   |   |   |   |   |   |   |   |   |   |   |

## GAME 2 Friday, October 9 at New York

|   |   |   |   |   |   |   |   |   |   |   |   |   |   |    |   |
|---|---|---|---|---|---|---|---|---|---|---|---|---|---|----|---|
| Minnesota   | 0 | 0 | 0 | 0 | 0 | 1 | 0 | 2 | 0 | 0 | 0 | — | 3 | 12 | 1 |
| New York  | 0 | 0 | 0 | 0 | 0 | 1 | 0 | 0 | 2 | 0 | 1 | — | 4 | 7  | 0 |
| WP —Robertson. LP —Mijares.   |   |   |   |   |   |   |   |   |   |   |   |   |   |    |   |
| Burnett, Chamberlain (7), Coke (7), Hughes (8), Rivera (9), Aceves (10), Marte (11), Robertson (11) and Molina, Posada (7). |   |   |   |   |   |   |   |   |   |   |   |   |   |    |   |
| Blackburn, Mahay (6), Rauch (7), Guerrier (8), Nathan (9), Mijares (10) and Mauer.  |   |   |   |   |   |   |   |   |   |   |   |   |   |    |   |
| HR — Rodriguez, Teixeira. T — 4:22. A — 50,006.   |   |   |   |   |   |   |   |   |   |   |   |   |   |    |   |

## GAME 3 Sunday, October 11 at Minnesota

|  |   |   |   |   |   |   |   |   |   |   |   |   |   |
|--|---|---|---|---|---|---|---|---|---|---|---|---|---|
| New York   | 0 | 0 | 0 | 0 | 0 | 0 | 2 | 0 | 2 | — | 4 | 7 | 0 |
| Minnesota  | 0 | 0 | 0 | 0 | 1 | 0 | 0 | 0 | — | 1 | 7 | 0 |   |
| WP — Pettitte. LP — Pavano. Save — Rivera.                                     |   |   |   |   |   |   |   |   |   |   |   |   |   |
| Pettitte, Chamberlain (7), Hughes (8), Rivera (8) and Posada.                  |   |   |   |   |   |   |   |   |   |   |   |   |   |
| Pavano, Guerrier (8), Mahay (9), Rauch (9), Mijares (9), Nathan (9) and Mauer. |   |   |   |   |   |   |   |   |   |   |   |   |   |
| HR — Rodriguez, Posada. T — 3:45. A — 54,735.                                  |   |   |   |   |   |   |   |   |   |   |   |   |   |



# 2010 AMERICAN LEAGUE DIVISION SERIES

TWINS VS. NEW YORK YANKEES

| YANKEES:      | AVG         | G        | AB         | R         | H         | 2B       | 3B       | HR       | RBI       | BB       | SO        | SB       |
|---------------|-------------|----------|------------|-----------|-----------|----------|----------|----------|-----------|----------|-----------|----------|
| Berkman       | .500        | 1        | 4          | 2         | 2         | 1        | 0        | 1        | 2         | 0        | 1         | 0        |
| Cano          | .333        | 3        | 12         | 3         | 4         | 0        | 1        | 0        | 1         | 0        | 0         | 0        |
| Gardner       | .200        | 3        | 10         | 1         | 2         | 0        | 0        | 0        | 1         | 1        | 3         | 1        |
| Golson        | .000        | 2        | 0          | 0         | 0         | 0        | 0        | 0        | 0         | 0        | 0         | 0        |
| Granderson    | .455        | 3        | 11         | 2         | 5         | 1        | 1        | 0        | 3         | 1        | 1         | 1        |
| Jeter         | .286        | 3        | 14         | 0         | 4         | 0        | 0        | 0        | 1         | 0        | 3         | 1        |
| Posada        | .273        | 3        | 11         | 2         | 3         | 0        | 0        | 0        | 2         | 1        | 4         | 0        |
| Rodriguez     | .273        | 3        | 11         | 1         | 3         | 0        | 0        | 0        | 1         | 1        | 2         | 1        |
| Swisher       | .333        | 3        | 12         | 3         | 4         | 2        | 0        | 1        | 1         | 1        | 1         | 0        |
| Teixeira      | .308        | 3        | 13         | 2         | 4         | 1        | 0        | 1        | 3         | 1        | 2         | 0        |
| Thames        | .286        | 2        | 7          | 1         | 2         | 0        | 0        | 1        | 2         | 1        | 1         | 0        |
| <b>Totals</b> | <b>.314</b> | <b>3</b> | <b>105</b> | <b>17</b> | <b>33</b> | <b>5</b> | <b>2</b> | <b>4</b> | <b>17</b> | <b>7</b> | <b>18</b> | <b>4</b> |

| Pitchers:     | W        | L        | ERA         | G        | GS       | CG       | SHO      | SV       | IP          | H         | R        | ER       | BB       | SO        |
|---------------|----------|----------|-------------|----------|----------|----------|----------|----------|-------------|-----------|----------|----------|----------|-----------|
| Hughes        | 1        | 0        | 0.00        | 1        | 1        | 0        | 0        | 0        | 7.0         | 4         | 0        | 0        | 1        | 6         |
| Logan         | 0        | 0        | 0.00        | 2        | 0        | 0        | 0        | 0        | 1.0         | 1         | 0        | 0        | 0        | 0         |
| Pettitte      | 1        | 0        | 2.57        | 1        | 1        | 0        | 0        | 0        | 7.0         | 5         | 2        | 2        | 1        | 4         |
| Rivera        | 0        | 0        | 0.00        | 3        | 0        | 0        | 0        | 2        | 3.1         | 2         | 0        | 0        | 0        | 1         |
| Robertson     | 0        | 0        | 0.00        | 2        | 0        | 0        | 0        | 0        | 0.2         | 0         | 0        | 0        | 0        | 1         |
| Sabathia      | 1        | 0        | 4.50        | 1        | 1        | 0        | 0        | 0        | 6.0         | 5         | 4        | 3        | 3        | 5         |
| Wood          | 0        | 0        | 4.50        | 3        | 0        | 0        | 0        | 0        | 2.0         | 4         | 1        | 1        | 2        | 3         |
| <b>Totals</b> | <b>3</b> | <b>0</b> | <b>2.00</b> | <b>3</b> | <b>3</b> | <b>0</b> | <b>0</b> | <b>2</b> | <b>27.0</b> | <b>21</b> | <b>7</b> | <b>6</b> | <b>8</b> | <b>20</b> |

| TWINS:        | AVG         | G        | AB        | R        | H         | 2B       | 3B       | HR       | RBI      | BB       | SO        | SB       |
|---------------|-------------|----------|-----------|----------|-----------|----------|----------|----------|----------|----------|-----------|----------|
| Cuddyer       | .182        | 3        | 11        | 1        | 2         | 1        | 0        | 1        | 2        | 0        | 4         | 0        |
| Hardy         | .100        | 3        | 10        | 0        | 1         | 1        | 0        | 0        | 0        | 0        | 2         | 0        |
| Hudson        | .333        | 3        | 12        | 2        | 4         | 0        | 0        | 1        | 2        | 0        | 2         | 0        |
| Kubel         | .000        | 3        | 8         | 0        | 0         | 0        | 0        | 0        | 0        | 3        | 2         | 0        |
| Mauer         | .250        | 3        | 12        | 0        | 3         | 0        | 0        | 0        | 0        | 1        | 3         | 0        |
| Repko         | .000        | 1        | 0         | 0        | 0         | 0        | 0        | 0        | 0        | 0        | 0         | 0        |
| Span          | .308        | 3        | 13        | 0        | 4         | 0        | 0        | 0        | 0        | 0        | 0         | 0        |
| Thome         | .100        | 3        | 10        | 2        | 1         | 0        | 0        | 0        | 0        | 2        | 3         | 0        |
| Tolbert       | .000        | 1        | 0         | 0        | 0         | 0        | 0        | 0        | 0        | 0        | 0         | 0        |
| Valencia      | .222        | 3        | 9         | 1        | 2         | 1        | 0        | 0        | 2        | 1        | 3         | 0        |
| Young         | .333        | 3        | 12        | 1        | 4         | 3        | 1        | 0        | 0        | 1        | 1         | 0        |
| <b>Totals</b> | <b>.216</b> | <b>3</b> | <b>97</b> | <b>7</b> | <b>21</b> | <b>3</b> | <b>1</b> | <b>2</b> | <b>6</b> | <b>8</b> | <b>20</b> | <b>0</b> |

| Pitchers:     | W        | L        | ERA         | G        | GS       | CG       | SHO      | SV       | IP          | H         | R         | ER        | BB       | SO        |
|---------------|----------|----------|-------------|----------|----------|----------|----------|----------|-------------|-----------|-----------|-----------|----------|-----------|
| Baker         | 0        | 0        | 3.86        | 1        | 0        | 0        | 0        | 0        | 2.1         | 3         | 1         | 1         | 0        | 2         |
| Capps         | 0        | 0        | 9.00        | 1        | 0        | 0        | 0        | 0        | 1.0         | 2         | 1         | 1         | 0        | 0         |
| Crain         | 0        | 1        | 54.00       | 1        | 0        | 0        | 0        | 0        | 0.1         | 3         | 2         | 2         | 0        | 0         |
| Duensing      | 0        | 1        | 13.50       | 1        | 1        | 0        | 0        | 0        | 3.1         | 7         | 5         | 5         | 1        | 1         |
| Fuentes       | 0        | 0        | 0.00        | 2        | 0        | 0        | 0        | 0        | 2.2         | 1         | 0         | 0         | 0        | 2         |
| Guerrier      | 0        | 0        | 0.00        | 2        | 0        | 0        | 0        | 0        | 1.2         | 1         | 0         | 0         | 1        | 2         |
| Liriano       | 0        | 0        | 6.35        | 1        | 1        | 0        | 0        | 0        | 5.2         | 6         | 4         | 4         | 3        | 7         |
| Mijares       | 0        | 0        | 0.00        | 3        | 0        | 0        | 0        | 0        | 1.1         | 0         | 0         | 0         | 1        | 0         |
| Pavano        | 0        | 1        | 6.00        | 1        | 1        | 0        | 0        | 0        | 6.0         | 10        | 4         | 4         | 1        | 3         |
| Rauch         | 0        | 0        | 0.00        | 2        | 0        | 0        | 0        | 0        | 1.2         | 0         | 0         | 0         | 0        | 1         |
| <b>Totals</b> | <b>0</b> | <b>3</b> | <b>5.88</b> | <b>3</b> | <b>3</b> | <b>0</b> | <b>0</b> | <b>0</b> | <b>26.0</b> | <b>33</b> | <b>17</b> | <b>17</b> | <b>7</b> | <b>18</b> |

## GAME 1 Wednesday, October 6 at Minnesota

|           |   |   |   |   |   |   |   |   |   |   |   |
|-----------|---|---|---|---|---|---|---|---|---|---|---|
| New York  | 0 | 0 | 0 | 0 | 4 | 2 | 0 | — | 6 | 9 | 0 |
| Minnesota | 0 | 2 | 1 | 0 | 0 | 0 | 0 | — | 4 | 8 | 0 |

WP — Sabathia. LP — Crain. Save — Rivera.

Sabathia, Logan (7), Robertson (7), Wood (8), Rivera (8) and Posada.

Liriano, Mijares (6), Crain (7), Fuentes (7), Rauch (9) and Mauer.

HR — Cuddyer, Teixeira. T — 3:47. A — 42,032.

## GAME 2 Thursday, October 7 at Minnesota

|           |   |   |   |   |   |   |   |   |   |   |   |    |   |
|-----------|---|---|---|---|---|---|---|---|---|---|---|----|---|
| New York  | 0 | 0 | 0 | 1 | 1 | 0 | 2 | 0 | 1 | — | 5 | 12 | 0 |
| Minnesota | 0 | 1 | 0 | 0 | 0 | 1 | 0 | 0 | 0 | — | 2 | 6  | 0 |

WP — Pettitte. LP — Pavano. Save — Rivera.

Pettitte, Wood (8), Rivera (9) and Posada.

Pavano, Mijares (7), Rauch (7), Guerrier (8), Capps (9) and Mauer.

HR — Berkman, Hudson. T — 2:59. A — 42,035.

## GAME 3 Saturday, October 9 at New York

|           |   |   |   |   |   |   |   |   |   |   |   |    |   |
|-----------|---|---|---|---|---|---|---|---|---|---|---|----|---|
| Minnesota | 0 | 0 | 0 | 0 | 0 | 0 | 0 | 1 | 0 | — | 1 | 7  | 0 |
| New York  | 0 | 1 | 1 | 3 | 0 | 0 | 1 | 0 | x | — | 6 | 12 | 0 |

WP — Hughes. LP — Duensing.

Hughes, Wood (8), Logan (8), Robertson (8), Rivera (9) and Posada.

Duensing, Guerrier (4), Baker (5), Mijares (7), Fuentes (8) and Mauer.

HR — Thames, Swisher. T — 3:06. A — 50,840.



# TWINS POSTSEASON LEADERS

## BATTING

### BATTING AVERAGE [min. 30 at-bats]

|      |                        |                          |
|------|------------------------|--------------------------|
| .344 | Steve Lombardozzi..... | 1987                     |
| .338 | Michael Cuddyer.....   | 2002, 03, 04, 06, 09, 10 |
| .333 | Brian Harper.....      | 1991                     |
| .326 | Chuck Knoblauch.....   | 1991                     |
| .314 | Tony Oliva.....        | 1965, 69, 70             |

### AT-BATS

|     |                    |                  |
|-----|--------------------|------------------|
| 104 | Dan Gladden.....   | 1987, 91         |
| 97  | Kirby Puckett..... | 1987, 91         |
| 91  | Kent Hrbek.....    | 1987, 91         |
| 89  | Greg Gagne.....    | 1987, 91         |
| 80  | Torii Hunter.....  | 2002, 03, 04, 06 |

### HITS

|    |                      |                          |
|----|----------------------|--------------------------|
| 30 | Kirby Puckett.....   | 1987, 91                 |
| 29 | Dan Gladden.....     | 1987, 91                 |
| 25 | Michael Cuddyer..... | 2002, 03, 04, 06, 09, 10 |
| 24 | Torii Hunter.....    | 2002, 03, 04, 06         |
| 19 | Greg Gagne.....      | 1987, 91                 |

### HOME RUNS

|   |                       |                  |
|---|-----------------------|------------------|
| 5 | Kirby Puckett.....    | 1987, 91         |
| 4 | Greg Gagne.....       | 1987, 91         |
| 3 | Gary Gaetti.....      | 1987             |
|   | Kent Hrbek.....       | 1987, 91         |
|   | Torii Hunter.....     | 2002, 03, 04, 06 |
|   | Harmon Killebrew..... | 1965, 69, 70     |
|   | Tony Oliva.....       | 1965, 69, 70     |

### WALKS

|    |                       |              |
|----|-----------------------|--------------|
| 14 | Harmon Killebrew..... | 1965, 69, 70 |
| 11 | Kent Hrbek.....       | 1987, 91     |
| 9  | Dan Gladden.....      | 1987, 91     |
| 8  | Tom Brunansky.....    | 1987         |
|    | Kirby Puckett.....    | 1987, 91     |

### WINS

|   |                    |                  |
|---|--------------------|------------------|
| 4 | Jack Morris.....   | 1991             |
| 3 | Bert Blyleven..... | 1970, 87         |
|   | Frank Viola.....   | 1987             |
| 2 | Mudcat Grant.....  | 1965             |
|   | Brad Radke.....    | 2002, 03, 04, 06 |

### LOSSES

|   |                     |                  |
|---|---------------------|------------------|
| 3 | Jim Kaat.....       | 1965, 70         |
|   | Brad Radke.....     | 2002, 03, 04, 06 |
|   | Johan Santana.....  | 2002, 03, 04, 06 |
| 2 | Brian Duensing..... | 2009, 10         |
|   | Kyle Lohse.....     | 2002, 03, 04     |
|   | Carl Pavano.....    | 2009, 10         |
|   | Rick Reed.....      | 2002, 03         |

### INNINGS PITCHED

|      |                    |                  |
|------|--------------------|------------------|
| 36.1 | Jack Morris.....   | 1991             |
| 35.0 | Brad Radke.....    | 2002, 03, 04, 06 |
| 34.0 | Johan Santana..... | 2002, 03, 04, 06 |
| 31.1 | Frank Viola.....   | 1987             |
| 28.1 | Bert Blyleven..... | 1970, 87         |

### WALKS

|    |                     |                  |
|----|---------------------|------------------|
| 10 | Jack Morris.....    | 1991             |
|    | Johan Santana.....  | 2002, 03, 04, 06 |
|    | Dave Boswell.....   | 1965, 69         |
| 9  | Scott Erickson..... | 1991             |
| 8  | Brad Radke.....     | 2002, 03, 04, 06 |
|    | Frank Viola.....    | 1987             |
|    | David West.....     | 1991             |

### GAMES

|    |                      |                          |
|----|----------------------|--------------------------|
| 24 | Greg Gagne.....      | 1987, 91                 |
|    | Dan Gladden.....     | 1987, 91                 |
|    | Kent Hrbek.....      | 1987, 91                 |
|    | Kirby Puckett.....   | 1987, 91                 |
| 22 | Michael Cuddyer..... | 2002, 03, 04, 06, 09, 10 |

### RUNS

|    |                    |                  |
|----|--------------------|------------------|
| 17 | Dan Gladden.....   | 1987, 91         |
| 16 | Kirby Puckett..... | 1987, 91         |
| 15 | Torii Hunter.....  | 2002, 03, 04, 06 |
| 12 | Greg Gagne.....    | 1987, 91         |
| 10 | Tom Brunansky..... | 1987             |
|    | Kent Hrbek.....    | 1987, 91         |

### DOUBLES

|   |                   |                  |
|---|-------------------|------------------|
| 8 | Torii Hunter..... | 2002, 03, 04, 06 |
| 6 | Dan Gladden.....  | 1987, 91         |
| 5 | Greg Gagne.....   | 1987, 91         |
|   | Jacque Jones..... | 2002, 03, 04     |
|   | Tony Oliva.....   | 1965, 69, 70     |

### RUNS BATTED IN

|    |                    |          |
|----|--------------------|----------|
| 16 | Kirby Puckett..... | 1987, 91 |
| 15 | Dan Gladden.....   | 1987, 91 |
| 12 | Kent Hrbek.....    | 1987, 91 |
| 11 | Tom Brunansky..... | 1987     |
| 10 | Greg Gagne.....    | 1987, 91 |

### STRIKEOUTS

|    |                      |                          |
|----|----------------------|--------------------------|
| 23 | Jacque Jones.....    | 2002, 03, 04             |
| 22 | Greg Gagne.....      | 1987, 91                 |
| 21 | Corey Koskie.....    | 2002, 03, 04             |
| 18 | Michael Cuddyer..... | 2002, 03, 04, 06, 09, 10 |
| 17 | Kirby Puckett.....   | 1987, 91                 |

## PITCHING

### GAMES STARTED

|   |                    |                  |
|---|--------------------|------------------|
| 6 | Brad Radke.....    | 2002, 03, 04, 06 |
| 5 | Jack Morris.....   | 1991             |
|   | Johan Santana..... | 2002, 03, 04, 06 |
|   | Frank Viola.....   | 1987             |
| 4 | Bert Blyleven..... | 1970, 87         |
|   | Jim Kaat.....      | 1965, 70         |
|   | Kevin Tapani.....  | 1991             |

### ERA [min. 10 innings]

|      |                   |          |
|------|-------------------|----------|
| 1.35 | Dave Boswell..... | 1965, 69 |
| 1.65 | Eric Milton.....  | 2002, 03 |
| 2.23 | Jack Morris.....  | 1991     |
| 2.70 | Jeff Reardon..... | 1987     |
| 2.74 | Mudcat Grant..... | 1965     |

### SAVES

|   |                     |          |
|---|---------------------|----------|
| 5 | Rick Aguilera.....  | 1991     |
| 3 | Eddie Guardado..... | 2002, 03 |
|   | Jeff Reardon.....   | 1987     |
| 1 | Juan Berenguer..... | 1987     |
|   | Joe Nathan.....     | 2004     |

### STRIKEOUTS

|    |                    |                  |
|----|--------------------|------------------|
| 32 | Johan Santana..... | 2002, 03, 04, 06 |
| 25 | Frank Viola.....   | 1987             |
| 23 | Bert Blyleven..... | 1970, 87         |
| 22 | Jack Morris.....   | 1991             |
| 17 | Brad Radke.....    | 2002, 03, 04, 06 |







# 2018 SCHEDULE

MAR/APR

| SUN               | MON               | TUE               | WED                | THU               | FRI               | SAT               |
|-------------------|-------------------|-------------------|--------------------|-------------------|-------------------|-------------------|
|                   |                   |                   |                    | 29<br>TBD<br>BAL  | 30                | 31<br>TBD<br>BAL  |
| 1<br>TBD<br>BAL   | 2<br>TBD<br>PIT   | 3                 | 4<br>TBD<br>PIT    | 5<br>3:10<br>SEA  | 6                 | 7<br>1:10<br>SEA  |
| 8<br>1:10<br>SEA  | 9<br>7:10<br>HOU  | 10<br>7:10<br>HOU | 11<br>12:10<br>HOU | 12<br>7:10<br>CWS | 13<br>7:10<br>CWS | 14<br>1:10<br>CWS |
| 15<br>1:10<br>CWS | 16                | 17<br>TBD<br>CLE  | 18<br>TBD<br>CLE   | 19                | 20<br>TBD<br>TB   | 21<br>TBD<br>TB   |
| 22<br>TBD<br>TB   | 23<br>TBD<br>NYY  | 24<br>TBD<br>NYY  | 25<br>TBD<br>NYY   | 26<br>TBD<br>NYY  | 27<br>7:10<br>CIN | 28<br>1:10<br>CIN |
| 29<br>1:10<br>CIN | 30<br>7:10<br>TOR |                   |                    |                   |                   |                   |

MAY

| SUN               | MON               | TUE               | WED                | THU               | FRI               | SAT               |
|-------------------|-------------------|-------------------|--------------------|-------------------|-------------------|-------------------|
|                   |                   | 1<br>7:10<br>TOR  | 2<br>12:10<br>TOR  | 3<br>TBD<br>CWS   | 4<br>TBD<br>CWS   | 5<br>TBD<br>CWS   |
| 6<br>TBD<br>CWS   | 7<br>TBD<br>STL   | 8<br>TBD<br>STL   | 9                  | 10<br>TBD<br>LAA  | 11<br>TBD<br>LAA  | 12<br>TBD<br>LAA  |
| 13<br>TBD<br>LAA  | 14                | 15<br>7:10<br>STL | 16<br>12:10<br>STL | 17                | 18<br>7:10<br>MIL | 19<br>6:10<br>MIL |
| 20<br>1:10<br>MIL | 21<br>7:10<br>DET | 22<br>7:10<br>DET | 23<br>12:10<br>DET | 24                | 25<br>TBD<br>SEA  | 26<br>TBD<br>SEA  |
| 27<br>TBD<br>SEA  | 28<br>TBD<br>KC   | 29<br>TBD<br>KC   | 30<br>TBD<br>KC    | 31<br>7:10<br>CLE |                   |                   |

JUNE

| SUN               | MON | TUE               | WED               | THU                | FRI               | SAT               |
|-------------------|-----|-------------------|-------------------|--------------------|-------------------|-------------------|
|                   |     |                   |                   |                    | 1<br>7:10<br>CLE  | 2<br>1:10<br>CLE  |
| 3<br>1:10<br>CLE  | 4   | 5<br>7:10<br>CWS  | 6<br>7:10<br>CWS  | 7<br>12:10<br>CWS  | 8<br>7:10<br>LAA  | 9<br>1:10<br>LAA  |
| 10<br>1:10<br>LAA | 11  | 12<br>TBD<br>DET  | 13<br>TBD<br>DET  | 14<br>TBD<br>DET   | 15<br>TBD<br>CLE  | 16<br>TBD<br>CLE  |
| 17<br>TBD<br>CLE  | 18  | 19<br>7:10<br>BOS | 20<br>7:10<br>BOS | 21<br>12:10<br>BOS | 22<br>7:10<br>TEX | 23<br>1:10<br>TEX |
| 24<br>1:10<br>TEX | 25  | 26<br>TBD<br>CWS  | 27<br>TBD<br>CWS  | 28<br>TBD<br>CWS   | 29<br>TBD<br>CHC  | 30<br>TBD<br>CHC  |

JULY




| SUN              | MON  | TUE               | WED               | THU              | FRI              | SAT              |
|------------------|--|-------------------|-------------------|------------------|------------------|------------------|
| 1<br>TBD<br>CHC  | 2<br>TBD<br>MIL                            | 3<br>TBD<br>MIL   | 4<br>TBD<br>MIL   | 5<br>7:10<br>BAL | 6<br>7:10<br>BAL | 7<br>1:10<br>BAL |
| 8<br>1:10<br>BAL | 9<br>7:10<br>KC                            | 10<br>7:10<br>KC  | 11<br>12:10<br>KC | 12<br>7:10<br>TB | 13<br>7:10<br>TB | 14<br>1:10<br>TB |
| 15<br>1:10<br>TB | 16<br>ALL STAR BREAK<br>★ NATIONALS PARK ★ |                   |                   |                  | 20<br>TBD<br>KC  | 21<br>TBD<br>KC  |
| 22<br>TBD<br>KC  | 23<br>TBD<br>TOR                           | 24<br>TBD<br>TOR  | 25<br>TBD<br>TOR  | 26<br>TBD<br>BOS | 27<br>TBD<br>BOS | 28<br>TBD<br>BOS |
| 29<br>TBD<br>BOS | 30<br>7:10<br>CLE                          | 31<br>7:10<br>CLE |                   |                  |                  |                  |

AUGUST

| SUN               | MON             | TUE               | WED                | THU               | FRI               | SAT               |
|-------------------|-----------------|-------------------|--------------------|-------------------|-------------------|-------------------|
|                   |                 |                   | 1<br>12:10<br>CLE  | 2                 | 3<br>7:10<br>KC   | 4<br>6:10<br>KC   |
| 5<br>1:10<br>KC   | 6<br>TBD<br>CLE | 7<br>TBD<br>CLE   | 8<br>TBD<br>CLE    | 9<br>TBD<br>CLE   | 10<br>TBD<br>DET  | 11<br>TBD<br>DET  |
| 12<br>TBD<br>DET  | 13              | 14<br>7:10<br>PIT | 15<br>12:10<br>PIT | 16<br>7:10<br>DET | 17<br>7:10<br>DET | 18<br>6:10<br>DET |
| 19<br>1:10<br>DET | 20              | 21<br>TBD<br>CWS  | 22<br>TBD<br>CWS   | 23<br>7:10<br>OAK | 24<br>7:10<br>OAK | 25<br>6:10<br>OAK |
| 26<br>1:10<br>OAK | 27              | 28<br>TBD<br>CLE  | 29<br>TBD<br>CLE   | 30<br>TBD<br>CLE  | 31<br>TBD<br>TEX  |                   |

SEPTEMBER

| SUN               | MON               | TUE               | WED               | THU               | FRI               | SAT               |
|-------------------|-------------------|-------------------|-------------------|-------------------|-------------------|-------------------|
|                   |                   |                   |                   |                   |                   | 1<br>TBD<br>TEX   |
| 2<br>TBD<br>TEX   | 3<br>TBD<br>HOU   | 4<br>TBD<br>HOU   | 5<br>TBD<br>HOU   | 6                 | 7<br>7:10<br>KC   | 8<br>6:10<br>KC   |
| 9<br>1:10<br>KC   | 10<br>7:10<br>NYY | 11<br>7:10<br>NYY | 12<br>7:10<br>NYY | 13<br>TBD<br>KC   | 14<br>TBD<br>KC   | 15<br>TBD<br>KC   |
| 16<br>TBD<br>KC   | 17<br>TBD<br>DET  | 18<br>TBD<br>DET  | 19<br>TBD<br>DET  | 20                | 21<br>TBD<br>OAK  | 22<br>TBD<br>OAK  |
| 23<br>TBD<br>OAK  | 24                | 25<br>7:10<br>DET | 26<br>7:10<br>DET | 27<br>7:10<br>DET | 28<br>7:10<br>CWS | 29<br>6:10<br>CWS |
| 30<br>2:10<br>CWS |                   |                   |                   |                   |                   |                   |

 Home Games
  Puerto Rico Series
  Road Games
 Schedule subject to change.

twinsbaseball.com



Ballpark



