



# MAJOR LEAGUE BASEBALL WEEKLY NOTES

## THURSDAY, AUGUST 10, 2017

### ASTROS BEHIND THE DISH

Through 113 games this season, entering play on Thursday, the Houston Astros have 81 RBI from the catcher position this season, marking the most in the Majors. The Astros are followed by the Chicago Cubs (73), Kansas City Royals (68), Atlanta Braves (67) and New York Yankees (65).

Brian McCann (top right) has racked up 48 RBI while occupying the catcher position this season, while Evan Gattis (bottom right) has compiled 30 RBI as a catcher. In addition, Juan Centeno picked up three RBI in three games behind the plate.

The Astros combination of catchers are currently on pace for 116 RBI this season, which would rank sixth in AL history dating back to at least 1913. The only AL teams in that span to post more than 116 RBI from the backstop position were the 1999 Texas Rangers (124), the 2004 Cleveland Indians (122), the 2007 Indians (121), the 1962 Yankees (118) and the 1977 Yankees (117). During that time, the 1953 Brooklyn Dodgers catchers posted the most RBI in a single season with 143 over 155 games.

McCann, who has 13 home runs on the season and ranks ninth in Major League history with 245 career home runs as a catcher, has hit at least 10 home runs in 12 consecutive seasons. He is joined by José Bautista, Miguel Cabrera, Robinson Canó, Edwin Encarnacion, Mike Napoli, Albert Pujols and Hanley Ramirez as the only players with at least 10 homers in each of the last 12 seasons. Entering this season, McCann and Cruz were the only players in the Majors to hit 20 home runs in each of the last eight seasons.

Gattis, who was placed on the disabled list last week with a concussion, hit .322 with six home runs, four doubles and 14 RBI during the month of July while slugging .695, which ranked second in the AL for the month behind teammate Jose Altuve (.727).



***RBI from Catcher Position in a Single Season, All Teams, 1913-Present***

TEAM	RBI
1953 Brooklyn Dodgers	143
1999 New York Mets	142
1998 Atlanta Braves	133
1970 Cincinnati Reds	130
1997 Los Angeles Dodgers	130
2000 New York Mets	126
1999 Texas Rangers	124
1955 Brooklyn Dodgers	122
2004 Cleveland Indians	122
1974 Cincinnati Reds	121

***RBI from Catcher Position in a Single Season, AL Teams, 1913-Present***

TEAM	RBI
1999 Texas Rangers	124
2004 Cleveland Indians	122
2007 Cleveland Indians	121
1962 New York Yankees	118
1977 New York Yankees	117
1956 New York Yankees	114
1983 Detroit Tigers	112
2000 Texas Rangers	112
2003 New York Yankees	112
1963 New York Yankees	110

***\*\*2017 Houston Astros currently on pace for 116 RBI at catcher.***

## INNINGS EATERS

A total of 163 pitchers have made at least 10 starts during the 2017 season thus far. Of the 163 pitchers, just 13 have tossed at least 5.0 innings in each of their starts this season, including Chris Archer (24), Gio Gonzalez (23), Zack Greinke (23), Carlos Martínez (23), Ivan Nova (23), Chris Sale (23), John Lackey (21), Zack Godley (16), Charlie Morton (16), David Price (11), Parker Bridwell (10), Madison Bumgarner (10) and Seth Lugo (10).

Of the 13 pitchers, none have tossed at least 6.0 innings in each of their starts.

By comparison, in 2016, there were 184 pitchers who made at least 10 starts, and just four of them went at least 5.0 innings in each of their starts — Bumgarner (34 starts), Rick Porcello (33 starts), Jake Arrieta (31 starts) and Kyle Hendricks (30 starts).



Dating back to at least 1913, Curt Schilling holds the Major League record for consecutive starts of at least 5.0 innings pitched, doing so in 147 consecutive starts from July 21, 2001-September 26, 2006. He is followed by David Cone (145 from June 16, 1992-August 12, 1997), Johan Santana (123 from May 29, 2004-September 21, 2007), Hall of Famer Bob Gibson (112 from September 7, 1967-April 21, 1971) and Hall of Famer Walter Johnson (109 from September 14, 1914-August 25, 1917).



Among active players, CC Sabathia of the Yankees owns the longest streak after tossing at least 5.0 innings in 95 consecutive games from May 13, 2010-May 3, 2013. Bumgarner's current streak of 74 such starts, dating back to April 16, 2015, is the longest active streak in the Majors. He is followed by Martínez (48, dating back to May 14, 2016); Archer (47, dating back to May 27, 2016); Lackey (35, dating back to June 30, 2016); and Price (30, dating back to June 29, 2016).

### ***Starts of at Least 5.0 innings, 2017 Season***

TEAM	STARTS	PCT.
ARI	102	90.3
SF	100	86.2
BOS	99	86.8
WSH	99	88.4
STL	98	86.0
TB	97	84.3
PHI	96	86.5
PIT	96	84.2
COL	94	82.5
SEA	94	81.7

TEAM	STARTS	PCT.
TEX	93	82.3
ATL	91	81.3
CHI	91	80.5
MIL	91	78.4
LAA	90	78.3
OAK	90	78.9
DET	88	77.9
LAD	88	77.9
CLE	87	78.4
HOU	86	76.1

TEAM	STARTS	PCT.
SD	86	76.1
NYM	85	76.6
NYG	85	75.9
BAL	84	73.7
KC	82	72.6
MIN	82	73.2
TOR	79	69.9
MIA	78	69.6
CIN	76	66.7
CWS	76	68.5

## NOT QUITE COMPLETE

Entering play on Thursday, six teams in the Majors – the Atlanta Braves, the Chicago White Sox, the Oakland Athletics, the Philadelphia Phillies, the Tampa Bay Rays and the Baltimore Orioles – are yet to have a pitcher toss a complete game this season.

In fact, there have been a total of just 44 complete games this season, which is easily on pace for an all-time record low of 63. The previous low was set last season, when the 30 Clubs combined for just 83 complete games on the season, eclipsing the previous low of 104 in 2015. The remainder of the top five seasons with the fewest complete games includes 2007 (112); 2014 (118); and 2013 (124).

The Braves have had two occurrences of their starter going at least 8.0 innings this season: Jaime García (8.0 innings on May 21<sup>st</sup> in a 3-2 loss to the Nationals at home) and Mike Foltynewicz (8.0 innings on June 30<sup>th</sup> in a 3-1 victory at Oakland).

The White Sox have had six starts of at least 8.0 innings this season. Miguel González went a White Sox season-high 8.1 innings on April 18<sup>th</sup> in a 4-1 win over the Yankees at Yankee Stadium, and he tossed 8.0 innings in two starts (on April 24<sup>th</sup> in a 12-1 win over the Royals at home; on Wednesday night at home vs. Houston). Jose Quintana pitched 8.0 innings on May 2<sup>nd</sup> in a 6-0 win at Kansas City, and again in a 2-1 victory at Seattle on May 19<sup>th</sup>. Two days after Quintana's gem at Safeco Field, Derek Holland also tossed 8.0 innings in an 8-1 win over the Mariners.

The Athletics have had two starts of at least 8.0 innings this season: Jesse Hahn (8.0 innings on April 25<sup>th</sup> in a 2-1 road loss to the Angels); and Sonny Gray (8.0 innings on June 30<sup>th</sup> in a 3-1 loss to the Braves at home).

The Phillies have had two occurrences of their starter going at least 8.0 innings this season, and both have come with Aaron Nola on the hill. Nola went 8.0 innings on June 6<sup>th</sup> in a 3-1 win over the Braves in Atlanta, and again tossed 8.0 frames on July 8<sup>th</sup> in a 2-1 loss to the Padres at home.

The Rays have flirted with a complete game five times this season. Alex Cobb has gone 8.0 innings in three starts (2-1 loss vs. Toronto on May 7<sup>th</sup>; 4-2 win at Pittsburgh on June 27<sup>th</sup>; and 4-3 loss vs. Texas on July 21<sup>st</sup>). In addition, All-Star Chris Archer tossed 8.0 scoreless in a 12-1 win over the Royals at home on May 10<sup>th</sup>, and Matt Andriese went 8.0 scoreless on May 25<sup>th</sup> in a 4-0 home win over the Angels.

Lastly, the Orioles have had four starts of at least 8.0 innings this season. Kevin Gausman came within one out of a complete game, tossing 8.2 scoreless in a 4-0 win on July 29<sup>th</sup> at Texas. Wade Miley (2-1 win at Cincinnati on April 20<sup>th</sup>), Ubaldo Jiménez (2-0 win at Toronto on June 29<sup>th</sup>) and Dylan Bundy (7-2 win vs. Kansas City on August 1<sup>st</sup>) each went 8.0 innings on one occasion in 2017.

In Major League history, there have only been 13 teams that have gone an entire season without at least one complete game from a member of the pitching staff, and all have come in the previous 10 seasons: the 2007 Marlins; 2007 Nationals; 2007 Rangers; 2011 Padres; 2012 Brewers; 2012 Rockies; 2015 Marlins; 2015 Orioles; 2015 Pirates; 2016 Blue Jays; 2016 Brewers; 2016 Marlins; and 2016 Yankees.

TEAM	CG
MIN	6
CLE	5
BOS	4
ARI	2
CIN	2
PIT	2
SF	2
STL	2
TEX	2
TOR	2
WSH	2
CHI	1
COL	1
DET	1
HOU	1
KC	1
LAA	1
LAD	1
MIA	1
MIL	1
NYM	1
NYG	1
SD	1
SEA	1
ATL	0
BAL	0
CWS	0
OAK	0
PHI	0
TB	0

## KLUBER IN CY YOUNG FORM

On Tuesday night against the Colorado Rockies at Progressive Field, 2014 AL Cy Young Award winner Corey Kluber tossed his second consecutive complete game, and fourth on the season. In each of his previous two complete games, Kluber earned the win by compiling at least 10 strikeouts, and limiting the opposition to three hits-or-fewer and one walk-or-fewer. Since 1913, such a stat line has been produced in consecutive outings by just one other hurler: two-time Cy Young Award winner Max Scherzer.

With his most recent dominant outing, the two-time All-Star completed his fifth consecutive start since the All-Star break with at least 10 punchouts. According to Elias, since 1933, which was the first Major League season with an All-Star break, Corey is the only Major League pitcher to have accomplished the feat.

In addition, dating back to his start on June 1<sup>st</sup>, Kluber has posted 13 straight starts with at least eight strikeouts, the fifth-longest streak in MLB history. Hall of Famer Randy Johnson has compiled streaks of 14, 15 and 17 starts, while fellow Hall of Famer Pedro Martinez posted a 16-start streak in 1997-98.



### ***MLB Pitchers with Consecutive Starts of 9.0 IP with 10 SO and no More than 3 H and 1 BB, 1913-Present***

Player, Team	Date	IP	H	ER	BB	SO
<b>Corey Kluber, CLE</b>	<b>August 3, 2017 vs. NY Yankees</b>	<b>9.0</b>	<b>3</b>	<b>1</b>	<b>1</b>	<b>11</b>
	<b>August 8, 2017 vs. Colorado</b>	<b>9.0</b>	<b>3</b>	<b>1</b>	<b>0</b>	<b>11</b>
Max Scherzer, WSH	June 14, 2015 at Milwaukee	9.0	1	0	1	16
	June 20, 2015 vs. Pittsburgh	9.0	0	0	0	10

### ***MLB Pitching Streaks with at least Eight Strikeouts, 1913-Present***

Player, Team	Dates	Games	IP	ERA	SO
Randy Johnson, ARI	September 24, 1999 - June 19, 2000	17	132.2	1.49	180
Pedro Martinez, MON-BOS	July 29, 1997 - April 17, 1998	16	127.1	1.63	173
Randy Johnson, ARI	June 25 - September 5, 1999	15	120.0	1.80	171
Randy Johnson, HOU-ARI	August 22, 1998 - May 5, 1999	14	108.1	2.08	151
<b>Corey Kluber, CLE</b>	<b>June 1, 2017 - Present</b>	<b>13</b>	<b>95.1</b>	<b>1.70</b>	<b>142</b>



## **AUGUST TRADE & WAIVER TRACKER**

Following is a list of trades and waiver claims made during the August waiver trading period:

**August 4** - Rockies claimed C Dustin Garneau off waivers from the Athletics

**August 4** - Dodgers claimed RHP Dylan Floro off waivers from the Cubs

**August 5** - Pirates claimed RHP George Kontos off waivers from the Giants

**August 5** - Pirates acquired INF Sean Rodriguez from the Braves for C Connor Joe

**August 6** - Mariners acquired 1B Yonder Alonso from the Athletics for OF Boog Powell

**August 6** - Mariners acquired RHP Ryan Garton and C Michael Marjama from the Rays for LHP Anthony Misiewicz and INF Luis Rengifo

**August 6** - White Sox claimed 3B D.J. Peterson off waivers from the Mariners

**August 9** - Indians acquired OF Jay Bruce from the Mets for RHP Ryder Ryan

**August 9** - Reds claimed RHP Luke Farrell off waivers from the Dodgers

## **2017 POSTSEASON SCHEDULE ANNOUNCED**

Earlier this week, Major League Baseball announced the schedule for the 2017 Postseason, which is set to open with the American League Wild Card Game on ESPN on Tuesday, October 3<sup>rd</sup>, followed by the National League Wild Card Game on TBS on Wednesday, October 4<sup>th</sup>. Game One of the 2017 World Series on FOX is scheduled for Tuesday, October 24<sup>th</sup> at the home of the League Champion with the better 2017 regular season record.

Following the scheduled Sunday, October 1<sup>st</sup> conclusion to the regular season, potentially necessary regular season Tiebreaker Games would be telecast exclusively by ESPN on Monday, October 2<sup>nd</sup>.

Both AL Division Series will be scheduled to begin on Thursday, October 5<sup>th</sup>. The first full slate of Division Series games, featuring two NL Division Series openers and a pair of ALDS Game Two contests, will be held on Friday, October 6<sup>th</sup>. Overall, the Division Series are scheduled to run from Thursday, October 5<sup>th</sup> through the following Thursday, October 12<sup>th</sup>, with potential Game Fives on Wednesday, October 11<sup>th</sup> (ALDS) and Thursday, October 12<sup>th</sup> (NLDS). TBS will cover all NLDS games, while FS1 and MLB Network will cover the ALDS.

The American League Championship Series, beginning on Friday, October 13<sup>th</sup>, will be telecast by FOX or FS1. The National League Championship Series, set to start on Saturday, October 14<sup>th</sup>, will be telecast by TBS. A potential Game Seven of the ALCS is scheduled for Saturday, October 21<sup>st</sup>, while a potential Game Seven of the NLCS is set for Sunday, October 22<sup>nd</sup>.

Game One of the 2017 World Series is scheduled for Tuesday, October 24<sup>th</sup>, and the 113<sup>th</sup> Fall Classic will change sites for Game Three on Friday, October 27<sup>th</sup>. If a Game Seven proves necessary, it would be scheduled for Wednesday, November 1<sup>st</sup>. The scheduled off days during the World Series are Thursday, October 26<sup>th</sup> and Monday, October 30<sup>th</sup> (if a Game Six is necessary). FOX Sports will present live telecast coverage of the World Series for the 20th time.

All games telecast on MLB Network, TBS, FS1 and FOX will be available to MLB.TV subscribers who are authenticated subscribers to the applicable network through a participating pay TV provider.

The AL Wild Card Game, as well as any necessary tiebreakers, will also be available via the ESPN App. ESPN Radio will provide live national coverage of all 2017 MLB Postseason games, including the Wild Card Games and any necessary Tiebreakers.


The 2017 Postseason schedule, subject to change, is below and can be viewed in its entirety at [www.mlb.com/postseason](http://www.mlb.com/postseason).



DAY	DATE	SERIES	NETWORK
Tues.	Oct. 3 <sup>rd</sup>	AL Wild Card Game	ESPN
Wed.	Oct. 4 <sup>th</sup>	NL Wild Card Game	TBS



DAY	DATE	SERIES	NETWORK
Thurs.	Oct. 5 <sup>th</sup>	ALDS A, Game 1	FS1 or MLBN
		ALDS B, Game 1	FS1 or MLBN
Fri.	Oct. 6 <sup>th</sup>	ALDS A, Game 2	FS1 or MLBN
		ALDS B, Game 2	FS1 or MLBN
		NLDS A, Game 1	TBS
		NLDS B, Game 1	TBS
Sat.	Oct. 7 <sup>th</sup>	NLDS A, Game 2	TBS
		NLDS B, Game 2	TBS
Sun.	Oct. 8 <sup>th</sup>	ALDS A, Game 3	FS1 or MLBN
		ALDS B, Game 3	FS1 or MLBN
Mon.	Oct. 9 <sup>th</sup>	<i>ALDS A, Game 4</i>	FS1
		<i>ALDS B, Game 4</i>	FS1
		NLDS A, Game 3	TBS
		NLDS B, Game 3	TBS
Tues.	Oct. 10 <sup>th</sup>	<i>NLDS A, Game 4</i>	TBS
		<i>NLDS B, Game 4</i>	TBS
Wed.	Oct. 11 <sup>th</sup>	<i>ALDS A, Game 5</i>	FS1
		<i>ALDS B, Game 5</i>	FS1
Thurs.	Oct. 12 <sup>th</sup>	<i>NLDS A, Game 5</i>	TBS
		<i>NLDS B, Game 5</i>	TBS




*Italics = if necessary.*

LDS A = Involves club with **best record**;

LDS B = **Not** involving club with best record





DAY	DATE	SERIES	NETWORK
Fri.	Oct. 13 <sup>th</sup>	ALCS Game 1	FOX or FS1
Sat.	Oct. 14 <sup>th</sup>	ALCS Game 2	FOX or FS1
		NLCS Game 1	TBS
Sun.	Oct. 15 <sup>th</sup>	NLCS Game 2	TBS
Mon.	Oct. 16 <sup>th</sup>	ALCS Game 3	FOX or FS1
Tues.	Oct. 17 <sup>th</sup>	NLCS Game 3	TBS
		ALCS Game 4	FOX or FS1
Wed.	Oct. 18 <sup>th</sup>	ALCS Game 5	FOX or FS1
		NLCS Game 4	TBS
Thurs.	Oct. 19 <sup>th</sup>	NLCS Game 5	TBS
Fri.	Oct. 20 <sup>th</sup>	ALCS Game 6	FOX or FS1
Sat.	Oct. 21 <sup>st</sup>	NLCS Game 6	TBS
		ALCS Game 7	FOX or FS1
Sun.	Oct. 22 <sup>nd</sup>	NLCS Game 7	TBS

*Italics = if necessary.*



DAY	DATE	GAME, SITE	NETWORK
Tues.	Oct. 24 <sup>th</sup>	Game 1	FOX
Wed.	Oct. 25 <sup>th</sup>	Game 2	FOX
Thurs.	Oct. 26 <sup>th</sup>	Travel Day	
Fri.	Oct. 27 <sup>th</sup>	Game 3	FOX
Sat.	Oct. 28 <sup>th</sup>	Game 4	FOX
Sun.	Oct. 29 <sup>th</sup>	Game 5	FOX
Mon.	Oct. 30 <sup>th</sup>	Travel Day	
Tues.	Oct. 31 <sup>st</sup>	Game 6	FOX
Wed.	Nov. 1 <sup>st</sup>	Game 7	FOX

*Italics = if necessary.*

## PLAYERS WEEKEND

Major Leaguers will let their personalities and passions shine during Players Weekend, a newly created event taking place during all MLB games scheduled between August 25<sup>th</sup>-27<sup>th</sup>, it was announced earlier this week by Major League Baseball and the Major League Baseball Players Association.

Players Weekend is a player-focused event that will include the players wearing colorful, non-traditional uniforms featuring alternate designs inspired by youth league uniforms. Players will have the opportunity to have a nickname placed on the back of the jerseys made by Majestic Athletic, as well as to wear and use uniquely colored and designed spikes, batting gloves, wristbands, compression sleeves, catcher's masks, and bats. During Players Weekend, the players will also be wearing specially designed caps by New Era, and socks from Stance. In addition, players will have the option of wearing t-shirts highlighting a charity or cause of their choice during pregame workouts and postgame interviews.

Several Major Leaguers will serve as Players Weekend Ambassadors by taking an active role in promoting the event, including: Yonder Alonso (Seattle Mariners), Javier Báez (Chicago Cubs), José Bautista (Toronto Blue Jays), Nelson Cruz (Seattle Mariners), Ender Inciarte (Atlanta Braves), Francisco Lindor (Cleveland Indians), Manny Machado (Baltimore Orioles), Anthony Rizzo (Chicago Cubs), CC Sabathia (New York Yankees), Christian Yelich (Miami Marlins) and Chris B. Young (Boston Red Sox). The players will support the event by posting to social media using #PlayersWeekend.

Additionally, during Players Weekend, the right sleeve of each player's jersey will feature a patch with a blank space for him to write the name of a person or organization that was instrumental to his development. The patch features a new logo that shows a progression of five players increasing in size to demonstrate the process of a player's path from Little League and youth leagues to Major League Baseball. The new "Evolution" logo, which symbolizes solidarity with local youth baseball and softball organizations, will also appear on the back of each Club's cap and jerseys in place of the MLB silhouetted batter.

Game-worn, Players Weekend jerseys will be auctioned at [www.mlb.com/auctions](http://www.mlb.com/auctions) with 100% of net proceeds donated to the MLB-MLBPA Youth Development Foundation, a joint effort established in July 2015 by MLB and the MLBPA with an initial commitment of \$30 million focused on improving the caliber, effectiveness and availability of amateur baseball and softball programs across the United States and Canada.

The special features of the Players Weekend games will also be adopted by the Pittsburgh Pirates and the St. Louis Cardinals during the MLB Little League Classic to be played in Williamsport, Pennsylvania, on Sunday, August 20<sup>th</sup> during the 2017 Little League World Series. The game, which will celebrate youth baseball, will be played in front of a crowd of primarily Little League players and their families at a renovated, historic Bowman Field. Earlier in the day, Major League players will attend Little League World Series games and cheer on these youngsters as a demonstration of the players' passion and commitment to helping grow the game at the youth level. The MLB Little League Classic will air nationally on ESPN's "Sunday Night Baseball" and ESPN Radio at 7:00 p.m. ET.





## **EVERY PICTURE TELLS A STORY** **(by MLB Official Historian John Thorn)**

### ***Otis Shepard***




If this were not a Wrigley Field program from 1962 it could be displayed at the Museum of Modern Art. One of the last Chicago Cubs programs designed by the incomparable Otis Shepard, a pioneering graphic artist who worked with Philip K. Wrigley's gum company and his ball club for thirty years.

Though trained in the painterly tradition of turn-of-the-century illustrators and commercial artists, graphic artists like Edward Penfield, J.C. Leyendecker, and Norman Rockwell, Otis Shepard gravitated to more sleek, reductive forms—with ever increasing reliance upon the airbrush—after his marriage to fellow artist Dorothy Van Gorder in 1929. For many of Otis Shepard's illustrations, his wife was an unsigned collaborator.

The success of Otis's glowing ads for Wrigley Gum may have shaped his approach to promoting the Cubs, beginning in the 1930s.




Shepard's design of the 1951 75th anniversary sleeve patch for the Cubs was adopted by the National League and his reputation as the premier designer in baseball circles was cemented.



He designed uniforms, programs, and logos for the Chicago Cubs, and the logo and base uniform for the All American Girls Professional Baseball League (AAGPBL). For me, the image of the 1948 scorecard (right) evokes Magritte and is my favorite.

A 2014 book, *Dorothy and Otis: Designing the American Dream*, is a splendid tribute (<http://www.dorothyandotis.com/>).



## **MLB ON-AIR THIS WEEK** **(All Times ET)**

<b>Thursday, August 10<sup>th</sup>:</b>	Cleveland Indians at Tampa Bay Rays	7:10 p.m.
	Kansas City Royals at St. Louis Cardinals	7:15 p.m.
	Los Angeles Dodgers at Arizona D-backs	9:40 p.m.
	Baltimore Orioles at Oakland Athletics	10:05 p.m.
<b>Friday, August 11<sup>th</sup>:</b>	Boston Red Sox at New York Yankees	7:05 p.m.
	Cleveland Indians at Tampa Bay Rays	7:10 p.m.
<b>Saturday, August 12<sup>th</sup>:</b>	Pittsburgh Pirates at Toronto Blue Jays	1:07 p.m.
	San Francisco Giants at Washington Nationals	7:05 p.m.
	Chicago Cubs at Arizona D-backs	8:10 p.m.
	Baltimore Orioles at Oakland Athletics	9:05 p.m.
	San Diego Padres at Los Angeles Dodgers	9:10 p.m.
<b>Sunday, August 13<sup>th</sup>:</b>	Chicago Cubs at Arizona D-backs	4:10 p.m.
	San Diego Padres at Los Angeles Dodgers	4:10 p.m.
<b>Monday, August 14<sup>th</sup>:</b>	Houston Astros at Arizona D-backs	9:40 p.m.
	Baltimore Orioles at Seattle Mariners	10:10 p.m.
<b>Tuesday, August 15<sup>th</sup>:</b>	Houston Astros at Arizona D-backs	3:40 p.m.
	Kansas City Royals at Oakland Athletics	10:05 p.m.
	Chicago White Sox at Los Angeles Dodgers	10:10 p.m.
<b>Wednesday, August 16<sup>th</sup>:</b>	Los Angeles Angels at Washington Nationals	1:05 p.m.
	Kansas City Royals at Oakland Athletics	3:35 p.m.
	Baltimore Orioles at Seattle Mariners	3:40 p.m.



<b>Saturday, August 12<sup>th</sup>:</b>	Boston Red Sox at New York Yankees (FS1)	4:05 p.m.
<b>Tuesday, August 15<sup>th</sup>:</b>	Detroit Tigers at Texas Rangers (FS1)	8:05 p.m.

<b>Sunday, August 13<sup>th</sup>:</b>	Boston Red Sox at New York Yankees	8:05p.m.
<b>Monday, August 14<sup>th</sup>:</b>	New York Mets at New York Yankees	7:05 p.m.
<b>Wednesday, August 16<sup>th</sup>:</b>	New York Yankees at New York Mets	7:10 p.m.



<b>Sunday, August 13<sup>th</sup>:</b>	Cleveland Indians at Tampa Bay Rays	1:10 p.m.
--	-------------------------------------	-----------

### **UPON FURTHER REVIEW**

Through 1,698 games played this season (through Wednesday), Major League Baseball has had 993 replay reviews, which have taken an average of one minute and thirty seconds.

- \*993 Replay Reviews
- \*231 Confirmed (23.3%)
- \*293 Stands (29.5%)
- \*456 Overturned (45.9%)
- \*11 Rules Check (1.1%)
- \*2 Record Keeping (0.2%)
- \*1:30 Average Time



## **LINE DRIVES (Compiled from Club Game Notes)**

**10,000 HOME RUNS:** The Orioles reached 10,000 regular season home runs in Orioles history (since 1954) after infielder Tim Beckham connected for a solo shot in the eighth inning on Saturday. The O's became one of four clubs to reach the 10,000-home run mark since 1954, joining the Yankees, Tigers, and Red Sox.

**DEADLINE DIVIDENDS:** Eduardo Núñez was 19-for-45(.422) with 12 RBI and 10 extra-base hits (6 2B, 4 HR) in his first 10 games with the Red Sox. According to Elias, his 19 hits matched the club record for a player in his first 10 games with the Red Sox (also Charlie Hemphill, 1901).

**CONFORTO IN THE FIRST:** All-Star Michael Conforto enters play today with six leadoff homers this season, which are tied for third-most by a Met in a single season in team history (also José Reyes in 2006). Curtis Granderson holds the franchise record for leadoff home runs in a single season with seven (both in 2015 and 2016).

**27's 26<sup>th</sup>:** Mike Trout celebrated his 26<sup>th</sup> birthday on Monday with career hit number 1,000. He became just the fourth player in MLB history to amass 1,000 hits, 500 runs and 500 walks in their age-25 season-or-younger, joining Hall of Famers Mel Ott, Jimmie Foxx and Mickey Mantle. Trout is the first player with 150 homers and 150 stolen bases before his 26<sup>th</sup> birthday.

**HARPER'S HOMERS:** Bryce Harper's home run on Monday night was the 150<sup>th</sup> homer of his career. With the blast, he became the 14<sup>th</sup> player in MLB history (since 1913) to hit 150 career home runs before turning 25 years old. According to Elias, only two active MLB players connected 150 times at a younger age: Albert Pujols (24 years, 212 days) and Giancarlo Stanton (24 years, 290 days). At 24 years, 295 days, Harper and Mike Trout both connected on their 150<sup>th</sup> home run at the same exact age.

**WALK THIS WAY:** Outfielder Aaron Judge drew his 80<sup>th</sup> and 81<sup>st</sup> walks of the season on Tuesday at Toronto, matching Charlie Keller (1939) for the Yankees single season record for walks by a rookie. The modern Major League rookie record for walks is held by Hall of Famer Ted Williams, who drew 107 free passes for Boston in 1939. Only five rookies in modern Major League history have drawn 100 walks in a single season, most recently Brooklyn's Jim Gilliam (100) in 1953.

**DOUBLE DIGITS FOR ENDER:** All-Star Ender Inciarte singled in the first inning Tuesday night to extend his hitting streak to a season-high 13 games. Though his streak came to an end, this run marks Inciarte's second double-digit hitting streak this season. He also posted an 11-game streak from June 18<sup>th</sup>-29<sup>th</sup>.

**HAIL CESAR:** Second baseman César Hernández has reached base safely in 20 of his 21 games since coming off the disabled list on July 17<sup>th</sup>. Hernandez reached base safely at least twice in 10 straight games from July 29<sup>th</sup>-August 8<sup>th</sup>, the longest streak by a Phillies player since Shane Victorino also posted a streak of 10 games (July 28-August 6, 2011).

**DUDA IN TB:** On Tuesday, newly acquired first baseman Lucas Duda saw his 10-game on-base streak to begin his Rays career come to an end when he struck out as a pinch hitter in the ninth inning. It was the longest streak to begin a Rays career since Jorge Velandia (10) in September 2007.

**I NEED A MIRACLE - WALK-OFF:** The Indians recorded their fourth walk-off win of 2017 Tuesday night. According to Elias, Yan Gomes became the third MLB player in 2017 to hit a game-ending home run after starting the game in the number nine spot, joining Red Sox catchers Sandy Leon (April 5<sup>th</sup> vs. Pittsburgh) and Christian Vazquez (August 1<sup>st</sup> vs. Cleveland). The only other Indians number nine hitter over the past 10 seasons was Gomes himself (May 20, 2013 vs. Seattle). Dating back to at least 1930, Gomes is the only Tribe player to accomplish that feat twice.

**ROAD SHOW:** Joey Gallo homered in his first career game at Citi Field Tuesday night, the MLB-high 14<sup>th</sup> different ballpark in which he has hit a home run in 2017. It marked just the fourth time in Washington/Texas franchise history that a batter homered in at least 14 different parks in a single season. Gallo is just the third player to accomplish the feat, joining Juan Gonzalez (twice) and Hall of Famer Iván Rodríguez (once).

**GRAB SOME BENCH:** Carlos Rodón matched his career high with 11 strikeouts in his start last Friday at Boston, his seventh career game with 10-or-more punchouts, third this season and fifth in his last nine starts dating back to 2016. Rodón joined Chris Sale (five times) and Jake Peavy (twice) as the only Sox pitchers since 2012 to record 11-plus strikeouts with zero walks in a game.

**EXTRA, EXTRA:** Last night, the Dodgers collected four extra-base hits (three doubles and one home run) and have now had at least two extra-base hits in 53 consecutive games, which is the most in the Major Leagues since at least 1913. The 1937 Yankees held the previous record with 49 straight games.

**DOUBLE DOWN:** Entering play today, Yuli Gurriel has 30 doubles, which leads all MLB rookies, and matches the franchise rookie single-season record, set by Hunter Pence (30 in 2007). Only two rookies posted more doubles in 2016 than Gurriel has this season: Corey Seager (40) and Brandon Drury (31).

**JORGE HEATING:** Jorge Polanco has now hit safely in seven straight games, establishing a new season-best, after breaking his previous mark of six contest done from May 28<sup>th</sup>-June 2<sup>nd</sup>. His career-high is 13, done May 20-August 11, 2016. During his current streak, he is hitting .500 (12-for-24) with four doubles, one triple, four RBI, two walks and a .538 on-base percentage.

**500 DOUBLES:** Robinson Canó collected his 500<sup>th</sup> career double in the first inning last Friday at Kansas City. Canó became the 63<sup>rd</sup> player in MLB history with at least 500 career doubles, and is currently tied with Hall of Famer Goose Goslin and John Olerud for 61<sup>st</sup> all-time. Of the 62 other players with at least 500 doubles, 37 are in the Hall of Fame. Edgar Martinez is still the leader in the Mariners clubhouse with 514 career doubles.

**2.0:** Cincinnati Reds closer Raisel Iglesias has produced five 2.0-inning saves this season, the most by any pitcher in a season since Kansas City's Joakim Soria had five saves of at least 2.0 innings in 2009. No Major League pitcher has produced six saves of 2.0 innings or more since 2000, when Toronto's Billy Koch and Boston's Derek Lowe each had six. No Reds pitcher has produced more than five saves of at least 2.0 innings since 1999, when Danny Graves (10) and NL Rookie of the Year Award winner Scott Williamson (7) each did.

**ALL SUMMER LONG:** Nolan Arenado (65) and Charlie Blackmon (64) currently rank first and second in the Major Leagues in extra-base hits. Per Elias, the only other pairs of teammates to finish the season ranked first and second in the Majors in extra-base hits were Tony Armas and Dwight Evans for the 1984 Boston Red Sox and Hall of Famers Lou Gehrig and Babe Ruth for the 1926 and 1927 Yankees.

**POWER-UP:** Khris Davis hit his 30<sup>th</sup> home run of the season Tuesday night after clubbing a career-high 42 home runs last year. Davis is the first A's player with back-to-back 30-homer seasons since Miguel Tejada (2000-02) and Eric Chavez (2001-02).

**CLOSING TIME:** With his save Monday night, Cubs closer Wade Davis extended his single-season franchise record for consecutive save chances converted, as he's been successful in his first 24 opportunities this year. That surpassed Flash Gordon in 2001, Ryan Dempster in 2005 and Carlos Marmol in 2012, all of whom had 19 straight successful save chances in a single campaign. The franchise mark for consecutive save chances converted is held by Dempster (26 straight in the 2005-06 seasons).





## INTERLEAGUE TRACKER

League	2017 Record	Batting Average	ERA
American League	118-114	.258 (2,043-for-7,922)	4.39
National League	114-118	.253 (2,003-for-7,911)	4.34

## MAJOR LEAGUE BASEBALL'S PLAYERS OF THE WEEK

WEEK ENDING	AMERICAN LEAGUE	NATIONAL LEAGUE
April 9 <sup>th</sup>	Nomar Mazara, TEX (.417, 2 HR, 9 RBI, 6 R, 2 2B, .750 SLG)	J.T. Realmuto, MIA (.500, 2 HR, 6 RBI, 6 R, 2B, 3B, .909 SLG)
April 16 <sup>th</sup>	James Paxton, SEA (2-0, 0.00 ERA, 15.0 IP, 17 SO, 3 BB, 6 H)	Marcell Ozuna, MIA (.435, 4 HR, 12 RBI, 1 2B, 4 R, 1.000 SLG)
April 23 <sup>rd</sup>	Steven Souza Jr., TB (.414, 2 2B, 1 3B, 2 HR, 9 RBI, 5 R, 22 TB)	Bryce Harper, WSH (.550, 3 HR, 7 RBI, 4 2B, 10 R, 1.200 SLG)
April 30 <sup>th</sup>	Miguel Sanó, MIN (.524, 3 HR, 11 RBI, 4 R, 1 2B, .545 OBP)	Ryan Zimmerman, WSH (.500, 5 HR, 13 RBI, 2 2B, 11 R)
May 7 <sup>th</sup>	Yonder Alonso, OAK (.409, 5 HR, 10 RBI, 5 R, 1 2B, 25 TB)	Cody Bellinger, LAD (.429, 3 HR, 12 RBI, 8 R, 1 2B, 1 3B)
May 14 <sup>th</sup>	Mookie Betts, BOS (.375, 8 R, 4 2B, 3 HR, 11 RBI, .917 SLG)	Alex Wood, LAD (2-0, 0.00 ERA, 11.0 IP, 21 SO, 2 BB)
May 21 <sup>st</sup>	J.D. Martinez, DET (.389, 7 R, 4 HR, 9 RBI, 10 BB, 1.056 SLG)	Jake Lamb, ARI (.412, 7 R, 4 HR, 10 RBI, 1.176 SLG, 20 TB)
May 28 <sup>th</sup>	José Abreu, CWS (.452, 14 H, 7 R, 3 2B, 2 HR, 5 RBI, 23 TB)	Charlie Blackmon, COL (.400, 3 HR, 12 RBI, 6 R, 1 2B, 1 3B)
June 4 <sup>th</sup>	George Springer, HOU (.500, 11 R, 5 HR, 9 RBI, 1.033 SLG)	Edinson Volquez, MIA (2-0, 0.60 ERA, 14 SO, 1 no-hitter)
June 11 <sup>th</sup>	Aaron Judge, NYY (.500/.600/1.000, 10 R, 3 2B, 3 HR, 6 RBI)	Scooter Gennett, CIN (Hit 17 <sup>th</sup> 4 HR game in MLB history)
June 18 <sup>th</sup>	José Ramírez, CLE (.516/.545/1.065, 9 R, 8 2B, 3 HR, 33 TB)	Jacob deGrom, NYM (2-0, 0.53 ERA, 17.0 IP, 12 SO, 1 CG)
June 25 <sup>th</sup>	Corey Kluber, CLE (1-0, 0.00 ERA, 16.0 IP, 24 SO, 2 BB)	Cody Bellinger, LAD (.370/.400/1.037, 7 R, 5 HR, 12 RBI)
July 2 <sup>nd</sup>	Mookie Betts, BOS (.483, 10 R, 2 2B, 3 HR, 11 RBI, 3 SB)	Joey Votto, CIN (.524/.630/1.095, 6 R, 3 2B, 3 HR, 6 RBI)
July 9 <sup>th</sup>	Jose Altuve, HOU (.625, 9 R, 2 2B, 2 HR, 10 RBI, .667 OBP)	Clayton Kershaw, LAD (2-0, 1.13 ERA, 24 SO, 2 BB, 16.0 IP)
July 16 <sup>th</sup>	J.D. Martinez, DET (.455, 2 HR, 7 RBI, 12 TB, 1.091 SLG)	Anthony Rendon, WSH (.636/.714/1.545, 4 R, 3 HR, 9 RBI)
July 23 <sup>rd</sup>	Jonathan Schoop, BAL (.433, 8 R, 2 2B, 3 HR, 16 RBI, 24 TB)	Nolan Arenado, COL (.458/.480/1.000, 9 R, 4 HR, 13 RBI)
July 30 <sup>th</sup>	Adrian Beltre, TEX (.478, 5 R, 4 XBH, Recorded 3,000 <sup>th</sup> hit) James Paxton, SEA (2-0, 0.00 ERA, 18 SO, 0 BB, 13.0 IP)	Manuel Margot, SD (.500, 6 R, 2 2B, 1 3B, 3 HR, 6 RBI, 1 SB)
August 6 <sup>th</sup>	Tim Beckham, BAL (.583/.600/1.167, 6 R, 6 RBI, 28 TB)	Willson Contreras, CHI (.455, 5 HR, 13 RBI, 26 TB, 1.182 SLG)

## BUDWEISER PRESENTS THE AL & NL PLAYERS OF THE MONTH

MONTH	AMERICAN LEAGUE	NATIONAL LEAGUE
April	Mike Trout, LAA (.364, 7 HR, 18 RBI, 9 2B, 2 3B, 18 R, 5 SB)	Ryan Zimmerman, WSH (.420, 11 HR, 29 RBI, 8 2B, 22 R)
May	Carlos Correa, HOU (.386, 24 R, 8 2B, 7 HR, 26 RBI)	Charlie Blackmon, COL (.359, 24 R, 6 2B, 5 3B, 6 HR, 29 RBI)
June	Aaron Judge, NYY (.324, 30 R, 5 2B, 10 HR, 25 RBI, 2 SB)	Andrew McCutchen, PIT (.411, 22 R, 5 2B, 6 HR, 23 RBI)
July	Jose Altuve, HOU (.485/.523/.727, 22 R, 48 H, 21 RBI)	Nolan Arenado, COL (.389, 18 R, 6 2B, 1 3B, 8 HR, 30 RBI)

## MAJOR LEAGUE BASEBALL'S PITCHERS OF THE MONTH

MONTH	AMERICAN LEAGUE	NATIONAL LEAGUE
April	Dallas Keuchel, HOU (5-0, 1.21 ERA, 44.2 IP, 36 SO)	Ivan Nova, PIT (3-2, 1.50 ERA, 36.0 IP, 22 SO, 1 BB, 1 SHO)
May	Lance McCullers Jr., HOU (4-0, 0.99 ERA, 37 SO, 36.1 IP)	Alex Wood, LAD (5-0, 1.27 ERA, 41 SO, 7 BB, 28.1 IP)
June	Corey Kluber, CLE (4-0, 1.26 ERA, 64 SO, 43.0 IP, 1 SHO)	Max Scherzer, WSH (3-2, 0.99 ERA, 51 SO, 6 BB, 36.1 IP)
July	James Paxton, SEA (6-0, 1.37 ERA, 46 SO, 6 BB, 39.1 IP)	Rich Hill, LAD (4-0, 1.45 ERA, 40 SO, 5 BB, 19 H, 31.0 IP)



## **MAJOR LEAGUE BASEBALL'S ROOKIES OF THE MONTH**

<b>MONTH</b>	<b>AMERICAN LEAGUE</b>	<b>NATIONAL LEAGUE</b>
April	Aaron Judge, NYY (.303, 10 HR, 20 RBI, 2 2B, 1 3B, 23 R)	Antonio Senzatela, COL (3-1, 2.81 ERA, 32.0 IP, 18 SO)
May	Aaron Judge, NYY (.347, 17 R, 5 2B, 7 HR, 17 RBI, 3 SB)	Cody Bellinger, LAD (22 R, 5 2B, 9 HR, 27 RBI, .556 SLG)
June	Aaron Judge, NYY (.324, 30 R, 5 2B, 10 HR, 25 RBI, 2 SB)	Cody Bellinger, LAD (22 R, 9 2B, 13 HR, 27 RBI, .743 SLG)
July	Yuli Gurriel, HOU (.304, 15 R, 9 2B, 5 HR, 20 RBI, 2 SB)	Paul DeJong, STL (.298, 14 R, 8 2B, 8 HR, 16 RBI, .638 SLG)

## **MAJOR LEAGUE BASEBALL'S RELIEVERS OF THE MONTH PRESENTED BY THE HARTFORD**

<b>MONTH</b>	<b>AMERICAN LEAGUE</b>	<b>NATIONAL LEAGUE</b>
April	Cody Allen, CLE (0-0, 6 SV, 0.90 ERA, 10.0 IP, 20 SO, 1 BB)	Greg Holland, COL (0-0, 11 SV, 1.50 ERA, 12.0 IP, 13 SO)
May	Craig Kimbrel, BOS (12.2 IP, 7 SV, 0.00 ERA, 25 SO, 1 BB)	Greg Holland, COL (9 G, 8 SV, 1.17 ERA, 15 SO, 1 BB)
June	Roberto Osuna, TOR (11.1 IP, 8 SV, 0.79 ERA, 19 SO, 1 BB)	Kenley Jansen, LAD (2-0, 0.00 ERA, 10 SV, 18 SO, 1 BB)
July	Edwin Díaz, SEA (13 G, 8 SV, 1.98 ERA, 21 SO, 13.2 IP)	Brad Hand, SD (11 G, 1-0, 4, SV, 0.00 ERA, 19 SO, 2 BB)