

2015  MEDIA GUIDE



# TABLE OF CONTENTS

All-Star Game		Three, Game	118	Statistics, Twins, 1961-13	257-88
Boxscores, '65, '85, '14	395-97	Two, Game	215	Target Field	
Players, Twins	398	Two, Inning	218	Acolades	387-88
American League Leaders, Twins	243	Logos	415	Concerts	389
Anniversary Teams		Interleague History, Twins	188	Information	382-83
25th Season	416	Major League Baseball Directory	172	Firsts	385
40th Season	416	Media Policies		Seating & Pricing	386
All-Metrodome Team	417	Regular Season	411	Statues	389
50 Greatest Twins	418	Spring Training	426	Target Field Station	391
Attendance Data		Metrodome	412	Timeline	384
Annual, Home/Road	193	Metropolitan Stadium	413	Transportation	390
Consecutive Streaks	193	Minor Leagues		Trades, Twins 1961-2014	233-37
Crowds of 50,000-plus	194	Affiliate History	315	Last Trade With, Twins	237
Hammond Stadium, All-Time	429	Affiliates and Statistics	314-326	Treasure Island Baseball Network	419
Home Highs	194	All-Stars, 2014	317	Uniforms	414-15
Home/Road by Team, 2014	156	Awards, Twins, 2014	328-29	Uniform Numbers, All-Time Twins	228-32
Opponents' Highs in Minnesota	253	Bios, Front Office	311	Year in Review, 2014	
Target Field Top Attendance Figures	194	Bios, Minor League Staff	313	Day-By-Day	159-61
Misc. Attendance Facts & Figures	193	Bios, Players	330-79	Designated Hitters, Twins	168
Awards		Organization Information	310	Final Stats	154-56
Twins Annual	238-40	Organization Leaders, 2014	319	At a Glance, Twins	169
Twins Individual and Organization	241-42	Recap, 2014	312	Highs & Lows	163
BBWAA, Twin Cities Chairmen and Chapter	424	Records, Annual	323	Pacesetters, Twins	169
Batting Data		Scouting & Minor League Directors	321	Transactions, Twins	164-66
Annual Team Figures	190	Schedules, 2014	327	Vs. Left-handers	157
Average, 300	204	Stadiums and Attendance	310	Vs. Right-handers	158
Career, Twins	210	Trainers	320		
Cycle Performances	70	Monthly Records, Twins	307		
Designated Hitters, Twins, History by Year	130	Opening Day			
First Major League Hit, Twins	81	Information	253		
4-Plus Hit Games, Twins	213	Lineups	254-56		
Hits, 200 in Season	198	Starters, Opening Day	256		
Hitless Streaks	209	Starts, Opening Day	256		
Hitting Streaks	212	Pinch-Hitting Data			
Pitchers	280	All-Time, Twins	168		
Rookies, Top Ten	205	Twins, 2014	168		
Top Ten, Season & Career	200-02	Yearly Leaders, Twins	190		
Yearly Leaders, Twins	212	Pitching Data			
Year Leaders, By Position	57	Annual Team Figures	191		
Bios		Career, Twins	211		
Baseball Communications, Twins	410	Final Stats, 2014	154		
Clubhouse Staff, Twins	25	Low-Hit Games	220		
Coaches, 2015 Twins	17-23	Position Players	196		
Front Office	2-11	Rookies, Top Ten	206		
Molitor, Paul	14-16	Scoreless Innings Streak, Twins Starters	197		
Players, 2015 Twins	27-152	Shutout Information	221-22		
Pohlad, Jim	5	Top Ten, Season & Career	202-04		
Ryan, Terry	7	20-Game Winners, Twins	219		
St. Peter, Dave	6	200 Innings Pitched, Twins	221		
Trainers, Twins	24	Yearly Leaders	219		
Broadcasters, Twins 2015	420-22	Postseason	289		
Year-by-Year	423	Boscones	290-307		
Radio Production Crew	419	Leaders, Batting/Pitching	308		
Television Production Crew	422	Public Relations Directory	425		
Coaches, 1961-15	288	Records			
Community, Twins	400-01	Franchise, 1901-2014	244-49		
Date, Record By, 1961-14	208	Twins Individual, Game	195		
Draft Picks, Twins First Round	331	Twins Individual, Season	198		
Draft, Twins 2014	332	Twins Team, Game	196-97		
Extra-Inning Games, 2014	157	Twins Team, Season	199		
Fielding Data		Retired Numbers, Twins	402-03		
Annual Team Figures	192	Radio Affiliates	419		
Final Stats, 2014	155	Roster			
Triple Plays	192	All-Time, Twins	223-27		
Front Office Directory	2-4	Built, 2015 Roster	120		
Hall of Fame		40-Man Spring, 2015	433-34		
National Baseball Info	432	Invites, 2015	434-35		
Twins	404-09	Rules			
Home & Road, Annual	209	Earned Runs	44		
Home Run Data		Player Limits	149		
By Position, 2014	162	Qualifying Numbers	102		
First Major League Home Run	68	Rookie Qualifications	146		
Grand Slams, Twins	216-17	Saves	50		
Grand Slam Records, Twins	217	Trading Regulations	169		
Home & Road, Annual	214	Schedule			
In First Major League Game, Twins	59	2014 Regular Season	Inside Back Cover		
Individual Breakdown, 2014	162	Target Field Workout	411		
Inning, 3-or-more	218	Scouting Staff	330		
Inside-the-Park	215	Spring Training Information	426-31		
Last By Twins Pitcher	258	Standings			
Leadoff Homers, Twins Career	214	Major League, 2014	167		
Longest, Twins	22	Yearly, Twins	252		

## AREAS OF INTEREST

20 HR/20 SB, Twins	47
30 2B/30 HR, Twins	60
AL Central History	29
Arizona Fall League, Twins	127
Baseball America Top 10 Prospects	40
Biggest Innings, Twins	94
Birthdates, Twins	125
Calculating Baseball Statistics	66
Clinching Dates, Twins	279
College Alumni, Twins	42
Come From Behind Wins, Twins	151
Entire Career With Twins	211
Foreign-Born, Twins Organization	330
Home Runs, Both Sides Of Plate	227
Homeland, Twins Best	206
Longest Games By Inning, Twins	116
Longest Game By Time, Twins	154
Losing Streaks, Twins	191
Magic Number	287
Managers, 1961-15, Twins	15
Milestone Wins, Twins	64
Minnesota Natives, Twins	144
Minnesota Ties, MLB Players	144
MLB Team Batting Ranks Since 1961	100
Miscellaneous Baseball Terminology	33
Most Games By Position, Twins	77
Most Years By Position, Twins	240
Opposition, Top Hitters/Pitchers	187
Ownership, Presidents and General Managers	7
Pitchers Debut, Twins	88
Professional Debut With Twins	325
Pronunciation Guide, Twins	111
RBI, 100-Plus Seasons	283
Record by Decade, Franchise	35
Roberto Clemente Award	114
Rookie of the Year, Twins	285
Rookies Used/Games, 2014	91
Runs, Most Scored in a Game, Twins	55
Steal of Home, Twins	288
Stolen Base Leaders, Twins Yearly Minor Leaguers	318
Ten-or-More Years with Twins	276
Top 10 Prospects by BA, MLB.com, BP	91
Twins on Twitter	148
Winning Streaks	286
Wins, Consecutive vs. Opponent	284

## MEDIA GUIDE SECTIONS:

Front Office Directory/Bios	2-11
Coaches and Staff	13-25
Player Bios	27-152
2014 Year in Review	153-169
Opponents	171-188
History and Records	189-249
Year to Year	251-288
Twins In Postseason	289-308
Minor Leagues and Scouting	309-379
Target Field	381-391
All-Star Game	393-398
Miscellaneous	399-435

The 2015 Minnesota Twins Media Guide was researched, written and edited by Dustin Morse, Mitch Hestad, Mike Kennedy, Andrew Heydt, Brace Hemmelgarn, Cori Frankenberger, Bailey Adams, Matt Grilli, Dukes Knutson and Erik Bremer and is based on information available through February 6, 2015. All statistics were provided by Major League Baseball and are considered unofficial. Images courtesy of Brace Hemmelgarn, Wayne Krydyba, Mike Janes, Bruce Kluckhohn, Steve Woltmann, Getty Images, MLB Photos, Mortenson Construction and Populous. The information contained is copyrighted and prepared for the use of members of the media. Those wishing to use any of the enclosed material for commercial purposes should contact the Minnesota Twins Baseball Communications department.



# MINNESOTA TWINS BASEBALL CLUB

## TARGET FIELD

1 Twins Way  
Minneapolis, MN 55403  
Telephone (612) 659-3400  
Ticket Information: (612) 33-TWINS or 1-800-33-TWINS  
@Twins • facebook.com/twins • www.twinsbaseball.com

### EXECUTIVE BOARD

Bill Pohlad  
Bob Pohlad

Jim Pohlad  
Dave St. Peter

### ADMINISTRATION

Chief Executive Officer .....	Jim Pohlad
President .....	Dave St. Peter
Executive Vice President, General Manager .....	Terry Ryan
Executive Vice President, Business Development .....	Laura Day
Executive Vice President, Business Administration/Chief Financial Officer .....	Kip Elliott
Senior Vice President, Operations .....	Matt Hoy
Vice President, Assistant General Manager .....	Rob Antony
Vice President, Technology .....	John Avenson
Vice President, Ticket Sales and Service .....	Mike Clough
Vice President, Human Resources/Diversity .....	Raenell Dorn
Vice President, Ticket Operations .....	Paul Froehle
Vice President, General Counsel .....	Mary Giesler
Vice President, Brand Marketing .....	Nancy O'Brien
Vice President, Player Personnel .....	Mike Radcliff
Assistant to the President and General Manager .....	Bill Smith
Senior Director, Ballpark Development and Planning .....	Dan Starkey
Executive Assistants .....	Danielle Berg, Joan Boeser, Lynette Gittins
Special Assistants .....	Bert Blyleven, Rod Carew, Kent Hrbek, Jack Morris, Tony Oliva

### BASEBALL OPERATIONS

Special Assistants to General Manager .....	Tom Kelly, Wayne Krivsky
Director, Minor League Operations .....	Brad Steil
Director, Scouting .....	Deron Johnson
Director, Team Travel .....	Mike Herman
Minor League Field Coordinator .....	Joel Lepel
Pro Scouting Coordinator .....	Vern Followell
Manager, Major League Administration and Baseball Research .....	Jack Goin
Senior Manager, Minor League Administration .....	Kate Townley
Senior Manager, Scouting and International Administration .....	Amanda Daley
Senior Manager, Florida Operations .....	Brian Maloney
Administrative Assistant to the General Manager .....	Lizz Downey
Administrative Assistant to Scouting .....	Brittany Minder
Assistant, Florida and International Relations .....	Rafael Yanez
Coordinator of Baseball Research .....	Andrew Ettel
Baseball Operations Assistant .....	Nick Beauchamp

### BASEBALL COMMUNICATIONS

Director, Baseball Communications and Player Relations .....	Dustin Morse
Senior Manager, Baseball Information .....	Mitch Hestad
Manager, Baseball Publications and Content .....	Mike Kennedy
Assistant, Baseball Communications .....	Cori Frankenberg
Team Photographer .....	Brace Hemmelgarn
Team Curator .....	Clyde Doepner

### COMMUNITY RELATIONS

Senior Director, Community Relations .....	Bryan Donaldson
Manager, Community Relations .....	Stephanie Johnson
Manager, Community Programs .....	Josh Ortiz
Coordinator, Community Relations .....	Gloria Westerdahl
Coordinator, Community Relations .....	Sondra Ciesielski



**CORPORATE COMMUNICATIONS AND BROADCASTING**

Senior Director, Corporate Communications and Broadcasting.....	Kevin Smith
Director, Corporate and Digital Communications .....	Chris Iles
Manager, Digital Communications .....	Keith Beise
Radio Network Executive Producer.....	Mark Genosky
Radio Network Play-by-Play.....	Cory Provus
Radio Network Play-by-Play/Analyst.....	Dan Gladden
Radio Network Studio Host/Play-by-Play .....	Kris Atteberry
Radio Network/Television Analyst .....	Jack Morris
Radio Engineer.....	Kyle Hammer
Television Play-by-Play.....	Dick Bremer
Television Analyst.....	Bert Blyleven
Spanish Radio Play-by-Play .....	Alfonso Fernandez

**CORPORATE PARTNERSHIPS**

Senior Director, Corporate Partnerships .....	Jeff Jurgella
Senior Account Executives.....	Doug Beck, Karen Cleary, Chad Jackson, Jordan Woodcroft
Manager, Client Services.....	Amelia Johnson
Research and Project Specialist.....	Kayleen Tecker
Coordinator, Client Services .....	Ann Drapcho, Brittany Kennedy, Joe Morin
Coordinator, Broadcast Traffic and Service .....	Amy Johnson

**MARKETING**

Director, Diversity Marketing .....	Miguel Ramos
Senior Manager, Marketing and Promotions .....	Julie Okland
Manager, Advertising .....	Will Delaney
Coordinator, Brand Marketing .....	Elma Avila
Senior Manager, Business Strategy and Analytics.....	Brandon Johnson
Manager, Marketing Communications.....	Beth Vail Palm
Analyst, Business Strategy and Analytics.....	David Kingery
Coordinator, Business Strategy and Analytics .....	Jeffrey Yang
Mascot Supervisor.....	Greg Wilfahrt

**TWINS PRODUCTIONS**

Senior Manager, Twins Productions .....	Sam Henschen
Manager, Creative Services .....	Matt Semke
Manager, Video.....	Jim Diehl
Engineer, Broadcast Coordinator.....	Tom Brower
Multimedia Specialist .....	Peter Nelson
Public Address Announcer.....	Adam Abrams

**TICKET SALES AND SERVICE**

Director, Suite and Premium Seat Sales and Service.....	Scott O'Connell
Director, Season Ticket Sales and Service .....	Eric Hudson
Director, Group Ticket Sales and Hospitality.....	Rob Malec
Manager, New Business Development and Service.....	Craig Gumz
Manager, Season Business Retention and Service .....	P.J. Williams
Manager, Group Ticket Sales and Service.....	Phil McMullen
Senior Account Executive Season Ticket Sales and Service .....	Andrea Kray
Senior Account Executive Group Ticket Sales and Service .....	Todd Krulwich
Season Ticket Sales and Service Executives .....	Katelyn Culverson, Alex Hover, Cory Johnson, Joe Long, Bryan Sowiewa, Dan Strong
Group Ticket Sales and Service Executives .....	Luis Breazeale, Nick Corcoran, Landon Oldenburger, Andrew Reichert, Steven Wert
Coordinator, Premium Sales and Service.....	Barbara Nordstrom
New Business Development Representatives .....	Col Erlandson, Adam Gustad, Jake Langer, Justin Long, Vanessa Medina, Nick Sarnicki, Leah Vierzba, Taylor Wanie
Ticket Sales Coordinators.....	Kaitlyn Auer, Jessica Glomstad, Anna Johnson, Brittany Kamrath

**TARGET FIELD EVENTS**

Director, Target Field Events and Tours .....	David Christie
Coordinators, Target Field Events.....	Abby Andvik, Jessica Dooley
Coordinator, Ballpark and Educational Tours .....	Rick Olson

**FINANCE & PROCUREMENT**

Senior Director, Finance.....	Andy Weinstein
Senior Manager, Ticket Accounting.....	Jerry McLaughlin
Senior Manager, Accounting.....	Lori Windschitl



## FINANCE & PROCUREMENT

Senior Manager, Financial Planning and Analysis.....	Mike Kramer
Accounts Payable.....	Amy Fong-Christianson
Accountant.....	Lyndsey Taylor
Senior Director, Procurement.....	Bud Hanley
Manager, Procurement.....	Mike Sather
Coordinator, Accounting.....	Ka Her

## TECHNOLOGY

Senior Director, Technology.....	Wade Navratil
Senior Manager, Technology Infrastructure.....	Tony Persio
Administrator, Infrastructure Systems.....	Brent Hildebrandt
Technology Operations Specialist.....	Ryan Schmit
Manager, Business Systems.....	Shelley Andrew
Programmer, Business Systems Analyst.....	Purvi Mehta
Baseball Systems Developer.....	Jeremy Raadt
Data Engineer.....	Jason Neubauer
Applications Programmer.....	Nomvelo Moyo

## HUMAN RESOURCES

Director, Payroll.....	Lori Beasley
Director, Benefits.....	Leticia Silva
Human Resources Generalist.....	Holly Corbin
Coordinator, Payroll and Benefits.....	Courtney Zakrzewski

## BALLPARK OPERATIONS

Senior Director, Ballpark Operations.....	Dave Horsman
Senior Director, Facilities.....	Gary Glawe
Director, Guest Services.....	Patrick Forsland
Head Groundskeeper.....	Larry DiVito
Manager, Field Maintenance.....	Jared Alley
Manager, Grounds.....	Al Kuehner
Grounds Crew Foreman.....	Ryan Rowland
Senior Manager, Ballpark Maintenance.....	Dana Minion
Maintenance Mechanics.....	Dan Deephouse, Matthew Fox, Aaron Goldenstein, Sean Grady, Ryan Rikkola
Maintenance Mechanic/Master Electrician.....	Rich Brown
Maintenance Mechanic/Painter.....	Matthew Saros
Senior Manager, Premium Services.....	Jeffrey Kroll
Manager, Guest Services.....	Katie Van Der Linden
Manager, Building Security.....	Jeff Reardon
Manager, Event Security.....	Dick Dugan
Coordinator, Office Services.....	Josh Fallin
Ballpark Operations Assistant.....	Chelsey Falzone
Coordinator, Retail Sales and Authentics.....	Venika Streeter
Receptionist.....	Tina Flowers

## TICKET OPERATIONS

Director, Box Office.....	Mike Stiles
Manager, Call Center.....	Mark Engstrom
Manager, Box Office.....	Ashley Geldert
Supervisor, Box Office.....	Randy Tran
Coordinator, Call Center Operations.....	Chris Frogge
Coordinator, Ticket Operations.....	Colleen Seeker
Coordinator, Ticket Operations/Special Events.....	Kelton Splett
Manager, Florida Business Operations.....	Mark Weber

## CLUBHOUSE

Field Manager.....	Paul Molitor
Equipment Manager.....	Rod McCormick
Assistant Manager, Home Clubhouse.....	Tim Burke
Visiting Clubhouse Manager.....	Jason Lizakowski
Director, Major League Video.....	Sean Harlin

## MEDICAL STAFF

Director, Medical Services.....	Dr. John A. Steubs
Orthopedic Physicians.....	Dr. Diane Dahm, Dr. Pearce McCarty
Internal Medicine Physicians.....	Dr. Vijay Eyunni, Dr. Tom Jetzer, Dr. Amy Beacom
Employee Assistance Program Physician.....	Dr. Jon Hallberg
Peak Performance Director.....	Dr. Rick Aberman
Head Athletic Trainer.....	Dave Pruemer
Assistant Athletic Trainer.....	Tony Leo
Assistant Athletic Trainer and Rehab Coordinator.....	Lanning Tucker
Strength and Conditioning Coordinator.....	Perry Castellano





## JIM POHLAD

### CHIEF EXECUTIVE OFFICER

In 2015, Chief Executive Officer Jim Pohlad begins his 32nd season with the Minnesota Twins. Jim provides leadership to the Minnesota Twins front office on behalf of the Pohlad family in several capacities, including decisions related to baseball and business, as well as long-term strategic planning. The Pohlad family has owned the Minnesota Twins since 1984.

In addition to his position with the Minnesota Twins, Jim currently holds various leadership roles throughout the Pohlad Companies, including Twins Sports Inc., Northern Lights Broadcasting, United Properties and the Pohlad Family Investment Group. He also serves on several committees for Major League Baseball.

Jim's civic engagements include work on behalf of organizations and programs that support the well-being and interests of children and families in the Twin Cities and surrounding communities. He currently serves on the board of the Pohlad Family Foundation. In past years, he has supported and provided leadership to the Greater Twin Cities United Way, Minneapolis Institute of Arts, the Greater Minneapolis Chamber of Commerce, The Minneapolis Foundation and Park Nicollet Health Services and Melrose Institute.

Jim resides with his family in Minneapolis. He holds a degree in Business Administration from the University of Southern California and is a certified public accountant.



#### PASSION

From our team to our front office to everyone in our organization, we are an accountable, hardworking group that is dedicated to success, attention to detail and getting better every day. We take great pride in being part of the Twins family and all that it represents.

#### HUSTLE

Every day, on and off the field, we bring it — effort, pure and simple. It's the Twins trademark. It's part of our character. We thrive on respect for the game and each other while focusing on an organization-wide commitment to innovation, collaboration and responsiveness to our partners and the millions of fans who come through our turnstiles every season.

#### HEART

We are loyal, invested in our community and NEVER give up. That's why we play all nine innings and are committed to going above and beyond to be responsible, philanthropic and steadfast in our efforts to enhance the lives of everybody in Twins Territory.

#### FUN

We love the game, we love our fans, we love our ballpark and we love to entertain. From families to corporations and everyone in between, we strive to offer world-class service, unmatched amenities, and fun and excitement for everyone.

## TWINS TRADITION AWARD

Given annually to a Twins employee who best exemplifies the four pillars of the Twins Tradition.

2012 — Jim Rantz, Senior Director of Minor League Operations

2013 — Lori Beasley, Payroll Director

2014 — Patrick Forsland, Director of Guest Services





## DAVE ST. PETER

PRESIDENT

Dave St. Peter was named the fourth president in Minnesota Twins history on November 26, 2002. He oversees the team's day-to-day operations, strategic planning and interaction with Major League Baseball.

St. Peter played a central role in the approval, design, construction and opening of Target Field, which was named 2011 Sports Facility of the Year by the Sports Business Journal/Sports Business Daily. He also recently oversaw the Twins effort to secure the 2014 Major League Baseball All-Star Game; the approval and implementation of the \$48.5 Million expansion and renovation of the CenturyLink Sports Complex in Fort Myers, FL; as well as the team's partnership with Hennepin County on the design and programming of

Minnesota's newest intermodal transit hub - Target Field Station.

At age 48, St. Peter begins his 26th year with the Twins. He joined the organization as an intern in 1990 and over his first decade with the franchise held a variety of positions including Pro Shop Manager, Communications Manager, Vice President of Corporate Communications and Senior Vice President of Business Affairs. As the club president, the Twins established a new single season franchise attendance record in 2010 by attracting more than 3.2 million fans to Target Field while the team was recognized by ESPN as having the best stadium experience in all of professional sports. St. Peter's leadership has been integral in the team's growing corporate partnership base; development of the "Magic Moments" customer service initiative; the "Go Twins, Go Green" environmental stewardship platform; the expanded Twins Radio Network; aggressive community outreach; and enhanced alumni involvement -- including creation of the Twins Hall of Fame.


St. Peter has been part of a leadership team helping the franchise win six American League Central Division championships (2002-04, 06 and 09-10). During St. Peter's leadership tenure, the Twins have twice been named "Organization of the Year" by Baseball America (2002 and 04). In 2006, the entire Twins organization was recognized as the Minneapolis Star Tribune's "Sports Person of the Year." The franchise received the Atlanta Sports Council's Horizon Award (2002) as the Professional Sports Organization of the Year while the Twins Community Fund was a 2000 recipient of the Greater Minneapolis Chamber of Commerce's Quality of Life Award and a 2006 recipient of a Project Evergreen Award. The State of Minnesota named the Twins organization a Yellow Ribbon Company in 2014. Four of the past five years (2010, 2012-2014) the Twins have been honored by the Star Tribune as one of the "Top 100" workplaces in Minnesota. In 2011, the Twins were the recipient of the Minneapolis Park and Recreation Board's "Living the Dream" Award. St. Peter has also been named to the Street and Smith's Sports Business Journal and Minneapolis-St. Paul Business Journal's "Forty under 40" lists.

In the community, St. Peter serves on the boards of the Minnesota Twins Community Fund, Ronald McDonald House Charities of the Upper Midwest, the YMCA of the Twin Cities and the Minnesota Chapter of Positive Coaching Alliance.

St. Peter was born in Bismarck, ND, and graduated from the University of North Dakota in 1989. Dave, son Jack and twin sons Eric and Ben, make their home in Chanhassen, MN.







## TERRY RYAN

EXECUTIVE VICE PRESIDENT, GENERAL MANAGER

Terry Ryan was named Executive Vice President/General Manager on November 7, 2011, after spending the previous four seasons as a Special Assistant to General Manager Bill Smith (2008-11). He was originally named as the fourth General Manager in Minnesota Twins history on September 13, 1994, holding that position until stepping down following the 2007 season. Ryan is responsible for the team the Twins put on the field and oversees the coaching staff and entire baseball department, including team travel and baseball communications.

Ryan began his professional career with the Twins in 1972 after being drafted in the 35th round out of Parker High School in Janesville, WI. He pitched in the Twins minor league system for four seasons, posting a 14-3 record, including 10-0 in 1973, before an arm injury cut his career short. In 1975, he enrolled at the University of Wisconsin-Madison and graduated with a degree in Physical Education in 1979.

Ryan returned to baseball in 1980 as Midwest Scouting Supervisor for the New York Mets, a position he held for six years before being named Scouting Director for the Twins in January 1986. He was recognized by Topps in 1998 with the Advancement Through the Game Award. Prior to his first tenure as General Manager, Ryan served as the Vice President of Player Personnel, a position he assumed at the end of the 1991 season. In that role, Ryan was responsible for scouting and evaluating all talent at the major league level and assisting in personnel decisions. Ryan was also responsible for signing all major league players with less than three years of major league service.

In addition to his duties with the Twins, Ryan was appointed to the Commissioner's Special Committee for On-Field Matters in December of 2009, as well as being a member of the Major League Baseball Playing Rules Committee since 2005. He has also served on the Arizona Fall League (AFL) Steering Committee since 2005, a position he also held in 1997-98. In 2009, Ryan was the recipient of the AFL's Roland Hemond Award, which is presented annually to a baseball executive in recognition of at least 15 years of outstanding service to the AFL and professional baseball in a key leadership capacity. In 2013, he was awarded the George Genovese Lifetime Achievement Award in Scouting from the Professional Baseball Scouts Foundation, as well as the Roland Hemond Award, voted upon by SABR, recognizing a baseball executive that demonstrates a lifetime commitment to professional baseball scouts and scouting, and player development history.

Through the efforts of Ryan and his staff, the Twins have won the American League Central Division title in four of his last nine years as the general manager (2002-04 and 06). He has twice been named Sporting News Executive of the Year (2002 and 06), and was also named *Baseball America's* Major League Executive of the Year in 2004. The Negro Leagues Baseball Museum honored Ryan with the Andrew "Rube" Foster Legacy Award as American League Executive of the Year in 2004, and again in 2006. In 2002, the Twins were named Organization of the Year by *Baseball America* (also in 2004), USA Today and Sportsticker.

Terry and his wife Karilyn have two children, Tim (daughter-in-law Tara) and Kathleen, and reside in Eagan, MN.



### TWINS OWNERSHIP, PRESIDENTS & GENERAL MANAGERS

#### OWNERSHIP

Carl R. Pohlad Family, 1984-present  
Calvin R. Griffith Family, 1961-84

#### PRESIDENTS

Dave St. Peter, 2002-present  
Jerry Bell, 1987-2002  
Howard Fox, 1984-87  
Calvin Griffith, 1961-84

#### GENERAL MANAGERS

Terry Ryan, 1994-2007, 2011-present  
Bill Smith, 2007-11  
Andy MacPhail, 1986-94  
Howard Fox, 1985-86  
Calvin Griffith, 1961-84





## MIKE RADCLIFF

VICE PRESIDENT, PLAYER PERSONNEL

Mike Radcliff, a member of the Twins organization since 1987, was named Vice President, Player Personnel in September of 2007. He was named 2011 Scout of the Year in the Midwest by his peers in Major League Baseball and inducted into the Professional Scouts Hall of Fame in July of 2014. Radcliff leads the club's overall player evaluation process at both the major and minor league levels, assists Terry Ryan and Rob Antony in negotiating player contracts and oversees the club's professional and amateur scouting staff, including the scouting of international players.

Radcliff, who was named the Director of Scouting in 1993, was the longest tenured scouting director in Major League Baseball. As Scouting Director, Radcliff managed 27 full-time and 34 part-time scouts and coordinated the annual amateur draft as well as

the international scouting staff.

Radcliff is a 1979 graduate of the University of Missouri and began his scouting career as an area scout with the Major League Scouting Bureau in 1983. He was hired as an area scout by the Twins in 1987 and promoted to Midwest Supervisor in 1988.

Mike and his wife, Sherry, have two grown children and reside in Overland Park, KS.



## ROB ANTONY

VICE PRESIDENT, ASSISTANT GENERAL MANAGER

Rob Antony begins his 28th season in the Twins organization and his eighth as Assistant General Manager, after being named to that role on September 13, 2007. He was promoted to Vice President in mid-December, 2013. He is responsible for major league contracts, including arbitration and evaluating major and minor league players.

Prior to his current position, he was Director of Baseball Operations for 12 seasons and was responsible for various duties in the minor league and scouting departments, including the spring training operation and free agent draft preparations. He was also responsible for establishing and overseeing the budget for the minor league, major league and scouting departments. He worked closely with the scouting department and scouted players eligible for the free agent draft, as well as amateurs in Australia and Latin America.

Antony was hired as Assistant Director of Media Relations in 1988 after graduating from the University of Minnesota. In June, 1991, he was promoted to Director of Media Relations and held that post until December, 1995, when he was promoted to Director of Baseball Operations.

Rob and his wife, Lynn, have two children, Tyler and Emily, and reside in Plymouth, MN.



## WAYNE KRIVSKY

SPECIAL ASSISTANT TO THE GENERAL MANAGER

Wayne Krivsky begins his 15th overall season in the Twins organization. He returned to the Twins prior to the 2012 season after spending two years as a Special Assistant to the General Manager for the New York Mets, a role which he also held from June-October, 2008. He was originally a member of the Twins front office for 11 years, including four years as Special Assistant to General Manager Terry Ryan (1995-98), and seven years as the Assistant General Manager (1999-2005).

Krivsky has 38 years of experience working with Major League clubs. He was the General Manager of the Cincinnati Reds from February 2006 through April 2008. In 2009, he was a Special Assistant to the President of Baseball Operations in Baltimore, which included major and minor league scouting, along with negotiating player contracts.

Krivsky began his baseball career in the Texas Rangers ticket office in 1977 before joining the baseball operations department as Assistant Director of Player Development and Scouting in 1979. He was named the Assistant General Manager in 1980 and held that position until joining the Twins in December of 1994.

Krivsky is a graduate of Duke University, where he earned a Management Science degree, while playing three years on the baseball team. He resides in Erlanger, KY, with his wife Linda.





## LAURA DAY

### EXECUTIVE VICE PRESIDENT, BUSINESS DEVELOPMENT

Laura Day is in her 19th season with the Twins. She oversees the Twins revenue generating efforts including ticket sales and service, premium seating, corporate partnerships and Target Field facility event sales. She is also responsible for the club's marketing, game presentation, special events and emerging markets effort. She plays a key role in shaping the team's strategic business plan, and has oversight of the Twins customer retention and loyalty programs.

Day got her start in sports working for the Twins from 1991-99 and 2003-04 where she held a variety of posts including Vice President of Sales and Marketing and Director of Corporate Marketing. She also served as Vice President of Sales for Victory Sports One (the Twins former Regional Sports Network). She rejoined the Twins in August, 2006, as SVP, Business Development, and played a central role in the planning, development, sales and marketing of Target Field's launch in 2010. That year, the Twins established a franchise attendance record by attracting more than 3.2 million fans and the club was recognized by ESPN as having the best stadium experience in all of professional sports. She was named EVP, Business Development for the Twins in January, 2012.

Prior to rejoining the Twins, Day was one of the first Minnesota Wild employees, helping launch the Xcel Energy Center as Vice President of Corporate Partnerships from 1999-2002. During her tenure with the Wild, she led the sales strategy and development teams, launched the Twin Cities first premium seating program and spearheaded the acquisition of naming rights and building founding partners.

In 2007, Day was named to the Minneapolis-St. Paul Business Journal's "Women to Watch" list. In the community, she currently serves on the Minnesota State University/Sports Management Program Advisory Board, the Board of Directors for Greater Twin Cities United Way, and is an Executive Committee member and Board member of the Minneapolis Downtown Council. She is also a member of the Minnesota Women's Economic Roundtable. She previously served as a Board member for Cornerstone and was an active member of the Executive Leadership Team for the Start! Heart Walk benefiting the American Heart Association.

The Stillwater, MN native attended Lakewood Community College and resides in Hudson, WI, with her husband Mike.



## KIPELLIOTT

### EXECUTIVE VICE PRESIDENT, BUSINESS ADMINISTRATION / CHIEF FINANCIAL OFFICER

Kip Elliott, who is in his 24th year with the Twins in 2014, was named Executive Vice President on January 18, 2012, after serving as Chief Financial Officer since January of 1999.

Elliott joined the Twins in May of 1992 as Accounting Manager and held the position of Controller from 1995-98. He was named Senior Vice President on August 28, 2006. He was employed by the public accounting firm of Coopers and Lybrand from 1989-92.

Elliott, who was named the "CFO of the Year" by the Minneapolis/St. Paul Business Journal in 2010, is responsible for overseeing the accounting, human resources, procurement, technology, ticket operations and ballpark operations departments, including management of the annual financial reporting for the organization and the financial relationship with Major League Baseball. As part of the senior management team, he also plays a key role in the structuring and implementation of the club's strategic plan, as well as the ongoing facility planning for Target Field.

Elliott serves on the University of Northern Iowa Accounting Advisory Council and the Board of Directors for the Minneapolis Regional Chamber of Commerce, as well as the Finance Committee of the Hudson Hockey Association.

Elliott, a certified public accountant, was raised in rural Fredericksburg, IA, and graduated summa cum laude from the University of Northern Iowa in 1989. Kip, wife, Jodi, and children, Carter, Maxwell and Maree, make their home in Hudson, WI.



## MATTHOY

### SENIOR VICE PRESIDENT, OPERATIONS

Matt Hoy, who is in his 30th year with the Twins in 2015, was named Senior Vice President of Operations on January 18, 2012.

Hoy joined the Twins in January, 1986 as a member of the sales staff and has held positions as Director of Novelty Operations and Director of Sales. He was the Director of Operations before his promotion to Vice President in April of 1992.

His responsibilities include overseeing ballpark operations, guest and premium services, security, office services, grounds, maintenance, concessions and merchandise sales, including the Twins Pro Shops. He is the Twins liaison to the Minnesota Ballpark Authority and serves as the Co-Chair of the JDRF Walk to Cure Diabetes, which is held in February at the Mall of America and is one of the largest fundraising events in the Twin Cities area. He

also serves on the Board of Directors for the Warehouse District Business Association and the Board of Meet Minneapolis.

Hoy was born in St. Paul and attended Blake School in Hopkins, MN. He and his sons, Matt and Dan, make their home in Mound, MN.





## JOHN AVENSON

### VICE PRESIDENT, TECHNOLOGY

John Avenson, who is in his 22nd season with the Twins, was named Vice President of Technology on December 22, 2006. Prior to being named to his current position, Avenson served as Director of Baseball IS/Network.

Avenson oversees and manages the purpose of technology for all disciplines of the organization. Maintaining a close relationship with the Baseball Department, he wrote the application the team uses for Scouting and Player Development. Avenson also wrote the fan-based "Twingo" application that has been widely adopted by many other major and minor league teams. He continues to play an integral part in the planning and implementation of innovative technology at Target Field and Century Link Sports Complex. He was named 2013 Chief Information Officer (CIO) of the Year by the Minneapolis-St. Paul Business Journal.

Prior to joining the Twins, Avenson served with the United States Marine Corps where he maintained aircraft information for RF-4B and F/A-18 squadrons.

A graduate of the University of Minnesota with a degree in Computer Science, Avenson and his wife Katie, reside in Minnetonka, MN, along with their children Perry, Simon, Lucy and Sidney.



## MIKE CLOUGH

### VICE PRESIDENT, TICKET SALES & SERVICE

Mike Clough joined the Twins organization in 2009 serving as Senior Director, Ticket Sales & Service until 2012. He was promoted to Vice President, Ticket Sales & Service on December 18, 2013.

In his current role, Clough is responsible for the team's ticket sales and service efforts, which includes management of the Twins season, premium, group and single-game ticket holder relationships. Clough played a critical role in developing and launching the Twins season ticket holder Sweet Spot benefit program. Prior to joining the Twins, Clough served in a leadership role with the NHL's Tampa Bay Lightning from 2003-09, and a five-year sales-focused stint with the New York Islanders from 1998-2003. He is on the Board of Directors for the Minneapolis First Tee Foundation.

A native of Long Island, NY, Clough graduated with a degree in sports management from Robert Morris University where he was also a member of the men's soccer team.

Mike and his family reside in Maple Grove, MN.



## RAENELL DORN

### VICE PRESIDENT, HUMAN RESOURCES/DIVERSITY

Raenell Dorn begins her 42nd season with the Twins in 2015, her 16th since being promoted to Vice President of Human Resources and Diversity in January 1999, oversees all aspects of Twins human resources, including risk management, workers compensation, employee assistance programs, benefits administration and payroll. In addition she heads the diversity efforts within the organization including the joint Minnesota Twins/Major League Program which was established to ensure that opportunities for diverse candidates and is a member of the Major League Baseball Diverse Partner's Task Force. She also serves on the Major League Baseball Executive Development selection committee and the Major League Baseball's Quality Control Council and the YWCA marketing committee.

She established a Sports Career Fair held toward the end of the season which offers participants access to many sports teams and sports divisions of our media partners. Dorn is the liaison to the Twins Wives Organization and leads the group's efforts in both fundraising and in-kind giving.

Dorn was named Industry Leader and received the Women in Business award in 2008 by the Minneapolis/St. Paul Business Journal.

She was born in New Prague, Minnesota and graduated from Metropolitan State University with a degree in Business Administration. She resides in Eden Prairie, MN with her husband Harvey. They have two grown children, Bryan and Christopher (daughter-in-law Laurel and grandson Brandon).





## PAUL FROEHLE

### VICE PRESIDENT, TICKET OPERATIONS

Paul Froehle, who is in his 30th season with the Twins, was promoted to Vice President of Ticket Operations on December 18, 2013. Froehle joined the Twins in November of 1985 as Ticket Manager for the club. He was promoted to Director of Ticket Operations in 1999. Prior to being named to his current position, he served as Senior Director of Ticket Operations since 2010.

He oversees all ticket related events hosted at Target Field and Hammond Stadium during Spring Training. His responsibilities include distribution, processing, design layout and reporting of all tickets associated with Twins Baseball and Target Field. He has been an active member of INTIX – International Ticketing Association, a nonprofit membership organization committed to leading the forum for the entertainment ticketing industry.

He is also a local member of TSG Ticket Services Group Upper Midwest, which promotes the common interests of ticket service professionals through the sharing of ideas, information, knowledge and experiences. Prior to joining the Twins, he was the Assistant Ticket Manager with the Minnesota North Stars. In 2003, Froehle was voted Ticketing Professional of the Year by the INTIX Association.

The Hibbing, MN, native graduated from Fridley High School and attended North Hennepin Community College and graduated from Metropolitan State University. Froehle resides in Minneapolis, MN.



## MARY GIESLER

### VICE PRESIDENT, GENERAL COUNSEL

Mary Giesler joined the Minnesota Twins as Vice President, General Counsel on March 24, 2014. As in-house counsel for the ballclub, Giesler provides legal oversight on all business-related matters, serves as the team's liaison with Major League Baseball's legal department and manages outside counsel relationships.

Giesler has spent the past 17 years—the last fifteen as a partner—with the Minneapolis-based firm of Kaplan, Strangis and Kaplan where she served a variety of clients in the areas of public-private partnerships, corporate governance, mergers and acquisitions as well as securities law compliance. Through her work at Kaplan, Strangis and Kaplan, Giesler played a key role in the negotiation and preparation of many agreements that were integral to the approval, design, construction and opening of Target Field. Prior

to joining Kaplan, Strangis and Kaplan, Giesler spent eight years at the Minneapolis firm of Lindquist & Vennum. In 2014, she was named Attorney of the Year by Minnesota Lawyer.

Giesler received her law degree from William Mitchell College of Law in St. Paul, MN and her BA from Gustavus Adolphus in St. Peter, MN.

A native of Aitkin, MN, she and her fiancé Loren make their home in Woodbury, MN.



## NANCY O'BRIEN

### VICE PRESIDENT, BRAND MARKETING

Nancy O'Brien, who is in her 15th season with the Twins, was named Vice President, Brand Marketing on December 18, 2013. Prior to being named to her current position, O'Brien served as Senior Director, Brand Marketing for the organization. She held a similar position with the Oakland Athletics as their Director of Advertising and Premium Seating until she returned home to the Twins Cities and was hired by the Twins.

O'Brien leads the club's branding process from strategy development to creative direction and execution through overseeing the club's promotions, special events, analytics, marketing communications and diversity marketing initiatives. During her tenure, she helped launch the popular "Get to Know 'Em" and "Twins Territory" marketing campaigns, which have been recognized with many creative honors. She currently serves on the board

for the Special Olympics of Minnesota.

Nancy received her Bachelor's degree in Economics from St. Olaf College and her MBA in marketing from the University of Minnesota, Carlson School of Business.

O'Brien along with husband, John, and children, Danny, Shea and Joey, reside in Plymouth, MN.



**Your home for Twins Baseball**



**Go Music.  
Go Twins.**





**COACHES AND STAFF**





# PAUL MOLITOR

**Named manager** November 4, 2014

**BATS/THROWS:** R/R

**BORN:** 8/22/56 in St. Paul, MN

**OPENING DAY AGE:** 58

**RESIDES:** Edina, MN

**CONTRACT STATUS:** Signed to three-year contract thru 2017

**MANAGER 4**

**PERSONAL:** Paul Leo Molitor...nickname "Mollie"...wife Destini...daughters Blaire and Julia and sons Joshua and Ben...1974 graduate of Creton High School in St. Paul, where he played soccer and was All-State in baseball and basketball...one of 10 players from Creton High School to be drafted by MLB team, a list that includes Joe Mauer (1st round by Minnesota in 2001) and Chris Weinke (22nd round by Toronto in 1990)...played in the International Games in Montreal in summer of 1975...attended University of Minnesota 1975-77...participates annually in Twins winter Caravan.

**PLAYING CAREER HIGHLIGHTS:** Inducted in the National Baseball Hall of Fame in 2004 (first ballot)...is one of only six players in MLB history (Ty Cobb, Honus Wagner, Eddie Collins, Lou Brock and Rickey Henderson) to amass at least 3,000 hits and 500 stolen bases in a career...one of four players in MLB history (Cobb, Collins and Wagner) to amass at least 3,000 hits, 500 stolen bases and a .300 average-or-higher...ranks ninth on baseball's all-time list in hits (3,319), 11th in doubles (605), 13th in at-bats (10,835), 19th in runs (1,782), 31st in games (2,683) and 37th in stolen bases (504).

**COACHING CAREER:** 2015 marks his 15th minor league and major league professional coaching season:

- Named Twins coach October 22, 2013 under Ron Gardenhire, overseeing baserunning, bunting, infield instruction and positioning, plus assisting with in-game strategy.
- Served as Minnesota's minor league baserunning/infield coordinator for second time in career from 2005-13.
- Served as Seattle Mariners hitting coach in 2004.
- Served as Minnesota's minor league baserunning/infield coordinator, roving through all levels of Twins minor league system in 2003.
- Served as part-time Twins scout and special assistant in 2002.
- Served as Twins bench coach under Tom Kelly from 2000-01.

**PLAYING CAREER:** Played 21 major league seasons with Milwaukee (1978-92), Toronto (1993-95) and Minnesota (1996-98)...played mostly second base and third base for Milwaukee, mostly designated hitter for Toronto and first base/designated hitter for Minnesota...was nicknamed "The Ignitor"

- Began career with Milwaukee in 1978 after spending one season in minor leagues with Single-A Burlington.
- Began rookie season as shortstop, but moved to second base upon Robin Yount's return from injury.
- Made major league debut April 7 vs. Baltimore and singled off Mike Flanagan for first major league hit...finished second in the AL Rookie of the Year voting, behind Detroit's Lou Whitaker...named AL Rookie of the Year by *The Sporting News* and *Baseball Digest* in 1978.
- Made transition from second base to center field in 1981.
- Made transition to third base in 1982.
- Finished 12th in AL MVP voting in 1982, hitting .302 (201-for-666), leading the AL in runs scored (136) and at-bats.
- Played in first career World Series, setting a World Series record for hits (5) in a single World Series game (Game 1 October 12, 1982 at St. Louis).
- Set career-high with 39-game hitting streak July 16-August 25, 1987...the streak was stopped by John Farrell August 26; fifth longest streak in modern major league history.
- Finished fifth in AL MVP voting in 1987, hitting a career-high .353 (164-for-465), leading the AL in doubles (41) and runs scored (114).
- Led the AL in 1991 in hits (216), triples (13) and runs scored (133).
- Finished second in AL MVP voting in 1993, hitting .332 (211-for-636), leading the AL in hits.
- Received AL Outstanding Designated Hitter Award and Bart Giamatti Award in 1993 after hitting career-high 22 home runs.
- Member of 1993 World Series Champion Toronto Blue Jays, earning World Series MVP honors with homers in Games 3 and 6 against Philadelphia.
- Signed with Twins December 5, 1995 and made Twins debut April 1, 1996 vs. Detroit, becoming 22nd native Minnesotan to play for the Twins.
- Posted second highest average of career in 1996 at .341 (225-for-660), leading the AL in hits.
- Recorded 3,000th career hit, tripling off Jose Rosada in the fifth inning September 16, 1996 at Kansas City (21st player at the time, first on a triple).



- Recorded 500th stolen base August 8, 1998 vs. Baltimore.
- Won Branch Rickey Award and Players Choice Man of the Year Award in 1998.
- Seven-time American League All-Star in 1980, '85, '88, '91, '92, '93 and '94.
- Four-time Louisville Silver Slugger Award winner in 1987, '88, '93 and '96.

**COLLEGIATE CAREER:** Attended University of Minnesota 1975-77, playing shortstop exclusively, where he was All-Conference in his final two seasons, 1976 and '77...hit .376 (70-for-186) with seven doubles, three triples, 10 home runs, 40 RBI and 47 runs scored in 49 games as a sophomore in 1976, and .325 (54-for-166) with nine doubles, two triples, six home runs, 37 RBI, 35 runs scored and 20 stolen bases in 50 games as a junior in 1977...hit .350 (159-for-454) with 19 doubles, 11 triples, 18 home runs, 99 RBI, 112 runs scored, 52 stolen bases (53 chances), 44 walks and just 32 strikeouts in 130 career games at the U of M...ranks fourth on the Golden Gophers all-time list in career triples and eighth in stolen bases...is one of 197 Gophers to be drafted by MLB team and one of 41 to be drafted by the Twins.

**PROFESSIONAL:** Milwaukee's first round pick (3rd overall) in the 1977 First-Year Player Draft; signed by scout Dee Fondy...originally drafted by St. Louis in the 28th round of the 1974 First-Year Player Draft, but did not sign.

### MOLITOR'S PLAYING RECORD

YEAR	CLUB	AVG	G	AB	R	H	2B	3B	HR	RBI	SH	SF	HB	BB	SO	SB	CS	E	OBP
1977	Burlington	.346	64	228	52	79	12	0	8	50	4	4	3	47	25	14	2	28	.457
1978	MILWAUKEE	.273	125	521	73	142	26	4	6	45	7	5	4	19	54	30	12	22	.301
1979	MILWAUKEE	.322	140	584	88	188	27	16	9	62	6	5	2	48	48	33	13	16	.372
1980	MILWAUKEE	.304	111	450	81	137	29	2	9	37	6	5	3	48	48	34	7	20	.372
1981	MILWAUKEE	.267	64	251	45	67	11	0	2	19	5	0	3	25	29	10	6	3	.341
1982	MILWAUKEE	.302	160	666	136	201	26	8	19	71	10	5	1	69	93	41	9	32	.366
1983	MILWAUKEE	.270	152	608	95	164	28	6	15	47	7	6	2	59	74	41	8	16	.333
1984	MILWAUKEE	.217	13	46	3	10	1	0	0	6	0	1	0	2	8	1	0	2	.245
1985	MILWAUKEE	.297	140	576	93	171	28	3	10	48	7	4	1	54	80	21	7	19	.356
1986	MILWAUKEE	.281	105	437	62	123	24	6	9	55	2	3	0	40	81	20	5	15	.340
1987	MILWAUKEE	.353	118	465	114	164	41	5	16	75	5	1	2	69	67	45	10	5	.438
1988	MILWAUKEE	.312	154	609	115	190	34	6	13	60	5	3	2	71	54	41	10	17	.384
1989	MILWAUKEE	.315	155	615	84	194	35	4	11	56	4	9	4	64	67	27	11	18	.379
1990	MILWAUKEE	.285	103	418	64	119	27	6	12	45	0	2	1	37	51	18	3	10	.343
	Beloit	.500	1	4	1	2	0	0	1	1	0	0	0	0	0	0	0	0	.500
1991	MILWAUKEE	.325	158	665	133	216	32	13	17	75	0	1	6	77	62	19	8	6	.399
1992	MILWAUKEE	.320	158	609	89	195	36	7	12	89	4	11	3	73	66	31	6	2	.389
1993	TORONTO	.332	160	636	121	211	37	5	22	111	1	8	3	77	71	22	4	3	.402
1994	TORONTO	.341	115	454	86	155	30	4	14	75	0	5	1	55	48	20	0	0	.410
1995	TORONTO	.270	130	525	63	142	31	2	15	60	3	4	5	61	57	12	0	0	.350
1996	MINNESOTA	.341	161	660	99	225	41	8	9	113	0	9	3	56	72	18	6	1	.390
1997	MINNESOTA	.305	135	538	63	164	32	4	10	89	2	12	0	45	73	11	4	1	.351
1998	MINNESOTA	.281	126	502	75	141	29	5	4	69	1	10	1	45	41	9	2	0	.335
	Salt Lake	.500	2	10	0	5	1	0	0	0	0	0	0	0	0	0	0	0	.500
Minor League Totals		.355	67	242	53	86	13	0	9	51	4	4	3	47	25	14	2	28	.459
Major League Totals		.306	2683	10835	1782	3319	605	114	234	1307	75	109	47	1094	1244	504	131	208	.369

### MOLITOR'S DIVISION SERIES RECORD

YEAR	OPPONENT	AVG	G	AB	R	H	2B	3B	HR	RBI	SH	SF	HB	BB	SO	SB	CS	E	OBP
1981	New York-AL	.250	5	20	2	5	0	0	1	1	1	0	0	2	5	0	0	0	.318

### MOLITOR'S LEAGUE CHAMPIONSHIP SERIES RECORD

YEAR	OPPONENT	AVG	G	AB	R	H	2B	3B	HR	RBI	SH	SF	HB	BB	SO	SB	CS	E	OBP
1982	California	.316	5	19	4	6	1	0	2	5	0	0	0	2	3	1	1	0	.381
1993	Chicago-AL	.391	6	23	7	9	2	1	1	5	0	0	1	3	3	0	0	0	.481
League Championship Totals		.357	11	42	11	15	3	1	3	10	0	0	1	5	6	1	1	0	.438

### MOLITOR'S WORLD SERIES RECORD

YEAR	OPPONENT	AVG	G	AB	R	H	2B	3B	HR	RBI	SH	SF	HB	BB	SO	SB	CS	E	OBP
1982	St. Louis	.355	7	31	5	11	0	0	0	3	0	0	0	2	4	1	1	0	.394
1993	Philadelphia	.500	6	24	10	12	2	2	2	8	0	0	1	3	1	0	0	0	.571
World Series Totals		.418	13	55	15	23	2	2	2	11	0	0	1	5	4	2	1	0	.475



# MOLITOR'S ALL-STAR GAME RECORD

YEAR	HOST	AVG	G	AB	R	H	2B	3B	HR	RBI	SH	SF	HB	BB	SO	SB	CS	E	OBP
1980	Los Angeles-NL	DID NOT PLAY																	
1985	Minnesota	.000	1	1	0	0	0	0	0	0	0	0	0	0	1	0	0	0	.000
1988	Cincinnati	.000	1	3	0	0	0	0	0	0	0	0	0	0	1	0	0	0	.000
1991	Toronto	.000	1	0	0	0	0	0	0	0	0	0	0	0	0	0	0	0	.000
1992	San Diego	.500	1	2	0	1	0	0	0	0	0	0	0	0	1	0	0	1	.500
1993	Baltimore	.000	1	1	0	0	0	0	0	0	0	0	0	1	0	0	0	0	.500
1994	Pittsburgh	.000	1	1	0	0	0	0	0	0	0	0	0	0	0	0	0	0	.000
All-Star Game Totals		.125	6	8	0	1	0	0	0	0	0	0	0	1	3	0	0	1	.222



Paul Molitor was named the 13th manager in Twins history on November 4, 2014.

# TWINS MANAGERS

MANAGERS	SEASONS	FINISHES	WON	LOST	PCT.
Cookie Lavagetto*	1961	9th	25	41	379
Sam Mele	1961-67	7th-2nd-3rd-6th-1st-2nd-6th	522	431	548
Cal Ermer*	1967-68	2nd-7th	145	129	529
Billy Martin*	1969	1st	97	65	599
Bill Rigney*	1970-72	1st-5th-3rd	208	184	531
Frank Quilici	1972-75	3rd-3rd-3rd-4th	280	287	494
Gene Mauch*	1976-80	3rd-4th-4th-4th-4th	378	394	490
Johnny Goryl	1980-81	3rd-6th	34	38	472
Billy Gardner	1981-85	(7th-4th)-7th-5th-2nd-6th	268	353	432
Ray Miller	1985-86	4th-7th	109	130	456
Tom Kelly	1986-2001	6th-1st-2nd-5th-7th-1st-2nd-5th-4th-5th-4th-4th-5th-5th-2nd	1140	1244	478
Ron Gardenhire	2002-14	1st-1st-1st-3rd-1st-3rd-2nd-1st-1st-5th-5th-4th-5th	1068	1039	507
Paul Molitor	2015	--	--	--	--

\* - Deceased





# NEIL ALLEN

Named pitching coach November 25, 2014

**BATS/THROWS:** R/R

**BORN:** 1/24/58 in Kansas City, KS

**OPENING DAY AGE:** 57

**RESIDES:** Sarasota, FL

**CONTRACT STATUS:** Signed to one-year contract thru 2015

**PITCHING  
COACH 41**

**PERSONAL:** Neil Patrick Allen...son, Bobby (15)...attended Bishop Ward (KS) High School where he played baseball, basketball and football...resides in Sarasota, FL.

**COACHING CAREER:** This is his 34th season in professional baseball...named Twins pitching coach on November 25, 2014...he joined Tampa Bay organization on November 29, 2006 and spent four seasons in Durham (2011-14) after one season in Charlotte (2010) and three seasons (2007-09) as the pitching coach for Montgomery...named pitching coach for the SiriusXM Futures Game in 2013...spent the previous seven seasons in the New York-AL organization, including 2005 when he served as the major league club's bullpen coach...coached at Short-A Staten Island from 2000-02, winning the New York-Penn League championship in his final season there with a staff ERA of 2.57...joined Triple-A Columbus for the 2003, 04 and 06 seasons...coached in the Toronto system from 1996-99, making stops at Class-A St. Catharines (1996, 98-99) and Rookie Level Medicine Hat (1997)...made his coaching debut for Mobile of the independent Texas-Louisiana League in 1995.

**PLAYING CAREER:** Pitched 11 years in the majors for the New York-NL (1979-83), St. Louis (1983-85), New York-AL (1985, 1987-88), Chicago-AL (1986-87) and Cleveland (1989).

**PROFESSIONAL:** Drafted by the New York-NL in the 11th round of the 1976 First-Year Player Draft.

ALLEN'S PLAYING RECORD																				
YEAR	CLUB	W-L	ERA	G	GS	CG	SH	SV	IP	H	R	ER	HR	HB	BB	SO	WP	BK	BAA	
1976	Marion	2-0	1.91	6	4	2	1	1	33.0	23	8	7	1	0	6	29	1	0	—	
	Wausau	4-2	3.75	6	6	2	0	0	48.0	51	27	20	4	1	20	34	1	0	—	
1977	Lynchburg	10-2	2.79	20	20	11	2	0	142.0	136	55	44	7	3	43	126	6	3	—	
1978	Jackson	5-9	2.10	16	16	8	3	0	120.0	88	38	28	6	2	38	111	3	0	—	
	Tidewater	2-7	4.42	10	10	2	0	0	57.0	65	35	28	10	0	12	30	0	0	—	
1979	NEW YORK-NL	6-10	3.55	50	5	0	0	8	99.0	100	46	39	4	0	47	65	6	0	.268	
1980	NEW YORK-NL	7-10	3.70	59	0	0	0	22	97.1	87	43	40	7	0	40	79	2	1	.244	
1981	NEW YORK-NL	7-6	2.97	43	0	0	0	18	66.2	64	26	22	4	0	26	50	3	0	.259	
1982	NEW YORK-NL	3-7	3.06	50	0	0	0	19	64.2	65	22	22	5	1	30	59	4	0	.266	
1983	NEW YORK-NL	2-7	4.50	21	4	1	1	2	54.0	57	29	27	6	0	36	32	2	0	.278	
	ST. LOUIS	10-6	3.70	25	18	4	2	0	121.2	122	55	50	6	1	48	74	6	1	.265	
1984	ST. LOUIS	9-6	3.55	57	1	0	0	3	119.0	105	54	47	6	0	49	66	6	0	.239	
1985	ST. LOUIS	1-4	5.59	23	1	0	0	2	29.0	32	22	18	3	1	17	10	1	1	.283	
	NEW YORK-AL	1-0	2.76	17	0	0	0	1	29.1	26	9	9	1	0	13	16	2	0	.234	
1986	CHICAGO-AL	7-2	3.82	22	17	2	2	0	113.0	101	50	48	8	2	38	57	4	0	.244	
1987	CHICAGO-AL	0-7	7.07	15	10	0	0	0	49.2	74	40	39	6	2	26	26	1	0	.365	
	NEW YORK-AL	0-1	3.65	8	1	0	0	0	24.2	23	12	10	2	0	10	16	0	0	.242	
	Daytona Beach	0-1	2.00	4	4	0	0	0	18.0	17	6	4	1	0	7	17	1	0	—	
1988	NEW YORK-AL	5-3	3.84	41	2	0	1	0	117.1	121	51	50	14	2	37	61	2	0	.268	
	Fort Lauderdale	0-0	0.00	3	3	0	0	0	9.0	2	0	0	0	0	1	5	0	0	—	
	Columbus	0-1	0.60	2	2	1	0	0	15.0	7	2	1	0	0	0	7	0	0	—	
1989	CLEVELAND	0-1	15.00	3	0	0	0	0	3.0	8	5	5	1	0	0	0	0	0	.500	
	Colorado Springs	5-3	3.42	21	15	0	0	0	100.0	105	57	38	9	2	27	52	8	5	—	
1990	Nashville	0-0	6.60	12	0	0	0	1	15.0	22	12	11	3	1	6	10	0	0	—	
Minor League Totals		28-25	2.92	100	80	26	6	2	557.0	516	240	181	41	9	160	421	20	8	—	
American League Totals		13-14	4.30	106	30	2	3	1	337.0	353	167	161	32	6	124	176	9	0	.273	
National League Totals		45-56	3.66	328	29	5	3	74	988.1	985	464	426	73	3	417	611	30	3	.259	
Major League Totals		58-70	3.88	434	59	7	6	75	988.1	985	464	426	73	9	417	611	39	3	.264	





# TOM BRUNANSKY

Named hitting coach October 22, 2012

**BATS/THROWS:** R/R

**BORN:** 8/20/1960 in Covina, CA

**OPENING DAY AGE:** 54

**RESIDES:** Poway, CA

**CONTRACT STATUS:** Signed to one-year contract thru 2015

**HITTING COACH 23**

**PERSONAL:** Thomas Andrew Brunansky...wife Colleen, sons Jason (12/1/89), Ryan (9/17/91) and Thomas (1/5/96), daughters Alexa (12/10/93) and Erin (10/19/98)...1978 graduate of West Covina (CA) High School, participating in baseball, basketball and football, earning All-American honors in baseball and football...turned down a football/baseball scholarship from Stanford and attended Cal Poly at Pomona in 1978-79...brother-in-law of ex-major leaguer and former Twin Dave Engle...named one of the "50 Greatest Twins" in 2010...ranks ninth on Twins all-time home run list (163) and 13th in walks (394)...795 games played in rightfield ranks second in Twins history (Tony Oliva - 1,137).

**COACHING CAREER:** Worked second season as Twins hitting coach in 2014 after being named October 22, 2012...spent 2012 as hitting coach for Triple-A Rochester...spent 2011 as hitting coach for Double-A New Britain...joined the Twins organization as a coach for GCL Twins in July, 2010...coached high school baseball at Poway (CA) High School, 2005-10.

**PLAYING CAREER:** Played 14 seasons in the major leagues with California, Minnesota, St. Louis, Boston and Milwaukee...Angels Opening Day left fielder in 1981...traded to Minnesota along with pitcher Mike Walters in exchange for pitcher Doug Corbett and infielder Rob Wilfong May 11, 1982...named right fielder on Major League Baseball's All-Rookie team in 1982...hit 32 home runs in 1984, marking the most for a Twin since Harmon Killebrew had 41 in 1970...named to American League All-Star team in 1985 and participated in the home run derby, hitting four home runs...was a member of the 1987 World Champion Minnesota Twins, hitting .412 with two home runs, four doubles, and nine RBI in the ALCS vs. Detroit...traded to St. Louis in exchange for infielder Tommy Herr April 22, 1988...recorded 1,000th career hit, a two-run shot off Houston's Bob Forsch May 30, 1989...hit 200th career home run off San Francisco's Craig Lefferts July 19, 1989...traded to Boston in exchange for pitcher Lee Smith May 4, 1990...signed by Milwaukee in 1993...traded back to Boston in exchange for catcher Dave Valle June 16, 1994.

**PROFESSIONAL:** Selected by California in the first round (14th overall) of the 1978 First-Year Player Draft; signed by scout Larry Himes.

## BRUNANSKY'S PLAYING RECORD

YEAR	CLUB	AVG	G	AB	R	H	2B	3B	HR	RBI	SH	SF	HB	BB	SO	SB	CS	E	OBP
1978	Idaho Falls	.332	48	190	56	63	14	4	6	45	0	2	1	45	34	17	2	8	.458
1979	Salinas	.270	140	485	85	131	23	1	23	76	0	6	5	100	116	20	15	6	.396
1980	El Paso	.323	128	496	103	160	24	8	24	97	0	4	3	75	96	23	7	14	.412
	Salt Lake City	.344	9	32	7	11	2	2	1	8	0	1	0	5	3	0	0	0	.421
1981	Salt Lake City	.332	96	343	61	114	17	10	22	81	4	2	3	57	74	6	7	5	.430
	CALIFORNIA	.152	11	33	7	5	0	0	3	6	0	0	0	8	10	1	0	3	.317
1982	Spokane	.205	25	88	12	18	6	1	1	6	0	1	0	15	19	4	4	1	.317
	MINNESOTA	.272	127	463	77	126	30	1	20	46	1	2	8	71	101	1	2	5	.377
1983	MINNESOTA	.227	151	542	70	123	24	5	28	82	1	3	4	61	95	2	5	5	.308
1984	MINNESOTA	.254	155	567	75	144	21	0	32	85	0	4	0	57	94	4	5	5	.320
1985	MINNESOTA	.242	157	567	71	137	28	4	27	90	0	13	0	71	86	5	3	5	.320
1986	MINNESOTA	.256	157	593	69	152	28	1	23	75	1	7	1	53	98	12	4	6	.315
1987	MINNESOTA	.259	155	532	83	138	22	2	32	85	0	4	4	74	104	11	11	3	.352
1988	MINNESOTA	.184	14	49	5	9	1	0	1	6	0	0	0	7	10	1	2	3	.286
	ST. LOUIS	.245	143	523	69	128	22	4	22	79	1	6	4	79	82	16	6	1	.345
1989	ST. LOUIS	.239	158	556	67	133	29	3	20	85	0	5	2	59	107	5	9	7	.312
1990	ST. LOUIS	.158	19	57	5	9	3	0	1	2	0	1	1	12	10	0	0	2	.310
	BOSTON	.287	129	461	61	123	24	5	15	71	0	8	3	54	105	5	10	5	.342
1991	BOSTON	.229	142	459	54	105	24	1	16	70	0	8	3	49	72	1	2	3	.303
1992	BOSTON	.266	138	458	47	122	41	3	15	74	2	7	0	66	96	2	5	6	.354
1993	MILWAUKEE	.183	80	224	20	41	7	3	6	29	2	0	0	25	59	3	4	2	.265
1994	MILWAUKEE	.214	16	28	2	6	2	0	0	0	0	0	0	1	9	0	0	0	.241
	BOSTON	.237	48	177	22	42	10	1	10	34	0	4	0	23	48	0	2	1	.319
Minor League Totals		.304	446	1633	323	497	86	26	77	313	4	16	12	297	342	70	35	34	.412
American League Totals		.247	1480	5153	663	1273	252	26	228	753	7	60	23	620	988	48	55	51	.327
National League Totals		.238	320	1136	141	270	54	7	43	166	1	12	7	150	199	21	15	10	.327
Major League Totals		.245	1800	6289	804	1543	306	33	271	919	8	72	30	770	1187	69	70	61	.327





# BUTCH DAVIS

Named first base coach December 1, 2014

**BATS/THROWS:** R/R

**BORN:** 6/19/58 in Williamston, NC

**OPENING DAY AGE:** 56

**RESIDES:** Garner, NC

**CONTRACT STATUS:** Signed to one-year contract thru 2015

**FIRST BASE  
COACH 40**

**PERSONAL:** Wallace McArthur Davis...attended East Carolina University in 1980...appeared in the movie "Bull Durham" as a player.

**COACHING CAREER:** Named Twins first base coach and outfield instructor December 1, 2014...spent 2013-14 as field coach for Double-A Bowie (Baltimore)...served as Orioles minor league roving outfield/bunting instructor 2006-12...served as coach at Bowie 2003-05 and 2000...served as coach for Triple-A Rochester (Baltimore) from 1995-96 and 2001-02...managed Single-A Delmarva in 1999...managed GCL Orioles in 1997-98.

**PLAYING CAREER:** Played one full season and parts of six other seasons in the big leagues with the Royals, Pirates, Dodgers and Orioles...was a two-time league All-Star coming up in the Royals system, including the Gulf Coast League Player of Year in 1980...played three-plus seasons before making major league debut August 23, 1983 with Kansas City...hit .344 with six triples in 122 at-bats in rookie season...made Royals Opening Day roster in 1984...signed with the Dodgers in 1990 and hit .342 with 31 doubles and 25 stolen bases for Triple-A Albuquerque...spent the entire 1993 season with the Rangers, hitting .245 in 159 at-bats...hit the first ever inside-the-park home run in Camden Yards against the O's on August 21.

**PROFESSIONAL:** Selected by the Royals in the 12th round of the 1980 First-Year Player Draft.

DAVIS' PLAYING RECORD																			
YEAR	CLUB	AVG	G	AB	R	H	2B	3B	HR	RBI	SH	SF	HB	BB	SO	SB	CS	E	OBP
1980	Royals Blue	.315	61	235	46	74	17	4	2	35	0	5	1	29	36	31	4	3	.385
1981	Fort Myers	.300	126	464	89	139	17	10	13	70	1	5	3	54	99	44	3	12	.373
1982	Jacksonville	.256	122	450	64	115	18	4	10	57	3	3	3	46	101	17	9	2	.327
1983	Jacksonville	.317	90	331	51	105	15	7	14	63	2	6	0	36	78	29	7	4	.378
	Omaha	.316	46	171	27	54	10	3	5	21	1	0	1	18	36	13	5	1	.384
	KANSAS CITY	.344	33	122	13	42	2	6	2	18	2	2	0	4	19	4	3	2	.359
1984	Omaha	.325	83	314	45	102	15	5	7	43	2	1	1	24	56	9	7	6	.374
	KANSAS CITY	.147	41	116	11	17	3	0	2	12	0	2	0	10	19	4	3	3	.211
1985	Omaha	.263	109	403	58	106	26	10	6	34	3	3	1	26	89	15	6	9	.307
1987	Vancouver	.271	111	424	58	115	17	7	7	57	1	6	1	22	73	22	6	4	.305
	PITTSBURGH	.143	7	7	3	1	1	0	0	0	0	0	0	1	3	0	0	0	.250
1988	Charlotte	.301	101	412	62	124	23	7	13	82	2	1	1	24	40	17	5	3	.340
	Rochester	.143	8	28	4	4	0	2	0	0	1	0	2	0	2	0	0	0	.200
	BALTIMORE	.240	13	25	2	6	1	0	0	0	0	0	0	0	8	1	0	0	.240
1989	Rochester	.303	127	479	81	145	29	9	10	64	2	5	6	28	57	19	8	6	.346
	BALTIMORE	.167	5	6	1	1	1	0	0	0	0	0	0	0	3	0	0	0	.167
1990	Albuquerque	.342	124	480	87	164	31	9	10	85	0	11	4	24	53	25	14	2	.370
1991	Albuquerque	.313	91	284	55	89	19	10	7	44	0	2	2	18	51	12	5	0	.356
	LOS ANGELES-NL	.000	1	1	0	0	0	0	0	0	0	0	0	0	0	0	0	0	.000
1992	Syracuse	.280	134	550	67	154	31	9	9	74	2	5	2	33	77	19	6	2	.320
	Las Vegas	1.000	1	1	0	1	0	0	0	0	0	0	0	0	0	0	0	0	1.000
1993	TEXAS	.245	62	159	24	39	10	4	3	20	5	0	1	5	28	3	1	3	.273
1994	Oklahoma City	.304	106	381	60	116	23	9	6	55	4	2	4	20	44	19	5	5	.344
	TEXAS	.235	4	17	2	4	3	0	0	0	0	0	0	0	3	1	0	1	.235
Minor League Totals		.297	1440	5407	854	1607	291	105	119	784	24	55	32	402	892	291	90	59	.346
American League Totals		.245	158	445	53	109	20	10	7	50	7	4	1	19	80	13	7	9	.275
National League Totals		.125	8	8	3	1	1	0	0	0	0	0	0	1	3	0	0	0	.222
Major League Totals		.243	166	453	56	110	21	10	7	50	7	4	1	20	83	13	7	9	.274

DAVIS' RECORD AS MANAGER							
YEAR	CLUB	LEAGUE	POSITION	WON	LOST	PCT.	
1997	GCL Orioles	Gulf Coast	6th in division	27	33	.450	
1998	GCL Orioles	Gulf Coast	4th in division	28	32	.467	
1999	Delmarva	South Atlantic	4th/3rd in division (1st half/2nd half)	58	70	.453	
Minor League Totals				113	135	.456	





# GENE GLYNN

Named third base coach November 12, 2014

**BATS/THROWS:** R/R

**BORN:** 9/22/56 in Waseca, MN

**OPENING DAY AGE:** 58

**RESIDES:** Waseca, MN

**CONTRACT STATUS:** Signed to one-year contract thru 2015

**THIRD BASE COACH 13**

**PERSONAL:** Eugene Patrick Glynn...wife Julie, sons Gino and Christopher...graduated from Waseca (MN) High School in 1975 where he was an All-American in both basketball and baseball and was named the first ever "Mr. Basketball" in the state of Minnesota...attended Minnesota State University-Mankato from 1975-79 where he played baseball and basketball...participates annually in Twins winter Caravan.

**COACHING CAREER:** Named Twins third base coach November 12, 2014...will spend his 11th season as a major league third base coach after spending 10 seasons as a third base coach for Colorado (1996-98), Chicago-NL (2000-02) and San Francisco (2003-06)...served three seasons as Triple-A Rochester manager from 2012-14...served as pro scout for Tampa Bay Rays from 2007-11...served as first base coach for Montreal in 1999...began the 1995 season as the Rockies minor league field coordinator (also in this role in 1993), but following Don Zimmer's resignation was promoted to role of first base coach for the Rockies...made major league coaching debut as Rockies first base coach in 1994...served as manager for Single-A Bend Rockies in 1992 and won division title...was the manager for San Diego's Single-A affiliate in Spokane from 1990-91 and was named Northwest League Manager of the Year in 1990 after team went 49-27 and won a league championship...was a minor league coach/manager for the Montreal Expos system from 1985-89 at various levels...made coaching debut in Montreal system as a player/coach for Triple-A Indianapolis.

**PLAYING CAREER:** Played seven seasons in the minor leagues from 1979-85 in Montreal's system, hitting .230 (308-for-1340) with 48 doubles, 11 triples, seven home runs, 137 RBI and 244 runs scored in 525 games...played third base, second base and shortstop.

**PROFESSIONAL:** Signed by the Montreal Expos as an undrafted free agent in 1979.

## GLYNN'S PLAYING RECORD

YEAR	CLUB	AVG	G	AB	R	H	2B	3B	HR	RBI	SH	SF	HB	BB	SO	SB	CS	E	OBP
1979	Jamestown	.293	64	208	71	61	16	3	2	36	0	5	4	70	34	26	1	4	.470
1980	West Palm Beach	.216	109	291	50	63	10	1	1	23	3	2	2	64	49	17	12	28	.359
1981	Memphis	.210	113	276	46	58	3	2	2	23	2	2	0	45	36	11	9	27	.319
1982	Memphis	.240	96	300	50	72	12	2	2	25	15	1	4	45	36	16	10	27	.346
	Wichita	.263	10	19	4	5	0	1	0	3	0	0	0	1	4	0	0	1	.300
1983	Memphis	.125	7	24	0	3	0	0	0	1	0	0	0	3	2	0	2	0	.222
	Wichita	.198	61	111	14	22	3	2	0	17	2	1	1	11	11	5	0	5	.274
1984	Jacksonville	.000	6	2	0	0	0	0	0	1	0	0	0	2	0	0	0	0	.500
	Indianapolis	.212	56	104	9	22	4	0	0	8	5	0	0	13	14	0	4	6	.299
1985	Indianapolis	.400	3	5	0	2	0	0	0	0	0	0	0	0	1	0	0	0	.400
<b>Minor League Totals</b>		<b>.230</b>	<b>525</b>	<b>1340</b>	<b>244</b>	<b>308</b>	<b>48</b>	<b>11</b>	<b>7</b>	<b>137</b>	<b>27</b>	<b>11</b>	<b>11</b>	<b>254</b>	<b>187</b>	<b>75</b>	<b>38</b>	<b>98</b>	<b>.355</b>

## GLYNN'S RECORD AS MANAGER

YEAR	CLUB	LEAGUE	POSITION	WON	LOST	PCT.
1986	Jacksonville	New York-Penn	4th	30	46	.395
1987	Jacksonville	New York-Penn	2nd	44	33	.571
1990	Spokane	Northwest	1st, Northwest League Champions	49	27	.645
1991	Spokane	Northwest	4th	24	52	.316
1992	Bend	Northwest	1st, Northwest League Champions	43	33	.566
2012	Rochester	International	4th	72	72	.500
2013	Rochester	International	2nd	77	67	.535
2014	Rochester	International	4th	77	67	.535
<b>Minor League Totals</b>				<b>416</b>	<b>397</b>	<b>.512</b>





# EDDIE GUARDADO

Named bullpen coach November 25, 2014

**BATS/THROWS:** R/L

**BORN:** 10/2/70 in Stockton, CA

**OPENING DAY AGE:** 44

**RESIDES:** Tustin, CA

**CONTRACT STATUS:** Signed to one-year contract thru 2015

**BULLPEN  
COACH**

**18**

**PERSONAL:** Edward Adrian Guardado...nicknamed "Everyday Eddie" during playing days...wife, Lisa (Limbaugh)...sons, Niko (12/24/96) and Jakob (2/26/02), and daughter, Ava Rose (5/17/05)...1989 graduate of Franklin (CA) High School, where he played baseball and football...as a senior was all-area and Most Valuable Player of his league in baseball and MVP of the football team...attended San Joaquin Delta (CA) Junior College...brother Danny was an infielder at Lewis & Clark College...was the MVP of his Babe Ruth team in 1985 and American Legion team in 1989.

**COACHING CAREER:** Spent time in recent years as special instructor at Twins spring training.

**PLAYING CAREER:** Played 17 seasons with Minnesota, Seattle, Cincinnati and Texas...inducted into Twins Hall of Fame in 2013...named one of "50 Greatest Twins" in 2010...played 12 seasons for Twins from 1993-2003 and again in 2008, going 37-48, 4.53 ERA (704.2 IP, 355 ER) in 648 career games, the most in club history...ranks third on Twins all-time list in saves (116)...Twins all-time leader in relief innings (579.0)...led AL in appearances (83) in 1996 and led AL in saves (45) in 2002...named to AL All-Star team in 2002 and '03...ranks 22nd on baseball's all-time list in games (908)...his 83 appearances in 1996 rank second on Twins all-time single-season list and 79 appearances in 1998 are tied for fourth.

**PROFESSIONAL:** Selected by the Twins in the 21st round of the 1990 First-Year Player Draft; signed by scout Kevin Murphy.

## GUARDADO'S PLAYING RECORD

YEAR	CLUB	W-L	ERA	G	GS	CG	SH	SV	IP	H	R	ER	HR	HB	BB	SO	WP	BK	BAA
1991	Elizabethton	8-4	1.86	14	13	3	1	0	92.0	67	30	19	5	2	31	106	6	2	.199
1992	Kenosha	5-10	4.37	18	18	2	1	0	101.0	106	57	49	5	4	30	103	2	7	.274
	Visalia	7-0	1.64	7	7	1	1	0	49.1	47	13	9	1	0	10	39	0	1	.258
1993	Nashville	4-0	1.24	10	10	2	2	0	65.1	53	10	9	1	2	10	57	2	0	.221
	MINNESOTA	3-8	6.18	19	16	0	0	0	94.2	123	68	65	13	1	36	46	0	0	.319
1994	Salt Lake	12-7	4.83	24	24	2	0	0	151.0	171	90	81	23	2	51	87	3	1	.290
	MINNESOTA	0-2	8.47	4	4	0	0	0	17.0	26	16	16	3	0	4	8	0	0	.351
1995	MINNESOTA	4-9	5.12	51	5	0	0	2	91.1	99	54	52	13	0	45	71	5	1	.280
1996	MINNESOTA	6-5	5.25	83	0	0	0	4	73.2	61	45	43	12	3	33	74	3	0	.228
1997	MINNESOTA	0-4	3.91	69	0	0	0	1	46.0	45	23	20	7	2	17	54	2	0	.251
1998	MINNESOTA	3-1	4.52	79	0	0	0	0	65.2	66	34	33	10	0	28	53	2	0	.265
1999	MINNESOTA	2-5	4.50	63	0	0	0	2	48.0	37	24	24	6	2	25	50	0	0	.222
	New Britain	0-0	1.93	3	0	0	0	0	4.2	3	1	1	0	0	0	5	0	0	.176
2000	MINNESOTA	7-4	3.94	70	0	0	0	9	61.2	55	27	27	14	1	25	52	1	1	.238
2001	MINNESOTA	7-1	3.51	67	0	0	0	12	66.2	47	27	26	5	1	23	67	4	0	.197
2002	MINNESOTA	1-3	2.93	68	0	0	0	45	67.2	53	22	22	9	1	18	70	0	0	.215
2003	MINNESOTA	3-5	2.89	66	0	0	0	41	65.1	50	22	21	7	0	14	60	5	0	.207
2004	SEATTLE	2-2	2.78	41	0	0	0	18	45.1	31	14	14	8	1	14	45	0	0	.194
2005	SEATTLE	2-3	2.72	58	0	0	0	36	56.1	52	23	17	7	0	15	48	1	0	.239
2006	SEATTLE	1-3	5.48	28	0	0	0	5	23.0	29	14	14	8	0	11	22	0	0	.309
	CINCINNATI	0-0	1.29	15	0	0	0	8	14.0	15	5	2	2	1	2	17	0	0	.278
2007	Dayton	0-0	0.00	3	0	0	0	1	3.0	2	0	0	0	0	0	3	0	0	.182
	Louisville	0-0	4.50	9	0	0	0	0	8.0	11	4	4	2	0	4	3	0	0	.335
	CINCINNATI	0-0	7.24	15	0	0	0	0	13.2	16	11	11	2	1	4	8	0	0	.286
2008	TEXAS	3-3	3.65	55	0	0	0	4	49.1	38	20	20	3	0	17	28	1	0	.220
	MINNESOTA	1-1	7.71	9	0	0	0	0	7.0	12	6	6	1	0	2	5	0	0	.387
2009	TEXAS	1-2	4.46	48	0	0	0	0	38.1	39	21	19	8	2	15	20	1	0	.267
Minor League Totals		36-21	3.26	88	72	10	5	1	474.1	460	205	172	37	10	136	403	13	11	.256
American League Totals		46-61	4.31	223	878	25	0	179	917.0	864	460	439	134	14	342	773	25	2	.250
National League Totals		0-0	4.23	30	0	0	0	8	27.2	31	16	13	4	2	6	25	0	0	.282
Major League Totals		46-61	4.31	908	25	0	0	187	944.2	894	476	452	138	16	348	798	25	2	.251





# RUDY HERNANDEZ

Named assistant hitting coach November 12, 2014

**BATS/THROWS:** R/R

**BORN:** 4/9/66 in Turmero, Aragua, VZ

**OPENING DAY AGE:** 48

**RESIDES:** Maracay, VZ

**CONTRACT STATUS:** Signed to one-year contract thru 2015

**ASSISTANT  
HITTING COACH 63**

**PERSONAL:** Rudolfo Jesus Hernandez...wife, Andrea...son, Bryan...resides in Maracay, VZ.

**COACHING CAREER:** Named Twins assistant hitting coach November 12, 2014...2014 marks his 15th season in Twins organization...last year marked his second season in his third stint with the GCL Twins after coaching there in 2009 and 2011...spent 2012 as coach for Double-A New Britain after also coaching for the Rock Cats in 2010...coached at Single-A Beloit from 2005-08 and was a coach for Quad City in 2004...managed GCL Twins from 2002-03...managed Rookie Elizabethton in 2001...named Appalachian League Manager of the Year after 41-22 first place finish in 2001...managed San Joaquin in Venezuelan Summer League in 2000...managed Aragua in Venezuelan Winter League in 1999 and 2000...has career minor league managerial record of 139-102 (.577)...coordinator of instruction at Twins Venezuelan Academy, 1996-2000...played three years of summer ball in Venezuela, 1993-96...played in Mexican League in 1992.

**PLAYING CAREER:** Played five seasons in New York Mets system (1987-91), hitting .250 (410-for-1637) with 55 doubles, 14 triples, three home runs and 156 RBI in 493 games...played second base and third base.

**PROFESSIONAL:** Signed as an undrafted free agent with the New York Mets in 1986.

## HERNANDEZ'S PLAYING RECORD

YEAR	CLUB	AVG	G	AB	R	H	2B	3B	HR	RBI	SH	SF	HB	BB	SO	SB	CS	E	OBP
1987	Kingsport	.264	66	216	33	57	10	1	2	27	4	2	1	31	41	8	3	22	.356
1988	Kingsport	.296	72	284	52	84	14	3	1	54	3	0	2	44	38	15	7	18	.394
1989	St. Lucie	.250	115	348	49	87	8	5	0	23	11	2	2	22	50	14	10	16	.297
1990	Jackson	.242	123	443	63	107	14	5	0	30	7	4	3	41	61	32	16	13	.308
1991	Williamsport	.217	117	346	38	75	9	0	0	22	6	2	0	67	69	25	14	21	.342
<b>Minor League Totals</b>		<b>.250</b>	<b>493</b>	<b>1637</b>	<b>235</b>	<b>410</b>	<b>55</b>	<b>14</b>	<b>3</b>	<b>156</b>	<b>31</b>	<b>10</b>	<b>8</b>	<b>205</b>	<b>259</b>	<b>94</b>	<b>50</b>	<b>90</b>	<b>.335</b>

## HERNANDEZ'S RECORD AS MANAGER

YEAR	CLUB	LEAGUE	POSITION	WON	LOST	PCT.
2000	San Joaquin	Venezuelan Summer	2nd in division	35	24	.593
2001	Elizabethton	Appalachian	1st in division	41	22	.651
2002	GCL Twins	Gulf Coast	2nd in division	35	25	.583
2003	GCL Twins	Gulf Coast	3rd in division	28	31	.475
<b>Minor League Totals</b>				<b>139</b>	<b>102</b>	<b>.577</b>

## DID YOU *Know?*

...the longest home run ever hit by a Twin was estimated at 520 feet. Harmon Killebrew crushed the three-run blast off California righty Lew Burdette, which landed in the sixth row of the upper deck at Metropolitan Stadium on June 3, 1967. The ball cracked the seat, and was later painted orange to commemorate the event.

The seat is now located in the Mall of America — the former site of "Met" Stadium — bolted to a wall in the amusement park, marking the height and position where the ball would have landed in the upper deck.





# JOE VAVRA

Named bench coach November 25, 2014

**BATS/THROWS:** L/R

**BORN:** 11/16/59 in Chippewa Falls, WI

**OPENING DAY AGE:** 55

**RESIDES:** Menomonie, WI

**CONTRACT STATUS:** Signed to one-year contract thru 2015

**BENCH  
COACH**

**46**

**PERSONAL:** Joseph Alan Vavra (pronounced VAH-vra)...wife Lesa (Heise), sons Tanner (7/6/89), Treysen (9/17/91) and Terrin (5/12/97)...1978 graduate of Chippewa Falls Senior (WI) High School...named captain and MVP in baseball during senior season...1985 graduate of University of Wisconsin-Stout with a degree in Industrial Technology with a concentration in Plant Engineering...son Tanner was drafted by the Twins in the 30th round of the 2013 First-Year Player Draft out of Valparaiso University...son Trey drafted by Twins in 33rd round of 2014 First-Year Player Draft out of Florida Southern College...participates annually in Twins winter Caravan.

**COACHING CAREER:** Named Twins bench coach November 25, 2014...served as the Twins third base coach 2013-14...served as Twins hitting coach 2006-12...served as Twins minor league field coordinator 2002-05...2001 head coach at University of Wisconsin-Stout before becoming interim Director of Player Development for the Los Angeles-NL...minor league baserunning and bunting instructor for the Dodgers in 2000...served as major league roving coach for first half of the 1999 season before serving as minor league field coordinator in the second half...began 1998 season as special assignment major league coach for Los Angeles-NL, before becoming minor league field coordinator at mid-point of season...managed Single-A Yakima 1994-97 and named Northwest League Manager of the Year in 1994 and 1996...led Yakima to Northern Division title in 1994 and Northwest League Championship in 1996...managed Single-A Vero Beach Dodgers in 1993...managed Single-A Yakima in the Northwest League in 1991-92...managed Rookie Great Falls Dodgers to consecutive league championships in 1989-90...named coach at Single-A Sarasota in 1987.

**PLAYING CAREER:** Played five seasons in the Dodgers organization from 1982-86...hit .307 (92-for-300) in 96 games for Double-A San Antonio in 1984 and .312 (131-for-420) in 110 games with Lodi in 1983.

**PROFESSIONAL:** Selected by Los Angeles-NL in the eighth round of the 1982 First-Year Player Draft; signed by scout Dale McReynolds.

## VAVRA'S PLAYING RECORD

YEAR	CLUB	AVG	G	AB	R	H	2B	3B	HR	RBI	SH	SF	HB	BB	SO	SB	CS	E	OBP
1982	Lodi	.242	49	149	19	36	5	0	1	10	2	1	0	16	17	2	3	19	.313
1983	Lodi	.312	110	420	58	131	19	2	0	37	0	5	1	37	26	6	4	16	.365
1984	San Antonio	.307	96	300	36	92	15	1	1	40	0	3	0	32	17	4	3	4	.370
	Albuquerque	.227	11	44	5	10	0	0	0	3	1	0	0	3	3	0	1	4	.277
1985	Albuquerque	.272	61	202	31	55	9	1	1	15	1	0	3	21	13	2	0	13	.350
1986	Albuquerque	.250	38	72	11	18	3	1	0	5	1	0	0	7	8	0	2	4	.316
Minor League Totals		.288	365	1187	160	342	51	5	3	110	5	9	4	116	84	14	13	60	.351

## VAVRA'S RECORD AS MANAGER

YEAR	CLUB	LEAGUE	POSITION	WON	LOST	PCT.
1989	Great Falls	Pioneer	1st (Northern Division)	53	14	.791
1990	Great Falls	Pioneer	1st (Northern Division)	44	20	.706
1991	Yakima	Northwest	1st (Northern Division)	48	32	.579
1992	Yakima	Northwest	2nd (Northern Division)	36	40	.474
1993	Vero Beach	Florida State	6th (E. Div., 1st half), 2nd (E. Div., 2nd half)	56	77	.471
1994	Yakima	Northwest	1st (Northern Division)	49	27	.645
1995	Yakima	Northwest	4th (Northern Division)	28	48	.368
1996	Yakima	Northwest	1st (Northern Division)	40	36	.526
1997	Yakima	Northwest	4th (Northern Division)	23	53	.303
Minor League Totals				377	347	.521



# TWINS TRAINING STAFF



**DAVE PRUEMER**  
HEAD ATHLETIC TRAINER

Dave Pruemer is in his 21st season in the Twins organization and third as Head Athletic Trainer after serving eight seasons as assistant athletic trainer. Pruemer attended the University of Southern Illinois, where he received his B.S. in Athletic Training.

A native of Teutopolis, IL, he began his career with the Twins organization in 1995 and served as Athletic Trainer for Rookie Elizabethton. After one year at Elizabethton, Pruemer was promoted to Single-A Ft. Myers, where he spent

the 1996-97 seasons.

He was the Athletic Trainer for Double-A New Britain from 1998-2001, and was named the Eastern League Trainer of the Year in 2000. Selected by Major League Baseball to work the Arizona Fall League in 2001 and 03, Pruemer also served as the Twins Triple-A athletic trainer from 2002-04. He was named International League Trainer of the Year in 2004.

Dave and his wife, Tina, along with daughter, Hannah, and sons, Dylan and Tyler, live in Woodbury, MN.



**TONY LEO**  
ASSISTANT ATHLETIC TRAINER

Tony Leo is in his 18th season with the Twins organization and his fifth as Assistant Athletic Trainer. Leo attended Bowling Green State University, where he received his B.S. in Sports Management with an Athletic Training emphasis.

A native of Salem, OH, he began his career in 1997 with the GCL Twins. Leo was hired full time in 1998 and served as the trainer for Rookie Elizabethton. He was promoted to Single-A Quad Cities, where he spent the 2000-01 seasons.

Leo was the Trainer for Double-A New Britain from 2002-04, and was named the 2003 Eastern League All-Star trainer. In 2005, Leo was promoted to Triple-A Rochester and selected by MLB to work the Arizona Fall League. He served as the Triple-A Trainer from 2005-10 and selected as the Triple-A All-Star Game trainer in 2009.

Tony, his wife, Jennifer, and their daughter, Olivia, live in Schaumburg, IL.



**LANNING TUCKER**  
ASSISTANT ATHLETIC TRAINER AND REHAB COORDINATOR

Lanning Tucker, 48, is entering his third season in the major leagues as Assistant Athletic Trainer and Rehab Coordinator for the club. His first season in the Twins Minor League system was 1992 and worked at various levels in the Minor Leagues from 1992-98. From 1999 to 2012 he served as the Head Minor League Athletic Trainer and Rehab Coordinator.

Lanning earned his Bachelor's degree at Texas A&M University in 1987 and his Master's degree from the United States Sports Academy in 1992.

Lanning has two sons, Aaron and Bryan, and resides in Ft. Myers, FL.



**PERRY CASTELLANO**  
STRENGTH AND CONDITIONING COACH

Perry Castellano is in his 14th season in the Twins organization and his ninth as the Major League Strength and Conditioning Coach and Director of Strength and Conditioning. His responsibilities include day-to-day instruction for the major league club, as well as developing and designing various programs throughout the entire organization.

Castellano, 55, was the 2010 recipient of the Nolan Ryan Award, given to the MLB Strength Coach of the year.

Perry was also selected to be the American League Strength and Conditioning Coach for the 2014 MLB All-Star Game at Target Field. He received a B.S. in Kinesiology from Pepperdine University in Malibu, CA, and a Master's degree in Management from National University in San Diego. Perry held the position of Minor League Strength and Conditioning Coordinator for his first five seasons until his promotion in 2007. He held the position of Strength and Conditioning Coach for the Texas Rangers in Tulsa, OK, from 2000-01.

Perry, wife, Lori, and sons, Cory (18) and Brady (16), reside in Cape Coral, FL.



# TWINS STAFF



**ROD MCCORMICK**  
EQUIPMENT MANAGER

Rod McCormick is in his 22nd season with the Twins, and his ninth as the club's Equipment Manager. McCormick joined the Twins as a ball boy in 1994, and became the Home Clubhouse Assistant in 1998. He was named home Clubhouse Manager in April 2007.

A graduate of Minnetonka High School, McCormick attended the University of Minnesota from 1993-96. He oversees all the upkeep of team and personal player equipment and the movement of equipment on all road trips and spring training.

Rod, wife, Kristen, and twin sons, Charlie and Parker, reside in Minnetonka, MN.



**JASON LIZAKOWSKI**  
VISITING CLUBHOUSE MANAGER

Jason Lizakowski is in his 18th season with the Twins and fourth as Visiting Clubhouse Manager. Lizakowski joined the Twins as a ball boy in 1998, and became the Visiting Clubhouse Assistant in 2000. He was named Visiting Clubhouse Manager in January of 2012.

A graduate of Rosemount High School in 1991, Lizakowski, along with his father, started a small construction business serving the metro area before joining the Twins in 1998. He oversees all the upkeep of visiting team needs and the movement of equipment in and out of Target Field.

Jason, wife, Katie, and daughter, Ava, reside in Ramsey, MN.



**NATE DAMMANN**  
BULLPEN CATCHER

Nate Dammann is in his ninth season as bullpen catcher for the Twins. His responsibilities include preparing the field for batting practice, as well as catching pitchers in the bullpen prior to and during games. In addition, he assists Twins minor league coaches during Instructional League and has traveled to the Twins Academy in the Dominican Republic to coach minor league players each of the past four off-seasons.

Dammann is a 2004 graduate of Hamline University in St. Paul, with a degree in Secondary Education. He played four years of baseball for the Pipers and also played quarterback on their football team. Prior to joining the Twins, Dammann was a substitute teacher in the Edina Public School District.

Nate, wife, Kate, and daughters, Ada and Avery, reside in St. Paul, MN.



**SEAN HARLIN**  
DIRECTOR, MAJOR LEAGUE VIDEO

Sean Harlin is in his 24th year with the Twins and third as the Director of Major League Video, a position he was named to in December of 2012. Harlin attended St. John's University in Collegeville, MN, where he received his BA in English.

In his role as Director of Major League Video, Harlin is responsible for selecting video and baseball data for coaching and scouting purposes for the major leagues as well as overseeing the Twins minor league video coaching program.

Harlin began his career with the Twins in 1992 as an office services assistant until joining the Twins media relations department, where he served as Manager of Media Relations from 1995-2005.

Sean, his wife, Andrea, and their son, Tadhg, reside in Eagan, MN.



**MIKE HERMAN**  
DIRECTOR, TEAM TRAVEL

Mike Herman is in his 16th season with the Twins, and fourth as Director of Team Travel since being named to the position in 2012. He is responsible for planning and implementing the club's travel needs, including charter aircraft, ground transportation and hotel accommodations for the entire traveling party during spring training and the regular season.

Herman began his career with the Twins as a Media Relations Intern in 1999, before being hired full-time as a Media Relations Assistant at the start of the 2000 season. He also held the positions of Assistant Manager of Media Relations (2001-03) and Manager of Media and Player Relations (2004-06). He was named Director of Baseball Communications in 2007 and served in that role until being named to his current position in June of 2012.

After graduating from Hopkins High School, Herman attended St. Olaf College, where he played baseball and graduated in 1998 with a degree in Communications.

Mike, his wife, Brittany, and their son, Cole, reside in Maple Grove, MN.



T-Mobile®

# DON'T LET A FULL PARK SHUT OUT YOUR DATA



T-Mobile's network has more data capacity per customer than Verizon or AT&T. T-Mobile is designed differently. It's designed Data Strong.™

 #DataStrong •  • T-Mobile.com

T-Mobile®  
OFFICIAL PARTNER



T-Mobile and the magenta color are registered trademarks of Deutsche Telekom AG. ©2014 T-Mobile USA, Inc. Data Strong is a trademark of T-Mobile USA, Inc. MLB trademarks used with permission of applicable MLB entity.





**PLAYERS**





# A.J. ACHTER

**HEIGHT/WEIGHT:** 6-5/205  
**BATS/THROWS:** R/R  
**BORN:** 8/27/88 in Toledo, OH  
**OPENING DAY AGE:** 26  
**RESIDES:** Oregon, OH  
**ACQUIRED:** 46th round, 2010 First-Year Player Draft  
**M.L. SERVICE:** 27 days  
**CONTRACT STATUS:** Signed thru 2015

**RHP 58**

2014		GAME HIGHS		CAREER	
IP: 2.1, 9/15 vs. DET	Walks: 1, 3x, last 9/26 at DET		IP: 2.1, 9/15/14 vs. DET	Walks: 1, 3x, last 9/26/14 at DET	
SO: 1, 3x, last 9/26 at DET	CG: - -		SO: 1, 3x, last 9/26/14 at DET	CG: - -	
Win-Streak: 1, 9/26	Low-Hit: - -		Win-Streak: 1, 9/26/14	Low-Hit: - -	

**PERSONAL:** Adam Joseph Achter (pronounced OCK-ter)...2007 graduate of Clay High School in Oregon, Ohio...attended Michigan State University from 2008-10, going 8-13, 4.29 ERA (214.0 IP, 102 ER) with 119 walks, 148 strikeouts and two complete games in 39 career games (36 starts)...pitched for the Lake Erie Monarchs of the Great Lakes Collegiate Summer League in 2008...in high school, named Clay's 2007 Male Scholar-Athlete of the Year...rated No. 5 high school prospect in Ohio by *Baseball America*...lettered in baseball three times, serving as team captain during junior and senior years...earned three varsity letters in both football and basketball...earned second-team all-league honors after setting school record for touchdown receptions...named second-team All-League in basketball, and holds single-game scoring record with 39 points.

## 2014:

- Began season with Double-A New Britain and appeared in three games before being promoted to Triple-A Rochester April 12.
- Posted 13.2-scoreless innings streak May 20-June 14 for Rochester.
- Went 2-3, 1.74 ERA (46.2 IP, 9 ER) with four saves, 14 walks and 42 strikeouts in 26 games for the Red Wings pre-All-Star break.
- Named to International League All-Star team, allowing one run on two hits (1 home run) in 0.0 innings.
- Held left-handed hitters to a .144 (16-for-111) batting average with just four extra-base hits (0 home runs) for Rochester.
- Ranked second in International League in batting-average-against (.176) and baserunners-per-9.0 innings pitched (8.75).
- Contract selected by Minnesota September 2.
- Made major league debut September 3 vs. Chicago-AL, tossing a scoreless ninth inning.
- Recorded first major league strikeout September 7 vs. Los Angeles-AL, fanning Chris Iannetta.
- Earned first major league win September 26 at Detroit, allowing one run on two hits in 2.0 innings pitched.
- Combined to go 5-4, 2.31 ERA (89.2 IP, 23 ER) with 28 walks and 85 strikeouts at all three levels combined.

**2013:** Began season with Double-A New Britain...named to Eastern League All-Star team...posted a 0.53 ERA (17.0 IP, 1 ER) with seven walks and 16 strikeouts in final 13 games with Rock Cats...promoted to Triple-A Rochester twice in a one-week span during early July and eventually finished the season there...posted a 1.62 ERA (16.2 IP, 3 ER) in final 12 appearances for Red Wings...pitched in the Arizona Fall League for the Glendale Desert Dogs, going 1-1, 5.25 ERA (12.0 IP, 7 ER) with four walks and 10 strikeouts.

**2012:** Began season with Single-A Beloit and posted a 0.56 ERA (16.0 IP, 1 ER) with five walks and 19 strikeouts in seven April games...named to Midwest League All-Star team...went 3-1, 2.48 ERA (40.0 IP, 11 ER) in 18 games (1 start) for Snappers and was promoted to Single-A Ft. Myers June 26...15 of 19 appearances for the Miracle were scoreless...converted six of eight save opportunities for the Miracle...posted a 0.79 ERA (34.1 IP, 3 ER) in 19 games...held left-handed hitters to a .167 (9-for-54) average and right-handers to a .169 (12-for-71) average while at Ft. Myers.

**2011:** Played entire season with Single-A Beloit...struck out 13 batters with no walks in 7.0 innings pitched August 19 at Kane County...struck out 10 in 5.1 innings pitched August 29 at Clinton...pitched in 19 games for the Snappers.

**2010:** Began professional career with Rookie Elizabethton...pitched in four games, posting a 4.91 ERA over 7.1 innings pitched.

**PROFESSIONAL:** Selected by the Twins in the 46th round of the 2010 First-Year Player Draft; signed by scout Jeff Pohl...became the second-lowest Twins draft pick to ever play for the Twins (Denny Hocking - 52nd round in 1989 draft).

## TWINS ALL-TIME DRAFTTEES

### LOWEST DRAFT PICKS TO EVER REACH MLB WITH TWINS

PLAYER	DRAFT	ROUND
Denny Hocking	1989	52
<b>A.J. Achter</b>	<b>2010</b>	<b>46</b>
Bob Gebhard	1965	44
Brian Raabe	1990	41
Anthony Slama	2006	39



### ACHTER'S PITCHING RECORD

YEAR	CLUB	W-L	ERA	G	GS	CG	SH	SV	IP	H	R	ER	HR	HB	BB	SO	WP	BK	BAA
2010	Elizabethton	1-0	4.91	4	0	0	0	0	7.1	7	4	4	0	1	3	8	2	1	.250
2011	Beloit	5-8	4.52	19	19	0	0	0	99.2	97	59	50	13	4	35	108	6	1	.256
2012	Beloit	3-1	2.48	18	1	0	0	0	40.0	33	17	11	5	1	12	49	5	0	.226
	Ft. Myers	2-1	0.79	19	0	0	0	6	34.1	21	8	3	0	0	3	37	5	1	.168
2013	New Britain	2-0	2.21	25	0	0	0	3	36.2	28	10	9	3	1	19	36	3	1	.209
	Rochester	1-2	3.04	16	0	0	0	1	23.2	17	9	8	4	0	14	20	0	0	.198
2014	New Britain	0-0	0.00	3	0	0	0	1	6.2	3	0	0	0	0	1	11	0	0	.136
	Rochester	4-4	2.38	40	0	0	0	6	72.0	44	20	19	4	2	24	69	3	1	.176
	<b>MINNESOTA</b>	<b>1-0</b>	<b>3.27</b>	<b>7</b>	<b>0</b>	<b>0</b>	<b>0</b>	<b>0</b>	<b>11.0</b>	<b>14</b>	<b>7</b>	<b>4</b>	<b>2</b>	<b>0</b>	<b>3</b>	<b>5</b>	<b>0</b>	<b>0</b>	<b>.304</b>
	Minor League Totals	18-16	2.92	144	20	0	0	17	320.1	250	127	104	29	9	111	338	24	5	.214
	Major League Totals	1-0	3.27	7	0	0	0	0	11.0	14	7	4	2	0	3	5	0	0	.304

### ACHTER'S CAREER FIELDING RECORD

POSITION	PCT	G	PO	A	E	TC	DP	PB
Pitcher	1.000	7	0	1	0	1	0	—

### AMERICAN LEAGUE CENTRAL HISTORY

YEAR	CHAMPION	RECORD	TWINS FINISH
1994*	Chicago White Sox	67-46	Fourth place with a record of 53-60, 15.0 games back
1995	Cleveland Indians	100-44	Fifth place with a record of 56-88, 44.0 games back
1996	Cleveland Indians	78-84	Fourth place with a record of 78-84, 21.5 games back
1997	Cleveland Indians	86-75	Fourth place with a record of 68-94, 18.5 games back
1998	Cleveland Indians	89-73	Fourth place with a record of 70-92, 19.0 games back
1999	Cleveland Indians	97-65	Fifth place with a record of 63-97, 33.0 games back
2000	Chicago White Sox	95-67	Fifth place with a record of 69-93, 26.0 games back
2001	Cleveland Indians	91-71	Second place with a record of 85-77, 6.0 games back
2002	Minnesota Twins	94-67	Lost 4 games to 1 in the ALCS to the Anaheim Angels
2003	Minnesota Twins	90-72	Lost 3 games to 1 in the ALDS to the New York Yankees
2004	Minnesota Twins	92-70	Lost 3 games to 1 in the ALDS to the New York Yankees
2005	Chicago White Sox	99-63	Third place with a record of 83-79, 16.0 games back
2006	Minnesota Twins	96-66	Swept in three games in the ALDS by the Oakland Athletics
2007	Cleveland Indians	96-66	Third place with a record of 79-83, 17.0 games back
2008	Chicago White Sox	89-74	Second place with a record of 88-75, 1.0 game back
2009	Minnesota Twins	87-76	Swept in three games in the ALDS by the New York Yankees
2010	Minnesota Twins	94-68	Swept in three games in the ALDS by the New York Yankees
2011	Detroit Tigers	95-67	Fifth place with a record of 63-99, 32.0 games back
2012	Detroit Tigers	88-74	Fifth place with a record of 66-96, 22.0 games back
2013	Detroit Tigers	93-69	Fourth place with a record of 66-96, 27.0 games back
2014	Detroit Tigers	90-72	Fifth place with a record of 70-92, 20.0 games back

\*Season cut short due to work stoppage





# OSWALDO ARCIA

**HEIGHT/WEIGHT:** 6-0/225

**BATS/THROWS:** L/R

**BORN:** 5/9/91 in Anaco, VZ

**OPENING DAY AGE:** 23

**RESIDES:** Anaco Anzoategui, VZ

**ACQUIRED:** Signed as an undrafted free agent, 7/4/07

**M.L. SERVICE:** 1 year, 132 days

**CONTRACT STATUS:** Signed thru 2015

OF

31

2014		GAME HIGHS		CAREER	
Hits: 3, 2x, last 9/19 vs. CLE	HR: 2, 8/12 at HOU		Hits: 4, 5/8/13 at BOS	HR: 2, 8/12/14 at HOU	
RBI: 4, 2x, last 6/5 vs. MIL	Grand Slam: 1, 6/5 vs. MIL		RBI: 6, 9/22/13 at OAK	Grand Slam: 1, 6/5/14 vs. MIL	
Hit-Strike: 10, 4/3-6/2	SB: 1, 7/4 vs. NYY		Hit-Strike: 10, 4/3-6/2/14	SB: 1, 2x, last 7/4/14 vs. NYY	

**PERSONAL:** Oswaldo Celestino Arcia (pronounced ARR-see-ya)...wife, Karla...daughter, Maria Fernanda (6/25/08), and son, Oswell Daniel (7/29/14)...signed as a 16-year-old from Venezuela in 2007...brother Orlando Arcia is infielder in Milwaukee's organization.

## 2014:

- Made Twins Opening Day roster for first time in his career, playing rightfield and batting seventh on Opening Day March 31 at Chicago-AL.
- Played four games before being placed on 15-day disabled list April 9 with a right wrist strain.
- Returned from rehab assignment, reinstated from 15-day disabled list and optioned to Triple-A Rochester May 14.
- Played in 22 games for the Red Wings, hitting .312 (24-for-77) with seven doubles, five home runs and 18 RBI.
- Recalled from Rochester May 26.
- Hit .378 (17-for-45) with four doubles, four home runs and 12 RBI in first 11 games following recall.
- Recorded a career-high 10-game hit-streak (began pre-DL stint) April 3-June 2.
- Hit first career grand slam June 5 vs. Milwaukee, only grand slam for Twins in 2014.
- Missed game July 29 to stay in the Twin Cities for the birth of son, Oswell Daniel, born in the early morning hours that same day.
- Hit a home run August 3 at Chicago-AL along with Chris Parmelee and Eric Fryer as part of a back-to-back-to-back effort, the first for the Twins since 2001.
- Hit seven home runs in August, tied for fourth most in the AL; also had 23 RBI in the month, tied for sixth most in the AL.
- Recorded first career two-homer game August 12 at Houston.
- Homered in three straight games for the second time in career August 17-19 vs. Kansas City and Cleveland.
- Hit 13 home runs with 35 RBI from August 3 through the end of the season; the 13 homers ranked third in the AL in that span and 35 RBI were tied for sixth most.
- Hit .249 (60-for-241) with 31 extra-base hits (17 home runs) off right-handed pitching and .198 (26-for-131) with eight extra-base hits (3 home runs) off left-handed pitching.
- Ranked second on the Twins in home runs (20) and fourth in RBI (57).

**2013:** Participated in Twins major league spring training and was optioned March 15...began the season with Triple-A Rochester, batting .414 (12-for-29) with two doubles, three home runs and eight RBI in nine games...recalled April 15 when Wilkin Ramirez was placed on Paternity List...made major league debut April 15 vs. Los Angeles-AL, batting seventh and playing leftfield...recorded first major league hit, singling off Joe Blanton in the second inning...optioned back to Rochester upon Ramirez's return...played one game and was recalled April 17 when the Twins placed Darin Mastroianni on the 15-day disabled list...hit first career home run April 23 vs. Miami (Game 1), a three-run shot in the fourth inning off Jose Fernandez...at 21 years, 11 months and 14 days, he became the youngest Twin since Joe Mauer on June 6, 2004 (21 years, 1 month and 18 days) to hit his first major league home run...hit second career home run April 26 vs. Texas, another three-run shot, in the ninth inning off Joe Nathan...celebrated his 22nd birthday May 9 at Boston, hitting a two-run homer and a triple, becoming the first Twin since Ron Coomer (August 19, 1995 at DET) to homer and triple in one game within his first 18 career games...hit .328 (21-for-64) with five doubles and 10 RBI in 18 June games...entered the All-Star break as the AL rookie leader in RBI (25), was tied for second in doubles (11), tied for third in home runs (6), fourth in hits (53), fifth in games (59) and batting average (.257), and seventh in runs scored (20)...optioned to Triple-A Rochester July 14...batted .375 (15-for-40) with four home runs and 13 RBI in his return to Rochester...recalled by Minnesota August 2...hit safely in season-high nine straight games August 7-15, including homering in three straight August 9-10 (doubleheader vs. Chicago-AL on 9th)...recorded six RBI September 22 at Oakland, tying a Twins rookie record, originally set by Tony Oliva in 1964; it was most for a Twin since Mauer had seven in July 2010...finished with 14 home runs, tying him with Tim Lincecum (1984) for 10th most for a rookie in Twins history and most since Marty Cordova had 24 in 1995...led



American League rookies in home runs, second in slugging percentage (.430), tied for second in extra-base hits (33), third in RBI (43), fourth in total bases (151), tied for fourth in doubles (17), tied for sixth in multi-hit games (24), seventh in hits (88) and eighth in batting average (.251).

**2012:** Started the season with Single-A Ft. Myers, hitting .309 (64-for-207) in 55 games...named Twins minor league Player of the Month for May, batting .358 (39-for-109) with 10 doubles, one triple, four home runs, 18 RBI, six walks and 10 runs scored; second career Player of the Month honor...named Florida State League Player of the Week May 28-June 3, batting .571 (12-for-21) with three home runs and seven RBI in six games...selected to Florida State League All-Star Game; participated in the Home Run Derby...promoted to Double-A New Britain June 18...named Twins minor league Player of the Week for the week ending July 20, batting .370 (10-for-27) with two doubles, three home runs, seven RBI and eight runs scored in eight games...named Eastern League Player of the Week August 6-12, batting .455 (10-for-22) with five doubles, two home runs, 11 RBI, four runs scored and six walks in seven games...named Eastern League Player of the Week for the second time August 27-September 3, batting .382 (13-for-34) with one double, two triples, two home runs, 10 RBI, eight runs scored and two walks in eight games...selected to All-Star Futures Game in Kansas City, going 1-for-2 with an RBI double for Team World...recorded three grand slams for New Britain: July 19 at Harrisburg, August 7 at Binghamton and August 26 at New Hampshire...batted .338 (114-for-337) against right-handed pitching, the second highest in the organization...recipient of the Sherry Robertson Award for the Twins minor league Player of the Year, voted on by the Twin Cities chapter of the BBWAA...hit .320 (150-for-469) with 36 doubles, eight triples, 17 home runs, 98 RBI, 76 runs scored and a .388 on-base percentage in 124 games at Ft. Myers and New Britain combined...recorded 40 multi-hit games between Single-A and Double-A...led Twins minor leaguers in hits (150) and total bases (253), was second in doubles (36) and RBI (98), fourth in runs scored (76), triples (8) and batting average (.320); fifth in home runs (17), and sixth in walks (51)...ranked sixth best prospect in the Eastern League and seventh best prospect in the Florida State League by *Baseball America* following the 2012 season...named to the *Baseball America* minor league All-Star Second Team...named a Double-A All-Star outfielder by Topps and Minor League Baseball, and an outfielder on MiLB.com Twins organizational All-Star team...ranked third best prospect in the Twins organization by *Baseball America* entering the 2013 season.

**2011:** Began season with Single-A Beloit and hit .352 (25-for-71) in 20 games for the Snappers...named Midwest Player of the Week, batting .480 (12-for-25) with four home runs, eight RBI and nine runs scored in six games April 25-May 1...placed on disabled list with right UCL strain May 1...went on rehab assignment with GCL Twins and was reinstated June 26...transferred to Single-A Ft. Myers June 26 and recorded four hits and three RBI (5 at-bats) in his ninth game with the Miracle...hit second professional grand slam August 8 at Palm Beach...played two games for Tigres de Aragua in the Venezuelan Winter League...added to the Twins 40-man roster in November...ranked fifth best prospect in the Twins organization by *Baseball America* entering the 2012 season.

**2010:** Spent season with Rookie Elizabethton...homered in each of his first three games...named the Appalachian League Player of the Week June 21 and July 12...named Twins minor league Player of the Week for the week ending July 23, batting .375 (12-for-32) with five doubles, two home runs, six RBI, nine runs scored and three walks in eight games...named Twins minor league Player of the Month for July, batting .376 (47-for-125) with 13 doubles, eight home runs, 25 RBI, 24 runs scored and eight walks in 30 games...batted .330 (29-for-88) against left-handed pitching and .398 (68-for-171) against right-handers...led team in batting average (.375), slugging percentage (.672), doubles (21), home runs (14) and RBI (57)...had 30 multi-hit games...led Appalachian League in batting average, RBI, hits (97), on-base percentage (.424), slugging percentage, extra-base hits (97), was second in home runs and triples (7), and third in doubles and runs scored (47)...named *Baseball America* Rookie All-Star, Rookie Player of the Year and third ranked prospect in Appalachian League...ranked ninth best prospect in the Twins organization by *Baseball America*...named to Topps' Short-Season/Rookie All-Star team...named to MiLB.com's 2010 Twins organizational All-Star team.

**2009:** Led GCL Twins in games (44), hits (46), doubles (11) and slugging percentage (.455) and was second in at-bats (167), runs (20), RBI (24) and stolen bases (8)...played three games with Tigres de Aragua of the Venezuelan Winter League...ranked 18th best prospect in Twins organization by *Baseball America* entering 2010 season.

**2008:** Spent first professional season with DSL Twins...hit first professional home run July 15 at DSL Cubs...hit first professional grand slam July 31 vs. DSL White Sox...split time defensively between leftfield and centerfield...tied for team lead in RBI (36).

**PROFESSIONAL:** Signed as an undrafted free agent July 4, 2007; signed by scout Jose Leon.

### ARCIA'S PLAYING RECORD

YEAR	CLUB	AVG	G	AB	R	H	2B	3B	HR	RBI	SH	SF	HB	BB	SO	SB	CS	E	OBP
2008	DSL Twins	.293	61	229	38	67	12	4	4	36	0	1	2	16	27	8	7	3	.343
2009	GCL Twins	.275	44	167	20	46	11	2	5	24	0	3	2	15	18	8	0	0	.337
2010	Elizabethton	.375	64	259	47	97	21	7	14	51	0	1	4	19	67	4	4	0	.424
2011	GCL Twins	.500	2	8	1	4	1	1	0	1	0	0	0	0	1	0	0	0	.500
	Beloit	.352	20	71	18	25	8	1	5	18	0	1	0	9	16	2	2	0	.420
	Ft. Myers	.263	59	213	27	56	14	2	8	32	0	2	3	9	53	1	1	3	.300
2012	Ft. Myers	.309	55	207	22	64	16	3	7	31	1	3	1	23	45	1	3	2	.376
	New Britain	.328	69	262	54	86	20	5	10	67	0	4	5	28	62	3	2	5	.398
2013	Rochester	.313	38	128	25	40	6	0	10	30	0	1	4	22	37	2	1	0	.426
	MINNESOTA	.251	97	351	34	88	17	2	14	43	0	0	4	23	117	1	2	2	.304
2014	Rochester	.312	22	77	16	24	7	0	5	18	0	1	2	5	17	1	0	0	.365
	MINNESOTA	.231	103	372	46	86	16	3	20	57	0	1	6	31	127	1	2	5	.300
	Minor League Totals	.314	434	1621	268	509	116	25	68	308	1	17	23	146	343	30	20	13	.375
	Major League Totals	.241	200	723	80	174	33	5	34	100	0	1	10	54	244	2	4	7	.302

### ARCIA'S CAREER FIELDING RECORD

POSITION	PCT	G	PO	A	E	TC	DP	PB
Outfield	.975	102	191	8	5	204	0	—





# JAMES BERESFORD

**HEIGHT/WEIGHT:** 6-1/170

**BATS/THROWS:** L/R

**BORN:** 1/19/89 in Mount Waverly, AUS

**OPENING DAY AGE:** 26

**RESIDES:** Glen Waverly, AUS

**ACQUIRED:** Signed as an undrafted free agent, 8/13/05

**M.L. SERVICE:** None

**CONTRACT STATUS:** Signed thru 2015

NON-ROSTER INVITE

INF 30

**PERSONAL:** James Richard Beresford (pronounced BEAR-ess-ferd)...attended Wesley College in Melbourne, Victoria (Australia)...played with Waverly Baseball Club in Australia and was named club Most Valuable Player before signing with the Twins in 2005...younger brother Simon was drafted by Milwaukee in 32nd round of 2002 First-Year Player Draft.

## 2014:

- Was invitee to Twins spring training, reassigned to minor league camp March 16 and spent entire season at Triple-A Rochester.
- Hit second career home run and first of season May 5 at Columbus...went 1,670 plate appearances between first and second career homers (previous in 2010).
- Recorded career-high four RBI twice: May 5 at Columbus and June 19 vs. Pawtucket.
- Hit safely in season-high 12 straight games June 3-15, hitting .347 (17-for-49) with three doubles, one triple, three RBI and 11 runs scored during streak.
- Hit third career home run and second of season July 17 at Norwich...went just 281 plate appearances between second and third career homers.
- Hit .293 (104-for-355) with 25 extra-base hits off right-handed pitching and .237 (36-for-152) with seven extra-base hits off left-handed pitching.
- Played 128 games at second base, committing 11 errors; played three games at third base.
- Set career-highs in doubles (28) and extra-base hits (32).
- Ranked sixth in the International League in hits (140) and ninth in games (131).

**2013:** Represented team Australia in the World Baseball Classic, hitting .182 (2-for-11) with one walk in three games...earned an invite to Twins spring training, reassigned to minor league camp March 14 and reported to Double-A New Britain...hit .319 (22-for-69) in 21 April games and .333 (23-for-69) in 18 May games...placed on 7-day disabled list May 4 with a groin strain; reinstated May 17...hit safely in 19 of final 24 games for the Rock Cats and was promoted to Triple-A Rochester June 10...hit .351 (20-for-57) with 14 runs scored in 18 July games and .303 (27-for-89) in 24 August games...combined to hit .306 (109-for-356) in 103 games between both levels, including a .336 (96-for-286) average against right-handed pitching and a .186 (13-for-70) average against left-handers.

**2012:** Spent entire season with Double-A New Britain...led the Rock Cats in games played at second base (53) and shortstop (60)...finished season first on the team in sacrifice hits (7); fifth in games played (114), hits (98) and walks (35); and tied for fourth in triples (3)...committed just 10 errors on the season in 491 total chances (.980 fielding percentage)...named to 2013 Australian roster for World Baseball Classic.

**2011:** Spent entire season with Single-A Ft. Myers...led team in games (131), at-bats (485) and hits (131) for second consecutive season...hit .358 (39-for-109) with four doubles, nine RBI and 16 walks in July, hitting safely in 23 of 29 games.

**2010:** Spent entire season with Single-A Beloit...led team in games (126), at-bats (491), hits (146) and was second in runs (70) and batting average (.297)...went 14-for-14 in stolen base attempts...started the season hitting .057 (2-for-35) in first 10 games April 8-20...raised overall batting average .082 points in May (.164 to .246), batting .291 (32-for-110) with four doubles and nine RBI...hit first career home run July 11 against Quad Cities...played in the Australian Baseball League over the winter for Melbourne, batting .421 (16-for-38).

**2009:** Spent entire season with Single-A Beloit...led organization in sacrifice hits (17) and team in at-bats (450) and hits (130), and was second in games (114), runs (52) and stolen bases (15)...had first career four-hit game July 16 vs. Burlington...named Beloit's 2009 Player of the Year...represented team Australia in the World Baseball Classic, batting .444 (4-for-9) with a double and four RBI in three games.

**2008:** Spent entire season with Rookie Elizabethton...led team in sacrifice hits (5).

**2007:** Started professional career in Rookie Gulf Coast League, batting .288 (40-for-139) with a .349 on-base percentage.

**2006:** Disabled entire season with surgery to repair torn labrum in right shoulder.

**PROFESSIONAL:** Signed as an undrafted free agent, August 13, 2005; signed by Twins scout Howard Norsetter.



## BERESFORD'S PLAYING RECORD

YEAR	CLUB	AVG	G	AB	R	H	2B	3B	HR	RBI	SH	SF	HB	BB	SO	SB	CS	E	OBP
2006		DID NOT PLAY - INJURED																	
2007	GCL Twins	.288	45	139	22	40	2	0	0	14	6	0	1	12	23	7	2	12	.349
2008	Elizabethton	.246	55	179	26	44	5	1	0	23	5	0	2	25	35	1	4	23	.345
2009	Beloit	.289	114	450	52	130	11	0	0	38	17	1	3	34	70	15	11	25	.342
2010	Beloit	.297	126	491	70	146	19	5	1	59	7	2	6	34	56	14	14	18	.349
2011	Ft. Myers	.270	131	485	51	131	12	1	0	37	9	6	2	43	63	4	8	20	.328
2012	New Britain	.266	114	369	38	98	12	3	0	25	7	1	1	35	53	3	3	10	.330
2013	New Britain	.316	45	158	21	50	5	0	0	19	4	3	2	14	22	5	0	4	.373
	Rochester	.298	58	198	34	59	7	1	0	21	5	1	2	16	29	5	2	4	.355
2014	Rochester	.276	131	507	65	140	28	2	2	47	8	4	1	36	75	7	4	11	.323
Minor League Totals		.282	819	2976	379	838	101	13	3	283	68	18	20	249	426	61	48	127	.339

## BERESFORD'S WORLD BASEBALL CLASSIC RECORD

YEAR	CLUB	AVG	G	AB	R	H	2B	3B	HR	RBI	SH	SF	HB	BB	SO	SB	CS	E	OBP
2009	Australia	.444	3	9	0	4	1	0	0	4	0	1	0	0	0	0	0	1	.400
2013	Australia	.182	3	11	0	2	0	0	0	0	0	0	0	1	1	0	0	1	.250
WBC Totals		.300	6	20	0	6	1	0	0	4	0	1	0	1	1	0	0	2	.318

## MISCELLANEOUS BASEBALL TERMINOLOGY

**WHIP:** Walks and hits per innings pitched = add a pitchers walk total with his hit total and divide by the amount of innings pitched.

**QUALITY STARTS:** A starting pitcher logs at least 6.0 innings and allows three-or-fewer earned runs in an outing.

**TOTAL BASES:** Number of bases a hitter gains via hits only...single = 1, double = 2, triple = 3, home run = 4.

**AT-BAT vs. PLATE APPEARANCE:** Plate appearance refers to any time a batter completes a turn batting. (NOTE: A plate appearance cannot be logged if a preceding runner was out on the base paths for a third out or the game ends with a runner scoring from third on a wild pitch or balk). At-bat refers to any turn batting that does not result in a walk, hit by pitch, sac-fly or sac-hit (bunt).

**OPS:** A player's on-base percentage plus his slugging percentage. MLB average in 2014 was .700. Major League Baseball's leader was Detroit's Victor Martinez with .974.

**CLOSE AND LATE:** A situation in which the game is in the seventh inning-or-later and the team batting is either leading by one run, tied, or has the potential tying run on base, at-bat, or on deck.

**TIMES ON BASE:** Includes the total number of times a hitter reaches base as result of a hit, walk, or hit by pitch...does not include times a hitter reaches via error or fielder's choice.

**CATCHER'S ERA:** The earned run average of a team's pitchers with a particular catcher behind the plate. To compute, multiply nine by the earned runs allowed by the pitchers for that specific catcher, then divide that figure by his innings caught.

**HOLD:** Credited to a relief pitcher who enters a game in a save situation, records at least one out and leaves the game never having surrendered the lead. NOTE: A pitcher cannot finish a game and earn a hold.





# DOUG BERNIER

**HEIGHT/WEIGHT:** 6-1/185  
**BATS/THROWS:** R/R  
**BORN:** 6/24/80 in Santa Maria, CA  
**OPENING DAY AGE:** 34  
**RESIDES:** Palm Beach Gardens, FL  
**ACQUIRED:** Signed as minor league free agent, 2/1/13  
**M.L. SERVICE:** 112 days  
**CONTRACT STATUS:** Signed thru 2015

NON-ROSTER INVITE

INF

17

2014		GAME HIGHS		CAREER	
Hits: 1, 2x, last 9/22 vs. ARI	HR: --		HR: --	Hits: 2, 8/25/13 at CLE	HR: --
RBI: --	Grand Slam: --			RBI: 1, 5x, last 9/1/13 at TEX	Grand Slam: --
Hit-Strike: 1, 2x, last 9/22	SB: --			Hit-Strike: 4, 2x, last 8/16-9/1/13	SB: 1, 2x, last 8/4/13 vs. HOU

**PERSONAL:** Douglas Howell Bernier (pronounced ber-NEER)...graduate of St. Joseph High School in Santa Maria, CA...attended Oral Roberts University from 2001-02, hitting .332 (136-for-410) with 16 doubles, two triples, one home run, 72 RBI and 98 runs scored in 128 games; named First Team All-Mid Continent Conference as senior...founder of ProBaseballInsider.com, a website that teaches baseball players skills and fundamentals...made major league debut with Colorado in 2008 as 27-year-old.

## 2014:

- Was an invitee to Twins spring training, was reassigned to minor league camp March 24 and began season with Triple-A Rochester for the second straight season.
- Hit .357 (20-for-56) with eight extra-base hits and nine RBI in 19 April games.
- Tied career-high with 11-game hitting streak July 20-30, batting .362 (17-for-47) with six doubles and four RBI during the streak.
- Hit second career grand slam June 30 vs. Norwich (other in 2008).
- Fell a single short of the cycle July 2 at Pawtucket, setting a career-high with nine total bases.
- Led the Red Wings with 54 RBI.
- Had contract purchased by Minnesota September 2.
- Played seven games for the Twins in September, going 2-for-7 (.286) with a walk.
- Outrighted off 40-man roster October 13.

**2013:** Started season with Triple-A Rochester...recorded a nine-game hit-streak June 2-10, batting .367 (11-for-30); first nine-plus game hit-streak since April 24-May 5, 2005 with Double-A Tulsa...41 RBI with Rochester were the second highest RBI total of his career and most since 2008 (42 with Triple-A Colorado Springs)...played 45 straight games without going back-to-back games without a hit, May 28 to end of the season with Rochester...set single-game career-high with four RBI twice: April 25 at Syracuse and June 19 vs. Scranton/Wilkes-Barre...hit .350 (35-for-100) with 14 extra-base hits (10 doubles, 3 triples, 1 home run) and 15 RBI in 29 June games...had career-high 11-game hitting streak June 26-July 7, batting .381 (16-for-42) during the streak...had career-high five hits April 25 at Syracuse...hit .338 (48-for-142) with 18 extra-base hits (12 doubles, 5 triples, 1 home run), 29 runs and 20 RBI from June 1 to promotion to Minnesota July 14...recorded a hit in 34 of 40 games over that span...made Twins debut July 21 vs. Cleveland as a defensive replacement, playing third base...recorded first career major league hit and RBI, with a double off Joe Blanton July 22 at Los Angeles-AL...outrighted to Triple-A Rochester October 4.

**2012:** Spent entire season with Triple-A Scranton/Wilkes-Barre (New York-AL)...recorded season-high six-game hitting streak April 7-14...placed on 7-day disabled list with a left oblique strain May 7-June 6...placed on 7-day disabled list with a right great toe infection August 22-September 1.

**2011:** Spent entire season with Scranton/Wilkes-Barre after signing as a minor league free agent December 14, 2010...hit .304 (14-for-46) in 16 June games...recorded season-high four hits July 4 vs. Lehigh Valley...recorded season-high four RBI July 25 at Buffalo.

**2010:** Spent entire season with Triple-A Indianapolis (Pittsburgh) after signing as a minor league free agent January 29, 2010...placed on 7-day disabled list with a right ankle sprain April 8-22...placed on 7-day disabled list with a left ankle sprain July 13-22...declared free agency November 6.

**2009:** Spent the entire season with Triple-A Scranton/Wilkes-Barre after signing as a minor league free agent December 3, 2008...placed on 7-day disabled list with left ankle sprain August 6-17...placed on 7-day disabled list again with a left ankle sprain August 19-September 1...declared free agency November 9.

**2008:** Started season with Triple-A Colorado Springs (Colorado)...recorded first career two-homer game June 2 vs. Sacramento...played 54 games for the Sky Sox before having his contract selected by Colorado June 17...made major league debut as defensive replacement June 17 vs. Cleveland...went 0-for-4 in second career game, first career start, June 19 vs. Cleveland, batting eighth and playing second base...optioned back to Colorado Springs June 20.



**2007:** Spent entire season with Triple-A Colorado Springs...hit .310 (67-for-216), his highest single-season minor league batting average.

**2006:** Spent entire season with Double-A Tulsa (Colorado), hitting .280 (69-for-246) with 16 doubles and three triples in 87 games.

**2005:** Started season with Double-A Tulsa and hit .302 (26-for-86) through first 27 games of the season...led Texas League shortstops with a .974 fielding percentage.

**2004:** Spent entire season with Single-A Visalia (Colorado), hitting .272 (95-for-349) with 13 doubles in 102 games.

**2003:** Spent entire season with Single-A Visalia...finished fifth in California League in walks (64).

**2002:** Spent entire season with Single-A Tri-City (Colorado)...led Northwest League in walks (58).

**PROFESSIONAL:** Signed by Colorado as an undrafted free agent June 12, 2002; signed by scout Dar Cox.

### BERNIER'S PLAYING RECORD

YEAR	CLUB	AVG	G	AB	R	H	2B	3B	HR	RBI	SH	SF	HB	BB	SO	SB	CS	E	OBP
2002	Tri-City	.197	64	208	26	41	5	0	1	24	8	1	4	58	55	3	4	2	.380
2003	Visalia	.201	84	268	50	54	5	0	0	21	6	1	2	64	63	12	2	0	.358
2004	Visalia	.272	102	349	56	95	13	1	3	24	3	0	2	45	94	5	4	14	.359
2005	Tulsa	.203	117	369	33	75	14	2	3	39	11	7	8	46	103	1	4	14	.300
2006	Tulsa	.280	87	246	44	69	16	3	1	27	9	2	2	30	46	4	1	10	.361
2007	Colorado Springs	.310	97	216	27	67	15	0	2	27	2	2	1	31	51	4	2	6	.396
2008	Colorado Springs	.255	110	337	58	86	10	4	9	42	5	4	8	64	79	1	2	7	.383
	<b>COLORADO</b>	<b>.000</b>	<b>2</b>	<b>4</b>	<b>0</b>	<b>0</b>	<b>0</b>	<b>0</b>	<b>0</b>	<b>0</b>	<b>0</b>	<b>0</b>	<b>0</b>	<b>0</b>	<b>1</b>	<b>0</b>	<b>0</b>	<b>0</b>	<b>.000</b>
2009	Scranton/Wilkes-Barre	.181	79	227	33	41	9	2	0	20	4	1	7	34	71	1	0	5	.305
2010	Indianapolis	.240	69	200	24	48	14	0	1	15	7	1	1	17	48	6	1	9	.301
2011	Scranton/Wilkes-Barre	.237	95	291	32	69	13	4	0	29	4	1	3	37	78	4	1	6	.328
2012	Scranton/Wilkes-Barre	.201	58	174	13	35	9	0	0	10	6	1	0	27	49	1	2	5	.307
2013	Rochester	.295	92	302	47	89	15	5	3	41	10	3	7	31	74	4	2	6	.370
	<b>MINNESOTA</b>	<b>.226</b>	<b>33</b>	<b>53</b>	<b>9</b>	<b>12</b>	<b>3</b>	<b>0</b>	<b>0</b>	<b>5</b>	<b>2</b>	<b>0</b>	<b>1</b>	<b>8</b>	<b>15</b>	<b>2</b>	<b>1</b>	<b>0</b>	<b>.339</b>
2014	Rochester	.280	124	404	53	113	25	2	6	54	12	5	5	40	78	5	4	12	.348
	<b>MINNESOTA</b>	<b>.286</b>	<b>7</b>	<b>7</b>	<b>2</b>	<b>2</b>	<b>0</b>	<b>0</b>	<b>0</b>	<b>0</b>	<b>0</b>	<b>0</b>	<b>1</b>	<b>1</b>	<b>2</b>	<b>0</b>	<b>0</b>	<b>0</b>	<b>.444</b>
	<b>Minor League Totals</b>	<b>.246</b>	<b>1178</b>	<b>3591</b>	<b>496</b>	<b>882</b>	<b>163</b>	<b>23</b>	<b>29</b>	<b>373</b>	<b>87</b>	<b>29</b>	<b>50</b>	<b>524</b>	<b>889</b>	<b>51</b>	<b>29</b>	<b>96</b>	<b>.347</b>
	<b>National League Totals</b>	<b>.000</b>	<b>2</b>	<b>4</b>	<b>0</b>	<b>0</b>	<b>0</b>	<b>0</b>	<b>0</b>	<b>0</b>	<b>0</b>	<b>0</b>	<b>0</b>	<b>0</b>	<b>1</b>	<b>0</b>	<b>0</b>	<b>0</b>	<b>.000</b>
	<b>American League Totals</b>	<b>.233</b>	<b>40</b>	<b>60</b>	<b>11</b>	<b>14</b>	<b>3</b>	<b>0</b>	<b>0</b>	<b>5</b>	<b>2</b>	<b>0</b>	<b>2</b>	<b>9</b>	<b>17</b>	<b>2</b>	<b>1</b>	<b>0</b>	<b>.352</b>
	<b>Major League Totals</b>	<b>.219</b>	<b>42</b>	<b>64</b>	<b>11</b>	<b>14</b>	<b>3</b>	<b>0</b>	<b>0</b>	<b>5</b>	<b>2</b>	<b>0</b>	<b>2</b>	<b>9</b>	<b>18</b>	<b>2</b>	<b>1</b>	<b>0</b>	<b>.333</b>

### BERNIER'S CAREER FIELDING RECORD

POSITION	PCT	G	PO	A	E	TC	DP	PB
Shortstop	1.000	23	18	50	0	68	9	—
Third Base	1.000	7	0	2	0	2	0	—
Second Base	1.000	8	8	7	0	15	1	—
<b>Totals</b>	<b>1.000</b>	<b>39</b>	<b>26</b>	<b>59</b>	<b>0</b>	<b>85</b>	<b>10</b>	<b>—</b>

### TWINS AND SENATORS FRANCHISE RECORDS BY DECADE

TEAM(S)	YEARS	RECORD	WINNING %
Washington Senators	1901-1909	480-833	.366
Washington Senators	1910-1919	755-737	.506
Washington Senators	1920-1929	792-735	.519
Washington Senators	1930-1939	806-722	.527
Washington Senators	1940-1949	677-858	.441
Washington Senators	1950-1959	640-898	.416
Washington Senators/Minnesota Twins	1960-1969	862-747	.536
Minnesota Twins	1970-1979	812-794	.506
Minnesota Twins	1980-1989	733-833	.468
Minnesota Twins	1990-1999	718-833	.463
Minnesota Twins	2000-2009	863-758	.532
Minnesota Twins	2010-present	359-451	.443
<b>TOTALS</b>		<b>8497-9199</b>	<b>.480</b>





# JOSE BERRIOS

**HEIGHT/WEIGHT:** 6-0/187

**BATS/THROWS:** R/R

**BORN:** 5/27/94 in Bayamon, PR

**OPENING DAY AGE:** 20

**RESIDES:** Bayamon, PR

**ACQUIRED:** 1st round (32nd overall), 2012 First-Year Player Draft

**M.L. SERVICE:** None

**CONTRACT STATUS:** Signed thru 2015

NON-ROSTER INVITE

RHP **68**

**PERSONAL:** Jose Orlando Berrios (pronounced ba-REE-ohs)...wife, Jannieliz...daughter, Valentina (5/15/14)...2012 graduate of Papa Juan XXIII High School, one of four players from that high school to be drafted...named 2011 Underclass High Honoradble Mention and 2012 Rawlings Second Team All-American.

## 2014:

- Began season with Single-A Ft. Myers.
- Set minor league career-high with 13 strikeouts June 1 vs. Tampa (7.0 IP), his third career double-digit strikeout performance and second of season (10, May 19 vs. Dayton); earned Florida State League Pitcher of the Week June 2.
- Named Florida State League Pitcher of the Week for second time June 23, making one start, tossing 7.0 shutout innings, allowing one hit, two walks and nine strikeouts, earning the win.
- Named Twins minor league Pitcher of the Month in June, going 4-1, 1.54 ERA (41.0 IP, 7 ER) with 53 strikeouts, five walks and one complete game in six starts.
- Named Florida State League Mid- and Postseason All-Star.
- Started for the World Team in the SiriusXM Futures Game July 13 at Target Field, pitching 1.0 perfect inning.
- Promoted to Double-A New Britain July 7...earned first Double-A win July 24 vs. Portland, allowing one run on three hits in 7.0 innings pitched with one walk and four strikeouts.
- Left a start July 29 with right shoulder tightness and was placed on 7-day disabled list with right shoulder strain August 2; reinstated August 10.
- Promoted to Triple-A Rochester August 31 and made the start that same day at Pawtucket, allowing six runs on seven hits in 3.0 innings pitched and was dealt the loss.
- Combined to go 12-8, 2.76 ERA (140.0 IP, 43 ER) with 140 strikeouts and 38 walks in 25 starts between all three stops...140 strikeouts were third-most in the organization behind Phil Hughes (186) and Alex Meyer (153) while his 38 walks were tied 11th fewest in the organization...2.76 ERA was the third lowest among Twins minor leaguers and his 12 wins were second most.
- Named right-handed starter on Twins MiLB.com organizational All-Star team...named Perfect Game minor league Second-Team All-Star.
- Recipient of the Jim Rantz Award as Twins minor league Pitcher of the Year.
- Named third best prospect and best control in Twins organization by *Baseball America* entering 2015...also best pitching prospect, best breaking pitch and best changeup in Florida State League by *Baseball America*...named to Florida State League All-Star Team, High Class-A All-Star and Second-Team All-minor leagues by *Baseball America*.
- Named 32nd best prospect in baseball by MLB.com entering 2015.

**2013:** Played for Puerto Rico in the World Baseball Classic and made two appearances, going 0-1, 18.00 ERA (2.0 IP, 4 ER) with five hits allowed, one walk and one strikeout in two games...spent entire regular season with Single-A Cedar Rapids...went 2-0, 2.31 ERA (11.2 IP, 3 ER) with 13 strikeouts and two walks in two April starts...named Midwest League Midseason All-Star...named Midwest League Pitcher of the Week August 12, going 1-0, 0.68 ERA (13.1 IP, 1 ER) in two starts...named fifth best prospect in Twins organization by *Baseball America* entering 2014...named 90th best prospect in baseball by MLB.com and 75th best by BaseballProspectus.com entering 2014.

**2012:** Began season with GCL Twins and struck out 27 batters in 16.2 innings pitched...transferred to Rookie Elizabethton August 7 and struck out 49 batters in 30.2 innings pitched...named Twins minor league Pitcher of the Month for August, going 3-0, 0.90 ERA (20.0 IP, 2 ER) with 29 strikeouts and nine hits allowed in four starts...named Twins minor league Player of the Week August 31, tossing 6.0 shutout innings with one hit allowed and six strikeouts in a win...ranked sixth best prospect in Twins organization by *Baseball America* entering 2013 season.

**PROFESSIONAL:** Signed by scout Hector Otero.

## BERRIOS' PITCHING RECORD

YEAR	CLUB	W-L	ERA	G	GS	CG	SH	SV	IP	H	R	ER	HR	HB	BB	SO	WP	BK	BAA
2012	GCL Twins	1-0	1.08	8	1	0	0	4	16.2	7	2	2	0	0	3	27	0	0	.121
	Elizabethton	2-0	1.29	3	3	0	0	0	14.0	8	2	2	1	1	1	22	1	0	.163
2013	Cedar Rapids	7-7	3.99	19	19	0	0	0	103.2	105	58	46	6	9	40	100	13	1	.262
2014	Ft. Myers	9-3	1.96	16	16	1	1	0	96.1	78	29	21	4	4	23	109	5	3	.218
	New Britain	3-4	3.54	8	8	1	0	0	40.2	33	17	16	2	2	12	28	1	1	.226
	Rochester	0-1	18.00	1	1	0	0	0	3.0	7	6	6	0	0	3	3	0	0	.438
Minor League Totals		22-15	3.05	55	48	2	1	4	274.1	238	114	93	13	16	82	289	20	5	.232





# BLAINE BOYER

**HEIGHT/WEIGHT:** 6-3/225

**BATS/THROWS:** R/R

**BORN:** 7/11/81 in Atlanta, GA

**OPENING DAY AGE:** 33

**RESIDES:** Marietta, GA

**ACQUIRED:** Signed as minor league free agent, 12/31/14

**M.L. SERVICE:** 5 years, 70 days

**CONTRACT STATUS:** Signed thru 2015

NON-ROSTER INVITE

RHP

36

PLAYERS

2014				GAME HIGHS		CAREER	
IP: 2.0, 8x, last 8/29 vs. LAD	Walks: 2, 8/25 vs. MIL			IP: 5.0, 6/3/09 vs. CIN	Walks: 4, 4/27/10 at COL		
SO: 3, 2x, last 8/29 vs. LAD	CG: - -			SO: 3, 7x, last 8/29/14 vs. LAD	CG: - -		
Win-Streak: - -	Low-Hit: - -			Win-Streak: 2, 3x, last 7/21-8/10/10	Low-Hit: - -		

**PERSONAL:** Blaine Thomas Boyer...wife, Ginsey...son, Levi and daughter, Benaiah...graduated from Walton High School in Marietta, GA, where he was an honorable mention All-American centerfielder as well as All-County and All-State...also lettered in football and basketball in high school.

## 2014:

- Started season with Triple-A El Paso after signing a minor league contract with San Diego January 9.
- Contract selected by Padres May 22.
- Made Padres debut May 22 vs. Chicago-NL, his first major league appearance since making a relief appearance for the Mets April 10, 2011 vs. Washington.
- Designated for assignment May 25 after one appearance and went back to El Paso.
- Selected from Triple-A June 15 and remained with the Padres for remainder of season.
- Did not allow a run over his first nine appearances and 13.2 innings pitched for the Padres.
- Held opponents scoreless in 25 of 32 appearances.
- Retired the first 26 right-handed hitters he faced May 22-July 9 before allowing a double to Drew Butera July 11 vs. Los Angeles-NL...according to STATS, Inc., it was the longest such streak by a major league pitcher since they started tracking data in 1974...prior to Boyer, the longest streak belonged to Florida's Eric Ludwick in 1998 and Oakland's Russ Springer in 2009, who both opened their seasons with 24 straight right-handers retired.

**2013:** Returned to baseball, signing a minor league contract with Kansas City and pitched in 13 games for Triple-A Omaha before joining the Hanshin Tigers in the Nippon Professional Baseball league in Japan...went 0-1, 3.00 ERA (15.0 IP, 5 ER) in 13 relief outings for the Storm Chasers before being released by Kansas City May 16...signed with the Hanshin Tigers in Japan May 21 and finished the season in the Nippon League, going 3-1, 2.67 ERA (27.0 IP, 8 ER) with four walks and 21 strikeouts in 22 games.

**2012:** Chose not to pitch in 2012.

**2011:** Signed by New York-NL as a minor league free agent January 21...made Mets Opening Day roster before being designated for assignment...had contract purchased by the Mets March 29...pitched in five games of relief before being designated for assignment April 11...signed with Pittsburgh as minor league free agent April 20...pitched in 11 games, all in relief, for Triple-A Indianapolis before being released June 17...signed with St. Louis as a minor league free agent July 5...made seven starts between Single-A Palm Beach and Triple-A Memphis before being released August 13.

**2010:** Began the year with Arizona and had two stints with the Diamondbacks...designated for assignment by Arizona May 18 and outrighted to Triple-A Reno May 21 before being selected for a second stint with Arizona June 8...allowed just three home runs in 57.0 innings, tied for the third-lowest total in baseball among pitchers with as many innings.

**2009:** Began the year with Atlanta...designated for assignment April 18 and was traded to the St. Louis Cardinals two days later in exchange for outfielder Brian Barton...designated for assignment June 4 and claimed by Arizona June 8...combined to go 0-2, 4.12 ERA (54.2 IP, 25 ER) with 20 walks and 29 strikeouts in 48 games.

**2008:** Set career-highs in several categories including games pitched (76), innings pitched (72.0) and strikeouts (67) with Atlanta...finished tied for ninth among all major league pitchers with 76 games pitched...over 15 outings in May posted a 1.80 ERA (3 ER, 15.0 IP)...notched his first career save on May 14 at Philadelphia.

**2007:** Started season on the disabled list after straining an oblique muscle during spring training...reinstated May 7...made eight appearances at Triple-A Gwinnett before being recalled to Atlanta June 5...made five relief appearances before being optioned back to Gwinnett June 14 for the remainder of the year.



**2006:** Made Braves Opening Day roster and appeared in two games...underwent surgery on his right shoulder April 18...optioned to Triple-A Richmond April 5 but did not pitch.

**2005:** Started season with Double-A Mississippi (Atlanta)...recalled June 12 and made major league debut that day vs. Oakland, pitching 1.0 inning of relief, allowing one run on two hits and was dealt the loss...earned first major league win August 10 vs. San Francisco, entering in the 11th, pitching 2.0 scoreless innings.

**2004:** Spent entire season with Single-A Myrtle Beach (Atlanta)...led Carolina League in innings pitched (154.0), ranked fifth in ERA (2.98) and tied for fifth in wins (10)...selected to Carolina League All-Star team.

**2003:** Spent entire season with Single-A Rome (Atlanta), leading the club in wins (12) and third in innings pitched (136.2) and strikeouts (115)...ranked fifth in the South Atlantic League in wins.

**2002:** Led the Carolina League in innings pitched (154.0), fifth in ERA (2.98) and tied for fifth in wins (10)...named to Carolina League All-Star team.

**2001:** Spent the entire season with Rookie Danville Braves, pitching in 13 games (12 starts).

**2000:** Made professional debut with GCL Braves, posting a 2.51 ERA (9 ER, 32.1 IP) in 11 games (5 starts).

**PROFESSIONAL:** Atlanta's third round pick in the 2000 First-Year Player Draft; signed by scout Rob English.

BOYER'S PITCHING RECORD																			
YEAR	CLUB	W-L	ERA	G	GS	CG	SH	SV	IP	H	R	ER	HR	HB	BB	SO	WP	BK	BAA
2000	GCL Braves	1-3	2.51	11	5	0	0	1	32.1	24	16	9	0	3	19	27	3	2	.200
2001	Danville	4-5	4.32	13	12	0	0	0	50.0	48	35	24	4	5	19	57	9	1	.250
2002	Macon	5-9	3.07	43	0	0	0	1	70.1	52	30	24	0	5	39	73	8	2	.207
2003	Rome	12-8	3.69	30	26	1	0	0	136.2	146	70	56	5	4	58	115	10	1	.271
2004	Myrtle Beach	10-10	2.98	28	28	0	0	0	154.0	138	63	51	4	7	49	95	7	0	.250
2005	Mississippi	4-4	5.03	14	8	0	0	0	48.1	62	28	27	4	2	18	40	0	0	.321
	ATLANTA	2-2	3.11	43	0	0	0	0	37.2	32	13	13	1	2	17	33	2	0	.234
2006	ATLANTA	0-0	40.50	2	0	0	0	0	0.2	4	3	3	0	0	1	0	0	0	.667
2007	ATLANTA	0-0	3.38	5	0	0	0	0	5.1	10	3	2	0	0	1	3	2	0	.417
	Gwinnett	4-3	4.30	21	12	0	0	2	73.1	76	40	35	1	7	50	62	5	0	.288
2008	ATLANTA	2-6	5.88	76	0	0	0	1	72.0	73	51	47	10	2	25	67	2	0	.262
2009	ATLANTA	0-1	40.50	3	0	0	0	0	1.1	3	6	6	0	1	3	2	0	0	.429
	ST. LOUIS	0-0	4.41	15	0	0	0	0	16.1	14	10	8	1	1	5	9	0	0	.230
	ARIZONA	0-1	2.68	30	0	0	0	0	37.0	39	20	11	0	3	12	18	2	0	.273
2010	Reno	1-0	1.50	5	0	0	0	2	6.0	5	1	1	0	0	1	9	0	0	.227
	ARIZONA	3-2	4.26	54	0	0	0	0	57.0	59	32	27	3	1	29	29	2	0	.273
2011	New York-NL	0-2	10.80	5	0	0	0	1	6.2	13	8	8	2	1	1	1	0	0	.433
	Indianapolis	0-0	13.50	11	0	0	0	0	8.0	14	14	12	3	1	9	8	2	0	.359
	Palm Beach	1-1	5.06	3	3	0	0	0	10.2	6	6	6	1	0	3	11	0	0	.158
	Memphis	0-2	13.50	4	4	0	0	0	16.0	34	26	24	5	1	9	5	1	0	.466
2012																			
2013	Hanshin Tigers	3-1	2.67	22	0	0	0	0	27.0	20	8	8	3	0	4	21	0	0	—
	Omaha	0-1	3.00	13	0	0	0	1	15.0	15	9	5	3	0	3	18	1	0	.254
2014	El Paso	1-2	3.10	25	0	0	0	7	29.0	26	10	10	2	1	6	28	0	0	.234
	SAN DIEGO	0-1	3.57	32	0	0	0	0	40.1	34	16	16	2	0	8	29	1	0	.228
	Minor League Totals	41-48	3.93	221	98	1	0	14	649.2	646	348	284	32	36	283	548	46	6	.263
	Japan Totals	3-1	2.67	22	0	0	0	0	27.0	20	8	8	3	0	4	21	0	0	—
	Major League Totals	9-15	4.63	265	0	0	0	2	274.1	281	162	141	19	11	102	191	11	0	.267

BOYER'S CAREER FIELDING RECORD								
POSITION	PCT	G	PO	A	E	TC	DP	PB
Pitcher	.923	265	11	37	4	52	1	—





# BYRONBUXTON

**HEIGHT/WEIGHT:** 6-2/189

**BATS/THROWS:** R/R

**BORN:** 12/18/93 in Baxley, GA

**OPENING DAY AGE:** 21

**RESIDES:** Baxley, GA

**ACQUIRED:** 1st round (2nd overall), 2012 First-Year Player Draft

**M.L. SERVICE:** None

**CONTRACT STATUS:** Signed thru 2015

NON-ROSTER INVITE

OF 70

PLAYERS

**PERSONAL:** Byron Keion Buxton...son, Brixton Scott (12/6/13)...2012 graduate of Appling County (GA) High School...ranked top high school prospect in the country at the time of the MLB First-Year Player Draft by *Baseball America*...named 2011-12 Gatorade Georgia Player of the Year, leading Appling County High School to the Georgia Class AA State Championship in 2012...named First-Team Rawlings Preseason All-American after hitting .513 with 17 doubles, three home runs, 35 RBI and 38 stolen bases during senior season; as a pitcher, went 10-1 with five saves and 154 strikeouts in 81.0 innings pitched...struck out 18 batters in 7.0 innings pitched in the deciding game of the Georgia Class AA State Championship Series...selected to play in the Under Armour All-American Game in 2011...played football and was an All-State defensive back and receiver as a senior and All-Region as a quarterback as a junior.

## 2014:

- Participated in first career Twins spring training and was reassigned to minor league camp March 9, reporting to Single-A Ft. Myers.
- Began season on 7-day disabled list with a sprained left wrist after diving for a fly ball in a minor league spring training game March 16; reinstated May 4.
- Played in just five regular season games for the Miracle and was placed back on DL May 9 after re-aggravating his wrist diving for a fly ball; reinstated July 6.
- Hit .324 (11-for-34) against left-handed pitching and .207 (18-for-87) off right-handers at Ft. Myers.
- Promoted to Double-A New Britain August 12.
- Played one game for the Rock Cats in centerfield August 13 vs. Bowie; in that game collided with rightfielder Mike Kvasnicka, both diving for a ball, and Buxton suffered a concussion.
- Placed on 7-day disabled list with concussion August 14, ending his season.
- Played for Salt River in Arizona Fall League, hitting .263 (15-for-57) in 13 games; dove for a ball October 27 and fractured left middle finger ending his AFL season...named an outfielder on the AFL Top Prospect Team.
- Named Twins top prospect, best hitter for average, fastest baserunner, best athlete, best defensive outfielder and best outfield arm in the Twins system by *Baseball America* entering 2015.
- Named top prospect in baseball by MLB.com entering 2015.

**2013:** Began season with Single-A Cedar Rapids...reached base safely in first 29 games April 4-May 8, posting a .485 on-base percentage in that span...named Twins minor league Player of the Month for April, hitting .392 (31-for-79) with five doubles, three triples, four home runs, 21 RBI, 25 runs scored and nine stolen bases in 22 games...hit first professional grand slam May 16 vs. Burlington...recorded first professional five-hit game June 5 vs. Quad Cities, going 5-for-6 with a double and two triples...named Twins minor league Player of the Week June 14, hitting .406 (13-for-32) with three doubles, nine RBI and six runs scored in seven games...named a Midwest League Midseason All-Star...ranked top prospect in baseball at midseason by *Baseball America* and MLB.com...selected to play for the U.S. in the SiriusXM All-Star Futures Game at Citi Field in New York, going 0-for-2 with two strikeouts off the bench...promoted to Single-A Ft. Myers June 24...named Florida State League Player of the Week July 29, hitting .333 (10-for-30) with three triples, three home runs, six RBI, eight runs scored and six walks in seven games for the Miracle...hit safely in season-high 14 straight games August 5-21...named Twins minor league Player of the Month for August, hitting .402 (35-for-87) with 20 walks, 16 stolen bases, 21 runs scored and a .523 on-base percentage in 26 games...also named August Player of the Month by Topps...combined to hit .334 (163-for-488) with 19 doubles, 18 triples, 12 home runs, 77 RBI, 109 runs scored and 55 stolen bases in 125 games between both levels...led all minor league full-season players in triples (18), second in runs scored (109), tied for sixth in OPS (.944), 10th in hits (163) and 12th in stolen bases (55)...named Postseason All-Star, Most Valuable Player and Prospect of the Year in the Midwest League by *Baseball America*...awarded with 54th annual J.G. Taylor Spink Award as Topps/Minor League Baseball's Player of the Year; at 19-years-old, he joined Mike Trout (2010), Delmon Young (2005) and Andrew Jones (1996) as only players to win the award as teenager...named to Topps/Minor League Baseball's Class-A All-Star Team...named Minor League Player of the Year by *Baseball America* after being named Minor League All-Star, High Class-A All-Star, Low-Class A Player of the Year and Low Class-A All-Star by same publication...was given the Sherry Robertson Award as Twins minor league Player of the Year...played in 12 games in the Arizona Fall League with Glendale Desert Dogs, hitting .212 (11-for-52) with one double, three home runs, eight RBI and 10 runs scored before being shutdown with a right shoulder strain...named to West Division Fall Stars Team...ranked number one in the Top 20 AFL Prospect List by *Baseball America*...named to AFL Top Prospects Team...named an outfielder on MiLB.com Twins organizational All-Star team...named top prospect, best hitter for average, fastest baserunner, best athlete, best defensive outfielder and best outfield arm in Twins system by *Baseball America* entering 2014.



**2012:** Began professional career with GCL Twins...hit first professional home run July 7 vs. GCL Red Sox...promoted to Rookie Elizabethton August 7...hit .395 (15-for-38) in final 10 games for E-Town...ranked top prospect in Gulf Coast League by *Baseball America*...ranked 10th best prospect in Appalachian League by *Baseball America*...ranked second best prospect in Twins organization by *Baseball America* entering 2013...ranked 19th best prospect in baseball by MLB.com and 10th best by *Baseball America* entering 2013.

**PROFESSIONAL:** Selected second overall in 2012 First-Year Player Draft, the highest Twins draft pick since selecting Joe Mauer with the number one pick in the 2001 draft...was just the third second overall pick in Twins history, previous two being right-handed pitcher Adam Johnson in 2000 and first baseman Travis Lee in 1996...signed by scout Jack Powell.

### BUXTON'S PLAYING RECORD

YEAR	CLUB	AVG	G	AB	R	H	2B	3B	HR	RBI	SH	SF	HB	BB	SO	SB	CS	E	OBP
2012	GCL Twins	.216	27	88	17	19	4	3	4	14	0	0	3	11	26	4	3	2	.324
	Elizabethton	.286	21	77	16	22	6	1	1	6	0	0	2	8	15	7	0	2	.368
2013	Cedar Rapids	.341	68	270	68	92	15	10	8	55	3	3	1	44	56	32	11	1	.431
	Ft. Myers	.326	57	218	41	71	4	8	4	22	0	1	2	32	49	23	8	1	.415
2014	Ft. Myers	.240	30	121	19	29	4	2	4	16	0	0	3	10	33	6	2	0	.313
	New Britain	.000	1	3	0	0	0	0	0	0	0	0	0	0	3	0	0	0	.000
<b>Minor League Totals</b>		<b>.300</b>	<b>204</b>	<b>777</b>	<b>161</b>	<b>233</b>	<b>33</b>	<b>24</b>	<b>21</b>	<b>113</b>	<b>3</b>	<b>4</b>	<b>11</b>	<b>105</b>	<b>182</b>	<b>72</b>	<b>24</b>	<b>6</b>	<b>.389</b>

### BASEBALL AMERICA'S TOP 10 PROSPECTS

#### TWINS TOP 10 PROSPECTS FROM 2003-2015

##### 2003

1. Joe Mauer, C
2. Justin Morneau, IF
3. Michael Cuddyer, OF
4. Michael Restovich, OF
5. Denard Span, OF
6. Scott Tyler, RHP
7. J.D. Durbin, RHP
8. Jason Kubel, OF
9. Lew Ford, OF
10. Adam Johnson, RHP

##### 2007

1. Matt Garza, RHP
2. Glen Perkins, LHP
3. Kevin Slowey, RHP
4. Chris Parmelee, OF
5. Anthony Swarzak, RHP
6. Pat Neshek, RHP
7. Alexi Casilla, IF
8. Joe Benson, OF
9. Paul Kelly, IF
10. J.D. Durbin, RHP

##### 2011

1. Kyle Gibson, RHP
2. Aaron Hicks, OF
3. Miguel Sano, IF
4. Joe Benson, OF
5. Ben Revere, OF
6. Liam Hendriks, RHP
7. Alex Wimmers, RHP
8. Adrian Salcedo, RHP
9. Oswaldo Arcia, OF
10. Carlos Gutierrez, RHP

##### 2015

1. Byron Buxton, OF
2. Miguel Sano, IF
3. Jose Berrios, RHP
4. Kohl Stewart, RHP
5. Alex Meyer, RHP
6. Nick Gordon, IF
7. Nick Burdi, RHP
8. Jorge Polanco, IF
9. Trevor May, RHP
10. Eddie Rosario, OF

##### 2004

1. Joe Mauer, C
2. Justin Morneau, IF
3. Matt Moses, IF
4. J.D. Durbin, RHP
5. Jesse Crain, RHP
6. Jason Bartlett, SS
7. Denard Span, OF
8. Jason Kubel, OF
9. Grant Balfour, RHP
10. Michael Restovich, OF

##### 2008

1. Nick Blackburn, RHP
2. Joe Benson, OF
3. Wilson Ramos, C
4. Tyler Robertson, LHP
5. Anthony Swarzak, RHP
6. Ben Revere, OF
7. Jason Pridie, OF
8. Brian Duensing, LHP
9. Jeff Manship, RHP
10. Trevor Plouffe, IF

##### 2012

1. Miguel Sano, IF
2. Joe Benson, OF
3. Eddie Rosario, 2B/OF
4. Aaron Hicks, OF
5. Oswaldo Arcia, OF
6. Levi Michael, IF
7. Liam Hendriks, RHP
8. Kyle Gibson, RHP
9. Chris Parmelee, 1B/OF
10. Brian Dozier, IF

##### 2005

1. Joe Mauer, C
2. Jason Kubel, OF
3. Jesse Crain, RHP
4. J.D. Durbin, RHP
5. Francisco Liriano, LHP
6. Kyle Waldrop, RHP
7. Anthony Swarzak, RHP
8. Matt Moses, IF
9. Jason Bartlett, SS
10. Scott Baker, RHP

##### 2009

1. Aaron Hicks, OF
2. Ben Revere, OF
3. Wilson Ramos, C
4. Jose Mijares, LHP
5. Danny Valencia, IF
6. Anthony Swarzak, RHP
7. Shooter Hunt, RHP
8. Kevin Mulvey, RHP
9. Carlos Gutierrez, RHP
10. Angel Morales, OF

##### 2013

1. Miguel Sano, IF
2. Byron Buxton, OF
3. Oswaldo Arcia, OF
4. Kyle Gibson, RHP
5. Aaron Hicks, OF
6. Jose Berrios, RHP
7. Eddie Rosario, 2B/OF
8. Max Kepler, OF
9. Danny Santana, IF
10. Luke Bard, RHP

##### 2006

1. Francisco Liriano, LHP
2. Jason Kubel, OF
3. Matt Moses, IF
4. Glen Perkins, LHP
5. Anthony Swarzak, RHP
6. Denard Span, OF
7. Matt Garza, RHP
8. Jay Rainville, RHP
9. Trevor Plouffe, IF
10. Kyle Waldrop, RHP

##### 2010

1. Aaron Hicks, OF
2. Wilson Ramos, C
3. Kyle Gibson, RHP
4. Miguel Sano, IF
5. Ben Revere, OF
6. Danny Valencia, IF
7. Carlos Gutierrez, RHP
8. Angel Morales, OF
9. David Bromberg, RHP
10. Max Kepler, OF

##### 2014

1. Byron Buxton, OF
2. Miguel Sano, IF
3. Alex Meyer, RHP
4. Kohl Stewart, RHP
5. Jose Berrios, RHP
6. Eddie Rosario, RHP
7. Lewis Thorpe, LHP
8. Trevor May, RHP
9. Danny Santana, IF
10. Jorge Polanco, IF

**BOLD** indicates played at major league level

**NOTE:** Twins 2015 rankings released in early-December, 2014





# LOGAN DARNELL

**HEIGHT/WEIGHT:** 6-2/220

**BATS/THROWS:** L/L

**BORN:** 2/2/89 in Nashville, TN

**OPENING DAY AGE:** 26

**RESIDES:** Joelton, TN

**ACQUIRED:** 6th round, 2010 First-Year Player Draft

**M.L. SERVICE:** 42 days

**CONTRACT STATUS:** Signed thru 2015

LHP

38

2014			GAME HIGHS		CAREER	
IP: 5.0, 7/26 vs. CWS	Walks: 4, 8/1 at CWS			IP: 5.0, 7/26/14 vs. CWS	Walks: 4, 8/1/14 at CWS	
SO: 7, 7/26 vs. CWS	CG: --			SO: 7, 7/26/14 vs. CWS	CG: --	
Win-Streak: --	Low-Hit: --			Win-Streak: --	Low-Hit: --	

**PERSONAL:** Logan Reece Darnell...2007 graduate of Goodpasture (TN) High School where he was named Louisville Slugger High School All-American...pitched at the University of Kentucky for three seasons from 2008-10; was one of five 2010 Kentucky players to be drafted or sign a professional contract in the 2010 Major League Baseball First-Year Player Draft...went 10-9, 5.06 ERA (137.0 IP, 77 ER) with 62 walks and 114 strikeouts in 57 career games (11 starts) at UK...named Co-Winner of Federation of Social Workers John L. Seebach Award by Rochester Red Wings in 2014.

## 2014:

- Participated in first career Twins spring training...optioned to Triple-A Rochester March 9.
- Posted a 1.69 ERA (21.1 IP, 4 ER) with opponents hitting .195 (15-for-77), allowing seven walks and 21 strikeouts in four April starts.
- Recalled May 2.
- Made major league debut May 6 at Cleveland, tossing 3.0 perfect innings of relief; recorded first career strikeout, fanning Michael Brantley in eighth inning.
- Optioned the next day, May 7, when the Twins purchased contract of Matt Guerrier.
- Earned first win with Rochester May 17 vs. Toledo, allowing two runs (1 earned) in 5.2 innings pitched with a season-high eight strikeouts.
- Pitched third career complete game for Red Wings June 29 vs. Norwich, allowing one run on nine hits, earning the win.
- Recalled July 26 and made first career start that day vs. Chicago-AL opposite Chris Sale; allowed seven runs on 11 hits in 5.0 innings pitched with seven strikeouts, no walks and suffered the loss.
- Optioned August 3 when the Twins claimed outfielder Jordan Schafer off waivers.
- Recalled September 2 for remainder of the season.
- Combined to go 7-8, 4.21 ERA (139.0 IP, 65 ER) with 57 walks and 112 strikeouts in 30 games (21 starts) between Rochester and Minnesota.
- Named Co-Winner of Federation of Social Workers John L. Seebach Award by Rochester Red Wings.

**2013:** Began season with Double-A New Britain and posted a 1.17 ERA (15.1 IP, 2 ER) in first three starts...made three consecutive starts for the Rock Cats with 7.0-or-more innings May 12-23, posting a 1.56 ERA in that span...named Twins minor league Player of the Week May 26, going 1-1, 0.60 ERA (15.0 IP, 1 ER) with nine hits allowed, one walk and 15 strikeouts in two starts...named International League Player of the Week June 24, pitching a complete game shutout, allowing four hits, one walk and nine strikeouts June 20 at Erie...promoted to Triple-A Rochester June 24...made 11 appearances (10 starts), including four quality starts for the Red Wings...pitched 8.0 scoreless innings August 18 vs. Louisville...tossed a combined 153.2 innings between New Britain and Rochester recording 120 strikeouts and just 45 walks...ranked second among Twins minor leaguers in strikeouts...added to Twins 40-man roster November 20.

**2012:** Played entire season with Double-A New Britain...made 28 starts...played for Peoria Javelinas in the Arizona Fall League, going 2-0, 2.45 ERA (18.1 IP, 5 ER) in nine games (2 starts).

**2011:** Began season with Single-A Beloit...promoted to Single-A Ft. Myers May 16 and went 8-3, including five straight wins June 8-July 15...promoted to Double-A New Britain August 11 and won first start at Double-A, tossing 7.2 innings without allowing an earned run August 12 at Bowie...ranked 22nd best prospect in Twins organization by *Baseball America* entering the 2012 season.

**2010:** Made professional debut with Rookie Elizabethton, striking out 32 batters in 34.2 innings pitched...appeared in 11 games, including five starts.

**PROFESSIONAL:** Selected by Twins in the sixth round of the 2010 First-Year Player Draft; signed by scout Earl Winn.



### DARNELL'S PITCHING RECORD

YEAR	CLUB	W-L	ERA	G	GS	CG	SH	SV	IP	H	R	ER	HR	HB	BB	SO	WP	BK	BAA
2010	Elizabethhton	2-3	2.08	11	5	0	0	0	34.2	28	16	8	2	2	6	32	4	0	.220
2011	Beloit	2-2	3.78	6	6	0	0	0	33.1	24	17	14	1	3	8	24	1	0	.192
	Ft. Myers	8-3	4.17	15	15	0	0	0	86.1	95	43	40	6	3	25	46	9	2	.286
	New Britain	1-1	5.58	5	5	0	0	0	30.2	38	26	19	3	5	4	20	2	0	.317
2012	New Britain	11-12	5.08	28	28	0	0	0	156.0	193	91	88	22	4	47	98	11	3	.308
2013	New Britain	6-6	2.61	15	15	1	1	0	96.2	96	34	28	4	8	23	77	7	0	.263
	Rochester	4-4	4.26	12	11	0	0	0	57.0	63	33	27	5	4	22	43	4	0	.292
2014	Rochester	7-6	3.60	23	19	1	0	0	115.0	108	63	46	16	1	49	90	8	4	.246
	MINNESOTA	0-2	7.13	7	4	0	0	0	24.0	31	20	19	5	1	8	22	0	0	.307
Minor League Totals		41-37	3.99	115	104	2	1	0	609.2	645	323	270	59	30	184	430	46	9	.274
Major League Totals		0-2	7.13	7	4	0	0	0	24.0	31	20	19	5	1	8	22	0	0	.307

### DARNELL'S CAREER FIELDING RECORD

POSITION	PCT	G	PO	A	E	TC	DP	PB
Pitcher	.750	7	1	2	1	4	0	—

### TWINS COLLEGE ALUMNI

#### PLAYER

A.J. Achter  
Doug Bernier  
Logan Darnell  
Brian Dozier  
Brian Duensing  
Tyler Duffey  
Eric Farris  
Casey Fien  
Eric Fryer  
Mitch Garver  
Kyle Gibson  
J.R. Graham  
Tyler Grimes  
Mark Hamburger

#### COLLEGE

Michigan State University  
Oral Roberts University  
University of Kentucky  
University of Mississippi  
University of Nebraska  
Rice University  
Loyola Marymount University  
Golden West College (CA)  
Ohio State University  
University of New Mexico  
University of Missouri  
Santa Clara University  
Wichita State University  
Mesabi Range C&T

#### PLAYER

Chris Herrmann  
Alex Meyer  
Tommy Milone  
Ryan O'Rourke  
Mike Pelfrey  
Glen Perkins  
Stephen Pryor  
Shane Robinson  
Taylor Rogers  
Kurt Suzuki  
Caleb Thielbar  
Stuart Turner  
Jason Wheeler

#### COLLEGE

University of Miami  
University of Kentucky  
University of Southern California  
Merrimack College  
Wichita State University (KS)  
University of Minnesota  
Cleveland State Community College  
Florida State University  
University of Kentucky  
Cal State Fullerton  
South Dakota State University  
University of Mississippi  
Loyola Marymount University

List includes non-roster invites





# ARGENIS DIAZ

**HEIGHT/WEIGHT:** 6-0/190

**BATS/THROWS:** R/R

**BORN:** 2/12/87 in Guatire, VZ

**OPENING DAY AGE:** 28

**RESIDES:** Guatire, VZ

**ACQUIRED:** Signed as minor league free agent, 11/20/14

**M.L. SERVICE:** 68 days

**CONTRACT STATUS:** Signed thru 2015

NON-ROSTER INVITE

INF 76

2014				GAME HIGHS		CAREER	
Hits: --	HR: --				Hits: 2, 8/19/10 vs. FLA	HR: --	
RBI: --	Grand Slams: --				RBI: 1, 2x, last 9/30/10 at FLA	Grand Slams: --	
Hit-Streak: --	SB: --				Hit-Streak: 4, 8/1-14/10	SB: --	

**PERSONAL:** Argenis Jose Diaz...(pronounced: arr-HEN-ees)...signed by Boston in 2006 as a minor league free agent.

## 2014:

- Started season in Cincinnati's organization after signing as minor league free agent December 2, 2013 and began season with Triple-A Louisville.
- Hit .245 (40-for-163) with eight doubles, one home run, 18 RBI and 21 runs scored in 53 games...committed 11 errors while playing shortstop, second base and third base.
- Released June 18 and signed with Arizona, reporting to Triple-A Reno.
- Hit .381 (24-for-63) with seven doubles, six RBI and seven runs scored in first 16 games for the Aces.
- Transferred to Double-A Mobile August 9 where he finished the season.
- Hit safely in 11 of 19 games for the BayBears, hitting .292 (19-for-65) while there.
- Combined to hit .267 (97-for-363) with 20 doubles, one triple, one home run, 32 RBI and 43 runs scored in 111 games between all three teams.

**2013:** Spent third straight season with Triple-A Toledo (Detroit)...hit safely in 18 straight games June 7-28, hitting .394 (28-for-71) with nine doubles, two triples, two home runs and 17 runs scored in that span...reached safely via hit or walk in 22 straight June 4-July 1...ranked second on Mud Hens in doubles (30) and third in hits (120)...played 103 games at shortstop, 21 at third base and four at second base, committing a total of 20 errors...set minor league career-highs in games (127), hits, doubles, plate appearances (518) and at-bats (471).

**2012:** Played second straight season with Triple-A Toledo...recorded season-high four hits June 21 vs. Lehigh Valley and again July 8 at Louisville...recorded season-high 11-game hitting streak June 26-July 12, hitting .421 (16-for-38)...played 17 games with Magallanes in the Venezuelan Winter League following the season, hitting .129 (4-for-31).

**2011:** Spent entire season with Triple-A Toledo after signing with the Tigers organization as a minor league free agent during the off-season...hit .342 (25-for-73) in 19 May games, the seventh highest average in the IL...hit .308 (16-for-52) in 15 June games...recorded season-high nine-game hitting streak July 9-20, hitting .432 (16-for-37) during the streak...played 41 games with Magallanes in the Venezuelan Winter League following the season, hitting .252 (28-for-111) with five doubles, two triples and 14 RBI.

**2010:** Started season with Triple-A Indianapolis (Pittsburgh)...recorded season-high eight-game hitting streak April 18-May 3, hitting .400 (12-for-30)...recalled by Pittsburgh April 21 and made major league debut that night vs. Milwaukee as a pinch-hitter, going hitless...optioned back to Indianapolis April 23...recalled by Pittsburgh for the remainder of the season July 31...recorded first major league hit August 1 at St. Louis, singling off Mitchell Boggs as a pinch-hitter...non-tendered a contract by the Pirates for the 2011 season on December 2.

**2009:** Began season with Double-A Portland (Boston)...recorded two season-high 10-game hitting streaks with Portland: April 29-May 11 and May 24-June 5...acquired by Pittsburgh via trade July 22, along with right-handed pitcher Hunter Strickland, in exchange for first baseman Adam LaRoche; optioned to Triple-A Indianapolis...named the best defensive infielder and rated as possessing the best infield arm in the Pirates organization following the season by *Baseball America*.

**2008:** Split season between Single-A Lancaster (Boston) and Double-A Portland...hit .314 (22-for-70) in 21 May games with Lancaster...promoted to Portland July 16...ranked 10th in the Eastern League in batting average (.330) in 25 August games with Portland...combined to hit .284 (112-for-395) with 51 runs scored, 17 doubles, eight triples, two home runs and 52 RBI in 110 games at both levels combined...named 17th best prospect and best defensive infielder in the Red Sox organization following the season by *Baseball America*.

**2007:** Spent season with Single-A Greenville (Boston) and led all South Atlantic League shortstops in fielding percentage (.952)...placed on 7-day disabled list with left shoulder strain May 6; reinstated May 26...played 32 games with Honolulu in the Hawaii Winter League following the season, hitting .358 (38-for-106) with 17 runs scored, five doubles, two triples and 16 RBI; ranked second in the league with a .358 batting average...named the 13th best prospect in the Hawaii Winter League following the season by *Baseball America*...named 12th best prospect and



best defensive infielder in the Red Sox organization following the season by *Baseball America*.

**2006:** Spent entire season with GCL Red Sox...hit .344 (21-for-61) in 17 July games...hit .167 (2-for-12) in three games during the GCL playoffs... named best defensive infielder in the Red Sox organization following the season by *Baseball America*.

**2005:** Spent second professional season with VSL Red Sox...tied for fourth in the Venezuelan Summer League in runs scored (37)...led all VZL shortstops in total chances (299), putouts (94), assists (180), errors (25) and double plays (43)...ranked third in the VSL in batting average (.439) in 11 May games.

**2004:** Made his professional debut with the VSL Red Sox.

**PROFESSIONAL:** Signed by the Red Sox as a undrafted free agent on July 22, 2003.

DIAZ'S BATTING RECORD																			
YEAR	CLUB	AVG	G	AB	R	H	2B	3B	HR	RBI	SH	SF	HB	BB	SO	SB	CS	E	OBP
2004	VSL Red Sox	.236	50	165	28	39	12	0	0	22	4	4	6	20	29	7	2	16	.333
2005	VSL Red Sox/Padres	.266	58	203	37	54	10	2	2	26	5	3	5	38	25	14	2	25	.390
2006	GCL Red Sox	.263	37	133	16	35	2	1	0	11	2	0	1	6	23	3	1	8	.300
2007	Greenville	.279	99	405	62	113	25	5	2	40	0	2	4	36	92	5	9	24	.342
2008	Lancaster	.281	71	256	31	72	9	6	0	29	0	5	1	20	60	3	2	17	.330
	Portland	.288	39	139	20	40	8	2	2	23	1	2	1	10	30	0	1	6	.336
2009	Portland	.253	76	277	21	70	14	1	0	24	6	1	2	21	60	7	4	18	.309
	Indianapolis	.233	43	146	14	34	1	0	0	8	4	0	0	8	27	1	1	6	.273
2010	Indianapolis	.248	80	274	28	68	8	1	0	22	9	0	2	19	61	5	1	7	.302
	PITTSBURGH	.242	22	33	0	8	1	0	0	2	0	0	3	10	0	1	2	.306	
2011	Toledo	.279	98	340	45	95	17	2	0	25	5	3	1	41	61	3	5	17	.356
2012	Toledo	.253	111	356	33	90	12	0	0	32	1	4	0	27	64	12	7	11	.302
2013	Toledo	.255	127	471	52	120	30	3	2	48	6	0	1	40	113	4	4	20	.314
2014	Louisville	.245	53	163	21	40	8	0	1	18	7	1	1	10	30	2	2	11	.291
	Reno	.281	39	135	11	38	9	1	0	12	3	0	1	11	28	0	1	6	.340
	Mobile	.292	19	65	11	19	3	0	0	2	0	0	0	5	13	1	0	4	.343
Minor League Totals		.263	1000	3528	430	927	168	24	9	342	53	25	26	312	716	67	42	198	.325
Major League Totals		.242	22	33	0	8	1	0	0	2	0	0	0	3	10	0	1	2	.306

DIAZ'S CAREER FIELDING RECORD								
POSITION	PCT	G	PO	A	E	TC	DP	PB
Shortstop	.923	15	5	19	2	26	3	—

EARNED RUNS RULE

The determination of earned-runs is as follows:

An earned-run is a run for which the pitcher is held accountable. In determining earned-runs, the inning should be reconstructed without the errors and passed balls, and the benefit of the doubt should always be given to the pitcher in determining which bases would have been reached with errorless play.

Until 1969, a reliever could not be charged with an earned-run if he entered the game after the side could have been retired but for an error, no matter how many runs he subsequently gave up in that inning. Now, runs scored by batters who reach base off the reliever are charged as earned on that pitcher's record. They are not, however, charged as earned against the team as a whole. Therefore, a discrepancy may occur between the total earned-runs charged against a team and the sum total of the earned-runs charged against the individual pitchers of that team.





# BRIAN DOZIER

**HEIGHT/WEIGHT:** 5-11/198

**BATS/THROWS:** R/R

**BORN:** 5/15/87 in Hattiesburg, MS

**OPENING DAY AGE:** 27

**RESIDES:** Fulton, MS

**ACQUIRED:** 8th round, 2009 First-Year Player Draft

**M.L. SERVICE:** 2 years, 100 days

**CONTRACT STATUS:** Signed thru 2015

28

2

PLAYERS

2014		GAME HIGHS		CAREER	
Hits: 3, 12x, last 9/26 at DET	HR: 2, 7/13 at COL		Hits: 3, 25x, last 9/26/14 at DET	HR: 2, 7/13/14 at COL	
RBI: 4, 7/13 at COL	Grand Slam: - -		RBI: 4, 2x, last 7/13/14 at COL	Grand Slam: - -	
Hit-Streak: 11, 8/22-9/1	SB: 2, 5/4 vs. BAL		Hit-Streak: 11, 8/22-9/1/14	SB: 2, 6x, last 5/4/14	

**PERSONAL:** James Brian Dozier (pronounced DOE-zher)...wife Renee (Hrapmann)...2005 graduate of Itawamba Agricultural (MS) High School, where he also earned three letters in football, two in golf and one in basketball...was four-year starter while there...was two-time All-State selection and four-time All-Area and All-Division selection in baseball as well as "Player of the Year" in north Mississippi...attended the University of Southern Mississippi from 2006-09, hitting .355 (307-for-864) with 55 doubles, seven triples, 16 home runs, 152 RBI and 185 runs scored in 224 career games...named Second Team All-C-USA as Junior, NCAA All-Oxford Regional Team as Sophomore and Louisville Slugger Freshman All-American and C-USA All Freshman Team...participates annually in Twins Winter Caravan...annually travels to Central America with his wife, Renee, for mission trips involving such efforts as building a school, digging ditches to houses for clean water systems, etc. for an organization called Amigos for Christ.

## 2014:

- Made Twins Opening Day roster for second straight season and was Opening Day second baseman and leadoff hitter March 31 at Chicago-AL.
- Hit fourth career leadoff home run April 5 at Cleveland off Carlos Carrasco.
- Hit second leadoff homer of season, fifth of career, April 12 vs. Kansas City off James Shields, tying Cesar Tovar, Denard Span and Shane Mack for sixth most in club history.
- Hit third leadoff homer of season, sixth of career, April 17 vs. Toronto off Dustin McGowan, tying Zoilo Versalles for fifth most in club history.
- Hit safely in 12 straight home games April 30-May 18, hitting .367 (18-for-49) during the streak; third highest hit-streak for a Twin at Target Field in 2014.
- Led baseball in April in runs scored (25), fourth in AL in walks (19) and tied for fourth in AL in home runs (7)...25 runs in April set a club record for the month, passing Paul Molitor's 1996 total of 24.
- Hit safely in 10 straight games May 9-20, hitting .385 (15-for-39) during the streak.
- Hit 15th home run June 14 at Detroit and stole 15th base two days later on June 16 at Boston, marking the 15th time in club history and 12th different player to hit 15 homers and steal 15 bases in one season...did it in his 67th game which is the fastest ever by a Twin and fastest in baseball since the Dodgers Matt Kemp did it in his 68th game in 2011...according to Elias Sports Bureau, since 1914, Dozier and Larry Hise (21 homers and 15 steals in 1977) are the only Twins in franchise history to hit 15 home runs and steal 15 bases in a first half of a season.
- Hit fourth leadoff homer of season, seventh of career, July 4 vs. New York-AL off Chase Whitley, tying Shannon Stewart for fourth most in club history.
- Had first career two-homer game July 13 at Colorado, one of two for the Twins in 2014 (Arcia the other).
- Led AL and ranked second in baseball in runs scored pre-All-Star break (69).
- Hit 18 home runs pre-All-Star break and was selected by AL Captain, Toronto's Jose Bautista, to participate in the Gillette Home Run Derby at Target Field; hit two home runs in the first round and did not advance...had brother Clay pitch to him...became the sixth different Twin to participate in the Home Run Derby (Tom Brunansky - 1985, Gary Gaetti - 1989, Torii Hunter - 2002, Justin Morneau - 2007 & '08, and Joe Mauer - 2009)...became 17th player from host team to participate and second in club history, joining Brunansky...one of six players ever to not be named to an All-Star team to participate (Rafael Palmeiro - 2004, Hee-Seop Choi - 2005, Ryan Howard - 2007, Yoenis Cespedes - 2013, Justin Morneau - 2014).
- Hit 19th home run July 22 vs. Cleveland, setting a single-season career-high and new all-time high for Twins second basemen.
- Recorded 20th stolen base August 20 vs. Cleveland, becoming the sixth different player (7th time) in club history to hit 20 homers and steal 20 bases, the first since Torii Hunter in 2004.

## MLB LEADERS

### RUNS SCORED IN 2014

1. Mike Trout, LAA	115
2. Brian Dozier, MIN	112
3. Anthony Rendon, WAS	111
4. Hunter Pence, SF	106
5. Jose Bautista, TOR	101
Miguel Cabrera, DET	101



- Scored 100th run September 3 vs. Chicago-AL (Game 2), becoming the 13th different Twin (20th time) to reach 100 runs and first since Michael Cuddyer scored 102 times in 2006.
- Hit safely in career-high 11 straight games August 22-September 1, hitting .390 (16-for-41) during the streak.
- Finished with 112 runs scored, the most for a Twin since Chuck Knoblauch scored 117 in 1997 and seventh most for Twin all-time.
- Led Twins in hits (145), home runs (23), walks (89), runs (112), stolen bases (21), games (156), at-bats (598) and ranked second in RBI (71).
- Ranked second in the AL and third in baseball in runs scored (112), ranked third in the AL in walks, tied for eighth in times on base (243)... among all second basemen in baseball, he ranked first in runs and walks, tied for first in home runs, third in times on base (243), fourth in total bases (249), and tied for seventh in doubles (33).
- Ranked fifth among second basemen in baseball in double plays (98).
- Was only player in baseball with over 100 runs, 30 doubles, 20 home runs, 80 walks and 20 stolen bases; only player in Twins history also.
- Was given the Twins Heart and Hustle Award, voted on by the MLB Players Alumni Association.
- Given the Jim Kaat Award for Twins Defensive Player of the Year voted on by the Twin Cities Chapter of the BBWAA.

## TWINS ALL-TIME LEADERS

### RUNS SCORED IN SINGLE SEASON

1. Chuck Knoblauch, 1996.....	140
2. Rod Carew, 1977.....	128
3. Zoilo Versalles, 1965.....	126
4. Cesar Tovar, 1970.....	120
5. Kirby Puckett, 1986.....	119
6. Chuck Knoblauch, 1997.....	117
7. Brian Dozier, 2014.....	112

**2013:** Made first career Opening Day roster and started Opening Day at second base April 1 vs. Detroit...hit first home run of the season May 6 at Boston, a game-tying solo shot in the top of the ninth inning off Joel Hanrahan; Twins lost 6-5 in 11 innings...reached base safely in 12 straight games May 27-June 9, posting a .318 batting average and a .400 on-base percentage in that span...committed just two errors in first 80 games April 1-July 13, posting a .995 fielding percentage in that span...hit game-tying RBI-single in ninth inning August 2 vs. Houston, then later hit game-winning RBI-single in the 13th inning; according to the Elias Sports Bureau, he entered that game with 70 career RBI, but only one had either tied the game or put his team ahead in the seventh inning-or-later (game-tying home run on May 6, 2013)...hit 30th double September 1 at Texas, becoming the fourth second baseman in club history to reach 30 doubles, and first since 1999 when Todd Walker hit 37...hit 14th home run August 29 vs. Kansas City, tying Tim Lincecum's 1984 total for most ever by a Twin...led the Twins in home runs (18); was second in doubles (33), hits (136) and RBI (66), and third in walks (51)...ranked second in home runs among AL second basemen; third in extra-base hits (55) and fifth in doubles...finished as the Twins all-time leader in home runs by a second baseman, also finished second in RBI, fifth in slugging percentage (.414), tied for fifth in total bases (231), and sixth in doubles...committed six errors, tying him with three others for fewest ever by a Twins second baseman: Luis Castillo (2006), Chuck Knoblauch (1992) and Steve Lombardozzi (1986)...was given the Charles O. Johnson Award as Twins Most Improved Player and the Mike Augustin "Media Good Guy" Award, both voted on by the Twin Cities Chapter of the BBWAA.

**2012:** Was an invitee to Twins spring training and started the season with Triple-A Rochester, hitting safely in first nine games, going 15-for-34 (.441) April 5-14...named Twins minor league Player of the Week April 13, batting .391 (9-for-23) with three doubles, one home run and four RBI in six games...had contract selected by Minnesota May 7 as the Twins placed Justin Morneau on 15-day disabled list...made major league debut May 7 vs. Los Angeles-AL, going 1-for-4 with his first major league hit, singling off David Carpenter; came around to score first major league run...recorded first career RBI in next game May 8 vs. Los Angeles-AL...hit first career double May 12 vs. Toronto...had first career home run the next day, a solo shot off Ricky Romero May 13 vs. Toronto...hit safely in 14 of first 18 major league games May 7-25...had first career stolen base June 4 at Kansas City...optioned to Triple-A Rochester August 14...was tied with Asdrubal Cabrera for the most errors by a shortstop in the AL (15) at the time.

**2011:** Was an invitee to Twins spring training...reassigned to minor league camp March 14 and reported to Single-A Ft. Myers...named Twins minor league Player of the Week May 21, batting .433 (13-for-30) with two doubles, two triples, seven RBI, three runs scored and two walks in seven games...named Twins minor league Player of the Month for May after batting .337 (33-for-98) with seven doubles, three triples, 11 RBI, 14 runs scored, 14 walks and seven stolen bases...hit grand slam in final game with Miracle June 4 vs. Jupiter...promoted to Double-A New Britain June 6...named Florida State League Midseason All-Star, but did not play in the game due to promotion...placed on 7-day disabled list with left cheekbone fracture June 10; reinstated June 19...named Eastern League Player of the Week August 8 after batting .520 (13-for-25) with four doubles and four RBI in six games...hit safely in 18 of 19 games July 31-August 21, including first career two-homer game August 20 vs. New Hampshire...made just 13 errors between both levels in 127 games (5 at Ft. Myers and 8 at New Britain)...given the Sherry Robertson Award as the Twins minor league Player of the Year, voted on by the Twin Cities Chapter of the BBWAA...combined to bat .320 (157-for-491) with 33 doubles, 12 triples, nine home runs, 56 RBI, 92 runs scored and 24 stolen bases in 127 games at both levels combined...led the Twins organization in runs scored and triples, was third in hits (157), stolen bases and total bases (241), sixth in doubles, and eighth in walks (55)...named shortstop on MiLB.com's 2011 Twins organizational All-Star team...played for Mesa Solar Sox in Arizona Fall League, batting .296 (32-for-108) with 27 runs, eight doubles, three home runs and 22 RBI in 26 games...earned roster spot in AFL Rising Stars Game representing the East Division as the starting second baseman; went 1-for-2 in the game with a solo home run...ranked 10th best prospect in the Twins minor league system, best strike zone discipline and best defensive infielder by *Baseball America* entering the 2012 season.

**2010:** Started season with Single-A Beloit, playing 32 games at shortstop, three games at second base and three games at third base...had season-high 12-game hitting streak April 10-23...transferred to Single-A Ft. Myers May 22...hit first professional home run June 24 vs. Charlotte...named Twins minor league Player of the Week June 25 after batting .412 with 14 hits, one double, one home run, five RBI and six runs scored in eight games...played 66 games at shortstop for Miracle, 14 at third base and 12 at second base...ranked 30th best prospect in Twins organization by *Baseball America* entering 2011 season.

**2009:** Began season with GCL Twins...played five games before being promoted to Rookie Elizabethton July 8...named Appalachian League Player of the Week August 10...batted .369 (48-for-130) with 10 doubles in 31 August games...played all 53 of his games at shortstop...finished second in Appalachian League in batting average (.353), hits (77) and on-base percentage (.417)...was named Appalachian League Postseason All-Star.

**AMATEUR CAREER:** Attended the University of Southern Mississippi where he was named a Louisville Slugger Freshman All-American and to Conference USA All-Freshman team in 2006...named Second-Team All-Conference USA as a junior...led team in at-bats (269), hits (92), total bases (128), RBI (tied with 46) and doubles (17) as a junior...started 64 games at shortstop in 2008, missing just two innings the entire year.

**PROFESSIONAL:** Selected by the Twins in the eighth round of the 2009 First-Year Player Draft; signed by scout Earl Winn.



# DOZIER'S BATTING RECORD

YEAR	CLUB	AVG	G	AB	R	H	2B	3B	HR	RBI	SH	SF	HB	BB	SO	SB	CS	E	OBP
2009	GCL Twins	.286	5	14	1	4	0	0	0	0	0	0	0	2	1	0	0	0	.375
	Elizabethton	.353	53	218	38	77	17	0	0	14	1	3	3	23	26	3	0	14	.417
2010	Beloit	.278	39	151	24	42	7	1	0	17	3	0	0	16	16	6	1	7	.347
	Ft. Myers	.274	93	350	44	96	11	1	5	42	9	6	1	44	41	10	4	15	.352
2011	Ft. Myers	.322	49	180	32	58	11	5	2	22	3	2	6	27	20	13	4	8	.423
	New Britain	.318	78	311	60	99	22	7	7	34	7	0	5	28	46	11	7	5	.384
2012	Rochester	.232	48	181	15	42	11	1	2	17	1	3	1	14	34	3	2	7	.286
	MINNESOTA	.234	84	316	33	74	11	1	6	33	4	3	1	16	58	9	2	15	.271
2013	MINNESOTA	.244	147	558	72	136	33	4	18	66	3	4	6	51	120	14	7	6	.312
2014	MINNESOTA	.242	156	598	112	145	33	1	23	71	3	8	9	89	129	21	7	15	.345
	Minor League Totals	.298	365	1405	214	418	79	15	16	146	24	14	16	154	184	46	18	56	.370
	Major League Totals	.241	387	1472	217	355	77	6	47	170	10	15	16	156	307	44	16	36	.318

PLAYERS

# DOZIER'S CAREER FIELDING RECORD

POSITION	PCT	G	PO	A	E	TC	DP	PB
Second Base	.986	302	528	936	21	1485	208	—
Shortstop	.964	83	111	287	15	413	70	—
Totals	.981	385	639	1223	36	1898	278	—



Brian Dozier hit 23 home runs and stole 21 bases in 2014, becoming the sixth different player (7th time) in club history to do so and first since Torii Hunter in 2004.

# TWINS - 20 HR/20 SB IN THE SAME SEASON

YEAR	PLAYER	POS	HR	SB
1977	Larry Hisle	OF	28	21
1986	Kirby Puckett	OF	31	20
1995	Marty Cordova	OF	24	20
2001	Corey Koskie	3B	26	27
2002	Torii Hunter	OF	29	23
2004	Torii Hunter	OF	23	21
2014	Brian Dozier	2B	23	21





# BRIAN DUENSING

**HEIGHT/WEIGHT:** 6-0/200  
**BATS/THROWS:** L/L  
**BORN:** 2/22/83 in Marysville, KS  
**OPENING DAY AGE:** 32  
**RESIDES:** Omaha, NE  
**ACQUIRED:** 3rd round, 2005 First-Year Player Draft  
**M.L. SERVICE:** 5 years, 104 days  
**CONTRACT STATUS:** Signed thru 2015

LHP

52

2014		GAME HIGHS		CAREER	
IP: 2.2, 5/1 vs. LAD	Walks: 3, 8/24 vs. DET		IP: 9.0, 2x, last 7/4/11 vs. TB	Walks: 4, 8x, last 7/4/11 vs. TB	
SO: 3, 7/22 vs. CLE	CG: --		SO: 9, 8/13/11 at CLE	CG: 2, last 7/4/11 vs. TB	
Win-Streak: 2, 7/5-8/11	Low-Hit: --		Win-Streak: 6, 6/11-8/9/13	Low-Hit: 3, 8/14/10 vs. OAK	

**PERSONAL:** Brian Matthew Duensing (pronounced DONE-sing)...wife, Lisa (Blunk)...daughter, McKenna (1/5/12), and son, Boston Matthew (3/31/14)...2001 graduate of Millard South (NE) High School...attended University of Nebraska where he was Collegiate Baseball honorable mention All-American, Big 12 All-Freshman team and NCAA Lincoln All-Regional team in 2002...went 17-2, 3.67 ERA (184.0 IP, 75 ER) with 59 walks and 136 strikeouts in 45 career games (26 starts) for the Cornhuskers...pitched for Team USA in 2008 Olympic Games in Beijing, China...active supporter of the Leukemia & Lymphoma Society...participates in the Lefties Lunkers fishing tournament and the Light The Night Walk, which helps raise awareness for Leukemia and Lymphoma...recipient of 2014 Carl R. Pohlad Award for Community Service...participates annually in Twins Winter Caravan...is involved with Cheerful Givers, an association that supports helping children in need, providing gifts to disadvantaged children.

## 2014:

- Made Twins Opening Day roster for sixth straight season but missed Twins first two games after being placed on Paternity List, attending the birth of his second child, Boston Matthew...reinstated April 3.
- Posted a 0.84 ERA (10.2 IP, 1 ER) in nine April appearances.
- 18 of first 20 appearances were scoreless April 3-May 29, including a string of 10 straight appearances May 5-29 (7.0 IP).
- Posted a 2.52 ERA (35.2 IP, 10 ER) in 36 appearances Pre-All-Star break, the sixth best ERA in the AL among left-handed relievers (minimum 30.0 IP).
- Did not allow a home run in 23 straight appearances (19.0 IP) June 10-August 15.
- Posted a 0.96 ERA (9.1 IP, 1 ER) in 11 July appearances.
- Appeared in 62 games, the second most of his career...49 of 62 appearances on the season were scoreless.
- Led all Twins relievers in ERA (3.31) and ranked fourth in appearances.
- Given the Carl R. Pohlad Community Service Award voted on by the Twin Cities Chapter of the BBWAA.

**2013:** Made the Twins Opening Day roster for fifth straight season...posted a 1.76 ERA (15.1 IP, 3 ER) in first 16 appearances April 1-May 14...earned first career save May 28 vs. Milwaukee, pitching a scoreless 14th inning...won back-to-back games June 11 and 12 vs. Philadelphia, pitching 0.2 scoreless innings in each appearance...did not allow a home run in first 35 appearances (26.1 IP) May 1-June 21, before allowing one to Derek Dietrich June 25 at Miami...the streak went back to August 30, 2012, a span of 47 games (48.1 IP)...won both games of the split doubleheader August 9 at Chicago-AL, tossing 0.1 innings and 1.0 innings respectively; first MLB pitcher to win both games of a doubleheader since Yankees' Luis Vizcaino July 21, 2007...became second pitcher in franchise history to do so, the other being Washington's Walter Johnson September 23, 1923 vs. St. Louis (10.0 IP in both games)...posted a 13.0 consecutive scoreless inning streak over 13 games August 3-September 3...set single-season career-high with 56th appearance August 16 vs. Chicago-AL...appeared in 73 games, tied for seventh most in the American League, the most among left-handers...tied for seventh most appearance ever by a Twins left-hander.

**2012:** Opened season in Twins bullpen, marking fourth straight season on club's Opening Day roster...posted ERA of 1.71 (21.0 IP, 4 ER) and an opponent batting average of .178 (13-for-73) with no home runs allowed in first 19 appearances April 6-May 20...earned first win, tossing 2.0 scoreless innings June 2 at Cleveland...inserted into rotation and made first start June 23 at Cincinnati...went 0-4, 10.13 ERA (13.1 IP, 15 ER) in four starts June 23-July 15 before returning to bullpen...inserted back into rotation for seven starts July 29-August 30; earned first win as starter July 29 vs. Cleveland, allowing one run on five hits in 6.0 innings — first win as a starter since August 28, 2011 vs. Detroit...set career-high with 54th appearance September 29 vs. Detroit; finished with 55 appearances...went 2-4, 3.47 ERA (57.0 IP, 22 ER) in 44 relief appearances and 2-8, 6.92 ERA (52.0 IP, 40 ER) in 11 starts.

## AL PITCHING LEADERS

### GAMES BY LEFTIES SINCE 2012

1. Jake McGee.....	213
2. Glen Perkins.....	194
3. Brian Duensing.....	190
4. Charlie Furbush.....	186
5. Matt Thornton.....	180



**2011:** Named to Twins Opening Day roster as club's number five starter...made first start April 5 at New York-AL, allowing four runs on six hits in 7.0 innings and did not factor into the decision...went 2-1, 2.91 ERA (34.0 IP, 11 ER) in five starts in April and 0-4, 8.76 ERA (24.2 IP, 24 ER) in six games (5 starts) in May...lost five straight decisions April 30-May 25 before snapping that streak, tossing 8.0 shutout innings in a win June 5 at Kansas City...tossed second career complete game shutout, allowing six hits, walking four and striking out seven July 4 vs. Tampa Bay...recorded 200th career strikeout, fanning Ramon Castro in fifth inning July 9 at Chicago-AL...set career-high with nine strikeouts in 6.2 innings August 13 at Cleveland, but was dealt the loss, allowing three runs on nine hits...was unavailable to pitch September 4-13 with a right oblique strain, which occurred in second inning of September 3 start at Los Angeles-AL...held left-handed batters to .217 (38-for-175) batting average with seven extra-base hits...committed four fielding errors on season after entering 2011 having committed none...led Twins staff in losses but ranked second on staff in innings pitched (161.2), starts (28) and strikeouts (115).

**2010:** Started season on Twins Opening Day roster for second consecutive season...began season in bullpen and went 3-1, 1.67 ERA (43.0 IP, 8 ER) with nine holds in 39 appearances...did not allow a run in 10 consecutive appearances (9.1 IP) April 17-May 12...struck out in first career plate appearance June 24 at Milwaukee...was inserted into Twins starting rotation July 23...at the time of move to starting rotation, ranked eighth in American League in ERA for relievers (1.67), second among lefties, and his .214 opponent batting average ranked fifth among lefty relievers...first batters faced in relief went 1-for-36 (.028)...made first start of season July 23 at Baltimore and did not factor into the decision, allowing one run on four hits in 5.0 innings with no walks and three strikeouts...recorded first win of season as starter, allowing two runs on eight hits in 6.0 innings July 28 at Kansas City...pitched three-hit complete game shutout, the first CG and SHO of his career, August 14 vs. Oakland...became just third Twins lefty to pitch a shutout since 2002, joining Eric Milton (2002) and Johan Santana (2004 and twice in 05 and 07)...earned seventh victory of season, allowing one run on seven hits in 8.0 innings August 20 vs. Los Angeles-AL...set season-high with seven strikeouts, tossing 8.0 innings, allowing one run on six hits with no walks September 8 vs. Kansas City...recorded 10th win, allowing three runs on six hits in 6.0 innings in Twins 9-3 victory September 20 vs. Cleveland...won five consecutive decisions July 18-August 20, and eight of nine decisions July 18-September 20...started Game 3 of the ALDS October 9 at New York-AL, allowing five runs on seven hits in 3.1 innings and was dealt the loss...was 7-2, 3.05 ERA (85.2 IP, 29 ER) in 13 starts and 3-1, 1.80 ERA (45.0 IP, 9 ER) in 40 relief appearances...was one of two pitchers in major leagues to make 40-or-more relief appearances and 10-or-more starts (Hisanori Takahashi, New York-NL).

**2009:** Started season on Twins Opening Day roster for first time in career...appeared in one game for Twins, making major league debut in relief April 10 at Chicago-AL, allowing two earned runs on two hits in 3.0 innings with no walks...optioned to Triple-A Rochester April 14...made 13 starts for Red Wings...tossed 8.0 innings and allowed one run on six hits, earning the win June 26 vs. Colorado Springs...recalled by Twins July 7...made first career start July 29 vs. Chicago-AL, allowing two runs on three hits in 5.0 innings...earned first major league win August 22 at Kansas City, allowing two runs on six hits in 5.0 innings while walking one...earned second career victory, allowing one run on three hits in 7.0 innings, striking out eight August 28 vs. Texas...tossed 7.0 shutout innings September 2 vs. Chicago-AL...was winning pitcher with 7.0 shutout innings September 13 vs. Oakland...went 5-0, 1.88 ERA (43.0 IP, 9 ER) in seven starts August 22-September 23...posted .833 (5-1) winning percentage August 22-end of the season, tying him for fourth best in American League during that span...his 2.78 ERA (35.2 IP, 11 ER) in September was seventh lowest in AL (6 starts)...went 0-1, 5.17 ERA (31.1 IP, 18 ER) in 15 relief appearances and 5-1, 2.73 ERA (52.2 IP, 16 ER) in nine starts...started Game 1 of the ALDS October 7 at New York-AL, allowing five runs on seven hits in 4.2 innings, becoming third rookie in club history to start a postseason game.

**2008:** Was an invitee to Twins spring training...spent entire season at Triple-A Rochester...lost first two starts of year despite posting a 2.31 ERA (11.2 IP, 3 ER)...earned first win April 14 vs. Syracuse, allowing three runs in 5.2 innings...did not allow a run in back-to-back starts June 4 and June 9 (15.0 innings)...earned fifth win of season with 6.0 scoreless innings July 4 vs. Buffalo...pitched for 2008 USA Olympic Team July 28-August 27...posted 1-0 record with a 1.17 ERA (7.2 IP, 1 ER) and a .125 batting-average-against in four Olympic appearances...earned the win August 16 vs. Team Canada, tossing 3.1 scoreless innings of relief in a 5-4 win for Team USA...returned to Rochester and made only relief appearance of the season August 29 (2.0 scoreless innings)...made final start September 1 vs. Buffalo...went 3-2 with a 3.39 ERA over 12 home appearances (11 starts)...ranked 16th best prospect in the Twins organization by *Baseball America* entering the 2009 season.

**2007:** Began season at Double-A New Britain...allowed three runs-or-less in first six starts, going 3-0, 2.14 ERA (33.2 IP, 8 ER) April 9-May 9...pitched season-high 8.0 innings May 4 vs. Trenton...promoted to Rochester May 30...had season-high six-game win-streak, going 6-0, 2.44 ERA (44.1 IP, 12 ER) in seven starts July 7-August 8...named Twins minor league Player of the Week August 3-9...tied season-high nine strikeouts August 27 vs. Pawtucket...tied for second in all of minor leagues with three complete games...tied for ninth in all of minor league baseball with 15 wins...was third in International League in earned run average (2.66) and tied for third in wins (11)...ranked 18th best prospect in Eastern League by *Baseball America*...ranked eighth best prospect in Twins organization by *Baseball America* entering the 2008 season.

**2006:** Began season at Single-A Beloit...tossed 6.0-plus innings in eight consecutive starts April 18-May 28...pitched season-high 9.0 innings in complete game shutout May 10 at West Michigan...promoted to Single-A Ft. Myers June 6...tossed 6.0-plus innings in six consecutive starts June 9-July 6...promoted to Double-A New Britain July 14...tied season-high with eight strikeouts July 23 at Erie...was eighth in Twins organization in earned run average (3.49).

**2005:** Spent first professional season at Rookie Elizabethton...was 1-0, 1.13 ERA (8.0 IP, 1 ER) in three appearances (1 start) July 5-15...did not allow a run in two of three appearances (2 starts), going 2-0, 2.19 ERA (12.1 IP, 3 ER) August 6-11...tossed season-high 7.0 innings August 11 at Danville...tied season-high nine strikeouts August 24 at Bristol.

**PROFESSIONAL:** Selected by the Twins in the third round of the 2005 First-Year Player Draft; signed by scout Mark Wilson.



### DUENSING'S PITCHING RECORD

YEAR	CLUB	W-L	ERA	G	GS	CG	SH	SV	IP	H	R	ER	HR	HB	BB	SO	WP	BK	BAA
2005	Elizabethton	4-3	2.32	12	9	0	0	0	50.1	49	19	13	4	0	16	55	6	0	.249
2006	Beloit	2-3	2.94	11	11	0	0	0	70.1	68	26	23	3	1	14	55	1	0	.257
	Ft. Myers	2-5	4.24	7	7	0	0	0	40.1	47	25	19	4	0	8	33	1	0	.296
	New Britain	1-2	3.65	10	9	0	0	0	49.1	51	29	20	6	1	18	30	0	0	.277
2007	New Britain	4-1	2.66	9	9	0	0	0	50.2	47	19	15	2	1	7	38	0	0	.240
	Rochester	11-5	3.24	19	19	3	1	0	116.2	115	54	42	13	5	30	86	1	0	.261
2008	Rochester	5-11	4.28	25	24	0	0	0	138.2	150	75	66	16	5	34	77	4	0	.278
2009	MINNESOTA	5-2	3.64	24	9	0	0	0	84.0	84	37	34	7	3	31	53	1	0	.262
	Rochester	4-6	4.66	13	13	0	0	0	75.1	87	40	39	2	2	19	44	2	0	.298
2010	MINNESOTA	10-3	2.62	53	13	1	1	0	130.2	122	42	38	11	3	35	78	1	0	.247
2011	MINNESOTA	9-14	5.23	32	28	1	1	0	161.2	193	102	94	21	1	52	115	3	0	.299
2012	MINNESOTA	4-12	5.12	55	11	0	0	0	109.0	126	71	62	10	2	27	69	5	0	.288
2013	MINNESOTA	6-2	3.98	73	0	0	0	1	61.0	68	28	27	4	2	22	56	6	0	.283
2014	MINNESOTA	3-3	3.31	62	0	0	0	0	54.1	52	20	20	6	1	20	33	2	0	.254
Minor League Totals		33-36	3.61	106	101	3	1	0	591.2	614	287	237	50	15	146	418	15	0	.270
Major League Totals		37-36	4.12	299	61	2	2	1	600.2	645	300	275	59	12	187	404	18	0	.276

### DUENSING'S CAREER FIELDING RECORD

POSITION	PCT	G	PO	A	E	TC	DP	PB
Pitcher	.969	299	34	93	4	131	6	—

### DUENSING'S BATTING RECORD

BATTING	AVG	AB	R	H	2B	3B	HR	RBI	SH	SF	HB	BB	SO	SB	CS	OBP
Career	.000	6	0	0	0	0	0	0	0	0	0	0	4	0	0	.000

### DUENSING'S DIVISION SERIES RECORD

YEAR	OPPONENT	W-L	ERA	G	GS	CG	SH	SV	IP	H	R	ER	HR	HB	BB	SO	WP	BK	BAA
2009	New York-AL	0-1	9.64	1	1	0	0	0	4.2	7	5	5	1	0	1	3	1	0	.333
2010	New York-AL	0-1	13.50	1	1	0	0	0	3.1	7	5	5	1	0	1	1	0	0	.438
Division Series Totals		0-2	11.25	2	2	0	0	0	8.0	14	10	10	2	0	2	4	1	0	.378

### SAVES RULE

**Credit a pitcher with a save when he meets all three of the following conditions:**

- (1) He is the finishing pitcher in a game won by his club; and
- (2) He is not the winning pitcher; and
- (3) He qualifies under one of the following conditions:
  - (a) He enters the game with a lead of no more than three runs and pitches for at least one inning; or
  - (b) He enters the game with the potential tying run either on base, at bat or on deck; or
  - (c) He pitches effectively for at least three innings.

No more than one save may be credited in each game.

It is considered a 'blown save' when a pitcher who has entered a game in a save situation departs with the save situation no longer in effect because he has given up the lead. If the save situation still exists when he leaves the game, he is not charged with a save opportunity. And, if he has not given up the lead when he leaves the game, even though the save situation may no longer exist, he is not charged with a save opportunity.





# TYLER DUFFEY

**HEIGHT/WEIGHT:** 6-3/222  
**BATS/THROWS:** R/R  
**BORN:** 12/27/90 in Houston, TX  
**OPENING DAY AGE:** 24  
**RESIDES:** Houston, TX  
**ACQUIRED:** 5th round, 2012 First-Year Player Draft  
**M.L. SERVICE:** None  
**CONTRACT STATUS:** Signed thru 2015

NON-ROSTER INVITE

RHP

71

**PERSONAL:** Tyler Blinn Duffey...2009 graduate of Bellaire (TX) High School...attended Rice University from 2010-12, where he went 11-5, 3.06 ERA (153.0 IP, 52 ER) with 55 walks and 189 strikeouts in 92 career games (1 start)...named MVP of the 2011 Conference USA championship...finished third in the league with 30 appearances and eighth with 76 strikeouts in 2011...led Rice with four saves as a freshman in 2010.

## 2014:

- Began season with Single-A Ft. Myers.
- Went 3-0, 2.82 ERA (22.1 IP, 7 ER) with five walks and 13 strikeouts in four starts for the Miracle.
- Promoted to Double-A New Britain April 29.
- Went 9-1, 3.27 ERA (82.2 IP, 30 ER) with 17 walks and 68 strikeouts in final 13 starts for Rock Cats June 17-August 24, including a seven game win-streak from June 17-July 31.
- Named Eastern League Pitcher of the Week July 28, going 2-0, 1.29 ERA (14.0 IP, 2 ER) with no walks and 16 strikeouts in two starts.
- Promoted to Triple-A Rochester August 13.
- Won first two Triple-A starts: August 13 vs. Durham and August 19 at Buffalo.
- Placed on 7-day disabled list August 25 with an oblique injury, ending his season.
- Combined to go 13-3, 3.67 ERA (149.2 IP, 61 ER) with 30 walks and 113 strikeouts in 25 starts between three levels combined.
- Named 16th best prospect in Twins system by *Baseball America* entering 2015.

**2013:** Began season with Single-A Cedar Rapids and made nine starts, going 3-2, 2.78 ERA (58.1 IP, 18 ER) with 47 strikeouts and just six walks...named Twins minor league Player of the Week April 12, going 1-0, 0.00 ERA (7.0 IP) with no walks and seven strikeouts in one start...named Midwest League Midseason All-Star...promoted to Single-A Ft. Myers June 5...recorded career-high 10 strikeouts (7.0 IP) July 22 at Brevard County...placed on 7-day disabled list August 16 with a right foot sprain; reinstated August 28...went 3-3, 4.67 ERA (52.0 IP, 27 ER) in nine starts and 1-2, 3.38 ERA (10.2 IP, 4 ER) in six relief appearances...combined to post a 3.64 ERA (121.0 IP, 49 ER), 10th lowest in the Twins minor league system.

**2012:** Spent first professional season with Rookie Elizabethton and began season on 7-day disabled list with right shoulder impingement syndrome; reinstated July 6...recorded first professional save July 20 at Johnson City, tossing 2.0 scoreless innings...recorded first professional win August 1 vs. Burlington...struck out 27 and walked just two in 19.0 innings pitched.

**PROFESSIONAL:** Selected by the Twins in the fifth round of the 2012 First-Year Player Draft; signed by scout Greg Runser.

## DUFFEY'S PITCHING RECORD

YEAR	CLUB	W-L	ERA	G	GS	CG	SH	SV	IP	H	R	ER	HR	HB	BB	SO	WP	BK	BAA
2012	Elizabethton	2-0	1.42	12	0	0	0	2	19.1	10	3	3	1	0	2	27	1	0	.154
2013	Cedar Rapids	3-2	2.78	9	9	0	0	0	58.1	49	19	18	5	1	6	47	0	0	.221
	Ft. Myers	4-5	4.45	15	9	0	0	0	62.2	67	37	31	3	4	17	44	4	0	.272
2014	Ft. Myers	3-0	2.82	4	4	0	0	0	22.1	22	8	7	0	0	5	13	0	0	.244
	New Britain	8-3	3.80	18	18	0	0	0	111.1	104	52	47	14	5	19	84	4	0	.248
	Rochester	2-0	3.94	3	3	0	0	0	16.0	16	7	7	3	1	6	16	0	0	.258
Minor League Totals		22-10	3.51	61	43	0	0	2	289.2	268	126	113	26	11	55	231	9	0	.243





# EDUARDO ESCOBAR

**HEIGHT/WEIGHT:** 5-10/185

**BATS/THROWS:** S/R

**BORN:** 1/5/89 at Villa de Cura, VZ

**OPENING DAY AGE:** 26

**RESIDES:** Palo Negro, VZ

**ACQUIRED:** Trade with Chicago-AL, 7/28/12

**M.L. SERVICE:** 2 years, 128 days

**CONTRACT STATUS:** Signed thru 2015

INF

5

2014		GAME HIGHS		CAREER	
Hits: 5, 8/22 vs. DET	HR: 1, 6x, last 9/27 at DET		Hits: 5, 8/22/14 vs. DET	HR: 1, 9x, last 9/27/14 at DET	
RBI: 6, 9/27 at DET	Grand Slam: --		RBI: 6, 9/27/14 at DET	Grand Slam: --	
Hit-Streak: 8, 5/10-18	SB: 1, 5/2 vs. BAL		Hit-Streak: 8, 5/10-18/14	SB: 1, 4x, last 5/2/14 vs. BAL	

**PERSONAL:** Eduardo Jose Escobar...two sons, Eduardo Jr. and Raul...acquired by Twins in a trade July 28, 2012 in exchange for pitcher Francisco Liriano...listens to American music to help improve his English...named winner of gold glove at shortstop in Venezuelan Winter League in 2014, while playing for Tigres de Aragua.

## 2014:

- Made Twins Opening Day roster for second consecutive season and third of his career (Chicago-AL in 2012).
- Set single-game career-high with four hits April 30 vs. Los Angeles-NL.
- Started first career game in leftfield May 7 at Cleveland, playing 8.2 innings and making three putouts...started first career game in centerfield May 8 at Cleveland, playing 8.0 innings, making two putouts and recording two outfield assists...became second "primary infielder" in club history to record two outfield assists in a single game, the other being Jeff Reboulet May 20, 1996 vs. Milwaukee.
- Became Twins primary shortstop in early May when Twins optioned Pedro Florimon...started 19 straight games at shortstop May 23-June 10.
- Hit go-ahead solo home run to break 0-0 tie in top of 10th inning May 5 at Cleveland off John Axford; became second Twins player in the last 15 years to break a scoreless tie in extra innings with a homer, the previous being Jim Thome September 11, 2010 at Cleveland.
- Hit safely in career-high eight straight games May 10-18, hitting .419 (13-for-31) with six doubles during the streak.
- Hit .322 (29-for-90) in 27 May games with 13 doubles — tied with Ian Kinsler (May) and Denard Span (June) for most doubles in any month among all major leaguers.
- Hit .314 (53-for-169) with 21 doubles, 19 runs scored, 12 walks and a .357 on-base percentage in his first 55 games (through June 15).
- Recorded career-high five hits August 22 vs. Detroit, falling a double short of the cycle...according to Elias Sports Bureau, he became the first player to collect five hits, including a home run, in a game from either the eighth or ninth slot in the lineup since Detroit's Carlos Pena had six hits, including a pair of homers, at Kansas City in 2004...became second Twin on the season to get hits off five different pitchers in the same game — Danny Santana did it against the Chicago-AL on August 3.
- Recorded career-high six RBI September 27 at Detroit.
- Hit .328 (43-for-131) with 17 extra-base hits (4 home runs) from the right side and .252 (76-for-302) with 26 extra-base hits (2 home runs) from the left side...the .328 average from the right side ranked third best in baseball among all switch hitters.
- Ranked second on the Twins in doubles (35) and tied for 10th in the AL.
- Played 98 games at shortstop (86 starts), 25 games at third base (23 starts), nine at second base (6 starts), two in leftfield (1 start) and one in centerfield (1 start).
- Given the Charles O. Johnson Award for Twins Most Improved Player as voted on by the Twin Cities Chapter of the BBWAA.

**2013:** Made Twins Opening Day roster, marking his second time on a major league Opening Day roster (Chicago-AL in 2012)...hit walk-off two-run double April 3 vs. Detroit, giving the Twins the 3-2 victory and his second career walk-off hit...hit first career home run April 9 at Kansas City, a solo shot off Jeremy Guthrie...optioned to Triple-A Rochester July 14...recorded back-to-back four-hit games August 11 and 12 at Norwich...finished the Triple-A season with a season-high nine-game hitting streak August 25-September 2...named International League Player of the Week September 3 after leading the IL with 12 hits, three home runs, nine RBI, seven runs scored and a .867 slugging percentage in the season's final eight games...on the final day, went 4-for-5 with three doubles, one home run and five RBI September 2 vs. Scranton-Wilkes-Barre...hit .307

MLB BATTING LEADERS	
DOUBLES FOR SWITCH-HITTERS IN 2014	
1. Eduardo Escobar, MIN .....	35
Melky Cabrera, TOR .....	35
3. Ben Zobrist, TB .....	34
4. Victor Martinez, DET .....	33
Jose Reyes, TOR .....	33



(51-for-166) with 16 doubles in 43 games on the season for Triple-A Rochester...recalled by Minnesota September 9 and hit .324 (11-for-34) in 11 games to finish the season.

**2012:** Made White Sox Opening Day roster, the first of his career...appeared in 36 games for Chicago-AL, playing third base, shortstop and second base...hit .207 (18-for-87) with four doubles, a triple and 14 runs scored...entered season ranked 10th best prospect and best defensive infielder in White Sox organization for third straight season by *Baseball America*...acquired from Chicago-AL in exchange for Francisco Lirio July 28, 2012; spent entire season on White Sox 25-man roster prior to being traded to Twins...added to Twins 40-man roster and assigned to Triple-A Rochester...hit .217 (30-for-138) with three doubles, three triples, one home run, nine RBI and 19 runs scored in 35 games for Red Wings...committed just three errors while playing third base (17 games), shortstop (10 games) and second base (9 games)...recalled by Twins September 4...made Twins debut, going 2-for-4 with three RBI and two runs scored September 4 at Chicago-AL...recorded RBI-single in first Twins at-bat.

**2011:** Spent majority of season with Triple-A Charlotte (Chicago-AL)...recalled September 3 and made major league debut that night at Detroit...entered game as defensive replacement at shortstop and picked up first major league hit, a single off Justin Verlander...batted .266 (130-for-489) with 23 doubles, four triples, four home runs and 49 RBI in 137 games with Knights...appeared in 107 games at shortstop and 30 at second base...batted .396 (19-for-48) over last 11 games, including eight-game hitting streak August 25-31 (.436, 14-for-32)...hit .255 (47-for-184) with one home run and 19 RBI in 53 games with La Guaira in Venezuelan Winter League...entered season ranked by *Baseball America* as best defensive infielder and fifth best prospect in White Sox organization.

**2010:** Combined to hit .277 (158-for-570) with 26 doubles, 11 triples, six home runs and 61 RBI in 136 games between Single-A Winston-Salem and Double-A Birmingham...named to Midseason and Postseason Carolina League All-Star teams...named best defensive shortstop in CL by *Baseball America*...ranked among White Sox organizational leaders in triples (2nd, 11), runs scored (T-2nd, 158) and total bases (T-6th, 224)...appeared in 28 games with Peoria Saguaros in Arizona Fall League, hitting .300 (33-for-110) with four home runs, 15 RBI and 22 runs scored...ranked among AFL leaders in total bases (1st, 59), triples (T-1st, 5), runs scored (2nd), home runs (T-3rd) and hits (T-3rd)...named to AFL West Division Rising Stars team...entered season ranked as best defensive infielder in the White Sox organization by *Baseball America*...played six games with La Guaira in Venezuelan Winter League.

**2009:** Hit .256 (119-for-464) with three home runs and 41 RBI in 128 games with Single-A Kannapolis (Chicago-AL)...led team in runs scored (64) and stolen bases (20)...posted 16-game hitting streak August 18-September 3, batting .426 (26-for-61)...hit .269 (7-for-26) in 26 games with La Guaira in Venezuelan Winter League.

**2008:** Began season with Rookie Great Falls before being promoted to Single-A Kannapolis, batting .281 (75-for-267) in 66 combined games...played in six games with La Guaira in Venezuelan Winter League.

**2007:** Spent entire season with the Dominican Summer League White Sox.

**2006:** Made professional debut with Venezuelan Summer League White Sox.

**PROFESSIONAL:** Signed as an undrafted free agent with Chicago-AL, January 28, 2006.

#### ESCOBAR'S PLAYING RECORD

YEAR	CLUB	AVG	G	AB	R	H	2B	3B	HR	RBI	SH	SF	HB	BB	SO	SB	CS	E	OBP
2006	VSL White Sox	.236	46	123	21	29	3	1	0	17	6	1	1	14	25	7	6	9	.317
2007	DSL White Sox	.291	64	247	56	72	5	4	0	18	6	2	5	22	45	19	14	17	.359
2008	Great Falls	.417	6	24	6	10	2	1	1	4	0	1	1	2	3	1	1	1	.464
	Kannapolis	.267	60	243	37	65	6	1	0	22	8	2	0	13	65	4	3	10	.302
2009	Kannapolis	.256	128	464	64	119	10	7	3	41	17	3	1	29	91	20	6	23	.300
2010	Winston-Salem	.285	87	368	57	105	18	8	3	39	11	4	2	23	76	8	5	15	.327
	Birmingham	.262	49	202	22	53	8	3	3	22	5	0	0	9	35	3	0	10	.294
2011	Charlotte	.266	137	489	55	130	23	4	4	49	15	4	1	27	104	13	8	19	.303
	CHICAGO-AL	.286	9	7	0	2	0	0	0	0	0	0	0	0	1	0	0	0	.286
2012	CHICAGO-AL	.207	36	87	14	18	4	1	0	3	1	0	0	9	23	2	0	2	.281
	Rochester	.217	35	138	19	30	3	3	1	9	4	1	0	8	26	3	1	3	.259
	MINNESOTA	.227	14	44	4	10	0	0	0	6	1	1	1	2	8	1	0	0	.271
2013	Rochester	.307	43	166	22	51	16	2	4	27	1	1	3	17	37	6	2	6	.380
	MINNESOTA	.236	66	165	23	39	5	2	3	10	2	1	0	11	34	0	2	7	.282
2014	MINNESOTA	.275	133	433	52	119	35	2	6	37	4	2	2	24	93	1	1	9	.315
	Minor League Totals	.269	655	2464	359	664	94	34	19	248	73	19	14	164	507	84	46	113	.316
	Major League Totals	.255	258	736	93	188	44	5	9	56	8	4	3	46	159	4	3	18	.300

#### ESCOBAR'S CAREER FIELDING RECORD

POSITION	PCT	G	PO	A	E	TC	DP	PB
Shortstop	.978	149	171	323	11	505	63	—
Third Base	.948	73	21	88	6	115	13	—
Second Base	.992	32	50	69	1	120	18	—
Outfield	1.000	5	7	2	0	9	0	—
Totals	.976	248	249	482	18	749	94	—





# ERIC FARRIS

**HEIGHT/WEIGHT:** 5-9/180

**BATS/THROWS:** R/R

**BORN:** 3/3/86 in Sacramento, CA

**OPENING DAY AGE:** 29

**RESIDES:** Sacramento, CA

**ACQUIRED:** Signed as minor league free agent, 11/17/14

**M.L. SERVICE:** 38 days

**CONTRACT STATUS:** Signed thru 2015

NON-ROSTER INVITE

OF **53**

2014				GAME HIGHS				CAREER			
Hits: --				HR: --				Hits: 1, 9/29/12 vs. HOU		HR: --	
RBI: --				Grand Slam: --				RBI: --		Grand Slam: --	
Hit-Stroke: --				SB: --				Hit-Stroke: 1, 9/29/12		SB: 1, 10/2/12 vs. SD	

**PERSONAL:** Eric Michael-Jay Farris...2004 graduate of Hamilton (AZ) High School...attended Loyola Marymount University (CA) where he played baseball for three seasons from 2005-07...received All-West Coast Conference honors for the third consecutive season, earning honorable mention recognition as a junior in 2007...led LMU in batting average (.349), runs scored (46), hits (81), total bases (108) and stolen bases (33) in 2007...hit safely in 25 consecutive games between sophomore and junior seasons...was a semifinalist for USA Baseball's Golden Spikes award...hit .469 with 41 RBI, 50 runs scored and 14 stolen bases to lead Hamilton to back-to-back state titles in 2003-04...was a Collegiate Baseball/TPX All-American...named Arizona Player of the Year by the East Valley Tribune and the ABCA.

## 2014:

- Spent entire season with Triple-A Rochester after signing minor league contract with Minnesota January 6.
- Hit .329 (25-for-76) with 11 runs scored and a .341 on-base percentage in 23 April games.
- Hit safely in season-high nine straight games May 28-June 4, hitting .389 (14-for-36) with four doubles, seven runs scored and three RBI in that span.
- Recorded four hitting streaks of eight-plus: April 17-25 (8), May 8-15 (8), May 28-June 4 (9) and June 24-July 2 (8).
- Led Red Wings in outfield assists with eight, three coming in one game June 23 at Buffalo.
- Hit safely in 13 of final 16 games August 15-September 1, hitting .389 (21-for-54) during that time.
- Led Wings with 43 multi-hit games; 37 two-hit games and six three-hit games.
- Played for Culiacan in the Caribbean Winter Leagues, hitting .309 (64-for-207) with eight doubles, three home runs and 32 RBI in 53 games.

**2013:** Began the season in Seattle organization, after being selected in the minor league phase of the 2012 Rule 5 draft...released in late March and signed with Minnesota March 30...began season at Double-A New Britain...played in one game with Rock Cats before being promoted to Triple-A Rochester on April 5 after Drew Butera was placed on DL...ranked second on Wings in games played (117) and stolen bases (23)...recorded season-high nine-game hitting streak May 7-15, hitting .355 (11-for-31) with one double, one triple, three RBI and three runs scored during streak...hit .277 (5-for-18) with two RBI in five IL playoff games.

**2012:** Spent season with Triple-A Nashville (Milwaukee)...hit .286 with seven home runs, 31 RBI and 35 stolen bases in 131 games for the Sounds...recalled by Milwaukee August 31...recorded first major league hit on September 29 vs. Houston, singling off Enderio Del Rosario; came around to score first career run...recorded two 10-plus game hitting streaks, including a season-high 11-game hitting streak August 17-27, hitting .392 (20-for-51)...hit .315 (28-for-89) with runners in scoring position.

**2011:** Spent season with Triple-A Nashville...hit .271 with six home runs, 55 RBI and 21 stolen bases in 134 games for the Sounds...recalled by Milwaukee July 28 and made major league debut that same day vs. Chicago-NL, going hitless in one pinch hit at-bat...optioned back the next day...hit .303 (37-for-122) with 11 doubles and 22 runs scored in 29 August games for the Sounds.

**2010:** Spent season at Triple-A Nashville...hit .274 with two home runs, 15 RBI and 14 stolen bases in 60 games for the Sounds...placed on Nashville disabled list April 30 with torn ligament right knee; reinstated July 22...appeared in 10 games on rehab assignment with AZL Brewers June 25-July 22...played for the Surprise Rafterers in the Arizona Fall League, hitting .351 (26-for-74) with four doubles, one triple, eight RBI and 16 runs scored in 17 games...ranked seventh-best prospect in the Brewers organization according to *Baseball America* entering 2011.

**2009:** Spent season with Single-A Brevard County (Milwaukee), hitting .298 with seven home runs, 49 RBI and 70 stolen bases in 124 games...named to Florida State League Midseason and Postseason All-Star teams...led FSL in stolen bases (70) and tied for third in all of Minor League Baseball...ranked third in FSL in hits (141), fourth in batting average (.298) and tied for fifth in runs (68)...led all of Minor League Baseball in sacrifice bunts (26).

**2008:** Spent season Single-A West Virginia (Milwaukee), hitting .293 with three home runs, 54 RBI and 32 stolen bases in 103 games...had the fewest strikeouts-per-plate appearance in the South Atlantic League (1 K/9.84 PA).



**2007:** Spent season with Rookie Level Helena (Milwaukee), hitting .326 with one home run, 34 RBI and 21 stolen bases in 63 games...named Pioneer League All-Star as he ranked third in the league in stolen bases (21)...posted fewest strikeouts-per-plate appearance in the Pioneer League (1 K/12.23 PA).

**PROFESSIONAL:** Selected by Milwaukee in fourth round of 2007 First-Year Player Draft; signed by scout Corey Rodriguez...originally selected by Atlanta in the 42nd round of 2004 First-Year Player Draft but did not sign, electing to attend Loyola Marymount University.

FARRIS' PLAYING RECORD																			
YEAR	CLUB	AVG	G	AB	R	H	2B	3B	HR	RBI	SH	SF	HB	BB	SO	SB	CS	E	OBP
2007	Helena	.326	63	239	34	78	16	2	1	34	9	3	2	16	22	21	5	7	.369
2008	West Virginia	.293	103	454	73	133	21	4	3	54	4	5	5	24	50	32	10	18	.332
2009	Brevard County	.298	124	473	68	141	18	1	7	49	26	3	3	29	46	70	6	10	.341
2010	AZL Brewers	.250	10	32	5	8	5	0	1	9	0	2	0	1	3	1	0	0	.257
	Nashville	.274	60	230	28	63	9	1	2	15	5	1	4	9	25	14	2	4	.311
2011	Nashville	.271	134	538	70	146	26	5	6	55	14	4	6	32	70	21	7	17	.317
	MILWAUKEE	.000	1	1	0	0	0	0	0	0	0	0	0	0	0	0	0	0	.000
2012	Nashville	.286	131	483	63	138	21	1	7	31	8	4	6	27	56	35	13	8	.329
	MILWAUKEE	.125	13	8	1	1	0	0	0	0	0	0	0	1	2	1	0	0	.222
2013	New Britain	.500	1	2	1	1	0	0	0	0	0	0	0	1	1	0	1	0	.667
	Rochester	.248	117	404	44	100	13	2	3	31	7	5	2	31	53	23	5	3	.301
2014	Rochester	.280	133	483	59	135	23	1	4	44	4	7	3	26	57	16	8	0	.316
Minor League Totals		.283	876	3338	445	943	152	17	34	322	77	34	31	196	383	233	57	67	.325
Major League Totals		.111	14	9	1	1	0	0	0	0	0	0	0	1	2	1	0	0	.200

FARRIS' CAREER FIELDING RECORD									
POSITION	PCT	G	PO	A	E	TC	DP	PB	
Second Base	1.000	2	1	0	0	1	0	—	
Outfield	—	1	0	0	0	0	0	—	
Totals	1.000	3	1	0	0	1	0	—	

TWINS MOST RUNS SCORED IN A GAME					
RUNS	DATE/OPPONENT	RUNS	DATE/OPPONENT	RUNS	DATE/OPPONENT
24	4/24/96 at Detroit	17	5/25/65 at Boston	15	5/14/64 vs. Chicago-AL
23	6/4/02 vs. Cleveland		7/24/76 at Chicago-AL		7/2/64 at Boston
21	5/20/94 vs. Boston		7/25/83 vs. Milwaukee		5/15/76 at California
	6/4/94 at Detroit		5/29/92 vs. Detroit		7/10/77 vs. Seattle
20	4/27/80 vs. Oakland		8/10/94 vs. Boston		5/7/78 at Baltimore
	7/6/07 at Chicago-AL	16	9/7/69 at Oakland		9/9/80 vs. Milwaukee
	5/21/09 at Chicago-AL		5/8/79 vs. Toronto		5/22/88 at Texas
	8/22/14 vs. Detroit		6/30/79 vs. Chicago-AL		5/24/92 at Detroit
19	6/26/77 vs. Chicago-AL		5/18/83 vs. Oakland		6/4/92 vs. Texas
	5/20/89 at Texas		4/24/90 vs. Detroit		9/19/00 vs. Texas
	7/26/10 at Kansas City		5/25/90 vs. Boston		6/12/03 vs. Colorado
	7/16/12 vs. Baltimore		4/3/96 vs. Detroit		5/9/06 at Texas
18	9/5/76 vs. Chicago-AL		4/30/96 vs. Kansas City		7/31/06 vs. Texas
	9/10/76 vs. Kansas City		7/15/96 vs. Chicago-AL		5/21/10 vs. Milwaukee
	4/15/79 at Seattle		7/25/96 vs. Boston		5/8/13 at Boston
	5/16/03 vs. Chicago-AL		6/19/03 at Kansas City		
	9/4/12 at Chicago-AL		6/1/04 vs. Tampa Bay		
			5/20/06 at Milwaukee		
			5/13/07 vs. Detroit		
			8/3/14 at Chicago-AL		





# CASEYFIEN

**HEIGHT/WEIGHT:** 6-2/212

**BATS/THROWS:** R/R

**BORN:** 10/21/83 in Santa Rosa, CA

**OPENING DAY AGE:** 31

**RESIDES:** Buena Park, CA


**ACQUIRED:** Signed as minor league free agent, 1/3/12

**M.L. SERVICE:** 2 years, 143 days

**CONTRACT STATUS:** Signed thru 2015

RHP

50

2014		GAME HIGHS		CAREER	
IP: 2.1, 4/23 at TB	Walks: 1, 10x, last 9/5 vs. LAA		IP: 3.0, 3x, last 7/15/12 vs. OAK	Walks: 2, 4x, last 4/10/13 at KC	
SO: 3, 6/8 vs. HOU	CG: --		SO: 4, 2x, last 7/26/13 at SEA	CG: --	
Win-Streak: 3, 4/13-23	Low-Hit: --		Win-Streak: 7, 7/19/13-4/23/14	Low-Hit: --	

**PERSONAL:** Casey Michael Fien (pronounced FEEN)...wife, Joann...daughter, Jordan Avery (10/23/13)...2002 graduate of John F. Kennedy High School in La Palma, CA...attended William Penn University in Oskaloosa, IA, where he went 6-3, 2.48 ERA in 2003; Golden West College in Huntington Beach, CA, where he went 3-2, 2.93 ERA in 2004; and Cal Poly, San Luis Obispo from 2005-06...along with a childhood friend, created a social media polling app called QVC (stands for Question/Vote) in 2012, with the purpose to collect instant polling data via four forms of social media: Twitter, Facebook, email and texting...is involved with Cheerful Givers, an association that supports helping children in need, providing gifts to disadvantaged children.

## 2014:

- Made Twins Opening Day roster for second time in career.
- 20 of first 22 appearances were scoreless March 31-May 27, posting a 1.71 ERA (21.0 IP, 4 ER) in that span.
- Earned three wins in a four-game span April 13-23, including wins in consecutive appearances April 13 vs. Kansas City and 17 vs. Toronto...it extended his career-high win-streak to seven, dating back to July 19, 2013.
- Recorded a hold in six straight appearances May 9-21.
- Posted a 1.38 ERA (13.0 IP, 2 ER) in 14 May appearances.
- Went 26 straight games (25.0 IP) without allowing a home run, until allowing a homer to George Springer June 8 vs. Houston.
- Earned first career save June 11 at Toronto, tossing 1.1 scoreless inning, his 148th career game.
- Recorded 15 holds pre-All-Star break, tied for third most in the AL and tied ninth most in baseball.
- Tied single-season career-high with 73rd, and final, appearance September 23 vs. Arizona...set career-highs in innings pitched (63.1) and wins (5, tied).
- Walked just 10 batters on the season, tied for sixth fewest in baseball among all relievers (minimum of 50.0 IP)...posted a walks-per-9.0 innings ratio of 1.42, seventh best in the AL among relievers...never walked more than one batter in an outing.
- Finished third in the AL in holds (26) and eighth in baseball...tied for fifth in the AL in games.

**2013:** Made an Opening Day roster for the first time in career...went 25 consecutive right-handed batters faced without allowing a hit May 23-June 23...walked just one batter in a 28-game span (26.2 IP) May 28-August 3, including 20 straight games (18.2 IP) without issuing a walk May 28-July 13...posted a 0.87 ERA (10.1 IP, 1 ER) in 11 June appearances and a 0.75 ERA (12.0 IP, 1 ER) in 13 July appearances...set a single-game career-high with four strikeouts (2.0 IP) June 23 at Cleveland and again July 26 at Seattle...allowed just two runs in a 30-game span (28.1 IP) May 28-August 9, posting a 0.64 ERA and an opponents batting average of .160 (15-for-94) with two walks allowed in that span...made career-high 73 appearances, tied for seventh most in the AL...held right-handed hitters to a .213 (29-for-136) batting average with six extra-base hits, while lefties hit .242 (22-for-91) with eight extra-base hits...led Twins relievers in wins with five.

**2012:** Signed by Twins as minor league free agent January 3...was an invite to Twins spring training and reassigned to minor league camp April 1, reporting to Triple-A Rochester...recorded a save in first appearance for Red Wings, tossing 1.0 scoreless inning April 5 at Syracuse...went 2-5, 4.30 ERA (46.0 IP, 22 ER) with opponents batting .228, and recorded nine saves in 12 opportunities in 33 games for Red Wings before having contract selected by Twins July 5 when Nick Blackburn was optioned...made Twins debut with 1.0 scoreless inning of relief with one hit allowed July 8 at Texas, his first major league appearance since July 20, 2010 vs. Texas (with Detroit)...earned first major league win, tossing 2.0 scoreless innings July 20 at Kansas City...ranked seventh in AL in ERA (2.12) after the All-Star break and 10th in opponent batting average (.194)...28 of 35 appearances were scoreless...allowed just one run five times and two runs two times.

AL PITCHING LEADERS	
HOLDS IN 2014	
1. Wade Davis, KC	33
2. Joba Chamberlain, DET	29
3. Casey Fien, MIN	26
4. Darren O'Day, BAL	25
5. Brett Cecil, TOR	24
Bryan Shaw, CLE	24



**2011:** Was an invitee to Houston's spring training...started season with Triple-A Oklahoma...appeared in nine games before being placed on 7-day disabled list with right elbow strain April 30...went on rehab assignment with GCL Astros June 25, reinstated June 30...pitched in 12 games for Red Hawks and was released by Houston August 2.

**2010:** Opened season in major league camp with Detroit before being claimed off waivers by Boston March 1 and then Toronto March 4...released by Blue Jays March 17...returned to Tigers organization as minor league free agent March 19...began regular season with Triple-A Toledo...had contract selected by the Tigers June 29 and played one game before being optioned back to Toledo July 3...joined Tigers for second time July 20...designated for assignment by the Tigers July 25 before being outrighted to Toledo July 28...signed a minor league contract with Houston November 12.

**2009:** Began season at Triple-A Toledo (Detroit)...had contract purchased by Tigers July 25 and made major league debut July 26 vs. Chicago-AL, striking out two batters in 2.1 scoreless innings of relief...optioned to Toledo August 4...recalled by Tigers for remainder of season September 1...finished season second among all International League relievers with 10.24 strikeouts-per-9.0 innings pitched, third with a 1.86 walks-per-9.0 innings and fourth with 10.55 baserunners-per-9.0-innings...named 27th best prospect in Tigers organization by *Baseball America*...appeared in five games for Ponce in Puerto Rican Winter League following the season, going 1-0, 1.59 ERA (5.2 IP, 1 ER) with five strikeouts.

**2008:** Started season at Double-A Erie (Detroit)...converted 11 straight save opportunities for Sea Wolves May 27-July 20...named to Eastern League's Midseason All-Star team...promoted to Triple-A Toledo July 28...transferred back to Double-A Erie August 28, but did not appear in a game before returning to Triple-A Toledo August 30...named 11th best prospect in Tigers organization by *Baseball America* following the season...played for Mesa in Arizona Fall League, going 2-0, 1.84 ERA (14.2 IP, 3 ER) with two saves and 15 strikeouts in 12 appearances.

**2007:** Spent season with Single-A West Michigan (Detroit)...appeared in four games during Midwest League playoffs, recording three saves and 13 strikeouts in 7.2 scoreless innings...led all Midwest League relievers with 11.36 strikeouts-per-9.0 innings pitched.

**2006:** Made professional debut with Single-A Oneonta (Detroit)...had eight straight scoreless outings July 4-26, tossing 17.0 scoreless innings.

**PROFESSIONAL:** Selected by the Tigers in the 20th round of the 2006 First-Year Player Draft; signed by scout Tim McWilliam.

### FIN'S PITCHING RECORD

YEAR	CLUB	W-L	ERA	G	GS	CG	SH	SV	IP	H	R	ER	HR	HB	BB	SO	WP	BK	BAA
2006	Oneonta	1-1	2.74	20	0	0	0	1	42.2	39	17	13	1	0	8	37	2	0	.248
2007	West Michigan	6-1	3.10	39	0	0	0	6	61.0	55	28	21	4	3	10	77	2	0	.233
2008	Erie	3-3	2.96	40	0	0	0	12	45.2	38	16	15	5	0	12	42	1	0	.226
	Toledo	2-0	2.40	12	0	0	0	1	15.0	14	4	4	2	1	4	17	1	0	.246
2009	Toledo	2-1	3.41	42	0	0	0	14	58.0	51	23	22	5	2	15	66	2	1	.237
	<b>DETROIT</b>	<b>0-1</b>	<b>7.94</b>	<b>9</b>	<b>0</b>	<b>0</b>	<b>0</b>	<b>0</b>	<b>11.1</b>	<b>13</b>	<b>11</b>	<b>10</b>	<b>2</b>	<b>0</b>	<b>6</b>	<b>9</b>	<b>0</b>	<b>0</b>	<b>.289</b>
2010	<b>DETROIT</b>	<b>0-0</b>	<b>10.12</b>	<b>2</b>	<b>0</b>	<b>0</b>	<b>0</b>	<b>0</b>	<b>2.2</b>	<b>4</b>	<b>3</b>	<b>3</b>	<b>2</b>	<b>0</b>	<b>0</b>	<b>0</b>	<b>0</b>	<b>0</b>	<b>.364</b>
	Toledo	3-3	2.60	44	0	0	0	8	62.1	54	21	18	8	1	13	44	0	0	.235
2011	GCL Astros	1-0	0.00	2	0	0	0	0	2.0	1	0	0	0	0	0	3	0	0	.143
	Oklahoma City	2-2	4.81	21	0	0	0	3	24.1	28	15	13	7	0	8	24	0	0	.289
2012	Rochester	2-5	4.30	33	0	0	0	9	46.0	39	23	22	5	0	14	42	1	0	.228
	<b>MINNESOTA</b>	<b>2-1</b>	<b>2.06</b>	<b>35</b>	<b>0</b>	<b>0</b>	<b>0</b>	<b>0</b>	<b>35.0</b>	<b>25</b>	<b>9</b>	<b>8</b>	<b>3</b>	<b>1</b>	<b>9</b>	<b>32</b>	<b>0</b>	<b>0</b>	<b>.195</b>
2013	<b>MINNESOTA</b>	<b>5-2</b>	<b>3.92</b>	<b>73</b>	<b>0</b>	<b>0</b>	<b>0</b>	<b>0</b>	<b>62.0</b>	<b>51</b>	<b>28</b>	<b>27</b>	<b>9</b>	<b>0</b>	<b>12</b>	<b>73</b>	<b>2</b>	<b>0</b>	<b>.225</b>
2014	<b>MINNESOTA</b>	<b>5-6</b>	<b>3.98</b>	<b>73</b>	<b>0</b>	<b>0</b>	<b>0</b>	<b>1</b>	<b>63.1</b>	<b>64</b>	<b>29</b>	<b>28</b>	<b>7</b>	<b>0</b>	<b>10</b>	<b>51</b>	<b>2</b>	<b>0</b>	<b>.262</b>
Minor League Totals		22-16	3.23	253	0	0	0	54	357.0	319	147	128	37	7	84	352	9	1	.238
Major League Totals		12-10	3.92	192	0	0	0	1	174.1	157	80	76	23	1	37	165	4	0	.240

### FIN'S CAREER FIELDING RECORD

POSITION	PCT	G	PO	A	E	TC	DP	PB
Pitcher	1.000	192	11	19	0	30	1	—

### TWINS ALL-TIME INDIVIDUAL SINGLE-SEASON BATTING LEADERS BY POSITION

#### POS AVERAGE

**C** Joe Mauer, .365 - 2009  
**1B** Rod Carew, .388 - 1977  
**2B** Rod Carew, .364 - 1974  
**3B** Rich Rollins, .307 - 1963  
**SS** Cristian Guzman, .302 - 2001  
**OF** Kirby Puckett, .356 - 1988  
**DH** Paul Molitor, .341 - 1996  
**P** Camilo Pascual, .268 - 1962

#### HOME RUNS

Joe Mauer, 28 - 2009  
 Harmon Killebrew, 49 - 1964, 69  
 Brian Dozier, 23 - 2014  
 Gary Gaetti, 34 - 1986  
 Roy Smalley, 24 - 1979  
 B. Allison ('63) and J. Willingham ('12), 35  
 Jason Kubel, 28 - 2009  
 J. Kaat ('64) and P. Ramos ('61), 3

#### RUNS BATTED IN

Joe Mauer, 96 - 2009  
 Harmon Killebrew, 140 - 1969  
 Chuck Knoblauch, 72 - 1996  
 Gary Gaetti, 109 - 1987  
 Roy Smalley, 95 - 1979  
 Kirby Puckett, 121 - 1988  
 Paul Molitor, 113 - 1996  
 Camilo Pascual, 19 - 1962

#### RUNS SCORED

Joe Mauer, 98 - 2008  
 Rod Carew, 128 - 1977  
 Chuck Knoblauch, 140 - 1996  
 Corey Koskie, 100 - 2001  
 Zoilo Versalles, 126 - 1965  
 Cesar Tovar, 120 - 1970  
 Paul Molitor, 99 - 1996  
 Jim Kaat, 17 - 1970





# ERIC FRYER

**HEIGHT/WEIGHT:** 6-2/215

**BATS/THROWS:** R/R

**BORN:** 8/26/85 in Columbus, OH

**OPENING DAY AGE:** 29

**RESIDES:** Reynoldsburg, OH

**ACQUIRED:** Signed as minor league free agent, 11/10/12

**M.L. SERVICE:** 1 years, 42 days

**CONTRACT STATUS:** Signed thru 2015

NON-ROSTER INVITE

C 26

2014		GAME HIGHS		CAREER	
Hits: 3, 8/3 at CWS	HR: 1, 8/2 at CWS		Hits: 3, 8/3/14 at CWS	HR: 1, 2x, last 8/2/14 at CWS	
RBI: 2, 2x, last 9/27 at DET	Grand Slam: --		RBI: 2, 2x, last 9/27/14 at DET	Grand Slam: --	
Hit-Strike: 3, 7/31-8/6	SB: 1, 8/3 at CWS		Hit-Strike: 4, 9/18-29/13	SB: 1, 2x, last 8/3/14 at CWS	

**PERSONAL:** Eric Joseph Fryer...wife, Alison...sons, Caleb (8/3/10), Noah (12/20/12) and Lucas (7/14/14)...2004 graduate of Reynoldsburg (OH) High School where he was a member of the varsity baseball team for four years and a four-time All-League, three-time All-District and All-State selection as a senior...played basketball for two years in high school...played baseball for three seasons at Ohio State University from 2005-07, where he hit .338 (205-for-606) with 36 doubles, seven triples, 10 home runs, 126 RBI and 118 runs scored in 172 career games for the Buckeyes...received Bachelors of Science Degree in Education with an emphasis in Sports Management from Ohio State in 2010.

## 2014:

- Optioned to Triple-A Rochester from Twins spring training March 16.
- Hit .252 (258-for-111) with seven doubles, 11 RBI and 12 walks in 36 games for the Red Wings and was recalled from Triple-A Rochester June 13, two days after the Twins optioned Josmil Pinto.
- Had first career three-hit game in first game of season with Twins June 14 at Detroit...scored three runs and recorded two RBI.
- Had second career three-hit game August 3 at Chicago-AL, including a home run, which was part of a back-to-back-to-back effort from him, Chris Parmelee and Oswaldo Arcia; first for Twins since 2001.
- Recorded second career stolen base August 3 at Chicago-AL.
- Played 24 games (22 starts) at catcher.

**2013:** Was an invite to Twins spring training and reassigned to minor league camp Mach 17; reported to Triple-A Rochester...hit first career grand slam May 17 vs. Durham...18 of 43 hits (42%) in the regular season went for extra-bases (11 doubles, 2 triples, 5 home runs)...Red Wings went 36-22 when he started at catcher...had contact purchased by Minnesota September 6...made Twins debut as a defensive replacement September 11 vs. Oakland and homered in first plate appearance, becoming the sixth Twin to do so, first since 2010 (Luke Hughes)...hit safely in five of six games with the Twins and drove in a run in four of those.

**2012:** Was an invite to Pirates spring training...started season with Triple-A Indianapolis and was Opening Day starter behind the plate, going 1-for-3 with a double April 6 at Toledo...had contract selected by Pittsburgh June 26...made Pirates debut as pinch-runner July 1 and also played the final inning in leftfield, his first career major league appearance in the outfield...played in four games, going 1-for-3 as pinch hitter, before being optioned back to Triple-A July 7...batted .391 (9-for-23) in 13 July games for Indianapolis...recalled by Pittsburgh September 1 and played in two games for the Pirates to finish the season.

**2011:** Began season with Double-A Altoona (Pittsburgh)...batted .345 (39-for-113) in 37 games with the Curve...promoted to Triple-A Indianapolis May 30...batted .262 (17-for-65) in 21 games for the Indians before being selected by Pittsburgh June 24...made major league debut as starting catcher June 26 vs. Boston, going 0-for-3 with a walk...recorded first major league hit, singling off John Lannan July 2 at Washington (Game 2)...recorded first career multi-hit game July 17 at Houston...optioned to Indianapolis August 2 after Ryan Doumit was reinstated from the disabled list...batted .272 (70-for-257) with nine doubles, three triples, seven home runs and 27 RBI in 85 games between Double-A Altoona and Triple-A Indianapolis.

**2010:** Spent a majority of the season with Single-A Bradenton (Pittsburgh) after being acquired via trade with New York-AL along with Casey Erickson February 4, 2009, in exchange for outfielder Eric Hinske...batted .317 (26-for-82) in May...suffered a high left ankle sprain June 6 and did not return to action until June 22...placed on the disabled list with a left eye socket fracture after being hit in the head by a pitch July 2...had three-game rehab assignment with GCL Pirates July 26-28 before being recalled from rehab and reinstated from disabled list July 29...recorded season-high four hits August 20 at Jupiter...batted .385 (25-for-65) in 20 August games...batted .340 (32-for-94) with runners in scoring position.

**2009:** Started season with Single-A Tampa (New York-AL), making 55 appearances in leftfield, five appearances (2 starts) at catcher and one start in rightfield...batted .311 (14-for-45) in first 12 games...hit safely in each of last eight games with Tampa and in 12 of last 13...acquired by Pittsburgh June 29 and assigned to Single-A Lynchburg where he made all 37 defensive appearances behind the plate.



**2008:** Spent season with Single-A West Virginia (Milwaukee)...batted .363 (33-for-91) in 26 June games, .348 (39-for-112) in 28 July games and .339 (37-for-109) in 28 August games...batted .361 (99-for-274) in final 71 games...won South Atlantic League batting title (.335) and led the league in on-base percentage (.408)...ranked third in the league in slugging percentage (.506)...named to SAL Postseason All-Star team.

**2007:** Began professional career with Rookie Helena (Milwaukee)...made 33 appearances as catcher and 10 as the designated hitter...hit first professional home run June 28 at Missoula.

**AMATEUR CAREER:** Played at Ohio State University from 2005-07...batted .338 (205-for-606) with 36 doubles, seven triples, 10 home runs, 126 RBI and 118 runs scored in 172 career games at OSU...batted .368 (78-for-212) in 58 games as a sophomore in 2006...led the Buckeyes in doubles (16), ranked second in RBI (50), third in hits (74) and tied for fifth in batting average (.322) as a junior in 2007...earned Second-Team All-Big Ten honors in 2006 and 2007 and was an All-Mideast Region selection in 2006.

**PROFESSIONAL:** Milwaukee's 10th round pick in the 2007 First-Year Player Draft; signed by scout Mike Farrell.

#### FRYER'S BATTING RECORD

YEAR	CLUB	AVG	G	AB	R	H	2B	3B	HR	RBI	SH	SF	HB	BB	SO	SB	CS	E	OBP
2007	Helena	.209	43	139	25	29	7	0	3	19	1	1	2	14	28	4	3	5	.288
2008	West Virginia	.335	104	385	76	129	26	5	10	63	0	3	6	43	74	15	3	14	.407
2009	Tampa	.250	59	224	34	56	11	2	2	24	0	2	2	27	43	11	5	4	.333
	Lynchburg	.242	47	157	22	38	11	0	3	14	1	0	7	22	25	0	0	3	.360
2010	GCL Pirates	.143	3	7	1	1	0	0	0	0	0	0	0	5	0	1	0	0	.500
	Bradenton	.300	83	287	53	86	16	5	8	48	2	3	8	37	64	10	1	6	.391
2011	Altoona	.345	37	113	24	39	4	2	5	16	3	1	1	16	21	1	0	2	.427
	Indianapolis	.203	38	118	16	24	5	1	2	11	2	0	2	21	30	3	0	3	.333
	PITTSBURGH	.269	10	26	5	7	0	0	0	0	0	0	0	3	7	1	1	1	.345
2012	Indianapolis	.204	65	162	14	33	7	0	0	10	1	1	2	10	38	1	0	2	.257
	PITTSBURGH	.250	6	4	0	1	0	0	0	0	0	0	0	1	1	0	0	0	.400
2013	Rochester	.215	65	200	32	43	11	2	5	31	1	3	4	35	47	8	0	3	.339
	MINNESOTA	.385	6	13	2	5	1	0	1	4	0	0	0	3	3	0	0	0	.500
2014	Rochester	.252	36	111	12	28	7	1	0	11	1	1	0	12	29	5	0	1	.323
	MINNESOTA	.213	28	75	11	16	4	0	1	5	0	0	1	5	15	1	0	1	.272
Minor League Totals		.266	580	1903	309	506	105	18	38	247	12	15	34	242	399	59	12	43	.356
National League Totals		.267	16	30	5	8	0	0	0	0	0	0	0	4	8	1	1	1	.353
American League Totals		.239	34	88	13	21	5	0	2	9	0	0	1	8	18	1	0	1	.309
Major League Totals		.246	50	118	18	29	5	0	2	9	0	0	1	12	26	2	1	2	.321

#### FRYER'S CAREER FIELDING RECORD

POSITION	PCT	G	PO	A	E	TC	DP	PB
Catcher	.992	37	222	13	2	237	1	1
Outfield	—	2	0	0	0	0	0	—
Totals	.992	39	222	13	2	237	1	1

#### HOME RUN IN FIRST GAME AS A TWIN

PLAYER	DATE	AT-BAT	COUNT	OPPONENT	PITCHER
Rick Renick	7-11-68	1st	3-1	Detroit	Mickey Lolich
Hal Haydel	9-7-70	2nd	0-0	Milwaukee	Al Downing
Eric Soderholm	9-3-71	2nd	1-1	Oakland	Diego Segui
Dave McKay	8-22-75	1st	1-1	Detroit	Vern Ruhle
Kent Hrbek	8-24-81	5th	2-2	at New York-AL	George Frazier
Tim Laudner	8-28-81	3rd	0-1	Detroit	Dave Rozema
Gary Gaetti	9-20-81	1st	1-1	at Texas	Charlie Hough
Andre David	6-29-84	1st	1-2	at Detroit	Jack Morris
Luke Hughes	4-28-10	1st	2-2	at Detroit	Max Scherzer
Eric Fryer	9-11-13	1st	3-1	Oakland	Tommy Milone





# MITCH GARVER

**HEIGHT/WEIGHT:** 6-1/220  
**BATS/THROWS:** R/R  
**BORN:** 1/15/91 in Albuquerque, NM  
**OPENING DAY AGE:** 24  
**RESIDES:** Albuquerque, NM  
**ACQUIRED:** 9th round, 2013 First-Year Player Draft  
**M.L. SERVICE:** None  
**CONTRACT STATUS:** Signed thru 2015

NON-ROSTER INVITE

C 82

**PERSONAL:** Mitchell Lynn Garver...2009 graduate of La Cueva (NM) High School...attended University of New Mexico for four years from 2010-13... hit .351 (284-for-809) with 66 doubles, 11 triples, 18 home runs, 167 RBI and 175 runs scored in 211 career games for Lobos...Honorble Mention catcher on 2013 Louisville Slugger/CollegeBaseballInsider.com team.

## 2014:

- Spent entire season with Single-A Cedar Rapids.
- Named Twins minor league Player of the Week April 11, hitting .400 (8-for-20) with three doubles, four home runs, six RBI, five walks and six runs scored in seven games.
- Named Twins minor league Player of the Month for April, hitting .321 (25-for-78) with seven doubles, five home runs, 16 RBI, 13 runs scored and 11 walks in 23 games.
- Hit safely in season-high 10 straight May 25-June 4, hitting .436 (17-for-39) in that time.
- Reached base safely via hit or walk in 28 straight games May 21-June 22, posting a .458 on-base percentage in that time.
- Had first professional three-homer game July 21 vs. Ft. Wayne, including season-high five RBI.
- Named Twins minor league Player of the Month for August, hitting .308 (28-for-91) with nine doubles, one home run, 13 RBI and 20 walks in 26 August games.
- Hit .323 (31-for-96) against left-handed pitching and .290 (97-for-334) against right-handed pitching.
- Named Midwest League Postseason All-Star.
- Ranked fourth in the Midwest League in batting average (.399).
- Named catcher on Midwest League All-Star Team by *Baseball America*.
- Was named catcher on Twins MiLB.com organizational All-Star team.

**2013:** Began professional career with Rookie Elizabethton...led E-Twins in doubles (15) and tied for team lead in RBI (30)...tied for fourth in the Appalachian League in doubles.

**PROFESSIONAL:** Selected by the Twins in the ninth round of the 2013 First-Year Player Draft; signed by scout Ted Williams.

## GARVER'S BATTING RECORD

YEAR	CLUB	AVG	G	AB	R	H	2B	3B	HR	RBI	SH	SF	HB	BB	SO	SB	CS	E	OBP
2013	Elizabethton	.243	56	202	16	49	15	2	2	30	1	1	2	19	31	0	0	0	.313
2014	Cedar Rapids	.298	120	430	65	128	29	1	16	79	0	1	12	61	65	7	5	10	.399
Minor League Totals		.280	176	632	81	177	44	3	18	109	1	2	14	80	96	7	5	10	.372

## TWINS WITH 30-DOUBLE 30-HOMER SEASONS

Tony Oliva..... 1964.....43 2B, 32 HR  
 Kirby Puckett..... 1986.....37 2B, 31 HR  
 Gary Gaetti..... 1986.....34 2B, 34 HR  
 Gary Gaetti..... 1987.....36 2B, 31 HR  
 Justin Morneau..... 2006.....37 2B, 34 HR

Justin Morneau.....2007.....31 2B, 31 HR  
 Michael Cuddyer.....2009.....34 2B, 32 HR  
 Justin Morneau.....2009.....31 2B, 30 HR  
 Josh Willingham.....2012.....30 2B, 35 HR





# KYLE GIBSON

**HEIGHT/WEIGHT:** 6-6/216

**BATS/THROWS:** R/R

**BORN:** 10/23/87 in Greenfield, IN

**OPENING DAY AGE:** 27

**RESIDES:** Ft. Myers, FL

**ACQUIRED:** 1st round (22nd overall), 2009 First-Year Player Draft

**M.L. SERVICE:** 1 year, 56 days

**CONTRACT STATUS:** Signed thru 2015

PLAYERS

RHP **44**

2014			GAME HIGHS		CAREER	
IP: 8.0, 2x, last 6/29 at TEX	Walks: 5, 8/8 at OAK			IP: 8.0, 2x, last 6/29/14 at TEX	Walks: 5, 8/8/14 at OAK	
SO: 8, 2x, last 9/23 vs. ARI	CG: --			SO: 8, 2x, last 9/23/14 vs. ARI	CG: --	
Win-Streak: 3, 4/5-17	Low-Hit: --			Win-Streak: 3, 4/5-17/14	Low-Hit: --	

**PERSONAL:** Kyle Benjamin Gibson...wife, Elizabeth (Straatmann)...daughter, Hayden Leigh (3/6/14)...2006 graduate of Greenfield-Central High School in Greenfield, IN...was a Louisville Slugger preseason All-American in 2006...named Hancock County Player of the Year...named Hoosier Heritage Conference Player of the Year...was a two-time Indianapolis Star All-East team selection...attended University of Missouri in Columbia, MO and was a communications major...went 28-10, 3.66 ERA (261.0 IP, 106 ER) with 61 walks, 304 strikeouts and seven complete games in 63 career games (29 starts) for the Tigers...participates annually in Twins Winter Caravan...is involved with Cheerful Givers, an association that supports helping children in need, providing gifts to disadvantaged children.

## 2014:

- Made first career Opening Day as the club's fifth starter.
- Won each of first three starts becoming the first Twin since Livan Hernandez (2008) to make the Twins starting rotation and start the season with three straight victories.
- Pitched 8.0 shutout innings April 17 vs. Toronto (Game 1), which lowered his ERA to 0.93...according to Elias Sports Bureau, since the original Washington Senators relocated to Minnesota in 1961, the only other Twins pitchers to win their first three starts of a season while posting an ERA below 1.00 were Bill Krueger in 1992 (0.75 ERA) and Francisco Liriano in 2006 (0.56 ERA).
- Went 37.0 innings without allowing a home run to start the season, his streak was snapped May 10 vs. Detroit by Miguel Cabrera.
- Recorded first major league hit in fourth career at-bat June 2 at Milwaukee, singling off Matt Garza.
- Went 4-1, 1.54 ERA (41.0 IP, 7 ER) with opponents hitting .213 (33-for-155) in first six home starts April 11-June 7.
- Posted a 22.0 scoreless inning streak June 2-18, the fifth longest in club history for a starter (Elias); fifth longest for an AL starter in 2014.
- Struck out season-high and set new single-game career-high with eight strikeouts June 18 at Boston; struck out eight again September 23 vs. Arizona.
- Went 3-2, 3.16 ERA (37.0 IP, 13 ER) in six June starts.
- Earned 10th win August 3 at Chicago-AL, allowing three runs on six hits in 7.0 innings pitched.
- Ranked second on Twins staff in wins (13), starts (31), innings pitched (179.1) and third in strikeouts (107).
- Allowed just 12 home runs, tied for third fewest in the AL (minimum 170.0 innings pitched) and tied for sixth fewest in baseball...posted a 0.60 home run-per-9.0 innings pitched ratio, the seventh lowest in the AL.
- Posted a ground ball percentage of 55.8%, the fifth highest in the AL...posted a 2.32 groundball-per-flyball ratio, the fourth highest in the AL.
- Posted an ERA of 1.31 (96.0 IP, 14 ER) in his 13 wins and 8.10 ERA (83.1 IP, 75 ER) in his 12 losses.
- Pitched 6.0-plus innings in 20 of his 31 starts and 7.0-plus in 13 starts.

## AL PITCHING LEADERS

### HOME RUNS ALLOWED IN 2014 (MINIMUM OF 175.0 INNING PITCHED)

1. Jose Quintana, CWS.....10
2. Dallas Keuchel, HOU.....11
3. **Kyle Gibson, MIN.....12**
- Chris Archer, TB.....12
5. 2 Tied.....14

**2013:** Participated in Twins major league spring training for the first time in his career and was optioned March 14...started the season with Triple-A Rochester...named Twins minor league Pitcher of the Week May 12 after pitching a complete game shutout May 8 at Toledo, allowing four hits, with two walks and eight strikeouts, earning the win...pitched second complete game shutout May 19 at Lehigh Valley, allowing three hits, with two walks and eight strikeouts, earning the win; had a no-hitter broken up with two outs in the eighth inning...became first Red Wings pitcher to toss two complete game shutouts in a season since Nick Blackburn in 2007...posted a 20.0-inning scoreless streak from May 14-30...went 5-0, 2.19 ERA (49.1 IP, 12 ER) with opponents batting .199 in seven starts from May 19-June 20 and was recalled by Minnesota June 25...at the time of his promotion, ranked first among International League pitchers in shutouts (2), tied for third in wins (7) and strikeouts (79), fourth in innings pitched (92.2), sixth in WHIP (1.14), and eighth in ERA (3.01)...made major league debut June 29 vs. Kansas City, allowing two runs on eight hits in 6.0 innings pitched with no walks and five strikeouts, earning the win...according to Elias, the win and five strikeouts made him just



the third Twin to win his major league debut while striking out five-or-more batters, the others being Bert Blyleven in 1970 at RFK Stadium against Washington and Darrell Jackson in 1978 at Metropolitan Stadium against Detroit; they each had seven strikeouts...with the win, he became the 10th Twin to win in his debut as starter, first since Anthony Swarzak May 23, 2009 vs. Milwaukee...went 2-4, 6.53 ERA (51.0 IP, 37 ER) with 20 walks and 29 strikeouts in 10 starts for Minnesota and was optioned to Triple-A Rochester August 19...made two starts for the Red Wings, going 0-0, 1.86 ERA (9.2 IP, 2 ER) August 25-30 and was shut down for the season...ended the season with 27 starts and 154.0 innings pitched between Rochester and Minnesota...named right-handed starter on MiLB.com Twins organizational All-Star team.

**2012:** Made first start with GCL Twins July 10 vs. GCL Red Sox while on rehab assignment after recovering from "Tommy John" surgery on right elbow...transferred to Single-A Ft. Myers August 12 and made two starts, allowing two runs on six hits in 7.0 innings pitched...transferred to Triple-A Rochester August 24 and made two starts, allowing seven runs on 11 hits in 6.2 innings pitched...combined to go 0-2, 4.13 ERA (28.1 IP, 13 ER) with 26 hits allowed, six walks and 33 strikeouts in 13 games (11 starts) between three levels...pitched for Peoria Javelinas in the Arizona Fall League, going 3-2, 5.40 ERA (23.1 IP, 14 ER) with eight walks and 28 strikeouts in six starts...named Arizona Fall League Pitcher of the Week for Week 2, going 1-0, allowing six hits and one run with eight strikeouts and no walks in 5.0 innings...named to AFL's Top Prospect team and was ranked fourth best prospect in the AFL by *Baseball America*...ranked fourth best prospect and best slider in the Twins system by *Baseball America* entering the 2013 season...added to the Twins 40-man roster in November.

**2011:** Spent season at Triple-A Rochester and started 18 games...named International League Pitcher of the Week May 23-29 after going 2-0, 1.42 ERA with 18 strikeouts in 12.2 innings...selected to the All-Star Futures Game at Chase Field in Arizona, tossing 1.1 innings while giving up two hits and no runs...placed on disabled list August 2 with an injury to right arm, ending his season...had "Tommy John" surgery on right elbow September 7...ranked eighth best prospect and best slider in the Twins minor league system by *Baseball America* entering the 2012 season.

**2010:** Began season with Single-A Ft. Myers, losing first professional start April 8 at Bradenton...won next four decisions April 13-May 10, including first win April 13 at Charlotte...tossed complete game shutout, allowing one hit, April 29 at Jupiter...named Twins minor league Player of the Week May 1 after going 1-0 with one run allowed, five hits, five walks and 10 strikeouts in two starts (14.0 IP)...also earned Florida State League Pitcher of the Week honors May 3...promoted to Double-A New Britain May 11...earned the win while striking out 10 in first start with the Rock Cats May 15 at Harrisburg...won each of first three starts for the Rock Cats, including a 7.0-inning complete game May 25 vs. New Hampshire...named Twins minor league Pitcher of the Month for May, going 5-0, 1.62 ERA (39.0 IP, 7 ER) with 10 walks and 35 strikeouts in six starts between Ft. Myers and New Britain...named to the Eastern League All-Star team, representing the Eastern Division, pitching 1.0 scoreless inning...promoted to Triple-A Rochester August 12 and made three starts for the Red Wings...pitched 5.2 innings, 5.0 and 5.0 innings in those three starts...disabled for remainder of season with a left ankle sprain August 26...recipient of ninth annual Jim Rantz Award, given to Twins minor league Pitcher of the Year...ranked top prospect, as well as best slider and best change-up, in the Twins organization by *Baseball America* entering the 2011 season; also ranked 34th best prospect in baseball by *Baseball America*'s top 100 pre-2011 rankings...named to MiLB.com's 2010 Twins organizational All-Star team.

**2009:** Ranked third best prospect and best slider in the Twins system by *Baseball America* entering 2010...also ranked 61st on *Baseball America*'s top 100 pre-2010 rankings.

**AMATEUR CAREER:** Named to the All-Big 12 honorable mention team in 2007 and 2008 and All-Big 12 First-Team in 2009 while playing at University of Missouri...tied school record for strikeouts in a season (131) in 2009...went 11-3, 3.21 ERA (106.2 IP, 38 ER) and tossed five complete games in 2009...named *Baseball America* All-American Second-Team in 2009...ranked third best prospect in Cape Cod League by *Baseball America* in summer of 2007...named Golden Spikes Award semifinalist in 2009...named to USA Baseball Collegiate national team following the 2008 season and led team in wins (5)...earned the win for USA in 1-0 victory over Japan in the 2007 FISU World Championships gold medal game.

**PROFESSIONAL:** Selected by the Twins in the first round (22nd overall) of the 2009 First-Year Player Draft; signed by scout JR DiMercurio...originally selected by Philadelphia in the 36th round of the 2006 First-Year Player Draft, but did not sign.

GIBSON'S PITCHING RECORD																			
YEAR	CLUB	W-L	ERA	G	GS	CG	SH	SV	IP	H	R	ER	HR	HB	BB	SO	WP	BK	BAA
2010	Ft. Myers	4-1	1.87	7	7	1	1	0	43.1	33	11	9	2	2	12	40	2	0	.213
	New Britain	7-5	3.68	16	16	1	0	0	93.0	91	39	38	5	4	22	77	3	0	.259
2011	Rochester	0-0	1.72	3	3	0	0	0	15.2	12	5	3	0	1	5	9	1	0	.214
	Rochester	3-8	4.81	18	18	0	0	0	95.1	109	57	51	11	1	27	91	5	0	.282
2012	GCL Twins	0-0	2.45	9	7	0	0	0	14.2	9	4	4	1	0	4	16	1	0	.176
	Ft. Myers	0-0	2.57	2	2	0	0	0	7.0	6	2	2	1	1	1	7	0	0	.231
2013	Rochester	0-2	9.45	2	2	0	0	0	6.2	11	7	7	1	0	1	10	0	0	.367
	Rochester	7-5	2.92	17	17	2	2	0	101.2	85	36	33	5	0	33	87	3	0	.227
2014	MINNESOTA	2-4	5.63	10	10	0	0	0	51.0	69	38	37	7	5	20	29	4	0	.327
	MINNESOTA	13-12	4.47	31	31	0	0	0	179.1	178	91	89	12	2	57	107	11	0	.258
Minor League Totals		21-21	3.51	74	72	4	3	0	377.1	356	161	147	26	9	105	337	15	0	.249
Major League Totals		15-16	4.92	41	41	0	0	0	230.1	247	129	126	19	7	77	136	15	0	.274

GIBSON'S CAREER FIELDING RECORD									
POSITION	PCT	G	PO	A	E	TC	DP	PB	
Pitcher	1.000	41	31	31	0	62	4	—	

GIBSON'S BATTING RECORD														
BATTING	AVG	AB	R	H	2B	3B	HR	RBI	SH	SF	HB	BB	SO	OBP
Career	.250	4	0	1	0	0	0	0	0	0	0	0	2	.250





# J.R. GRAHAM

**HEIGHT/WEIGHT:** 6-0/210

**BATS/THROWS:** R/R

**BORN:** 1/14/90 in Livermore, CA

**OPENING DAY AGE:** 25

**RESIDES:** Livermore, CA

**ACQUIRED:** Selected in Rule 5 Draft from Atlanta, 12/11/14

**M.L. SERVICE:** None

**CONTRACT STATUS:** Signed thru 2015

RHP

62

PLAYERS

**PERSONAL:** Johnathan Ryan Graham...2008 graduate of Livermore (CA) High School...attended Santa Clara University (CA) for three years from 2009-11, where he went 4-9, 4.83 ERA (123.0 IP, 66 ER) with 32 walks and 101 strikeouts in 65 games (5 starts)...was the highest player drafted from Santa Clara University (4th Round, 146th overall) since Randy Winn was selected by the Florida Marlins in 1995 (3rd round, 65th overall)...in 2011, his 0.68 walks-per-9.0 innings ranked him fourth nationally.

## 2014:

- Spent second straight season with Double-A Mississippi (Atlanta).
- Posted a 1.86 ERA (19.1 IP, 4 ER) in five April appearances.
- Allowed just two home runs all season, both coming in same game June 2 at Montgomery.
- Named Southern League midseason All-Star.
- Placed on 7-day disabled list June 27 with right triceps tendinitis; reinstated July 19.
- Made first 19 appearances as starter and final eight as reliever...went 1-5, 5.26 ERA (63.1 IP, 37 ER) in 19 starts and 0-0, 7.88 ERA (8.0 IP, 7 ER) in eight relief appearances.
- Selected by the Twins in the major league phase of the Rule 5 Draft December 11.
- Named 20th best prospect in Twins system by *Baseball America* entering 2015.

**2013:** Spent entire season with Double-A Mississippi (Atlanta)...set season-high seven strikeouts April 16 vs. Jackson...tossed 7.0 scoreless innings, allowing just four hits April 21 at Mobile, earning his only win of the season...placed on 7-day disabled list with a right shoulder strain May 14 and was shutdown for remainder of the season...named third best prospect in Braves system by *Baseball America*, entering 2014.

**2012:** Started season with Single-A Lynchburg (Atlanta)...pitched a career-high 8.0 innings May 6 vs. Myrtle Beach, allowing just one run on six hits...went 8-1, 2.53 ERA (81.2 IP, 23 ER) in 13 games pre-All-Star break and was named Carolina League Midseason All-Star...named Southern League Pitcher of the Week August 20-26, going 2-0, allowing no runs on four hits in 12.0 innings...held right-handed hitters to a .197 (63-for-320) average, while left-handers hit .273 (60-for-220)...his 12 wins tied for second most among Braves minor leaguers...combined to go 12-2, 2.80 ERA (148.0 IP, 46 ER) with 110 strikeouts and 34 walks in 26 starts between both levels...named Braves minor league Pitcher of the Year...named second best prospect in Braves system by *Baseball America* entering the 2013 season.

**2011:** Spent first professional season with Rookie Danville (Atlanta)...led the Appalachian League in ERA (1.72) and was best in Braves system...named Braves organization Pitcher of the Year...named to *Baseball America* Rookie All-Star team...named 13th best prospect in the Braves organization according to *Baseball America* entering 2012.

**PROFESSIONAL:** Braves fourth round pick in the 2011 First-Year Player Draft; signed by scout Tim Moore...originally drafted by the Oakland Athletics in the 46th round of the 2008 First-Year Player Draft, but did not sign.

## GRAHAM'S PITCHING RECORD

YEAR	CLUB	W-L	ERA	G	GS	CG	SH	SV	IP	H	R	ER	HR	HB	BB	SO	WP	BK	BAA
2011	Danville	5-2	1.72	13	8	0	0	0	57.2	52	15	11	0	1	13	52	4	1	.245
2012	Lynchburg	9-1	2.63	17	17	1	0	0	102.2	88	34	30	6	2	17	68	2	0	.236
	Mississippi	3-1	3.18	9	9	0	0	0	45.1	35	17	16	2	2	17	42	2	0	.210
2013	Mississippi	1-3	4.04	8	8	0	0	0	35.2	39	16	16	0	0	10	28	1	0	.283
2014	Mississippi	1-5	5.55	27	19	0	0	0	71.1	79	47	44	2	6	26	50	1	0	.289
Minor League Totals		19-12	3.37	74	61	1	0	0	312.2	293	129	117	10	11	83	240	10	1	.252





# TYLER GRIMES

**HEIGHT/WEIGHT:** 5-11/196

**BATS/THROWS:** R/R

**BORN:** 7/3/90 in Wichita, KS

**OPENING DAY AGE:** 24

**RESIDES:** Andale, KS

**ACQUIRED:** 5th round pick, 2011 First-Year Player Draft

**M.L. SERVICE:** None

**CONTRACT STATUS:** Signed thru 2015

NON-ROSTER INVITE

C 83

**PERSONAL:** Tyler Edward Grimes...2008 graduate of Wichita North (KS) High School where he lettered four years in baseball...named First Team All-City all four years as shortstop...named First Year All-State for two years at shortstop...named First Team All-Metro twice...hit .576 with eight home runs in senior season...attended Wichita State University for three seasons from 2009-11, hitting .282 (174-for-616) with 34 doubles, four triples, 12 home runs, 86 RBI and 140 runs scored in 170 career games for the Shockers...was one of eight players from Wichita State to be drafted in 2011...was also recruited to play collegiality at Kansas State, Kansas, Arkansas and Missouri.

## 2014:

- Spent entire season with Single-A Ft. Myers.
- Recorded season-high four hits twice: June 9 at Jupiter and July 22 vs. Brevard County.
- Hit all three of his home runs in August, as well as 20 of his 38 RBI during the month.
- Played six different positions in the field: 34 at second base, 19 at catcher, 12 in centerfield, five at third base, five in rightfield and four in leftfield...committed just seven errors at all positions combined.

**2013:** Spent entire season at Single-A Cedar Rapids...began conversion to catcher from infielder, playing 43 games at catcher and 13 at second base...recorded season-high eight-game hitting streak July 5-19, hitting .400 (12-for-30) during that span.

**2012:** Spent entire season at Single-A Beloit...named Midwest League All-Star...homered in consecutive games August 30 and 31 at Wisconsin, including a season-high four RBI August 31...played 77 games at shortstop, 18 at second base and one at third base, committing a total of 28 errors.

**2011:** Began professional career with Single-A Beloit...hit first professional home run July 5 vs. Wisconsin...placed on 7-day disabled list July 12 with a neck strain; reinstated August 2...had first professional two-homer game August 20 at Quad Cities.

**PROFESSIONAL:** Selected by the Twins in the fifth round of the 2011 First-Year Player Draft; signed by scout JR DiMercurio...originally drafted by the Tigers in the 43rd round of the 2008 First-Year Player Draft but elected to attend Wichita State University.

## GRIMES' BATTING RECORD

YEAR	CLUB	AVG	G	AB	R	H	2B	3B	HR	RBI	SH	SF	HB	BB	SO	SB	CS	E	OBP
2011	Beloit	.225	42	138	22	31	5	4	4	17	1	1	6	13	53	5	2	6	.316
2012	Beloit	.202	105	322	50	65	17	3	7	30	3	2	11	43	99	7	6	28	.315
2013	Cedar Rapids	.256	89	293	54	75	11	4	6	30	3	2	13	45	87	3	1	7	.377
2014	Ft. Myers	.232	79	263	34	61	14	2	3	38	7	4	8	25	69	1	2	8	.313
Minor League Totals		.228	315	1016	160	232	47	13	20	115	14	9	38	126	308	16	11	49	.333

## TWINS MILESTONE WINS

WIN	DATE	OPPONENT	SCORE	WINNING PITCHER
1	April 11, 1961	at New York-AL	6-0	Pedro Ramos
500	August 23, 1966	at Washington	7-0	Jim Kaat
1,000	July 12, 1972	vs. Milwaukee	7-1	Bert Blyleven
1,500	August 17, 1978	vs. Kansas City	6-5	Roger Erickson
2,000	September 25, 1985	at Texas	5-1	Bert Blyleven
2,500	September 28, 1991	at Toronto	5-0	Jack Morris
3,000	May 4, 1999	vs. New York-AL	8-4	Mike Lincoln
3,500	May 7, 2005	at Tampa Bay	8-1	Kyle Lohse
4,000	September 12, 2010	at Cleveland	6-2	Kevin Slowey





# MARK HAMBURGER

**HEIGHT/WEIGHT:** 6-4/200

**BATS/THROWS:** R/R

**BORN:** 2/5/87 in St. Paul, MN

**OPENING DAY AGE:** 28

**RESIDES:** Shoreview, MN

**ACQUIRED:** Signed as minor league free agent 10/21/14

**M.L. SERVICE:** 30 days

**CONTRACT STATUS:** Signed thru 2015

NON-ROSTER INVITE

RHP **72**

2014				GAME HIGHS				CAREER			
IP: --		Walks: --				IP: 3.2, 9/26/11 at LAA		Walks: 1, 3x, last 9/26/11 at LAA			
SO: --		CG: --				SO: 3, 2x, last 9/26/11 at LAA		CG: --			
Win-Streak: --		Low-Hit: --				Win-Streak: 1, 9/26/11 at LAA		Low-Hit: --			

**PERSONAL:** Mark John Hamburger...2005 graduate of Mounds View (MN) High School...pitched one season at Mesabi Range Community and Technical College in Virginia, MN where he went 11-0, 0.83 ERA (65.0 IP, 6 ER) in 13 games...went undrafted and signed out of the Twins annual open tryout camp at the Metrodome in 2007; one of three to ever play in major leagues from Twins tryout camp (Charley Walters - 1966, Gary Serum - 1975).

## 2014:

- Began season serving 50-game suspension for second violation of a drug of abuse.
- Made season debut May 31 with Double-A New Britain.
- Made eight appearances (1 start) for Rock Cats, going 0-1, 3.38 ERA (16.0 IP, 6 ER) with five walks and 17 strikeouts.
- Had two stints with Triple-A Rochester.
- Set career-highs in innings pitched (7.0) and strikeouts (9) in a start July 22 at Durham.
- Tossed 6.0 no-hit innings August 8 at Indianapolis, before allowing a leadoff single to Andrew Lambo in the seventh inning.
- Went 1-2, 3.38 ERA (21.1 IP, 8 ER) with one save in eight relief appearances and 3-2, 4.05 ERA (33.1 IP, 15 ER) in six starts for Rochester.

**2013:** Pitched for St. Paul Saints in American Association (Independent League), going 6-8, 3.26 ERA (149.0 IP, 54 ER) with 47 walks, 120 strikeouts, five complete games and two shutouts in 21 starts...led the Saints in strikeouts and innings pitched and tied for team-lead in starts...ranked third in American Association in strikeouts and ERA.

**2012:** Began season with Triple-A Round Rock (Texas)...appeared in 21 games (3 starts) for the Express, going 0-2, 6.55 ERA (45.1 IP, 33 ER) with 21 walks, 37 strikeouts and two saves...designated for release or assignment June 22; claimed off waivers by San Diego June 25 and optioned to Triple-A Tucson...appeared in five games (1 start) for the Tucson Padres, going 0-2, 7.50 ERA (12.0 IP, 10 ER) with three walks in 11 strikeouts...designated for release or assignment again July 19; claimed off waivers by Houston July 21 and optioned to Triple-A Oklahoma City...appeared in 17 games for the RedHawks, going 1-1, 4.71 ERA (21.0 IP, 11 ER) with 12 walks and 15 strikeouts...only win on season came on August 19 at Round Rock, tossing 1.2 scoreless innings of relief.

**2011:** Started season with Double-A Frisco (Texas)...appeared in 11 games for the RoughRiders, posting a 1.83 ERA (19.2 IP, 4 ER) with 22 strikeouts and four saves...promoted to Triple-A Round Rock May 11...earned first Triple-A win June 9 at Iowa, allowing one run on two hits in 3.1 innings pitched...posted seven consecutive scoreless appearances (18.1 IP) July 24-August 17 for the Express...held right-handed batters to a .200 (26-for-130) batting average, while left-handed batters hit .275 (28-for-102)...had contract selected by Texas August 30 where he spent the rest of season...made major league debut August 31 vs. Tampa Bay, tossing 1.0 perfect inning of relief...recorded first career strikeout September 3 at Boston, fanning Adrian Gonzalez...earned first major league win September 26 at Los Angeles-AL, allowing one run on two hits in 3.2 innings pitched, his last appearance in the majors.

**2010:** Split season between Single-A Bakersfield (Texas) and Double-A Frisco...opened season with Bakersfield, leading the Blaze in saves (18)...tossed 19.1 consecutive scoreless innings over 17 outings June 17-July 29...promoted to Frisco July 30...did not allow an earned run in July and was named Rangers minor league Reliever of the Month, going 2-0 with nine saves in 14 appearances...allowed two earned runs in 1.0 inning in second outing with Frisco August 4 vs. Midland, ending scoreless inning streak at 20.1 innings...recorded season-high six strikeouts in 2.0 innings August 6 at San Antonio...combined to go 4-2, 2.20 ERA (65.1 IP, 16 ER) with 21 saves and 69 strikeouts...led all Texas minor leaguers in saves...converted 21-of-26 save chances overall...held right-handed hitters to a .192 average (24-for-125).

**2009:** Spent entire season with Single-A Hickory (Texas) and led club in games (41)...allowed 9-of-23 inherited runners to score...posted a 2.00 ERA (18.0 IP, 4 ER) in first 12 appearances with Crawdads...placed on 7-day disabled list July 29 with a calf strain; reinstated August 10.



**2008:** Split season between Rookie Elizabethton (Minnesota) and Single-A Clinton (Texas)...combined to go 1-2, 3.98 ERA (40.2 IP, 18 ER) with 16 saves in 31 games between both levels...named to the Appalachian League Postseason All-Star team...went 13-for-14 in save opportunities...acquired by Texas in exchange for Eddie Guardado August 25...posted a 2.25 ERA (4.0 IP, 1 ER) with three saves in four games with Clinton following the trade.

**2007:** Spent first professional season with GCL Twins...went 2-1, 1.20 ERA (15.0 IP, 2 ER) in eight games.

**PROFESSIONAL:** Originally signed by Minnesota from its annual tryout camp June 19, 2007; signed by scout Mark Wilson.

HAMBURGER'S PLAYING RECORD																			
YEAR	CLUB	W-L	ERA	G	GS	CG	SHO	SV	IP	H	R	ER	HR	HP	BB	SO	WP	BK	BAA
2007	GCL Twins	2-1	1.20	8	0	0	0	0	15.0	12	4	2	0	0	4	12	1	1	.203
2008	Elizabethton	1-2	4.17	27	0	0	0	13	36.2	35	19	17	2	0	13	40	6	0	.250
	Clinton	0-0	2.25	4	0	0	0	3	4.0	5	1	1	0	0	2	0	0	0	.313
2009	Hickory	2-9	4.75	41	0	0	0	1	66.1	79	49	35	8	3	25	55	9	0	.282
2010	Bakersfield	3-2	1.77	37	0	0	0	18	45.2	38	12	9	3	0	18	49	3	0	.221
	Frisco	1-0	3.20	13	0	0	0	3	19.2	20	7	7	1	0	8	20	0	0	.270
2011	Frisco	1-0	1.83	11	0	0	0	4	19.2	11	4	4	3	0	5	22	2	0	.162
	Round Rock	7-4	3.88	31	4	0	0	0	62.2	54	27	27	5	3	20	48	2	0	.233
	TEXAS	1-0	4.50	5	0	0	0	0	8.0	5	4	4	0	0	3	6	1	0	.179
2012	Round Rock	0-2	6.55	21	3	0	0	2	45.1	66	33	33	7	5	21	37	2	0	.353
	Tucson	0-2	7.50	5	1	0	0	0	12.0	17	12	10	2	2	3	11	2	0	.340
	Oklahoma City	1-1	4.71	17	0	0	0	0	21.0	21	12	11	2	1	12	15	1	0	.256
2014	New Britain	0-1	3.38	8	1	0	0	1	16.0	16	9	6	2	1	5	17	3	0	.258
	Rochester	4-4	3.79	14	6	0	0	1	54.2	51	27	23	1	2	22	37	1	0	.249
Minor League Totals		28-28	3.98	237	15	0	0	46	418.2	425	216	185	36	17	158	363	32	2	.261
Independent League Totals		6-8	3.26	21	21	5	2	0	149.0	162	69	54	11	5	47	120	4	1	.272
Major League Totals		1-0	4.50	5	0	0	0	0	8.0	5	4	4	0	0	3	6	1	0	.179

HAMBURGER'S CAREER FIELDING RECORD								
POSITION	PCT	G	PO	A	E	TC	DP	PB
Pitcher	—	5	0	0	0	0	0	—

#### HOW TO FIGURE...

**BATTING AVERAGE:** Divide the number of safe hits by the total number of at-bats (at-bats do not include walks, sacrifices, hit by pitch, or times awarded first on obstruction or interference).

**SLUGGING PERCENTAGE:** Divide the total bases of all safe hits by the total number of at-bats.

**ON-BASE PERCENTAGE:** Add the total number of hits, walks and hit by pitch and divide by the total of at-bats, walks, hit-by-pitches and sacrifice flies.

**EARNED RUN AVERAGE:** Multiply the total number of earned runs by nine, then divide the result by the number of innings pitched.

**FIELDING AVERAGE:** Divide the total putouts and assists by the total of putouts, assists and errors (total chances).

**CONSECUTIVE HITTING STREAKS:** A consecutive hitting streak shall not be terminated if the plate appearance results in a base on balls, hit batsman, defensive interference, or a sacrifice bunt. A sacrifice fly shall terminate the streak.

**WON-LOST PERCENTAGE:** Divide the number of games won by the total number of games played.





# CHRIS HERRMANN

**HEIGHT/WEIGHT:** 6-0/198

**BATS/THROWS:** L/R

**BORN:** 11/24/87 in Tomball, TX

**OPENING DAY AGE:** 27

**RESIDES:** Ft. Myers, FL

**ACQUIRED:** 6th round, 2009 First-Year Player Draft

**M.L. SERVICE:** 1 year, 120 days

**CONTRACT STATUS:** Signed thru 2015

PLAYERS

C/OF

12

2014		GAME HIGHS		CAREER	
Hits: 3, 9/27 at DET	HR: --		Hits: 3, 4x, last 9/27/14 at DET	HR: 1, 4x, last 8/30/13 at TEX	
RBI: 1, 4x, last 9/27 at DET	Grand Slam: --		RBI: 4, 7/23/13 at LAA	Grand Slam: 1, 7/23/13 at LAA	
Hit-Streak: 3, 9/11-16	SB: 1, 9/27 at DET		Hit-Streak: 3, 2x, last 9/11-16/14	SB: 1, 9/27/14 at DET	

**PERSONAL:** Christopher Ryan Herrmann...wife, Shelby...2006 graduate of Tomball (TX) High School where he was unanimously named as 17-5A First-Team All-District second baseman...attended Alvin (TX) Community College for one season in 2008, hitting .442 (68-for-154) in 44 games...transferred to the University of Miami as a junior and majored in sociology...hit .341 (73-for-214) with 13 doubles, nine home runs, 44 RBI and 59 runs scored in 60 games for the Hurricanes in 2009.

## 2014:

- Participated in fourth spring training before being optioned to Triple-A Rochester March 24.
- Played two games for the Red Wings and was recalled April 7 when Jason Bartlett was placed on 15-day DL.
- Optioned to Rochester May 8; recalled May 20 and optioned again May 25.
- Placed on 7-day disabled list with right wrist sprain May 31-June 12.
- Recalled July 7 and optioned back to Rochester July 18.
- Placed on 7-day disabled list with right thumb contusion July 22, an injury he suffered July 19 at Norwich, taking a foul ball playing catcher.
- Played in 27 more games with Red Wings, hitting .291 (25-for-86), including a .351 (20-for-57) average in his final 16.
- Recalled September 2 and spent rest of season with Twins.
- Stole first career base September 27 at Detroit off Alex Avila and Kyle Lobstein.
- Hit .318 (7-for-22) with three doubles, three RBI and three runs scored in final six games.

**2013:** Participated in Twins major league spring training and was optioned March 11...started the season with Triple-A Rochester...went 4-for-6 with three RBI April 24 at Syracuse...hit safely in season-high 10 straight games May 23-June 20...was recalled by Minnesota in the middle of the streak on May 27...appeared in seven games and was optioned back June 14...recalled by Minnesota July 14...went 3-for-5 with a home run and career-high four RBI July 23 at Los Angeles-AL, which included a 10th inning grand slam — the first of three for the Twins on the season...appeared in 27 games (23 starts) at catcher and 24 games (15 starts) in the outfield.

**2012:** Was an invite to Twins spring training for the second straight season...started season with Double-A New Britain...named Twins minor league Player of the Week May 25, batting .450 (9-for-20) with three doubles, one home run, three RBI and six runs scored...named to Eastern League All-Star team; was the East team's back-up catcher and went 0-for-2...had contract selected by Twins September 14...made major league debut September 16 vs. Chicago-AL as a defensive replacement and later grounded out in first at-bat...recorded first major league RBI, grounding out September 19 at Cleveland...recorded first major league hit, singling off Cody Eppley in the ninth inning September 26 vs. New York-AL...ranked second in the Twins entire organization in runs scored (91), sixth in at-bats (508), seventh in walks (59) and eighth in hits (136)...ranked as best defensive catcher in the Twins organization by *Baseball America* entering the 2013 season...played for Peoria Javelinas in the Arizona Fall League, playing in just three games before leaving due to inflammation in left shoulder; batted .500 (5-for-10) with one double and two walks.

**2011:** Was an invite to Twins spring training for the first time in his career...started season with Single-A Ft. Myers and hit safely in 14 of first 15 games, batting .362 (21-for-58) in that span...struck out just six times in 106 plate appearances (87 at-bats) at Ft. Myers...promoted to Double-A New Britain May 4...led Rock Cats in games caught with 60...played 23 games in outfield...named catcher on MiLB.com's Twins organizational All-Star team...led Twins full season minor leaguers in walks with 79 between both levels...played for Mesa Solar Sox in the Arizona Fall League, batting .380 (19-for-50) with six doubles, two home runs and nine RBI in 15 games...ranked 14th best prospect in Twins organization by *Baseball America* entering 2012.

**2010:** Spent entire season with Single-A Ft. Myers...finished season fourth on team in doubles (17) and games played (107), and ranked fifth in on-base percentage (.310) and RBI (30)...caught 42 games for Miracle, throwing out 21 of 59 (36%) baserunners...also made 11 appearances in centerfield and 52 in leftfield...named to Florida State League Midseason All-Star team.



**2009:** Began professional career with Rookie Elizabethton after signing June 19...had 10-game hit-streak, batting .439 (18-for-41) with 13 runs, two homers, four RBI, five walks and four doubles July 7-16...finished fourth in Appalachian League in runs scored (45).

**AMATEUR CAREER:** Attended Alvin Community College where he was named to the NJCAA Division I All-American team in 2008...named to the JUCO World Series All-Tournament team...honored with the NJCAA Rawlings Big Stick award...transferred to the University of Miami...finished junior year at Miami with team-best .341 batting average...ranked as one of the top hitters in ACC the second half of 2009, hitting .398 over UM's last 30 games...led the 'Canes in batting average, runs scored (59) and on-base percentage (.458) while ranking second in both hits (73) and walks (41)...named NCBWA Pro-Line Athletic National Player of the Week and Atlantic Coast Conference Player of the Week after hitting .769 (10-for-13) with two homers, eight RBI and eight runs in a three-game series sweep at Wake Forest May 14-16.

**PROFESSIONAL:** Selected by the Twins in the sixth round of the 2009 First-Year Player Draft; signed by scout Hector Otero...originally selected by Baltimore in the 10th round of the 2008 First-Year Player Draft, but did not sign.

HERRMANN'S BATTING RECORD																			
YEAR	CLUB	AVG	G	AB	R	H	2B	3B	HR	RBI	SH	SF	HB	BB	SO	SB	CS	E	OBP
2009	Elizabethton	.297	59	236	45	70	14	1	7	30	1	2	5	33	40	2	2	2	.391
2010	Ft. Myers	.219	107	356	34	78	17	3	2	30	2	2	7	41	74	3	2	5	.310
2011	Ft. Myers	.310	24	87	14	27	5	1	1	16	2	2	0	15	6	1	0	1	.404
	New Britain	.258	97	337	53	87	14	5	7	46	3	0	2	64	68	9	3	7	.380
2012	New Britain	.276	127	490	91	135	25	1	10	61	1	6	1	58	89	2	1	4	.350
	MINNESOTA	.056	7	18	0	1	0	0	0	1	0	0	0	1	5	0	0	0	.105
2013	Rochester	.227	69	247	31	56	9	3	2	22	2	1	1	24	61	3	2	3	.297
	MINNESOTA	.204	57	157	16	32	7	0	4	18	3	0	0	18	49	0	1	2	.286
2014	Rochester	.304	60	204	31	62	18	4	5	26	0	1	2	21	45	4	1	3	.373
	MINNESOTA	.213	33	75	8	16	3	0	0	4	0	0	0	4	17	1	0	1	.253
Minor League Totals		.263	543	1957	299	515	102	18	34	231	11	14	18	256	383	24	11	25	.351
Major League Totals		.196	97	250	24	49	10	0	4	23	3	0	0	23	71	1	1	3	.264

HERRMANN'S CAREER FIELDING RECORD								
POSITION	PCT	G	PO	A	E	TC	DP	PB
Outfield	.985	50	62	3	1	66	2	—
Catcher	.988	31	146	13	2	161	0	1
Totals	.987	81	208	16	3	227	2	1

TWINS FIRST MAJOR LEAGUE HOME RUNS						
PLAYER	TEAM	DATE	OPPONENT	PITCHER	CAREER PLATE APPEARANCE #	RUNS
Oswaldo Arcia	MIN	4-23-13	Miami	Jose Fernandez	12th	Three
Brian Dozier	MIN	5-13-12	Toronto	Ricky Romero	27th	Solo
Eduardo Escobar	MIN	4-9-13	at Kansas City	Jeremy Guthrie	66th	Solo
Eric Fryer	MIN	9-11-13	Oakland	Tommy Milone	35th	Solo
Chris Herrmann	MIN	6-2-13	Seattle	Jeremy Bonderman	25th	Solo
Aaron Hicks	MIN	5-4-13	at Cleveland	Scott Kazmir	92nd	Solo
Torii Hunter	MIN	4-15-99	at Detroit	Brian Moehler	52nd	Solo
Joe Mauer	MIN	6-6-04	Detroit	Esteban Yan	17th	Three
Tommy Milone	WAS	9-3-11	New York-NL	Dillon Gee	1st	Three
Eduardo Nunez	NY	8-28-10	at Chicago-AL	John Danks	21st	Two
Ricky Nolasco	FLA	5-22-06	Chicago-NL	Sean Marshall	14th	Solo
Josmil Pinto	MIN	9-6-13	Toronto	Casey Janssen	15th	Solo
Trevor Plouffe	MIN	8-7-10	at Cleveland	Fausto Carmona	31st	Solo
Shane Robinson	STL	4-8-12	at Milwaukee	Kameron Loe	40th	Three
Danny Santana	MIN	6-6-14	Houston	Tony Sipp	66th	Two
Jordan Schafer	ATL	4-5-09	at Philadelphia	Brett Myers	1st	Solo
Kurt Suzuki	OAK	6-19-07	Cincinnati	Chad Gaudin	9th	Solo
Kennys Vargas	MIN	8-5-14	San Diego	Jesse Hahn	18th	Three

List includes non-roster invites





# AARON HICKS

**HEIGHT/WEIGHT:** 6-2/210

**BATS/THROWS:** S/R

**BORN:** 10/2/89 in Long Beach, CA

**OPENING DAY AGE:** 25

**RESIDES:** Long Beach, CA

**ACQUIRED:** 1st round (14th overall), 2008 First-Year Player Draft

**M.L. SERVICE:** 1 year, 67 days

**CONTRACT STATUS:** Signed thru 2015

PLAYERS

OF 32

2014			CAREER	
<b>Hits:</b> 2, 9x, last 9/26 at DET	<b>HR:</b> 1, 4/24 at TB		<b>Hits:</b> 4, 7/8/13 at TB	<b>HR:</b> 2, 5/13/13 vs. CWS
<b>RBI:</b> 3, 4/24 at TB	<b>Grand Slam:</b> --		<b>RBI:</b> 3, 2x, last 4/24/14 at TB	<b>Grand Slam:</b> --
<b>Hit-Streak:</b> 5, 2x, last 9/3-7	<b>SB:</b> 1, 4x, last 9/17 vs. DET		<b>Hit-Streak:</b> 5, 4x, last 9/3-7/14	<b>SB:</b> 1, 13x, last 9/17/14 vs. DET

**PERSONAL:** Aaron Michael Hicks...2008 graduate of Woodrow Wilson High School in Long Beach, CA...hit .407 (114-for-280) with 24 doubles, 10 triples and six home runs in 97 career games; also pitched, going 11-2, 1.11 ERA (94.1 IP, 15 ER) with 144 strikeouts in 13 starts...played in the 2007 AFLAC All-American High School Baseball Classic...named to the *Baseball America* All-American Second-Team in 2008...is a product of Major League Baseball's Urban Youth Academy in Compton, CA...was former standout golfer growing up...designates time and effort participating in charity golf tournaments.

## 2014:

- Made Twins Opening Day roster for second consecutive season and was Opening Day centerfielder, batting eighth March 31 at Chicago-AL, going 2-for-3 with a double.
- Hit three-run home run April 24 at Tampa Bay, the first three-run homer of his career.
- Placed on 7-day disabled list May 2 with concussion-like symptoms, after crashing into the centerfield wall the previous night against Los Angeles-NL; reinstated May 9.
- Placed on 15-day disabled list June 13 with right shoulder strain, an injury he suffered diving for a ball June 7 vs. Houston; went on rehab assignment with Double-A New Britain, was reinstated from DL and stayed at New Britain, getting optioned directly there.
- Hit second career minor league grand slam July 20 at Reading.
- Hit .297 (44-for-148) in 43 games for the Rock Cats, including a .347 (35-for-101) batting average in July.
- Transferred to Triple-A Rochester August 5.
- Hit first career Triple-A home run August 14 at Indianapolis (24th career Triple-A game).
- Recalled September 2.
- Hit second career walk-off hit September 16 vs. Detroit, an infield single off Joe Nathan giving the Twins a 4-3 win.

**2013:** Participated in his first Twins major league spring training and made the Twins Opening Day roster for the first time in career, leading off and playing centerfield April 3 vs. Detroit, going 0-for-4 with a walk...became the fourth different Twin to make his major league debut as the Opening Day leadoff hitter, joining Sergio Ferrer April 5, 1974; Hosken Powell April 5, 1978; and Jim Eisenreich April 6, 1982...recorded first major league hit and RBI April 4 vs. Detroit, hitting a two-run single in the eighth inning off Brayan Villarreal...recorded first career extra-base hit with a double April 27 vs. Texas...reached base safely in 10 straight games April 15-28...recorded first multi-homer game May 13 vs. Chicago-AL...according to Elias, he became the first Twins rookie to homer in back-to-back plate appearances in one game since Corey Koskie went deep in consecutive trips April 15, 1999 at Tiger Stadium...had first career three-hit game May 22 at Atlanta...homered in consecutive games May 28 and 30 vs. Milwaukee...placed on the 15-day disabled list June 10 with a left hamstring strain...played six games on rehab assignment with Triple-A Rochester and reinstated July 2...hit .400 (10-for-25) with eight runs scored in first seven games back from the DL, including first career four-hit game July 8 at Tampa Bay...optioned to Triple-A Rochester August 1...at time of option led AL rookies in runs (37) and tied for first in stolen bases (9)...had nine outfield assists, which ranked first among all AL players...placed on 7-day disabled list August 13 with a right heel bruise, reinstated August 20...despite playing 81 games, still finished tied for first among AL rookies in outfield assists (9), which also led the club...also, among AL rookies, was tied for fifth in home runs (8), tied for sixth in walks (24), eighth in runs scored (37) and tied for 10th in doubles (11).

**2012:** Spent entire season with Double-A New Britain...named Twins minor league Player of the Week July 6, batting .381 (8-for-21) with one double, one home run, two RBI and six runs scored in six games...set New Britain single-season record in runs scored (100) and triples (11)...led Eastern League in runs scored, triples and walks (79)...had season-high five hits July 25 vs. Binghamton...recorded 33 multi-hit games...batted .318 (35-for-110) with a .433 on-base percentage in 30 July games and .319 (36-for-113) with a .402 on-base percentage in 28 August games...ranked first among Twins minor leaguers in runs scored and stolen bases (32), second in triples (11) and walks (79), fourth in total bases (217), and fifth in hits (135)...named to Eastern League Postseason All-Star team...named outfielder on MiLB.com Twins organizational All-Star team...ranked eighth



best prospect in Eastern League by *Baseball America* and named to *Baseball America* Double-A All-Star team...ranked fifth best prospect, best strike-zone discipline, best defensive outfielder and best outfield arm in the Twins system by *Baseball America* entering the 2013 season...added to Twins 40-man roster in November...played for the Bravos de Margarita in the Venezuelan Winter League, batting .204 (11-for-54) in 16 games.

**2011:** Spent entire season with Single-A Ft. Myers...ranked fourth best prospect, best defensive outfielder and best outfield arm in the Twins system by *Baseball America*...rated best outfield arm in the Florida State League by *Baseball America*...ranked 18th best prospect in Midwest League by *Baseball America*...played for Mesa Solar Sox in the Arizona Fall League, batting .294 (30-for-102) with 25 runs, eight doubles, five triples, three home runs, 21 RBI and 18 walks in 30 games.

**2010:** Spent entire season in Single-A Beloit...led team in on-base percentage (.401) and stolen bases (21)...finished second in doubles (27) and triples (6), and third in games played (115) and at-bats (423)...named to 2010 Midwest League All-Star Game...named Twins minor league Player of the Week September 3...ranked fifth best prospect in Midwest League by *Baseball America*...ranked second best prospect, best strike-zone discipline, best defensive outfielder and best outfield arm in the Twins system by *Baseball America*...named honorable mention on MiLB.com's Twins organizational All-Star team.

**2009:** Finished third on Single-A Beloit in walks (40)...ranked best prospect in Midwest League by *Baseball America*...ranked top prospect, best strike-zone discipline, best athlete, best defensive outfielder and best outfield arm in the Twins system by *Baseball America* entering 2010.

**2008:** Led GCL Twins in hits (55), home runs (4), RBI (27), walks (28) and stolen bases (12), and ranked eighth in GCL in average (.318)...named Twins minor league Player of the Week July 25-August, batting .400 with one home run, four runs scored and four RBI...named Rookie Level All-Star by *Baseball America*...named top ranked prospect in GCL by *Baseball America*...named GCL Postseason All-Star...ranked top prospect, best strike-zone discipline, best athlete, best defensive outfielder and best outfield arm in the Twins system by *Baseball America* entering the 2009 season.

**PROFESSIONAL:** Selected by the Twins in the first round (14th overall) of the 2008 First-Year Player Draft; signed by scout John Levitt.

HICKS' BATTING RECORD																			
YEAR	CLUB	AVG	G	AB	R	H	2B	3B	HR	RBI	SH	SF	HB	BB	SO	SB	CS	E	OBP
2008	GCL Twins	.318	45	173	32	55	10	4	4	27	1	2	0	28	32	12	2	2	.409
2009	Beloit	.251	67	251	43	63	15	3	4	29	2	3	1	40	55	10	8	7	.353
2010	Beloit	.279	115	423	86	118	27	6	8	49	4	3	0	88	112	21	11	6	.401
2011	Ft. Myers	.242	122	443	79	107	31	5	5	38	3	3	1	78	110	17	9	8	.354
2012	New Britain	.286	129	472	100	135	21	11	13	61	3	8	1	79	116	32	11	8	.384
2013	Rochester	.222	22	72	7	16	4	2	0	5	0	0	0	10	21	1	0	0	.317
	MINNESOTA	.192	81	281	37	54	11	3	8	27	4	2	2	24	84	9	3	0	.259
2014	New Britain	.297	43	148	30	44	11	1	4	21	0	2	0	28	27	2	3	2	.404
	Rochester	.278	24	72	9	20	5	0	1	8	1	2	0	9	13	1	1	0	.349
	MINNESOTA	.215	69	186	22	40	8	0	1	18	2	1	0	36	56	4	3	2	.341
Minor League Totals		.272	567	2054	386	558	124	32	39	238	14	23	3	360	486	96	45	33	.377
Major League Totals		.201	150	467	59	94	19	3	9	45	6	3	2	60	140	13	6	2	.293

HICKS' CAREER FIELDING RECORD								
POSITION	PCT	G	PO	A	E	TC	DP	PB
Outfield	.995	146	388	13	2	403	4	—

CYCLE PERFORMANCES						
TWINS						
PLAYER	DATE	TEAM	AT-BATS	INN	SCORE	PITCHERS
Rod Carew	5-20-70	at Kansas City	5	9	10-5	Johnson-Fitzmorris
Cesar Tovar	9-19-72	Texas	5	9	5-3	Bosman-Lindblad
Larry Hisle	6-4-76	at Baltimore	5	10	8-6	Alexander-Flanagan
Lyman Bostock	7-24-76	at Chicago-AL	4	9	17-2	Vuckovich-Knapp-Odom
Mike Cubbage	7-27-78	Toronto	4	9	6-3	Clancy-Garvin
Gary Ward	9-18-80	at Milwaukee	4	9	8-9	Caldwell-Cleveland
Kirby Puckett	8-1-86	Oakland	5	9	10-1	Young-Akerfelds
Carlos Gomez	5-7-08	at Chicago-AL	6	9	13-1	Buehrle-Wasserman
Jason Kubel	4-17-09	Los Angeles-AL	5	9	11-9	Moseley-Rodriguez-Bulger
Michael Cuddyer	5-22-09	Milwaukee	5	9	11-3	Parra-DiFelice-Julio
OPPONENTS						
PLAYER	DATE	TEAM	AT-BATS	INN	SCORE	PITCHERS
Fred Patek	7-9-71	Kansas City	5	9	3-6	Perry
Fred Lynn	5-13-80	at Boston	5	9	5-10	Williams-Verhoeven-Marshall
Paul Molitor	5-15-91	Milwaukee	5	9	2-4	Tapani
Travis Hafner	8-14-03	Cleveland	5	9	3-8	Radke-Baldwin
Adrian Beltre	8-24-12	at Texas	4	9	0-8	Deduno-Waldrop





# PHIL HUGHES

**HEIGHT/WEIGHT:** 6-5/250  
**BATS/THROWS:** R/R  
**BORN:** 6/24/86 in Mission Viejo, CA  
**OPENING DAY AGE:** 28  
**RESIDES:** Tustin, CA  
**ACQUIRED:** Signed as free agent, 12/5/13  
**M.L. SERVICE:** 7 years, 113 days  
**CONTRACT STATUS:** Signed thru 2019

**RHP 45**

PLAYERS

2014		GAME HIGHS		CAREER	
IP: 8.0, 4x, last 9/24 vs. ARI	Walks: 3, 4/9 vs. OAK		IP: 9.0, 6/3/12 at DET	Walks: 5, 6x, last 6/12/13 at OAK	
SO: 11, 9/13 at CWS	CG: 1, 6/17 at BOS		SO: 11, 9/13/14 at CWS	CG: 3, last 6/17/14 at BOS	
Win-Streak: 6, 4/20-6/1	Low-Hit: 8, 6/17 at BOS		Win-Streak: 9, 8/14/09-5/12/10	Low-Hit: 4, 6/3/12 at DET	

**PERSONAL:** Philip Joseph Hughes...2004 graduate from Foothill High School in Santa Ana, CA, where he owns the school record for most career wins (23) and ranks third in school history with 182 strikeouts...named the 2004 Most Valuable Player with a 9-1 record and a 0.69 ERA...was honored as a pre-season All-American prior to his junior year and set school single-season records with 12 wins and a 0.64 ERA that season...tossed a perfect game on April 8, 2004 in a 9-0 win over Laguna Hills...named to the Los Angeles Times' 2004 All-Star team...prior to being drafted, was named by *Baseball America* as the top right-handed pitcher in the Orange County region...was primarily a third baseman until his sophomore year of high school...received the 2010 Ben Epstein-Dan Castellano "Good Guy" Award from the New York chapter of the BBWAA...participates annually in Twins Winter Caravan.

## 2014:

- Began first season with Twins and made Twins debut April 3 at Chicago-AL, allowing four runs on seven hits in 5.0 innings pitched with one walk and seven strikeouts (ND).
- Earned first victory as Twin April 20 at Kansas City, allowing three runs on nine hits in 6.0 innings pitched.
- Won six consecutive decisions April 20-June 1, posting an ERA of 1.99 (54.1 IP, 12 ER) in that span.
- Made return to New York-AL June 1, setting a season-high with 8.0 innings pitched, allowing two runs on three hits, earning the win.
- Walked Alcides Escobar on a full count in the second inning April 20 at Kansas City, his final walk before going 178 batters-faced without allowing a walk until Brian McCann's base on balls in the second inning June 1 at New York-AL...according to Elias Sports Bureau, it marked the second longest such streak in Twins history, trailing only Brad Radke's 191 consecutive in 2005.
- Posted a 1.62 ERA (33.1 IP, 6 ER) in five May starts, the second best ERA in baseball during the month.
- Posted a streak of 106 plate appearances between walks from June 1-June 22.
- Pitched first complete game of season and third of career June 17 at Boston, allowing two runs on eight hits but was dealt the loss.
- Pitched 41.2 innings in June, the fifth most in the AL for the month...most innings in one month for a Twin since Scott Baker tossed 44.0 in June of 2011.
- Earned 10th win July 13 at Colorado, marking the third time in his career with double-digit wins; second time in his career with double-digit wins prior to All-Star break; first was 2010 when he had 11 wins.
- Earned 15th win September 1 at Baltimore, allowing three runs (0 earned) on five hits in 8.0 innings pitched; joined Rick Porcello, Max Scherzer and Jered Weaver—each also with 15—for the most in the AL at the time.
- Set single-season career-high with 11 strikeouts September 13 at Chicago-AL; the first time since July 18, 2012 that a Twin struck out 10-plus in a game, when Francisco Liriano did it against Baltimore...pitched 7.0 innings in that start, setting a new single-season career-high in innings, giving him 194.2 at the time, passing his previous high of 191.1 in 2012 with New York-AL.
- Pitched 7.0-plus innings in each of final nine starts August 10-September 24.
- Surpassed 200.0 innings pitched September 19 vs. Cleveland; finished with 209.2 innings pitched, 10th most in AL.
- Became 25th different Twin to reach 200.0 innings and first since Carl Pavano (222.0) in 2011...his 16 walks were the fewest in club history for a 200.0-inning pitcher.
- Set MLB record for highest strikeout-to-walk ratio at 11.63...became the sixth pitcher (7th time) in baseball history to reach 200.0 innings pitched and less than 20 walks, first since Cliff Lee in 2010 (212.1 IP and 18 walks).
- Won 16th and final game September 24 vs. Arizona...according to Elias, became the fourth pitcher in major league history to follow a season

## MLB ALL-TIME PITCHING LEADERS

### STRIKEOUT-TO-WALK RATIO IN SINGLE SEASON

1. Phil Hughes, MIN, 2014 ..... 11.63
2. Bret Saberhagen, NYM, 1994..... 11.00
3. Cliff Lee, SEA/TEX, 2010 ..... 10.28
4. Jim Whitney, BOS, 1884 ..... 10.00
5. Jim Whitney, BOS, 1883 ..... 9.86



with four-or-fewer wins with 16-plus wins the following season (minimum 25 starts); Frank Mountain (4-21 in 1882, 26-33 in 1883), Jerry Koosman (3-15 in 1978, 20-13 in 1979) and Matt Keough (2-17 in 1979, 16-13 in 1980); Koosman similar to Hughes: three wins in 1978 for New York-NL then won 20 in 1979 with Minnesota.

- Finished the year with 16 wins and just 16 walks allowed...according to Elias, just three pitchers in the modern era registered as many or more wins as walks while winning at least 15 games: Christy Mathewson did it twice (25 wins, 21 walks in 1913 and 24 wins, 23 walks in 1914) and Slim Sallee (21 wins, 20 walks in 1919).
- Pitched 6.0-plus innings in 26 of 32 starts and 7.0-plus in 19 starts...one of five pitchers in AL with 19 7.0-plus games (David Price - 26, Felix Hernandez - 24, Corey Kluber - 21, Jon Lester - 19).
- Twins went 20-12 in his starts.
- Ranked third best control in AL in *Baseball America's* annual tools survey, behind David Price and Hisashi Iwakuma.
- Given the Calvin R. Griffith Award for Most Valuable Twin and the Joseph W. Haynes Award for Twins Pitcher of the Year, both awards voted on by the Twin Cities Chapter of the BBWAA.
- Restructured and signed a new five-year contract extension December 22, covering 2015-19.

**2013:** Did not appear in official spring training game after experiencing upper back stiffness following the Yankees workout February 18 at Steinbrenner Field in Tampa, and later diagnosed with a bulging disc...threw for the first time on flat ground March 3...threw simulated game March 18 and faced minor league hitters on March 22 at the Yankees minor league complex...pitched in an extended spring training game April 1...placed on 15-day disabled list March 31 (retro March 22) with right upper back thoracic injury; missed four games and was reinstated prior to start April 6 at Detroit...pitched 8.0 shutout innings May 4 vs. Oakland, allowing four hits, two walks and nine strikeouts; tossed a season-high 118 pitches, his most since June 3, 2012 at Detroit (123 pitches)...gave up a home run to Jarrod Dyson in the second inning May 10 at Kansas City, snapping a 23.2 homerless inning streak dating back to the sixth inning April 18 vs. Arizona, 0.2 innings shy of career-high of 24.1...lasted just 0.2 innings pitched May 15 vs. Seattle, the shortest outing of career...posted a record of 0-7, 5.63 ERA (54.1 IP, 34 ER) in final 13 starts July 8-September 25, marking the longest losing streak of career...posted a 0.70 groundball to flyball ratio, the second-lowest among all starters in baseball.

**2012:** Started the season as the Yankees third starter...went 1-4 in April, followed by 15-9, 3.77 ERA (169.2 IP, 71 ER) over final 27 starts since May 6; only Jered Weaver (16) had more wins in the AL over that span...tossed second career complete game June 3 at Detroit...made 100th career start September 13 at Boston; according to Elias, he became fifth pitcher to reach the plateau with the Yankees after being selected by the team in the First-Year Player Draft, joining Stan Bahnsen, Doc Medich, Ron Guidry and Andy Pettitte...struck out four batters in the fourth inning September 20 vs. Toronto (Hechavarria reached on a passed ball), becoming the second pitcher in franchise history to fan four batters in a single inning (A.J. Burnett June 24, 2011)...made two postseason starts for the Yankees (ALDS Game 4 vs. Baltimore and ALCS Game 3 at Detroit), going 0-1, 1.86 ERA (9.2 IP, 2 ER)...removed from ALCS Game 3 with a stiff back after 3.0 innings...tied Hiroki Kuroda for the most wins (16) on the staff and ranked second in starts (32) to Kuroda...recorded a decision in 29 of 32 starts, tied for most decisions among major league pitchers (Gio Gonzalez, Matt Harrison and Clayton Richard)...tied for second in majors in home runs allowed (35)...allowed 22 home runs at home, the most in baseball and most in a single season in franchise history...went 11-4, 3.74 ERA (98.2 IP, 41 ER) in 16 starts at Yankee Stadium, tied for the most home victories in baseball...walked two-or-fewer batters in 28 of 32 starts...posted a 2.16 walks-per-9.0 IP ratio, eighth-lowest in the AL.

**2011:** Started the season as the Yankees third starter...placed on 15-day disabled list with right shoulder inflammation April 15, transferred to 60-day DL May 25...pitched in three rehab starts with Single-A Staten Island and Double-A Trenton...missed 84 Yankee games before being reinstated July 6...pitched first career shutout in his rain-shortened start August 2 at Chicago-AL, allowing three hits and no walks in 6.0 innings...made first relief appearance of season August 7 at Boston; first relief appearance since October 2, 2010 at Boston...made two relief appearances in the ALDS vs. Detroit, tossing 2.1 scoreless innings.

**2010:** Began season as Yankees fifth starter...made two starts in extended spring training while remaining on the Yankees 25-man active roster...allowed just 10 hits in first four starts of the season (25.0 IP) and 17 in first five starts (32.0 IP); according to Elias, became the first major league pitcher since the Yankees David Cone in 1999 to allow less hits-to-innings pitched in four of first five starts of a season...carried a no-hitter through 7.0 innings April 21 at Oakland, allowing one run on one hit in 7.1 innings with 10 strikeouts...won first five decisions to start the season, the youngest Yankee starter to begin a season 5-0 since Whitey Ford in 1950 (9-0)...posted a 1.38 ERA in first six starts; according to Elias, he became the first Yankee with at least five wins and a sub-1.50 ERA through his first six starts since Bob Turley in 1958 (6-0, 0.83 ERA)...joined Andy Pettitte at 5-0 to start the season, marking just the fourth time in the previous 50 years that two Yankees starters each won their first five decisions in a season; also occurred in 2004 (Kevin Brown and Orlando Hernandez), 2003 (Mike Mussina and David Wells) and 1980 (Ron Guidry and Tommy John), according to Elias...named to first career AL All-Star team (named from player ballot); according to Elias, became the third-youngest pitcher to represent the Yankees in an All-Star Game (1956-Johnny Kucks, age 22; and 1965-Mel Stottlemyre, age 23)...allowed two runs on two hits in 0.1 innings and charged with the loss in the 3-1 NL victory, becoming the first Yankee to take the loss in the an All-Star Game since Tommy John in 1980...made 50th career start August 14 at Kansas City; according to Elias, he became the youngest Yankee to make his 50th career start since Al Downing (at 24 years, 51 days) in 1964...earned 16th win August 31 vs. Oakland, joining CC Sabathia (18-5) to give the Yankees two pitchers each with 16 wins prior to September 1 for the first time since 1998 (David Cone-18 and David Wells-16)...made three Postseason starts, going 1-2, 6.32 ERA (15.2 IP, 11 ER)...threw 7.0 scoreless innings in first career postseason start in Game 3 of the ALDS on September 9 vs. Minnesota, earning the win in the 6-1 victory to complete the series sweep; became the first Yankee under the age of 25 to win a postseason start since Dave Righetti on October 15, 1981 in Game 3 of the ALCS vs. Oakland...started and was dealt the loss in Game 2 and Game 6 of the ALCS at Texas, allowing 11 earned runs on 8.2 innings pitched combined...at 24 years, 114 days, became the youngest Yankee to start either Game 1 or 2 of a playoff series since Andy Pettitte started Game 2 of the 1996 ALDS at 24 years, 109 days...finished regular season tied for fourth in the AL and tied for seventh in baseball in wins (18)...tied for fifth in the AL and tied for sixth in the majors in winning percentage (.692)...pitched 5.0-plus innings in 28 of 29 starts (only exception on August 25 at Toronto, 3.2 IP)...the Yankees went 20-9 in his starts...became second Yankees pitcher age 24-or-younger in previous 45 years to win at least 18 games (also Andy Pettitte in 1996, 21 wins)...was the youngest Yankees right-hander to win at least 18 games in a season since 23-year-old Mel Stottlemyre won 20 games in 1965...joined CC Sabathia (21-7) as first pair of 18-game winners for Yankees at 30-years-old-or-younger since 1978 (Ron Guidry 25-3 and Ed Figueroa 20-9)...allowed 20 home runs at home, tied for most in the majors...received a 7.49 run support average in starts, the highest mark among qualifying major leaguers.

**2009:** Opened the year with Triple-A Scranton/Wilkes-Barre (New York-AL), going 3-0, 1.86 ERA (19.1 IP, 4 ER) with three walks and 19 strikeouts in three starts...recalled April 28 and made start that night at Detroit, tossing 6.0 scoreless innings with two hits allowed and six strikeouts, earning the win...made seven starts and was moved to the bullpen in June...made first career regular season relief appearance June 8, tossing a perfect seventh inning...posted a 23.1-inning scoreless stretch June 10-July 30, marking the longest single-season scoreless stretch for a Yankees reliever since Mariano Rivera's 30.2-inning scoreless stretch to finish the 1999 regular season, according to Elias...earned first regular season win as a



reliever July 17 vs. Detroit, tossing 2.0 scoreless innings...earned first career save July 23 vs. Oakland, tossing 2.0 perfect innings, becoming the youngest Yankees pitcher to earn a save of at least six outs since 18-year-old Jose Rijo recorded a 3.0-inning save April 18, 1984 at Cleveland, according to Elias...made nine postseason appearances, going 0-1, 8.53 ERA (6.1 IP, 6 ER)...held opponents to a .217 (68-for-314) average; lefties hit .257 (36-for-140), righties .184 (32-for-174)...led all major league relievers in ERA (1.44)...struck out 33.7% of batters faced as a reliever, the second-highest mark in baseball...37 of 44 appearances were scoreless...held opponents hitless in 24 outings...stranded 15-of-16 inherited runners (93.8%)...led the AL in ERA post-All-Star break (1.64)...ranked fourth in baseball after the All-Star break with 12.55 strikeouts-per-9.0 IP ratio.

**2008:** Opened the season as the youngest pitcher in the majors and the second youngest player in the majors behind Arizona's Justin Upton (20 years old, born August 25, 1987); according to the Elias Sports Bureau, was the youngest pitcher to begin a season in the Yankees rotation since Bill Burbach in 1969 (Opening Day age of 21 years, 232 days)...made first start April 3 vs. Toronto in the Yankees third game, becoming the youngest Yankees pitcher to start one of the club's first three games since Waite Hoyt (21 years, 217 days) in the second game of 1921...underwent an MRI May 1, revealing a stress fracture in ninth right rib and was placed on 15-day disabled list that day...transferred to 60-day disabled list July 18...returned from rehab, reinstated from 60-day DL and optioned to Charleston July 30...made two postseason starts with Scranton/WB, going 1-0, 0.69 ERA (13.0 IP, 1 ER)...recorded series-clinching win in Game 4 of the Governor's Cup Series September 12 at Durham, allowing just one earned run in 5.0 innings with 12 strikeouts, establishing a Scranton/WB single-game playoff strikeout record...his 23 strikeouts also set a franchise-postseason record...recalled from Scranton/WB prior to September 13 doubleheader vs. Tampa Bay and joined the Yankees the following day...pitched for Peoria Javelinas of the Arizona Fall League 2-0, 3.00 ERA (30.0 IP, 10 ER) in seven starts.

**2007:** Started season with Triple-A Scranton/Wilkes-Barre...had contract purchased April 25 and made major league debut in a start the next night vs. Toronto, allowing four runs on seven hits in 4.1 innings pitched...was the youngest Yankees pitcher (20 years, 306 days old) to debut since Jose Rijo on April 5, 1984 (18 years, 328 days); since Rijo's first appearance, the only other Yankees to make their major league debuts under the age of 21 were Derek Jeter (20 years, 337 days), Dioner Navarro (20 years, 211 days) and Melky Cabrera (20 years, 330 days)...earned first major league win in second start on May 1 at Texas, tossing 6.1 hitless innings before being removed in the seventh inning with a left hamstring strain...placed on 15-day disabled list with a strained left hamstring May 3-August 4, missing 85 games...transferred to 60-day DL June 9...endured setback May 25 when he suffered a sprained left ankle while participating in agility drills in Tampa...made five rehab starts July 9-29 with Single-A Tampa, Double-A Trenton and Triple-A Scranton/WB...selected to Triple-A All-Star Game July 11 at Isotopes Park in Albuquerque, pitching 0.2 innings of relief...named International League Pitcher of the Week July 23-29, going 2-0, 0.00 ERA (12.2 IP)...returned from rehab and reinstated from 60-day DL August 4...appeared in two ALDS games vs. Cleveland, allowing one earned run in 5.2 innings of relief.

**2006:** Began the season at Single-A Tampa (New York-AL)...promoted to Double-A Trenton April 30...posted a Thunder franchise record with a 2.25 ERA in 21 starts...selected to Eastern League All-Star Game and was named to the US team for the All-Star Futures Game at PNC Park in Pittsburgh...named Eastern League Pitcher of the Week August 7-13, going 2-0, 0.90 ERA (10.0 IP, 1 ER) with 15 strikeouts...led all EL pitchers in ERA (2.25) and fourth in strikeouts (138)...started Game 1 for Trenton in Division Series September 6 vs. Portland, setting a club record with 13 strikeouts (6.0 IP)...posted a combined record of 12-6 with a 2.16 ERA in 26 starts at both levels...named to the minor league All-Star team as well as the Double-A All-Star team by *Baseball America*...ranked top right-handed pitching prospect in all of baseball by *Baseball America* entering 2007, also ranked as the Yankees top prospect for the second straight year and rated as having the best curveball and best control among Yankees minor leaguers...earned Kevin Lawn minor league Pitcher of the Year Award, given annually to the top pitching prospect in the Yankees organization.

**2005:** Started season with Single-A Charleston (New York-AL) and went 7-1, 1.97 ERA (68.2 IP, 15 ER) in 12 starts...spent two stints on DL with right shoulder inflammation...pitched first career complete game June 1 vs. Greensboro (Game 1)...scheduled to start South Atlantic League All-Star Game June 28 but was scratched after being placed on the DL with mild inflammation in right shoulder...went 2-0, 3.06 ERA (17.2 IP, 6 ER) in five games (4 starts) for Tampa...went 9-1, 2.19 ERA (86.1 IP, 21 ER) with 93 strikeouts in 17 combined appearances (16 starts) between both levels.

**2004:** Started professional career with GCL Yankees...appeared in just three games before suffering a fractured toe on his left foot.

**PROFESSIONAL:** New York Yankees first round (23rd overall) pick in the 2004 First-Year Player Draft; signed by scout Jeff Patterson.

		HUGHES' PLAYING RECORD																			
YEAR	CLUB	W-L	ERA	G	GS	CG	SHO	SV	IP	H	R	ER	HR	HP	BB	SO	WP	BK	BAA		
2004	GCL Yankees	0-0	0.00	3	3	0	0	0	5.0	4	0	0	0	0	0	8	0	0	.222		
2005	Charleston	7-1	1.97	12	12	1	0	0	68.2	46	19	15	1	3	16	72	3	0	.192		
	Tampa	2-0	3.06	5	4	0	0	0	17.2	8	6	6	0	3	4	21	0	0	.140		
2006	Tampa	2-3	1.80	5	5	0	0	0	30.0	19	7	6	0	1	2	30	0	0	.178		
	Trenton	10-3	2.25	21	21	0	0	0	116.0	73	30	29	5	2	32	138	5	0	.179		
2007	Tampa	0-0	0.00	1	1	0	0	0	2.0	0	1	0	0	0	2	3	0	0	.000		
	Trenton	0-0	1.29	2	2	0	0	0	7.0	5	1	1	0	0	2	11	0	0	.200		
	Scranton/Wilkes-Barre	4-1	2.20	5	5	0	0	0	28.2	16	7	7	0	1	8	28	2	0	.167		
	NEW YORK-AL	5-3	4.46	13	13	0	0	0	72.2	64	39	36	8	2	29	58	4	0	.235		
	Charleston	2-0	0.00	2	0	0	0	0	6.2	3	0	0	0	0	2	6	2	0	.136		
2008	Scranton/Wilkes-Barre	1-0	5.90	6	6	0	0	0	29.0	34	19	19	2	2	9	31	0	0	.281		
	NEW YORK-AL	0-4	6.62	8	8	0	0	0	34.0	43	26	25	3	1	15	23	2	0	.314		
2009	Scranton/Wilkes-Barre	3-0	1.86	3	3	0	0	0	19.1	17	4	4	2	0	3	19	0	0	.233		
	NEW YORK-AL	8-3	3.03	51	7	0	0	3	86.0	68	31	29	8	5	28	96	4	2	.217		
2010	NEW YORK-AL	18-8	4.19	31	29	0	0	0	176.1	162	83	82	25	0	58	146	9	1	.244		
2011	Staten Island	0-0	2.08	1	1	0	0	0	4.1	3	1	1	1	0	1	7	0	0	.188		
	Trenton	1-0	1.86	2	2	0	0	0	9.2	6	2	2	0	0	4	11	0	0	.176		
	NEW YORK-AL	5-5	5.79	17	14	1	1	0	74.2	84	48	48	9	4	27	47	3	0	.283		
2012	NEW YORK-AL	16-13	4.19	32	32	1	0	0	191.1	196	101	89	35	6	46	165	3	0	.259		
2013	NEW YORK-AL	4-14	5.19	30	29	0	0	0	145.2	170	91	84	24	5	42	121	6	0	.293		
2014	MINNESOTA	16-10	3.52	32	32	1	0	0	209.2	221	88	82	16	5	16	186	1	0	.268		
Minor League Totals		32-8	2.36	68	65	1	0	0	344.0	234	97	90	11	12	85	385	12	0	.191		
Major League Totals		72-60	4.32	214	164	3	1	3	990.1	1008	507	475	128	28	261	842	32	3	.262		



### HUGHES' CAREER FIELDING RECORD

POSITION	PCT	G	PO	A	E	TC	DP	PB
Pitcher	.973	214	39	68	3	110	4	—

### HUGHES' BATTING RECORD

BATTING	AVG	AB	R	H	2B	3B	HR	RBI	SH	SF	HB	BB	SO	SB	CS	OBP
Career	.000	12	0	0	0	0	0	0	2	0	0	0	6	0	0	.000

### HUGHES' DIVISION SERIES RECORD

YEAR	OPPONENT	W-L	ERA	G	GS	CG	SHO	SV	IP	H	R	ER	HR	HP	BB	SO	WP	BK	BAA
2007	Cleveland	1-0	1.59	2	0	0	0	0	5.2	3	1	1	1	0	0	6	1	0	.143
2009	Minnesota	0-0	9.00	3	0	0	0	0	2.0	5	2	2	0	0	1	3	0	0	.500
2010	Minnesota	1-0	0.00	1	0	0	0	0	7.0	4	0	0	0	0	1	6	0	0	.167
2011	Detroit	0-0	0.00	2	0	0	0	0	2.1	2	0	0	0	0	0	4	0	0	.222
2012	Baltimore	0-0	1.35	1	1	0	0	0	6.2	4	1	1	1	0	3	8	0	0	.167
Division Series Totals		2-0	1.52	9	1	0	0	0	23.2	18	4	4	2	0	5	27	1	0	.205

### HUGHES' LEAGUE CHAMPIONSHIP SERIES RECORD

YEAR	OPPONENT	W-L	ERA	G	GS	CG	SHO	SV	IP	H	R	ER	HR	HP	BB	SO	WP	BK	BAA
2009	Los Angeles-AL	0-1	3.38	3	0	0	0	0	2.2	4	1	1	0	0	1	3	0	0	.308
2010	Texas	0-2	11.42	2	2	0	0	0	8.2	14	11	11	1	0	7	6	2	0	.368
2012	Detroit	0-1	3.00	1	1	0	0	0	3.0	3	1	1	1	0	3	1	0	0	.250
League Championship Totals		0-4	8.16	6	3	0	0	0	14.1	21	13	13	2	0	11	10	2	0	.333

### HUGHES' WORLD SERIES RECORD

YEAR	OPPONENT	W-L	ERA	G	GS	CG	SHO	SV	IP	H	R	ER	HR	HP	BB	SO	WP	BK	BAA
2009	Philadelphia	0-0	16.20	3	0	0	0	0	1.2	2	3	3	1	0	2	1	0	0	.333

### HUGHES' ALL-STAR GAME RECORD

YEAR	HOST	W-L	ERA	G	GS	CG	SHO	SV	IP	H	R	ER	HR	HP	BB	SO	WP	BK	BAA
2010	Los Angeles-AL	0-1	54.00	1	0	0	0	0	0.1	2	2	2	0	0	0	0	0	0	.667



Phil Hughes signed a new five-year contract extension on December 22, 2014, covering the 2015-19 seasons.





# TORII HUNTER

**HEIGHT/WEIGHT:** 6-2/218  
**BATS/THROWS:** R/R  
**BORN:** 7/18/75 in Pine Bluff, AR  
**OPENING DAY AGE:** 39  
**RESIDES:** Prosper, TX  
**ACQUIRED:** Signed as free agent, 12/3/14  
**M.L. SERVICE:** 15 years, 132 days  
**CONTRACT STATUS:** Signed thru 2015

PLAYERS

OF **48**

2014		GAME HIGHS		CAREER	
Hits: 4, 8/10 at TOR	HR: 1, 17x, last 9/20 at KC		Hits: 5, 6/1/05 vs. CLE	HR: 3, 6/13/09 vs. SD	
RBI: 5, 4/5 vs. BAL	Grand Slam: --		RBI: 7, 2x, last 7/4/10	Grand Slam: 10, last 4/7/08 vs. CLE	
Hit-Streak: 13, 2x, last 9/14-27	SB: 1, 4x, last 7/18 vs. CLE		Hit-Streak: 23, 4/11-5/9/07	SB: 2, 15x, last 5/25/09 vs. CWS	

**PERSONAL:** Torii Kedar Hunter...wife, Katrina (Hall)...sons, Darius, Torii Jr. and Monshadrik (Money)...Darius is a wide receiver at Riverside CC in Riverside, CA, Torii Jr. is a wide receiver at Notre Dame and Monshadrik is a defensive back at Arkansas State...1993 graduate of Pine Bluff (AR) High School where he played baseball, basketball, football and track...named First-Team All-State his junior and senior seasons...played on South squad in 1992 Junior Olympics...selected to High School National Team by USA Today, All-American Team by *Baseball America* and Gatorade Arkansas Player of the Year in 1993...2002 Twins representative for the Roberto Clemente Award...2004 recipient of the Carl R. Pohlad Award recognizing outstanding community service throughout the Upper Midwest...designates time and effort in support of Athletics In Action, Big Brothers & Big Sisters of Minneapolis and St. Paul, the Twins Rookie League and R.B.I. program, and TwinsCare, a ticket program for underprivileged youth.

## 2014:

- Played second season with Detroit, appearing in 142 games, fifth straight seasons playing in at least 140 games.
- Hit a home run in three straight games from April 4-6, marking the fourth time in career and the first time since May 17-19, 2010 (also three).
- Recorded season-high five RBI April 5 vs. Baltimore, marking the 15th career game with five-or-more RBI.
- Hit .316 (24-for-76) with seven doubles, three home runs, 13 RBI and 11 runs scored in 19 April games.
- Recorded season-high 13-game hit-streak April 20-May 6, hitting .421 (24-for-57) with six doubles, one home run, 10 RBI and nine runs scored.
- Named the Tigers Player of the Month for July after hitting .364 (32-for-88) with five doubles, one triple, six home runs, 24 RBI and 17 runs scored; ranked second in the AL with 24 RBI in July, third in slugging (.648), tied for fourth in home runs (6) and fifth in batting average (.364).
- Tied season-high hitting in 13 straight games September 14-27...hit .357 (20-for-56) with five doubles, two home runs, six RBI and six runs scored.
- Hit .305 (32-for-105) with seven doubles, two home runs, 10 RBI and 13 runs scored in 26 games in September.
- Hit .308 (45-for-146) vs. left-handed pitchers and .278 (112-for-403) vs. right-handers.
- Hit .304 (75-for-247) with 17 doubles, one triple, five home runs, 31 RBI and 32 runs scored in 64 games post-All-Star break.

**2013:** Played first career season with Detroit after signing a two-year contract November 16, 2012...hit safely in season-high 12 games April 5-19, hitting .453 (24-for-53) during the streak...recorded his 2,000th career hit April 9 vs. Toronto, singling off Esmil Rogers in the sixth inning...hit .370 (37-for-100) with eight doubles, one triple, a home run and 12 RBI in 23 April games; tied for first in the AL with 37 hits and was second with a .370 batting average...appeared in 2,000th career game June 6 vs. Cleveland...hit 300th career home run June 16 at Minnesota, a two-run homer in the first inning off P.J. Walters...hit .315 (112-for-356) in 84 games pre-All-Star Break...named Tigers Player of the Month for July, hitting .374 (38-for-99) with seven doubles, two triples, seven home runs, 22 RBI and 21 runs scored in 23 games; tied for first in the AL with 21 runs scored and 22 RBI and was fourth with 38 hits and a .374 average...hit fourth career walk-off home run August 29 vs. Oakland...hit .300 (51-for-170) vs. left-handed pitching and .305 (133-for-436) vs. right-handed...finished second in the AL with a .333 (101-for-303) home batting average...led AL with 17 game-winning RBI, tied for third in sacrifice flies (10), fourth in multi-hit games (56), seventh in batting average (.304), ninth in hits (184) and tied for 11th in doubles (37)...won second career Louisville Slugger Silver Slugger Award.

**2012:** Played fifth season with Los Angeles-AL...earned co-American League Player of the Week award for June 4-10 with teammate Mike Trout; hit .500 (11-for-22) with four home runs and 10 RBI in five games...recorded season-highs with two home runs and six RBI June 8 at Colorado...recorded season-high four hits four times: July 16 at Detroit and July 25 vs. Kansas City, August 31 at Seattle and September 30 at Texas...hit .354 (40-for-113) with eight doubles, a home run and 18 RBI in 28 August games; tied for second in the AL with 40 hits during the month and sixth with a .354 batting average...hit .346 (37-for-107) with five doubles, four home runs and 26 RBI in 27 September; second in the AL with 37 hits and 26 RBI during the month and sixth with a .346 batting average...hit .340 (49-for-144) vs. left-handed pitchers, fifth-best in the AL, while hitting .303 (118-for-390) vs. right-handed pitchers...hit .350 (100-for-286) in 73 games post-All-Star break...hit .344 (54-for-157) with runners in scoring position, ninth-best in the AL...tied for sixth in the AL in batting average (.313)...ranked fourth among AL outfielders in outfield assists (14).



**2011:** Played fourth season with Los Angeles-AL...recorded three two-homer games: May 30 at Kansas City, July 9 vs. Seattle and August 19 vs. Baltimore...recorded 1,000th RBI of major league career May 30 at Kansas City...recorded season-high four hits June 21 at Florida...recorded season-high five RBI July 9 vs. Seattle and again August 19 vs. Baltimore...recorded season-high 18-game hitting streak August 2-20, hitting .418 (28-for-67) with three doubles, a triple, four home runs and 13 RBI...hit .366 (37-for-101) with four doubles, a triple, five home runs and 17 RBI in 27 August games; tied for fourth in the AL with 37 hits during the month and sixth with a .366 batting average...hit 20th home run September 10 vs. New York-AL, marking the 10th time in career to reach 20 homer plateau...ranked fourth among all AL outfielders in outfield assists (15).

**2010:** Played third season with Los Angeles-AL...hit .314 (27-for-86) with 10 doubles, three home runs and 13 RBI in 23 April games...recorded 10-game hitting streak May 15-24, hitting .324 (12-for-37) with three doubles, three home runs and eight RBI during the streak...hit .327 (32-for-98) with 10 doubles, five home runs and 24 RBI in 27 June games; tied for second in the AL in RBI for the month...tied career-high with seven RBI July 4 vs. Kansas City, including two home runs...hit .298 (92-for-309) with 24 doubles, 15 home runs and 62 RBI in 86 games pre-All-Star break and was selected to the AL All-Star team for the fourth time in career...recorded season-high four hits August 4 at Baltimore...hit .337 (30-for-89) with five doubles, two home runs and six RBI in 23 August games...named second best defensive outfielder in the AL by *Baseball America*.

**2009:** Played second season with Los Angeles-AL...recorded 10-game hitting streak April 11-23, hitting .405 (15-for-37) with four doubles, six home runs and 10 RBI during the streak...hit .325 (25-for-77) with six doubles, eight home runs and 16 RBI in 21 April games; tied for second in the AL in home runs during the month...hit .304 (31-for-102) with six doubles, one triple, four home runs and 26 RBI in 28 May games; tied for sixth in the AL in RBI during the month...posted 11-game hitting streak June 4-19, hitting .385 (15-for-39) with two doubles, four home runs and nine RBI during the streak...hit first career three homer game June 13 vs. San Diego...recorded 14-game hitting streak July 4-August 28, hitting .383 (23-for-60) with four doubles, a home run and 11 RBI during the streak...hit .305 (87-for-285) in 77 games pre-All-Star break and was selected to the AL All-Star team for third time in career (did not play)...placed on 15-day disabled list July 8 with a right groin strain...went on rehab assignment with Single-A Rancho Cucamonga...reinstated August 16...recorded 12-game hitting streak September 5-16, hitting .354 (17-for-48) with a double, three home runs and nine RBI during the streak...hit .336 (39-for-116) vs. left-handed pitchers and .287 (96-for-335) vs. right-handed pitching...awarded with ninth consecutive Rawlings Gold Glove Award...earned first Louisville Slugger Silver Slugger Award...ranked fifth among all AL outfielders in fielding percentage (.997)...ranked as best defensive outfielder in the AL by *Baseball America*.

**2008:** Played first season with Los Angeles-AL after signing a five-year contract November 28, 2007...hit 10th career grand slam April 7 vs. Cleveland, including season-high two home runs and five RBI...hit .317 (32-for-101) with nine doubles, a triple, four home runs and 16 RBI in 26 April games...had second two-homer game July 7 at Texas and third two-homer game July 26 at Baltimore, while tying season-high five RBI July 26 at Baltimore...recorded season-high four hits twice: April 23 at Boston and August 8 vs. the New York-AL...hit 200th career home run June 9 vs. Tampa Bay, a two-run shot off of Edwin Jackson in the fourth inning...recorded 15-game hitting streak July 12-August 4, hitting .375 (21-for-56) with four doubles, six home runs and 17 RBI...hit .314 (27-for-86) with four doubles, nine home runs and 21 RBI in 23 July games; tied for first in the AL in home runs during the month, while tying for ninth with 21 RBI...hit .304 (45-for-148) vs. left-handed pitchers and .268 (108-for-403) against right-handed pitchers...awarded eighth consecutive Rawlings Gold Glove Award...tied for AL lead among outfielders in fielding percentage (1.000)...ranked second-best defensive outfielder in the AL by *Baseball America*.

**2007:** Spent 11th season with Minnesota...recorded 1,047th career hit Opening Day April 2 vs. Baltimore, moving into ninth place on the Twins all-time list, passing Zoilo Versalles (1,046) and Roy Smalley (1,046)...hit safely in career-high 23 straight games April 11-May 9, hitting .372 (35-for-942), the fourth longest hitting streak in Twins history; during the streak recorded 11 multi-hit games, 12 doubles, five home runs and 19 RBI...hit seventh career grand slam April 17 at Seattle...recorded career-high seven RBI May 13 vs. Detroit, marking the 14th time in Twins history a player has driven in seven-or-more runs...hit eighth career grand slam and second of the season May 18 at Milwaukee...had eighth career multi-homer game (2nd of season) June 28 vs. Toronto...recorded 1,164th and 1,165th career hits, tying and passing Cesar Tovar and moving into eighth place on Twins all-time list...recorded 13-game hitting streak August 13-26, hitting .389 (21-for-54) with five doubles, three homers and 12 RBI during the streak...hit ninth career grand slam (3rd of season) August 15 at Seattle; nine grand slams moved him into second place on the Twins all-time list trailing only Harmon Killebrew (10)...recorded 1,197th and 1,198th career hits September 7 at Chicago-AL, passing Chuck Knoblauch and moving into sole possession of seventh place on Twins all-time list...played 155th game September 25 at Detroit, setting single-season career-high...removed from game as bottom of sixth inning started September 30 vs. Boston at Metrodome, replaced by Lew Ford in centerfield, which – at the time – appeared to be final Twins game...finished the year with 49-multi-hit games...set career-high with 107 RBI...posted a .995 fielding percentage (2 E, 394 TC)...tied for AL lead in grand slams (3), ranked fourth in doubles (45), tied for sixth in extra-base hits (74), seventh in home runs (28) and 10th in RBI (107).

**2006:** Recorded a season-high four hits April 5 at Toronto, including six RBI and hit fifth career grand slam...hit .336 (36-for-107) with four home runs and 21 RBI in May...hit sixth career grand slam June 28 vs. Los Angeles-AL...placed on the disabled list July 16 with a stress fracture in left foot, missing 14 games; reinstated July 30...recorded 1,000th career hit August 22 at Baltimore, singling off Adam Loewen...homered six times in eight games from August 18-26, including homers in a career-high four consecutive games August 23-26...stole seventh base of the season September 8 vs. Detroit giving him 103 in his career, passing Cristian Guzman for sixth on the Twins all-time list...hit 30th home run September 26 vs. Kansas City...hit 31st home run October 1 vs. Chicago...earned sixth consecutive Rawlings Gold Glove Award, becoming the third Twin to win the award six-or-more times (Jim Kaat-11 and Kirby Puckett-6)...recipient of first ever Mike Augustin "Media Good Guy" Award, given by the Twin Cities Chapter of the BBWAA.

**2005:** Recorded first career five-hit game, fourth career grand slam and tied career-high six RBI June 1 vs. Cleveland...named American League Player of the Week June 6-12...had fifth career two-homer game June 7 at Arizona and sixth career two-homer game June 25 at Milwaukee...

MLB LEADERS SINCE 2001		
GAMES	HITS	RBI
1. Ichiro Suzuki .....2204	1. Ichiro Suzuki .....2844	1. Albert Pujols .....1603
2. Albert Pujols .....2117	2. Albert Pujols .....2519	2. David Ortiz .....1418
3. Jimmy Rollins .....2076	3. Derek Jeter .....2457	3. Alex Rodriguez .....1374
4. Adrian Beltre .....2057	4. Michael Young .....2375	4. Miguel Cabrera .....1369
5. Adam Dunn .....2001	5. Jimmy Rollins .....2289	5. Aramis Ramirez .....1276
6. Torii Hunter .....1992	6. Adrian Beltre .....2266	6. Torii Hunter .....1229
7. Paul Konerko .....1983	7. Miguel Cabrera .....2186	7. Carlos Beltran .....1217
8. Michael Young .....1968	8. Juan Pierre .....2155	8. Adrian Beltre .....1210
9. Derek Jeter .....1961	9. Torii Hunter .....2131	9. Paul Konerko .....1205
10. Alfonso Soriano .....1944	10. Alfonso Soriano .....2085	10. Carlos Lee .....1187



fractured left ankle leaping for a ball in deep centerfield area of Fenway Park July 29 and came down rolling ankle on corner of wall and ground; was placed on disabled list for remainder of season...tied for seventh in league in outfield assists (9) and tied for 10th in stolen bases (23)...tied career-high in stolen bases...reinstated from 60-day disabled list October 6...rated second best defensive outfielder and third best outfield arm by *Baseball America*...earned fifth consecutive Rawlings Gold Glove Award.

**2004:** Placed on 15-day disabled list April 9-24 with strained right hamstring...hit 100th career home run May 15 at Chicago off Esteban Loaiza, fourth career four-hit game and fourth career two-homer game...hit game-winning walk-off homer in 9th inning June 4 vs. Detroit...recorded game-winning three-run walk-off homer in 11th inning and season-high six RBI August 31 vs. Texas...recorded season-high 11-game hit-streak September 7-20, hitting .375 (15-for-40) during the streak...led club in RBI (81) and doubles (37)...tied for eighth in AL in stolen bases (21)...earned fourth consecutive Rawlings Gold Glove Award.

**2003:** Hit .316 (24-for-76) with seven doubles, three home runs, 13 RBI and 11 runs scored in 19 April games...ejected by home plate umpire Phil Cuzzi for arguing balls and strikes September 1 vs. Anaheim...recorded season-high nine-game hitting streak September 5-13...had game-winning RBI in 10th inning September 7 vs. Texas...recorded 100th RBI September 16 vs. Chicago-AL, becoming the first Twins outfielder since Marty Cordova in 1996 to reach 100 RBI...posted .991 (4 E, 434 TC) fielding percentage...set career-highs in at-bats (581), RBI (102) and walks (50)...led club in homers (26) and RBI...rated second best AL defensive outfielder by *Baseball America*...earned third consecutive Rawlings Gold Glove Award.

**2002:** Made fourth career Opening Day for Minnesota...named American League Player of the Month for April, hitting .371 (39-for-105) with nine homers and 20 RBI; set club record for April home runs...hit third career grand slam July 5 at Seattle off Jeff Nelson...selected to first All-Star team July 9 at Milwaukee, becoming first Twin since Kirby Puckett (1995) to be voted as All-Star starter; went 0-for-2 and played four innings in centerfield, including robbing Barry Bonds of a first inning home run...suffered first career ejection July 18 at Cleveland after throwing ball at Danyes Baez, prior to being hit by a pitch; suspended by Major League Baseball July 20-22...became fifth Twin to hit 20 homers and steal 20 bases in same season August 17 vs. Boston...hit .237 (9-for-38) with six doubles and two RBI in 10 postseason games...had .992 (3 E, 375 TC) fielding percentage...led club in homers (29), RBI (94) and stolen bases (23) and was tied for leader in games (148) and doubles (37)...set career-highs in batting average (.289), runs (89), hits (162), doubles, homers and stolen bases...earned second consecutive Rawlings Gold Glove Award...won Calvin R. Griffith Award as Most Valuable Twin, awarded by the Twin Cities chapter of the BBWAA...finished sixth in the AL Most Valuable Player Award voting, being named on every ballot...toured Japan with major league All-Star team and won tournament Most Valuable Player Award.

**2001:** Spent second full season with Minnesota and was Opening Day centerfielder...placed on 15-day disabled list April 6-21 with strained right groin...recorded first career two-homer game May 26 vs. Oakland...hit second career grand slam June 8 vs. Pittsburgh off Omar Olivares, including season-high four RBI...recorded second career two-homer game July 12 at Milwaukee...hit first career inside-the-park home run July 26 at Oakland...posted a .992 (4 E, 478 TC) fielding percentage...led club in at-bats (564), home runs (27) and outfield assists (14) and was second in RBI (92), runs (82) and total bases (270)...tied for second in league in outfield assists...rated best defensive outfielder in AL by *Baseball America*...won first career Rawlings Gold Glove Award.

**2000:** Made Twins Opening Day roster for second straight season and was Opening Day centerfielder...recorded season-high four RBI April 14 at Baltimore...optioned May 25 to Triple-A Salt Lake...named Twins minor league Player of the Week June 25-July 1...named Twins minor league Player of the Month in June...named Pacific Coast League Player of the Week July 10-16...led Bees in stolen bases (11) and tied for second in home runs (18)...recalled July 28...tied season-high four hits August 2 at Baltimore...tied for third in AL in outfield assists (12) and was seventh in triples (7)...rated best defensive outfielder and most exciting player in Pacific Coast League by *Baseball America*.

**1999:** Made first career Opening Day roster and spent entire season with Minnesota...was Opening Day centerfielder and leadoff hitter April 6 vs. Toronto...hit first major league home run April 15 at Detroit, a solo shot off Brian Moehler...hit first career grand slam April 26 vs. Boston off Tim Wakefield, finishing with five RBI...posted a .997 (1 E, 292 TC) fielding percentage...ranked third on Twins in outfield assists (7).

**1998:** Began season at Double-A New Britain but recalled April 29...recorded first major league hit May 1 at Baltimore, singling off Arthur Rhodes...had first career multi-hit game May 6 at Boston, singling and doubling, also recording first career RBI (2 in game)...started five games in centerfield...optioned to New Britain May 12...named to Eastern League All-Star team...disabled with sprained left wrist July 28-August 11...promoted to Triple-A Salt Lake August 11...hit .337 (31-for-92) in 26 games for the Bees...played for Phoenix in Arizona Fall League.

**1997:** Began season at Double-A New Britain...recalled by Minnesota August 22 and made major league debut as pinch-runner that same night at Baltimore...optioned to New Britain August 23...hit safely in 14 of last 17 games August 12-September 1...led Rock Cats in at-bats (471).

**1996:** Began season at Single-A Ft. Myers but started on disabled list with right knee injury April 4-May 10...promoted to New Britain May 15...hit .318 (28-for-88) with four homers and 15 RBI in July...added to 40-man roster November 20.

**1995:** Named Twins minor league Player of the Week June 30-July 6, hitting .481 (13-for-27) with two doubles, one home run and five RBI...led club in runs (64) and tied for team lead in hit-by-pitch (12).

**1994:** Named Twins minor league Player of the Week June 24-30, hitting .424 (14-for-33) with three doubles, one triple, one home run and six RBI...led team in batting average (.293) and hit-by-pitch (10).

**1993:** Began professional career with GCL Twins and led team in hit-by-pitch (9).

**PROFESSIONAL:** Selected by the Twins in the first round (20th overall) in the 1993 First-Year Player Draft; signed by Twins scouts Larry Corrigan, Mike Radcliff and Mike Ruth.

#### TWINS ALL-TIME LEADERS IN GAMES BY POSITION

POS	PLAYER	GAMES	NEXT
P	Eddie Guardado (1993-03, 08) .....	648	Rick Aguilera (1989-99), 490
C	Joe Mauer (2004-13) .....	920	Earl Battey (1961-67), 831
1B	Kent Hrbek (1981-94) .....	1,609	Justin Morneau (2003-13), 1,124
2B	Rod Carew (1967-78) .....	1,128	Chuck Knoblauch (1991-97), 999
SS	Greg Gagne (1983-92) .....	1,112	Zoilo Versalles (1961-67), 1,062
3B	Gary Gaetti (1981-90) .....	1,311	Rich Rollins (1961-68), 771
LF	Dan Gladden (1987-91) .....	621	Bob Allison (1962-70), 519
CF	Kirby Puckett (1984-95) .....	1,433	<b>Torii Hunter (1998-2007), 1,172</b>
RF	Tony Oliva (1962-72) .....	1,137	Tom Brunansky (1982-88), 795
DH	Paul Molitor (1996-98) .....	380	Randy Bush (1982-93), 347



HUNTER'S BATTING RECORD																			
YEAR	CLUB	AVG	G	AB	R	H	2B	3B	HR	RBI	SH	SF	HB	BB	SO	SB	CS	E	OBP
1993	GCL Twins	.190	28	100	6	19	3	0	0	8	1	0	9	4	23	4	2	6	.283
1994	Fort Wayne	.293	91	335	57	98	17	1	10	50	0	2	10	25	80	8	10	7	.358
1995	Ft. Myers	.246	113	391	64	96	15	2	7	36	5	1	12	38	77	7	4	7	.330
1996	Ft. Myers	.188	4	16	1	3	0	0	0	1	0	0	0	2	5	1	1	0	.278
	New Britain	.263	99	342	49	90	20	3	7	33	9	1	7	28	60	7	7	4	.331
1997	New Britain	.231	127	471	57	109	22	2	8	56	6	1	3	47	94	8	8	7	.305
	MINNESOTA	—	1	0	0	0	0	0	0	0	0	0	0	0	0	0	0	0	—
1998	MINNESOTA	.235	6	17	0	4	1	0	0	2	0	0	0	2	6	0	1	0	.316
	New Britain	.282	82	308	42	87	24	3	6	32	4	3	4	19	64	11	9	2	.329
	Salt Lake	.337	26	92	15	31	7	0	4	20	2	1	1	1	13	2	2	2	.347
1999	MINNESOTA	.255	135	384	52	98	17	2	9	35	1	5	6	26	72	10	6	1	.309
2000	Salt Lake	.368	55	209	58	77	17	2	18	61	1	3	3	11	28	11	3	3	.403
	MINNESOTA	.280	99	336	44	94	14	7	5	44	0	2	2	18	68	4	3	3	.318
2001	MINNESOTA	.261	148	564	82	147	32	5	27	92	1	1	8	29	125	9	6	4	.306
2002	MINNESOTA	.289	148	561	89	162	37	4	29	94	0	3	5	35	118	23	8	3	.334
2003	MINNESOTA	.250	154	581	83	145	31	4	26	102	0	6	5	50	106	6	7	4	.312
2004	MINNESOTA	.271	138	520	79	141	37	0	23	81	0	2	7	40	101	21	7	4	.330
2005	MINNESOTA	.269	98	372	63	100	24	1	14	56	0	4	6	34	65	23	7	3	.337
2006	MINNESOTA	.278	147	557	86	155	21	2	31	98	0	4	5	45	108	12	6	4	.336
2007	MINNESOTA	.287	160	600	94	172	45	1	28	107	0	5	5	40	101	18	9	2	.334
2008	LOS ANGELES-AL	.278	146	551	85	153	37	2	21	78	0	1	6	50	108	19	5	0	.344
2009	Rancho Cucamonga	.333	3	9	3	3	0	0	1	3	0	0	0	3	2	1	0	0	.500
	LOS ANGELES-AL	.299	119	451	74	135	26	1	22	90	0	5	3	47	92	18	4	1	.366
2010	LOS ANGELES-AL	.281	152	573	76	161	36	0	23	90	0	5	7	61	106	9	12	3	.354
2011	LOS ANGELES-AL	.262	156	580	80	152	24	2	23	82	0	3	4	62	125	5	7	3	.336
2012	LOS ANGELES-AL	.313	140	534	81	167	24	1	16	92	1	3	8	38	133	9	1	4	.365
2013	DETROIT	.304	144	606	90	184	37	5	17	84	3	10	7	26	113	3	2	3	.334
2014	DETROIT	.286	142	549	71	157	33	2	17	83	0	7	7	23	89	4	3	5	.319
Minor League Totals		.270	628	2273	352	613	125	13	61	300	28	12	49	178	446	60	46	38	.334
Major League Totals		.279	2232	8336	1229	2327	476	39	331	1310	6	66	91	626	1636	193	94	47	.334

HUNTER'S CAREER FIELDING RECORD									
POSITION	PCT	G	PO	A	E	TC	DP	PB	
Outfield	.991	2133	5032	125	47	5204	29	—	

HUNTER'S ALL-STAR GAME RECORD																			
YEAR	HOST	AVG	G	AB	R	H	2B	3B	HR	RBI	SH	SF	HB	BB	SO	SB	CS	E	OBP
2002	Milwaukee	.000	1	2	0	0	0	0	0	0	0	0	0	0	0	0	0	0	.000
2007	San Francisco	.000	1	2	0	0	0	0	0	0	0	0	0	0	0	0	0	0	.000
2009	St. Louis	DID NOT PLAY																	
2010	Los Angeles-AL	.000	1	2	0	0	0	0	0	0	0	0	0	0	1	0	0	0	.000
2013	New York-NL	.000	1	1	0	0	0	0	0	0	0	0	0	0	0	0	0	0	.000
Major League Totals		.000	4	7	0	0	0	0	0	0	0	0	0	0	1	0	0	0	.000

HUNTER'S DIVISION SERIES RECORD																			
YEAR	OPPONENT	AVG	G	AB	R	H	2B	3B	HR	RBI	SH	SF	HB	BB	SO	SB	CS	E	OBP
2002	Oakland	.300	5	20	4	6	4	0	0	2	0	0	0	1	4	0	0	0	.333
2003	New York-AL	.429	4	14	3	6	0	1	1	2	0	0	0	2	2	0	0	0	.500
2004	New York-AL	.353	4	17	5	6	1	0	1	2	0	1	0	1	1	2	0	0	.368
2006	Oakland	.273	3	11	1	3	1	0	1	2	1	0	0	0	1	0	0	0	.273
2008	Boston	.389	4	18	0	7	0	0	0	5	0	0	0	1	3	0	0	1	.421
2009	Boston	.200	3	10	2	2	1	0	1	3	0	0	1	2	1	0	0	0	.385
2013	Oakland	.158	5	19	3	3	0	0	0	0	0	0	1	1	6	0	1	0	.238
2014	Baltimore	.200	3	10	2	2	0	0	0	0	0	0	0	2	2	0	0	0	.333
Division Series Totals		.294	31	119	20	35	7	1	4	16	1	1	2	10	20	2	1	1	.356

HUNTER'S LEAGUE CHAMPIONSHIP SERIES RECORD																			
YEAR	OPPONENT	AVG	G	AB	R	H	2B	3B	HR	RBI	SH	SF	HB	BB	SO	SB	CS	E	OBP
2002	Anaheim	.167	5	18	2	3	2	0	0	0	1	0	0	1	3	0	0	0	.211
2009	New York-AL	.304	6	23	2	7	1	0	0	2	0	0	0	5	4	1	1	1	.429
2013	Boston	.231	6	26	2	6	2	0	0	2	0	0	0	1	5	0	0	1	.259
League Championship Totals		.239	17	67	6	16	5	0	0	4	1	0	0	7	12	1	1	2	.311





# MAX KEPLER

**HEIGHT/WEIGHT:** 6-4/207

**BATS/THROWS:** L/L

**BORN:** 2/10/93 in Berlin, Germany

**OPENING DAY AGE:** 22

**RESIDES:** Berlin, Germany

**ACQUIRED:** Signed as an undrafted free agent, 7/11/09

**M.L. SERVICE:** None

**CONTRACT STATUS:** Signed thru 2015

PLAYERS

OF 67

**PERSONAL:** Maximilian Kepler-Rozycki...attended John F. Kennedy School, an American school in Berlin and the St. Emmeram Academy in Regensburg in 2008, where he trained for baseball...attended Ft. Myers South (FL) High School in time for his junior year of High School...his parents Marek Rozycki and Kathy Kepler were both professional ballet dancers in Berlin...grew up playing baseball, soccer, tennis, swimming and skiing; was given a tennis scholarship to the Steffi Graf Tennis Foundation in Berlin...played baseball for Buchbinder Legionäre Regensburg of Bundesliga, the highest baseball league in Germany.

## 2014:

- Participated in first career Twins spring training and was optioned to Single-A Ft. Myers March 9 and spent entire season there.
- Hit second career grand slam April 27 vs. Palm Beach.
- Placed on 7-day disabled list June 4 with a left forearm strain; reinstated June 19.
- Placed on 7-day disabled list July 21 with a right thumb contusion; reinstated July 29.
- Recorded season-high eight-game hitting streak August 3-12, hitting .355 (11-for-31) during the streak.
- Hit third career grand slam, second of season August 21 at Bradenton.
- Hit .314 (33-for-105) with nine doubles, two triples, two home runs, 16 RBI and 15 runs scored in 29 August games.
- Played 61 games in centerfield, 18 in rightfield, 12 at first base and eight in leftfield.
- Played for Salt River in the Arizona Fall League, hitting .307 (23-for-75) with four doubles, three triples, seven RBI and 13 runs scored in 18 games.
- Named 12th best prospect in Twins system by *Baseball America* entering 2015.

**2013:** Spent the season with Single-A Cedar Rapids...set season-high with four hits (5 at-bats) July 5 vs. Wisconsin...homered in consecutive games twice — June 25-26 and August 16-17...recorded 12 RBI in final 10 games August 15-September 2...played in the Arizona Fall League with Glendale Desert Dogs, hitting .234 (15-for-64) with five doubles, four RBI, eight runs scored and seven walks in 18 games...added to Twins 40-man roster November 20.

**2012:** Spent second season with Rookie Elizabethton...named Twins minor league Player of the Month for July, hitting .333 (32-for-96) with seven doubles, seven home runs, 28 RBI and 19 runs scored...earned Appalachian League Topps/Minor League Baseball Player of the Year award...named Appalachian League Postseason All-Star...named *Baseball America* Rookie All-Star...ranked seventh best prospect in Appalachian League by *Baseball America*...ranked eighth best prospect in Twins organization by *Baseball America* entering the 2013 season.

**2011:** Spent entire season with Rookie Elizabethton...hit first professional home run July 14 vs. Pulaski...hit .351 (13-for-37) off left-handed pitching and .240 (37-for-154) off right-handers...played 43 games in leftfield...ranked 20th best prospect in Twins organization by *Baseball America* entering 2012.

**2010:** Spent first professional season with the GCL Twins...finished fifth on team in hits (40)...ninth ranked prospect in Gulf Coast League and 11th best in the Twins organization by *Baseball America* entering 2011.

**2009:** Ranked 10th best prospect in the Twins organization by *Baseball America* entering 2010.

**PROFESSIONAL:** Signed as an undrafted free agent on July 11, 2009 by Twins Vice President of Player Personnel Mike Radcliff.

## KEPLER'S PLAYING RECORD

YEAR	CLUB	AVG	G	AB	R	H	2B	3B	HR	RBI	SH	SF	HB	BB	SO	SB	CS	E	OBP
2010	GCL Twins	.286	37	140	15	40	6	1	0	11	0	0	0	13	27	6	1	2	.346
2011	Elizabethton	.262	50	191	29	50	11	3	1	24	2	2	3	23	54	1	1	3	.347
2012	Elizabethton	.297	59	232	40	69	16	5	10	49	0	2	8	27	33	7	0	1	.387
2013	Cedar Rapids	.237	61	236	35	56	11	3	9	40	0	1	2	24	43	2	0	7	.312
2014	Ft. Myers	.264	102	364	53	96	20	6	5	59	2	2	5	34	62	6	2	7	.333
Minor League Totals		.267	309	1163	172	311	64	18	25	183	4	7	18	121	219	22	4	20	.344





# JOSE MARTINEZ

**HEIGHT/WEIGHT:** 5-11/175

**BATS/THROWS:** R/R

**BORN:** 1/24/86 in Carabobo, VZ

**OPENING DAY AGE:** 29

**RESIDES:** Guacara, VZ

**ACQUIRED:** Signed as minor league free agent, 12/19/14

**M.L. SERVICE:** None

**CONTRACT STATUS:** Signed thru 2015

NON-ROSTER INVITE

INF

66

**PERSONAL:** Jose Gregorio Martinez...signed by St. Louis as an 18-year-old from Guacara, Carabobo, Venezuela.

## 2014:

- Was invited to Oakland spring training but played entire season with Triple-A Sacramento after signing as minor league free agent November 18, 2013.
- Hit .314 (27-for-86) with 17 RBI in 21 May games.
- Reached base safely in 15 straight games July 9-27, posting a .418 on-base percentage in that span.
- Recorded multiple hits in 28 of 122 games (3 four-hit games, 11 three-hit games, 14 two-hit games).
- Hit .326 (42-for-129) against left-handed pitching and .256 (81-for-317) against right-handed pitching.
- Played 56 games at third base, 52 at second base and 11 at shortstop, committing just five errors overall, posting a .987 fielding percentage.

**2013:** Played in three games for Triple-A Oklahoma City (Houston) before being placed on the 7-day disabled list with a right wrist contusion; reinstated June 2 and transferred to Double-A Corpus Christi...played in eight games before promotion back to Triple-A...combined to hit .299 (101-for-338) with 20 doubles, six home runs and 50 RBI in 89 games between both levels...struck out just 31 times overall, an average of 11.90 plate appearances-per-strikeout...hit .311 (70-for-225) against right-handed pitching and .274 (31-for-113) against left-handers.

**2012:** Started season at Double-A Corpus Christi (Houston)...reached base safely in 24 consecutive games from May 4-28...promoted to Triple-A Oklahoma City August 10...combined for a .289 average overall...named to Texas League Midseason and Postseason All-Star teams...ranked sixth in the Texas League in batting average (.304), ninth in RBI (75) and tied for ninth in runs (75)...struck out just 40 times at Double-A and led the TL with an average of 11.80 plate appearances-per-strikeout...committed just six errors in 106 games at second base with the Hooks for a .988 fielding percentage, which was the best among TL second basemen...hit .336 against left-handed pitching and .274 against right-handers...played for Aragua in the Venezuelan Winter League following the season and hit .287 with four home runs and 21 RBI in 46 games.

**2011:** Started with St. Louis' organization but was released March 24 and did not play in 2011...went 0-for-1 in one game with Aragua in the Venezuelan Winter League following the season...went 1-for-7 in four games for Venezuela in the Caribbean Series in February of 2012.

**2010:** Began the season on the disabled list recovering from 2009 surgery on right shoulder...sent to GCL Cardinals August 22 and hit .250 (5-for-20) with four RBI in six games...hit .143 (2-for-14) in five games with Aragua in the Venezuelan Winter League following the season.

**2009:** Placed on the temporary inactive list the entire season and did not appear in a game.

**2008:** Spent entire season at Double-A Springfield (St. Louis)...placed on the disabled list August 22 with a strained left toe and missed the remainder of the season...led the Texas League in grounded into double plays (24)...struck out just 44 times and his average of 12.05 plate appearances-per-strikeout was third best in the TL...committed seven errors in 96 games at second base and led Texas League second basemen with a .986 fielding percentage.

**2007:** Split season between Single-A Palm Beach (St. Louis) and Double-A Springfield...went 5-for-6 August 19 at Corpus Christi...hit .356 with six home runs and 20 RBI in 29 August games...hit .333 (9-for-27) with a home run and five RBI in seven postseason games for Springfield...combined to hit .275 (131-for-476) with 12 home runs and 65 RBI in 128 games...appeared in 124 games at shortstop and three at second base.

**2006:** Spent the entire season at Single-A Quad Cities (St. Louis)...named Midwest League Player of the Week July 17-23...placed on 7-day disabled list August 3-24 with a strained left toe...hit .231 (3-for-13) with two RBI in three postseason games...committed six errors in 61 games at second base (.980 fielding percentage); appeared in 27 games at shortstop and one at third base.

**2005:** Made professional debut with Rookie Johnson City (St. Louis), hitting .300 with six home runs and 31 RBI in 55 games...walked 20 times and led team in on-base percentage (.387)...appeared in 34 games at second base and 23 at shortstop.

**PROFESSIONAL:** Originally signed by St. Louis as an undrafted free agent December 15, 2004.



# MARTINEZ'S PLAYING RECORD

YEAR	CLUB	AVG	G	AB	R	H	2B	3B	HR	RBI	SH	SF	HB	BB	SO	SB	CS	E	OBP
2005	Johnson City	.300	55	150	28	45	8	2	6	31	1	1	2	20	15	9	2	9	.387
2006	Quad Cities	.270	91	326	47	88	20	2	8	36	0	4	8	18	26	7	6	14	.320
2007	Palm Beach	.248	62	226	22	56	9	1	2	19	3	1	2	10	20	4	4	8	.285
	Springfield	.300	66	250	37	75	13	0	10	46	3	4	3	14	24	0	0	9	.339
2008	Springfield	.253	127	483	50	122	20	1	8	67	10	7	10	20	44	1	4	13	.292
2009																			
2010	GCL Cardinals	.250	6	20	1	5	2	0	0	4	0	0	1	1	1	0	0	0	.318
2011																			
2012	Corpus Christi	.304	107	425	75	129	21	4	13	75	0	5	6	36	40	3	1	6	.362
	Oklahoma City	.205	23	73	5	15	2	1	0	9	1	1	3	4	9	2	0	2	.272
2013	Corpus Christi	.455	8	33	7	15	1	0	0	8	0	0	0	3	7	2	1	0	.500
	Oklahoma City	.282	81	305	34	86	19	1	6	42	4	6	2	16	24	2	3	5	.316
2014	Sacramento	.276	122	446	55	123	19	0	8	61	6	7	7	44	53	2	2	5	.345
Minor League Totals		.277	748	2737	361	759	134	12	61	398	28	36	44	186	263	32	23	71	.329

PLAYERS

# FIRST MAJOR LEAGUE HIT

PLAYER	DATE	OPPONENT	PITCHER	HIT
Oswaldo Arcia	4-15-13	Los Angeles-AL	Joe Blanton	Single
Doug Bernier	7-22-13	at Los Angeles-AL	Joe Blanton	Double
Brian Dozier	5-7-12	Los Angeles-AL	David Carpenter	Single
Argenis Diaz	8-1-10	at St. Louis	Mitchell Boggs	Single
Eduardo Escobar	9-3-11	at Detroit	Justin Verlander	Single
Eric Farris	9-29-12	Houston	Marco Estrada	Single
Eric Fryer	7-2-11	at Washington	John Lannan	Single
Kyle Gibson	7-2-14	at Milwaukee	Matt Garza	Single
Chris Herrmann	9-26-12	New York-AL	Cody Eppley	Single
Aaron Hicks	4-4-13	Detroit	Brayan Villarreal	Single
Torii Hunter	5-1-98	at Baltimore	Arthur Rhodes	Single
Joe Mauer	4-5-04	Cleveland	Rafael Betancourt	Single
Tommy Milone	9-3-11	New York-NL	Dillon Gee	Home Run
Ricky Nolasco	5-22-06	Chicago-NL	Sean Marshall	Home Run
Eduardo Nunez	8-21-10	Seattle	Jason Vargas	Single
Josmil Pinto	9-1-13	at Texas	Travis Blackley	Double
Mike Pelfrey	7-1-07	at Philadelphia	Kyle Kendrick	Single
Trevor Plouffe	5-21-10	Milwaukee	Dave Bush	Single
Jorge Polanco	6-27-14	at Texas	Joakim Soria	Triple
Shane Robinson	5-10-09	at Cincinnati	Jared Burton	Double
Danny Santana	5-5-14	at Cleveland	Cody Allen	Single
Ervin Santana	6-23-08	at Arizona	Greg Aquino	Single
Jordan Schafer	4-5-09	at Philadelphia	Brett Myers	Home Run
Tim Stauffer	5-11-05	at Cincinnati	Paul Wilson	Single
Kurt Suzuki	6-14-07	at Houston	Brian Moehler	Single
Kennys Vargas	8-1-14	at Chicago-AL	Chris Sale	Double

List includes non-roster invites





# JOE MAUER

**HEIGHT/WEIGHT:** 6-5/225

**BATS/THROWS:** L/R

**BORN:** 4/19/83 in St. Paul, MN

**OPENING DAY AGE:** 31

**RESIDES:** Ft. Myers, FL

**ACQUIRED:** 1st round (1st overall), 2001 First-Year Player Draft

**M.L. SERVICE:** 11 years

**CONTRACT STATUS:** Signed thru 2018

18

7

2014		GAME HIGHS		CAREER	
Hits: 3, 7x, last 9/1 at BAL	HR: 1, 4x, last 8/17 vs. KC		Hits: 5, 5x, last 8/14/13 vs. CLE	HR: 2, 4x, last 8/18/09 at TEX	
RBI: 4, 3x, last 9/15 vs. DET	Grand Slam: -		RBI: 7, 7/26/10 at KC	Grand Slam: 3, last 9/1/12 at KC	
Hit-Streak: 16, 6/19-8/15	SB: 1, 3x, last 6/6 vs. HOU		Hit-Streak: 16, 2x, last 6/19-8/15/14	SB: 2, 7/19/05 vs. BAL	

**PERSONAL:** Joseph Patrick Mauer...wife, Maddie (Bisanz)...twin daughters, Maren Virginia and Emily Teresa (7/24/13)...2001 graduate of Cretin-Derham Hall (MN) High School where he played baseball, basketball and football...led football team to two straight appearances in the Minnesota Class 5A championship game, winning the state title in 2000...named Gatorade's National Player of the Year, Parade and USA Today Player of the Year, and Reebok/ESPN High School All-American in football...signed letter of intent to play football at Florida State University...was All-State in basketball in junior and senior seasons...tied a national high school baseball record by homering in seven consecutive games...was District V Player of the Year and Gatorade Player of the Year in 2001...was member of Team USA Junior National Team 1998-2000...voted best hitter at the World Tournament in Panama in 2000...became seventh Minnesotan to be selected in first round and first to be selected first overall...donates time and effort in support of Twins Rookie League and R.B.I. programs...is active member of Minnesota Action Team, an expanding national youth volunteer initiative run by the Major League Baseball Players Trust and Volunteers of America...donates time and money in support of renovating and building baseball fields in St. Paul and surrounding areas...participates annually in Twins Winter Caravan.

## 2014:

- Started 10th career Opening Day March 31 at Chicago-AL, his first as a first baseman; the 10 Opening Day starts tied with Tony Oliva for fifth most in club history (Killebrew - 12, Carew - 12, Hrbek - 12, Puckett - 11).
- Drew 18 walks in April, the fifth most in the AL, tied for eighth most in baseball.
- Recorded 289th and 290th career doubles June 2 at Milwaukee, tying and passing Justin Morneau and moving into sole possession of fifth place on the Twins all-time list.
- Drew 641st career walk June 3 at Milwaukee, tying Bob Allison for third on the Twins all-time list; passed Allison the next day with his 642nd June 4 vs. Milwaukee, moving into sole possession of third.

## MLB BATTING LEADERS

### BATTING AVERAGE AMONG ACTIVES

1. Miguel Cabrera.....	.320
2. Joe Mauer .....	.319
3. Albert Pujols .....	.317
4. Joey Votto .....	.310
5. Robinson Cano .....	.310

- Played in 1,234th career game June 9 at Toronto, tying Torii Hunter for ninth on the Twins all-time list; passed Hunter the next day with his 1,235th June 10 at Toronto, moving into sole possession of ninth...played in 1,236th career game the next day June 11 at Toronto, tying Bob Allison for eighth on Twins all-time list; passed Allison with his 1,237th June 13 at Detroit, moving into sole possession of eighth.
- Was named Major League Baseball All-Star Ambassador, joining Bert Blyleven, Rod Carew, Paul Molitor and Tony Oliva...the role helped generate awareness for all events during All-Star Week, including the 85th MLB All-Star Game (July 15th), Gatorade All-Star Workout Day (July 14th) featuring the Home Run Derby, Taco Bell All-Star Sunday (July 13), including the SiriusXM All-Star Futures Game, the Taco Bell All-Star Legends & Celebrity Softball Game (July 13), and T-Mobile All-Star FanFest at the Minneapolis Convention Center (July 11th-15).
- Placed on 15-day disabled list July 2 with right oblique strain...went on rehab assignment, playing four games with Single-A Cedar Rapids; reinstated August 11.
- Recorded 300th career double August 11 at Houston...recorded 1,500th career hit two days later August 13 at Houston...became sixth Twin to record 1,500 hits joining Puckett (2,304), Carew (2,085), Oliva (1,917), Hrbek (1,749) and Killebrew (1,713).
- Tied career-high with 16-game hitting streak June 19-August 15, hitting .365 (23-for-63) with eight doubles, one home run and 14 RBI during the streak.
- Drew 111th career intentional walk, passing Kent Hrbek and moving into sole possession of third on the Twins all-time list.
- Reached base safely in 25 straight games June 19-August 23, at the time was the longest in baseball; longest for a Twin since Michael Cuddyer reached in 27 straight in 2010.
- Played in 1,278th career game September 4 vs. Los Angeles-AL, tying him with Justin Morneau for seventh on the Twins all-time list; played in 1,279th September 5 moving into sole possession of seventh.



- Hit 305th career double September 6 vs. Los Angeles-AL, tying Rod Carew for fourth on the Twins all-time list...hit 306th double September 9 at Cleveland, passing Carew and moving into sole possession of fourth on the Twins all-time list.
- Hit .429 (24-for-56) with runners in scoring position in final 47 games, beginning June 17, the highest in baseball since that date.

## TWINS ALL-TIME LEADERS

### OPENING DAY STARTS

Harmon Killebrew .....	12
Rod Carew .....	12
Kent Hrbek .....	12
Kirby Puckett .....	11
<b>Joe Mauer .....</b>	<b>10</b>
Tony Oliva .....	10

**2013:** Played in the World Baseball Classic with Team USA, hitting .429 (9-for-21) with two doubles, one triple, two RBI and four runs scored in six games...started ninth Opening Day as catcher April 1 vs. Detroit, going 3-for-4 with a double and a walk...recorded 1,276th career hit April 7 at Baltimore, tying him with Gary Gaetti for sixth on the Twins all-time list; passed Gaetti with his 1,277th April 8 at Kansas City, moving into sole possession of sixth place...recorded 252nd career double April 15 vs. Los Angeles-AL, tying him with Gary Gaetti for seventh on Twins all-time list...passed Gaetti with his 253rd May 5 at Cleveland, moving into sole possession of seventh place...recorded 20th career four-hit game April 15 vs. Los Angeles-AL, recording three RBI...had 21st career four-hit game the next night April 16 vs. Los Angeles-AL, also had three RBI...it was the second time in his career recording consecutive four-hit games, last being June 26-27, 2006 vs. Los Angeles-NL...went

0-for-21 from April 23-30, the longest hitless stretch of his career...hit safely in 15 straight games April 30-May 18, the second longest streak of his career; batted .443 (27-for-61) during the streak with 12 doubles...recorded 259th and 260th doubles of career May 10 vs. Baltimore, tying and passing Torii Hunter and moving into sole possession of sixth place on the Twins all-time list...scored three runs May 11 vs. Baltimore, the 646th, 647th and 648th runs of his career, the first tied Gary Gaetti and Cesar Tovar for ninth on the Twins all-time list, the second run passed them and placed him ninth, the third run tied him with Bob Allison for eighth on the Twins all-time list...passed Allison with 649th May 13 vs. Chicago-AL and moved into sole possession of eighth place...was intentionally walked May 13 vs. Chicago-AL, the 99th of his career, tying Rod Carew for fifth most in Twins history...drew 100th May 21 at Atlanta...hit .371 (39-for-105) in May, the third highest average in the AL; his 12 doubles ranked fourth and his .455 on-base percentage for the month was tied with Miguel Cabrera for first...hit 100th career home run June 8 at Washington, a solo shot off Gio Gonzalez...scored 672nd career run June 23 at Cleveland, tying him with Torii Hunter for seventh on the Twins all-time list...passed Hunter with his 673rd June 25 at Miami...drew 599th and 600th career walks July 8 at Tampa Bay...named starting catcher on the American League All-Star team, his sixth appearance and fourth start, compiling 5,443,856 votes; he batted eighth and went 1-for-2, singling off Cliff Lee...placed on Paternity List July 24-29 and traveled back to Minnesota for the birth of his twin daughters Maren Virginia and Emily Teresa, who were born two minutes apart, beginning at 3:05 a.m. July 24...hit .360 (27-for-75) in 20 July games, the seventh best average in the AL; posted a .437 on-base percentage in the month, third best in the AL...tied career-high with five hits August 14 vs. Cleveland, marking his fifth career five-hit game, first since 2010...placed on 7-day disabled list August 20 with concussion-like symptoms, after suffering multiple foul balls to the mask August 19 vs. New York-NL; missed the Twins final 39 games...set a single-season career-high with 89 strikeouts...threw out 43% of baserunners attempting to steal, the second best percentage of career and highest since 2007...ranked third in baseball in batting average (.324) with a minimum of 400 at-bats; his .404 on-base percentage ranked sixth in baseball...hit .291 (78-for-268) with two strikes, the highest in baseball and fourth highest in Twins history...was Twins finalist for the Roberto Clemente Award, given by Major League Baseball and Chevrolet for community service excellence...won fifth Louisville Slugger Silver Slugger Award, one of seven Twins to ever win the award...given the Calvin R. Griffith Award for Most Valuable Twin voted on by the Twin Cities Chapter of the BBWAA, his third time winning the award...ranked by *Baseball America* in its annual tools survey as the third-best hitter in the AL (Miguel Cabrera and Mike Trout), second best strike zone judgment (Cabrera), and third best defensive catcher (Salvador Perez and Matt Wieters)...on November 11, it was announced that he would be moving from catcher to first base starting in 2014 due to inherent risks of future injury.

**2012:** Was Twins Opening Day catcher for eighth time in career, going 0-for-2 with two walks April 6 at Baltimore...hit second career home run at Target Field April 12 vs. Los Angeles-AL in his 468th career plate appearance at Target Field...batted .325 (26-for-80) with 13 RBI, 12 walks and a .419 on-base percentage in 21 April games...reached base via hit or walk in 19 of those games...tied career-high with three walks May 11 vs. Toronto...tied it again two days later May 13 vs. Toronto...also had three walks May 30 vs. Oakland and July 7 at Texas...had 19th career game with four-plus hits May 20 at Milwaukee, his first since August 18, 2010 vs. Chicago-AL...recorded 1,164th and 1,165th career hits June 17 vs. Milwaukee, tying and passing Cesar Tovar (1,164) and moving into ninth place on the Twins all-time hit list...hit 232nd career double June 24 at Cincinnati, tying Harmon Killebrew for ninth on the Twins all-time list...passed Killebrew and moved into sole possession of ninth with his 233rd career double June 29 vs. Kansas City...batted .397 (29-for-73) with nine multi-hit games and .438 on-base percentage in 20 June games; .397 average was third highest in baseball...had season-high 12-game hitting streak June 17-July 3, batting .449 (22-for-49) in that span...selected as reserve on American League All-Star team, marking his fifth selection...finished second in voting among AL catchers (2,922,422) behind the Rangers Mike Napoli (4,317,718)...played 2.0 innings at first base and went 1-for-1 with a single...led American League in on-base percentage (.416) at All-Star break and ranked sixth in batting average (.326)...recorded 1,197th and 1,198th career hits July 17 vs. Baltimore, tying and passing Chuck Knoblauch (1,197), moving into sole possession of eighth place on Twins all-time list...that game also marked his 1,000th major league game...drew 513th career walk July 20 at Kansas City, tying Chuck Knoblauch for sixth on Twins all-time list...passed Knoblauch with 514th career walk July 22 at Kansas City, moving into sole possession of sixth place...hit go-ahead three-run homer with two outs in top of ninth inning August 4 at Boston off Alfredo Aceves, giving Twins the eventual 6-4 victory...hit 239th career double August 6 at Cleveland, tying him with Michael Cuddyer for eighth on Twins all-time doubles list...passed Cuddyer and moved into sole possession of eighth place with his 240th double August 10 vs. Tampa Bay...recorded 1,218th career hit August 10 vs. Tampa Bay, tying him with Torii Hunter for seventh on Twins all-time hits list...passed Hunter and moved into sole possession of seventh place with 1,219th hit August 12 vs. Tampa Bay...caught 831st career game August 24 at Texas, tying him with Earl Battey for most games caught in Twins history...passed Battey with his 832nd game and moved into sole possession of first place August 27 vs. Seattle...recorded 549th career walk September 28 vs. Detroit, tying him with Roy Smalley for fifth place on the Twins all-time walks list...passed Smalley and moved into sole possession of fifth place with his 550th September 29 vs. Detroit...batted .388 (31-for-80) in 22 September games, ranking first in AL and third in baseball; .485 on-base percentage ranked first in AL and second in baseball...hit .474 (9-for-19) with runners in scoring position in that time, second best in AL and third best in baseball...tied single-season career-high drawing 84th walk September 28 vs. Detroit; set single-season career-high drawing 85th walk September 29 vs. Detroit...tied single-season career-high playing in 146th game October 2 at Toronto; set single-season career high playing in 147th game October 3 at Toronto...played 74 games at catcher (72 starts), 30 games at first base and 42 as designated hitter...finished first in baseball with .416 on-base percentage and tied for third in AL in times on base (.266); reached base four-plus times in 11 games...ranked first in baseball in three-hit games (23) and fourth among American Leaguers in batting average (.319) and walks (90)...ranked third in AL and fifth in baseball in batting average with runners in scoring position (.372)...

## MLB BATTING LEADERS

### ON-BASE PERCENTAGE SINCE 2009

1. Joey Votto .....	.427
2. Miguel Cabrera .....	.411
<b>3. Joe Mauer .....</b>	<b>.402</b>
4. Prince Fielder .....	.398
5. Mike Trout .....	.395



was only player in baseball with 30-plus doubles, 80-plus RBI, 80-plus runs, 90-plus walks, .300-plus batting average and .400-plus on-base percentage...was one of two players in baseball with 90-plus walks (90) and less than 90 strikeouts (88), the other being Joey Votto (94 walks, 85 strikeouts)...rated best strike zone judgment and second best defensive catcher in American League by *Baseball America's* annual best tools survey...finalist (Twins representative) for the Hank Aaron Award, recognizing the most outstanding offensive performer in each league...named to 2013 USA roster for World Baseball Classic.

**2011:** Was Twins Opening Day catcher for seventh time in career, marking the most ever by a Twins catcher, passing Butch Wynegar, who started six (1976-80, 82)...played in nine games before being placed on the 15-day disabled list with bilateral leg weakness April 14...played seven games on rehab assignment with Single-A Ft. Myers, batting .261 (6-for-23)...transferred to 60-day disabled list June 3; reinstated June 17...batted just .217 (13-for-60) in first 18 games off disabled list June 17-July 6, but batted .317 (64-for-202) in final 55 games July 7-end of the season...played first career game at first base, going 3-for-5 with two RBI July 7 vs. Chicago-AL...played 18 games at first base, batting .424 (28-for-66) and fielding .994 (1 error in 170 total chances) at that position...tied career-high with three walks July 15 vs. Kansas City and September 14 at Kansas City, his final game of the season...recorded 448th career walk, tying him with Tony Oliva for eighth on Twins all-time list July 23 vs. Detroit...passed Oliva and moved into sole possession of eighth place with 449th career walk July 27 at Texas...hit first home run of season July 27 at Texas, his first since September 15, 2010, a span of 203 plate appearances...recorded 450th career walk July 28 at Texas, tying him with Kirby Puckett for seventh place on Twins all-time list...passed Puckett and moved into sole possession of seventh place with 451st career walk July 29 at Oakland...recorded 210th career double, tying Chuck Knoblauch for 10th on Twins all-time list, August 8 vs. Boston...moved into sole possession of 10th on the list with 211th career double August 10 vs. Boston...made first major league start in rightfield August 18 vs. New York-AL...caught 759th career game August 4 at Los Angeles-AL, tying Butch Wynegar for second on the Twins all-time list for most games caught...caught 760th career game, surpassing Wynegar, August 5 vs. Chicago-AL, and moving into sole possession of second place...recorded 85th career intentional walk, tying Kirby Puckett for fifth on the Twins all-time list, July 29 at Oakland...moved into sole possession of fifth place on the list with 86th career intentional walk September 7 vs. Chicago-AL...reached safely via hit or walk 12 times in final 25 plate appearances September 7-14, posting a .520 on-base percentage in that span...placed on 15-day disabled list with pneumonia, ending his season September 22...named second best defensive catcher in the American League by *Baseball America* behind Baltimore's Matt Wieters.

**2010:** Was Twins Opening Day catcher for sixth time...hit first double at Target Field by a Twins player (second inning off Jon Lester) April 12 vs. Boston...had third career five-hit game April 24 at Kansas City...caught 657th career game June 16 vs. Colorado, tying Tim Laudner for third place on Twins all-time list...passed Lardner on June 18 at Philadelphia, catching 658th career game...voted American League's starting catcher in 2010 All-Star Game for third time in career (4th career All-Star appearance); went 0-for-2 in the game with fly out and reaching on an error...amassed 5,372,606 votes, marking third most votes all-time, trailing only Ken Griffey Jr. (6,079,688) in 1994 and Albert Pujols (5,397,374) in 2009...became first catcher to be MLB's overall top vote-getter since Ivan Rodriguez of Texas in 2000...joined Rod Carew (1975, 77-78) as only other Twin to lead baseball in votes...had fourth career five-hit game and career-high seven RBI July 26 vs. Kansas City in Twins 19-1 victory...collected six consecutive hits July 26-27 at Kansas City...tied Cesar Ivar for 11th on club's all-time doubles list with his 193rd July 31 vs. Seattle...passed Tovar August 5 and moved into sole possession of 11th place with 194th career double August 5 at Tampa Bay...played in 800th career game August 13 vs. Oakland...hit first home run at Target Field (off Gavin Floyd), snapping a string of 209 consecutive plate appearances without a home run at Target Field August 18 vs. Chicago-AL...collected Twins only hit, breaking up a no-hitter with one out in the ninth inning off Neftali Feliz August 23 at Texas, marking second time in career in which he broke up a no-hitter in ninth (May 6, 2008 at Chicago-AL, Gavin Floyd)...named Pepsi's clutch performer for month of August after batting .380 (35-for-92) with seven doubles, two home runs, 16 RBI and 17 runs scored in 26 games...also posted .522 slugging percentage, .482 on-base percentage and recorded a hit in 19 of 26 games played (8 multi-hit games)...scored 500th career run September 7 vs. Kansas City...became 15th Twins player in club history with 500-plus runs...tied Bob Allison for 12th on club's all-time hits list with 999th career hit September 12 at Cleveland...recorded 1,000th career hit, a first-inning single off John Danks September 14 at Chicago-AL...the hit also passed Bob Allison on Twins all-time hits list, moving him into sole possession of 12th place...hit 200th career double, becoming one of 11 Twins in club history with 200-plus doubles, September 16 at Chicago-AL...missed nine games in September with jammed left knee, suffered while running the bases September 19 vs. Oakland...hit 43rd double, placing him second on baseball's all-time list for doubles by a catcher in one season (Ivan Rodriguez, 47 in 1996) October 3 vs. Toronto...passed Brian Harper's 1990 total of 42, moving into first on Twins all-time single-season doubles list for a catcher...recorded five games with four-or-more hits, third-most in baseball...recorded 40 multi-hit games and 20 three-hit games...batted .389 against AL Central opponents...batted .516 against the Royals and .451 against the White Sox...was one of just four players in baseball with 40-plus doubles and a .320-plus batting average (Carlos Beltré, New York-NL; Miguel Cabrera, Detroit; and Josh Hamilton, Texas)...became just fourth Twin to post those numbers — Paul Molitor in 1996, Tony Oliva in 1964 and 65, and Kirby Puckett in 1988 and 89...awarded third consecutive Rawlings Gold Glove...won fourth Louisville Slugger Silver Slugger Award (3rd consecutive)...finished eighth in American League MVP voting with 97 points, including two third-place votes...named to *Baseball America's* major league All-Star team...ranked by *Baseball America* as the American League's best defensive catcher, second best overall hitter (Detroit's Miguel Cabrera) and second best strike-zone judgment (Boston's Kevin Youkilis) in their annual tools survey...was given the Dick Siebert Award for Upper Midwest Player of the Year and the Calvin R. Griffith Award for Most Valuable Twin by the Twin Cities Chapter of the BBWAA.

## MLB BATTING LEADERS

### CAREER BATTING AVERAGE SINCE 1950

1. Tony Gwynn.....	.338
2. Ted Williams.....	.335
3. Wade Boggs.....	.328
4. Rod Carew.....	.328
5. Stan Musial.....	.321
6. Miguel Cabrera.....	.320
7. Joe Mauer.....	.319
8. Kirby Puckett.....	.318
9. Vladimir Guerrero.....	.318
10. Roberto Clemente.....	.317

**2009:** Missed all of April on the 15-day disabled list due to inflammation of the right sacroiliac joint (April 2-30)...homered in first at-bat of season May 1 vs. Kansas City...hit safely in 14 straight games May 7-21, batting .418 (23-for-55) with seven multi-hit games, seven home runs, 14 runs scored, and 21 RBI...had second career grand slam and season-high six RBI May 21 at Chicago-AL...earned American League Player of the Week honors May 18-24...finished May with 11 home runs and 32 RBI, the first time in Twins history a player has reached 11 home runs and 30 RBI in same month...only other player in franchise history to accomplish the feat was Harmon Killebrew, who hit 13 home runs and drove in 37 runs in August 1960 with the Washington Senators...his 32 RBI set a Twins record for the month of May...earned American League Player of the Month honors for May after batting .414 (41-for-99) with seven doubles, one triple, 11 home runs, 19 walks, 32 RBI, 27 runs scored and recording an on-base percentage of .500 and a slugging percentage of .838...finished June batting .353 (36-for-102) with three home runs, 11 RBI and 16 runs scored with 10 multi-hit games...hit career-high 14th home run June 20 vs. Houston...finished first-half batting .373 (90-for-241) with 15 home runs, 49 RBI and 49 runs scored in just 64 games...his .373 first-half average was sixth highest in Twins pre-All-Star break history...selected to third All-Star game and voted by the fans as the starting catcher for the second straight season...went 1-for-3 in the All-Star game with a run scored and a game-tying RBI-double in the fifth inning...for the month of August, led the AL in batting average (.391) and intentional walks (4), ranked second in hits (45), third in on-base percentage (.449), tied for fourth in runs (21), tied for fifth in home runs (8), fifth in slugging percentage (.652) and sixth in RBI (23)...had third four-hit game of season August 7 at Detroit...



hit seven home runs in an 11-game span, with 17 RBI and .553 batting average August 7-18...hit safely in 24 of 28 games in August...hit safely in 110 of 138 games overall (80%)...won third American League batting title, becoming one of just 10 players in major league history to win three-or-more batting titles, and the first to win back-to-back batting titles since Nomar Garciaparra of Boston in 1999 and 2000...finished ninth in the American League in multi-hit games (55) and first in three-hit games (23)...led American League with .365 batting average, .444 on-base percentage, and .587 slugging percentage...only 12 players have ever led the American League in all three, with the last being Kansas City's George Brett in 1980...of the 12 AL players to do it, 10 are in the Baseball Hall of Fame (Ted Williams, 5 times; Ty Cobb, 3; Napoleon Lajoie, 2; and George Stone, Tris Speaker, Babe Ruth, Lou Gehrig, Jimmie Foxx, Frank Robinson, Carl Yastrzemski, Fred Lynn and George Brett, 1)...no catcher in either league had ever led in all three categories at the end of a season before Mauer...named *Baseball America's* Player of the Year and MLB Players Choice Award's American League Most Outstanding Player...was given the Calvin R. Griffith Award for Most Valuable Twin and the Dick Siebert Award for Upper Midwest Player of the Year by the Twin Cities chapter of the BBWAA...was given his second Rawlings Gold Glove Award...won Louisville Slugger Silver Slugger Award...was named the American League's Most Valuable Player, becoming the fifth player in club history to win the award (Zoilo Versalles, 1965; Harmon Killebrew, 1969; Rod Carew, 1977; and Justin Morneau, 2006)...became the first catcher to win the AL MVP since Ivan Rodriguez with Texas in 1999.

## MLB BATTING LEADERS

### HITS FOR LEFTIES SINCE 2006

1. Ichiro Suzuki	1,714
2. Robinson Cano	1,681
3. Adrian Gonzalez	1,591
4. Nick Markakis	1,547
5. Prince Fielder	1,372
6. Joe Mauer	1,363
7. Chase Utley	1,308
8. David Ortiz	1,282
9. Justin Morneau	1,281
10. Carl Crawford	1,245

**2008:** Finished first-half third in AL in batting (.322) behind Ian Kinsler (.337) of Texas and Justin Morneau (.323)...became first Twins catcher to start an All-Star Game July 15 at New York-AL, going 1-for-1 with a walk...had career-high 16-game hit-streak from August 4-24, batting .349 (.22-for-63) with one home run, 10 RBI and 13 runs scored...had second career five-hit game and season-high four RBI August 29 at Oakland...his .362 batting average with runners in scoring position ranked seventh in American League...was one of just four catchers to log 1,200-plus innings behind the plate, and ranked second in league by throwing out 36% of potential base stealers...finished season four points ahead of Dustin Pedroia (Boston) to win his second batting title in three years (2006)...it was 13th American League batting title won by a Minnesota Twin in 48-year existence of team as he joined Tony Oliva and Rod Carew as only Twins who have won multiple titles...joined Buddy Myer (Washington, 1935) and Joe Cronin (Washington, 1931) as only players in franchise history to hit over .300, score over 95 runs, record 30-plus doubles, drive in 80-plus runs, and walk 80-plus times in a single season...was given the Dick Siebert Award for Upper Midwest Player of the Year and the Carl R. Pohlad Community Service Award by the Twin Cities chapter of the BBWAA...won first Rawlings Gold Glove Award, becoming second Twins catcher to win the award (Earl Battey in 1961 and 62)...became first American League player to win batting title and Gold Glove in same season since Ichiro Suzuki (Seattle) in 2004...won Louisville Slugger Silver Slugger Award.

**2007:** Disabled with strained left quadriceps May 6-June 8...began rehab assignment at Single-A Ft. Myers June 6...hit first career grand slam June 29 at Detroit...recorded Twins first inside-the-park home run since Torii Hunter (July 26, 2001) July 21 vs. Los Angeles-AL...had season-high 10-game hit-streak, going 15-for-40 (.375) July 14-24...threw out 19 of 40 (48%) runners attempting to steal to up career totals to 58 of 127 (46%).

**2006:** Named American League Player of the Week June 5-11...had first career five-hit game June 27 vs. Los Angeles-NL...named AL Player of the Month for July...selected to first career All-Star team July 11 at Pittsburgh...was intentionally walked 21 times, second highest single-season total by a Twin (Killebrew, 23 in 1970)...finished season hitting .347 and won the AL batting title...became first AL catcher to win batting title and at 23, the youngest batting champ since Alex Rodriguez (21) in 1996...the last catcher to win batting title was Ernie Lombardi in 1942 with the Boston Braves...won Dick Siebert Award for Upper Midwest Player of the Year, by the Twin Cities chapter of the BBWAA...won Louisville Slugger Silver Slugger Award.

**2005:** Threw out 17 of 48 (35%) runners attempting to steal to up career totals to 22 of 64 (34%)...led club in batting (.294) and walks (61), tied for lead in intentional walks (12), second in hits (144) and multi-hit games (41), tied for second in stolen bases (13), and third in doubles (26).

**2004:** Made major league debut and singled off Rafael Betancourt for first big league hit April 5 vs. Cleveland...disabled with medial meniscus tear in left knee April 7-June 2...had surgery to remove meniscus in left knee April 8...began rehab assignment at Ft. Myers May 26 and continued rehab at Rochester...hit first major league homer off Esteban Yan June 6 vs. Detroit...had first career two-homer game June 30 vs. Chicago-AL...had first career four-hit game July 7 vs. Kansas City...disabled for remainder of season with sore left knee July 19...won Bill Boni Award as Twins Outstanding Rookie, awarded by the Twin Cities chapter of the BBWAA...ranked top prospect in the Twins organization by *Baseball America* entering the 2005 season.

**2003:** Began season at Single-A Ft. Myers...named Twins minor league Player of the Week May 24-30...played in Florida State League All-Star Game...promoted to New Britain June 16...played for United States team in the Futures Game at U.S. Cellular Field in Chicago...named Twins minor league Player of the Month for July...named Topps Eastern League Player of the Month for July...led both Florida State League and Eastern League in throwing out runners attempting to steal...led Twins minor leaguers in hits (172), second in RBI (85) and fourth in walks (49)...was fifth among all minor leaguers in hits and was 11th in batting average (.338)...led all minor league catchers in batting...selected to Florida State League Postseason All-Star team...rated best hitting prospect and best defensive catcher in Florida State League by *Baseball America*...named to *Baseball America's* minor league All-Star team and All-Defensive team...rated best prospect in Eastern League and Florida State League...named Teenager of the Year by Sportsticker...named minor league Player of the Year by *Baseball America* and Sportsticker...won Sherry Robertson Award as Twins minor league Player of the Year...played for Team USA in Olympic Qualifying Tournament in Panama...ranked top prospect in the Twins organization by *Baseball America* entering the 2004 season.

**2002:** Selected to Midwest League All-Star team June 18 at Lansing...disabled for remainder of season after surgery to repair hernia August 30...led club in walks (61), was second in batting (.302), hits (124) and RBI (62), tied for second in doubles (23), and fourth in at-bats (411) and runs (58)...named to Sportsticker's Midwest League All-Ten team and Midwest League Postseason All-Star team...named to Topps Single-A All-Star Team...rated top minor league catching prospect, second best arm strength, third best receiving skills and best defensive catcher in Midwest League by *Baseball America*...selected to Low Single-A All-Star team by *Baseball America*...ranked top prospect in the Twins organization by *Baseball America* entering the 2003 season.

**2001:** Named Twins minor league Player of the Week, going 14-for-29 (.483) August 26-September 1...named Twins minor league Player of the Month for August, going 44-for-107 (.411)...rated as top prospect in Appalachian League and top minor league catching prospect by *Baseball America*.

**PROFESSIONAL:** Selected first overall by the Twins in the 2001 First-Year Player Draft; signed by scout Mark Wilson.



# MAUER'S PLAYING RECORD

YEAR	CLUB	AVG	G	AB	R	H	2B	3B	HR	RBI	SH	SF	HB	BB	SO	SB	CS	E	OBP
2001	Elizabethton	.400	32	110	14	44	6	2	0	14	0	0	1	19	10	4	0	4	.492
2002	Quad Cities	.302	110	411	58	124	23	1	4	62	0	2	2	61	42	0	0	6	.393
2003	Ft. Myers	.335	62	233	25	78	13	1	1	44	0	3	1	24	24	3	0	0	.395
	New Britain	.341	73	276	48	94	17	1	4	41	0	4	5	25	25	0	0	3	.400
2004	Rochester	.316	5	19	1	6	3	0	0	2	0	1	0	1	4	0	0	0	.333
	Ft. Myers	.667	2	6	0	4	0	0	0	2	0	0	0	2	2	0	0	0	.750
	MINNESOTA	.308	35	107	18	33	8	1	6	17	0	3	1	11	14	1	0	2	.369
2005	MINNESOTA	.294	131	489	61	144	26	2	9	55	0	3	1	61	64	13	1	5	.372
2006	MINNESOTA	.347	140	521	86	181	36	4	13	84	0	7	1	79	54	8	3	4	.429
2007	Ft. Myers	.000	1	3	0	0	0	0	0	0	0	0	0	1	0	0	0	0	.250
	MINNESOTA	.293	109	406	62	119	27	3	7	60	2	3	3	57	51	7	1	1	.382
2008	MINNESOTA	.328	146	536	98	176	31	4	9	85	1	11	1	84	50	1	1	3	.413
2009	Ft. Myers	.400	5	15	2	6	2	0	0	4	0	1	0	2	1	0	0	0	.444
	MINNESOTA	.365	138	523	94	191	30	1	28	96	0	5	2	76	63	4	1	3	.444
2010	MINNESOTA	.327	137	510	88	167	43	1	9	75	0	6	3	65	53	1	4	3	.402
2011	Ft. Myers	.261	7	23	3	6	2	0	1	6	0	0	1	3	1	0	0	0	.370
	MINNESOTA	.287	82	296	38	85	15	0	3	30	0	2	3	32	38	0	0	5	.360
2012	MINNESOTA	.319	147	545	81	174	31	4	10	85	1	3	2	90	88	8	4	5	.416
2013	MINNESOTA	.324	113	445	62	144	35	0	11	47	0	2	0	61	89	0	1	3	.404
2014	Cedar Rapids	.400	4	15	2	6	0	0	0	1	0	0	0	0	1	0	0	0	.400
	MINNESOTA	.277	120	455	60	126	27	2	4	55	0	2	1	60	96	3	0	3	.361
Minor League Totals		.331	301	1111	153	368	66	5	10	176	0	11	10	138	110	7	0	13	.406
Major League Totals		.319	1298	4833	748	1540	309	22	109	689	4	47	18	676	660	46	16	37	.401

# MAUER'S CAREER FIELDING RECORD

POSITION	PCT	G	PO	A	E	TC	DP	PB
Catcher	.995	920	5831	323	30	6184	39	40
First Base	.995	156	1331	113	7	1451	131	—
Outfield	1.000	1	3	0	0	3	0	—
Totals	.995	1077	7165	436	37	7638	170	40

# MAUER'S DIVISION SERIES RECORD

YEAR	OPPONENT	AVG	G	AB	R	H	2B	3B	HR	RBI	SH	SF	HB	BB	SO	SB	CS	E	OBP
2006	Oakland	.182	3	11	0	2	0	0	0	0	0	0	0	1	0	0	0	0	.250
2009	New York-AL	.417	3	12	1	5	1	0	0	1	0	0	0	2	4	0	0	0	.500
2010	New York-AL	.250	3	12	0	3	0	0	0	0	0	0	0	1	3	0	0	1	.250
Division Series Totals		.286	9	35	1	10	1	0	0	1	0	0	0	4	7	0	0	1	.359

# MAUER'S ALL-STAR GAME RECORD

YEAR	HOST	AVG	G	AB	R	H	2B	3B	HR	RBI	SH	SF	HB	BB	SO	SB	CS	E	OBP
2006	Pittsburgh	.000	1	2	0	0	0	0	0	0	0	0	0	0	1	0	0	0	.000
2008	New York-AL	1.000	1	1	0	1	0	0	0	0	0	0	0	1	0	0	0	0	1.000
2009	St. Louis	.333	1	3	1	1	1	0	0	1	0	0	0	0	0	0	0	0	.333
2010	Los Angeles-AL	.000	1	2	0	0	0	0	0	0	0	0	0	0	0	0	0	0	.000
2012	Kansas City	1.000	1	1	0	1	0	0	0	0	0	0	0	0	0	0	0	0	1.000
2013	New York-NL	.500	1	2	0	1	0	0	0	0	0	0	0	0	0	0	0	0	.500
All-Star Game Totals		.364	6	11	1	4	1	0	0	1	0	0	0	1	1	0	0	0	.417

# MAUER'S WORLD BASEBALL CLASSIC RECORD

YEAR	CLUB	AVG	G	AB	R	H	2B	3B	HR	RBI	SH	SF	HB	BB	SO	SB	CS	E	OBP
2013	USA	.429	6	21	4	9	2	1	0	2	0	0	0	5	4	0	0	0	.538





# TREVORMAY

**HEIGHT/WEIGHT:** 6-5/240  
**BATS/THROWS:** R/R  
**BORN:** 9/23/89 in Longview, WA  
**OPENING DAY AGE:** 25  
**RESIDES:** Kelso, WA  
**ACQUIRED:** Trade with Philadelphia, 12/6/12  
**M.L. SERVICE:** 51 days  
**CONTRACT STATUS:** Signed thru 2015

**RHP 65**

2014				GAME HIGHS		CAREER	
IP: 6.0, 2x, last 9/25 at DET	Walks: 7, 8/9 at OAK			IP: 6.0, 2x, last 9/25/14 at DET	Walks: 7, 8/9/14 at OAK		
SO: 10, 9/14 at CWS	CG: --			SO: 10, 9/14/14 at CWS	CG: --		
Win Streak: 3, 9/3-14	Low-Hit: --			Win Streak: 3, 9/3-14/14	Low-Hit: --		

**PERSONAL:** Trevor J. May...2008 graduate of Kelso (WA) High School where he was a valedictorian...went 11-1 his senior year to help team to the Class 3A state championship game...produces music and enjoys DJing in spare time.

## 2014:

- Optioned to Triple-A Rochester from Twins spring training March 9.
- Set season-high with 11 strikeouts May 1 vs. Louisville (6.0 IP)...tied season-high with 11 again June 16 vs. Pawtucket (8.1 IP).
- Pitched first complete game May 13 vs. Columbus, the sixth of minor league career.
- Went 4-2, 1.47 ERA (36.2 IP, 6 ER) with 34 strikeouts and 15 walks in six May starts.
- Selected to participate in SiriusXM Futures Game at Target Field, replacing St. Louis prospect Marco Gonzalez (recall)...placed on 7-day disabled list June 26 with right calf strain (suffered June 21 at Buffalo); could not play and was replaced by teammate Alex Meyer.
- Reinstated July 13 and made four starts for the Red Wings before being recalled August 9.
- Made major league debut in a start August 9 at Oakland, allowing four runs on three hits and seven walks in 2.0 innings pitched, being dealt the loss.
- Earned first major league win September 3 vs. Chicago-AL, allowing three runs on six hits in 5.0 innings pitched, with one walk and six strikeouts as the Twins won 11-4.
- Set season and career-high with 10 strikeouts (6.0 IP) September 14 at Chicago-AL; eighth different rookie in club history to record double-digit strikeouts; 12th different time, and first since Matt Garza in 2007.
- Combined to go 11-12, 4.44 ERA (144.0 IP, 71 ER) with 61 walks and 138 strikeouts between Rochester and Minnesota.
- Finished third in the organization in strikeouts (138), behind Phil Hughes (186) and Alex Meyer (153).
- Ranked ninth best prospect and best changeup in Twins system by *Baseball America* entering 2015.

**2013:** Participated in first Twins major league spring training and optioned March 11...spent his first season in the Twins organization with Double-A New Britain...pitched two 7.0-inning complete game shutouts — April 24 at New Hampshire and May 10 vs. Portland (Game 2)...named Twins minor league Player of the Week for June 21, tossing 7.2 shutout innings with four hits allowed, one walk and nine strikeouts, earning the win June 18 at Erie...had season-high 10 strikeouts twice — May 10 vs. Portland (7.0 IP) and August 31 vs. Reading (7.0 IP)...struck out six-plus in 16 starts and eight-plus in eight starts...named to Eastern League All-Star East team but did not play...led the Eastern League in strikeouts (159), tied for first in starts (27) and ranked fifth in innings pitched (151.2)...led the Rock Cats in wins (9)...played in the Arizona Fall League with Glendale Desert Dogs, going 0-2, 3.21 ERA (14.0 IP, 5 ER) with four walks and 12 strikeouts in nine games (1 start)...named eighth best prospect and best changeup in the Twins system by *Baseball America* entering 2014.

**2012:** Spent the season with Double-A Reading (Philadelphia)...went 5-0, 2.40 ERA (30.0 IP, 8 ER) with eight walks and 33 strikeouts in five April starts...did not allow a home run in first eight starts (46.1 IP) April 6-May 16...led the Eastern League in strikeouts (151), was tied for first in starts (28), tied for eighth in wins (10) and 10th in innings (149.2)...struck out seven-plus batters in nine of 28 starts and eight-plus in four starts; averaged 9.1 strikeouts-per-9.0 innings pitched...acquired by Twins via trade with Philadelphia along with pitcher Vance Worley, in exchange for outfielder Ben Revere December 12.

**2011:** Spent season with Single-A Clearwater...named Phillies Pitcher of the Week May 30-June 5...named Phillies minor league Pitcher of the Month for June, going 2-2, 1.50 ERA (30.0 IP, 5 ER) with 13 walks and 40 strikeouts in five starts...named to Florida State League All-Star team and earned the win (1.0 IP)...was the 50th anniversary of the FSL All-Star game, which was played in Bright House Field, his home club's park in Clearwater, FL...named FSL Pitcher of the Week twice...struck out 208 batters in 151.1 IP (12.37 K/9.0 IP), third-most in all of minor league baseball...recorded double-digit strikeouts seven times, including 14 strikeouts June 22 at Tampa (7.0 IP), the most strikeouts by a Phillies minor



league pitcher since at least 1980...led the Florida State League in strikeouts and shutouts (2), tied for second in complete games (3) and starts (27), and ranked third in innings pitched (151.1)...given Paul Owens Award as best pitcher in the Phillies minor league system...named the top prospect in the Phillies minor league system by *Baseball America* entering 2012.

**2010:** Began season with Single-A Clearwater...selected as a midseason Florida State League All-Star...transferred to Single-A Lakewood July 4...named Phillies minor league Pitcher of the Week July 26-August 1...averaged 12.13 strikeouts-per-9.0 IP between both levels...named the fifth best prospect in the Phillies minor league system by *Baseball America* entering the 2011 season.

**2009:** Spent the season with Single-A Lakewood (Philadelphia)...named Phillies minor league Pitcher of the Week August 31-September 7...averaged 11.06 strikeouts-per-9.0 IP...held opponents to a .211 batting average...went 1-0, 0.00 ERA (11.0 IP) with 11 strikeouts in two postseason starts.

**2008:** Began professional career with the GCL Phillies...participated in Florida Instructional League.

**PROFESSIONAL:** Selected by Philadelphia in the fourth round of the 2008 First-Year Player Draft; signed by Dave Ryles.

MAY'S PITCHING RECORD																			
YEAR	CLUB	W-L	ERA	G	GS	CG	SH	SV	IP	H	R	ER	HR	HB	BB	SO	WP	BK	BAA
2008	GCL Phillies	1-1	3.75	5	2	0	0	0	12.0	11	7	5	0	1	7	11	1	0	.256
2009	Lakewood	4-1	2.56	15	15	0	0	0	77.1	58	24	22	3	2	43	95	6	1	.211
2010	Clearwater	5-5	5.01	16	14	0	0	0	70.0	53	41	39	7	5	61	90	9	1	.212
	Lakewood	7-3	2.91	11	11	0	0	0	65.0	51	22	21	3	1	20	92	5	0	.214
2011	Clearwater	10-8	3.63	27	27	3	2	0	151.1	121	65	61	8	5	67	208	8	0	.221
2012	Reading	10-13	4.87	28	28	0	0	0	149.2	139	87	81	22	11	78	151	8	1	.249
2013	New Britain	9-9	4.51	27	27	2	2	0	151.2	149	79	76	14	8	67	159	7	0	.256
2014	Rochester	8-6	2.84	18	18	1	1	0	98.1	75	33	31	4	0	39	94	2	0	.209
	MINNESOTA	3-6	7.88	10	9	0	0	0	45.2	59	41	40	7	2	22	44	3	0	.314
Minor League Totals		54-46	3.90	147	142	6	5	0	775.1	657	358	336	61	33	382	900	46	3	.230
Major League Totals		3-6	7.88	10	9	0	0	0	45.2	59	41	40	7	2	22	44	3	0	.314

MAY'S CAREER FIELDING RECORD								
POSITION	PCT	G	PO	A	E	TC	DP	PB
Pitcher	1.000	10	1	1	0	2	0	—

TWINS PITCHERS IN THEIR MAJOR LEAGUE DEBUT											
PLAYER	CLUB	DATE	OPP	DEC	IP	H	R	ER	HR	BB	SO
A.J. Achter	MIN	9-3-14	CWS	ND	1.0	0	0	0	0	0	0
Logan Darnell	MIN	5-6-14	at CLE	ND	3.0	0	0	0	0	0	1
Brian Duensing	MIN	4-10-09	at CWS	ND	3.0	2	2	2	1	0	1
Casey Fien	DET	7-26-09	CWS	ND	2.1	0	0	0	0	1	2
Kyle Gibson	MIN	6-29-13*	KC	W	6.0	8	2	2	0	0	5
Mark Hamburger	TEX	8-31-11	TB	ND	1.0	0	0	0	0	0	0
Phil Hughes	NYG	4-26-07*	TOR	L	4.1	7	4	4	0	1	5
Trevor May	MIN	8-9-14*	at OAK	L	2.0	3	4	4	0	7	0
Tommy Milone	WAS	9-3-11*	NYM	ND	4.1	6	4	4	1	0	2
Ricky Nolasco	FLA	4-5-06*	at HOU	ND	3.0	1	0	0	0	2	2
Lester Oliveros	DET	7-1-11	SF	ND	1.0	1	0	0	0	1	2
Mike Pelfrey	NYM	7-8-06*	FLA	W	5.0	5	3	2	0	4	3
Glen Perkins	MIN	9-21-06	at BOS	ND	1.1	0	0	0	0	0	1
Ryan Pressly	MIN	4-4-13	DET	ND	1.0	1	0	0	0	0	1
Stephen Pryor	SEA	6-2-12	at CWS	ND	1.1	1	1	1	1	0	2
Ervin Santana	LAA	5-17-05*	at CLE	L	4.0	8	6	6	2	3	1
Caleb Thielbar	MIN	5-20-13	at ATL	ND	2.0	1	0	0	0	0	3
Aaron Thompson	PIT	8-24-11*	MIL	ND	4.1	4	0	0	0	2	1
Michael Tonkin	MIN	7-11-13	at TB	ND	1.1	0	0	0	0	0	1
* - started the game											
List includes non-roster invites											





# HEIKER MENESES

**HEIGHT/WEIGHT:** 5-9/200

**BATS/THROWS:** R/R

**BORN:** 7/1/91 in Caracas, VZ

**OPENING DAY AGE:** 23

**RESIDES:** Guarenas, VZ

**ACQUIRED:** Signed as minor league free agent, 11/20/14

**M.L. SERVICE:** None

**CONTRACT STATUS:** Signed thru 2015

NON-ROSTER INVITE

INF **78**

PLAYERS

**PERSONAL:** Heiker Albert (Betancourt) Meneses (pronounced aker man-ESS-iss)...signed by Boston as a 16-year-old out of Guarenas, Venezuela.

## 2014:

- Was an invite to Red Sox spring training; optioned and began season with Triple-A Pawtucket.
- Played in 16 games, hitting .241 (14-for-58) with three extra-base hits and was transferred to Double-A Portland April 25.
- Combined to play 56 games at shortstop, 31 at third base and 17 at second base between both levels, committing a total of just six errors.
- Played for Tiburones de la Guaira in the VZL, hitting .190 (16-for-84) in 35 games.

**2013:** Started season with Double-A Portland...hit inside-the-park home run on April 16 at Binghamton...promoted to Triple-A Pawtucket August 13...combined for a .253 average (95-for-376) in a career-high 110 games between both levels...hit .312 (34-for-109) against left-handed pitching between the two levels...played 55 games at shortstop and 54 games at second base...played all nine of Pawtucket's playoff games, hitting .222 (6-for-27)...played for Tiburones de la Guaira in the VZL after the season, hitting .313 (10-for-32).

**2012:** Began the season with Double-A Portland...placed on 7-day disabled list April 29-May 9 with a left shoulder strain...transferred to Single-A Salem June 10 and ranked second on the club in triples (4) and third in stolen bases (18)...hit safely in 10 straight games July 23-August 4, hitting .318 (14-for-44) with five extra-base hits and 10 RBI in that stretch...combined to hit .246 (93-for-377) with 42 RBI, 47 runs and 19 stolen bases in 103 games between two levels...appeared in 44 games at second base, 40 at shortstop and 22 at third base...combined to hit .345 (30-for-87) against left-handers.

**2011:** Split season between Single-A Greenville, Single-A Salem and Double-A Portland...started season with Greenville and transferred to Portland July 5...played in 24 games with Portland and transferred to Salem August 9, where he ranked second on club in triples (5) in 26 games...hit safely in first 12 games with Salem August 9-21...combined to hit .295 (115-for-390) with 18 doubles, seven triples, three home runs, 41 RBI, 74 runs and 25 stolen bases in 101 games between all three levels...tied for first among Red Sox minor leaguers in triples (7) and ranked fourth in batting average.

**2010:** Played entire season with GCL Red Sox...hit safely in 17 of 19 games July 1-22, including two eight-game hitting streaks...led GCL in games (56), at-bats (208) and stolen bases (17); and second in hits (52) and total bases (75)...led GCL third basemen in fielding percentage (.949).

**2009:** Spent second season with DSL Red Sox and led the club in stolen bases (25)...led league shortstops in putouts (130).

**2008:** Made his professional debut with the DSL Red Sox as a 16-year-old.

**PROFESSIONAL:** Signed by Boston as undrafted free agent, October 23, 2007; signed by Red Sox scout Angel Escobar.

## MENESES' BATTING RECORD

YEAR	CLUB	AVG	G	AB	R	H	2B	3B	HR	RBI	SH	SF	HB	BB	SO	SB	CS	E	OBP
2008	DSL Red Sox	.220	43	132	20	29	1	2	0	16	1	0	4	29	44	9	3	4	.376
2009	DSL Red Sox	.199	65	216	48	43	2	6	1	17	4	1	13	34	68	25	5	28	.341
2010	GCL Red Sox	.250	56	208	27	52	8	3	3	24	2	0	4	12	47	17	6	8	.304
2011	Greenville	.277	51	206	38	57	6	2	2	22	2	0	8	18	56	17	5	4	.358
	Portland Sea Dogs	.265	24	83	13	22	3	0	0	6	0	1	3	3	25	2	0	10	.311
	Salem	.356	26	101	23	36	9	5	1	13	1	1	3	8	24	6	1	2	.416
2012	Portland	.197	41	127	12	25	1	1	1	10	3	0	2	13	33	1	3	9	.282
	Salem	.272	62	250	35	68	16	4	2	32	5	2	7	9	55	18	11	6	.313
2013	Portland	.255	92	322	43	82	15	4	3	31	4	0	7	20	84	11	7	15	.312
	Pawtucket	.241	18	54	3	13	0	1	0	5	1	1	1	5	12	2	1	1	.311
2014	Pawtucket	.241	16	58	3	14	2	1	0	3	2	0	0	3	10	0	1	4	.279
	Portland	.190	95	306	36	58	9	1	1	23	7	3	6	20	52	9	6	6	.251
Minor League Totals		.242	589	2063	301	499	72	30	14	202	32	9	58	174	510	117	49	97	.317





# ALEX MEYER

**HEIGHT/WEIGHT:** 6-9/225

**BATS/THROWS:** R/R

**BORN:** 1/3/90 in Greensburg, IN

**OPENING DAY AGE:** 25

**RESIDES:** Greensburg, IN

**ACQUIRED:** Trade with Washington, 11/29/12

**M.L. SERVICE:** None

**CONTRACT STATUS:** Signed thru 2015

RHP

51

**PERSONAL:** Alex John Meyer...2008 graduate of Greensburg (IN) High School...as a senior was named AFLAC All-American and Louisville Slugger High School All-American; rated number five prospect in all of high school baseball by *Baseball America*; ranked number two prospect by *Baseball America* at Perfect Game's National Showcase in Cincinnati; named Gatorade Indiana Player of the Year and Louisville Slugger Indiana Player of the Year; named Indiana Mr. Baseball and First-Team All-State; earned EIAC Conference MVP honors and EIAC All-Conference honors...went 8-0 with a 0.95 ERA, 30 walks and 108 strikeouts as a senior...holds school records for most strikeouts in a season, career and lowest season ERA...three-year letter winner in baseball...played basketball four years and named All-Conference twice...played football as a freshman...spends time in the off-season as substitute teacher in hometown Greensburg (IN) schools (2011-14).

## 2014:

- Was an invitee Twins spring training, reassigned to minor league camp March 9 and spent entire season at Triple-A Rochester.
- Started Red Wings home opener April 6 vs. Buffalo, allowing three runs (2 ER) on three hits in 5.0 innings pitched and did not factor into decision.
- Recorded career-high 11 strikeouts in consecutive starts April 23 at Pawtucket and April 28 vs. Charlotte, becoming first Red Wings starter with double-digit strikeouts in consecutive starts since Francisco Liriano in 2005...named Twins minor league Player of the Week April 25...earned first career Triple-A win April 28 vs. Charlotte, tossing 6.0 shutout innings.
- Posted 15.2 scoreless innings streak April 23-May 4.
- Recorded 10 strikeouts twice: July 8 vs. Buffalo and August 20 at Buffalo.
- Selected to play in SiriusXM Futures Game July 13 at Target Field, replacing teammate Trevor May (calf strain); pitched a scoreless fifth inning, allowing one hit while throwing just four pitches.
- Walked career-high five batters July 29 vs. Lehigh Valley (5.0 IP).
- Went 2-0, 1.55 ERA (29.0 IP, 5 ER) with 17 walks and 34 strikeouts in five July starts.
- Placed on 7-day disabled list August 31 with right shoulder inflammation, ending his season.
- Held right-handed hitters to a .214 (52-for-243) batting average and left-handed batters to a .269 (64-for-238) average.
- Finished second in International League in strikeouts (153), fourth in batting-average-against (.239) and seventh in ERA (3.41).
- Led Red Wings in strikeouts (153) and starts (27), and second in innings pitched (130.1)...ranked second in Twins organization in strikeouts, trailing Phil Hughes (186).
- Added to Twins 40-man roster November 20.
- Ranked fifth best prospect and best curveball in Twins system by *Baseball America* entering 2015...also best fastball and best breaking pitch in International League by *Baseball America*.
- Named 29th best prospect in baseball by MLB.com entering 2015.

**2013:** Spent first season in Twins organization...was an invitee to Twins Spring Training, reassigned to minor league camp March 10; reported to Double-A New Britain...went 2-0, 1.64 ERA (22.0 IP, 4 ER) with 26 strikeouts in first four starts April 7-25...set season-high with 10 strikeouts June 1 vs. Bowie (6.1 IP)...placed on 7-day disabled list June 7 with right shoulder discomfort; pitched in three games on rehab assignment with GCL Twins and was reinstated August 24...made just two starts upon return, tossing 9.0 shutout innings August 24-29...ranked second on the Rock Cats staff in strikeouts (84), despite pitching the sixth most innings on the staff (70.0)...played in the Arizona Fall League with Glendale Desert Dogs, going 2-1, 3.12 ERA (26.0 IP, 9 ER) with seven walks and 28 strikeouts in seven starts...named to West Division Fall Stars Team...ranked number five in the Top 20 AFL Prospect List...named to AFL Top Prospects Team...named third best prospect, best fastball and best curveball in the Twins system by *Baseball America* entering 2014.

**2012:** Named sixth best prospect and best slider in Washington's minor league system by *Baseball America* entering the season...started professional career with Single-A Hagerstown (Washington)...won first professional start April 7 vs. West Virginia, tossing 5.0 shutout innings with two hits allowed, no walks and four strikeouts...won five consecutive decisions May 5-June 12, including a record of 3-1, 2.41 ERA (33.2 IP, 9 ER) with 11 walks and 40 strikeouts in six June starts...pitched first career complete game shutout (6.0 IP) June 12 vs. Hickory...set season-high with 11 strikeouts (6.2 IP) June 24 vs. Lakewood...promoted to Single-A Potomac July 18...did not allow a run in first 14.0 innings pitched at Potomac...



allowed just three earned runs in first five starts (29.0 IP) July 20-August 12, posting a 0.93 ERA in that span...placed on 7-day disabled list with a right calf strain August 25, ending his season...acquired by Twins via trade with Washington November 29 in exchange for outfielder Denard Span.

**AMATEUR CAREER:** Attended the University of Kentucky from 2009-11, going 13-12, 4.71 ERA (212.0 IP, 111 ER) with 127 walks, 253 strikeouts, four complete games and two shutouts in 39 career games (36 starts)...went 7-5, 2.94 ERA (101.0 IP, 33 ER) with 46 walks and 110 strikeouts in 14 starts as a junior in 2011...named to SEC Freshman Academic Honor Roll in 2009 and 2010...First-Team Preseason All-SEC by *Baseball America* in 2011...Second-Team All-SEC Starting Pitcher, voted on by coaches in 2011...253 career strikeouts ranks fifth best in program history, just behind fourth-place and former NL Cy Young winner Brandon Webb's 259 career strikeouts.

**2011:** Led Kentucky in starts (14), wins (7), ERA (2.94), complete games (4), shutouts (2), innings pitched (101.0) and strikeouts (110)...finished the regular season as the SEC leader in strikeouts, strikeouts-looking (48), innings pitched-per-game (7.21), complete games and shutouts...ranked second in the SEC in innings pitched, ninth in ERA, eighth in wins, second in strikeouts-per-game (9.8) and fifth in opponent batting average (.220)...became 10th player in program history to record 100-plus strikeouts in a single season...finished eighth in UK single season history in strikeouts and ninth in the NCAA...earned six weekly honors during the year, including two SEC Pitcher of the Week honors and a Louisville Slugger National Player of the Week honor...had eight career double-digit strikeout games, including four on the season.

**PROFESSIONAL:** Selected by Washington in the first round (23rd overall) of the 2011 First-Year Player Draft; signed by scout Reed Dunn...originally drafted by Boston in the 20th round of the 2008 First-Year Player Draft.

#### MEYER'S PITCHING RECORD

YEAR	CLUB	W-L	ERA	G	GS	CG	SH	SV	IP	H	R	ER	HR	HB	BB	SO	WP	BK	BAA
2012	Hagerstown	7-4	3.10	18	18	1	1	0	90.0	68	33	31	4	3	34	107	7	0	.210
	Potomac	3-2	2.31	7	7	0	0	0	39.0	29	11	10	2	2	11	32	2	0	.213
2013	GCL Twins	0-0	1.08	3	3	0	0	0	8.1	7	1	1	0	0	3	16	0	0	.233
	New Britain	4-3	3.21	13	13	0	0	0	70.0	60	29	25	3	3	29	84	5	1	.226
2014	Rochester	7-7	3.52	27	27	0	0	0	130.1	116	58	51	10	8	64	153	4	0	.241
<b>Minor League Totals</b>		<b>21-16</b>	<b>3.15</b>	<b>68</b>	<b>68</b>	<b>1</b>	<b>1</b>	<b>0</b>	<b>337.2</b>	<b>280</b>	<b>132</b>	<b>118</b>	<b>19</b>	<b>16</b>	<b>141</b>	<b>392</b>	<b>18</b>	<b>1</b>	<b>.227</b>

#### TWINS 2015 TOP PROSPECTS

##### BASEBALL AMERICA

1. Byron Buxton
2. Miguel Sano
3. Jose Berrios
4. Kohl Stewart
5. Alex Meyer
6. Nick Gordon
7. Nick Burdi
8. Jorge Polanco
9. Trevor May
10. Eddie Rosario

##### MLB.COM

1. Byron Buxton
2. Miguel Sano
3. Alex Meyer
4. Jose Berrios
5. Nick Gordon
6. Kohl Stewart
7. Jorge Polanco
8. Nick Burdi
9. Eddie Rosario
10. Lewis Thorpe

##### BASEBALL PROSPECTUS

1. Byron Buxton
2. Miguel Sano
3. Alex Meyer
4. Kohl Stewart
5. Jose Berrios
6. Nick Gordon
7. Lewis Thorpe
8. Nick Burdi
9. Jorge Polanco
10. Stephen Gonsalves

#### TWINS ROOKIES USED

YEAR	ROOKIES	POS.	PITCHERS
2014	12	4	8
2013	12	6	6
2012	15	7	8
2011	15	8	7
2010	11	6	5
2009	10	2	8
2008	14	7	7
2007	15	8	7
2006	11	4	7
2005	11	5	6
2004	13	8	5
2003	12	8	4
2002	12	7	5
2001	14	7	7
2000	16	9	7
1999	15	8	7

#### 2014 TWINS ROOKIES - GAMES

1. Danny Santana	103
2. Jasmil Pinto	57
3. Kennys Vargas	53
4. Michael Tonkin	25
5. Yohan Pino	11
6. Trevor May	10
7. A.J. Achter	7
Logan Darnell	7
Lester Oliveros	7
Aaron Thompson	7
11. Jorge Polanco	5
12. Kris Johnson	3





# TOMMYMILONE

**HEIGHT/WEIGHT:** 6-0/220  
**BATS/THROWS:** L/L  
**BORN:** 2/16/87 in Saugus, CA  
**OPENING DAY AGE:** 28  
**RESIDES:** Santa Clarita, CA  
**ACQUIRED:** Trade with Oakland, 7/31/14  
**M.L. SERVICE:** 2 years, 165 days  
**CONTRACT STATUS:** Signed thru 2015

LHP **33**

2014		GAME HIGHS		CAREER	
IP: 8.0, 5/9 vs. WAS	Walks: 4, 3x, last 9/2 vs. CWS		IP: 9.0, 6/20/12 vs. LAD	Walks: 4, 9x, last 9/2/14 vs. CWS	
SO: 7, 2x, last 5/9 vs. WAS	CG: - -		SO: 10, 3x, last 5/1/13 vs. LAA	CG: 2x, last 8/27/13 at DET	
Win-Streak: 6, 5/9-6/29	Low-Hit: - -		Win-Streak: 6, 5/9-6/29/14	Low-Hit: 3, 2x, last 8/27/13 at DET	

**PERSONAL:** Tomaso Anthony Milone...wife, Tina...graduate of Saugus (CA) High School...earned All-State, All-CIF and All-Foothill League honors in 2004 and 05...attended University of Southern California from 2006-08...in three seasons at USC, went 16-17, 4.78 ERA (273.0 IP, 145 ER) with 60 walks and 212 strikeouts in 48 career games (45 starts)...became the 100th former Trojan to play in the big leagues, which is the most among all universities/colleges...finished Trojans career ninth in school history in starts (45)...pitched for the Chatham A's of the Cape Cod Baseball League and won the 2007 B.F.C. Whitehouse Award as the league's top pitcher...tied for the league lead in wins, going 6-1 with a 2.92 ERA.

## 2014:

- Began season on Oakland Opening Day roster.
- Was skipped first time through A's rotation and made first start April 11 at Seattle.
- Pitched 8.0 shutout innings May 9 vs. Washington, allowing two hits and tying season-high with seven strikeouts; earned the win, snapping his three-game losing streak...the win also began a six-game winning streak.
- Went 3-1, 2.97 ERA (36.1 IP, 12 ER) with 11 walks and 28 strikeouts in six May starts.
- Went 6-0, 2.62 ERA (68.2 IP, 20 ER) with a .232 (60-for-259) batting average against in his final 11 starts with Oakland.
- Optioned to Triple-A Sacramento July 5 when the A's traded for starting pitchers Jeff Samardzija and Jason Hammel from Chicago-NL...at time of demotion, his six-game winning streak was a career-high and an A's season-high...it also matched the longest streak in the American League for the season and the longest active streak in the majors.
- Made four starts for the River Cats, going 1-1, 6.43 ERA (21.0 IP, 15 ER).
- Acquired by Minnesota July 31 from Oakland in exchange for outfielder Sam Fuld...optioned directly to Triple-A Rochester.
- Made four starts for the Red Wings and was recalled when the Twins traded Kevin Correia to Los Angeles-NL August 11.
- Made Twins debut August 11 at Houston, allowing two runs on eight hits in 6.0 innings pitched with three walks and five strikeouts (ND).
- Missed time in September with a tired left shoulder, followed by inflammation in neck.
- Made only relief appearance of season, and fourth of career, September 27 at Detroit, tossing 1.0 scoreless inning.

**2013:** Spent the first four months of the season in Oakland's starting rotation but split the final two months of the year between the bullpen, rotation and minor leagues...surrendered 21 of his 25 home runs to righties, which tied for fourth most in the American League...was 12-9 with a 4.17 ERA and .261 opponents batting average in his 26 starts, 0-0 with a 3.00 ERA and .100 opponents average in his two relief appearances...allowed a .216 batting average with runners in scoring position, which ranked eighth in the AL...was 5-4 with a 3.44 ERA in 12 games at home compared to 7-5 with a 4.69 ERA in 16 games on the road...compiled a 3-1 record and a 1.98 ERA in eight games against AL Central teams...opponents reached base on an error 11 times with him pitching, which was the most in the AL and tied for second most in the majors, which led to 11 unearned runs, tied for second most in the AL...received just 10 runs of support in his nine losses (1.78 RSA).

**2012:** Was one of four players acquired by Oakland from Washington in the Gio Gonzalez trade during the offseason and went 13-10 with a 3.74 ERA in a team-leading 31 starts...also led the A's in innings pitched (190.0), had the team's only complete game and tied for the team-lead in wins...had the most wins by an Athletics rookie since Harry Byrd won 15 games for the 1952 Philadelphia A's en route to Rookie of the Year honors...struck out 137, which was the fourth best rookie total in Oakland history and the sixth best in Athletics history...tied for the lead among major league rookies in complete games...tied for second among American League rookies in wins and games started, ranked third in innings pitched and was fifth in strikeouts...his ERA ranked third among AL rookies with 130.0 or more innings...walked just 36 batters in 190.0 innings, an average of 1.71-per-9.0 innings, which was the second lowest mark in the AL and sixth lowest in the majors...had a strikeout-to-walk ratio of 3.81, which ranked seventh in the AL...tied for third in the AL with six pickoffs...opponents were 8-for-18 (44.4%) in stolen base attempts, which



was the second lowest mark in the AL...allowed a team-leading 207 hits, which were ninth most in the AL...went 7-4 with a 2.74 ERA and .240 opponents batting average in 15 starts at home compared to 6-6 with a 4.83 ERA and .316 opponents batting average in 16 starts on the road...had the eighth lowest home ERA in the AL and the ninth highest road ERA...received just 12 runs of support in his 10 losses (58.1 IP, 1.85 RSA)...was 6-1 with a 1.96 ERA in nine starts against AL Central teams, 7-9 with a 4.56 ERA in 22 starts against everyone else...issued 12 of his 36 walks in the first inning of a game...the A's were 20-11 (.645) in his starting assignments...won back-to-back starts May 6 at Tampa Bay and May 11 at Detroit, one of five times he had a two-game winning streak, but never won more than two-in-a-row...struck out a career-high 10 batters July 20 against New York-AL matching the most ever by an Oakland pitcher against the Yankees...matched his career-high with 10 strikeouts in 6.0 innings September 9 at Seattle...won his 13th game of the season September 14 against Baltimore to set an Oakland rookie record for wins...made one start against the Tigers in the ALDS; had a no decision in the A's 5-4 loss in Game 2 at Detroit, allowing just one run on five hits in 6.0 innings.

**2011:** Spent the entire season at Triple-A Syracuse (Washington) before being called up by Nationals September 3...made major league debut in a start that day against New York-NL, allowing four runs on six hits in 4.1 innings (0 BB, 2 SO) and had a no decision in the Nationals 8-7 win; fanned Angel Pagan with one out in the second inning for his first strikeout...went 1-0 with a 3.81 ERA in five starts for the Nationals...hit a three-run home run off Dillon Gee on the first pitch of his first big league at bat in the second inning...earned his first major league win in his third start September 15 at New York-NL, a 10-1 victory (5.2 IP, 3 H, 1 R, 1 ER, 3 BB, 4 SO)...was rated as the A's 10th best prospect by *Baseball America* following the trade...was 12-6 with a 3.22 ERA in 24 starts with Syracuse...named to the *Baseball America* Triple-A All-Star team...ranked second in the International League in strikeouts (155), tied for third in wins and was sixth in ERA...averaged 0.97 walks-per-9.0 innings, which was the lowest among IL starters...also ranked second in strikeouts-per-9.0 innings (9.40) and fourth in opponents batting average (.241)...walked just 16 for a strikeout-to-walk ratio of 9.69...led the Chiefs in wins, innings pitched (148.1) and strikeouts...went 8-1 with a 2.60 ERA over his final 12 starts...walked one batter or fewer in 20 of 24 starts...struck out a season-high 11 May 5 at Durham...earned IL Pitcher of the Week honors for the week of June 27-July 3 (1-0, 0.63 ERA, 14.1 IP, 8 H, 1 R, 1 ER, 0 BB, 12 SO)...was named to the IL midseason All-Star team...pitched a scoreless sixth inning against the Pacific Coast League All-Stars in the Triple-A All-Star Game July 13 at Salt Lake (1 H, 1 SO)...allowed one run in 7.1 innings and went 3-for-3 at the plate in an 8-4 win over Lehigh Valley July 17...was on the disabled list from July 29 to August 7 with a strained left quadriceps...was rated as having the best control and best changeup among Nationals prospects in *Baseball America's* Best Tools survey following the season.

**2010:** Went 12-5 with a 2.85 ERA in 27 starts with Double-A Harrisburg (Washington) to earn Nationals minor league Pitcher of the Year honors...led the Eastern League in strikeouts (155), ranked second in ERA, tied for second in wins and fifth in innings pitched (158.0)...led EL starters with an average of 8.83 strikeouts-per-9.0 innings and 1.31 walks-per-9.0 innings...led the Senators in wins, starts, innings and strikeouts...walked one batter or fewer in 22 of 27 starts...was named to the Eastern League midseason All-Star team...tossed his first career complete game in a 3-2 win at Altoona May 11, a rain-shortened 5.0-inning contest (3 H, 2 R, 2 ER, 1 SO)...finished the season by going 6-0 with a 2.06 ERA over his final eight starts...walked just three batters in 52.1 innings over that span...struck out 13 batters against Erie August 18...made one Postseason start and picked up the win in a 10-5 decision over Altoona September 8 in Game 1 of the EL Division Series (5.2 IP, 4 H, 3 R, 2 ER, 2 BB, 7 SO, 1 HR)...was rated as having the best control among Washington farmhands according to *Baseball America* following the season.

**2009:** Spent the entire season with Single-A Potomac (Washington), posting a 12-5 record and a 2.91 ERA in 27 games (25 starts)...led the Carolina League in wins, ranked second in innings pitched (151.1) and third in ERA...tied for the lead among Nationals farmhands in wins...tossed a season-high 8.0 shutout innings in a 4-0 win at Myrtle Beach May 15 (4 H, 0 BB, 7 SO)...earned Carolina League Pitcher of the Week honors May 11-18...had a season-best six-game winning streak over a seven-start stretch from July 17-August 19 (1.45 ERA)...compiled a 5-1 record and a 1.49 ERA in six starts in the month of August.

**2008:** Combined for a 1-6 record and a 3.51 ERA in 13 games, 10 starts, in professional debut with Single-A Hagerstown (Washington) and Rookie Vermont...walked just nine batters in 59.0 innings, an average of 1.37 per-9.0 innings...struck out 49 for a strikeout-to-walk ratio of 5.44...began his season with Vermont, posting a 1-3 record and a 4.57 ERA in six games (3 starts)...made his professional debut in relief June 23 against Tri-City, tossing 2.0 scoreless and hitless innings (1 BB, 4 SO)...his first win came June 27 against Lowell when he tossed 3.0 scoreless innings of relief...was promoted to Hagerstown July 27 and went 0-3 with a 2.89 ERA in seven starts.

**PROFESSIONAL:** Selected by Washington in the 10th round of the 2008 First-Year Player Draft.

MILONE'S PITCHING RECORD																			
YEAR	CLUB	W-L	ERA	G	GS	CG	SH	SV	IP	H	R	ER	HR	HB	BB	SO	WP	BK	BAA
2008	Vermont	1-3	4.57	6	3	0	0	0	21.2	27	12	11	4	0	3	22	0	0	.307
	Hagerstown	0-3	2.89	7	7	0	0	0	37.1	36	16	12	0	0	6	27	0	0	.257
2009	Potomac	12-5	2.91	27	25	0	0	0	151.1	144	57	49	9	5	36	106	8	1	.257
2010	Harrisburg	12-5	2.85	27	27	2	0	0	158.0	161	57	50	10	4	23	155	7	2	.261
2011	Syracuse	12-6	3.22	24	24	0	0	0	148.1	137	55	53	9	1	16	155	3	2	.241
	WASHINGTON	1-0	3.81	5	5	0	0	0	26.0	28	11	11	2	2	4	15	0	0	.283
2012	OAKLAND	13-10	3.74	31	31	1	0	0	190.0	207	90	79	24	4	36	137	2	0	.278
2013	Sacramento	0-0	1.74	2	2	0	0	0	10.1	16	5	2	0	0	1	15	0	0	.348
	OAKLAND	12-9	4.14	28	26	1	0	0	156.1	160	83	72	25	2	39	126	1	0	.258
2014	Sacramento	1-1	6.43	4	4	0	0	0	21.0	28	16	15	5	0	9	17	1	0	.318
	OAKLAND	6-3	3.55	16	16	0	0	0	96.1	91	42	38	12	4	26	61	0	0	.245
	Rochester	0-1	1.29	1	1	0	0	0	7.0	6	1	1	0	0	2	3	1	0	.240
	MINNESOTA	0-1	7.06	6	5	0	0	0	21.2	37	21	17	4	1	11	14	0	0	.363
Minor League Totals		38-24	3.13	98	93	2	0	0	555.0	555	219	193	37	10	96	500	20	5	.260
National League Totals		1-0	3.81	5	5	0	0	0	26.0	28	11	11	2	2	4	15	0	0	.283
American League Totals		31-23	3.99	81	78	2	0	0	464.1	495	236	206	65	11	112	338	3	0	.269
Major League Totals		32-23	3.98	86	83	2	0	0	490.1	523	247	217	67	13	116	353	3	0	.270



# MILONE'S CAREER FIELDING RECORD

POSITION	PCT	G	PO	A	E	TC	DP	PB
Pitcher	.958	86	17	51	3	71	4	—

# MILONE'S BATTING RECORD

BATTING	AVG	AB	R	H	2B	3B	HR	RBI	SH	SF	HB	BB	SO	SB	CS	OBP
Career	.174	23	4	4	0	0	1	6	4	0	0	0	4	0	0	.174

# MILONE'S DIVISION SERIES RECORD

YEAR	OPPONENT	W-L	ERA	G	GS	CG	SH	SV	IP	H	R	ER	HR	HB	BB	SO	WP	BK	BAA
2012	Detroit	0-0	1.50	1	1	0	0	0	6.0	5	1	1	0	1	1	6	1	0	.217

# TWINS BIGGEST INNINGS

INNING	RUNS	DATE	OPPONENT	SCORE	WINNER	LOSER
1	11	7-18-62	Cleveland	14-3	Stigman	Latman
2	10	8-6-12	at Cleveland	14-3	Diamond	McAllister
3	8	5x, last 5-22-01	Seattle	12-11	Wells	Abbott
4	11	8-5-77	Cleveland	14-10	Zahn	Monge
	10	4-30-85	at Detroit	11-2	Butcher	Wilcox
	10	6-28-92	at Oakland	10-2	S. Erickson	Campbell
5	11	5-20-94	Boston	21-2	Pulido	Hesketh
6	9	7-31-88	at Cleveland	12-4	Toliver	Farrell
		9-14-04	Chicago-AL	10-2	Santana	Garcia
		8-22-14	Detroit	20-6	Pressly	Ray
7	10	6-4-02	Cleveland	23-2	Reed	Drese
8	9	9-11-66	Baltimore	11-6	Worthington	S. Miller
		8-3-14	at Chicago-AL	16-3	Gibson	Guerra
9	7	9-3-73	at Kansas City	11-5	B. Campbell	Garber
		5-6-78	at Baltimore	8-7	Thayer	Stanhouse
10	11	6-21-69	at Oakland	14-4	Grzenda	Lindblad
11	6	8-5-62	at Detroit	8-3	Kaat	Nischwitz
		9-1-70	at Milwaukee	7-1	Kaat	Bolin
12	4	8-14-93(1)	at Oakland	5-1	Casian	Honeycutt
13	5	5-19-64	at New York-AL	7-2	Roland	Reniff
14	4	8-10-05	at Seattle	7-3	Nathan	Nelson
15	4	6-6-73	at Cleveland	7-3	Corbin	Johnson
16	5	8-16-05	at Chicago-AL	9-4	Romero	Adkins
18	4	7-19-69	at Seattle	11-7	Perry	Gelnar
22	1	8-31-93	Cleveland	5-4	Merriman	Grimsley





# RICKY NOLASCO

**HEIGHT/WEIGHT:** 6-2/235

**BATS/THROWS:** R/R

**BORN:** 12/13/82 in Corona, CA

**OPENING DAY AGE:** 32

**RESIDES:** Miami, FL

**ACQUIRED:** Signed as a free agent, 12/3/13

**M.L. SERVICE:** 8 years, 142 days

**CONTRACT STATUS:** Signed thru 2017

PLAYERS

RHP **47**

2014		GAME HIGHS		CAREER	
IP: 9.0, 5/2 vs. BAL	Walks: 4, 2x, last 5/30 at NYY		IP: 9.0, 8x, last 5/2/14 vs. BAL	Walks: 5, 7/28/06 at PHI	
SO: 9, 5/7 at CLE	CG: 1, 5/2 vs. BAL		SO: 16, 9/30/09 at ATL	CG: 10, last 5/2/14 vs. BAL	
Win Streak: 2, 5/30-6/4	Low-Hit: 3, 5/2 vs. BAL		Win Streak: 7, 8/1-9/9/13	Low-Hit: 2, 8/19/08 at SF	

**PERSONAL:** Carlos (Ricky) Enrique Nolasco...2001 graduate of Rialto (CA) High School, where he was a two-time All-State selection and a two-time League MVP...selected to play in North-South Game and the Daily Bulletin All-Star Game, after going 7-3 with 1.28 ERA and 110 strikeouts during senior year...was four year varsity letterman...brother, David, was a pitcher in the Milwaukee Brewers system in 2005.

## 2014:

- Made third career Opening Day start and Twins debut March 31 at Chicago-AL, allowing five runs on 10 hits in 6.0 innings pitched, two walks and four strikeouts and was dealt the loss.
- Earned first win as Twin April 12 vs. Kansas City, allowing one run on five hits in 8.0 innings pitched.
- Tossed 10th career complete game May 2 vs. Baltimore, allowing three runs on nine hits but was dealt the loss, the second complete game loss of his career.
- Placed on 15-day disabled list July 8 with a right elbow strain...made two rehab starts for Single-A Cedar Rapids August 5 and 10; returned from rehab and reinstated August 15.
- Threw season-high 117 pitches September 11 at Cleveland, tied for seventh most of career, allowing one run on six hits in 7.0 innings pitched but was issued the loss.
- Pitched 8.0 shutout innings September 16 vs. Detroit, but did not factor into the decision, allowing five hits, one walk and five strikeouts.
- Ranked second on Twins staff in strikeouts (115), and third in starts (27) and innings pitched (159.0).

**2013:** Was Marlins Opening Day starter April 1 at Washington, allowing two runs on three hits in 6.0 innings pitched and was dealt the loss...set season-high with 11 strikeouts twice — May 19 vs. Arizona and August 28 vs. Chicago-NL...struck out 1,000th batter of career in final start with Marlins July 3 at Atlanta, fanning Brian McCann in the sixth inning...acquired by Dodgers via trade July 6, along with an international signing bonus slot valued at \$197,000, in exchange for pitchers Steven Ames, Josh Wall and Angel Sanchez...at time of trade he was Marlins franchise leader in wins (81), starts (197), innings pitched (1225.2) and strikeouts (1001)...earned 10th win August 23 vs. Boston, pitching 8.0 shutout innings with two hits allowed...became one of eight major league pitchers to reach double digit victories in each of the last six seasons, joining Jered Weaver, Justin Verlander, CC Sabathia, James Shields, Mark Buehrle, Tim Lincecum and Zack Greinke...won career-high seven consecutive decisions August 1-September 9, going 7-0, 1.59 ERA (51.0 IP, 9 ER) in eight starts; streak included a record of 5-0, 1.64 ERA (38.1 IP, 7 ER) in six August starts...made first career Postseason start in Game 4 in NLDS, October 15 vs. St. Louis...allowed three runs on three hits in 4.0 innings pitched with one walk and four strikeouts; two of the three runs came on a Matt Holliday two-run homer...combined to go 13-11, 3.70 ERA (199.1 IP, 82 ER) with 46 walks and 165 strikeouts in 33 starts for Miami and Los Angeles-NL combined...went 8-3, 3.52 ERA (87.0 IP, 34 ER) in 16 games (15 starts) for the Dodgers...tied for second in the NL in starts (33), one of eight NL pitchers to reach 33 starts.

**2012:** Began season as Marlins number three starter...earned win on July 6 at St. Louis for 96th career quality start, breaking a tie with Dontrelle Willis for most quality starts in club history; also surpassed Willis (1,022.2) that night for most innings pitched in club history...set career-high with 20.1 innings without a walk, from second inning August 21 at Arizona until first inning September 9 at Washington...named NL Co-Player of Week September 3-9; second weekly honor of career, going 2-0, 0.56 ERA (16.0 IP, 1 ER), with 10 strikeouts and one walk in two starts, including a shutout September 9 at Washington...shutout Washington at home August 28 and in D.C. on September 9, winning by scores of 9-0 and 8-0, respectively; according to Elias, was first pitcher to throw a pair of shutouts in one season against the same team, each won by margin of eight-or-more runs, since the White Sox Britt Burns shutout the Indians by scores of 8-0 and 10-0 in 1985...set new single-season high with three complete games; previously had two each in 2009 and 11...had ninth-fewest walks among NL pitchers (min. 30 starts), despite setting single-season high with 47...finished season as franchise leader in wins (76), innings pitched (1,113.1), starts (179), quality starts (100) and strikeouts (911).



**2011:** Began season as Marlins number two starter...went 4-0 in first 10 starts April 2-May 24, posting a 3.04 ERA (68.0 IP, 23 ER) in that span... after June 1, went 6-12, 5.14 ERA (133.0 IP, 76 ER)...pitched two complete games, tying single season-high (2009), coming in a span of three starts — June 29 at Oakland to July 9 vs. Houston...allowed 12 of Atlanta's 13 hits, but surrendered just one run over 6.2 innings July 31 at Atlanta... struck out 758th batter of career August 23, 2011 vs. Cincinnati, becoming Marlins all-time strikeout leader, surpassing Dontrelle Willis (757).

**2010:** Began season as Marlins number two starter...won seven consecutive road starts June 23-August 17; according to Elias, he became the first National League pitcher since Carlos Zambrano in 2006 to win as many consecutive road starts in same season...went 10-3, 3.86 ERA (93.1 IP, 40 ER) in 15 road starts; 10 road wins tied Alex Fernandez for third-most in club history, behind Carl Pavano (12 in 2004) and Dontrelle Willis (11 in 2005)...won nine games pre-All-Star break, pairing with Josh Johnson to become only two pitchers in club history to record at least nine wins prior to break in same season; their nine first-half wins tied for fifth-most in franchise history...tore meniscus in right knee September 4, ending his season...went 14-2, 2.75 ERA (124.1 IP, 38 ER) in 18 starts of 6.0-plus innings pitched...went 10-0 in 10 starts when going 7.0-plus innings.

**2009:** Was Marlins Opening Day starter April 6 vs. Washington, first Opening Day start of career...struck out 16 September 30 at Atlanta, setting a club record; struck out side in innings 3-5, giving him nine straight strikeouts, which was one shy of major league record...became fourth pitcher ever and third in modern era to strike out nine straight, joining Tom Seaver (10, 1970), Jake Peavy (9, 2007) and Mickey Welch (9, 1884)...the 16 strikeouts were most by any pitcher in baseball since Johan Santana struck out 17 for Minnesota August 19, 2007 vs. Texas...Marlins previous record for strikeouts in a regular season game was 14...ranked seventh among NL starters in strikeouts and sixth in strikeouts-per-9.0 IP (9.49), which marked a Marlins single-season record...ranked 10th in NL in walks-per-9.0 IP (2.14).

**2008:** Spent entire season with Florida...earned Co-NL Player of the Week June 9-15...struck out 51 batters and walked just three from July 28-August 24; according to Elias, was seventh pitcher during expansion era (since 1961) to have a six-start span during which they struck out at least 50 batters while issuing no more than three walks, joining Jim Kaat (1967), Ferguson Jenkins (1970 and 71), Pedro Martinez (2000), Roy Oswalt (2001), Curt Schilling (2001 and 02) and Ben Sheets (2004)...pitched first career complete game shutout August 19 at San Francisco, snapping a stretch of 301 Marlins games without a complete game; previous complete game was by Anibal Sanchez September 16, 2006 at Atlanta...recorded 51 strikeouts in August, setting new franchise record for most strikeouts in any month, passing Kevin Brown's previous record of 47 in May of 1997...finished with 15 wins, becoming eighth starter in Marlins history to record 15-or-more wins in a season, also became 11th starter in franchise history to record 200.0-plus innings in a single season.

**2007:** Made Marlins Opening Day roster for second time in career...appeared in just five games due to two stints on disabled list, experiencing right elbow inflammation April 9-May 1 and again May 19-August 20.

**2006:** Made Marlins Opening Day roster for first time in career...made major league debut April 5 at Houston with 3.0 scoreless innings of relief, one hit allowed, two walks and two strikeouts...earned first major league win April 26 at Chicago-NL, pitching 2.0 scoreless innings of relief with one hit allowed and four strikeouts...recorded first major league hit, homering off Sean Marshall, May 22 vs. Chicago-NL; became second Marlins pitcher ever to homer for first hit, joining Tony Saunders, who homered off Tom Glavine for first hit May 8, 1997; became first pitcher in baseball to homer for first hit since Zack Greinke (Kansas City) June 10, 2005, and first NL pitcher to do so since John Van Benschoten (with Pittsburgh) August 23, 2004...finished tied for fourth among NL rookies in wins (11), fifth in innings (140.0), and seventh in starts (22) and strikeouts (99)...joined Scott Olsen (12), Josh Johnson (12) and Anibal Sanchez (10) to become first quartet of rookies in major league history to win at least 10 games; additionally, he, Olsen, Johnson, Sanchez and Dontrelle Willis (12) became first group of five Marlins pitchers to all record 10-or-more wins in a season.

**2005:** Spent first season with West Tennessee (Chicago-NL), and was traded to Florida December 7, along with pitchers Sergio Mitre and Renyel Pinto in exchange for outfielder Juan Pierre...won Southern League Pitcher of the Year Award and was a SL All-Star...won two SL Pitcher of the Week awards, the first July 4-10, going 1-0, 1.20 ERA in 15.0 IP, including a complete game; second award came August 29-September 5, going 2-0 in two starts (13.0 IP) and did not allow an earned run...led SL in strikeouts (173), tied for first in wins (14), and was third in ERA (2.89) and innings pitched (161.2)...named Second-Team minor league All-Star and Double-A All-Star by *Baseball America*...named Cubs minor league All-Star.

**2004:** Split season between Triple-A Iowa and Double-A West Tennessee (Chicago-NL), combining to go 8-7, 5.24 ERA (147.2 IP, 86 ER) in 28 starts with 143 strikeouts.

**2003:** Spent entire season at Single-A Dayton...named Florida State League Pitcher of the Month in July, going 4-0 with a 0.68 ERA.

**2002:** Spent second professional season at Single-A Boise...recorded 92 strikeouts in 90.2 innings pitched...named 16th best prospect in Northwest League by *Baseball America*.

**2001:** Began professional career with AZL Cubs and went 1-0, 1.50 ERA (18.0 IP, 3 ER) in five games (4 starts).

**PROFESSIONAL:** Selected by the Cubs in the fourth round of the 2001 First-Year Player Draft; signed by scouts Steve Fuller and Spider Jorgensen.



## NOLASCO'S PITCHING RECORD

YEAR	CLUB	W-L	ERA	G	GS	CG	SH	SV	IP	H	R	ER	HR	HB	BB	SO	WP	BK	BAA
2001	AZL Cubs	1-0	1.50	5	4	0	0	0	18.0	11	3	3	0	1	5	23	1	0	.175
2002	Boise	7-2	2.48	15	15	0	0	0	90.2	72	32	25	1	9	25	92	5	0	.214
2003	Daytona	11-5	2.96	26	26	1	0	0	149.0	129	58	49	7	8	48	136	12	1	.232
2004	Iowa	2-3	9.30	9	9	0	0	0	40.2	68	42	42	7	5	16	28	2	0	.393
	West Tennessee	6-4	3.70	19	19	0	0	0	107.0	104	50	44	13	6	37	115	5	1	.260
2005	West Tennessee	14-3	2.89	27	27	1	0	0	161.2	151	57	52	13	11	46	173	4	2	.245
2006	FLORIDA	11-11	4.82	35	22	0	0	0	140.0	157	86	75	20	10	41	99	7	0	.286
2007	FLORIDA	1-2	5.48	5	4	0	0	0	21.1	26	16	13	3	1	9	11	1	0	.321
	GCL Marlins	0-0	2.70	2	2	0	0	0	3.1	4	2	1	0	0	0	8	0	0	.286
	Jupiter	1-1	0.75	5	3	0	0	0	12.0	10	3	1	0	0	1	9	1	0	.217
	Carolina	0-1	6.00	1	1	0	0	0	3.0	2	3	2	0	0	1	2	0	0	.182
	Albuquerque	0-2	14.09	4	4	0	0	0	15.1	29	26	24	6	2	4	15	2	0	.392
2008	FLORIDA	15-8	3.52	34	32	1	1	0	212.1	192	88	83	28	6	42	186	1	3	.239
2009	New Orleans	1-1	2.40	2	2	1	0	0	15.0	12	4	4	0	0	3	12	1	0	.222
	FLORIDA	13-9	5.06	31	31	2	0	0	185.0	188	111	104	23	2	44	195	2	0	.259
2010	FLORIDA	14-9	4.51	26	26	1	0	0	157.2	169	82	79	24	2	33	147	5	0	.273
2011	FLORIDA	10-12	4.67	33	33	2	1	0	206.0	244	117	107	20	3	44	148	6	0	.295
2012	MIAMI	12-13	4.48	31	31	3	2	0	191.0	214	100	95	18	8	47	125	8	1	.285
2013	MIAMI	5-8	3.85	18	18	0	0	0	112.1	112	50	48	11	4	25	90	4	0	.261
	LOS ANGELES-NL	8-3	3.52	16	15	0	0	0	87.0	83	40	34	6	6	21	75	1	0	.247
2014	Cedar Rapids	0-0	2.89	2	2	0	0	0	9.1	10	3	3	1	0	1	8	0	0	.278
	MINNESOTA	6-12	5.38	27	27	1	0	0	159.0	203	96	95	22	5	38	115	5	0	.316
Minor League Totals		43-22	3.60	117	114	3	0	0	625.0	602	283	250	48	42	187	621	33	4	.253
National League Totals		89-75	4.37	229	212	9	4	0	1312.2	1385	690	638	153	42	306	1076	35	4	.270
American League Totals		6-12	5.38	27	27	1	0	0	159.0	203	96	95	22	5	38	115	5	0	.316
Major League Totals		95-87	4.48	256	239	10	4	0	1471.2	1588	786	733	175	47	344	1191	40	4	.275

## NOLASCO'S CAREER FIELDING RECORD

POSITION	PCT	G	PO	A	E	TC	DP	PB
Pitcher	.958	256	98	150	11	259	10	—

## NOLASCO'S BATTING RECORD

BATTING	AVG	AB	R	H	2B	3B	HR	RBI	SH	SF	HB	BB	SO	SB	CS	OBP
Career	.137	371	19	51	12	0	1	26	62	0	1	21	173	0	0	.186

## NOLASCO'S LEAGUE CHAMPIONSHIP SERIES RECORD

YEAR	OPPONENT	W-L	ERA	G	GS	CG	SH	SV	IP	H	R	ER	HR	HB	BB	SO	WP	BK	BAA
2013	St. Louis	0-1	6.75	1	1	0	0	0	4.0	3	3	3	1	0	1	4	0	0	.214





# EDUARDO NUNEZ

**HEIGHT/WEIGHT:** 6-0/193  
**BATS/THROWS:** R/R  
**BORN:** 6/15/87 in Santo Domingo, DR  
**OPENING DAY AGE:** 27  
**RESIDES:** Azua, DR  
**ACQUIRED:** Trade with New York-AL, 4/7/14  
**M.L. SERVICE:** 3 years, 90 days  
**CONTRACT STATUS:** Signed thru 2015

INF/OF

9

2014		GAME HIGHS		CAREER	
Hits: 4, 9/3 vs. CWS	HR: 1, 4x, last 9/4 vs. LAA		Hits: 4, 2x, last 9/3/14 vs. CWS	HR: 1, 14x, last 9/4/14 vs. LAA	
RBI: 3, 9/4 vs. LAA	Grand Slam: - -		RBI: 4, 2x, last 8/13/13 vs. LAA	Grand Slam: - -	
Hit-Strike: 5, 8/28-9/7	SB: 1, 9x, last 9/23 vs. ARI		Hit-Strike: 8, 9/26/11-4/17/12	SB: 3, 9/16/12 vs. TB	

**PERSONAL:** Eduardo Michelle Nunez...signed by New York-AL as an undrafted free agent, February 25, 2004...makes off-season home in Azua, Dominican Republic.

## 2014:

- Played 19 games for the Yankees in spring training, hitting .265 (13-for-49) with one double, one triple, one home run, four RBI and seven runs scored.
- Designated for assignment April 1.
- Acquired by Minnesota via trade April 7, in exchange for left-handed pitcher Miguel Sulbaran; optioned to Triple-A Rochester.
- Played in 11 games for Rochester, hitting .282 (11-for-39) with one double, one home run and six RBI.
- Made Twins debut as "26th man" for split double header April 17 vs. Toronto, going 1-for-3 with a walk, before being optioned back to Rochester.
- Recalled May 8 as the Twins optioned Pedro Florimon to Rochester.
- Placed on 15-day disabled list June 19, with right hamstring strain.
- Played four games on rehab assignment, going 4-for-10; returned from rehab and reinstated June 30.
- Tied career-high with four hits (second time in career) September 3 vs. Chicago-AL, falling a homer short of the cycle.
- Was successful in eight of final nine stolen base attempts July 4-September 25.
- Played 20 games at shortstop (17 starts), 20 at third base (12 starts), 16 in leftfield (10 starts), two in rightfield (1 start) and two at second base.
- Named to MLB All-Star roster for Japan All-Star series.

**2013:** Made his third career Opening Day roster with New York-AL...placed on the 15-day disabled list May 12 with a left oblique strain...transferred to the 60-day DL June 14...returned from rehab and reinstated from the 60-day DL July 6, missing 56 games...did not strike out over a stretch of 30 straight plate appearances from July 23-August 4...reached base safely a career-high five times, hitting a solo home run in the fourth and going 3-for-4 with one double, two walks and one stolen base August 7 at Chicago-AL...tied career-high with four RBI August 13 vs. Los Angeles-AL...left game August 27 at Toronto in the ninth inning with a sore right knee...missed three games August 28-31...underwent an MRI on his right knee at New York-Presbyterian Hospital on August 29, the results of which were negative...hit game-winning, two-run double in the eighth inning September 3 vs. Chicago-AL...hit safely in a season-high seven straight games from September 18-26, batting .333 (9-for-27) with two home runs and three RBI over the stretch...became the first player other than Derek Jeter to lead the team in starts at shortstop since Tony Fernandez in 1995 (101 starts)...following the season, played in five games for Toros del Este of the Dominican Baseball League, batting .150 (3-for-20).

**2012:** Hit .272 (26-for-89) with 14 runs, four doubles, one home run and 11 RBI in 38 games (13 starts at shortstop, five at third base, three in leftfield, three as DH and one at second base) over two stints with the Yankees (April 6-May 11 and September 1-October 3)...was one of only eight major leaguers to appear in at least one game at each of those six positions in 2012...had career-high eight-game hitting streak dating back to September 26, 2011 snapped April 18 vs. Minnesota...optioned to Triple-A Scranton/Wilkes-Barre May 11...recalled as a September call-up September 1...hit solo home run, his first of the year, September 15 vs. Tampa Bay off James Shields...stole career-high three bases September 16 vs. Tampa Bay...in 38 games with Scranton/WB, batted .227 (37-for-163) with 18 runs, two home runs and 16 RBI...placed on the DL May 20-July 23 with right thumb inflammation...played in six rehab games with the GCL Yankees and Single-A Tampa...following the season, appeared in 12 games with Toros del Este in the Dominican Winter League, batting .275 (14-for-51).

**2011:** Appeared in the outfield for the first time in his professional career April 25 vs. Chicago-AL, entering the game as a pinch-runner in the eighth inning and remaining in the game in leftfield...committed two errors April 28 vs. Chicago-AL and again in his next start May 5 at Detroit, starting at short in both games; according to Elias, since 1920, the only other Yankees shortstops to make at least two errors in consecutive games



played were Frank Crosetti (twice, 1936 and 45) and Mark Koenig (twice, 1927 and 28)...made 17 consecutive starts at shortstop June 14-July 2 while Derek Jeter was on the 15-day disabled list, batting .339 (20-for-59) with five runs, five doubles, two home runs, seven RBI and four walks during the stretch, with the Yankees going 14-3...went 2-for-4 with a home run, a walk and two stolen bases June 15 vs. Texas on his 24th birthday; according to the Elias Sports Bureau, since Yogi Berra homered on his 22nd birthday in 1947, the only other Yankee younger than Nunez to hit a birthday homer was Rusty Torres on his 23rd birthday in 1971...set a career-high with four hits July 1 at New York-NL...hit .261 (29-for-111) with 16 runs, five doubles, one triple, one home run and 12 RBI in 35 games July 9-August 20 while Alex Rodriguez was on the 15-day disabled list, making 23 starts at third base during the stretch...hit in the leadoff position in the batting order for the first time in his career September 7 vs. Baltimore...appeared in one ALDS game vs. Detroit as a pinch runner, stealing a base in the Game 3 loss at Comerica Park...committed a team-high 20 errors (14 at shortstop, six at third base), fourth-most in the AL.

**2010:** Recorded the third-highest average (.289) among all Yankees farmhands and led all Scranton/WB batters in hits (134), doubles (25) and stolen bases (23)...at the time of his recall, was leading the International League in hits...named to the International League Postseason All-Star team as the league's top shortstop...selected to the IL midseason All-Star team, starting at short and going 0-for-2 in the IL's 2-1 victory...recalled from Triple-A Scranton/WB August 19 when Lance Berkman went on the 15-day DL...made major league debut that night, entering the game defensively in the seventh at short going 0-for-1...made first major league start (at third base) in August 21 win vs. Seattle, going 1-for-3 with a run and RBI; collected first hit with go-ahead RBI-single off Jason Vargas in the seventh inning...made 11 starts from August 21-September 4 (9 at third base and 2 at shortstop) while Alex Rodriguez was on the disabled list...following the season, was named by *Baseball America* as the Yankees eighth best prospect...selected by the publication as the best defensive infielder and as having the best infield arm in the organization...batted .348 (8-for-23) with two RBI in seven games with the Toros del Este in the Dominican Winter League following the season...missed time after a ball he bunted ricocheted off his face.

**2009:** Set career-highs in hits (16), doubles (26) and home runs (9) in his first season at Double-A Trenton (New York-AL)...ranked second in the Eastern League in hits and third in batting average...committed 33 errors, most among EL players...named the top shortstop in the EL, earning a spot on the Postseason All-Star team...was starting shortstop for the North Division in the Eastern League midseason All-Star Game...appeared in four games with Toros del Este in the Dominican Winter League, going 2-for-10 (.200).

**2008:** Spent the entire season with Single-A Tampa (New York-AL), batting .271 with 18 doubles, six home runs and 42 RBI in 94 games...appeared in 92 games at short...hit .269 (28-for-104) against left-handed pitchers and .271 (73-for-269) off right-handers.

**2007:** Combined to hit .251 with 15 doubles, two home runs and 41 RBI in 121 games with Single-A Charleston (New York-AL) and Tampa...began the season with the RiverDogs and was named the starting shortstop for the North Division in the South Atlantic League All-Star Game...promoted to Tampa July 30.

**2006:** Combined to hit .214 in 127 games with Tampa and Charleston...began season with Tampa and batted .184 in 37 games before being transferred to Charleston May 18...hit .227 with 16 stolen bases in 90 games with RiverDogs.

**2005:** Selected to participate in the NY-Penn League All-Star Game, going 1-for-3 with a run and RBI...ranked third in the NYPL in hits (88), tied for third in triples (6), fourth in games played (73), fourth in at-bats (281) and ninth in average (.313)...following the season, was named the sixth best prospect in the Yankees organization by *Baseball America*.

**2004:** Played in 63 games with the DSL Yankees 1, batting .249 with seven doubles and 33 RBI.

**PROFESSIONAL:** Signed by New York-AL as an undrafted free agent, February 25, 2004.

NUNEZ'S BATTING RECORD																			
YEAR	CLUB	AVG	G	AB	R	H	2B	3B	HR	RBI	SH	SF	HB	BB	SO	SB	CS	E	OBP
2004	DSL Yankees1	.215	57	191	29	41	9	5	3	20	2	0	4	27	41	16	6	0	.324
2005	Staten Island	.313	73	281	37	88	11	6	3	46	6	0	3	20	43	6	3	28	.365
2006	Tampa	.184	37	147	17	27	5	3	4	26	4	2	0	8	28	6	1	14	.223
	Charleston	.227	90	344	36	78	11	3	2	40	0	2	2	23	48	16	5	26	.278
2007	Charleston	.238	91	328	36	78	10	2	1	28	2	3	2	25	42	20	8	27	.293
	Tampa	.285	30	123	16	35	5	0	1	13	0	1	3	7	18	9	0	6	.336
2008	Tampa	.271	94	373	45	101	18	3	6	42	5	4	1	19	48	14	10	19	.305
2009	Trenton	.322	123	497	70	160	26	1	9	55	4	4	1	22	63	19	7	33	.349
2010	Scranton/WB	.289	118	464	55	134	25	3	4	50	3	2	5	32	60	23	5	14	.340
	NEW YORK-AL	.280	30	50	12	14	1	0	1	7	0	0	0	3	2	5	0	1	.321
2011	NEW YORK-AL	.265	112	309	38	82	18	2	5	30	6	1	0	22	37	22	6	20	.313
2012	GCL Yankees	.200	4	10	1	2	0	0	1	1	0	0	0	0	0	0	0	0	.200
	Tampa	.286	2	7	2	2	0	0	0	0	0	0	0	0	0	1	1	0	.286
	Scranton/WB	.227	38	163	18	37	4	0	2	16	0	2	0	7	28	16	3	5	.256
	NEW YORK-AL	.292	38	89	14	26	4	1	1	11	0	4	1	6	12	11	2	7	.330
2013	Tampa	.333	3	3	2	1	0	0	0	0	0	0	0	2	2	0	0	0	.600
	Charleston	.400	2	5	1	2	0	0	0	0	0	0	0	1	0	1	0	1	.500
	Trenton	.375	2	8	1	3	0	0	0	1	0	0	0	1	2	0	0	0	.444
	NEW YORK-AL	.260	90	304	38	79	17	4	3	28	4	5	3	20	51	10	3	14	.307
2014	Rochester	.282	11	39	7	11	1	0	1	6	0	1	0	1	8	1	0	2	.293
	New Britain	.400	4	10	1	4	0	1	0	0	0	0	0	3	2	1	0	1	.538
	MINNESOTA	.250	72	204	26	51	7	4	4	24	3	0	1	5	31	9	3	7	.271
Minor League Totals		.269	779	2993	374	804	125	27	37	344	26	21	21	198	432	151	48	176	.316
Major League Totals		.264	342	956	128	252	47	11	14	100	13	10	5	56	133	57	14	49	.305



### NUNEZ'S CAREER FIELDING RECORD

POSITION	PCT	G	PO	A	E	TC	DP	PB
Shortstop	.943	172	180	353	32	565	69	—
Third Base	.920	98	51	110	14	175	10	—
Second Base	.981	22	19	33	1	53	5	—
Outfield	.955	26	40	2	2	44	1	—
<b>Totals</b>	<b>.941</b>	<b>318</b>	<b>290</b>	<b>498</b>	<b>49</b>	<b>837</b>	<b>85</b>	<b>—</b>

### NUNEZ'S DIVISION SERIES RECORD

YEAR	OPPONENT	AVG	G	AB	R	H	2B	3B	HR	RBI	SH	SF	HB	BB	SO	SB	CS	E	OBP
2011	Detroit	.000	1	0	0	0	0	0	0	0	0	0	0	0	0	1	0	0	.000
2012	Baltimore	.200	3	5	2	1	1	0	0	0	0	0	0	0	0	0	0	0	.200
<b>Division Series Totals</b>		<b>.200</b>	<b>4</b>	<b>5</b>	<b>2</b>	<b>1</b>	<b>1</b>	<b>0</b>	<b>0</b>	<b>0</b>	<b>0</b>	<b>0</b>	<b>0</b>	<b>0</b>	<b>0</b>	<b>1</b>	<b>0</b>	<b>0</b>	<b>.200</b>

### NUNEZ'S LEAGUE CHAMPIONSHIP SERIES RECORD

YEAR	OPPONENT	AVG	G	AB	R	H	2B	3B	HR	RBI	SH	SF	HB	BB	SO	SB	CS	E	OBP
2012	Detroit	.333	2	6	2	2	0	1	1	1	0	0	0	0	0	1	0	1	.333

### MAJOR LEAGUE ALL-TIME TEAM BATTING LEADERS

#### MAJOR LEAGUE BASEBALL HITTING RANKS SINCE THE MINNESOTA TWINS 1961 INCEPTION

##### AVERAGE

1. Colorado Rockies ..... 276
2. Boston Red Sox ..... 269
3. Kansas City Royals ..... 265
4. **Minnesota Twins..... 265**
5. New York Yankees ..... 264

##### HITS

1. Boston Red Sox ..... 79,734
2. **Minnesota Twins..... 78,290**
3. New York Yankees ..... 77,864
4. St. Louis Cardinals ..... 77,685
5. Cleveland Indians ..... 76,919

##### RUNS

1. Boston Red Sox ..... 41,448
2. New York Yankees ..... 40,734
3. Detroit Tigers ..... 39,315
4. **Minnesota Twins ..... 38,796**
5. Texas Rangers ..... 38,628

##### DOUBLES

1. Boston Red Sox ..... 15,683
2. **Minnesota Twins ..... 14,096**
3. Cincinnati Reds ..... 14,092
4. Pittsburgh Pirates ..... 13,814
5. St. Louis Cardinals ..... 13,773

##### ON-BASE PERCENTAGE

1. Colorado Rockies ..... .342
2. Boston Red Sox ..... .339
3. New York Yankees ..... .335
4. **Minnesota Twins..... .330**
5. St. Louis Cardinals..... .329

##### TRIPLES

1. Pittsburgh Pirates ..... 2,285
2. St. Louis Cardinals ..... 2,151
3. Philadelphia Phillies ..... 2,114
4. **Minnesota Twins..... 2,015**
5. Detroit Tigers ..... 1,982





# LESTER OLIVEROS

**HEIGHT/WEIGHT:** 6-0/234  
**BATS/THROWS:** R/R  
**BORN:** 5/28/88 in Maracay, VZ  
**OPENING DAY AGE:** 26  
**RESIDES:** Maracay, VZ  
**ACQUIRED:** Trade with Detroit, 8/16/11  
**M.L. SERVICE:** 91 days  
**CONTRACT STATUS:** Signed thru 2015

**RHP 49**

2014				GAME HIGHS				CAREER			
IP: 1.2, 9/26 at DET		Walks: 2, 9/7 vs. LAA			IP: 2.2, 9/3/11 at LAA		Walks: 2, 3x, last 9/7/14 vs. LAA				
SO: 2, 2x, last 9/22 vs. ARI		CG: --			SO: 3, 9/3/11 at LAA		CG: --				
Win Streak: --		Low-Hit: --			Win Streak: --		Low-Hit: --				

**PERSONAL:** Lester Jesus (Blanco) Oliveros (pronounced ah-lah-VAIR-ohs)...signed as a 17-year old out of Maracay, Aragua, Venezuela in 2005.

## 2014:

- Was invited to Twins spring training, reassigned to minor league camp March 9.
- Started season with Double-A New Britain.
- Appeared in 26 games for the Rock Cats, going 3-1, 0.89 ERA (30.1 IP, 3 ER) with 12 saves in 13 opportunities...posted a 0.56 ERA (16.0 IP, 1 ER) in final 14 appearances for Rock Cats.
- Transferred to Triple-A Rochester June 25...at time of promotion, led Eastern League relievers in opponent batting average (.162), third in saves (12) and fifth in strikeouts-per-9.0 IP (10.68).
- Struck out multiple batters in 15 straight appearances for Red Wings July 20-August 27.
- Posted Rochester team-high 20.2 scoreless inning streak July 29-August 27, allowing 13 hits, seven walks and 32 strikeouts during the streak.
- Posted a 13.25 strikeouts-per-9.0 IP ratio at Rochester, striking out 52 in 35.1 innings pitched.
- Had contract selected from Rochester September 2.
- Made season debut and second career Twins appearance September 2 vs. Chicago-AL, allowing two home runs (Viciedo and Flowers) in 0.1 innings pitched, his first home runs allowed all season after not allowing one in 50 games between New Britain and Rochester combined.

**2013:** Missed most of season recovering from "Tommy John" surgery, a procedure he had in August of 2012...pitched in six games for GCL Twins in rehab assignment, pitching 6.1 scoreless innings with two saves...returned from rehab assignment and reported to Triple-A Rochester but did not pitch.

**2012:** Started season with Double-A New Britain and allowed just three runs in 19.0 innings (1.42 ERA) before being promoted to Triple-A Rochester May 15...nine of first 11 appearances for Red Wings were scoreless May 16-June 9...recalled by Twins June 14...appeared in one game before being optioned back to Rochester June 15...posted a 1.69 ERA (10.2 IP, 2 ER) in six games for Red Wings in July...underwent "Tommy John" surgery on right elbow August 29, ending his season...was non-tendered November 30 and re-signed to a minor league contract December 4.

**2011:** Started season with Double-A Erie (Detroit), going 2-0, 0.56 ERA (16.0 IP, 1 ER) with four walks and 27 strikeouts in 10 appearances...promoted to Triple-A Toledo May 5...appeared in 17 games for the Mud Hens before being recalled by Detroit July 1...made major league debut that night vs. San Francisco, tossing 1.0 scoreless inning and allowing one hit, one walk and recording two strikeouts...appeared in nine games for the Tigers before being optioned back to Toledo July 24...transferred to Erie for one game August 12...acquired by Twins as the player to be named later, along with minor league pitcher Cole Nelson, in exchange for outfielder Delmon Young August 16...reported to Triple-A Rochester and appeared in two games...recalled by Minnesota when Nick Blackburn was placed on the 15-day disabled list August 22...made Twins debut, allowing one run on two hits in 2.0 innings of relief August 23 vs. Baltimore...appeared in 10 games for Twins...posted a 1.69 ERA (10.2 IP, 2 ER) with opponents batting .222 (8-for-36) in final eight appearances August 30-September 25...rated as having the best fastball in the Twins minor league system by *Baseball America* entering the 2012 season.

**2010:** Started season with Single-A Lakeland (Detroit)...did not pitch April 21-May 1, and May 7-23 with right biceps tendinitis...recorded 0.87 ERA (10.1 IP, 1 ER) with 14 strikeouts in final 10 outings with Lakeland May 26-July 24...promoted to Double-A Erie June 26...posted 1.29 ERA (14.0 IP, 2 ER) with 25 strikeouts in a 13-game stretch July 24-August 22...led all Tigers minor league pitchers with 23 saves between Lakeland and Erie...named 17th best prospect in Tigers organization following the season by *Baseball America*...pitched in Venezuelan Winter League with Anzoategui after the season, going 2-1, 3.86 ERA (25.2 IP, 11 ER) with 20 strikeouts in 16 games.

**2009:** Started season with Single-A Lakeland...posted 1.86 ERA (9.2 IP, 2 ER) in seven games in April...finished 2-1 with a 2.08 ERA (13.0 IP, 3 ER) and 15 strikeouts in eight appearances during June...posted a record of 1-1, 0.66 ERA (13.2 IP, 1 ER) with 13 strikeouts in eight outings during



August...promoted to Triple-A Toledo on September 3 and played one game with Mud Hens...finished 0-1 with a 5.75 ERA (20.1 IP, 13 ER) and 19 strikeouts in 16 outings with Anzoategui in Venezuelan Winter League following the season.

**2008:** Started season with Single-A Oneonta (Detroit)...compiled a 0.54 ERA (16.2 IP, 1 ER) with 29 strikeouts over final 11 outings with Oneonta June 28-August 11...struck out a season-high five batters July 6 vs. State College...transferred from Oneonta to Lakeland August 13.

**2007:** Spent season with VZL Tigers for the second consecutive year...topped all Venezuelan Summer League relievers with 13.85 strikeouts-per-9.0 IP, was second with 9.86 baserunners-per-9.0 IP and fourth with .181 batting average against...did not allow a run in 13 straight outings June 16-July 21, striking out 25 batters in 15.1 scoreless innings...struck out a season-high six batters July 9 at VZL Devil Rays/Reds...led Venezuelan Summer League with 19 saves while tied for third with 27 appearances...appeared in four games with Anzoategui in the Venezuelan Winter League, tossing 4.0 scoreless innings of relief.

**2006:** Spent season with VZL Tigers...ranked fourth among all Venezuelan Summer League relievers with a .188 batting-average-against...struck out a season-high six batters July 24 at VZL Reds.

**PROFESSIONAL:** Signed by the Tigers as an undrafted free agent October 25, 2005; signed by scout Ramon Pena.

OLIVEROS' PITCHING RECORD																			
YEAR	CLUB	W-L	ERA	G	GS	CG	SH	SV	IP	H	R	ER	HR	HB	BB	SO	WP	BK	BAA
2006	VSL Tigers	1-3	2.72	20	2	0	0	4	39.2	29	16	12	2	7	20	46	4	1	.193
2007	VSL Tigers	2-0	1.41	27	0	0	0	19	38.1	25	6	6	0	4	13	59	4	2	.181
2008	Oneonta	1-2	1.74	15	0	0	0	4	20.2	15	4	4	1	0	6	34	0	0	.197
	Lakeland	1-1	4.22	5	0	0	0	0	10.2	12	8	5	0	4	9	3	0	0	.293
2009	Lakeland	4-2	4.17	34	0	0	0	2	54.0	53	27	25	5	4	16	58	2	1	.249
	Toledo	0-0	0.00	1	0	0	0	0	2.0	2	0	0	0	0	1	3	0	0	.250
2010	Lakeland	0-1	1.89	20	0	0	0	9	19.0	13	5	4	0	2	6	24	2	0	.194
	Erie	1-2	4.97	24	0	0	0	14	25.1	20	14	14	3	2	21	36	0	1	.217
2011	Erie	2-0	0.53	10	0	0	0	0	17.0	11	1	1	0	1	4	28	1	0	.193
	Toledo	1-3	6.43	22	0	0	0	5	28.0	37	20	20	7	0	17	26	1	0	.316
	DETROIT	0-0	5.63	9	0	0	0	0	8.0	8	5	5	0	0	4	4	1	0	.258
	Rochester	0-0	3.00	2	0	0	0	0	3.0	2	1	1	1	0	0	4	0	0	.182
	MINNESOTA	0-0	4.05	10	0	0	0	0	13.1	13	6	6	0	0	7	9	0	0	.277
2012	New Britain	1-1	1.42	13	0	0	0	2	19.0	10	3	3	0	0	7	16	1	0	.164
	Rochester	1-2	3.07	19	0	0	0	6	29.1	24	10	10	2	0	8	35	0	0	.229
	MINNESOTA	0-0	5.40	1	0	0	0	0	1.2	1	1	1	0	0	1	1	0	0	.167
2013	GCL Twins	0-0	0.00	6	0	0	0	2	6.1	4	0	0	0	0	3	8	0	0	.200
2014	New Britain	3-1	0.89	26	0	0	0	12	30.1	17	6	3	0	3	14	36	2	0	.162
	Rochester	1-2	2.29	24	0	0	0	6	35.1	27	10	9	0	1	13	52	1	0	.208
	MINNESOTA	0-1	7.11	7	0	0	0	0	6.1	6	5	5	2	0	3	5	2	0	.261
Minor League Totals		19-20	2.79	268	2	0	0	85	378.0	301	131	117	21	28	158	468	18	5	.216
Major League Totals		0-1	5.22	27	0	0	0	0	29.1	28	17	17	2	0	15	19	3	0	.262

OLIVEROS' CAREER FIELDING RECORD								
POSITION	PCT	G	PO	A	E	TC	DP	PB
Pitcher	1.000	27	0	3	0	3	1	—

QUALIFYING NUMBERS

To qualify for the batting championship, a player must have a minimum of 502 plate appearances or 3.1 plate appearances-per-number of his team's games.

To qualify for the ERA title a pitcher must have at least 162.0 innings pitched.

To qualify for the fielding championship, a player must have the highest percentage at his position and

(1) a catcher must have played in at least 81 games.

(2) an infielder or outfielder must have played in at least 108 games.

(3) a pitcher must have at least 162.0 innings pitched.





# RYANO'ROURKE

**HEIGHT/WEIGHT:** 6-3/228  
**BATS/THROWS:** R/L  
**BORN:** 4/30/88 in Worcester, MA  
**OPENING DAY AGE:** 26  
**RESIDES:** Worcester, MA  
**ACQUIRED:** 13th round, 2010 First-Year Player Draft  
**M.L. SERVICE:** None  
**CONTRACT STATUS:** Signed thru 2015

NON-ROSTER INVITE

LHP **73**

**PERSONAL:** Ryan Patrick O'Rourke...2006 graduate of St. John's (MA) High School...attended Merrimack College for four years from 2007-10, going 13-7, 1.95 ERA (189.0 IP, 41 ER) with 53 walks and 193 strikeouts in 34 games (22 starts).

## 2014:

- Began season with Double-A New Britain.
- Did not allow a run in 13 straight appearances (8.0 IP) May 17-June 27; allowed just two runs in a 22-game span May 17-July 25, posting a 1.38 ERA during that time.
- 25 of 50 outings for Rock Cats were less than 1.0 inning pitched.
- Held left-handed hitters to a .103 (7-for-68) batting average with 41 strikeouts and four walks for the Rock Cats.
- Promoted to Triple-A Rochester August 31 and made one appearance for the Red Wings, pitching 1.0 scoreless inning of relief that day at Pawtucket.
- Combined to go 2-4, 3.89 ERA (41.2 IP, 18 ER) with 16 walks and 53 strikeouts in 51 games between both levels.
- Pitched for Aguilas del Zulia in the Venezuelan Winter League, going 1-1, 3.55 ERA (12.2 IP, 5 ER) in 21 games.

**2013:** Began season with Single-A Ft. Myers...placed on 7-day disabled list April 20 with left ribcage muscle strain; reinstated May 26...pitched 16.0 scoreless innings to begin season April 4-June 8...promoted to Double-A New Britain July 17...combined to go 5-3, 3.15 ERA (45.2 IP, 16 ER) with 15 walks and 40 strikeouts in 34 starts between both levels combined.

**2012:** Began season with Single-A Beloit...went 2-5, 5.59 ERA (56.1 IP, 35 ER) for the Snappers, holding left-handed hitters to a .161 (9-for-56) batting average...promoted to Single-A Ft. Myers July 28...combined to go 2-6, 5.57 ERA (74.1 IP, 46 ER) in 38 games (2 starts) at both levels combined.

**2011:** Spent second professional season with Single-A Beloit...posted a 1.55 ERA (40.2 IP, 7 ER) in 16 appearances in May and June combined...went 0-1, 1.85 ERA (24.1 IP, 5 ER) in 17 relief appearances and 5-4, 3.56 ERA (86.0 IP, 34 ER) in 17 starts...struck out eight-plus in six of 17 starts...named a MiLB.com Twins Organizational All-Star.

**2010:** Spent first professional season with Rookie Elizabethton, going 1-3, 5.10 ERA (42.1 IP, 24 ER) with seven walks and 39 strikeouts in 13 games (5 starts).

**PROFESSIONAL:** Selected by the Twins in the 13th round of the 2010 First-Year Player Draft; signed by scout John Wilson.

## O'Rourke's Pitching Record

YEAR	CLUB	W-L	ERA	G	GS	CG	SH	SV	IP	H	R	ER	HR	HB	BB	SO	WP	BK	BAA
2010	Elizabethton	1-3	5.10	13	5	0	0	0	42.1	52	26	24	2	3	7	39	3	0	.306
2011	Beloit	5-5	3.18	34	17	0	0	1	110.1	116	45	39	7	2	32	107	5	2	.272
2012	Beloit	2-5	5.59	29	2	0	0	2	56.1	61	38	35	7	0	16	56	6	0	.272
	Ft. Myers	0-1	5.50	9	0	0	0	0	18.0	22	13	11	1	1	4	16	3	0	.297
2013	Ft. Myers	5-1	2.22	17	0	0	0	3	28.1	19	7	7	3	0	8	21	2	0	.190
	New Britain	0-2	4.67	17	0	0	0	2	17.1	15	10	9	0	0	7	19	3	0	.238
2014	New Britain	2-4	3.98	50	0	0	0	4	40.2	36	24	18	5	0	16	52	1	0	.232
	Rochester	0-0	0.00	1	0	0	0	0	1.0	1	0	0	0	0	0	1	1	0	.250
Minor League Totals		15-21	4.09	170	24	0	0	12	314.1	322	163	143	25	6	90	311	24	2	.265





# DANNY ORTIZ

**HEIGHT/WEIGHT:** 5-11/186  
**BATS/THROWS:** L/L  
**BORN:** 1/5/90 in Caguas, PR  
**OPENING DAY AGE:** 25  
**RESIDES:** Cayey, PR  
**ACQUIRED:** 4th round, 2008 First-Year Player Draft  
**M.L. SERVICE:** None  
**CONTRACT STATUS:** Signed thru 2015

NON-ROSTER INVITE

OF **77**

**PERSONAL:** Daniel Ortiz...attended Benjamin Harrison High School in Cayey, Puerto Rico.

## 2014:

- Began season with Double-A New Britain.
- Named Twins minor league Player of the Month in May, hitting .388 (40-for-103) with 12 doubles, two triples, four home runs and 23 RBI in 28 games.
- Hit safely in 23 of final 26 games for Rock Cats May 4-June 1, hitting .398 (41-for-103) with 17 extra-base hits in those games.
- Promoted to Triple-A Rochester June 3.
- Hit first Triple-A home run in second game June 4 (Game 2) vs. Charlotte.
- Hit go-ahead grand slam in eighth innings June 19 vs. Pawtucket, was first career grand slam.
- Hit second grand slam July 20 at Norfolk; set career-high with five RBI.
- Named Twins minor league Player of the Week August 8, hitting .455 (10-for-22) with three doubles, a home run, five RBI and seven runs scored in six games.
- Hit .324 (23-for-71) with six doubles, two home runs and nine RBI in 24 August games.
- Played for Indios de Mayaguez in Puerto Rican Winter League, hitting .247 (18-for-73) in 17 games.

**2013:** Spent entire season with Double-A New Britain playing in 133 of the team's 142 games...named Eastern League Midseason All-Star...named Twins minor league Player of the Week August 2, hitting .350 (7-for-20) with two home runs and nine RBI in five games...led team in games played (133) and was second in hits (125), doubles (27) and RBI (60), and tied for second in triples (4)...played for Mayaguez in the Puerto Rican Winter League and was named a PWL Postseason All-Star.

**2012:** Started season with Single-A Beloit...hit .299 (26-for-87) in 22 games for the Snappers...promoted to Single-A Ft. Myers April 30...named Florida State League Player of the Week July 2-8, hitting .333 (10-for-30) with two doubles, one triple, three home runs and nine RBI in seven games...reached base via hit or walk in 18 straight games August 4-31, hitting .441 (30-for-68) with a .480 on-base percentage in that span...played in 40 games for Mayaguez in the Puerto Rican Winter League, hitting .331 (44-for-133) with nine doubles, 19 RBI and 18 runs scored.

**2011:** Played entire season with Single-A Beloit...hit .377 (26-for-69) with seven doubles and six home runs in 20 April games...recorded second career two-homer game April 30 vs. Peoria...named Midwest League midseason All-Star...played for Mayaguez in the Puerto Rican Winter Leagues.

**2010:** Finished season second on Rookie Elizabethton in home runs (11), total bases (119) and RBI (43), and third in games (62) and at-bats (239).

**2009:** Missed entire season due to surgery on left knee.

**2008:** Spent entire season with GCL Twins...hit first professional home run August 18 vs. GCL Pirates...led club in triples (5) and RBI (27).

**PROFESSIONAL:** Selected by the Twins in the fourth round of the 2008 First-Year Player Draft; signed by scout Hector Otero.

## ORTIZ'S PLAYING RECORD

YEAR	CLUB	AVG	G	AB	R	H	2B	3B	HR	RBI	SH	SF	HB	BB	SO	SB	CS	E	OBP
2008	GCL Twins	.274	48	186	22	51	11	5	2	27	1	2	5	11	30	4	0	1	.328
2009	DID NOT PLAY - INJURED																		
2010	Elizabethton	.259	62	239	35	62	16	4	11	43	0	6	2	14	60	1	0	4	.299
2011	Beloit	.239	129	468	58	112	33	4	10	71	1	6	2	37	96	7	5	6	.294
2012	Beloit	.299	22	87	8	26	4	0	2	13	2	0	1	4	15	3	4	1	.337
	Ft. Myers	.269	97	375	55	101	24	5	8	35	3	2	3	22	67	4	4	1	.313
2013	New Britain	.258	133	484	63	125	27	4	12	60	2	4	4	27	88	1	4	9	.301
2014	New Britain	.324	49	182	22	59	16	2	4	31	1	1	1	4	34	3	1	4	.340
	Rochester	.256	73	242	36	62	13	3	8	33	0	2	1	9	51	0	0	3	.283
Minor League Totals		.264	613	2263	299	598	144	27	57	313	10	23	19	128	441	23	18	29	.306





# MIKE PELFREY

**HEIGHT/WEIGHT:** 6-7/240

**BATS/THROWS:** R/R

**BORN:** 1/14/84 at Wright-Patterson AFB, OH

**OPENING DAY AGE:** 31

**RESIDES:** Wichita, KS

**ACQUIRED:** Signed as free agent, 12/23/13

**M.L. SERVICE:** 7 years, 122 days

**CONTRACT STATUS:** Signed thru 2015

**RHP 37**

2014			GAME HIGHS		CAREER	
IP: 5.1, 4/4 at CLE	Walks: 5, 4/17 vs. TOR			IP: 9.0, 5x, last 7/27/11 at CIN	Walks: 6, 8/25/13 at CLE	
SO: 3, 2x, last 4/10 vs. OAK	CG: --			SO: 8, 3x, last 4/9/12 vs. WAS	CG: 4, last 7/27/11 at CIN	
Win-Streak: --	Low-Hit: --			Win-Streak: 7, 6/16-7/25/08	Low-Hit: 3, 8/20/08 vs. ATL	

**PERSONAL:** Michael Alan Pelfrey (pronounced PELL-free)...wife, Angela...son, Chase (8/6/09), and daughters, Madison Caroline (2/4/11) and Avery Layne (9/29/14)...2002 graduate of Heights High School in Wichita, KS...four-year captain on the baseball team and played one year of basketball...named 2001 Kansas Gatorade Player of the Year, a 2001 Rawlings District-V All-American and the 2002 Proline Kansas Player of the Year...named All-State in baseball in 2001 and 02...helped Team USA win a gold medal at the FISU II World University Baseball Championship in Tainan, Taiwan in 2004, going 1-1 with 20 strikeouts in 16.2 innings pitched in three starts.

## 2014:

- Made seventh career Opening Day roster, and second with Minnesota, as club's number four starter.
- Went 0-3, 7.99 ERA (23.2 IP, 21 ER) in five starts before being placed on the 15-day disabled list May 3 with a left groin strain.
- Made two rehab starts with Triple-A Rochester May 16-23, going 1-0, 0.90 ERA (10.0 IP, 1 ER).
- Had season-ending surgery to clean up scar tissue in right elbow that was causing pressure on ulnar nerve; surgery performed by Dr. James Andrews on June 10.
- Wife Angela gave birth to couple's third child daughter Avery Layne September 29.

**2013:** Opened season with Minnesota after signing as a free agent December 20, 2012...made Twins debut April 4 vs. Detroit, allowing two runs (none earned) on five hits in 5.2 innings pitched and earned the win...posted a 6.11 ERA (70.2 IP, 48 ER) in first 14 starts April 4-June 18; posted a 3.45 ERA (62.2 IP, 24 ER) 6-August 31...set career-high with six walks August 25 at Cleveland...set season-high with seven strikeouts three times, one short from tying his career-high...ranked second on the Twins staff in innings pitched (152.2 IP) and tied for first in strikeouts (101)...signed a two-year contract with the Twins as a free agent December 23.

**2012:** Opened season as New York-NL number four starter, making first start April 9 vs. Washington, allowing three runs on 10 hits in 5.2 innings with one walk and eight strikeouts but did not factor into the decision...experienced right elbow discomfort in third start; allowed one run on six hits in 8.0 innings pitched April 21 vs. San Francisco...placed on the 15-day disabled list and had "Tommy John" surgery on right elbow May 1, a procedure performed by Dr. James Andrews in Gulf Breeze, FL.

**2011:** Made first career Opening Day start April 1 at Florida, suffering the loss, allowing five runs in 4.1 innings pitched...went 2-1, 3.09 ERA (35.0 IP, 12 ER) with opponents batted .217 in five May starts...pitched third career complete game June 18 vs. Los Angeles-AL and fourth career complete game July 27 at Cincinnati...did not allow a home run July 27-September 9, a stretch of 10 games, including nine starts (45.1 IP)...had the fourth lowest run support in /baseball (minimum of 33 starts), with 78 runs scored, 2.36 per game...made 33 starts and pitched 193.2 innings, becoming the third Mets pitcher since 1980 to start at least 31 games and throw at least 175.0 innings in at least four straight seasons, joining Ron Darling (1984-89) and Tom Glavine (2003-07).

**2010:** Went 8-1, 2.23 ERA (80.2 IP, 20 ER) in first 12 starts, becoming just the third Mets pitcher since 1991 to win at least eight of first 12 starts and record an ERA under 2.50 (Bobby Jones in 1997, 10-2, 2.22 ERA and Johan Santana in 2009, 8-3, 2.39 ERA)...earned first professional save April 17 at St. Louis, tossing 1.0 scoreless inning...led the majors and tied a franchise record (Nolan Ryan - 1970) with a 0.69 ERA (26.0 IP, 2 ER) in April...posted 27.0-inning scoreless streak April 9-May 1...won ninth game in 10th decision June 13 at Baltimore, becoming the fifth pitcher in franchise history to win nine-plus games in their first 10 decisions — Terry Leach (10-0 in 1987), David Cone and Dwight Gooden (both 9-1 in 1988), and Al Leiter (9-1 in 2000)...recorded 15th win September 16 vs. Pittsburgh, becoming the 10th right-hander in Mets history to record at least 15 wins in a season; the start also marked his 30th of the season, making him the first Met to make at least 30 starts in three consecutive seasons since Tom Glavine went five straight seasons from 2003-07...went 10-3, 2.83 ERA (124.0 IP, 39 ER) in 19 starts at home...set career-highs in wins (15), ERA (3.66), starts (33), innings pitched (204.0) and strikeouts (113).

**2009:** Started the first ever regular season game at Citi Field April 13 vs. San Diego, throwing the first pitch at 7:11 pm to Jody Gerut who homered later in the at-bat; allowed five runs on eight hits in 5.0 innings and did not factor into the decision...won four straight decisions April 8-May 7...balked three times May 17 at San Francisco, becoming the first pitcher since Al Leiter April 23, 1994 to do so...had first career extra-base hit (double) June 10 vs. Philadelphia...tossed season-high 8.0 innings September 6 vs. Chicago-NL.



**2008:** Made Mets Opening Day roster for first time in career and spent the entire season there...named National League Player of the Week July 7-13, going 2-0, 0.00 ERA (15.0 IP) with 10 strikeouts...tossed 19.0 straight scoreless innings July 3-20...tossed first career complete game August 20 vs. Atlanta, allowing three runs on three hits with three walks and three strikeouts...pitched second complete game August 25 vs. Houston, becoming the first Mets pitcher to pitch consecutive complete games since Rick Reed in 2001...recorded 11 wins from May 31 through the end of the season, sixth-most in the NL; also pitched 151.2 innings which ranked fifth in that span...tied for second in baseball, tied for NL-lead and set a Mets franchise record with 29 ground into double plays.

**2007:** Began season as the 20th best prospect in baseball according to *Baseball America*...split season between Single-A St. Lucie, Triple-A New Orleans and New York-NL; had four stints with the Mets during the season: April 13-May 13, July 1-16, July 28-29 and September 1 through the end of the season...made first start April 13 vs. Washington, allowing six hits on two runs (1 ER), with four walks and two strikeouts; became the youngest Mets pitcher to make an April start since 1996...recorded first major league hit July 1 at Philadelphia, singling off Kyle Kendrick...combined to go 6-14, 4.72 ERA (152.2 IP, 80 ER) in 30 games (28 starts) between all three levels.

**2006:** Began season as 36th best prospect in baseball according to *Baseball America*...started season with Single-A St. Lucie (New York-NL)...promoted to Double-A Binghamton April 26...named to Eastern League All-Star team...recalled by the Mets July 8 and made major league debut that night, earning the win in the second game of a double header vs. Florida; allowed three runs (2 ER) on five hits in 5.0 innings, with four walks and three strikeouts...became the first Mets starting pitcher to win major league debut since Matato Yoshi April 5, 1998...made four starts for the Mets and was optioned to Triple-A Norfolk August 2...recalled by the Mets again September 13 but did not appear.

**AMATEUR CAREER:** Attended Wichita State from 2003-05, going 33-7, 2.17 ERA (359.2 IP, 87 ER) with 69 walks and 366 strikeouts in 52 career games (51 starts)...2003: Went 10-2, 2.49 ERA (104.2 IP, 29 ER) in 17 games (16 starts) as a freshman; led the Missouri Valley Conference in ERA (2.49) and was second in strikeouts (98)...named MVC Freshman of the Year and was First-Team All-Missouri Conference honoree...earned Freshman All-America honors by Collegiate Baseball and *Baseball America*...2004: Went 11-2, 2.18 ERA (115.1 IP, 28 ER) in 16 starts as a sophomore; named Missouri Valley Conference Pitcher of the Year, and was a finalist for the Roger Clemens Award; earned Second-Team All-America honors by *Baseball America*, Collegiate Baseball, American Baseball Coaches Association, *Sports Weekly* and *CollegeBaseballInsider.com*, and was a Third-Team All-America selection by the National Collegiate Baseball Writers Association...2005: Went 12-3, 1.93 ERA (139.2 IP, 30 ER) with seven complete games in 19 starts as a junior...named Missouri Valley Conference Pitcher of the Year becoming the only pitcher to win that award twice (sophomore), named First-Team All-American by Collegiate Baseball and a Second-Team All-America by *Sports Weekly*...finished second on the school's all-time strikeouts list (366) and ranked seventh in innings pitched (359.2), ninth in complete games (14) and shutouts (14), and 10th in winning percentage (.825)...ranked fifth best prospect in the draft and fourth best collegiate pitcher by *Baseball America*.

**PROFESSIONAL:** Selected by the Mets in the first round (9th overall) of the 2005 First-Year Player Draft; signed by scout Larry Chase...originally drafted by Tampa Bay in the 15th round of the 2002 First-Year Player Draft, but did not sign.

PELFREY'S PITCHING RECORD																			
YEAR	CLUB	W-L	ERA	G	GS	CG	SH	SV	IP	H	R	ER	HR	HB	BB	SO	WP	BK	BAA
2006	St. Lucie	2-1	1.64	4	4	0	0	0	22.0	17	5	4	1	1	2	26	3	0	.224
	Binghamton	4-2	2.71	12	12	0	0	0	66.1	60	23	20	2	4	26	77	2	0	.244
	NEW YORK-NL	2-1	5.48	4	4	0	0	0	21.1	25	14	13	1	3	12	13	2	0	.305
	Norfolk	1-0	2.25	2	2	0	0	0	8.0	4	2	2	1	0	5	6	0	0	.148
2007	St. Lucie	0-0	3.00	1	1	0	0	0	6.0	5	3	2	1	2	3	2	0	0	.250
	New Orleans	3-6	4.01	14	14	0	0	0	74.0	74	35	33	6	6	26	56	2	0	.261
	NEW YORK-NL	3-8	5.57	15	13	0	0	0	72.2	85	47	45	6	9	39	45	3	0	.298
2008	NEW YORK-NL	13-11	3.72	32	32	2	0	0	200.2	209	86	83	12	13	64	110	2	0	.276
2009	NEW YORK-NL	10-12	5.03	31	31	0	0	0	184.1	213	112	103	18	7	66	107	1	6	.289
2010	NEW YORK-NL	15-9	3.66	34	33	0	0	1	204.0	213	88	83	12	6	68	113	1	1	.275
2011	NEW YORK-NL	7-13	4.74	34	33	2	0	0	193.2	220	111	102	21	7	65	105	2	2	.286
2012	NEW YORK-NL	0-0	2.29	3	3	0	0	0	19.2	24	5	5	0	0	4	13	1	0	.300
2013	Cedar Rapids	1-0	3.00	1	1	0	0	0	6.0	2	2	2	1	1	0	6	0	0	.100
	MINNESOTA	5-13	5.19	29	29	0	0	0	152.2	184	92	88	13	6	53	101	1	0	.300
2014	Rochester	1-0	0.90	2	2	0	0	0	10.0	9	1	1	0	1	3	3	0	0	.250
	MINNESOTA	0-3	7.99	5	5	0	0	0	23.2	29	23	21	5	2	18	10	1	0	.305
Minor League Totals		11-9	3.11	34	34	0	0	0	182.1	162	70	63	12	14	62	173	7	0	.241
National League Totals		50-54	4.36	153	149	4	0	1	896.1	989	463	434	70	45	318	506	12	9	.284
American League Totals		5-16	5.56	34	34	0	0	0	176.1	213	115	109	18	8	71	111	2	0	.301
Major League Totals		55-70	4.56	187	183	4	0	1	1072.2	1202	578	543	88	53	389	617	14	9	.287

PELFREY'S CAREER FIELDING RECORD									
POSITION	PCT	G	PO	A	E	TC	DP	PB	
Pitcher	.964	187	68	149	8	225	13	—	

PELFREY'S BATTING RECORD													
BATTING	AVG	AB	R	H	2B	3B	HR	RBI	SH	SF	HB	BB	SO
Career	.098	265	13	26	5	0	0	13	24	1	2	13	71





# GLEN PERKINS

**HEIGHT/WEIGHT:** 6-0/215

**BATS/THROWS:** L/L

**BORN:** 3/2/83 in St. Paul, MN

**OPENING DAY AGE:** 32

**RESIDES:** Lakeville, MN

**ACQUIRED:** 1st round (22nd overall), 2004 First-Year Player Draft

**M.L. SERVICE:** 7 years, 10 days

**CONTRACT STATUS:** Signed thru 2017

LHP

15

PLAYERS

2014		GAME HIGHS		CAREER	
IP: 1.1, 5/11 at DET	Walks: 2, 6/3 at MIL		IP: 8.0, 6x, last 4/19/09 vs. LAA	Walks: 4, 5/13/09 vs. DET	
SO: 3, 2x, last 6/29 at TEX	CG: --		SO: 7, 6/30/08 vs. DET	CG: --	
Save-Streak: 10, 2x, last 6/21-8/5	Low-Hit: --		Save-Streak: 14, 5/29-7/22/13	Low-Hit: --	

**PERSONAL:** Glen Weston Perkins...wife, Alisha (Weber)...daughters, Addison (11/21/06) and Lyla (8/10/08)...2001 graduate of Stillwater (MN) High School where he was named All-State in 2001...attended University of Minnesota where he was named First-Team All-Big Ten, Big Ten Freshman of the Year, *Baseball America* First-Team Freshman All-American and was one of four collegiate baseball Freshmen of the Year in 2003...set school single-season record for strikeouts (117) in 2003...named Big Ten Pitcher of the Year and First-Team All-Big Ten in 2004...selected to Louisville Slugger team, Second-Team Collegiate Baseball News, Third-Team *Baseball America* and Third-Team ABCA All-American teams in 2004...named Midwest Scouts Association College Player of the Year in 2004...was first Big Ten pitcher in history to win all of his conference starts, going 8-0 in 2004...active supporter of the Leukemia & Lymphoma Society, participating in inaugural Lefties Lunkers fishing tournament and the Light The Night Walk...along with his wife Alisha hosts Fifteen's 5K run to benefit the Cystic Fibrosis Foundation...participates annually in Twins Winter Caravan.

## 2014:

- Converted first save April 3 at Chicago-AL with one scoreless inning, passing Mike Marshall and moving into sole possession of eighth on the Twins all-time list.
- Set season-high with save streak of 10 straight, done twice: April 3-May 11 and June 21-August 5.
- Selected to his second career All-Star Team — second consecutively — ranking fourth in the AL with 22 saves (25 opportunities) in 39 games pre-All-Star break, including a 2.97 ERA (39.1 IP, 13 ER)...selected by AL Manager Boston's John Farrell...made first career All-Star appearance, tossing a scoreless ninth inning to teammate Kurt Suzuki, earning the save and securing a 5-3 AL victory.
- Recorded 76th career save July 10 at Seattle, tying Ron Perranoski for seventh on the Twins all-time list; saved 77th career game July 21 vs. Cleveland, moving into sole possession of seventh place.
- Saved 30th game August 13 at Houston, becoming the sixth closer in Twins history to save 30 games in consecutive seasons, joining Ron Perranoski (1969-70), Jeff Reardon (1987-89), Rick Aguilera (1990-93), Eddie Guardado (2002-03) and Joe Nathan (2005-09).
- Allowed just one home run in a stretch of 44 games (44.1 IP) May 1 (Game 1)-August 24, the home run coming June 8 vs. Houston, a grand slam by Jon Singleton; posted a streak of 28 games (28.0 IP) without allowing a home run during that time June 10-August 24.
- Recorded 88th career save September 14 at Chicago-AL, tying Al Worthington for sixth on the Twins all-time list.
- Made final appearance September 16 vs. Detroit and was shutdown for the season with a left forearm muscle strain and nerve irritation in left elbow.
- Saved 34 games (41 opportunities), the second most of his career and sixth most in the AL.
- Appeared in 63 games, tied for 10th most among left-handed relievers in the AL.
- Posted a strikeout-to-walk ratio of 6.00, the highest of career and ninth best in the AL among relievers and ninth best in baseball.
- Posted a walks-per-9.0 IP ratio of 1.61, the best of career, 10th best in the AL among relievers.

**2013:** Earned the win in first appearance April 3 vs. Detroit, tossing 1.0 scoreless inning...converted each of his first seven save opportunities April 6-May 9...struck out at least one batter in 18 consecutive appearances April 16-June 4, totaling 31 in that span (17.2 IP)...did not allow a run in 11 June appearances (11.0 IP), allowing just four hits and one walk...converted 14 consecutive save opportunities May 29-July 22; did not allow a run in that span, 19 straight appearances (19.1 IP)...did not allow a home run in 23 consecutive appearances May 25-July 23; Twins went 22-1 in that span...walked just two batters in a 25-game span (25.1 IP) May 15-July 22...saved 21 games, posted a 1.82 ERA (34.2 IP, 7 ER) and held opponents to a .172 batting average in the first half and was selected to the American League All-Star team, the first of his career...he became the fourth Minnesota native to represent the Twins in the All-Star Game (Kent Hrbek, Jack Morris and Joe Mauer)...recorded 46th career save August 9 at Chicago-AL, passing Matt Capps (45) and moving into sole possession of 10th place on the Twins all-time list...recorded 30th save August 22



at Detroit, becoming the 13th pitcher in club history to reach the 30-save plateau in a single season...recorded 51st career save September 9 vs. Los Angeles-AL, tying Bill Campbell for ninth on Twins all-time list...recorded 52nd career save September 10 vs. Oakland, passing Campbell and moving into sole possession of ninth place...recorded 54th career save September 18 at Chicago-AL, tying Mike Marshall for eighth on the Twins all-time list...led Twins relievers in strikeouts (77) and ranked third in the AL among left-handed relievers...struck out at least one batter in 49 of 61 appearances and multiple batters in 25 appearances...ranked seventh in the AL in save percentage (90.0), ninth in saves (36) and opponent batting average for relievers (.196)...was given the Joseph W. Haynes Award for Twins Pitcher of the Year, voted on by the Twins Cities Chapter of the BBWAA...also given Carl R. Pohlad Community Service Award, voted on by the Twins Community Fund Board of Directors.

**2012:** Made Twins Opening Day roster for third time in career and second straight season...signed a three-year extension with club option for fourth year March 8...allowed just two runs in a 20-game span (19.1 IP) with an ERA of 0.93 May 13-June 30...earned first win of season, tossing 1.0 scoreless inning May 29 vs. Oakland...posted an ERA of 1.42 (12.2 IP, 2 ER) in 13 May appearances and a 1.54 ERA (11.2 IP, 2 ER) in 12 June appearances...recorded third and fourth career saves in back-to-back appearances June 20 at Pittsburgh and June 22 at Cincinnati in Matt Capps' absence (DL)...struck out at least one batter in nine straight games (13 total) June 5-25, his third longest streak of career...made 200th career appearance August 25 at Texas...set single-season career-high with 66th appearance September 23 at Detroit...converted 12 straight save opportunities July 20-September 28, which was third best in baseball at the time...18 of final 21 appearances were scoreless August 7-October 1, posting a 1.23 ERA (22.0 IP, 3 ER) in that span...walked just one batter in final 19 appearances (67 batters-faced) August 15-October 1...struck out multiple batters on 24 occasions and three batters on six occasions...was one of just two AL relievers and seven relievers in baseball with at least 10 holds (11) and 15 saves (16), the others being Santiago Casilla (12 H, 25 S), Steve Chisek (13 H, 15 S), Heath Bell (13 H, 19 S), Jonathan Broxton (10 H, 27 S), Grant Balfour (15 H, 24 S) and Tyler Clippard (13 H, 32 S)...ranked second in baseball in saves for a left-hander (16) behind Aroldis Chapman (38)...tied for fourth in AL in games among lefties (70)...named to 2013 USA roster for World Baseball Classic.

**2011:** Made Twins Opening Day roster for second time in career, and first time since 2009...did not allow a run in first 10 appearances (9.1 IP) April 1-24...allowed just one run in first 17 appearances (18.2 IP) April 1-May 13 for a 0.48 ERA in that span...struck out 13 of 31 batters faced (42%) in a seven-game span (8.0 IP) May 7-18...placed on 15-day disabled list with a right elbow strain May 22...went on rehab assignment to Triple-A Rochester June 11-16; reinstated June 17...did not allow a home run in first 47 appearances (45.1 IP) April 1-August 8, until allowing one to David Ortiz August 10 vs. Boston...walked just one batter (Paul Konerko, July 9; intentionally) in a 19-game stretch (16.2 IP) June 28-August 5...allowed just one run in a 20-game span, posting a 0.51 ERA (17.2 IP, 1 ER) June 26-August 5...allowed just two hits in an 18-game span, holding opponents to a .041 average (2-for-49) June 29-August 5...recorded first career save with 0.2 scoreless inning July 3 vs. Milwaukee...recorded second career save in next appearance July 5 vs. Tampa Bay, pitching 0.1 scoreless inning (3 pitches)...posted a three-game winning streak July 16-26...48 of 65 appearances were scoreless and allowed multiple runs on just two occasions (back-to-back appearances, August 6 vs. Chicago-AL and August 8 vs. Boston)...struck out two-plus batters in 20 of 65 appearances...posted 9.49 strikeouts-per-9.0 innings ratio...struck out at least one batter in 42 of 65 appearances...his 65 strikeouts were second most in the AL for a lefty reliever behind Chicago's Chris Sale (79), and were eighth most in baseball...his 65 appearances were sixth most for a lefty reliever in the American League...his strikeouts-per-9.0 innings ratio was 12th best in the American League for pitchers with a minimum of 50.0 innings pitched...ranked third on the Twins staff in appearances...led Twins staff in strikeouts-per-9.0 innings...was the recipient of the Joseph W. Haynes Award as the Twins Pitcher of the Year and the Charles O. Johnson Award as the Most Improved Twin, both awards voted on by the Twins Cities Chapter of the BBWAA.

**2010:** Started season with Triple-A Rochester...had season-high nine strikeouts (5.2 innings) May 27 at Durham...recalled by Twins August 11 and made a start that same night at Chicago-AL, allowing six runs (4 ER) on five hits in 4.2 innings pitched...made three appearances out of the bullpen for the Twins before being optioned to Rochester August 27...recalled to Twins September 6...finished season at Rochester with a record of 4-9, 5.81 ERA (124.0 IP, 80 ER) with 98 strikeouts and 36 walks in 26 games (24 starts)...pitched 6.0-plus innings in six of last 11 starts for Red Wings...recalled by Minnesota...did not allow a run in five consecutive appearances (6.1 IP) September 7-21...earned only major league win of season, tossing 1.0 scoreless inning of relief September 21 vs. Cleveland; the win was eventual AL Central clinching victory for the Twins.

**2009:** Made Twins Opening Day roster for first time in career as Twins number four starter...tossed 8.0 innings in each of first three starts April 9-19, including first win April 19 vs. Los Angeles-AL...allowed no more than two runs in any of those first three starts, becoming first pitcher to begin a season with three straight games of at least 8.0 innings and two-or-fewer runs allowed since Pat Hentgen did it for Baltimore in 2001...no other pitcher has started a season with a three-game streak of that kind for Twins since the club relocated to Minnesota in 1961...placed on 15-day disabled list with inflammation in left elbow May 18...made two rehab starts at Single-A Ft. Myers and returned to Twins June 16...placed on 15-day disabled list August 11 with left shoulder tendinitis...finished season with Triple-A Rochester.

**2008:** Began season at Triple-A Rochester...recalled and made first major league start May 10 vs. Boston...recorded first career win May 20 vs. Texas...earned second career win May 25 at Detroit...had season-high seven strikeouts May 30 vs. Detroit...tossed season-high 8.0 innings, allowing three runs on 10 hits, for third career win June 19 vs. Washington...won five straight decisions June 19-July 18...tied for first in American League in July for wins (4)...recorded five straight wins in a six start span July 29-August 27, including two 8.0 shutout inning performances vs. New York-AL August 11 and at Los Angeles-AL August 22...logged 10th win on August 17 vs. Seattle, becoming 11th Twins pitcher in history to win at least 10 games in rookie season...recorded third most wins (12) for a Twins pitcher in his rookie season, tying Francisco Liriano (2006), Jesse Crain (2005), Mark Redman (2000) and Kevin Tapani (1990)...tied Jim "Mudcat" Grant (1965) and Camilo Pascual (1965) for fifth highest single-season winning percentage (.750) all-time for a Twins starter (minimum of 20 starts), and fourth highest by a left-handed pitcher (Frank Viola, .774, 1988; Johan Santana, .769, 2004; Santana, .760, 2006)...was also the best winning percentage for a rookie pitcher...12 wins tied him for sixth in the American League for victories by a left-handed pitcher.

**2007:** Began season at Triple-A Rochester...recalled April 12...placed on 15-day disabled list with a muscle strain in left shoulder May 22...pitched in one game for GCL Twins on rehab assignment July 11...had rehab assignment transferred to Ft. Myers July 14-18...assigned to New Britain on injury rehab August 17-30...reinstated from disabled list September 11...did not allow a run in seven appearances (5.0 IP) September 12-28...ranked 14th best prospect in the Twins organization by *Baseball America* entering the 2008 season.

**2006:** Began season at Double-A New Britain and recorded first win May 19 allowing just one run in 7.0 innings...tossed a complete game shutout June 4...averaged 10.05 strikeouts-per-9.0 innings at New Britain...promoted to Rochester September 3...contract selected by Minnesota September 19...made major league debut September 21 at Boston, becoming 27th native Minnesotan to play for the Twins; pitched 1.1 scoreless innings and struck out first batter he faced in major leagues...ranked second best prospect in Twins organization by *Baseball America* entering the 2007 season.

## MLB PITCHING LEADERS

### STRIKESOUTS FOR LEFTY RELIEVERS SINCE 2012

1. Aroldis Chapman .....	340
2. Jake McGee .....	238
3. Glen Perkins .....	221
4. Rex Brothers .....	214
5. Tied .....	209



**2005:** Began season at Single-A Ft. Myers...disabled with sprained left wrist April 15-22...had season-high 14 strikeouts June 11 at Lakeland...named Twins minor league Pitcher of the Week June 11-17...tossed season-high 9.0 innings and six-hit shutout June 16 vs. Clearwater...promoted to New Britain June 23...pitched for Grand Canyon in the Arizona Fall League...ranked fourth best prospect in Twins organization by *Baseball America* entering 2006 season.

**2004:** Began season at Rookie Elizabethton...was 1-0, 2.25 ERA (12.0 IP, 3 ER) in three starts July 6-17...promoted to Quad Cities July 21...was 2-0, 1.30 ERA (34.2 IP, 5 ER) in six starts August 8-September 4...pitched season-high 7.0 innings August 19 at Ft. Wayne.

**PROFESSIONAL:** Selected by the Twins in the first round (22nd overall) of the 2004 First-Year Player Draft; signed by scout Mark Wilson.

#### PERKINS' PITCHING RECORD

YEAR	CLUB	W-L	ERA	G	GS	CG	SH	SV	IP	H	R	ER	HR	HB	BB	SO	WP	BK	BAA
2004	Elizabethton	1-0	2.25	3	3	0	0	0	12.0	8	3	3	0	0	4	22	0	0	.186
	Quad Cities	2-1	1.30	9	9	0	0	0	48.1	33	9	7	2	3	12	49	0	0	.205
2005	Ft. Myers	3-2	2.13	10	9	2	1	0	55.0	41	14	13	2	1	13	66	2	0	.205
	New Britain	4-4	4.90	14	14	0	0	0	79.0	80	45	43	4	8	35	67	3	1	.263
2006	New Britain	4-11	3.91	23	23	2	1	0	117.1	109	60	51	11	6	45	131	3	1	.243
	Rochester	0-1	2.08	1	1	0	0	0	4.1	6	1	1	0	0	5	3	0	0	.333
2007	MINNESOTA	0-0	1.59	4	0	0	0	0	5.2	3	1	1	0	0	0	6	0	0	.150
	Rochester	0-0	1.50	1	1	0	0	0	6.0	2	1	1	1	0	1	2	0	0	.105
2008	MINNESOTA	0-0	3.14	19	0	0	0	0	28.2	23	10	10	2	2	12	20	2	0	.232
	New Britain	0-2	11.05	3	3	0	0	0	7.1	11	9	9	4	0	7	7	2	0	.344
2009	Ft. Myers	0-0	27.00	1	1	0	0	0	1.0	3	3	3	1	0	0	0	1	0	.500
	GCL Twins	0-0	1.80	3	3	0	0	0	5.0	3	1	1	0	1	2	6	1	0	.167
2010	Rochester	2-1	2.97	7	6	1	1	0	33.1	28	15	11	2	1	19	27	1	1	.220
	MINNESOTA	12-4	4.41	26	26	0	0	0	151.0	183	81	74	25	3	39	74	2	1	.301
2011	MINNESOTA	6-7	5.89	18	17	0	0	0	96.1	120	64	63	13	1	23	45	2	1	.304
	Ft. Myers	1-0	2.45	2	2	1	1	0	11.0	8	5	3	2	0	1	9	0	0	.195
2012	GCL Twins	0-0	0.00	1	1	0	0	0	1.0	0	0	0	0	0	0	0	0	0	.000
	Rochester	4-9	5.81	26	24	0	0	0	124.0	160	91	80	14	5	36	98	1	1	.309
2013	MINNESOTA	1-1	5.82	13	1	0	0	0	21.2	29	16	14	3	4	5	14	0	0	.337
	Rochester	0-0	0.00	2	1	0	0	0	3.0	4	0	0	0	0	0	2	0	0	.333
2014	MINNESOTA	4-4	2.48	65	0	0	0	2	61.2	55	19	17	2	1	21	65	3	0	.244
	MINNESOTA	3-1	2.56	70	0	0	0	16	70.1	57	25	20	8	3	16	78	3	0	.222
2015	MINNESOTA	2-0	2.30	61	0	0	0	36	62.2	43	16	16	5	3	15	77	0	0	.196
	MINNESOTA	4-3	3.65	63	0	0	0	34	61.2	62	29	25	7	2	11	66	3	0	.258
Minor League Totals		21-31	4.01	106	101	6	4	0	507.2	496	257	226	43	25	180	489	14	4	.254
Major League Totals		32-20	3.86	339	44	0	0	88	559.2	575	261	240	65	19	142	445	15	2	.268

#### PERKINS' CAREER FIELDING RECORD

POSITION	PCT	G	PO	A	E	TC	DP	PB
Pitcher	.959	339	15	79	4	98	3	—

#### PERKINS' CAREER BATTING RECORD

BATTING	AVG	AB	R	H	2B	3B	HR	RBI	SH	SF	HB	BB	SO	SB	CS	OBP
Career	.000	4	0	0	0	0	0	0	3	0	0	0	4	0	0	.000

#### PERKINS' DIVISION SERIES RECORD

YEAR	OPPONENT	W-L	ERA	G	GS	CG	SH	SV	IP	H	R	ER	HR	HB	BB	SO	WP	BK	BAA
2006	Oakland	0-0	0.00	1	0	0	0	0	0.1	2	0	0	0	0	0	0	0	0	.667

#### PERKINS' WORLD BASEBALL CLASSIC RECORD

YEAR	CLUB	W-L	ERA	G	GS	CG	SH	SV	IP	H	R	ER	HR	HB	BB	SO	WP	BK	BAA
2013	USA	0-0	9.00	2	0	0	0	0	2.0	3	2	2	0	0	2	2	0	0	.429

#### PERKINS' ALL-STAR GAME RECORD

YEAR	HOST	W-L	ERA	G	GS	CG	SH	SV	IP	H	R	ER	HR	HB	BB	SO	WP	BK	BAA
2013	New York-NL	DID NOT PITCH																	
2014	Minnesota	0-0	0.00	1	0	0	0	1	1.0	0	0	0	0	0	0	1	0	0	.000
TOTALS		0-0	0.00	1	0	0	0	1	1.0	0	0	0	0	0	0	1	0	0	.000





# JOSMIL PINTO

**HEIGHT/WEIGHT:** 5-11/222

**BATS/THROWS:** R/R

**BORN:** 3/31/89 in Valencia, VZ

**OPENING DAY AGE:** 26

**RESIDES:** San Joaquin, VZ

**ACQUIRED:** Signed as an undrafted free agent, 2/14/06

**M.L. SERVICE:** 131 days

**CONTRACT STATUS:** Signed thru 2015

**C 43**

2014		GAME HIGHS		CAREER	
Hits: 2, 8x, last 9/5 vs. LAA	HR: 1, 7x, last 5/24 at SF		Hits: 4, 9/3/13 at HOU	HR: 1, 11x, last 5/24/14 at SF	
RBI: 2, 2x, last 4/17 vs. TOR	Grand Slam: --		RBI: 3, 9/15/13 vs. TB	Grand Slam: --	
Hit-Streak: 5, 5/7-16	SB: --		Hit-Streak: 5, 3x, last 5/7-16/14	SB: --	

**PERSONAL:** Josphil Oswaldo Pinto (pronounced HOSE-meel PEEN-toe)...attended school at (U.E.) Franciscana Kumbaya in Venezuela.

## 2014:

- Made Twins Opening Day roster for first time in career.
- Homered in first game of season April 3 at Chicago-AL and recorded three home runs in first eight games.
- Recorded 17 walks in April, the most among rookies in baseball, tied for 11th most among all players in baseball...set a Twins all-time rookie record for walks in April.
- Reached safely in 16 straight games April 10-30, posting a .449 on-base percentage in that span.
- Hit safely in season-high five straight games with Twins May 7-16.
- Optioned to Triple-A Rochester June 11; had seven home runs at the time, third most among AL rookies.
- Hit grand slam in second game for Rochester June 14 vs. Lehigh Valley, the third of his minor league career...hit another grand slam July 27 vs. Indianapolis, fourth of career.
- Placed on 7-day disabled list June 25, with left hip flexor strain; reinstated July 8.
- Reached safely in 20 straight with Rochester July 10-August 3.
- Hit .306 (33-for-108) with 10 doubles, 16 RBI and 11 walks in 30 August games.
- Hit .317 (19-for-60) with nine extra-base hits (2 home runs) off left-handed pitching and .264 (39-for-148) with 15 extra-base hits (4 home runs) against right-handed pitching at Rochester.
- Hit .310 (27-for-87) with eight doubles, one triple, one home run and 13 RBI in final 25 games for Rochester and was recalled September 2.

**2013:** Participated in his first Twins major league spring training and was optioned March 11...began season with Double-A New Britain...recorded two homer game April 10 at Harrisburg...hit safely in 16 straight games June 25-July 13...named Eastern League Postseason All-Star and played in Eastern League All-Star game for the East, going 2-for-4 with a double as the designated hitter...promoted to Triple-A Rochester August 1 and played in 19 games...hit .309 (141-for-456) with 32 doubles, 15 home runs, 74 RBI and 10 three-hit games in 126 games between Triple-A and Double-A combined...recalled by Minnesota August 31...made major league debut September 1 at Texas, going 2-for-4 with an RBI-double and a run scored...recorded first major league hit September 1 at Texas, a double off Travis Blackley...recorded first four-hit game and drew a walk September 3 at Houston in his second major league game, becoming the third Twin to record four hits in his first or second career game, the previous two being Kirby Puckett May 8, 1984 at California (1st game) and Wilson Ramos May 2, 2010 at Cleveland (1st game)...recorded 13 hits in first 23 at-bats with five doubles...in Twins history, only Kirby Puckett in 1984 had more hits (16) in his first seven games than Pinto's 13; Pinto's five doubles in his first seven games marked the most for any player in club history...according to Elias, since 1980, only one player has had at least 20 at-bats and a higher batting average than Pinto (.565 average) in his first seven games — Cincinnati's Jay Bruce was 15-for-26 (.577)...hit safely in 15 of 21 games with the Twins...led all AL rookies in batting average (.342) in September, tied for first in home runs (4), third in hits (26) and RBI (12) and tied for fourth in doubles (5) during the month...named catcher on MiLB.com Twins organizational All-Star team...named minor league All-Star and Double-A All-Star by *Baseball America*...ranked as the 14th best prospect in the Twins organization by *Baseball America* entering the 2014 season.

**2012:** Began season with Single-A Ft. Myers...batted .392 (31-for-79) in 20 July games and .356 (21-for-59) in 16 August games...hit five home runs in 10-game span July 25-August 4...named Florida State League All-Star selection and *Baseball America* High Class-A All-Star...promoted to Double-A New Britain August 22...hit safely in 10 of 12 games for the Rock Cats...batted .295 (117-for-396) with 26 doubles, 14 home runs and 60 RBI in 105 games between the two levels combined...named catcher on MiLB.com Twins organizational All-Star team...added to Twins 40-man roster in November.



**2011:** Began season with Single-A Beloit, playing in nine games...promoted to Single-A Ft. Myers May 4...had season-high seven-game hitting streak July 22-31...batted .301 (25-for-83) against left-handed pitchers...played eight games for Tigres de Aragua of the Venezuelan Winter League.

**2010:** Spent entire season with Single-A Beloit, finishing fourth on team in home runs (10)...hit two home runs with season-high four RBI June 4 at Ft. Wayne...had season-high 10-game hitting streak August 21-September 1...played one game for Tigres de Aragua of the Venezuelan Winter League.

**2009:** Spent season with Rookie Elizabethton...named Twins minor league Player of the Week August 28, batting .357 (10-for-28) with six runs, eight RBI, two doubles and two home runs in six games...named Appalachian League postseason All-Star...led Appalachian League in slugging percentage (.610) and home runs (13), second in extra base hits (31) and RBI (55), and was fifth in batting average (.332).

**2008:** Spent season at GCL Twins...batted .329 (28-for-85) with nine doubles, three triples, one home run, 14 RBI and 14 runs scored in 24 games...batted .350 (21-for-60) against right-handed pitching and .280 (7-for-25) against left-handed pitching.

**2007:** Spent entire season with DSL Twins...recorded 33 hits and 29 walks in 181 plate appearances.

**2006:** Played first professional season with VSL Twins...batted .293 (17-for-58) against left-handed pitchers.

**PROFESSIONAL:** Signed by the Twins as an undrafted free agent, February 14, 2006; signed by Twins scout Jose Leon.

#### PINTO'S PLAYING RECORD

YEAR	CLUB	AVG	G	AB	R	H	2B	3B	HR	RBI	SH	SF	HB	BB	SO	SB	CS	E	OBP
2006	VSL Twins	.251	53	195	25	49	7	1	3	30	1	2	1	25	27	3	3	9	.336
2007	DSL Twins	.193	54	171	18	33	8	1	1	23	2	2	6	29	23	3	1	8	.327
2008	GCL Twins	.329	24	85	14	28	9	3	1	14	0	0	0	9	14	1	0	7	.394
2009	Elizabethton	.332	53	205	34	68	14	2	13	55	0	4	2	19	39	0	1	3	.387
2010	Beloit	.225	100	347	60	78	21	1	10	54	2	6	5	32	67	2	3	10	.295
2011	Beloit	.250	9	32	4	8	3	0	1	9	0	2	0	2	10	0	0	1	.278
	Ft. Myers	.262	64	221	21	58	11	1	5	32	0	1	2	12	36	1	0	1	.305
2012	Ft. Myers	.295	93	349	45	103	22	2	12	51	0	5	0	39	63	0	0	5	.361
	New Britain	.298	12	47	8	14	4	1	2	9	0	0	1	4	10	0	0	0	.365
2013	New Britain	.308	107	386	59	119	23	1	14	68	0	0	3	64	71	0	2	5	.411
	Rochester	.314	19	70	6	22	9	0	1	6	0	2	1	2	12	0	0	2	.333
	MINNESOTA	.342	21	76	10	26	5	0	4	12	0	0	1	6	22	0	0	2	.398
2014	Rochester	.279	60	208	24	58	17	1	6	35	0	1	2	31	37	0	1	2	.376
	MINNESOTA	.219	57	169	25	37	8	0	7	18	0	3	1	24	50	0	1	5	.315
	Minor League Totals	.275	648	2316	318	638	148	14	69	386	5	25	23	268	409	10	11	60	.353
	Major League Totals	.257	78	245	35	63	13	0	11	30	0	3	2	30	72	0	1	7	.339

#### PINTO'S CAREER FIELDING RECORD

POSITION	PCT	G	PO	A	E	TC	DP	PB
Catcher	.977	46	285	12	7	304	1	4

#### PRONUNCIATION GUIDE

ACHTER .....OCK-ter  
 ARCIA .....ARR-see-ya  
 BERESFORD .....BEAR-ess-ferd  
 BERNIER .....ber-NEER  
 BERRIOS .....ba-REE-ohs  
 ARGENIS (DIAZ) .....arr-HEN-ees  
 DOZIER .....DOE-zhur  
 DUENSING .....DONE-sing  
 FIEN .....feen  
 HEIKER MENESES .....aker man-ESS-iss  
 MILONE .....ma-LONE  
 NOLASCO .....nuh-LASS-co  
 O'ROURKE .....oh-ROARK

OLIVEROS .....ah-lah-VAIR-ohs  
 PELFREY .....PELL-free  
 JOSMIL PINTO .....HOSE-meel PEEN-toe  
 PLOUFFE .....ploof  
 ROHLFING .....ROLL-fing  
 ROSARIO .....row-SAW-ree-oh  
 SALCEDO .....sall-SAY-doe  
 SANO .....sah-NO  
 STAUFFER .....STAW-fer  
 SUZUKI .....soo-ZOO-kee  
 THIELBAR .....THEEL-bar  
 KENNYS (VARGAS) .....KEN-ee  
 VAVRA .....VAH-vrah





# TREVOR PLOUFFE

**HEIGHT/WEIGHT:** 6-2/216

**BATS/THROWS:** R/R

**BORN:** 6/15/86 in West Hills, CA

**OPENING DAY AGE:** 28

**RESIDES:** Porter Ranch, CA

**ACQUIRED:** 1st round (20th overall), 2004 First-Year Player Draft

**M.L. SERVICE:** 3 years, 162 days

**CONTRACT STATUS:** Signed thru 2015

38

24

2014		GAME HIGHS		CAREER	
Hits: 4, 2x, last 9/23 vs. ARI	HR: 1, 14x, last 9/14 at CWS		Hits: 4, 3x, last 9/23/14 vs. ARI	HR: 2, 2x, last 7/1/12 vs. KC	
RBI: 3, 5x, last 8/13 at BAL	Grand Slam: - -		RBI: 4, 3x, last 8/29/12 vs. SEA	Grand Slam: - -	
Hit-Streak: 8, 2x, last 4/19-30	SB: 1, 2x, last 9/4 vs. LAA		Hit-Streak: 17, 6/30-7/19/12	SB: 1, 8x, last 9/4/14 vs. LAA	

**PERSONAL:** Trevor Patrick Plouffe (pronounced ploof)...wife, Olivia (Pokorny)...2004 graduate of Crespi Carmelite (CA) High School...named 2004 Collegiate Baseball News High School All-American and *USA Today* All-American...one of 17 players from that high school to be drafted by a major league team and the highest picked of all those players...enjoys playing hacky sack...participates annually in Twins Winter Caravan.

## 2014:

- Made Twins Opening Day roster for third straight season and was in Opening Day lineup for second straight season, playing third base and batting sixth March 31 at Chicago-AL, going 1-for-4 with a double.
- Hit safely in first eight games March 31-April 9 and again April 19-30, which proved to be season-high.
- Hit .307 (27-for-88) with 10 doubles, 19 RBI, 15 walks and 18 runs scored in 23 April games; 10 doubles were tied for second most in the AL and 19 RBI tied for ninth.
- Tied single-season career-high with 22nd double June 6 vs. Houston; set new career-high with 23rd July 1 vs. Kansas City.
- Placed on 15-day disabled list June 15 with inflammation between ninth rib and costal cartilage on left side, suffered while diving for a ball the previous game.
- Tied career-high with four hits August 2 at Chicago-AL, two doubles and two singles.
- Hit 37th double August 24 vs. Detroit, tying Corey Koskie (2001 and 02) for first on Twins all-time single-season doubles list for primary third basemen...hit 38th double August 27 at Kansas City, passing Koskie and moving to sole possession of first on that list.
- Named Co-American League Player of the Week with teammate Danny Santana for the period ending August 24, both players first career honor...batted .367 (11-for-30) with five doubles, two home runs, 10 RBI and six runs scored; his five doubles were tied for most in baseball during the week...he and Santana were the second and third Twins to win award this season, joining Chris Colabello (April 7).
- Hit the 10,000th home run in Twins (since 1961) and Washington Senators (1901-60) franchise history August 29 at Baltimore; coincidentally, hit the 9,999th seven days earlier August 22 vs. Detroit, also hit the 10,001st August 31 at Baltimore.
- Hit .317 (33-for-104) with 10 doubles, five home runs and 24 RBI in 26 August games; 24 RBI were tied for third most in the AL, while 10 doubles were tied for fourth most.
- Hit 40th double September 5 vs. Los Angeles-AL, becoming the 18th Twin to hit 40 doubles in a season (20th time), and first since 2010 when Delmon Young (46) and Joe Mauer (43) did it.
- Tied season and career-high with four hits September 23 vs. Arizona, all singles.
- Suffered fractured left forearm September 24 vs. Arizona when A.J. Pollack slid into his wrist at third base; missed remainder of season...had surgery to repair arm September 29.
- Set career-highs in hits (134), doubles (40), triples (2), RBI (80), runs scored (69), walks (53), games (136), at-bats (520) and total bases (220).
- Finished tied for fourth in the AL in doubles and tied for seventh in baseball.
- Among AL third basemen, ranked first in doubles, fourth in RBI and walks, and fifth in runs scored and total bases.
- Named Twins nominee for the 2014 Hank Aaron Award...award eventually given to co-winners Philadelphia's Jimmy Rollins and Chicago White Sox's Paul Konerko.

## AL BATTING LEADERS

### DOUBLES IN 2014

1. Miguel Cabrera, DET.....	52
2. Jose Altuve, HOU.....	47
3. Michael Brantley, CLE.....	45
4. Trevor Plouffe, MIN.....	40
Ian Kinsler, DET.....	40



**2013:** Started first ever Opening Day, playing third base and batting sixth April 1 vs. Detroit...tied career-high with three hits May 8 at Boston; also drove in three runs on the night...hit safely in eight straight May 12-21 prior to landing on 7-day disabled list with a concussion, he suffered while sliding into the leg of Dan Uggla at second base May 21 at Atlanta...was reinstated from 7-day DL May 30, strained his left calf that same day and placed on 15-day DL...played four games for Triple-A Rochester on rehab assignment and was reinstated June 14...hit safely in 21 of 22 games May 12-June 30, including a season-high 12-game hitting streak June 18-30...recorded first career four-hit game (6 at-bats), including a home run, September 3 at Houston...hit 20th double September 6 vs. Toronto, setting a single-season career-high...hit .330 (34-for-103) in 27 September games; his 34 hits were tied for third most in the AL...ranked fourth on the Twins in hits (121) and RBI (52) and tied for third in home runs (14).

**2012:** Made Twins Opening Day roster for first time in career...drew 13 walks in 18-game span April 17-May 14...tied career-high with four RBI June 9 vs. Chicago-NL...also set single-season career-high with ninth home run...homered in four straight games June 12-15, the longest streak for a Twins player since Jim Thome September 4-11, 2010...set Twins all-time single-season Interleague home run record, hitting his eighth, passing Torii Hunter (7 in 2005) June 15 vs. Milwaukee (finished with 9)...had first two career two-homer games — June 15 vs. Milwaukee and July 1 vs. Kansas City...set career-high with three walks June 16 vs. Milwaukee...hit one home run in first 22 games April 6-May 14, but hit 18 homers in next 39 games May 16-July 3...batted .327 (32-for-98) with 11 home runs, 21 RBI, 22 runs scored and a .735 slugging percentage in 26 June games; his slugging percentage ranked second in American League and his home runs were tied for second over that same span...hit safely in career-high 17 games June 30 (Game 1)-July 19, batting .328 (22-for-67) in that span...placed on 15-day disabled list with bruised right thumb July 27...returned from rehab at Triple-A Rochester and reinstated August 13...hit 20th home run August 29 vs. Seattle, becoming first Twin to have 20-plus homers in rookie or year-after-rookie season since Marty Cordova won the AL Rookie of the Year Award with 24 home runs in 1995, according to Elias...finished second on the team in home runs with 24, 18 being solo shots; hit 12 homers off lefties and righties each.

**2011:** Participated in Twins major league spring training and was optioned March 19; started season with Triple-A Rochester...played in 21 games for Red Wings, batting .282 (22-for-78) with four doubles, six home runs and 13 RBI...recalled by Twins May 4...hit home run in first major league at-bat of the season, a solo shot off Tim Wakefield May 6 at Boston...homered in consecutive games May 19 at Oakland and May 20 at Arizona...optioned to Triple-A Rochester as Twins called up outfielder Brian Dinkelman June 2...batted .333 (38-for-114) with seven doubles, nine home runs and 20 RBI in 30 games with Red Wings...recalled by Twins July 14...started first career game in the outfield (rightfield) July 15 vs. Kansas City...posted two career-high seven-game hitting streaks — August 10-20 and again August 28-September 4...recorded career-high four RBI September 3 at Los Angeles-AL...had game-winning walk-off single in Twins final game of season (1-0) in bottom of ninth inning September 28 vs. Kansas City...played five different positions defensively — 45 games at shortstop, 17 games at second base (15 starts), 11 games in rightfield (9 starts), three games in leftfield (2 starts) and one game at first base...his eight doubles in September set Twins rookie record for most doubles in the month...combined to bat .268 (128-for-478) with 29 doubles, four triples, 23 home runs, 64 RBI and 80 runs scored in 132 games between Triple-A Rochester and Minnesota...his 23 home runs led the Twins organization and his 234 total bases ranked fourth.

**2010:** Participated in Twins major league spring training and was optioned March 19; started season with Triple-A Rochester and played in 39 games for Red Wings before being recalled May 21...made major league debut, starting at shortstop, May 21 vs. Milwaukee...went 2-for-5 in that game with a double, a run scored and two RBI, singled off Dave Bush for first major league hit...played in three games for Twins (all in the Milwaukee series May 21-23) before being optioned to Rochester May 25; recalled, June 11...played in four games before being optioned again June 19; recalled July 30...hit first career home run August 7 at Cleveland, a solo shot off Fausto Carmona...optioned to Rochester August 10; recalled September 1...appeared in 12 games for Twins in September, almost exclusively as a pinch-runner...hit second career major league home run October 1 vs. Toronto...finished season with 17 home runs between Rochester and Minnesota...named to MiLB.com's Twins organizational All-Star team...ranked 24th best prospect in Twins organization by *Baseball America* entering 2011 season.

**2009:** Participated in his first Twins major league spring training and was optioned March 17; spent entire season at Triple-A Rochester...was youngest member of Red Wings Opening Day roster (22)...hit first inning grand slam May 24 at Norwich...had two-run walk-off home run June 2 vs. Gwinnett...went 4-for-4 with a double and a home run August 29 vs. Buffalo...hit .314 (27-for-86) with 12 RBI and 18 runs scored in 27 games in August...batted .538 (7-for-13) with bases loaded...his 10 home runs were most he had in a season since 2005 when he hit 13 for Beloit...played 118 games for Red Wings, including 112 at shortstop...led all International League shortstops in total chances (542), putouts (86), errors (26) and double plays (84)...ranked 24th best prospect in the Twins organization by *Baseball America* entering 2010 season.

**2008:** Began season at Double-A New Britain...recorded first four-hit game of season, driving in four and scoring three runs April 12 at Portland...had four straight multi-hit games April 20-23...promoted to Rochester June 13...finished with 20 multi-hit games for Red Wings...played 32 games at third base, 20 games at second base and 12 games at shortstop for Rochester...hit .307 (39-for-127) off lefties between Double-A and Triple-A...ranked 13th best prospect in Twins organization by *Baseball America* entering the 2009 season.

**2007:** Spent entire season at Double-A New Britain...had four-hit game April 26 vs. Portland...named Twins minor league Player of the Week April 26-May 3, hitting .476 (10-for-21) with two doubles, two home runs and five RBI...had second four-hit game of season May 28 at Harrisburg...named Eastern League Player of the Week May 28-June 3 while hitting .441 (15-for-34) with five doubles, one home run, eight runs and six RBI...hit safely in 12 straight games June 18-28...hit .325 (38-for-117) with four home runs, 15 RBI, five doubles, two triples and 17 runs scored in 28 June games...was second on club in hits (136) and third in league in doubles (37)...participated in the Arizona Fall League, hitting .280 (14-for-50) in 15 games for the Phoenix Desert Dogs...tied for 11th in all of minors with 15 sacrifice hits...ranked 10th best prospect in the Twins organization by *Baseball America* entering the 2008 season.

**2006:** Spent entire season at Single-A Ft. Myers...had nine-game hit-streak June 11-26, including first home run June 20 vs. Lakeland...led club in doubles (26), and was third in hits (112) and runs scored (60).

**2005:** Spent entire season at Single-A Beloit...hit first home run April 10 vs. Quad Cities...hit safely in nine straight games June 9-17, batting .382 (13-for-34) with two home runs, six RBI, and five runs scored...had first four-hit game July 4 at Wisconsin...had four straight multi-hit games July 14-17, including two three-hit games...hit four home runs in six-game span July 30-August 4...finished season with 15 multi-RBI games...ranked second on club in home runs (13), third in runs scored (58) and games (127), and fourth in hits (104)...ranked 12th best prospect in the Midwest League by *Baseball America*...ranked ninth best prospect in the Twins organization by *Baseball America* entering the 2006 season.

## AL BATTING LEADERS

### EXTRA-BASE HITS FOR 3B SINCE 2012

1. Adrian Beltre .....	186
2. Kyle Seager .....	168
3. Evan Longoria .....	154
4. Josh Donaldson .....	151
5. Trevor Plouffe .....	137



**2004:** Played 60 games at Rookie Elizabethton and hit safely in 48 of those contests...had three-hit game June 26 vs. Princeton with one home run and two RBI...had nine-game hit-streak July 31-August 9, including four-hit game August 4 vs. Danville...hit safely in 13 of last 14 games played, including four-hit game on last day of season August 29 at Princeton...was second on club in hits (67)...ranked sixth best prospect in Appalachian League by *Baseball America*.

**PROFESSIONAL:** Selected by the Twins in the first round (20th overall) of the 2004 First-Year Player Draft; signed by Twins scout Bill Mele.

PLOUFFE'S PLAYING RECORD																			
YEAR	CLUB	AVG	G	AB	R	H	2B	3B	HR	RBI	SH	SF	HB	BB	SO	SB	CS	E	OBP
2004	Elizabethton	.283	60	237	29	67	7	2	4	28	2	3	3	19	34	2	1	16	.340
2005	Beloit	.223	127	466	58	104	18	0	13	60	5	7	4	50	78	8	4	35	.300
2006	Ft. Myers	.246	125	455	60	112	26	4	4	45	2	5	4	58	93	8	5	29	.333
2007	New Britain	.274	126	497	75	136	37	2	9	50	15	3	2	38	89	12	7	32	.326
2008	New Britain	.269	58	227	32	61	17	3	3	21	3	0	3	16	43	4	2	7	.325
	Rochester	.256	66	250	34	64	17	3	6	39	5	3	0	14	47	1	1	11	.292
2009	Rochester	.260	118	430	53	112	23	5	10	60	4	7	2	34	68	3	6	26	.313
2010	Rochester	.244	102	402	53	98	22	4	15	49	8	2	6	27	90	5	5	12	.300
	MINNESOTA	.146	22	41	7	6	1	0	2	6	2	1	0	0	14	0	0	1	.143
2011	Rochester	.313	51	192	33	60	11	3	15	33	1	3	3	21	39	3	1	5	.384
	MINNESOTA	.238	81	286	47	68	18	1	8	31	2	3	4	25	71	3	3	12	.305
2012	Rochester	.000	2	8	0	0	0	0	0	0	0	0	0	1	2	0	0	0	.111
	MINNESOTA	.235	119	422	56	99	19	1	24	55	0	2	4	37	92	1	3	19	.301
2013	Rochester	.333	4	15	3	5	0	0	1	3	0	0	0	2	3	0	0	1	.412
	MINNESOTA	.254	129	477	44	121	22	1	14	52	1	4	6	34	112	2	1	13	.309
2014	MINNESOTA	.258	136	520	69	134	40	2	14	80	0	5	4	53	109	2	1	14	.328
Minor League Totals		.258	839	3179	430	819	178	26	80	388	45	33	27	280	586	46	32	174	.320
Major League Totals		.245	487	1746	223	428	100	5	62	224	5	15	18	149	398	8	8	59	.309

PLOUFFE'S CAREER FIELDING RECORD								
POSITION	PCT	G	PO	A	E	TC	DP	PB
Third Base	.952	342	264	600	44	908	64	—
Shortstop	.944	55	86	132	13	231	38	—
Outfield	.979	30	44	3	1	48	1	—
Second Base	.989	23	39	48	1	88	13	—
First Base	1.000	6	16	0	0	16	2	—
Totals	.954	456	449	783	59	1291	118	—

ROBERTO CLEMENTE AWARD

Since 1971, Major League Baseball has annually presented an award that recognizes a player who best exemplifies the game of baseball through sportsmanship, community involvement and positive contributions to his team.

In 1973, following the tragic death of Roberto Clemente, the award was named to honor the man whose spirit and goodwill will always be remembered. The 12-time All-Star and Hall of Famer was killed in a plane crash in 1972 delivering food and medical supplies to earthquake victims in Nicaragua. The award recognizes those individuals who truly understand the value of helping others.

A panel of baseball dignitaries, including Vera Clemente and the Commissioner, annually selects the winner from a list of 30 candidates, one from each Major League Baseball Club. The winner of the national Roberto Clemente Award is announced during a pre-game ceremony at the World Series. Past winners include Jamie Moyer, Jim Thome, Rod Carew (Twins - 1977), Dave Winfield (Twins - 1994), Kirby Puckett (Twins - 1996), Curt Schilling, Al Leiter, Tony Gwynn, Willie Mays, Ozzie Smith, Derek Jeter, Albert Pujols, John Smoltz, and Cal Ripken, Jr.

The 2014 Minnesota Twins Roberto Clemente Award nominee was Trevor Plouffe (first career nomination). Last season's Co-Winners were Philadelphia's Jimmy Rollins and Chicago White Sox's Paul Konerko.





# JORGE POLANCO

**HEIGHT/WEIGHT:** 5-11/198

**BATS/THROWS:** S/R

**BORN:** 7/5/93 in San Pedro de Macoris, DR

**OPENING DAY AGE:** 21

**RESIDES:** Santo Domingo, DR

**ACQUIRED:** Signed as an undrafted free agent, 7/6/09

**M.L. SERVICE:** 7 days

**CONTRACT STATUS:** Signed thru 2015

PLAYERS

INF

11

2014		GAME HIGHS		CAREER	
Hits: 1, 2x, last 6/29 at TEX	HR: --			Hits: 1, 2x, last 6/29/14 at TEX	HR: --
RBI: 2, 6/27 at TEX	Grand Slam: --			RBI: 2, 6/27/14 at TEX	Grand Slam: --
Hit-Streak: 1, 2x, last 6/29	SB: --			Hit-Streak: 1, 2x, last 6/29/14	SB: --

**PERSONAL:** Jorge Luis Polanco...signed out of San Pedro de Macoris, Dominican Republic one day after 16th birthday July 6, 2009.

## 2014:

- Optioned from Twins spring training to Single-A Ft. Myers March 9.
- Hit .327 (32-for-98) with six doubles, two home runs, 15 RBI and 20 runs scored in 25 April games.
- Hit safely in 16 straight games May 1-19.
- Named Florida State League Player of the Week June 16-22, hitting .444 (12-for-27) with one double, one triple, one home run, three RBI and four runs scored in seven games for the Miracle.
- Recalled by Minnesota June 26 when the Twins placed Yohan Pino on the DL.
- Made major league debut June 26 at Los Angeles-AL, entering game as pinch hitter and drawing a walk on four pitches, eventually coming around to score...at 20 years and 356 days old, he became the youngest Twin to debut since Joe Mauer at 20 years, 352 days.
- Recorded first major league hit and RBI June 27 at Texas, hitting a two-run triple off Joakim Soria...according to Stats, LLC, he became the third player in Twins history to record a triple as first major league hit and the first since Jimmie Hall on April 16, 1963; the first was Bernie Allen on April 10, 1962 vs. the Kansas City A's.
- Optioned to Single-A Ft. Myers June 30 when the Twins activated Trevor Plouffe.
- Recorded five-hit game for Miracle July 18 at Daytona.
- Recalled again for a day July 24 when the Twins traded Kendrys Morales to Seattle; optioned to New Britain July 25.
- Hit first Double-A home run August 27 at Binghamton.
- Hit .347 (25-for-72) with three doubles, 13 RBI, 11 runs scored and a .413 on-base percentage in his final 19 games for Rock Cats.
- Ranked eighth best prospect and best strike-zone discipline in Twins system by *Baseball America* entering 2015...also best defensive shortstop in Florida State League by *Baseball America*.

**2013:** Played entire season with Single-A Cedar Rapids and hit two-run homer in first at-bat of the season April 4 vs. Beloit...hit .341 (30-for-88) in 22 April games, highest monthly average in 2013; hit safely in 17 of the 22 games with nine being multi-hit games...named Twins minor league Player of the Week May 3, batting .429 (12-for-28) with three doubles and 10 RBI in seven games...named Midwest League midseason All-Star...named Twins minor league Player of the Week June 28, recording 11 RBI in five games June 22-27, hitting .500 (12-for-24) during that span...ended season with 12-game hitting streak August 6-September 2, hitting .327 (16-for-49) with six doubles in that span...finished the season sixth in the Midwest League in batting average (.308)...ranked 20th best prospect in Midwest League...played for Leones del Escogido in the Dominican Winter League following the season...added to Twins 40-man roster November 20...named shortstop on MiLB.com Twins organizational All-Star team...named 10th best prospect and best strike-zone discipline in the Twins system by *Baseball America* entering 2014.

**2012:** Spent entire season with Rookie Elizabethton...named second baseman on MiLB.com Twins organizational All-Star team.

**2011:** Played entire season with GCL Twins...ranked 28th best prospect in Twins organization by *Baseball America* entering 2012.

**2010:** Began season in the Dominican Summer League...transferred to GCL July 5...rated best defensive infielder in the Twins system by *Baseball America* for the second consecutive season...ranked 17th best prospect in Twins organization by *Baseball America* entering 2011.

**2009:** Rated best defensive infielder in the Twins system by *Baseball America* entering 2010.

**PROFESSIONAL:** Signed by the Twins as an undrafted free agent, July 6, 2009; signed by scout Fred Guerrero.



# **POLANCO'S PLAYING RECORD**

YEAR	CLUB	AVG	G	AB	R	H	2B	3B	HR	RBI	SH	SF	HB	BB	SO	SB	CS	E	OBP
2010	DSL Twins	.250	18	60	5	15	2	0	0	7	0	2	0	6	9	1	3	12	.309
	GCL Twins	.223	34	103	12	23	5	0	1	12	2	2	0	12	9	2	4	7	.299
2011	GCL Twins	.250	51	172	21	43	8	3	1	16	2	1	3	15	24	6	4	13	.319
2012	Elizabethton	.318	51	173	35	55	15	2	5	27	3	5	3	20	26	6	3	8	.388
2013	Cedar Rapids	.308	115	465	76	143	32	10	5	78	3	10	3	42	59	4	4	18	.362
2014	Ft. Myers	.291	94	378	61	110	17	6	6	45	1	6	1	46	60	10	8	26	.364
	New Britain	.281	37	146	13	41	6	0	1	16	2	0	0	9	28	7	3	12	.323
	<b>MINNESOTA</b>	<b>.333</b>	<b>5</b>	<b>6</b>	<b>2</b>	<b>2</b>	<b>1</b>	<b>1</b>	<b>0</b>	<b>3</b>	<b>0</b>	<b>0</b>	<b>0</b>	<b>2</b>	<b>2</b>	<b>0</b>	<b>0</b>	<b>0</b>	<b>.500</b>
<b>Minor League Totals</b>		<b>.287</b>	<b>400</b>	<b>1497</b>	<b>223</b>	<b>430</b>	<b>85</b>	<b>21</b>	<b>19</b>	<b>201</b>	<b>13</b>	<b>26</b>	<b>10</b>	<b>150</b>	<b>215</b>	<b>36</b>	<b>29</b>	<b>96</b>	<b>.351</b>
<b>Major League Totals</b>		<b>.333</b>	<b>5</b>	<b>6</b>	<b>2</b>	<b>2</b>	<b>1</b>	<b>1</b>	<b>0</b>	<b>3</b>	<b>0</b>	<b>0</b>	<b>0</b>	<b>2</b>	<b>2</b>	<b>0</b>	<b>0</b>	<b>0</b>	<b>.500</b>

# **POLANCO'S CAREER FIELDING RECORD**

POSITION	PCT	G	PO	A	E	TC	DP	PB
Shortstop	1.000	4	3	6	0	9	3	—

# **TWINS LONGEST GAMES BY INNING**

DATE	OPPONENT	INN	TIME	SCORE	WINNER	LOSER
8-31-93	Cleveland	22	6:17	5-4	Merriman	Grimsley
5-12-72	Milwaukee	22	5:47	3-4	Colborn	Blyleven
8-9-67	Washington	20	5:40	7-9	Baldwin	Roland
8-25-76	at New York-AL	19	5:27	4-5	Jackson	Burgmeier
7-26-67	at New York-AL	18	4:35	3-2	Worthington	Tillotson
7-19-69	at Seattle	18	5:41	11-7	Perry	Gelnar
9-6-69	at Oakland	18	5:17	8-6	Kaat	Lauzerique
8-8-04	Oakland	18	4:57	5-6	Hammond	Mulholland
4-9-69	at Kansas City	17	4:32	3-4	Burgmeier	Miller
8-28-76	at Cleveland	17	4:55	3-4	Buskey	Hughes
9-17-77	at Texas	17	5:12	4-5	Barker	Carrithers
5-7-95	at Cleveland	17	6:36	9-10	Poole	Guthrie
7-25-69	at Cleveland	16	4:26	4-2	Perranoski	Paul
7-12-75	at New York-AL	16	5:11	7-8	Martinez	Burgmeier
4-20-82	at Oakland	16	5:03	3-4	Beard	Castillo
6-11-86	Texas	16	4:32	2-6	Williams	Jackson
5-4-04	at Seattle	16	4:48	3-4	Villone	Greisinger
8-15-05	at Chicago-AL	16	5:09	9-4	Romero	Adams
7-3-09	Detroit	16	5:07	9-11	Dolsi	Dickey





# RYAN PRESSLY

**HEIGHT/WEIGHT:** 6-3/210

**BATS/THROWS:** R/R

**BORN:** 12/15/88 in Dallas, TX

**OPENING DAY AGE:** 26

**RESIDES:** Highland Village, TX

**ACQUIRED:** Selected in Rule 5 Draft from Boston, 12/6/12

**M.L. SERVICE:** 1 year, 68 days

**CONTRACT STATUS:** Signed thru 2015

RHP

57

PLAYERS

2014		GAME HIGHS		CAREER	
IP: 3.0, 7/26 vs. CWS	Walks: 2, 8/28 at KC		IP: 4.0, 5/8/13 at BOS	Walks: 2, 8x, last 8/28/14 at KC	
SO: 4, 8/9 at OAK	CG: --		SO: 4, 8/9/14 at OAK	CG: --	
Win-Streak: 2, 8/2-22	Low-Hit: --		Win-Streak: 2, 2x, last 8/2-22/14	Low-Hit: --	

**PERSONAL:** Thomas Ryan Pressly...2007 graduate of Marcus (TX) High School...attended Carrollton American Heritage Academy for first three years of high school as pitcher and shortstop, leading the conference in 23 different offensive categories...transferred to Marcus High School for senior year...played baseball and football there (defensive back)...was tackled and suffered torn ACL during senior season, ending football career...received scholarship to play baseball at Texas Tech but elected to play professional baseball.

## 2014:

- Optioned from Twins spring training to Triple-A Rochester March 24.
- Posted a 2.04 ERA (17.2 IP, 4 ER) with one save in nine May games.
- Recorded at least one strikeout in 24 straight games April 26-July 8, fanning 45 in 42.1 innings during that time.
- Did not allow a home run in first 25 appearances (43.0 IP) April 6-June 20; first home run allowed was to Jose Pirela June 24 at Scranton/Wilkes-Barre.
- Converted six of seven save opportunities for the Red Wings.
- Recalled July 24 and spent rest of season with Minnesota.
- Eight of first nine appearances for the Twins were scoreless July 24-August 15, posting a 0.75 ERA in that span.
- Combined to go 3-4, 2.94 ERA (88.2 IP, 29 ER) with 29 walks and 77 strikeouts in 60 games between Rochester and Minnesota.

**2013:** Spent entire season on Twins roster, his first with a major league club...made major league debut April 4 vs. Detroit, tossing 1.0 scoreless innings with one hit allowed and one strikeout...earned first major league win May 8 at Boston, tossing a career-high 4.0 scoreless innings with two hits allowed...did not allow a home run in first 23 appearances (34.0 IP) April 4-June 22; allowed first home run June 26 at Miami to Placido Polanco...posted a 1.20 ERA (30.0 IP, 4 ER) in first 21 games April 4-June 14 with opponents hitting .200 (22-for-110)...posted ERA's of 1.69 (10.2 IP, 2 ER) in seven April games and 1.10 (16.1 IP, 2 ER) in 10 May games...appeared in 49 games, tied for eighth most for a rookie in club history; pitched 76.2 innings, sixth most for a rookie reliever in club history...ranked 10th among AL rookies in innings pitched, first among relievers, and third among all MLB relievers...tied for fifth among AL rookies in appearances.

**2012:** Started season with Single-A Salem (Boston)...promoted to Double-A Portland July 15...held right-handed batters to a .190 average (11-for-58)...combined to go 7-5, 5.38 ERA (103.2 IP, 62 ER) with 36 walks and 82 strikeouts in 34 games (12 starts) between both levels...pitched for Surprise Saguaros in the Arizona Fall League, going 0-0, 3.86 ERA (14.0 IP, 6 ER) with one save, one walk and 18 strikeouts in 10 games...selected by Minnesota in the major league phase of the Rule 5 Draft (4th overall) December 6, 2012.

**2011:** Spent entire season with Single-A Salem (Boston)...went 3-0, 2.33 ERA (19.1 IP, 5 ER) in four April starts...tossed at least 5.0 innings in 17 of 26 games...tied for first in Carolina League in starts (26)...led Salem in innings pitched (130.0).

**2010:** Spent entire season with Single-A Greenville...tied for second on the club in starts (24)...ranked seventh among Red Sox minor leaguers in ERA (3.72).

**2009:** Spent entire season with Single-A Lowell (Boston)...led club in strikeouts-per-9.0 IP (9.65)...tied for first on the club in strikeouts (64), and tied for second in wins (6)...made one playoff appearance, allowing one run in 3.0 innings pitched.

**2008:** Spent first professional season with GCL Red Sox, going 1-4, 3.79 ERA (40.1 IP, 17 ER) in 10 relief appearances...went 0-4, 4.21 ERA (36.1 IP, 17 ER) in nine starts.

**PROFESSIONAL:** Selected by Boston in the 11th round of the 2007 First-Year Player Draft; signed by scout Jim Robinson.



# PRESSLY'S PITCHING RECORD

YEAR	CLUB	W-L	ERA	G	GS	CG	SH	SV	IP	H	R	ER	HR	HB	BB	SO	WP	BK	BAA
2008	GCL Red Sox	1-4	3.79	10	9	0	0	0	40.1	41	18	17	2	3	21	34	4	0	.277
2009	Lowell	6-4	3.17	13	11	0	0	0	59.2	48	22	21	1	2	25	64	7	0	.220
2010	Greenville	5-7	3.72	26	24	0	0	0	113.2	110	55	47	9	5	43	96	5	0	.256
2011	Salem	6-11	4.50	26	26	0	0	0	130.0	125	84	65	9	13	53	72	11	0	.251
2012	Salem	5-3	6.28	20	12	0	0	0	76.0	86	58	53	9	4	26	61	10	0	.287
	Portland	2-2	2.93	14	0	0	0	0	27.2	23	9	9	2	0	10	21	2	0	.232
2013	MINNESOTA	3-3	3.87	49	0	0	0	0	76.2	71	37	33	5	0	27	49	7	0	.251
2014	Rochester	1-4	2.98	35	0	0	0	6	60.1	55	25	20	1	1	21	63	6	0	.238
	MINNESOTA	2-0	2.86	25	0	0	0	0	28.1	30	10	9	3	1	8	14	1	0	.278
Minor League Totals		26-35	4.11	144	82	0	0	6	507.2	488	271	232	33	28	199	411	45	0	.254
Major League Totals		5-3	3.60	74	0	0	0	0	105.0	101	47	42	8	1	35	63	8	0	.258

# PRESSLY'S CAREER FIELDING RECORD

POSITION	PCT	G	PO	A	E	TC	DP	PB
Pitcher	.964	74	9	18	1	28	2	—

# ALL-TIME 3-HOMER GAMES

TWINS	NO.	PLAYER	DATE	OPPONENT	AT-BATS (AB HR HIT)
	1	Tom McCraw	5-17-63	at Cleveland	5 (3-4-5)
	2	Harmon Killebrew	9-21-63	at Boston	5 (1-3-5)
	3	Tony Oliva	7-03-73	at Kansas City	5 (1-3-5)
	4	Justin Morneau	7-06-07	at Chicago-AL	5 (1-2-4)

OPPONENTS	NO.	PLAYER	DATE	OPPONENT	AT-BATS (AB HR HIT)
	1	Tom McCraw	5-24-67	Chicago-AL	6 (2-4-6)
	2	Joe Lahoud	6-11-69	Boston	5 (1-3-5)
	3	Bobby Grich	6-18-74	at Baltimore	5 (2-3-4)
	4	Al Oliver	5-23-79	at Texas	4 (1-3-4)
	5	Eddie Murray	8-29-79	Baltimore	5 (3-4-5)
	6	Jeff Burroughs	8-14-81	Seattle	4 (1-3-4)
	7	Doug DeCinces	8-13-82	at California	5 (1-2-3)
	8	Harold Baines	9-17-84	Chicago-AL	4 (1-3-4)
	9	Cory Snyder	5-21-87	at Cleveland	4 (1-2-4)
	10	Joe Carter	7-19-89	Cleveland	5 (1-2-4)
	11	Dave Winfield	4-13-91	California	6 (1-2-3)
	12	Dave Henderson	8-03-91	at Oakland	5 (1-2-3)
	13	Juan Gonzalez	6-07-92	at Texas	4 (1-2-4)
	14	Darnell Coles	7-05-94	Toronto	5 (2-4-5)
	15	Ernie Young	5-10-96	at Oakland	5 (1-3-4)
	16	Geronimo Berroa	8-12-96	at Oakland	5 (1-2-5)
	17	Ivan Rodriguez	9-11-97	at Texas	4 (2-3-4)
	18	Edgar Martinez	5-18-99	at Seattle	5 (3-4-5)
	19	Ellis Burks	6-19-01	at Cleveland	7 (3-4-7)
	20	Hee-Seop Choi	6-12-05	at Los Angeles-NL	4 (1-4-6)
	21	Nick Markakis	8-22-06	at Baltimore	4 (1-2-3)
	22	Evan Longoria	9-18-08	at Tampa Bay	5 (1-3-4)
	23	Jose Bautista	5-15-11	Toronto	5 (2-3-4)
	24	Curtis Granderson	4-19-12	at New York-AL	5 (1-2-3)





# STEPHEN PRYOR

**HEIGHT/WEIGHT:** 6-4/235  
**BATS/THROWS:** R/R  
**BORN:** 7/23/89 in Donelson, TN  
**OPENING DAY AGE:** 25  
**RESIDES:** Ringgold, GA  
**ACQUIRED:** Trade with Seattle, 7/24/14  
**M.L. SERVICE:** 1 year, 144 days  
**CONTRACT STATUS:** Signed thru 2015

PLAYERS

RHP **55**

2014			GAME HIGHS		CAREER	
IP: 1.2, 7/9 vs. MIN	Walks: 2, 7/9 vs. MIN			IP: 2.0, 2x, last 4/5/13 at CWS	Walks: 2, 3x, last 7/9/14 vs. MIN	
SO: 1, 7/9 vs. MIN	CG: --			SO: 4, 8/7/12 at BAL	CG: --	
Win-Streak: --	Low-Hit: --			Win-Streak: 3, 6/8-8/22/12	Low-Hit: --	

**PERSONAL:** Stephen Michael Pryor...graduated from Friendship Christian (TN) High School in June 2007...attended Cleveland State Community College as a freshman in 2008, going 7-3, 5.55 ERA (60.1 IP, 37 ER) with 50 walks and 76 strikeouts in 12 games...played college baseball at Tennessee Tech University in 2010 as junior, going 4-4, 5.71 ERA (41.0 IP, 26 ER) with four saves, 22 walks and 75 strikeouts in 24 games (1 start) for the Golden Eagles.

## 2014:

- Placed on 15-day disabled list March 21 with right back strain.
- Began season on rehab assignment with Double-A Jackson (Seattle), making four appearances and was returned from rehab; reinstated April 16 and optioned to Triple-A Tacoma.
- Pitched in 12 games and was placed on 7-day disabled list May 29 with a right shoulder strain; reinstated June 11.
- Held right-handed hitters to a .217 (13-for-60) batting average and left-handers to a .236 (13-for-55) batting average while at Tacoma.
- Recalled by Seattle June 9 and appeared in one game, that night, vs. Minnesota, pitching 1.2 innings and was optioned back to Tacoma after game.
- Was outrighted and traded to Minnesota in exchange for first baseman Kendrys Morales July 24; optioned to Triple-A Rochester.
- Posted 12.2 scoreless inning streak August 3-21 (7 games).
- 12 of 14 appearances for Red Wings were scoreless.

**2013:** Made first career Opening Day roster for Seattle...recorded hold with 0.1 inning pitched, stranding three runners April 1 on Opening Night at Oakland...did not allow a run in seven appearances (7.1 IP) and stranded seven of eight inherited runners before being placed on DL April 15 with a tear in right latissimus dorsi muscle...made five rehab appearances with Single-A Everett and Triple-A Tacoma...had season-ending surgery August 9 to repair his right latissimus dorsi muscle.

**2012:** Spent season with Single-A High Desert (Seattle), Double-A Jackson and Triple-A Tacoma...recorded nine saves with a 0.64 ERA (28.0 IP, 2 ER) in 21 relief appearances combined between Tacoma (12.0 IP) and Jackson (16.0 IP, 2 ER)...averaged 11.0 strikeouts-per-9.0 IP in the minors...did not allow an earned run in 27.0 innings (1 run) for Tacoma before having contract selected by Seattle June 1...made major league debut June 2 at Chicago-AL, striking out his first batter (Paul Konerko)...earned first career win in six-pitcher no-hitter June 8 vs. Los Angeles-NL (0.1 IP); became third pitcher in MLB history to collect his first MLB win in a no-hitter, joining Bobo Holloman (May 6, 1953 with St. Louis vs. Philadelphia A's) and Wilson Alvarez (April 11, 1991 with Chicago-AL at Baltimore)...suffered left groin strain June 12 vs. San Diego and was played on 15-day disabled list; reinstated July 21...averaged 10.56 strikeouts-per-9.0 IP for Mariners and retired first batter faced in 21 of 26 appearances (80.8%).

**2011:** Began season with Single-A High Desert...promoted to Double-A Jackson July 15...15 of 17 appearances were scoreless, including only one earned run over last 17.1 innings (0.52 ERA) July 26-September 3...played for Lara in the Venezuelan Winter League, going 1-1, 3.38 ERA (16.0 IP, 6 ER) in 13 games.

**2010:** Began professional career with Single-A Everett...allowed one run in 18.1 relief innings, while holding opponents to a .119 (7-for-59) batting average...promoted to Clinton on August 2.

**PROFESSIONAL:** Selected by Seattle in the fifth round of the 2010 First-Year Player Draft; signed by scout Alvin Rittman...originally selected by Texas in the 42nd round of the 2008 First-Year Player Draft but did not sign, electing to attend Cleveland State Community College.



PRYOR'S PITCHING RECORD																			
YEAR	CLUB	W-L	ERA	G	GS	CG	SH	SV	IP	H	R	ER	HR	HB	BB	SO	WP	BK	BAA
2010	Everett	0-0	0.49	11	0	0	0	4	18.1	7	1	1	0	0	7	26	1	0	.119
	Clinton	0-2	3.71	12	0	0	0	1	17.0	17	12	7	0	1	6	29	3	1	.250
2011	High Desert	1-0	7.67	22	0	0	0	4	27.0	28	24	23	2	2	26	34	5	0	.264
	Jackson	2-1	1.19	17	0	0	0	6	22.2	9	4	3	0	1	7	27	1	0	.123
2012	High Desert	0-0	6.75	2	1	0	0	0	2.2	0	2	2	0	0	3	3	0	0	.000
	Jackson	1-0	1.13	11	0	0	0	7	16.0	7	3	2	0	0	5	24	0	0	.125
	Tacoma	0-0	0.00	16	0	0	0	3	20.0	11	0	0	0	0	11	20	1	0	.159
	SEATTLE	3-1	3.91	26	0	0	0	0	23.0	22	13	10	5	0	13	27	3	0	.120
	Everett	0-0	27.00	1	1	0	0	0	0.2	3	3	2	1	0	0	1	0	1	.600
	Tacoma	0-0	15.00	4	0	0	0	0	3.0	5	5	5	0	0	2	1	1	0	.333
	SEATTLE	0-0	0.00	7	0	0	0	0	7.1	3	0	0	0	0	1	7	0	0	.120
	2014	Jackson	0-1	14.73	4	0	0	0	0	3.2	5	6	6	2	0	3	3	0	0
Tacoma		2-1	4.65	24	0	0	0	1	31.0	26	16	16	4	0	18	27	2	0	.226
	Rochester	1-0	0.89	14	0	0	0	2	20.1	6	2	2	2	0	16	22	5	0	.094
	SEATTLE	0-0	0.00	1	0	0	0	0	1.2	1	1	0	0	0	2	1	1	0	.200
Minor League Totals		7-5	3.41	138	2	0	0	28	182.1	124	78	69	11	4	104	217	19	2	.190
Major League Totals		3-1	2.81	34	0	0	0	0	32.0	26	14	10	5	0	16	35	4	0	.222

PRYOR'S CAREER FIELDING RECORD								
POSITION	PCT	G	PO	A	E	TC	DP	PB
Pitcher	1.000	35	3	2	0	5	1	—

TWINS 2015 ROSTER - HOW CONSTRUCTED					
	FIRST-YEAR PLAYER DRAFT (13)	VIA TRADE (7)	SIGNED AS FREE AGENT (17)	RULE-5 DRAFT (2)	CLAIMED OFF WAIVERS (1)
2001:	Joe Mauer (1st round)				
2004:	Glen Perkins (1st round) Trevor Plouffe (1st round)				
2005:	Brian Duensing (3rd round)				
2006:			Josmil Pinto		
2007:			Oswaldo Arcia Danny Santana		
2008:	Aaron Hicks (1st round) Michael Tonkin (30th round)				
2009:	Brian Dozier (8th round) Kyle Gibson (1st round) Chris Herrmann (6th round)		Max Kepler Jorge Polanco Miguel Sano Kennys Vargas		
2010:	A.J. Achter (46th round) Logan Darnell (6th round) Eddie Rosario (4th round)				
2011:	Jason Wheeler (8th round)	Lester Oliveros (DET)	Caleb Thielbar Aaron Thompson		
2012:		Eduardo Escobar (CWS) Trevor May (PHI) Alex Meyer (WAS)	Casey Fien	Ryan Pressly (BOS)	
2013:			Phil Hughes Ricky Nolasco Mike Pelfrey Kurt Suzuki		
2014:		Tommy Milone (OAK) Eduardo Nunez (NYY) Stephen Pryor (SEA)	Torii Hunter Ervin Santana Tim Stauffer	J.R. Graham (ATL)	Jordan Schafer (ATL)
*LIST INCLUDES 40-MAN ROSTER AND EXCLUDES NON-ROSTER INVITES					





# SHANE ROBINSON

**HEIGHT/WEIGHT:** 5-9/165

**BATS/THROWS:** R/R

**BORN:** 10/30/84 in Tampa, FL

**OPENING DAY AGE:** 30

**RESIDES:** Atlanta, GA

**ACQUIRED:** Signed as minor league free agent, 12/5/14

**M.L. SERVICE:** 2 years, 141 days

**CONTRACT STATUS:** Signed thru 2015

NON-ROSTER INVITE

OF

21

PLAYERS

2014		GAME HIGHS		CAREER	
Hits: 3, 5/22 vs. ARI	HR: --		Hits: 3, 6x, last 5/22/14 vs. ARI	HR: 1, 5x, last 6/11/13 at NYM	
RBI: 2, 5/22 vs. ARI	Grand Slam: --		RBI: 3, 2x, last 7/24/13 vs. PHI	Grand Slam: --	
Hit-Streak: 1, 7x, last 8/25 at PIT	SB: --		Hit-Streak: 6, 8/16-22/13	SB: 1, 7x, last 8/24/13 vs. ATL	

**PERSONAL:** Shane Michael Robinson...wife, Jessica...daughter, Tinley Anne (4/26/12)...2002 graduate of Tampa (FL) Jesuit High School, the same high school to produce manager Lou Piniella, Brad Radke, Jason Michaels and Dave Magadan...lettered all four years in both baseball and football and was recruited by Duke and Stanford for football...Jesuit retired his No. 3 in football...named First-Team All-State in baseball and football his junior and senior seasons...played college baseball for Florida State, started all 202 games during his career and is the only player in FSU history to steal 100 bases...compiled a 40-game hitting streak at FSU in 2005 (T11th all-time NCAA), snapping J.D. Drew's school record of 34; Florida's House of Representatives passed a resolution recognizing the streak...that same year led the NCAA in runs scored (96) and was the first player in school history to have 100 hits and steal 40 bases in the same season...named 2005 National Player of the Year...played for Team USA in 2005.

## 2014:

- Began season on St. Louis' Opening Day roster and had four different stints with the Cardinals.
- Hit .373 (22-for-59) in 17 May games for Triple-A Memphis.
- Hit .333 (17-for-51) against left-handed pitching at Memphis and .293 (41-for-140) against right-handed pitching.
- Played 20 games for St. Louis (7 starts); did not commit an error in 21 total chances and recorded one outfield assist.
- Placed on 15-day disabled list with partial dislocation in left shoulder August 26, ending his season; suffered injury sliding into second base the previous night.
- Transferred to 60-day disabled list September 4.

**2013:** Spent nearly first full season with St. Louis...went 5-for-18 (.278) as a pinch-hitter, tying him for second-most on the club...homered twice in the span of a week with solo home runs June 4 vs. Arizona and June 11 at New York-NL...hit his first career triple July 24 vs. Philadelphia...placed on 15-day disabled list with a right shoulder strain July 31...went on rehab assignment with Double-A Springfield; reinstated August 15...appeared in eight postseason games, four times in the outfield, including three starts...hit pinch-hit home run in the seventh inning of Game 4 during the NLCS vs. Los Angeles-NL, his first career postseason hit and first career pinch-hit home run...started LCS Game 6, his first postseason start and reached base three times (2 singles) with two RBI and one run...started in centerfield in Game 1 of the World Series vs. Boston...recorded pinch-hit double and scored in the seventh inning of World Series Game 4...started in centerfield in Game 5.

**2012:** Made St. Louis' Opening Day roster for first time in career...optioned May 12 (Lance Berkman activated) but recalled three days later May 15 (Jay DL)...went 3-for-4 with home run and two RBI June 7 at Houston...went 2-for-4 with game-winning RBI (first of his career) July 1 vs. Pittsburgh...optioned to Memphis July 13...recalled final time August 3...led all rookies in baseball with 11 pinch-hits (tied ninth among all NL players)...appeared in 10 games with nine plate appearances (pinch-ran) in postseason...went 0-for-6 as a pinch-hitter, with one pinch walk and appeared in the field three times (2 LF, RF)...recorded RBI groundout in Game 3 of NLCS vs. San Francisco.

**2011:** Began season with Triple-A Memphis (St. Louis)...suffered fractured cheek bone in an outfield collision with Andrew Brown just six games into the season...went on rehab assignment with GCL Cardinals and was reinstated July 14, reporting to Double-A Springfield...hit .484 (15-for-31) in seven games for Springfield...hit walk-off grand slam vs. Iowa August 1 off Scott Maine with two outs in bottom of the 9th; his second multi-HR game during the season and second in 12 days...committed one error in 120 total chances for a .992 fielding percentage...had contract purchased by St. Louis September 2.

**2010:** Spent season with Triple-A Memphis and played 26 games (25 starts centerfield) before dislocating his left shoulder May 8 sidelining him for the rest of the season...hit .476 (10-for-21) with runners in scoring position and .500 (6-for-12) with RISP and two outs...committed one error in 66 total chances for a .985 fielding percentage...ranked as the best defensive outfielder in Cardinals organization for the second consecutive season by *Baseball America's* Best Tools survey.

**2009:** Began season with Triple-A Memphis...placed on 7-day disabled list April 28 with cyst on right shin; reinstated May 5...recalled May 7 vs. Pittsburgh and made major league debut that night, going 0-for-1...recorded first major league hit May 10 at Cincinnati, a pinch-hit double, off Jared Burton...went 2-for-4 for first major league stolen base May 16 vs. Milwaukee...played 11 games for St. Louis before being optioned to Memphis May 20...hit first professional grand slam August 6 at Salt Lake City off Francisco Rodriguez...tied for team lead in sacrifice hits (8), third in stolen



bases (16), fourth in doubles (18), and fifth in runs (46) and hits (82)...recorded ninth best average, hitting .333 (7-for-21) in the Triple-A playoffs, including hits in six of seven playoff games...ranked as best defensive outfielder in Cardinals organization by *Baseball America's* Best Tools survey.

**2008:** Split season between Double-A Springfield and Triple-A Memphis...named Cardinals organizational Player of the Month for April, hitting .410 (32-for-78)...named Texas League Player of the Week May 5-11, hitting .652 (15-for-23) with four doubles...named to the Texas League All-Star Game but did not appear due to recall to Memphis...placed on 7-day disabled list July 25-August 15 with a strained right oblique...went hitless in six games July 18-August 17, the first time in career without a hit for more than a three-game stretch...played in 26 games for Peoria in the Arizona Fall League, hitting .280 (30-for-107), leading the team in runs (27) and at-bats (107); hit two home runs with 24 RBI and tied for third in the AFL in stolen bases (8).

**2007:** Spent season at Single-A Palm Beach (St. Louis) but played in just 47 games due to a foot injury...hit safely in 35 of 43 games...ranked third on club in stolen bases (14).

**2006:** Spent first professional season with Single-A Quad Cities (St. Louis)...hit safely in 47 of 63 games...recorded league-high 21-game hitting streak July 2-26...committed just one error in 146 chances to lead outfielders (.993) and finished second on the team in outfield assists (5).

**PROFESSIONAL:** Selected by St. Louis in the fifth round pick of the 2006 First-Year Player Draft.

ROBINSON'S PLAYING RECORD																			
YEAR	CLUB	AVG	G	AB	R	H	2B	3B	HR	RBI	SH	SF	HB	BB	SO	SB	CS	E	OBP
2006	Quad Cities	.282	63	252	41	71	9	2	0	21	1	2	6	20	20	13	3	1	.346
2007	GCL Cardinals	.182	4	11	1	2	0	0	0	1	0	1	0	2	1	0	0	0	.286
	Palm Beach	.253	43	166	22	42	6	1	3	13	3	3	2	16	16	14	4	2	.321
2008	Springfield	.352	63	244	46	86	17	3	4	32	3	4	3	17	34	13	5	2	.396
	Memphis	.220	42	141	10	31	4	1	1	10	2	2	1	5	24	2	3	0	.248
2009	ST. LOUIS	.240	11	25	1	6	1	0	0	1	0	1	0	0	2	1	0	0	.231
	Memphis	.238	100	345	46	82	18	3	5	40	8	4	8	28	42	16	3	2	.306
2010	Memphis	.279	26	86	9	24	5	0	2	13	3	1	0	7	13	3	3	1	.330
2011	GCL Cardinals	.136	6	22	4	3	2	1	0	0	0	0	1	0	1	0	0	0	.174
	Springfield	.484	7	31	8	15	2	0	3	8	0	0	2	4	1	0	1	0	.568
	Memphis	.299	43	167	35	50	8	3	4	23	2	4	1	19	16	9	1	1	.366
	ST. LOUIS	.000	9	7	0	0	0	0	0	0	0	0	0	1	2	0	0	0	.125
2012	Memphis	.300	18	70	15	21	4	2	0	3	0	0	2	8	15	5	0	0	.388
	ST. LOUIS	.253	102	166	20	42	8	0	3	16	0	1	0	14	32	1	0	2	.309
2013	Springfield	.200	3	10	0	2	0	0	0	0	0	0	0	2	1	0	0	0	.333
	ST. LOUIS	.250	99	144	22	36	2	1	2	16	0	4	0	23	17	5	1	3	.345
2014	Memphis	.304	53	191	33	58	12	0	2	16	0	1	2	22	25	4	2	0	.380
	ST. LOUIS	.150	47	60	3	9	1	1	0	4	0	0	0	6	10	0	1	0	.227
Minor League Totals		.281	471	1736	270	487	87	16	24	180	22	22	28	150	209	79	25	9	.343
Major League Totals		.231	268	402	46	93	12	2	5	37	0	6	0	44	63	7	2	5	.303

ROBINSON'S CAREER FIELDING RECORD									
POSITION	PCT	G	PO	A	E	TC	DP	PB	
Outfield	.977	173	210	4	5	219	1	—	

ROBINSON'S WILD CARD RECORD																			
YEAR	OPPONENT	AVG	G	AB	R	H	2B	3B	HR	RBI	SH	SF	HB	BB	SO	SB	CS	E	OBP
2012	Atlanta	.000	1	1	0	0	0	0	0	0	0	0	0	0	0	0	0	0	.000
Wild Card Totals		.000	1	1	0	0	0	0	0	0	0	0	0	0	0	0	0	0	.000

ROBINSON'S DIVISION SERIES RECORD																			
YEAR	OPPONENT	AVG	G	AB	R	H	2B	3B	HR	RBI	SH	SF	HB	BB	SO	SB	CS	E	OBP
2012	Washington	.000	1	1	1	0	0	0	0	0	0	0	0	1	0	0	0	0	.500
2013	Pittsburgh	.000	1	1	0	0	0	0	0	0	0	0	0	0	0	0	0	0	.000
Division Series Totals		.000	2	2	1	0	0	0	0	0	0	0	0	1	0	0	0	0	.333

ROBINSON'S CHAMPIONSHIP SERIES RECORD																			
YEAR	OPPONENT	AVG	G	AB	R	H	2B	3B	HR	RBI	SH	SF	HB	BB	SO	SB	CS	E	OBP
2012	San Francisco	.000	6	6	0	0	0	0	0	0	1	0	0	0	2	0	0	0	.000
2013	Los Angeles-NL	.429	3	7	2	3	0	0	1	3	0	0	0	0	0	0	0	0	.429
Championship Series Totals		.231	9	13	2	3	0	0	1	4	0	0	0	0	2	0	0	0	.231

ROBINSON'S WORLD SERIES RECORD																			
YEAR	OPPONENT	AVG	G	AB	R	H	2B	3B	HR	RBI	SH	SF	HB	BB	SO	SB	CS	E	OBP
2013	Boston	.250	4	8	1	2	1	0	0	0	0	0	0	0	2	0	0	0	.250
World Series Totals		.250	4	8	1	2	1	0	0	0	0	0	0	0	2	0	0	0	.250





# TAYLOR ROGERS

**HEIGHT/WEIGHT:** 6-3/182

**BATS/THROWS:** L/L

**BORN:** 12/17/90 in Littleton, CO

**OPENING DAY AGE:** 24

**RESIDES:** Littleton, CO

**ACQUIRED:** 11th round, 2012 First-Year Player Draft

**M.L. SERVICE:** None

**CONTRACT STATUS:** Signed thru 2015

**NON-ROSTER INVITE**

**LHP 80**

**PERSONAL:** Taylor Allen Rogers...2009 graduate of Chatfield (CO) High School...attended University of Kentucky and pitched for three years from 2010-12, going 13-18, 5.35 ERA (249.0 IP, 148 ER) with 55 walks and 172 strikeouts in 45 games (42 starts)...has twin brother, Tyler, who was drafted by San Francisco in the 10th round of the 2013 First-Year Player Draft out of Austin Peay State University and is still in their organization.

## 2014:

- Spent entire season with Double-A New Britain.
- Named Twins minor league Player of the Week June 27 after allowing one run and one walk in 8.0 innings pitched while striking out 11 June 25 vs. Altoona.
- Named Eastern League Midseason All-Star.
- Placed on 7-day disabled list with left biceps tendinitis July 20; reinstated August 9.
- Named Twins minor league Pitcher of the Month in August, going 3-0, 0.64 ERA (28.0 IP, 2 ER) in five starts.
- Did not allow a home run in final 17 starts (108.1 IP) since May 18.
- Held left-handed batters to a .217 (31-for-143) batting average and right-handers to a .285 (119-for-417) average.
- Led the Rock Cats in innings pitched (145.0), wins (11), strikeouts (113) and was second in starts (24).
- Tied for third in the Eastern League in wins, fifth in strikeouts, sixth in innings pitched and sixth in ERA (3.29).
- Pitched for Salt River in the Arizona Fall League, going 0-0, 1.59 ERA (5.2 IP, 1 ER) in three games (2 starts).
- Named 15th best prospect in Twins system by *Baseball America* entering 2015.

**2013:** Started season with Single-A Cedar Rapids where he made three starts before being transferred to Single-A Ft. Myers to finish the season...named Twins minor league Player of the Week May 31, tossing 7.0 shutout innings in a win vs. Bradenton...pitched first career complete game June 2 at Palm Beach, allowing one run on six hits in 5.2 innings...placed on 7-day disabled list with left groin strain July 4; reinstated July 11...pitched first career complete game shutout July 18 at Dunedin, allowing one hit (2-out double in the sixth), eight strikeouts and two walks in 9.0 innings; named the Florida State League Pitcher of the Week following that outing July 22...pitched second complete game shutout August 3 at Tampa, allowing five hits and three walks while striking out seven in 9.0 innings...named Twins minor league Pitcher of the Month in August, going 2-1, 0.89 ERA (40.1 IP, 4 ER) with 32 strikeouts in six starts...led Florida State League in complete games (3), tied for first in shutouts (2), second in ERA (2.55), second in fewest baserunners-per-9.0 innings (10.93), and third in wins (11)...named Florida State League Postseason All-Star...ranked 19th best prospect in Twins system by *Baseball America* entering 2014.

**2012:** Began first professional season with Rookie Elizabethton, going 2-1, 1.80 ERA (30.0 IP, 6 ER) in six starts...spent second half of season with Single-A Beloit, going 2-2, 2.70 ERA (33.1 IP, 10 ER) with 12 walks and 35 strikeouts in nine games (4 starts)...combined to go 4-3, 2.27 ERA (63.1 IP, 16 ER) with 17 walks and 74 strikeouts in 15 games (10 starts) at both levels combined.

**PROFESSIONAL:** Selected by the Twins in the 11th round of the 2012 First-Year Player Draft; signed by scout Rick Sellers...originally drafted by the Orioles in the 37th round of the 2009 First-Year Player Draft.

## ROGERS' PITCHING RECORD

YEAR	CLUB	W-L	ERA	G	GS	CG	SH	SV	IP	H	R	ER	HR	HB	BB	SO	WP	BK	BAA
2012	Elizabethton	2-1	1.80	6	6	0	0	0	30.0	20	7	6	2	3	5	39	0	0	.187
	Beloit	2-2	2.70	9	4	0	0	0	33.1	33	18	10	5	2	12	35	5	0	.248
2013	Cedar Rapids	0-1	7.20	3	3	0	0	0	10.0	14	12	8	1	0	4	10	1	0	.304
	Ft. Myers	11-6	2.55	22	21	3	2	0	130.2	119	46	37	5	9	32	83	8	0	.248
2014	New Britain	11-6	3.29	24	24	1	0	0	145.0	150	63	53	4	6	37	113	4	0	.268
<b>Minor League Totals</b>		<b>26-16</b>	<b>2.94</b>	<b>64</b>	<b>58</b>	<b>4</b>	<b>2</b>	<b>0</b>	<b>349.0</b>	<b>336</b>	<b>146</b>	<b>114</b>	<b>17</b>	<b>20</b>	<b>90</b>	<b>280</b>	<b>18</b>	<b>0</b>	<b>.254</b>





# DAN ROHLFFING

**HEIGHT/WEIGHT:** 6-0/205

**BATS/THROWS:** R/R

**BORN:** 2/12/89 in St. Louis, MO

**OPENING DAY AGE:** 26

**RESIDES:** St. Louis, MO

**ACQUIRED:** 14th round, 2007 First-Year Player Draft

**M.L. SERVICE:** None

**CONTRACT STATUS:** Signed thru 2015

NON-ROSTER INVITE

C 84

**PERSONAL:** Daniel Wayne Rohlffing (pronounced ROLL-fing)...2007 graduate of Oakville (MO) High School...named the Suburban West Conference Player of the Year, First-Team All-State and First-Team All-Conference as a catcher in senior season, batting .486 with three home runs, 27 RBI and a .591 on-base percentage...nominated as a High School All-American as senior...named First-Team All-Conference as a junior third baseman after batting .386...hit .305 as a sophomore.

## 2014:

- Was an invitee to Twins spring training; was reassigned to minor league camp March 29 and spent entire season with Triple-A Rochester.
- Hit first home run of season June 4 at Charlotte (Game 1); his third career Triple-A home run.
- Recorded season-high six-game hitting streak June 13-23, hitting .412 (7-for-17) with four doubles during the streak.
- Earned save August 3 at Louisville with 1.0 scoreless inning and one hit allowed; pitched the 15th inning, making first professional pitching appearance...made second career appearance August 9 at Indianapolis, pitching 1.0 scoreless inning with a strikeout.
- Played 58 games at catcher for the Red Wings, six at first base and four in the outfield (3 in left, 1 in right).

**2013:** Was an invitee to Twins spring training; was reassigned to minor league camp March 25 and began the season with Double-A New Britain...hit .310 (18-for-58) with a .412 on-base percentage in 18 April games...transferred to Triple-A Rochester May 28 and played in 26 games, hitting .314 (27-for-86) with a .402 on-base percentage; hit safely in 11 of first 12 games and in 15 of first 17...optioned back to New Britain June 30 and played in 47 games to finish the season...played 59 games at catcher, 41 in the outfield and seven at first base between both levels.

**2012:** Was an invitee to Twins spring training; was reassigned to minor league camp March 19...started the season with Single-A Ft. Myers...hit .218 (36-for-165) with eight doubles, one home run and 19 RBI in 45 games before being promoted to Double-A New Britain June 12...set season-high with four hits June 30 vs. Bowie...committed just two errors on the season, in consecutive games August 25 and 26 at New Hampshire, one in leftfield and one at catcher...hit .252 (41-for-163) with 12 doubles in 46 games for the Rock Cats...finished with minor league career-high in doubles (20) between both levels...played for Peoria Javelinas in the Arizona Fall League, batting .333 (6-for-18) with five RBI in five games; replaced Chris Herrmann on the roster, who left due to left shoulder inflammation.

**2011:** Started season with Single-A Ft. Myers and played in three games for the Miracle before being promoted to Double-A New Britain April 15...played 54 games for the Rock Cats...transferred to Single-A Ft. Myers July 11...recorded a career-high with four hits in second game back with the Miracle July 13 vs. Daytona...batted .345 (20-for-58) against left-handed pitching at Ft. Myers...caught 74 games between Ft. Myers (34) and New Britain (40).

**2010:** Spent the season at Single-A Ft. Myers...was converted from an outfielder to a catcher, catching 28 games for the Miracle and playing six in the outfield...recorded a season-high seven-game hitting streak April 25-May 14...went 3-for-4 with a double, a home run, two RBI and two runs scored May 6 vs. St. Lucie...played final game July 8 before being placed on the 7-day disabled list with right knee infection July 12.

**2009:** Spent the season with Rookie Elizabethton...hit only home run of the season August 17 vs. Danville (season-high three RBI)...recorded eight RBI in final 11 games...batted .295 (13-for-44) against left-handed pitching...played 32 games in the outfield, committing just one error.

**2008:** Spent the season with GCL Twins...hit first professional home run August 24 vs. GCL Orioles.

**2007:** Spent first professional season with Rookie GCL Twins...batted .318 (7-for-22) in seven games in July.

**PROFESSIONAL:** Selected by the Twins in the 14th round of the 2007 First-Year Player Draft; signed by Twins scout Gregg Miller.



# ROHLFING'S PLAYING RECORD

YEAR	CLUB	AVG	G	AB	R	H	2B	3B	HR	RBI	SH	SF	HB	BB	SO	SB	CS	E	OBP
2007	GCL Twins	.232	22	56	3	13	1	0	0	7	1	0	0	7	11	0	2	0	.313
2008	GCL Twins	.200	25	70	10	14	3	1	1	8	0	0	3	7	17	0	0	2	.300
2009	Elizabethton	.239	32	113	17	27	6	2	1	14	0	2	0	15	26	1	0	1	.323
2010	Ft. Myers	.242	41	132	13	32	13	0	1	13	2	0	3	15	36	0	1	6	.333
2011	Ft. Myers	.272	49	173	25	47	8	1	2	13	2	2	1	13	37	1	2	5	.323
	New Britain	.247	54	166	19	41	7	0	0	21	1	0	0	12	33	1	2	2	.298
2012	Ft. Myers	.218	45	165	10	36	8	0	1	19	1	2	2	17	34	0	1	0	.296
	New Britain	.252	46	163	15	41	12	1	0	8	0	0	3	7	37	0	2	2	.295
2013	New Britain	.253	86	289	31	73	13	1	1	30	2	1	3	34	76	0	0	6	.336
	Rochester	.314	26	86	16	27	2	1	2	12	1	2	0	14	20	0	1	0	.402
2014	Rochester	.205	75	219	29	45	17	0	2	23	0	2	5	28	56	0	1	2	.307
Minor League Totals		.243	501	1632	188	396	90	7	11	168	10	12	20	169	383	3	12	24	.319

PLAYERS

## TWINS BIRTHDAYS

### JANUARY

January 3, 1990  
January 5, 1989  
January 5, 1990  
January 14, 1990  
January 14, 1984  
January 15, 1991  
January 19, 1989  
January 24, 1986  
January 31, 1987

### PLAYER (OPENING DAY AGE)

Alex Meyer (25)  
Eduardo Escobar (26)  
Danny Ortiz (25)  
J.R. Graham (25)  
Mike Pelfrey (31)  
Mitch Garver (24)  
James Beresford (26)  
Jose Martinez (29)  
Caleb Thielbar (28)

### FEBRUARY

February 2, 1989  
February 5, 1981  
February 5, 1987  
February 10, 1993  
February 12, 1987  
February 12, 1989  
February 16, 1987  
February 22, 1983  
February 28, 1987

Logan Darnell (26)  
Adrian Salcedo (24)  
Mark Hamburger (28)  
Max Kepler (22)  
Argenis Diaz (28)  
Dan Rohlfing (26)  
Tommy Milone (28)  
Brian Duensing (32)  
Aaron Thompson (28)

### MARCH

March 2, 1983  
March 3, 1986  
March 31, 1989

Glen Perkins (32)  
Eric Farris (29)  
Josmil Pinto (26)

### APRIL

April 19, 1983  
April 30, 1988

Joe Mauer (31)  
Ryan O'Rourke (26)

### MAY

May 9, 1991  
May 11, 1993  
May 15, 1987  
May 27, 1994  
May 28, 1988

Oswaldo Arcia (23)  
Miguel Sano (21)  
Brian Dozier (27)  
Jose Berrios (20)  
Lester Oliveros (26)

### JUNE

June 6, 1982  
June 15, 1986  
June 15, 1987  
June 24, 1980  
June 24, 1986

Tim Stauffer (32)  
Trevor Plouffe (28)  
Eduardo Nunez (27)  
Doug Bernier (34)  
Phil Hughes (28)

### JULY

July 1, 1991  
July 3, 1990  
July 5, 1993  
July 11, 1981  
July 18, 1975  
July 23, 1989

### PLAYER (OPENING DAY AGE)

Heiker Meneses (23)  
Tyler Grimes (24)  
Jorge Polanco (21)  
Blaine Boyer (33)  
Torii Hunter (39)  
Stephen Pryor (25)

### AUGUST

August 1, 1990  
August 26, 1985  
August 27, 1988

Kennys Vargas (24)  
Eric Fryer (29)  
A.J. Achter (26)

### SEPTEMBER

September 4, 1986  
September 23, 1989  
September 27, 1991

Jordan Schafer (28)  
Trevor May (25)  
Eddie Rosario (23)

### OCTOBER

October 2, 1989  
October 4, 1983  
October 21, 1983  
October 27, 1990  
October 23, 1987  
October 30, 1984

Aaron Hicks (25)  
Kurt Suzuki (31)  
Casey Fien (31)  
Jason Wheeler (24)  
Kyle Gibson (27)  
Shane Robinson (30)

### NOVEMBER

November 7, 1990  
November 19, 1989  
November 24, 1987

Danny Santana (24)  
Michael Tonkin (25)  
Chris Herrmann (27)

### DECEMBER

December 12, 1982  
December 13, 1982  
December 15, 1988  
December 17, 1990  
December 18, 1993  
December 27, 1990  
December 27, 1991

Ervin Santana (32)  
Ricky Nolasco (32)  
Ryan Pressly (26)  
Taylor Rogers (24)  
Byron Buxton (21)  
Tyler Duffey (24)  
Stuart Turner (23)

List includes non-roster invites





# EDDIE ROSARIO

**HEIGHT/WEIGHT:** 6-1/180

**BATS/THROWS:** L/R

**BORN:** 9/28/91 in Guayama, PR

**OPENING DAY AGE:** 23

**RESIDES:** Guayama, PR

**ACQUIRED:** 4th round, 2010 First-Year Player Draft

**M.L. SERVICE:** None

**CONTRACT STATUS:** Signed thru 2015

OF **60**

**PERSONAL:** Eddie Manuel Rosario (pronounced row-SAW-ree-oh)...attended Rafael Lopez Landron (PR) High School; one of five players from that school to be drafted by major league team.

## 2014:

- ✦ Missed time serving 50-game suspension and reinstated May 29; began season with Single-A Ft. Myers.
- ✦ Played eight games for the Miracle, hitting .300 (9-for-30) and promoted to Double-A New Britain June 6.
- ✦ Recorded two-homer game July 22 vs. Altoona.
- ✦ Combined to hit .243 (84-for-346) with 20 doubles, three triples, eight home runs, 40 RBI and 45 runs scored in 87 games between both levels.
- ✦ Played 72 games in the outfield (50 in centerfield) and 18 at second base at both levels combined.
- ✦ Participated in the Arizona Fall League, playing for the Salt River Rafterers, hitting .330 (33-for-100) with 18 RBI and 10 stolen bases in 24 games; lost batting title to Cincinnati prospect Jesse Winkler (.338) on final day of season...named to AFL East Fall Stars Team...went 4-for-5 with a double and home run.
- ✦ Ranked 10th best prospect in Twins system by *Baseball America* entering 2015.
- ✦ Added to Twins 40-man roster November 20.

**2013:** Began exhibition season playing for Team Puerto Rico in the World Baseball Classic, hitting .214 (3-for-14) with one double and four strikeouts in six games...converted to full-time second baseman from outfielder, playing 115 games at second between two levels combined...began regular season with Single-A Ft. Myers...hit .346 (36-for-104) with seven doubles, three home runs and 19 RBI in 25 April games, including two four-hit games: April 7 at Bradenton and April 19 at St. Lucie...promoted to Double-A New Britain June 10...named Eastern League Player of the Week for the period of August 19-25, hitting .433 (10-for-30) with four doubles, one home run, eight RBI, five runs scored and a .667 slugging percentage in seven games...combined to hit .302 (150-for-496) with 32 doubles, eight triples, 10 home runs, 73 RBI and 80 runs scored in 122 games between both levels...played in the Arizona Fall League with Glendale Desert Dogs, hitting .238 (19-for-80) with one double, one triple and seven RBI in 20 games...named to West Division Fall Stars Team...named second baseman on MiLB.com Twins organizational All-Star team...received 50-game suspension January 4, 2014 for violating the Minor League Drug Prevention and Treatment Program.

**2012:** Started season with Single-A Beloit...hit .293 (70-for-239) in 62 games before being placed on 7-day disabled list June 12 with a broken cheek bone after getting hit in the face during batting practice; played five games on rehab assignment with GCL Twins and was reinstated July 31...named to Midwest League All-Star team...hit .309 (95-for-307) against right-handed pitching and .247 (21-for-85) against left-handed pitching...played 71 games at second base and 20 in centerfield for both levels combined...ranked 12th best prospect in Midwest League by *Baseball America*...named outfielder on MiLB.com's Twins organizational All-Star team...played in the Puerto Rican Winter League with Indios de Mayaguez and named Postseason All-Star...ranked seventh best prospect in Twins organization by *Baseball America* entering the 2013 season.

**2011:** Spent entire season with Rookie Elizabethton...named Appalachian League Player of the Week three times: June 27, August 22 and August 29...homered in four straight games June 26-29, including first career two-homer game June 29 at Johnson City; second two-homer game August 19 at Greeneville; and third two-homer game August 25 at Bluefield...named Twins minor league Player of the Week July 1, hitting .393 (11-for-28) with two doubles, five home runs and 12 RBI in seven games...named Appalachian League co-Player of the Year...named Appalachian League postseason All-Star...named Topps Short-Season/Rookie All-Star...received MiLB Round Tripper Award, Short-Season...named MiLB.com Short-Season Hitter of the Year...named to MiLB.com Twins organizational All-Star team...named to *Baseball America* Rookie All-Star team...played for Indios de Mayaguez in Puerto Rican Winter League, hitting .214 (9-for-42) in 16 games.

**2010:** Started professional career with GCL Twins...played all 51 games in the outfield, (34 in centerfield)...led Gulf Coast League in stolen bases (22), finished third in hits (57) and 10th in batting average (.294)...ranked 21st best prospect in Twins organization by *Baseball America* entering 2011 season.

**PROFESSIONAL:** Selected by the Twins in the fourth round of the 2010 First-Year Player Draft; signed by Twins scout Hector Otero.



## ROSARIO'S PLAYING RECORD

YEAR	CLUB	AVG	G	AB	R	H	2B	3B	HR	RBI	SH	SF	HB	BB	SO	SB	CS	E	OBP
2010	GCL Twins	.294	51	194	34	57	9	2	5	26	0	3	0	16	28	22	5	3	.343
2011	Elizabethhton	.337	67	270	71	91	9	9	21	60	1	0	0	27	60	17	6	2	.397
2012	GCL Twins	.368	5	19	2	7	3	0	1	4	0	0	0	1	2	0	0	0	.400
	Beloit	.296	95	392	60	116	32	4	12	70	0	5	1	31	69	11	11	17	.345
2013	Ft. Myers	.329	52	207	40	68	13	5	6	35	0	5	2	17	29	3	6	4	.377
	New Britain	.284	70	289	40	82	19	3	4	38	1	2	0	21	67	7	4	10	.330
2014	Ft. Myers	.300	8	30	5	9	0	0	0	4	0	0	0	4	5	1	1	0	.382
	New Britain	.237	79	316	40	75	20	3	8	36	0	2	1	17	68	8	4	2	.277
Minor League Totals		.294	427	1717	292	505	105	26	57	273	2	17	4	134	328	69	37	38	.343

## TWINS ARIZONA FALL LEAGUE PARTICIPANTS

**1992**  
**GRAND CANYON**  
Rex De La Nuez, OF  
Chip Hale, IF  
Jon Henry, P  
Ray Ortiz, OF  
Derek Parks, C  
Scott Ullger, Mgr.

**1997**  
**SUN CITIES**  
Tom Gourdin, P  
Jeff Harris, P  
Corey Koskie, IF  
Chad Moeller, C  
Mike Moriarty, IF  
Brad Niedermaier, P  
Dan Perkins, P  
Benj Sampson, P  
Al Newman, Mgr.

**2002**  
**PHOENIX**  
Rob Bowen, C  
Willie Eyre, P  
Brent Hoard, P  
Justin Morneau, IF  
Michael Restovich, OF  
Brad Thomas, P  
John Russell, Mgr.

**2007**  
**PHOENIX**  
Nick Blackburn, P  
Drew Butera, C  
Matt Macri, IF  
Eduardo Morlan, P  
Ryan Mullins, P  
Trevor Plouffe, P  
Anthony Swarzak, P  
Gary Lucas, Ch.

**2012**  
**PEORIA**  
Evan Bigley, OF  
Logan Darnell, P  
Kyle Gibson, P  
Chris Herrmann, C  
Nate Roberts, OF  
Dan Rohlfing, C  
Caleb Thielbar, P  
Michael Tonkin, P  
Alan Rail, Trn.

**1993**  
**TEMPE**  
Anthony Byrd, OF  
Mike Durant, C  
Sean Gavaghan, P  
Denny Hocking, IF  
Todd Ritchie, P  
Bill Wissler, P  
Jim Kahmann, Trn.

**1998**  
**PHOENIX**  
Torii Hunter, OF  
Mike Lincoln, P  
Joe Mays, P  
Doug Mientkiewicz, IF  
A.J. Pierzynski, C  
Brent Stentz, P  
Lanning Tucker, Trn.

**2003**  
**GRAND CANYON**  
Henry Bonilla, P  
Rob Bowen, C  
Jake Maurer, C  
Pat Neshek, P  
Terry Tiffie, IF  
Brian Wolfe, P  
Dave Pruemer, Trn.

**2008**  
**PHOENIX**  
Rob Delaney, P  
Tim Lahey, P  
Jeff Manship, P  
Dustin Martin, OF  
Anthony Slama, P  
Steve Tolleson, IF  
Danny Valencia, IF  
Stan Cliburn, Mgr.

**2013**  
**GLENDALE**  
A.J. Achter, RHP  
Byron Buxton, OF  
Zach Jones, RHP  
Max Kepler, OF  
Trevor May, RHP  
Alex Meyer, RHP  
Eddie Rosario, IF  
Jeff Smith, Ch.

**1994**  
**CHANDLER**  
Marty Cordova, OF  
Gus Gandarillas, P  
Brian Raabe, IF  
Dan Serafini, P  
Scott Stahoviak, IF  
Scott Watkins, P  
Gorman Heimueller, Ch.  
Rick McWane, Trn.

**1999**  
**GRAND CANYON**  
Dan Cey, IF  
Michael Cuddyer, IF  
David Hooten, P  
Matt Kinney, P  
Chad Moeller, C  
Nate Yeskie, P  
Bill Springman, Ch.

**2004**  
**GRAND CANYON**  
Scott Baker, P  
Jason Bartlett, IF  
Rob Bowen, C  
Jesse Crain, P  
J.D. Durbin, P  
Jason Kubel, OF  
Kevin West, OF  
Jose Marzan, Ch.

**2009**  
**MESA**  
Alex Burnett, P  
Steve Hirschfeld, P  
Mike McCardell, P  
Chris Parmelee, IF  
Steve Singleton, IF  
Spencer Steedley, P  
Rene Tosoni, OF  
Larry Bennesse, Trn.

**2014**  
**SALT RIVER**  
Jason Adam, RHP  
Byron Buxton, OF  
Max Kepler, OF  
Zack Jones, RHP  
Jake Reed, RHP  
Taylor Rogers, LHP  
Eddie Rosario, OF  
Alan Rail, Trn.

**1995**  
**PEORIA**  
LaTroy Hawkins, P  
Matt Lawton, OF  
Dan Naulty, P  
Kevin Ohme, P  
Jamie Ogden, OF  
Mitch Simons, IF  
Todd Walker, IF

**2000**  
**GRAND CANYON**  
Bobby Kielty, OF  
Matt Kinney, P  
Matthew LeCroy, C  
Kyle Lohse, P  
Lee Marshall, P  
Ryan Mills, P  
Rick Anderson, Ch.  
Jeff Carter, Ch.  
Dave Pruemer, Trn.

**2005**  
**GRAND CANYON**  
Ricky Barrett, P  
Travis Bowyer, P  
Garrett Jones, 1B  
Matt Moses, IF  
Glen Perkins, P  
Denard Span, OF  
Tony Leo, Trn.

**2010**  
**PEORIA**  
Joe Benson, OF  
David Bromberg, P  
Carlos Gutierrez, P  
Chris Parmelee, IF  
Ben Revere, OF  
Tyler Robertson, P  
Kyle Waldrop, P  
Floyd Rayford, Ch.

**1996**  
**SCOTTSDALE**  
Jason Bell, P  
J.J. Johnson, OF  
Jamie Ogden, OF  
Mark Redman, P  
Todd Ritchie, P  
Dan Serafini, P  
Stu Cliburn, Ch.

**2001**  
**GRAND CANYON**  
Grant Balfour, P  
Rob Bowen, C  
Michael Cuddyer, IF  
Peter Fisher, P  
Kevin Frederick, P  
Matthew LeCroy, C  
Michael Restovich, OF

**2006**  
**MESA**  
Kevin Cameron, P  
Doug Deeds, OF  
Matt Moses, IF  
Jay Sawatski, P  
Errol Simonitsch, P  
Kevin Slowey, P  
Matt Tolbert, IF  
David Winfree, IF  
Larry Bennesse, Trn.

**2011**  
**MESA**  
Cole DeVries, P  
Brian Dozier, P  
Chris Herrmann, C  
Aaron Hicks, OF  
Brett Jacobson, P  
Bruce Pugh, P  
Dakota Watts, P  
Steve Mintz, Ch.





# ADRIAN SALCEDO

**HEIGHT/WEIGHT:** 6-4/198

**BATS/THROWS:** R/R

**BORN:** 2/5/91 in Moca, DR

**OPENING DAY AGE:** 24

**RESIDES:** Moca, DR

**ACQUIRED:** Signed as an undrafted free agent, 11/27/07

**M.L. SERVICE:** None

**CONTRACT STATUS:** Signed thru 2015

NON-ROSTER INVITE

RHP

81

**PERSONAL:** Adrian Arturo Salcedo...signed by Twins as a 16-year-old from Moca, Dominican Republic.

## 2014:

- Spent entire season with Double-A New Britain.
- Allowed just one earned run in a 12-game span May 29-July 22 (17.2 IP), posting a 0.51 ERA.
- Allowed just one home run in first 36 appearances and just two overall on the season.
- Went 1-3, 3.91 ERA (23.0 IP, 10 ER) in six starts and 2-6, 4.32 ERA (50.0 IP, 24 ER) with two saves in 33 relief appearances.
- Posted a 5.13 ERA (40.1 IP, 23 ER) in 27 games (1 start) pre-All-Star break and a 3.03 ERA (32.2 IP, 11 ER) in 12 games (5 starts) post-All-Star break.

**2013:** Spent entire season with Single-A Ft. Myers...went 2-0, 0.75 ERA (12.0 IP, 1 ER) with one walk and seven strikeouts in six July games...went 3-2, 2.15 ERA (29.1 IP, 7 ER) with 10 walks and 23 strikeouts in 18 games post-All-Star break.

**2012:** Spent season with Single-A Ft. Myers and appeared in just eight games (7 starts)...placed on the disabled list May 12 with a right elbow strain...pitched in three games (2 starts) on rehab assignment with GCL Twins; returned from the disabled list July 7...made one relief appearance and was placed on the disabled list July 14 with a right shoulder strain, ending his season.

**2011:** Spent entire season with Single-A Beloit...struck out 10 in first start (6.0 IP) April 10 at Quad Cities, third career double-digit strikeout game...first 29 games were starts, final nine were relief appearances; went 6-6, 3.19 ERA (121.1 IP, 43 ER) as starter and 0-0, 0.66 ERA (13.2 IP, 1 ER) as reliever...pitched first career complete game May 30 at Clinton, allowing one run on four hits in 7.0 innings pitched, earning the win...named Midwest League midseason All-Star...ranked 16th best prospect in Twins organization by *Baseball America* entering 2012.

**2010:** Started season with Rookie Elizabethton...promoted to Single-A Ft. Myers May 18 and made six appearances before being transferred back to Elizabethton June 16...led Elizabethton in innings pitched (66.0 IP) and finished second in appearances (16) and strikeouts (65)...finished third in Appalachian League in WHIP (0.98)...named Appalachian League Player of the Week June 21 and July 19...ranked eighth best prospect in Appalachian League by *Baseball America*...ranked seventh best prospect in the Twins organization by *Baseball America* entering 2011.

**2009:** Spent entire season with GCL Twins...finished third in the GCL in strikeouts (58), fifth in innings pitched (61.2) and seventh in ERA (1.46)...led team in innings pitched and tied for team lead in starts (10)...ranked sixth best prospect in the GCL by *Baseball America* and 11th best prospect in the Twins organization entering 2010.

**2008:** Spent first professional season with DSL Twins, going 4-4, 1.65 ERA (65.1 IP, 12 ER) in 12 starts while holding opponents to a .198 batting average...ranked third on staff in innings pitched and strikeouts (50).

**PROFESSIONAL:** Signed by scout Fred Guerrero as undrafted free agent November 27, 2007.

## SALCEDO'S PITCHING RECORD

YEAR	CLUB	W-L	ERA	G	GS	CG	SH	SV	IP	H	R	ER	HR	HB	BB	SO	WP	BK	BAA
2008	DSL Twins	4-4	1.65	12	12	0	0	0	65.1	47	18	12	1	11	8	50	4	1	.198
2009	GCL Twins	3-2	1.46	11	10	0	0	0	61.2	60	25	10	1	5	3	58	4	2	.241
2010	Elizabethton	4-3	3.27	16	8	0	0	1	66.0	55	27	24	3	4	10	65	9	2	.230
	Ft. Myers	1-3	6.26	6	6	0	0	0	27.1	42	21	19	3	4	8	16	2	0	.378
2011	Beloit	6-6	2.93	29	20	1	0	0	135.0	131	56	44	4	9	27	92	7	1	.252
2012	GCL Twins	0-1	3.38	3	2	0	0	0	5.1	7	6	2	0	0	1	4	0	0	.292
	Ft. Myers	0-1	6.39	8	7	0	0	0	25.1	33	24	18	1	1	15	14	1	0	.314
2013	Ft. Myers	6-3	3.70	34	0	0	0	2	58.1	53	25	24	6	3	15	54	2	1	.239
2014	New Britain	3-9	4.19	39	6	0	0	2	73.0	78	39	34	2	3	24	76	15	0	.272
Minor League Totals		27-32	3.25	158	71	1	0	5	517.1	506	241	187	21	40	111	429	44	7	.254





# MIGUEL SANO

**HEIGHT/WEIGHT:** 6-4/262

**BATS/THROWS:** R/R

**BORN:** 5/11/93 in San Pedro de Macoris, DR

**OPENING DAY AGE:** 21

**RESIDES:** San Pedro de Macoris, DR

**ACQUIRED:** Signed as an undrafted free agent, 10/9/09

**M.L. SERVICE:** None

**CONTRACT STATUS:** Signed thru 2015

PLAYERS

3B

61

**PERSONAL:** Miguel Angel (Jean) Sano (pronounced sah-NO)...signed as a 16-year-old from San Pedro de Macoris, Dominican Republic on October 9, 2009...was one of the subjects of the 2011 "Ballplayer: Pelotero" documentary.

## 2014:

- Missed entire season due to "Tommy John" surgery on right elbow...surgery performed by Dr. David Altchek March 12.
- Added to Twins 40-man roster November 20.
- Ranked second best prospect in Twins system and best power hitter by *Baseball America* entering 2015.
- Named 11th best prospect in baseball by MLB.com entering 2015.

**2013:** Started season with Single-A Ft. Myers and hit .368 (35-for-95) with seven doubles, nine home runs and 24 RBI in 25 April games...hit third career grand slam April 16 vs. Palm Beach...reached base safely in 27 straight games April 20-May 21, posting a .470 on-base percentage in that span...selected to play for the World Team in the SiriusXM All-Star Futures Game at Citi Field in New York; started at third base and batted fourth, going 0-for-2 with a walk...named Florida State League midseason All-Star; did not play due to promotion to Double-A New Britain June 10...ranked third best prospect in baseball at midseason by *Baseball America*, behind Minnesota's Byron Buxton and St. Louis' Oscar Taveras...named Eastern League Player of the Week August 12, hitting .417 (10-for-24) with four doubles, three home runs, 10 RBI and five runs scored in six games for the Rock Cats...hit nine home runs and recorded 23 RBI in 25 August games...recorded four multi-homer games, all coming after June 8, one with the Ft. Myers and three with New Britain...combined to hit .280 (123-for-439) with 30 doubles, five triples, 35 home runs, 103 RBI, 86 runs scored, 65 walks and 11 stolen bases in 123 games between both levels...ranked third among all minor leaguers in home runs (35), second in slugging percentage (.610) and OPS (.992), tied for second in extra-base hits (70), sixth in total bases (268), and tied for seventh in RBI (103)...his 35 home runs were tied for sixth most ever for a Twins minor leaguer (since 1961) and most since Stan Holmes hit 37 for Single-A Visalia in 1983...named third baseman on MiLB.com Twins organizational All-Star team...named High Class-A Player of the Year, minor league All-Star and High Class-A All-Star by *Baseball America*...ranked second best prospect and best power hitter in the Twins system by *Baseball America* entering 2014.

**2012:** Spent season with Single-A Beloit...hit first career grand slam April 6 vs. Peoria...named Twins minor league Player of the Month for April, hitting .276 (24-for-87) with five doubles, six home runs, 21 RBI and 17 runs scored...named Twins minor league Player of the Week May 4, hitting .500 (10-for-20) with two home runs and nine RBI...named Midwest League Player of the Week August 20...named Midwest League All-Star Game selection...led Midwest League in home runs (28), RBI (100) and total bases (238), and second in walks (80)...named Midwest League Prospect of the Year, Midwest League mid- and postseason All-Star...*Baseball America* Second-Team minor league All-Star...named *Baseball America* Low Class-A All-Star...ranked second best prospect in the Midwest League by *Baseball America*...named third baseman on MiLB.com's Twins organizational All-Star team...named top prospect in Twins organization by *Baseball America* entering 2013, ninth best prospect in baseball by *Baseball America* and 12th best prospect in baseball by MLB.com...recipient of Sherry Robertson Award as Twins minor league Player of the Year.

**2011:** Spent season with Rookie Elizabethton...went 4-for-5 with two doubles and a home run June 28 vs. Johnson City...named Twins minor league Player of the Week July 8...recorded first career multi-homer game July 19 vs. Bristol (3 on the season)...hit .351 (27-for-77) with seven doubles, 10 home runs and 30 RBI in final 18 games August 12-30...Appalachian League Player of the Week August 1-7 and August 29-September 5...named Appalachian League Postseason All-Star and *Baseball America* rookie All-Star...ranked top prospect in Appalachian League by *Baseball America*...named top prospect in Twins organization by *Baseball America* entering 2012, 18th best prospect in baseball by *Baseball America*, and 23rd best prospect in baseball by MLB.com...named third baseman on MiLB.com's 2011 Twins organizational All-Star team.

**2010:** Began professional career with DSL Twins...homered in first career at-bat, hitting a solo home run in the first inning vs. DSL White Sox...named Twins minor league Player of the Week August 27...led team in average (.344), on-base percentage (.463) and slugging percentage (.547)...transferred to GCL Twins July 5...finished second on club in doubles (14) and slugging percentage (.466)...ranked second best prospect in Gulf Coast League by *Baseball America*...ranked third best prospect and best power hitter in the Twins organization by *Baseball America*...ranked 60th best prospect in baseball by *Baseball America* entering 2011...named to MiLB.com's Twins organizational All-Star team.

**2009:** Ranked as the Twins fourth best prospect and 94th best in baseball by *Baseball America* entering the 2010 season.

**PROFESSIONAL:** Signed by the Twins as an undrafted free agent October 9, 2009; signed by Twins scout Fred Guerrero.



# SAND'S PLAYING RECORD

YEAR	CLUB	AVG	G	AB	R	H	2B	3B	HR	RBI	SH	SF	HB	BB	SO	SB	CS	E	OBP
2010	DSL Twins	.344	20	64	11	22	2	1	3	10	0	1	1	14	17	2	1	8	.463
	GCL Twins	.291	41	148	23	43	14	0	4	19	1	1	1	10	43	2	2	14	.338
2011	Elizabethhton	.292	66	267	58	78	18	7	20	59	0	1	2	23	77	5	4	26	.352
2012	Beloit	.258	129	457	75	118	28	4	28	100	0	8	8	80	144	8	3	42	.373
2013	Ft. Myers	.330	56	206	51	68	15	2	16	48	0	2	6	29	61	9	2	11	.424
	New Britain	.236	67	233	35	55	15	3	19	55	0	3	4	36	81	2	1	12	.344
2014	DID NOT PLAY - INJURED																		
Minor League Totals		.279	379	1375	253	384	92	17	90	291	1	16	22	192	423	28	13	113	.373

# TWINS DESIGNATED HITTER HISTORY BY YEAR

YEAR	AVG	AB	R	H	2B	3B	HR	RBI	BB	SO
1973	.273	660	82	180	21	0	19	100	59	67
1974	.257	653	71	168	17	2	20	84	51	67
1975	.256	609	80	156	13	1	16	70	62	77
1976	.267	632	94	169	25	1	12	90	69	91
1977	.260	611	76	159	29	1	12	81	67	96
1978	.268	630	58	169	31	4	11	86	47	79
1979	.263	617	65	162	19	3	10	82	58	82
1980	.264	607	83	160	33	3	13	78	55	84
1981	.208	414	33	86	14	0	5	37	35	56
1982	.245	616	74	151	27	4	18	84	45	89
1983	.266	613	79	163	37	6	17	83	47	62
1984	.234	610	75	143	29	2	12	71	56	94
1985	.255	608	82	155	39	3	19	85	70	80
1986	.268	615	84	165	27	5	27	78	71	100
1987	.265	585	69	155	28	3	18	70	65	99
1988	.262	568	62	149	36	1	12	85	85	74
1989	.292	593	82	173	40	0	9	59	65	77
1990	.274	580	65	159	34	2	8	64	62	94
1991	.283	590	98	167	36	3	31	101	98	127
1992	.271	591	82	160	33	2	12	80	91	104
1993	.273	641	82	175	35	2	17	78	53	106
1994	.253	451	50	114	21	4	14	67	42	82
1995	.293	569	75	167	28	0	19	81	46	123
1996	.332	665	98	221	41	9	10	110	64	79
1997	.290	624	69	181	37	5	11	104	47	104
1998	.279	620	85	173	35	6	5	83	54	62
1999	.259	572	79	148	35	5	14	82	67	123
2000	.269	587	79	158	35	0	13	85	58	116
2001	.260	577	86	150	36	5	23	81	67	126
2002	.245	597	75	146	41	2	24	89	50	138
2003	.273	600	83	164	40	0	19	96	57	146
2004	.276	583	74	161	29	2	18	83	67	117
2005	.249	586	71	146	18	5	17	73	60	123
2006	.258	574	66	148	30	2	9	63	44	99
2007	.268	560	63	150	38	2	10	76	58	82
2008	.268	579	87	155	29	6	19	94	67	123
2009	.292	596	83	174	33	1	22	99	69	117
2010	.264	553	90	146	25	3	31	107	94	132
2011	.245	564	68	138	26	0	26	96	70	135
2012	.253	569	78	144	33	6	18	95	70	128
2013	.214	593	64	127	33	0	14	54	61	165
2014	.261	589	78	154	28	2	24	101	52	162
TOTALS	.265	24,851	3,177	6,589	1,274	113	678	3,465	2,575	4,287

RED indicates team-highs





# DANNY SANTANA

**HEIGHT/WEIGHT:** 5-11/185

**BATS/THROWS:** S/R

**BORN:** 11/7/90 in Monte Plata, DR

**OPENING DAY AGE:** 24

**RESIDES:** Monte Plata, DR

**ACQUIRED:** Signed as an undrafted free agent, 12/6/07

**M.L. SERVICE:** 149 days

**CONTRACT STATUS:** Signed thru 2015

INF/OF **39**

PLAYERS

2014			CAREER	
Hits: 5, 8/3 at CWS	HR: 1, 7x, last 8/31 at BAL		Hits: 5, 8/3/14 at CWS	HR: 1, 7x, last 8/31/14 at BAL
RBI: 5, 6/7 vs. HOU	Grand Slam: - -		RBI: 5, 6/7/14 vs. HOU	Grand Slam: - -
Hit-Streak: 10, 8/17-26	SB: 2, 2x, last 9/5 vs. LAA		Hit-Streak: 10, 8/17-26/14	SB: 2, 2x, last 9/5/14 vs. LAA

**PERSONAL:** Daniel Ernesto Santana...wife, Johanny...daughter, Jazlin Daniella (10/25/13)...signed as 17-year-old from Monte Plata, Dominican Republic...is the youngest of four children, two brothers, Deivi and Danilo, and one sister, Rossy.

## 2014:

- Optioned to Triple-A Rochester from Twins spring training March 16.
- Hit .351 (13-for-37) with three doubles, four RBI and eight runs scored in final nine games for Red Wings April 20-May 1.
- Recalled from Triple-A Rochester May 3 as the Twins placed Aaron Hicks on the 7-day DL the previous day.
- Made major league debut May 5 at Cleveland as pinch runner; later recorded first major league hit, singling off Cody Allen.
- Recorded first career RBI May 7 vs. Cleveland; later in game hit first career double, off John Axford.
- Was final batter in Twins walk-off win May 27 vs. Texas, hitting the ball back to Joakim Soria, who bobbled the ball and committed the error allowing Eduardo Nunez to score the winning run in the bottom of the ninth.
- Had first career four-hit game and season-high five RBI June 7 vs. Houston.
- Hit first career leadoff home run June 9 at Toronto off R.A. Dickey.
- Placed on the 15-day disabled list June 27 with a deep bone bruise in left knee, an injury suffered running the bases June 25 at Los Angeles-AL; returned from rehab assignment and reinstated from the DL July 18.
- Hit second career leadoff home run July 31 at Kansas City off Yordano Ventura.
- Recorded five-hit game August 3 at Chicago-AL, becoming the fourth rookie in club history with five hits in a game, the previous being Zoilo Versalles (May 27, 1961 at Washington), Rod Carew (May 8, 1967 vs. Washington) and Tim Lincecum (September 16, 1983 vs. Toronto)...was one of five rookies in baseball with a five-hit game on the season.
- Recorded third four-hit game August 13 at Houston, his third leadoff four-hit game in just his 61st career game, the fastest for a leadoff hitter to three four-hit games since Ichiro Suzuki in his first 36 games of 2001; also fastest for a rookie in any spot in his order in their first 61 since Buster Posey had three four-hit games in his first 55 games of 2010...his 78 hits through those 61 games were the most by a Twin in his first 61 games since Kirby Puckett had 85 in 1984.
- Hit safely in season-high 10 straight games August 17-26, hitting .348 (16-for-46) with two doubles, three triples, one home run, six RBI and eight runs scored during the streak.
- Named AL co-Player of the Week with Trevor Plouffe for the period ending August 24th, the first of his career...led baseball in hits (14) and was tied for first in triples (2) and total bases (23); also tied for third in the league in runs scored (7) and was 10th in slugging percentage (.622).
- Recorded 41 hits in August; paired with Kennys Vargas' 38, totaling 79, it was the second most in Twins history for two rookies in one month, trailing only Bernie Allen (44) and Rich Rollins (40), who combined for 84 in August of 1962.
- Hit .313 (41-for-131) with five doubles, four triples, three home runs, 14 RBI and 23 runs scored in 29 August games; tied with Victor Martinez (Detroit) for most hits in baseball during the month and third in runs scored...among all rookies in baseball in August, he ranked first in hits, tied for first in triples, second in runs scored, fifth in batting average and tied for sixth in RBI.
- Hit safely in 17 straight home games (with an at-bat) August 17-September 19, hitting .400 (32-for-80), the longest for a Twin since Marty Cordova in 1996...also the third-highest home hit-streak in baseball for the season (Denard Span, WAS - 22 and Michael Brantley, CLE - 19).

MLB BATTING LEADERS	
BATTING AVERAGE FOR ROOKIES IN 2014 (MINIMUM OF 300 AT-BATS)	
1. Danny Santana, MIN .....	.319
2. Jose Abreu, CWS .....	.317
3. David Peralta, ARI .....	.286
4. Brock Holt, BOS .....	.281
5. Ender Inciarte, ARI .....	.278



- Hit .337 (31-for-92) with 10 doubles in 23 September games; 10 doubles led all rookies in baseball for the month and his batting average ranked second.
- Led all rookies in baseball post-All-Star break in runs scored (51), hits (85), doubles (17), second in triples (7), third in batting average (.314), and tied for fifth in RBI (24).
- Recorded eight bunt hits, fourth most in the AL and tied for seventh most in baseball.
- Finished tied for third on Twins all-time rookie list in triples (7), tied for fourth in doubles (27) and tied for sixth in stolen bases (20)...129 hits were most for Twins rookie since 2001 (Luis Rivas - 150), 27 doubles most since 1995 (Marty Cordova - 27), 44 extra-base hits most since 1995 (Cordova - 55), seven triples most since 1979 (John Castino - 8), and 38 multi-hit games most since 2001 (Rivas - 38).
- Hit .412 (54-for-131) in day games, the best in Twins history, best in baseball and highest since Barry Bonds hit .475 in day games in 2004.
- Hit .301 (37-for-123) against left-handed pitching and .326 (92-for-282) off right-handed pitching...hit .307 (61-for-199) at home and .330 (68-for-206) on the road, the highest among all rookies in baseball.
- Hit .333 (32-for-96) with runners in scoring position and .317 (13-for-41) with RISP and two outs.
- Played 69 games in centerfield (62 starts) and 34 games at shortstop (31 games); committed four errors in center and two at short.
- Given the Bill Boni Award for Twins Most Outstanding Rookie voted on by the Twin Cities Chapter of the BBWAA.

**2013:** Participated in his first Twins major league spring training; optioned March 11...spent season with Double-A New Britain...hit first Double-A home run June 9 at Bowie...hit over .300 in three different months — .339 (39-for-115) in 28 May games, .304 (31-for-102) in 25 July games and .319 (37-for-116) in 28 August games...named Twins minor league Player of the Week August 23, hitting .429 (12-for-28) with one double, one home run, five RBI and four runs scored in seven games...played 125 games at shortstop, committing 32 errors...ranked third in the Eastern League and second among all Twins minor leaguers in stolen bases (30)...tied for second among Twins minor leaguers in triples (10)...hit .323 (51-for-158) with 14 extra-base hits off left-handed pitching and .286 (109-for-381) with 20 extra-base hits off right-handers...named Eastern League postseason All-Star...named utility player on MiLB.com Twins organizational All-Star team...named ninth best prospect and best defensive infielder in the Twins system by *Baseball America* entering 2014.

**2012:** Spent season with Single-A Ft. Myers, hitting .556 (10-for-18) in first four games...set career-high with five hits May 6 vs. Lakeland...named Twins minor league Player of the Week May 11, batting .414 (12-for-29) with one double, one home run, three RBI and eight runs scored in five games...batted .305 (29-for-95) in 22 April games and .311 (28-for-90) in 22 May games...named Florida State League All-Star Game selection...ranked third in the Twins entire organization in triples (9), fifth in hits (145), tied for eighth in stolen bases (17) and 10th in runs scored (70)...played 85 games at shortstop, 32 games at second base and two games in the outfield, committing 26 errors, which ranked third in the Twins organization...named shortstop on the MiLB.com Twins organizational All-Star team...ranked ninth best prospect in the Twins organization by *Baseball America* entering the 2013 season...added to Twins 40-man roster in November.

**2011:** Spent entire season with Single-A Beloit...batted .293 (27-for-92) against right-handed pitchers and .231 (63-for-273) against lefties...led the Twins organization in errors, committing 28.

**2010:** Split time between Rookie Elizabethton and Single-A Beloit...hit safely in 25 of 30 games at Elizabethton...named 20th best prospect in the Twins organization by *Baseball America* entering 2011.

**2009:** Spent entire season with GCL Twins...named Twins minor league Player of the Week August 8, batting .429 (9-for-21) with seven runs, 11 RBI, two home runs and one double in five games...led team in at-bats (70), runs (30), RBI (25) and stolen bases (12)...ranked 25th best prospect in Twins organization by *Baseball America* entering 2010 season.

**2008:** Spent first season with DSL Twins...finished with a nine-game hitting streak August 11-23, including 10 RBI in that span...batted .322 (19-for-59) with 12 RBI and 12 runs scored in 15 August games...led team and was second in DSL in triples (10).

**PROFESSIONAL:** Signed as an undrafted free agent December 6, 2007; signed by scout Fred Guerrero.

#### SANTANA'S PLAYING RECORD

YEAR	CLUB	AVG	G	AB	R	H	2B	3B	HR	RBI	SH	SF	HB	BB	SO	SB	CS	E	OBP
2008	DSL Twins	.274	51	190	37	52	6	10	1	27	3	4	2	20	38	15	4	14	.343
2009	GCL Twins	.265	44	170	30	45	7	5	3	25	3	2	2	8	27	12	1	14	.302
2010	Elizabethton	.264	30	140	23	37	8	1	4	16	0	0	1	3	30	5	4	8	.285
	Beloit	.238	40	130	14	31	4	3	0	11	2	2	3	7	40	10	4	12	.289
2011	Beloit	.247	104	365	55	90	15	5	7	41	10	5	4	25	98	24	15	28	.298
2012	Ft. Myers	.286	121	507	70	145	21	9	8	60	3	3	5	29	77	17	11	26	.329
2013	New Britain	.297	131	539	66	160	22	10	2	45	11	5	8	24	94	30	13	32	.333
2014	Rochester	.268	24	97	15	26	7	2	0	7	2	0	0	6	28	4	1	5	.311
	Ft. Myers	.000	3	11	0	0	0	0	0	0	0	0	0	1	3	1	0	0	.083
	MINNESOTA	.319	101	405	70	129	27	7	7	40	2	1	3	19	98	20	4	6	.353
	Minor League Totals	.273	548	2149	310	586	90	45	25	232	34	21	25	123	435	118	53	139	.317
	Major League Totals	.319	101	405	70	129	27	7	7	40	2	1	3	19	98	20	4	6	.353

#### SANTANA'S CAREER FIELDING RECORD

POSITION	PCT	G	PO	A	E	TC	DP	PB
Outfield	.977	69	167	5	4	176	0	—
Shortstop	.983	34	52	66	2	120	15	—
Totals	.980	103	219	71	6	296	15	—






# ERVIN SANTANA

**HEIGHT/WEIGHT:** 6-2/175  
**BATS/THROWS:** R/R  
**BORN:** 12/12/82 in San Cristobal, DR  
**OPENING DAY AGE:** 32  
**RESIDES:** San Cristobal, DR  
**ACQUIRED:** Signed as a free agent, 12/13/14  
**M.L. SERVICE:** 9 years, 104 days  
**CONTRACT STATUS:** Signed thru 2018

RHP **54**

PLAYERS

2014		GAME HIGHS		CAREER	
IP: 8.0, 2x, last 7/28 vs. SD	Walks: 4, 4x, last 9/9 at WAS		IP: 9.0, 13x, last 6/16/12 vs. ARI	Walks: 8, 7/20/06 at KC	
SO: 11, 2x, last 7/28 vs. SD	CG: --		SO: 11, 4x, last 7/28/14 vs. SD	CG: 14, last 6/16/12 vs. ARI	
Win-Streak: 6, 7/18-8/18	Low-Hit: --		Win-Streak: 7, 6/6-7/20/06	Low-Hit: 0, 7/27/11 at CLE	

**PERSONAL:** Ervin Ramon Santana...wife, Amy...son, Jonathan (6) and daughter, Sofia (4)...enjoys teaching young children baseball fundamentals and has been active in Angels and Royals baseball clinics...changed named from Johan in 2003.

## 2014:

- Spent first season with Atlanta and first in National League after signing with Braves March 12.
- Earned win in first start April 9 vs. New York-NL, tossing 8.0 shutout innings with three hits allowed and no walks.
- Recorded 11 strikeouts in second start April 14 at Philadelphia, 12th time in career with double digit strikeouts.
- Recorded 10-plus strikeouts in consecutive starts: July 23 vs. Miami and 11 July 28 vs. San Diego (13th and 14th career time with double digits); one of 15 pitchers in NL to do so.
- Went 6-0, 2.98 ERA (45.1 IP, 15 ER) in seven starts July 18-August 18; tied for second longest winning streak of career and one of 12 NL pitchers in 2014 to have six-game win-streak-or-longer.
- Held right-handed batters to a .235 (77-for-328) batting average and left-handers to a .291 (116-for-398) average.
- Went 10-4, 3.75 ERA (103.1 IP, 43 ER) in 16 home starts, tied for second most home wins in NL and tied third most in baseball; 10 home wins tied career-high (10-2 at home in 2006).
- Pitched over 195.0 innings for sixth time in career and struck out over 175 batters for third time in career.
- Ranked 12th in the NL in wins (14) and tied for team-lead with Julio Teheran.

**2013:** Played first and only season with Kansas City after offseason trade...recorded season-high 8.0 innings in two of his first three starts: April 8 vs. Toronto and April 14 vs. Minnesota...named the Royals Pitcher of the Month in April, going 3-1, 2.00 ERA (36.0 IP, 8 ER)...allowed four home runs May 23 vs. Los Angeles-AL, tying career-high...earned 100th career win June 8 vs. Houston...went 2-0, 1.99 ERA (40.2 IP, 9 ER) in six June starts...held opponents to a .207 batting average on road, fourth-best in the A.L...posted a 5-3, 1.99 ERA (68.0 IP, 15 ER) in 10 starts against AL Central opponents...his 1.99 ERA and .187 opponent batting average within the division were best among pitchers with 10-or-more starts vs. the AL Central...his 0.87 WHIP within the division was second in the league among pitchers with 50.0-plus innings pitched...his run support (3.88) was the sixth-lowest in the A.L...walked one batter-or-less in 15 of his 32 starts...ranked ninth in the AL in ERA (3.24), eighth in WHIP (1.14) and opponent batting average (.238), and tied for fourth in quality starts (23)...allowed just 51 walks in 211.0 innings for his lowest walks-per-9.0 innings ratio (2.18) since 2008 (1.93).

**2012:** Pitched final season with Los Angeles-AL...tossed first career one-hit shutout (7th career shutout) June 16 vs. Arizona, joining Nolan Ryan as the only two Angels that have thrown a no-hitter and a one-hitter with the club; fell seven outs shy of the second perfect game in club history...allowed just 49 hits in 67.0 innings in final 11 starts, the third-fewest in baseball from July 30 through the end of the season (minimum 60.0 IP)...recorded 50th career home victory September 21 vs. Chicago-AL, tying career-high with 11 strikeouts; marked fourth 10-plus strikeout game of 2012 and the 11th of career...posted a 4-10 record, 6.00 ERA in first 19 starts, but was 5-3, 3.76 ERA in final 11 starts...led baseball in home runs allowed (39), one shy of the Angels team record...held right-handed hitters to .213 (68-for-320) average compared to .262 (97-for-370) vs. lefties...made 30-or-more starts for third straight season...traded to Kansas City October 31 in exchange for left-handed pitcher Brandon Sisk.

**2011:** Pitched no-hitter July 27 at Cleveland, allowing an unearned run and a walk, with 10 strikeouts marking the eighth individual no-hitter in Angels history...following no-hitter, was named Co-AL Player of the Week July 25-31 (with Kansas City's Billy Butler)...tossed complete-game victory August 2 vs. Minnesota, becoming first pitcher since 1991 (Tommy Greene, PHI) to earn a complete game win in first start after a no-hitter...the no-hitter was the first in the history of Cleveland's Progressive Field...was sixth Dominican native to toss a no-no, joining Juan Marichal (1963), Ramon Martinez (1995), Jose Jimenez (1999), Ubaldo Jimenez (2010) and Francisco Liriano (2011)...pitched at least 7.2 innings allowing one

## MLB PITCHING LEADERS

### INNINGS FOR RIGHTIES SINCE 2008

1. Felix Hernandez .....	1,595.0
2. Justin Verlander .....	1,579.0
3. James Shields .....	1,570.2
4. Dan Haren .....	1,451.0
5. Tim Lincecum .....	1,421.0
6. Zack Greinke .....	1,415.2
7. A.J. Burnett .....	1,412.1
8. Jeremy Guthrie .....	1,404.0
Jered Weaver .....	1,404.0
10. Ervin Santana .....	1,395.0



run-or-less in five straight starts July 22-August 12); since 1990, just three other pitchers accomplished that feat: Chris Carpenter (7 in 2005), Roger Clemens (5 in 1997) and John Smoltz (5 in 1992)...set career-bests in ERA (3.38) and innings pitched (228.2) and tied career-high in starts (33)...ranked tied for sixth in AL in starts, tied for fourth in complete games (4) and seventh in innings pitched...tossed 6.0 innings-or-more in each of final 17 starts.

**2010:** Recorded only 10-plus strikeout game of the year May 25, fanning 10 Blue Jays in a complete game, one of four complete games on season, including one shutout September 21 vs. Texas...tossed 6.0 innings-or-more in 17 of final 19 starts and 28 of 33 starts overall...tossed 7.0 innings-or-more 16 times, going 11-2 in those starts...set career-high in wins (17), tied for the seventh-most wins in the AL...tossed a career-high 222.2 innings...recorded second-best ERA of his career (3.92)...matched career-high with 33 starts on the season (also in 2006, 2011)...21 of 33 outings were quality starts, tied for the eighth in the AL.

**2009:** Tossed fourth career shutout in Angels division-clinching game September 29 vs. Texas, allowing seven hits and one walk with two strikeouts; became first pitcher to toss a shutout in a division-clinching game since Albie Lopez October 5, 2001 for Arizona...made four relief appearances in the ALCS vs. New York-AL...dealt the loss in Game 2, allowing an unearned run in the 12th inning...earned the victory in Game 3, pitching a scoreless 11th inning...became first pitcher in ALCS history to record a loss and a win in consecutive games in the same series.

**2008:** Selected to first career All-Star Game, allowing a run in 1.0 inning (5th) in the AL's 4-3, 15-inning win at New York-AL...struck out seven-plus in seven straight starts August 1-September 4, becoming first Angel pitcher to do so since Nolan Ryan in 1978 (seven starts)...ranked second in the AL in strikeouts (214), the most by an Angel since Chuck Finley had 215 in 1996 and most by a right-hander since Nolan Ryan (223) in 1979...among AL leaders, ranked tied for seventh in wins (16), fourth in innings pitched (219.0), second in strikeouts and fourth in opponent batting average (.237).

**2007:** Finished his first career major league game September 14, when he tossed 3.0 scoreless innings of relief against Chicago-AL...struck out a career high 11 batters on July 3 at Texas, first of two 10-plus strikeout performances of the season (also 10 on September 19 vs Tampa Bay)...ranked third on the Angels staff in strikeouts (126).

**2006:** Completed first full major league season...became fifth pitcher in Angels history with at least 12 wins in both rookie and sophomore seasons (12-8 in 2005 & 12-5 in 2006)...ranked tied for eighth in wins in the AL, ninth in winning percentage (.667), second in opponent batting average (.241) and third in home ERA (3.02).

**2005:** Made major league debut May 17 at Cleveland, allowing six runs on eight hits in 4.0 innings and was dealt the loss...recorded first career major league win with five-hit complete game shutout May 23 vs. Chicago-AL, allowing five hits and one walk with seven strikeouts; became youngest Angel to throw complete game shutout (22 years, 4 months, 13 days) since Jim Abbott (21 years, 7 months, 25 days) May 17, 1989 vs. Boston...was pitcher of record in Game 5 ALDS clincher vs. New York-AL, allowing three runs on five hits in 5.1 innings pitched; became sixth rookie to win decisive postseason series game and third to accomplish feat in previous 20 years (John Lackey - 2002 World Series vs. San Francisco & Jaret Wright - 1997 ALDS vs. New York-AL).

**2004:** Made just eight starts for Double-A Arkansas (Los Angeles-AL) before suffering a strained right elbow July 15, missing the remainder of the season.

**2003:** Started season at Single-A Rancho Cucamonga (Los Angeles-AL) and led California League in ERA (2.53) and average against (.212), and ranked second in strikeouts-per-9.0 innings (9.39) and in runners-per-9.0 innings (10.57)...named the California League Pitcher of the Year and a California League All-Star...named by *Baseball America* as a High-A All-Star.

**2002:** Spent entire season with Single-A Cedar Rapids (Los Angeles-AL), going 14-8, 4.16 ERA (147.0 IP, 68 ER) in 27 starts.

**2001:** Split season between AZL Angels and Single-A Provo, going 5-3, 4.31 ERA (77.1 IP, 37 ER) in 14 games (13 starts).

**PROFESSIONAL:** Signed by Los Angeles-AL as a undrafted free agent September 2, 2000; signed by Angels scout Clay Daniel.



Ervin Santana signed a four-year contract with the Twins on December 13, 2014.



## SANTANA'S PITCHING RECORD

YEAR	CLUB	W-L	ERA	G	GS	CG	SH	SV	IP	H	R	ER	HR	HB	BB	SO	WP	BK	BAA
2001	AZL Angels	3-2	3.22	10	9	1	1	0	58.2	40	27	21	0	2	35	69	8	1	.184
	Provo	2-1	7.71	4	4	0	0	0	18.2	19	17	16	1	2	12	22	3	1	.247
2002	Cedar Rapids	14-8	4.16	27	27	0	0	0	147.0	133	75	68	10	6	48	146	9	3	.240
2003	Rancho Cucamonga	10-2	2.53	20	20	1	0	0	124.2	98	44	35	9	7	36	130	14	0	.212
	Arkansas	1-1	3.94	6	6	0	0	0	29.2	23	15	13	4	3	12	23	1	0	.211
2004	Arkansas	2-1	3.30	8	8	0	0	0	43.2	41	19	16	3	4	18	48	5	0	.247
2005	Arkansas	5-1	2.31	7	7	0	0	0	39.0	34	12	10	2	2	15	32	1	0	.234
	Salt Lake	1-0	4.19	3	3	0	0	0	19.1	19	11	9	2	2	2	17	0	0	.260
	LOS ANGELES-AL	12-8	4.65	23	23	1	1	0	133.2	139	73	69	17	8	47	99	4	0	.266
2006	LOS ANGELES-AL	16-8	4.28	33	33	0	0	0	204.0	181	106	97	21	11	70	141	10	2	.241
2007	Salt Lake	2-1	5.01	5	5	0	0	0	32.1	39	19	18	4	3	10	32	1	0	.305
	LOS ANGELES-AL	7-14	5.76	28	26	0	0	0	150.0	174	103	96	26	8	58	126	7	0	.288
2008	LOS ANGELES-AL	16-7	3.49	32	32	2	1	0	219.0	198	89	85	23	8	47	214	5	1	.237
2009	Rancho Cucamonga	0-0	5.79	1	1	0	0	0	4.2	4	3	3	2	0	0	3	0	0	.222
	Salt Lake	1-0	3.60	1	1	0	0	0	5.0	3	2	2	0	1	1	4	1	0	.158
	AZL Angels	0-0	0.00	1	1	0	0	0	3.1	3	0	0	0	0	0	7	0	0	.231
	LOS ANGELES-AL	8-8	5.03	24	23	2	2	0	139.2	159	83	78	24	10	47	107	4	0	.288
2010	LOS ANGELES-AL	17-10	3.92	33	33	4	1	0	222.2	221	104	97	27	12	73	169	11	1	.259
2011	LOS ANGELES-AL	11-12	3.38	33	33	4	1	0	228.2	207	95	86	26	8	72	178	10	1	.241
2012	LOS ANGELES-AL	9-13	5.16	30	30	1	1	0	178.0	165	109	102	39	9	61	133	4	0	.239
2013	KANSAS CITY	9-10	3.24	32	32	0	0	0	211.0	190	85	76	26	6	51	161	6	0	.238
2014	Gwinnett	1-0	8.44	1	1	0	0	0	5.1	8	6	5	1	0	4	3	1	0	.333
	ATLANTA	14-10	3.95	31	31	0	0	0	196.0	193	90	86	16	4	63	179	9	0	.266
Minor League Totals		42-17	3.66	94	93	2	1	0	531.1	464	250	216	38	32	193	536	44	5	.231
American League Totals		105-90	4.19	268	265	14	7	0	1686.2	1634	847	786	229	80	526	1328	61	5	.253
National League Totals		14-10	3.95	31	31	0	0	0	196.0	193	90	86	16	4	63	179	9	0	.266
Major League Totals		119-100	4.17	299	296	14	7	0	1882.2	1827	937	872	245	84	589	1507	70	5	.254

## SANTANA'S CAREER FIELDING RECORD

POSITION	PCT	G	PO	A	E	TC	DP	PB
Pitcher	.963	299	136	149	11	296	17	—

## SANTANA'S CAREER BATTING RECORD

BATTING	AVG	AB	R	H	2B	3B	HR	RBI	SH	SF	HB	BB	SO	SB	CS	OBP
Career	.125	88	8	11	2	0	0	3	9	0	0	2	43	0	0	.144

## SANTANA'S ALL-STAR GAME RECORD

YEAR	HOST	W-L	ERA	G	GS	CG	SH	SV	IP	H	R	ER	HR	HB	BB	SO	WP	BK	BAA
2008	New York-AL	0-0	9.00	1	0	0	0	0	1.0	1	1	1	1	0	0	2	0	0	.250

## SANTANA'S DIVISION SERIES RECORD

YEAR	OPPONENT	W-L	ERA	G	GS	CG	SH	SV	IP	H	R	ER	HR	HB	BB	SO	WP	BK	BAA
2005	New York-AL	1-0	5.06	1	0	0	0	0	5.1	5	3	3	1	1	2	2	0	0	.263
2007	Boston	0-0	0.00	1	0	0	0	0	2.0	0	0	0	0	0	0	2	0	0	.200
2008	Boston	0-0	8.44	1	1	0	0	0	5.1	8	5	5	1	0	0	3	0	0	.255
Division Series Totals		1-0	5.68	3	1	0	0	0	12.2	13	8	8	2	1	2	7	0	0	.255

## SANTANA'S CHAMPIONSHIP SERIES RECORD

YEAR	OPPONENT	W-L	ERA	G	GS	CG	SH	SV	IP	H	R	ER	HR	HB	BB	SO	WP	BK	BAA
2005	Chicago-AL	0-1	10.38	1	1	0	0	0	4.1	3	6	5	2	1	3	2	0	0	.188
2009	New York-AL	1-1	1.59	4	0	0	0	0	5.2	5	3	1	0	1	4	5	0	0	.250
Championship Series Totals		1-2	5.40	5	1	0	0	0	10.0	8	9	6	2	2	7	7	0	0	.222





# JORDAN SCHAFFER

**HEIGHT/WEIGHT:** 6-1/203  
**BATS/THROWS:** L/L  
**BORN:** 9/4/86 in Hammond, IN  
**OPENING DAY AGE:** 28  
**RESIDES:** Haines City, FL  
**ACQUIRED:** Claimed off waivers from Atlanta, 8/3/14  
**M.L. SERVICE:** 4 years, 121 days  
**CONTRACT STATUS:** Signed thru 2015

OF

1

2014		GAME HIGHS		CAREER	
Hits: 3, 3x, last 9/2 vs. CWS	HR: 1, 9/14 at CWS		Hits: 5, 6/16/11 vs. NYM	HR: 1, 12x, last 9/14/14 at CWS	
RBI: 4, 8/28 at KC	Grand Slam: --		RBI: 4, 2x, last 8/28/14 at KC	Grand Slam: 1, 4/22/12 vs. LAD	
Hit-Strike: 11, 8/21-31	SB: 3, 7/11 at CHC		Hit-Strike: 11, 8/21-31/14	SB: 3, 3x, last 7/11/14 at CHC	

**PERSONAL:** Jordan James Schafer...attended Winter Haven (FL) High School...was a two-way player, hitting .478 as a senior and going 11-0 on the mound with a 0.71 ERA...struckout 140 batters in 76.0 innings, allowing just 12 walks and 39 hits...participates annually in Twins Winter Caravan.

## 2014:

- Made Atlanta's Opening Day roster, his third straight season on an Opening Day roster, fourth of his career and second straight with Braves.
- Recorded season-high three hits June 6 at Arizona.
- Stole three bases (4 attempts) July 11 at Chicago-NL, tying his career-high.
- Hit .163 (13-for-80) with four doubles, two RBI, nine runs scored and 15 stolen bases in 63 games for Braves.
- Designated for release or assignment August 1 and claimed off waivers by Minnesota August 3.
- During time with Atlanta, went 15-for-17 in stolen base attempts, posting a 88.2% success rate, tied for fourth in the NL at time of release.
- Made Twins debut August 5 vs. San Diego, going 1-for-2.
- Reached base five times August 22 vs. Detroit, with two hits and three walks, tying his single-game career-high, previously done June 16, 2011.
- Posted career-high 11-game hitting streak August 21-31, hitting .421 (16-for-38) with three doubles, one triple, nine RBI, nine runs scored, five stolen bases and a .500 on-base percentage in that span.
- Tied career-high with four RBI August 28 at Kansas City.
- Hit only home run of season September 14 at Chicago-AL, a two-run shot off Hector Nesi.
- Finished tied for 12th in baseball in stolen bases (30); went 30-for-37 in steal attempts (81.1%) on the season.
- Hit .285 (37-for-130) with 15 stolen bases and 17 runs scored in 41 games for the Twins.

**2013:** Returned to Atlanta after being claimed off waivers November 1, 2012...hit first career pinch hit home run May 6 at Cincinnati...placed on 15-day disabled list from July 4-August 10 with a right ankle contusion...hit .309 (39-for-123) with 22 runs and a .397 on-base percentage in first 59 games...went 4-for-5, tying career-high with three stolen bases September 2 vs. New York-NL before exiting in the seventh inning with a lower back strain...made first postseason appearance October 7 at Los Angeles-NL as a defensive replacement in rightfield...recorded third consecutive 20 stolen base season...made 51 starts in the field: 23 in centerfield, 20 in rightfield and eight in leftfield...hit .280 (7-for-25) with one home run and three RBI as pinch hitter.

**2012:** Began season with Houston...reached base safely in first 25 games of season April 6-May 4, marking the longest on-base streak of his career; the stretch to begin the season tied the Astros franchise record, set by Denis Menke in 1969...hit first career grand slam April 22 vs. Los Angeles-NL to become the 10th player in Astros franchise history to hit a grand slam while batting leadoff and the first since Craig Biggio July 24, 2007 vs. Los Angeles-NL...placed on 15-day disabled list August 7-31 with left shoulder separation...played in five total minor league games with the GCL Astros (1 game) and Oklahoma City (4 games) on a rehab assignment from August 25-31...hit .200 (3-for-15) during his rehab assignment and stole two bases in five games in the minors before being recalled on September 1...went 27-for-36 in stolen base attempts and did not make an error until his 50th game (June 15)...recorded only two errors all season in 184 total chances for a .989 fielding percentage...claimed off waivers by Atlanta November 1.

**2011:** Began season with Atlanta...recorded career-high five hits June 16 vs. New York-NL...acquired by Houston from Atlanta along with pitchers Juan Abreu, Paul Clemens and Brett Oberholtzer in exchange for outfielder Michael Bourn July 31...placed on 15-day DL with a left middle finger joint injury when acquired by Houston...missed 19 games from July 27-August 22 and was 10-for-20 during a five game minor league rehab assignment...went 22-for-26 in stolen base attempts and was successful in each of his last 14 attempts.



**2010:** Placed on the 15-day disabled list March 26 while recovering from wrist surgery in 2009...began rehab assignment at Single-A Rome (Atlanta) May 3...rehab assignment transferred to Mississippi May 11...rehab assignment transferred to Gwinnett May 15...reinstated from 15-day DL May 17 and was optioned to Gwinnett May 19...transferred to Mississippi on July 23...placed on Mississippi's DL August 2 and was reinstated August 9...was again placed on Mississippi's DL August 19 until the end of the season...hit a combined .201 with 10 doubles, one triple, one home run, 14 RBI and 12 stolen bases between Rome, Mississippi and Gwinnett...committed just two errors, playing mostly in centerfield.

**2009:** Made major league debut in centerfield on April 5 at Philadelphia and became the first Brave to make his MLB debut as a starter on Opening Day since leftfielder Rufino Linares in 1981 vs. Cincinnati...became the first player in baseball history to homer in first major league plate appearance on Opening Day and 10th Brave to homer in MLB debut...entered the season as the Braves third best prospect and the organization's best athlete, best defensive outfielder and best outfield arm by *Baseball America*...optioned to Gwinnett on June 2...had season ending surgery on left wrist September 5.

**2008:** Spent the season with Mississippi after serving a 50-game suspension for violating baseball's performance-enhancing drug policy, going on the restricted list from April 8-May 31...named Braves fourth best prospect by ESPN.com, 67th best overall in the minors and eighth best centerfield prospect...tied for sixth among Braves farmhands in triples (6)...named Mississippi Player of the Month in August, hitting .323 (32-for-99) with six home runs, 20 RBI, seven doubles and 18 runs in 29 games.

**2007:** Led all of minor league baseball in hits (176)...led all Braves minor leaguers in overall runs (86), hits and doubles (49), ranked second in triples (10) and OPS (.892), third in batting average (.312), tied for sixth in home runs (15) and stolen bases (23), and was ninth in RBI (63)...named Rome's April Player of the Month, hitting .364 with four home runs, 17 RBI and 12 runs scored...finished second on Myrtle Beach in hits (128), 10th best in Pelican's history...named to *Baseball America* High Class-A All-Star team...named Carolina League postseason All-Star...named Pelicans Team MVP...named Myrtle Beach's Player of the Month in July, hitting .318 with three home runs, 11 RBI and five stolen bases...ranked third in Carolina League in triples (8), and fifth in batting average (.294) and doubles (34)...played for Peoria in the Arizona Fall League and hit .324 with 34 hits and 16 RBI...named to the AFL All-Prospect Team, AFL Rising Stars Team and was AFL Player of the Week, ending August 15...named Braves top prospect by *Baseball America* entering 2008.

**2006:** Ranked second in the Braves system in triples (7) and tied for fifth in RBI (60)...ranked 27th best Braves prospect by *Baseball America* and best defensive outfielder...was second on the team in games played (114), fourth in hits (93), third in RBI (60) and fourth in slugging percentage (.376).

**2005:** Made professional debut on June 24 vs. GCL Yankees, going 0-for-3...had two four-hit games (July 5 and July 12; both vs. GCL Tigers).

**PROFESSIONAL:** Originally selected by Atlanta in the third round of the 2005 First-Year Player Draft; signed by scout Gregg Kilby.

SCHAFER'S BATTING RECORD																			
YEAR	CLUB	AVG	G	AB	R	H	2B	3B	HR	RBI	SH	SF	HB	BB	SO	SB	CS	E	OBP
2005	GCL Braves	.203	49	182	18	37	12	3	3	19	1	3	1	13	49	13	6	3	.256
2006	Rome	.240	114	388	49	93	15	7	8	60	5	0	1	28	95	15	9	2	.293
2007	Rome	.372	30	129	16	48	15	2	5	20	0	0	0	16	31	4	4	0	.441
	Myrtle Beach	.294	106	436	70	128	34	8	10	43	3	1	1	40	95	19	11	3	.354
2008	Mississippi	.269	84	297	46	80	18	6	10	51	0	0	3	49	88	12	5	0	.378
2009	ATLANTA	.204	50	167	18	34	8	0	2	8	0	1	0	27	63	2	1	0	.313
	Gwinnett	.229	9	35	6	8	0	0	2	3	0	1	0	2	10	3	1	0	.263
2010	Rome	.273	6	22	4	6	2	0	0	1	0	0	0	4	5	2	1	0	.385
	Gwinnett	.201	52	189	16	38	5	1	1	8	5	1	0	14	47	9	8	2	.255
	Mississippi	.175	18	63	7	11	3	0	0	5	0	1	0	8	12	1	1	0	.264
2011	Gwinnett	.256	42	164	21	42	8	0	1	21	5	3	0	14	28	6	3	0	.309
	ATLANTA	.240	52	196	32	47	6	3	1	7	4	0	1	18	42	15	4	2	.307
	Oklahoma City	.500	5	20	4	10	2	0	0	3	0	0	0	2	5	3	1	0	.545
2012	HOUSTON	.245	30	106	14	26	4	0	1	6	0	1	1	10	28	7	0	0	.314
	GCL Astros	.500	1	2	0	1	0	0	0	0	0	0	0	0	0	0	0	0	.500
	Oklahoma City	.154	4	13	2	2	0	0	0	0	0	0	0	2	1	2	0	0	.267
2013	HOUSTON	.211	106	313	40	66	10	2	4	23	6	1	3	36	106	27	9	2	.297
	Gwinnett	.063	8	32	0	2	2	0	0	2	0	0	0	1	4	0	0	0	.091
	ATLANTA	.247	94	231	32	57	8	3	3	21	5	0	0	29	73	22	6	1	.331
2014	ATLANTA	.163	63	80	9	13	4	0	0	2	3	0	0	10	20	15	2	0	.256
	MINNESOTA	.285	41	130	17	37	5	1	1	13	5	0	0	12	28	15	5	2	.345
Minor League Totals		.257	528	1972	259	506	116	27	40	236	19	10	6	193	470	89	50	10	.323
American League Totals		.285	41	130	17	37	5	1	1	13	5	0	0	12	28	15	5	4	.345
National League Totals		.222	395	1093	145	243	40	8	11	67	18	3	5	130	332	88	22	3	.307
Major League Totals		.229	436	1223	162	280	45	9	12	80	23	3	5	142	360	103	27	7	.311

SCHAFER'S CAREER FIELDING RECORD									
POSITION	PCT	G	PO	A	E	TC	DP	PB	
Outfield	.991	356	747	16	7	770	4	—	

SCHAFER'S DIVISION SERIES RECORD													
YEAR	OPPONENT	AVG	G	AB	R	H	2B	3B	HR	RBI	SH	SF	HB
2013	Los Angeles-NL	.000	1	1	0	0	0	0	0	0	0	0	0





# TIM STAUFFER

**HEIGHT/WEIGHT:** 6-1/218  
**BATS/THROWS:** R/R  
**BORN:** 6/2/82 in Portland, ME  
**OPENING DAY AGE:** 32  
**RESIDES:** San Diego, CA  
**ACQUIRED:** Signed as free agent, 12/23/14  
**M.L. SERVICE:** 6 years, 143 days  
**CONTRACT STATUS:** Signed thru 2015

RHP

22

2014		GAME HIGHS		CAREER	
IP: 5.0, 5/23 vs. CHC	Walks: 3, 4/12 vs. DET		IP: 8.0, 6/7/11 vs. COL	Walks: 7, 8/30/11 at LAD	
SO: 6, 6/8 vs. WAS	CG: --		SO: 9, 6/24/11 vs. ATL	CG: --	
Win-Streak: 4, 8/2-30	Low-Hit: --		Win-Streak: 4, 2x, last 8/2-30/14	Low-Hit: --	

**PERSONAL:** Timothy James Stauffer (pronounced STAW-fer)...wife, Rosanne...sons, Noah (6/2/12) and Levi (6/29/14)...attended Saratoga Central Catholic (NY) High School, playing baseball, basketball, golf and soccer...played baseball at the University of Richmond for three seasons from 2001-03, going 31-13, 2.16 ERA (346.0 IP, 83 ER) with 24 complete games, 77 walks and 362 strikeouts in 51 career games (45 starts)...threw 13 complete games as sophomore in 2002 and 10 as junior in 2003.

## 2014:

- Pitched eighth and final season with San Diego.
- Pitched 3.2 shutout innings in a relief appearance on June 8 vs. Washington, allowing two hits with six strikeouts and one walk; six strikeouts were tied for the third-most by a NL reliever, trailing only Tyler Lyons (8) August 30 vs. Chicago-NL and Stolmy Pimentel (7) June 28 vs. New York-NL.
- Tied career-high with four-game win-streak August 2-30.
- Set career-high with 44th appearance September 28 at San Francisco with 2.1 innings of relief.
- Went 5-0, 2.56 ERA (56.1 IP, 16 ER) with 57 strikeouts and 19 walks in 41 relief appearances...was 1-2, 10.13 ERA (8.0 IP, 9 ER) with 10 strikeouts and four walks in three starts.

**2013:** Started season at Triple-A Tucson (San Diego) and made eight starts before being selected by San Diego May 17...posted a 2.49 ERA (21.2 IP, 6 ER) in final 13 appearances...tossed 15.0 consecutive scoreless innings August 20-September 8, limiting opposing hitters to a .151 (8-for-53) batting average in eight appearances...led Padres relievers in innings (69.2)...69.2 relief innings after recall May 17 ranked third in baseball behind Anthony Swarzak (71.2) and Josh Collmenter (71.0)...held left-handed hitters to a .190 (23-for-121) batting average, fourth lowest in the NL and 12th in baseball among relievers (9th among right-handed relievers)...tossed 1.0-plus inning in 22 of 43 relief appearances and tossed at least 2.0 innings in 18 of 43 appearances...posted a 2.12 ERA (46.2 IP, 11 ER) with 35 strikeouts when pitching 2.0-plus innings (18 times).

**2012:** Began season on 15-day DL with a strained right elbow; reinstated May 14 and made one start May 17 at Washington...placed back on 15-day DL a day later with a right elbow strain...transferred to 60-day DL June 10...underwent season-ending surgery on right elbow August 31 to repair the flexor tendon.

**2011:** Named the Padres Opening Day starter for first time, pitching March 31 at St. Louis, allowing two runs on nine hits in 6.0 innings pitched but did not factor into the decision...went 5-6, 2.97 ERA (118.0 IP, 39 ER) pre-All-Star break, becoming one of just four qualifying Padres pitchers to enter break with sub-3.00 ERA (Jake Peavy in 2007 and 08; Chris Young in 2007; Mat Latos in 2010)...posted a 2.57 ERA (94.2 IP, 27 ER) in 15 home starts and a 4.95 ERA (91.0 IP, 50 ER) in 16 road starts...pitched 7.0-or-more innings 10 times...set career-highs in wins (9), starts (31), innings pitched (185.2), strikeouts (128) and quality starts (20).

**2010:** Started the season with a career-long 17.1-inning scoreless streak in nine relief outings April 5-May 5...allowed just one run in first 15 outings (1 start), and 30.1 IP (0.30 ERA) from April 5-July 28...placed on 15-day DL May 11 with an appendicitis...reinstated July 1, after missing 46 games...finished season making six starts September 6-October 2, going 3-2, 2.10 ERA (34.1 IP, 8 ER) and holding opponents to a .195 (24-for-123) average...allowed one run-or-less in six of his seven starts...went 3-3, 1.87 ERA (43.1 IP, 9 ER) with a .224 (35-for-156) opponents batting average in 25 relief appearances and 3-2, 1.83 ERA (39.1 IP, 8 ER) with .213 (30-for-141) opponents average in seven starts.

**2009:** Made 12 relief appearances for Double-A San Antonio (San Diego) and four starts for Triple-A Portland before being added to the Padres rotation...contract selected from Portland July 11...started that night at San Francisco, making his first major league appearance since August 26, 2007, setting career-high with seven strikeouts...went 3-1, 3.09 ERA (32.0 IP, 11 ER) in final six starts.

**2008:** Missed the entire season after undergoing right shoulder surgery to repair a torn labrum.

**2007:** Split the season between Triple-A Portland and the Padres, combining to go 8-6, 5.27 ERA (138.1 IP, 81 ER) in 27 games (22 starts).



**2006:** Spent the majority of the year at Triple-A Portland...made one start for the Padres earning the win while allowing two runs (1 earned) on three hits in 6.0 innings August 21 vs. Los Angeles-NL...led Beavers in wins (7), games started (26), strikeouts (89) and innings pitched (153.0).

**2005:** Began the season at Triple-A Portland...made his major league debut May 11 at Cincinnati in a start, allowing two runs on four hits in 6.0 innings, earning the win, becoming the 17th Padres pitcher to earn a win in his major league debut and the 14th as a starter...became the sixth pitcher and the eighth player from the 2003 Draft to reach the majors.

**2004:** Made professional debut with Single-A Lake Elsinore (San Diego) April 11 vs. Inland Empire...combined to go 11-5, 2.89 ERA (168.0 IP, 54 ER) in 28 starts between Elsinore, Double-A Mobile and Triple-A Portland.

**PROFESSIONAL:** Selected by San Diego in the first round (4th overall) of the 2003 First-Year Player Draft; signed by scout Tripp Keister...originally selected by Baltimore in the 36th round of the 2000 First-Year Player Draft.

#### STAUFFER'S PITCHING RECORD

YEAR	CLUB	W-L	ERA	G	GS	CG	SH	SV	IP	H	R	ER	HR	HB	BB	SO	WP	BK	BAA
2004	Lake Elsinore Storm	2-0	1.78	6	6	0	0	0	35.1	28	10	7	0	1	9	30	0	0	.222
	Mobile	3-2	2.63	8	8	1	0	0	51.1	56	17	15	3	0	13	33	2	0	.290
	Portland	6-3	3.54	14	14	0	0	0	81.1	83	46	32	15	3	26	50	1	1	.269
2005	SAN DIEGO	3-6	5.33	15	14	0	0	0	81.0	92	50	48	10	2	29	49	0	0	.286
	Portland	3-5	5.14	13	13	1	1	0	75.1	90	48	43	5	5	17	64	3	0	.296
2006	SAN DIEGO	1-0	1.50	1	1	0	0	0	6.0	3	2	1	0	0	1	2	0	0	.150
	Portland	7-12	5.53	28	26	0	0	0	153.0	199	108	94	20	9	52	89	4	0	.320
2007	SAN DIEGO	0-1	21.13	2	2	0	0	0	7.2	15	18	18	5	1	6	6	0	0	.395
	Portland	8-5	4.34	25	20	0	0	0	130.2	147	73	63	12	4	36	96	7	0	.283
2008 DID NOT PLAY - INJURED																			
2009	San Antonio	1-0	1.89	12	0	0	0	1	19.0	13	5	4	1	0	4	12	0	0	.183
	Portland	2-1	2.35	4	4	0	0	0	23.0	16	7	6	1	0	4	16	1	0	.198
	SAN DIEGO	4-7	3.58	14	14	0	0	0	73.0	71	31	29	8	5	34	53	1	0	.259
2010	Portland	0-0	4.58	6	5	0	0	0	17.2	24	13	9	0	0	7	8	2	0	.308
	SAN DIEGO	6-5	1.85	32	7	0	0	0	82.2	65	18	17	3	2	24	61	0	0	.219
2011	SAN DIEGO	9-12	3.73	31	31	0	0	0	185.2	180	81	77	20	8	53	128	4	1	.258
2012	SAN DIEGO	0-0	5.40	1	1	0	0	0	5.0	7	4	3	1	0	3	5	0	0	.333
	AZL Padres	0-0	0.00	1	1	0	0	0	1.0	1	1	0	0	0	0	1	0	0	.250
	Lake Elsinore	0-1	3.38	4	4	0	0	0	13.1	15	5	5	0	0	2	11	0	0	.283
2013	Tucson	0-1	3.38	2	2	0	0	0	8.0	10	3	3	1	0	1	2	0	0	.333
	Tucson	2-2	3.16	8	8	0	0	0	42.2	50	16	15	1	1	15	38	2	0	.299
	SAN DIEGO	3-1	3.75	43	0	0	0	0	69.2	59	29	29	7	4	20	64	0	0	.231
2014	SAN DIEGO	6-2	3.50	44	3	0	0	0	64.1	67	25	25	4	2	23	67	1	1	.273
Minor League Totals		34-32	4.09	131	111	2	1	1	651.2	732	352	296	59	23	186	450	22	1	.286
Major League Totals		32-34	3.87	183	73	0	0	0	575.0	559	258	247	58	24	193	435	6	2	.258

#### STAUFFER'S CAREER FIELDING RECORD

POSITION	PCT	G	PO	A	E	TC	DP	PB
Pitcher	.993	183	50	85	1	136	6	—

#### STAUFFER'S BATTING RECORD

BATTING	AVG	AB	R	H	2B	3B	HR	RBI	SH	SF	HB	BB	SO	SB	CS	OBP
Career	.150	140	7	21	3	0	0	12	17	1	1	4	63	0	0	.178





# KURT SUZUKI

**HEIGHT/WEIGHT:** 5-11/203  
**BATS/THROWS:** R/R  
**BORN:** 10/4/83 in Wailuku, HI  
**OPENING DAY AGE:** 31  
**RESIDES:** Torrance, CA  
**ACQUIRED:** Signed as free agent, 12/23/13  
**M.L. SERVICE:** 7 years, 113 days  
**CONTRACT STATUS:** Signed thru 2016

**C 8**

2014		GAME HIGHS		CAREER	
Hits: 3, 11x, last 8/28 at KC	HR: 1, 3x, last 8/16 vs. KC		Hits: 4, 5x, last 8/28/10 at TEX	HR: 2, 2x, last 8/17/11 vs. BAL	
RBI: 3, 5x, last 8/1 at CWS	Grand Slam: --		RBI: 5, 6/20/08 vs. FLA	Grand Slam: 1, 9/10/07 at SEA	
Hit-Streak: 9, 2x, last 9/13-22	SB: --		Hit-Streak: 10, 2x, last 5/3-19/13	SB: 2, 6/10/09 vs. MIN	

**PERSONAL:** Kurt Kiyoshi Suzuki (pronounced soo-ZOO-kee)...wife, Renee...daughter, Malia (4/28/11), and son, Kai (11/4/13)...2001 graduate of H.P. Baldwin HS in Wailuku, Maui, Hawaii...attended Cal State Fullerton, majoring in Kinesiology...won the Johnny Bench Award following the 2004 season, given annually to the nation's top collegiate catcher...also named All-America selection by *Baseball America* and *Collegiate Baseball*, and was named Big West Player of the Year after hitting .413 with 16 home runs and 87 RBI...led Fullerton to the College World Series championship; his two-out RBI-single in the bottom of the seventh inning broke a 2-2 tie to lead the Titans to a 3-2 win over Texas in the championship game...hosted the inaugural Kurt Suzuki Baseball Clinic in Maui in 2012 to raise awareness for the All PONO Sports Organization, which promote healthy lifestyles and exercise for children in Hawaii, as well as teaching baseball fundamentals...started the Kurt Suzuki Family Foundation in 2011 to support the scientific research of chronic illnesses-specifically kidney disease research-and encourage and promote healthy lifestyle choices...is an ambassador for the NephCure Foundation...along with his wife, raised over \$61,000 for the Jon Wilhite Recovery Fund to help alleviate medical costs accrued by his friend and former Cal State Fullerton teammate who was injured in the tragic car accident that took the lives of Angels pitcher Nick Adenhardt and three others in 2009...named co-recipient of the 2009 Dave Stewart Community Service Award, which is given annually to an A's player for outstanding work in the community...voted the 2009 Catfish Hunter Award winner by his teammates, an honor for the A's player's performance on the field and conduct in the clubhouse.

## 2014:

- Made Twins debut March 31 at Chicago-AL, hitting second and catching, going 2-for-4 with three RBI, becoming the first Twin to drive in three runs on Opening Day since Shannon Stewart drove in three April 5, 2004 vs. Cleveland...became the 11th Twin to ever drive in three-plus runs on Opening Day, and second in club history to do so in Twins debut; the other was Brant Ayea, who drove in seven in his first game as Twin April 7, 1970 at Chicago-AL, coincidentally the only other time in club history the Twins opened in Chicago.
- Recorded 19 RBI in March/April for an average of 3.32 at-bats-per-RBI, the highest among qualifiers in baseball...set a Twins record for most RBI for a catcher in March/April, and his second most RBI of any month in his career (24 in September of 2009).
- Hit first home run as Twin April 19 at Kansas City, a solo shot off Bruce Chen.
- Hit first career inside-the-park home run and 49th in Twins history May 20 at San Diego; first for a Twin since Joe Mauer July 21, 2007 vs. Los Angeles-AL.
- Hit safely in 13 straight home games June 4-July 6, hitting .431 (22-for-51) with seven doubles and nine runs scored during the streak.
- Hit safely in nine straight June 11-22, hitting .424 (14-for-33) during the span.
- Played in 900th career game June 22 vs. Chicago-AL.
- Pre-All-Star break, led all AL catchers in doubles (18) and batting average (.309), ranked second in hits (86), tied for second in RBI (37) and tied for fourth in walks (23).
- Named to AL All-Star team for first time in career and was a reserve; caught the ninth inning, helping Glen Perkins earn the save...became eighth catcher in club history to be named an All-Star, joining Earl Battey (1962, 63, 65, 66), John Roseboro (69), Butch Wynegar (76, 77), Dave Engle (84), Tim Laudner (88), A.J. Pierzynski (2002) and Joe Mauer (06, 08, 09, 10, 12, 13).
- Tied season-high with nine-game hitting streak September 13-22, hitting .355 (11-for-31) with seven doubles and six RBI during the streak...also doubled in six straight games September 13-19, the longest streak in baseball on the season.
- Ranked third on the Twins in hits (130), doubles (34) and RBI (61).
- Hit .324 (36-for-111) with runners in scoring position, 12th best in the AL.
- Among catchers in the AL, he ranked first in batting average (.288), on-base percentage (.345) and doubles, fourth in hits, tied for fourth in walks (34), fifth in RBI, and tied for fifth in games (131).
- Given the Bob Allison Award for Twins best leadership voted on by the Twin Cities Chapter of the BBWAA.



**2013:** Started season with Washington...tied career-high with 10-game hitting streak May 3-19 (last 2009), with exactly one hit in each game during the streak, tying the Nationals franchise record for consecutive games with exactly one hit (Shane Andrews, April 12-23, 1998 with Montreal)...started 61 of the Nationals 84 games at catcher through July 3, then started just 12 of final 43 games with Washington before being traded to Oakland August 23 in exchange for pitcher Dakota Bacus...hit .273 (18-for-66) with two home runs and 13 RBI in 28 games post-All-Star Break...hit .303 (10-for-33) with two home runs and seven RBI in 15 games for the A's...played 94 games overall, his fewest since his rookie season of 2007 (68)...committed six errors, posting a .991 fielding percentage, which ranked fifth best among all catchers in baseball.

**2012:** Was Oakland's Opening Day catcher...acquired by Washington August 3 in exchange for catcher David Freitas...at the time of the trade, he led qualified AL catchers in fielding percentage (.996), opponents caught stealing (.23) and caught-stealing percentage (38.3%)...combined to hit .235 with 20 doubles, six home runs and 43 RBI in 75 games with the A's and 43 with the Nationals...batted .267 with five doubles, five home runs and 25 RBI in 43 regular season games with Washington.

**2011:** Made fourth straight Opening Day start at catcher April 1 vs. Seattle, tying him for second most by a catcher in Oakland history; Terry Steinbach holds the record with nine...played 500th career game April 7 at Toronto...placed on Paternity List April 27-28 for the birth of his first child, Malia...struck out twice May 13 vs. Chicago, snapping a career-best streak of 17 games and 73 plate appearances without a strikeout...committed first error of the season May 20, snapping a 78-game errorless streak as a catcher dating back to previous error August 8, 2010; the streak was six short of career-high of 84...recorded second career two-homer game August 17 vs. Baltimore (also June 3, 2010 at Boston)...played 592nd career game as catcher September 25 at Los Angeles-AL, passing Ramon Hernandez for second most in Oakland history...hit 12 of 14 home runs off right-handed pitching...13 of his 14 home runs were solo shots...made 127 starts at catcher, ranking third in the AL.

**2010:** Made third straight Opening Day start at catcher April 5 vs. Seattle, committing two errors, the first two-error game of his career...recorded seventh career walk-off hit (double) April 7 vs. Seattle; it was his third walk-off double, tying Terrence Long for the most in Oakland history...grounded into a triple play August 22 vs. New York-AL, the seventh triple play turned against the A's in club history...placed on 15-day disabled list April 30 with an intercostal strain, his first career stint on the DL...played three games on rehab assignment with Triple-A Sacramento May 11-15...reinstated from the DL May 16 and started each of the A's next 11 games at catcher following his return, matching the longest consecutive games started streak at catcher of his career (June 6-18, 2008 and July 21-August 2, 2008)...drove in the winning run May 18 vs. Seattle with a RBI-single in the bottom of the 10th inning, eighth walk-off of his career, tying him for third most in Oakland history...placed on Bereavement List June 11-15...hit six home runs in June, tied for seventh in the AL and his most ever in a month...signed four-year contract through the 2013 season with a club option for 2014 July 23...tied for the team lead in RBI (71) and tied for second in home runs (13); it marked the second consecutive season he led the club in RBI...ranked fourth in the AL in plate appearances-per-strikeout (11.10) and tied for fifth in hit by pitches (12) and grounded into double plays (22)...A's pitchers posted a 3.27 ERA with him behind the plate, which was the lowest mark in the AL and third lowest in the majors; they had a 4.46 ERA with the other three catchers...ranked second among AL catchers in total chances (868) and putouts (825), and was third in games (123)...committed a career-high eight errors for a .991 fielding percentage, which ranked fourth best among the 14 AL qualifying catchers...ranked second among AL catchers in RBI (66) and tied for third in home runs (13).

**2009:** Hit .343 (23-for-67) in 17 April games...stole a career-high two bases June 10 vs. Minnesota...had three assists in the fifth inning June 18 at Los Angeles-NL and all were putouts to different players (first base, second base and shortstop), first time since 1976 that a catcher recorded three assists in an inning with the putouts going to three different positions (Vic Correll with Atlanta, September 17, 1976 vs. Los Angeles-NL)...committed an error August 2 vs. Toronto, snapping a career best 84-game errorless streak dating back to April 10...recorded 24 RBI in September, tied for third in the AL...led AL catchers in games started (132) for the second consecutive season; also led in innings (1173.1), putouts (923) and total chances (996), and tied for the lead in games (135)...posted career-highs in runs (74), hits (156), doubles (37), home runs (15), RBI (88), stolen bases (8) and slugging percentage (.421)...led the A's in hits, doubles, RBI, slugging percentage, hit by pitches (8), sacrifice flies (7), multi-RBI games (20) and go-ahead RBI (18)...struck out 59 times for an average of 10.41 plate appearances-per-strikeout, sixth best ratio in the AL...named the third best defensive catcher in the AL in *Baseball America's* Best Tools survey...hit .311 (92-for-296) on the road...ranked eighth in the AL in RBI post-All-Star Break (51).

**2008:** Spent first full season in the majors...had first career four-hit game April 14 at Chicago...hit .327 in first 16 games before being inserted into the leadoff spot April 18...recorded third career walk-off RBI June 20 vs. Florida, doubling in the 11th inning...hit .370 (30-for-81) in June, third in the AL...hit first career pinch-hit home run July 10 vs. Seattle...hit walk-off pinch-hit home run August 15 vs. Chicago-AL...hit game-winning pinch-hit double August 28 vs. Minnesota, second game-ending pinch hit of the season...led AL catchers in games (141), games started (136), innings caught (1215.0), total chances (986) and putouts (927)...led the A's in batting average (.279), hits (148), hit-by-pitches (11) and multi-hit games (36), and tied for first in games (148)...tied for seventh in the AL in hit by pitches...tied for the AL lead in pinch home runs (2) and tied for fifth in pinch-hits (5).

**2007:** Began season at Triple-A Sacramento (Oakland)...had contract selected June 10 and made major league debut June 12 at Houston, grounding out as a pinch hitter in first at-bat...recorded first major league hit June 14 at Houston, a pinch-hit single off Brian Moehler...hit first career home run June 19 vs. Cincinnati, a solo shot off Todd Coffey...caught Shane Komine July 17 vs. Texas, becoming the first Hawaiian-born battery in major league history...hit first career walk-off home run August 16 vs. Chicago-AL, a three-run shot off Matt Thornton with two outs in the bottom of the 10th...hit first career grand slam September 10 at Seattle...hit walk-off single in A's final game September 30 vs. Los Angeles-AL...started 56 of the A's final 70 games at catcher following the trade of Jason Kendall July 16...hit six home runs from the nine spot in the order, the third most in the AL.

**2006:** Spent entire season at Double-A Midland (Oakland)...named Texas League All-Star...tossed out 33 of 70 attempted base stealers (47.1%), the second best mark in the Texas League...led all Texas League catchers in fielding percentage (.997) and games (91)...played for the United States in the All-Star Futures game July 9 at Pittsburgh and went 0-for-1...named to the U.S. Olympic Qualifying team...suffered a bruised left wrist while playing for the U.S. team in Cuba and did not return to Midland.

**2005:** Spent first full professional season with Single-A Stockton (Oakland)...led California League in games caught (104)...also led CL catchers in total chances (947), putouts (882), errors (15) and passed balls (19)...reached base safely in 27 consecutive games June 1-July 5...hit first professional grand slam June 17 vs. Rancho Cucamonga...played for the Phoenix Desert Dogs in the Arizona Fall League, hitting .342 with seven RBI and a .447 on-base percentage in 13 games.

**2004:** Spent season at Single-A Vancouver (Oakland)...hit safely in each of his first 12 games July 17-29, hitting .362 during the streak with two home runs and eight RBI.

**PROFESSIONAL:** Selected by Oakland in the second round pick of the 2004 First-Year Player Draft; signed by scout Randy Johnson.



### SUZUKI'S PLAYING RECORD

YEAR	CLUB	AVG	G	AB	R	H	2B	3B	HR	RBI	SH	SF	HB	BB	SO	SB	CS	E	OBP
2004	Vancouver	.297	46	175	27	52	10	3	3	31	3	3	12	18	26	0	1	1	.394
2005	Stockton	.277	114	441	85	122	26	5	12	65	2	5	12	63	61	5	3	15	.378
2006	Midland	.285	99	376	64	107	26	1	7	55	0	1	9	58	50	5	3	2	.392
2007	Sacramento	.280	55	211	32	59	9	0	3	27	1	3	4	21	41	0	0	3	.351
	OAKLAND	.249	68	213	27	53	13	0	7	39	3	5	3	24	39	0	0	2	.327
2008	OAKLAND	.279	148	530	54	148	25	1	7	42	2	1	11	44	69	2	3	6	.346
2009	OAKLAND	.274	147	570	74	156	37	1	15	88	1	7	8	28	59	8	2	5	.313
2010	Sacramento	.375	3	8	4	3	2	0	1	5	0	0	0	2	1	0	0	0	.500
	OAKLAND	.242	131	495	55	120	18	2	13	71	0	4	12	33	49	3	2	8	.303
2011	OAKLAND	.237	134	460	54	109	26	0	14	44	3	7	7	38	64	2	2	7	.301
2012	OAKLAND	.218	75	262	19	57	15	0	1	18	2	2	3	9	53	1	0	2	.250
	WASHINGTON	.267	43	146	17	39	5	0	5	25	2	3	2	11	20	1	0	3	.321
2013	WASHINGTON	.222	79	252	19	56	11	1	3	25	2	4	3	20	32	2	0	5	.283
	OAKLAND	.303	15	33	6	10	2	0	2	7	0	0	0	2	3	0	0	1	.343
2014	MINNESOTA	.288	131	452	37	130	34	0	3	61	1	7	9	34	46	0	1	4	.345
Minor League Totals		.283	317	1211	212	343	73	9	26	183	6	12	37	162	179	10	7	21	.381
American League Totals		.260	849	3015	326	783	170	4	62	370	12	33	53	212	382	16	10	35	.316
National League Totals		.239	122	398	36	95	16	1	8	50	4	7	5	31	52	3	0	8	.297
Major League Totals		.257	971	3413	362	878	186	5	70	420	16	40	58	243	434	19	10	43	.314

### SUZUKI'S CAREER FIELDING RECORD

POSITION	PCT	G	PO	A	E	TC	DP	PB
Catcher	.993	950	6193	378	43	6614	36	39

### SUZUKI'S DIVISION SERIES RECORD

YEAR	OPPONENT	AVG	G	AB	R	H	2B	3B	HR	RBI	SH	SF	HB	BB	SO	SB	CS	E	OBP
2012	St. Louis	.235	5	17	0	4	0	0	0	2	0	0	0	2	4	0	0	0	.316

### SUZUKI'S ALL-STAR GAME RECORD

YEAR	HOST	AVG	G	AB	R	H	2B	3B	HR	RBI	SH	SF	HB	BB	SO	SB	CS	E	OBP
2014	Minnesota	—	1	0	0	0	0	0	0	0	0	0	0	0	0	0	0	0	—

### 2014 AL BATTING LEADERS AMONG CATCHERS

#### BATTING AVERAGE

1. Kurt Suzuki, MIN ..... .288
2. Yan Gomes, CLE ..... .278
3. Dione Navarro, TOR ..... .274
4. Derek Norris, TOR ..... .270
5. Salvador Perez, KC ..... .260

#### DOUBLES

1. Kurt Suzuki, MIN ..... 34
2. Salvador Perez, KC ..... 28
3. Yan Gomes, CLE ..... 25
4. Alex Avila, DET ..... 22
- Chris Iannetta, LAA ..... 22
- Dione Navarro, TOR ..... 22

#### RBI

1. Brian McCann, NYY ..... 75
2. Yan Gomes, CLE ..... 74
3. Salvador Perez, KC ..... 70
4. Dione Navarro, TOR ..... 69
5. Kurt Suzuki, MIN ..... 61





# CALEB THIELBAR

**HEIGHT/WEIGHT:** 6-0/203

**BATS/THROWS:** R/L

**BORN:** 1/31/87 in Northfield, MN

**OPENING DAY AGE:** 28

**RESIDES:** Brookings, SD

**ACQUIRED:** Signed as minor league free agent, 8/18/11

**M.L. SERVICE:** 1 year, 133 days

**CONTRACT STATUS:** Signed thru 2015

LHP

56

PLAYERS

2014		GAME HIGHS		CAREER	
IP: 2.0, 5x, last 8/17 vs. KC	Walks: 2, 8/31 at BAL		IP: 2.0, 11x, last 8/17/14 vs. KC	Walks: 2, 3x, last 8/31/14 at BAL	
SO: 3, 3x, last 6/16 at BOS	CG: --		SO: 3, 5x, last 6/16/14 at BOS	CG: --	
Win-Streak: 2, 4/3-5/5	Low-Hit: --		Win-Streak: 3, 9/3/13-5/5/14	Low-Hit: --	

**PERSONAL:** Caleb John Thielbar (pronounced THEEL-bar)...2005 graduate of Randolph (MN) High School...2009 graduate of South Dakota State University with a degree in Wildlife and Fisheries Management...went 13-16, 5.79 ERA (196.0 IP, 126 ER) with 60 walks and 152 strikeouts in 49 career games (29 starts) for the Jackrabbits from 2006-09...went 5-8, 5.44 ERA (87.2 IP, 53 ER) with 31 walks and 100 strikeouts in 22 games (12 starts) during his senior season in 2009...ended career as the Jackrabbits all-time leader in starts (44) and innings pitched (274.0), and ranked second in strikeouts (196)...participates annually in Twins Winter Caravan.

## 2014:

- Made first career Opening Day roster and was in Twins bullpen all season.
- Earned the win in second appearance April 3 at Chicago-AL.
- Posted 12-game scoreless streak (9.0 IP) April 6-May 13, allowing just five hits and two walks with six strikeouts.
- Allowed just one earned run in 10 June appearances (9.0 IP), for a 1.00 ERA.
- Allowed just one home run in final 38 games (35.2 IP), the homer by Alex Gordon August 17 vs. Kansas City.
- Set career-highs in games (54) and innings pitched (47.2).
- Posted a 3.08 ERA (26.1 IP, 9 ER) in 28 home games and 3.80 ERA (21.1 IP, 9 ER) in 26 road games.
- Inherited bases loaded six times, the most in baseball and only three of 18 total runners in those instances scored.

**2013:** Was invitee to his first major league spring training with Twins; optioned March 14...began season at Triple-A Rochester...struck out 34 batters in 26.1 innings pitched for the Red Wings...posted eight straight scoreless appearances April 17-May 18 and was recalled by Minnesota May 20...started MLB career with 19.2 consecutive scoreless innings May 20-July 6, setting a Twins record and tying him for sixth with the Mets' Joe Smith (April 1-May 5, 2007) for longest streak in baseball history to begin a career...allowed just five hits during the streak and struck out 17...retired 31 consecutive batters faced without allowing a hit; according to Elias, it tied Joe Nathan (2006) for the fifth longest streak in club history; had streak snapped by a Ben Zobrist home run July 8 at Tampa Bay...the streak was the second longest in club history for a rookie, short of Gerry Arigo's 33 straight in 1964...earned first major league win June 1 vs. Seattle, tossing 1.0 scoreless inning of relief...allowed just two earned runs in first 28 appearances (28.2 IP), posting a 0.63 ERA in that span (until August 5)...41 of 49 appearances were scoreless, including 32 of first 36 May 20-August 25...posted a .154 opponent batting average, the lowest in Twins history and second lowest in Twins/Senators franchise history (since 1901) behind Johnny Niggeling's 1943 average of .153...posted a 1.76 ERA (46.0 IP, 9 ER), the sixth lowest in Twins history...his 49 games tied for eighth most for a rookie in Twins history...ranked sixth in AL in ERA (minimum 40.0 IP), second among rookies...tied for fifth among AL rookies in appearances...was given the Bill Boni Award as Twins Most Outstanding Rookie, voted on by the Twin Cities Chapter of the BBWAA.

**2012:** Began season with Single-A Ft. Myers, going 1-1, 0.00 ERA (12.1 IP) with four hits allowed, two walks and 16 strikeouts in seven games...transferred to Double-A New Britain April 30...13 of 16 appearances for the Rock Cats were scoreless; converted all four save opportunities...transferred to Triple-A Rochester June 20...recorded first career Triple-A win with 2.0 scoreless innings July 1 vs. Scranton-Wilkes-Barre...recorded first career Triple-A save with 0.1 scoreless inning July 5 vs. Pawtucket...struck out 20 batters in final 10 appearances (19.1 IP) July 28-September 1...pitched for Peoria Javelinas in the Arizona Fall League, going 1-0, 11.08 ERA (13.0 IP, 16 ER) in 11 games...added to Twins 40-man roster in November.

**2011:** Started season with the St. Paul Saints in the Independent League...went 3-3, 2.54 ERA (49.2 IP, 14 ER) with 15 walks and 62 strikeouts in 43 games for the Saints...signed by Minnesota as a minor league free agent August 18 and reported to Single-A Ft. Myers...appeared in three games (1 start) tossing 7.1 scoreless innings.

**2010:** Started season with Single-A Wisconsin (Milwaukee)...transferred to Rookie Helena August 3...released by Milwaukee December 13.

**2009:** Began professional career with AZL Brewers, going 6-1, 1.59 ERA (45.1 IP, 8 ER) in 14 appearances (2 starts)...transferred to Single-A Helena August 31 and made two scoreless relief appearances.

**PROFESSIONAL:** Selected by Milwaukee in the 18th round of the 2009 First-Year Player Draft; signed by scout Harvey Kuenn Jr.



### THIELBAR'S PITCHING RECORD

YEAR	CLUB	W-L	ERA	G	GS	CG	SH	SV	IP	H	R	ER	HR	HB	BB	SO	WP	BK	BAA
2009	AZL Brewers	6-1	1.59	14	2	0	0	0	45.1	44	16	8	1	0	7	46	3	0	.246
	Helena	0-0	0.00	2	0	0	0	0	1.2	0	0	0	0	0	1	2	0	0	.000
2010	Wisconsin	0-2	5.60	30	0	0	0	3	53.0	65	41	33	6	0	14	43	0	0	.294
	Helena	0-0	3.68	9	0	0	0	0	14.2	16	7	6	2	0	0	9	1	0	.286
2011	Ft. Myers	1-0	0.00	3	1	0	0	0	7.1	1	0	0	0	0	5	5	1	0	.042
2012	Ft. Myers	1-1	0.00	7	0	0	0	1	12.1	4	1	0	0	2	2	16	0	0	.100
	New Britain	2-0	1.80	16	0	0	0	4	25.0	18	5	5	1	0	3	26	0	0	.198
	Rochester	3-1	3.57	25	1	0	0	1	40.1	42	19	16	5	1	16	32	3	0	.266
2013	Rochester	1-1	3.76	17	0	0	0	1	26.1	27	13	11	1	1	8	34	2	0	.260
	MINNESOTA	3-2	1.76	49	0	0	0	0	46.0	24	11	9	4	0	14	39	1	0	.154
2014	MINNESOTA	2-1	3.40	54	0	0	0	0	47.2	51	19	18	3	1	16	35	0	0	.280
Independent League Totals		3-3	2.54	43	0	0	0	0	49.2	41	17	14	2	1	15	62	3	1	—
Minor League Totals		14-6	3.15	123	4	0	0	10	226.0	217	102	79	16	4	56	213	10	0	.247
Major League Totals		5-3	2.59	103	0	0	0	0	93.2	75	30	27	7	1	30	74	1	0	.222

### THIELBAR'S CAREER FIELDING RECORD

POSITION	PCT	G	PO	A	E	TC	DP	PB
Pitcher	.938	103	5	10	1	16	0	—

### MINNESOTA NATIVES TO PLAY FOR TWINS

PLAYER	BIRTHPLACE	SEASONS	PLAYER	BIRTHPLACE	SEASONS
Fred Bruckbauer, rhp	New Ulm	1961	Jack Morris, rhp	St. Paul	1991
Tom Burgmeier, lhp	St. Paul	1974-77	Greg Olson, c	Marshall	1989
Cole De Vries, rhp	St. Louis Park	2012-13	Glen Perkins, lhp	St. Paul	2006-present
Jim Eisenreich, cf	St. Cloud	1982-84	Mike Poepping, rf	Little Falls	1975
Bob Gebhard, rhp	Lamberton	1971-72	Tom Quinlan, 3b	St. Paul	1996
Paul Giel, rhp	Winona	1961	Brian Raabe, 2b	New Ulm	1995-96
Dave Goltz, rhp	Pelican Rapids	1972-79	Michael Restovich, of	Rochester	2002-04
Kent Hrbek, 1b	Minneapolis	1981-94	Terry Steinbach, c	New Ulm	1997-99
Tom Johnson, rhp	St. Paul	1974-78	Dick Stigman, lhp	Nimrod	1962-65
Tom Kelly, 1b	Graceville	1975	Jerry Terrell, ss	Waseca	1973-77
Jerry Kindall, 2b	St. Paul	1964-65	Caleb Thielbar, lhp	Northfield	2013-present
Jerry Koosman, lhp	Appleton	1979-81	George Thomas, lf	Minneapolis	1971
Mike Mason, lhp	Faribault	1988	Charley Walters, rhp	Minneapolis	1969
Joe Mauer, c	St. Paul	2004-present	Dave Winfield, of	St. Paul	1993-94
Paul Molitor, dh-1b	St. Paul	1996-98			

### MINNESOTA TIES

All-time, 163 major league players have been born in Minnesota, 10 MN natives played at the major league level in 2014:

PLAYER	BIRTHPLACE	HIGH SCHOOL	2014 TEAM
Ike Davis	Edina	Chaparral High School (AZ)	New York-NL/Pittsburgh
Brad Hand	Minneapolis	Chaska High School	Miami
Jack Hannahan	St. Paul	Cretin-Derham Hall	Cincinnati
Dan Johnson	Coon Rapids	Blaine High School	Toronto
Joe Mauer	St. Paul	Cretin-Derham Hall	Minnesota
Mike Morin	Andover	Shawnee Mission South High School (KS)	Los Angeles-AL
Glen Perkins	St. Paul	Stillwater High School	Minnesota
Jake Petricka	Northfield	Faribault High School	Chicago-AL
Caleb Thielbar	Northfield	Randolph High School	Minnesota
Neil Wagner	Minneapolis	Eden Prairie High School	Toronto





# AARON THOMPSON

**HEIGHT/WEIGHT:** 6-3/203

**BATS/THROWS:** L/L

**BORN:** 2/28/87 in Santa Fe, NM

**OPENING DAY AGE:** 28


**RESIDES:** Houston, TX

**ACQUIRED:** Signed as minor league free agent, 12/9/11

**M.L. SERVICE:** 53 days

**CONTRACT STATUS:** Signed thru 2015

**LHP 64**

2014		GAME HIGHS		CAREER	
IP: 1.2, 9/9 at CLE	Walks: 1, 2x, last 9/21 vs. CLE		IP: 4.1, 8/24/11 vs. MIL	Walks: 2, 2x, last 9/18/11 at LAD	
SO: 2, 2x, last 9/21 vs. CLE	CG: --		SO: 2, 2x, last 9/21/14 vs. CLE	CG: --	
Win-Streak: --	Low-Hit: --		Win-Streak: --	Low-Hit: --	

**PERSONAL:** Aaron Marshall Thompson...2005 graduate of Second Baptist High School in Houston, TX, where he went 8-3 with two saves and a 0.84 ERA as a senior...also struck out 133 batters in 66.0 innings pitched...signed a letter of intent with Texas A&M before signing with the Florida Marlins.

## 2014:

- Was an invitee to Twins spring training and reassigned to minor league camp March 24; began season at Triple-A Rochester.
- Posted a 0.90 ERA (10.0 IP, 1 ER) with 11 strikeouts and four walks in 11 June appearances.
- 33 of 46 appearances for the Red Wings were scoreless.
- Held left-handed hitters to a .200 (12-for-60) batting average while at Rochester.
- Led the Red Wings in appearances (46).
- Had contract selected from Triple-A Rochester August 31 as Samuel Deduno was claimed off waivers by Houston; spent the rest of the season with Minnesota.
- Made Twins debut August 31 at Baltimore, tossing 1.1 scoreless innings of relief, his first major league appearance since September 18, 2011 at Los Angeles-NL, with Pittsburgh.
- Six of seven appearances for Twins were scoreless, posting a 2.45 ERA (7.1 IP, 2 ER).
- Combined to go 3-3, 3.79 ERA (59.1 IP, 25 ER) with 28 walks and 57 strikeouts in 53 appearances between Rochester and Minnesota.

**2013:** Began season on the 7-day disabled list with stomach viral infection; reinstated April 15 and had contract transferred to Double-A New Britain...appeared in 11 games for the Rock Cats, posting a 0.61 ERA (14.2 IP, 1 ER) and was promoted to Triple-A Rochester May 18...struck out 42 batters in 44.0 innings for the Red Wings, including a stretch of 20 strikeouts in 10 games June 4-July 14...played winter ball in the Venezuelan Winter League with Tigres de Aragua and in the Australian Baseball League with Brisbane.

**2012:** Began season on the restricted list due to violation of Minor League Drug Prevention and Treatment Program...reinstated May 29 and transferred to Double-A New Britain from Triple-A Rochester...first 13 games were as starter, going 3-7, 5.74 ERA (73.2 IP, 47 ER) June 3-August 8...final nine games were as reliever, posting a 2.19 ERA (12.1 IP, 3 ER).

**2011:** Was an invitee to Pirates spring training; reassigned to Double-A Altoona March 14...moved to the Curve's bullpen where he went 2-1, 5.47 ERA (24.2 IP, 15 ER) in 16 games...designated for assignment June 24...outrighted to Double-A Altoona June 30...transferred to Triple-A Indianapolis August 10...allowed just one run in 11.2 innings pitched for Indy (1 start and 2 relief appearances) and had his contract selected by Pittsburgh August 24...made his major league debut August 24 vs. Milwaukee, tossing 4.1 scoreless innings with four hits allowed, two walks and one strikeout...optioned back to Indianapolis after the start...recalled by Pittsburgh September 6 and appeared in three games for the Pirates out of the bullpen...signed with Minnesota as a minor league free agent December 9.

**2010:** Spent first full season in Washington organization...started season with Double-A Harrisburg...transferred to Triple-A Syracuse, April 24 and made one start vs. Rochester before returning to Harrisburg April 26...won back-to-back starts June 22 and 28...earned final win, tossing 6.0 hitless innings with one hit allowed and six walks June 28 at Portland...claimed off waivers by Pittsburgh December 23.

**2009:** Began season with Double-A Jacksonville (Florida)...posted a 2.70 ERA (30.0 IP, 9 ER) in five June starts...acquired by Washington for infielder Nick Johnson July 31 and assigned to Harrisburg...struck out season-high 11 batters and gave up one run in 6.0 innings, but received a no decision August 23 at Portland...established minor league career-high with 146.2 innings pitched.

**2008:** Spent majority of season with Single-A Carolina (Florida)...placed on 7-day disabled list with a left shoulder strain May 16...made two rehab starts with the GCL Marlins and was reinstated July 18...hit first professional home run July 31 vs. Jacksonville...won first game, tossing 7.0 scoreless innings August 10 vs. Mobile...participated in Arizona Fall League and went 1-0 with a 6.00 ERA (15.0 IP, 10 ER) in 11 relief appearances with the Mesa Solar Sox...rated as having the best changeup in the Florida system by *Baseball America* prior to 2009 season.



**2007:** Spent season with Single-A Jupiter (Florida)...ranked second among Florida minor leaguers in ERA (3.37) and surrendered just two home runs...won first decision with 8.0 scoreless innings in fourth start April 24 vs. St. Lucie...made first professional relief appearance April 29 at St. Lucie...struck out season-high 10 batters May 25 vs. Clearwater...won back-to-back starts August 14 and 20.

**2006:** Named to South Atlantic League midseason All-Star team and posted minor league career-highs in wins (8) and strikeouts (119), while spending entire season with Single-A Greensboro (Florida)...was winning pitcher in the All-Star Game June 20; pitched a perfect sixth inning and struck out two batters and earned Pitcher of the Game honors.

**2005:** Started professional career with GCL Marlins...went 3-6 with a 3.96 ERA in 13 total starts...made first professional start June 27 vs. GCL Mets...suffered three straight losses to begin career before first win July 18 at GCL Dodgers...transferred to Single-A Jamestown and picked up lone win with Jammers in second start August 20 at Auburn...allowed three earned runs-or-less in all five starts with Jamestown.

**PROFESSIONAL:** Selected by Florida in the first round (22nd overall) of the 2005 First-Year Player Draft; signed by scout Dennis Cardoza.

THOMPSON'S PITCHING RECORD																			
YEAR	CLUB	W-L	ERA	G	GS	CG	SH	SV	IP	H	R	ER	HR	HB	BB	SO	WP	BK	BAA
2005	GCL Marlins	2-4	4.50	8	8	0	0	0	32.0	42	20	16	1	0	10	41	4	0	.316
	Jamestown	1-2	3.10	5	5	0	0	0	20.1	25	13	7	1	1	10	17	0	0	.301
2006	Greensboro	8-8	3.63	24	24	0	0	0	134.0	139	68	54	12	5	35	114	3	2	.270
2007	Jupiter	4-6	3.37	20	19	0	0	0	115.0	121	64	43	2	4	35	84	9	0	.266
2008	GCL Marlins	0-0	2.00	2	2	0	0	0	9.0	8	2	2	0	0	1	9	0	0	.242
	Carolina	2-5	5.62	16	16	0	0	0	81.2	111	61	51	9	2	40	53	4	2	.331
2009	Jacksonville	5-9	4.11	20	20	0	0	0	114.0	121	63	52	7	2	43	75	5	2	.268
	Harrisburg	0-3	3.31	6	6	0	0	0	32.2	32	18	12	3	0	11	27	2	0	.254
2010	Syracuse	1-0	1.80	1	1	0	0	0	5.0	5	1	1	0	0	3	4	0	0	.250
	Harrisburg	4-13	5.80	26	26	0	0	0	136.2	164	96	88	16	5	53	95	5	2	.299
2011	Altoona	4-7	5.16	28	12	0	0	0	83.2	100	55	48	6	2	20	51	9	3	.307
	Indianapolis	1-0	2.84	5	4	0	0	0	19.0	23	6	6	0	0	9	10	0	0	.295
	PITTSBURGH	0-0	7.04	4	1	0	0	0	7.2	13	6	6	2	0	6	1	0	0	.382
2012	New Britain	3-8	5.23	22	13	0	0	0	86.0	115	54	50	9	8	22	45	4	0	.334
2013	New Britain	0-1	0.61	11	0	0	0	3	14.2	11	1	1	0	0	3	11	0	1	.204
	Rochester	3-2	3.48	31	1	0	0	6	44.0	49	20	17	3	1	13	42	3	0	.285
2014	Rochester	3-3	3.98	46	0	0	0	3	52.0	49	27	23	5	1	26	51	4	0	.250
	MINNESOTA	0-0	2.45	7	0	0	0	0	7.1	8	2	2	0	0	2	6	0	0	.286
Minor League Totals		41-71	4.33	271	157	0	0	12	979.2	1115	569	471	74	31	334	729	52	12	.288
American League Totals		0-0	2.45	7	0	0	0	0	7.1	8	2	2	0	0	2	6	0	0	.286
National League Totals		0-0	7.04	4	1	0	0	0	7.2	13	6	6	2	0	6	1	0	0	.382
Major League Totals		0-0	4.80	11	1	0	0	0	15.0	21	8	8	2	0	8	7	0	0	.339

THOMPSON'S CAREER FIELDING RECORD								
POSITION	PCT	G	PO	A	E	TC	DP	PB
Pitcher	1.000	11	1	2	0	3	0	—

THOMPSON'S BATTING RECORD													
BATTING	AVG	AB	R	H	2B	3B	HR	RBI	SH	SF	HB	BB	SO
Career	.000	0	0	0	0	0	0	0	0	0	0	1	0

ROOKIE QUALIFICATIONS	
A player shall be considered a rookie unless, during a previous season, he had (a) exceeded 130 at-bats or 50 innings pitched in the major leagues; or (b) accumulated more than 45 days on the active roster of a major league club, or clubs, during the period of 25-man limit (excluding time in military service and time on the disabled list).	





# MICHAEL TONKIN

**HEIGHT/WEIGHT:** 6-7/220

**BATS/THROWS:** R/R

**BORN:** 11/19/89 in Glendale, CA

**OPENING DAY AGE:** 25

**RESIDES:** Palmdale, CA

**ACQUIRED:** 30th round, 2008 First-Year Player Draft

**M.L. SERVICE:** 96 days

**CONTRACT STATUS:** Signed thru 2015

**RHP 59**

2014			GAME HIGHS		CAREER	
IP: 1.2, 4/25 vs. DET	Walks: 3, 5/1 vs. LAD			IP: 2.0, 9/20/13 at OAK	Walks: 3, 5/1/14 vs. LAD	
SO: 2, 2x, last 9/15 vs. DET	CG: --			SO: 3, 9/14/13 vs. TB	CG: --	
Win-Streak: --	Low-Hit: --			Win-Streak: --	Low-Hit: --	

**PERSONAL:** Michael Harvey Tonkin...2008 graduate of Palmdale (CA) High School...brother-in-law of former Twins outfielder Jason Kubel.

## 2014:

- Was in Twins spring training, optioned to Triple-A Rochester March 24 but recalled from Rochester and was on Opening Day roster as Brian Duensing was placed on Paternity List.
- Made one appearance and was optioned to Rochester April 3; recalled again April 12.
- Posted a 1.29 ERA (7.0 IP, 1 ER) in first nine appearances overall with Minnesota.
- Optioned to Rochester May 18.
- Struck out at least one batter in 14 straight appearances May 29-July 5 with Rochester.
- Ranked third on the Red Wings staff with 39 appearances and led the club in saves with 10 (12 opportunities).
- 15 of final 19 appearances for Red Wings were scoreless (since July 11), posting a 2.18 ERA (20.2 IP, 5 ER) in that span.
- Recalled September 2.
- Pitched in 10 games in September, posting a 2.70 ERA (6.2 IP, 2 ER) with no walks and seven strikeouts.

**2013:** Participated in his first Twins major league spring training; optioned March 11...began season with Double-A New Britain...did not allow an earned run in 15 consecutive appearances (16.2 IP) April 21-May 28, and was promoted to Triple-A Rochester May 30...did not allow an earned run in first 10 appearances (11.2 IP) for the Red Wings May 30-June 23...recalled by Minnesota July 11 when Caleb Thielbar was placed on the Bereavement List...made major league debut July 11 at Tampa Bay, pitching 1.1 scoreless innings with one strikeout...optioned to Triple-A Rochester July 13...recalled August 20; appeared in one game for the Twins and optioned back to Rochester August 23...converted 14 of 15 save opportunities for the Red Wings, leading the club in saves...recalled September 9 and posted a 1.00 ERA (9.0 IP, 1 ER) in seven September games...posted a 3.03 ERA (68.1 IP, 23 ER) with 76 strikeouts and 19 walks in 61 games between all three levels...led Twins minor leaguers in saves (21)...named reliever on MiLB.com Twins organizational All-Star team...ranked 15th best prospect in Twins system by *Baseball America* entering 2014.

**2012:** Started season with Single-A Beloit and won in first appearance, tossing 2.0 scoreless innings April 6 vs. Peoria...recorded at least one strikeout in 20 of 22 appearances for the Snappers, totaling 53 in 39.0 innings...struck out multiple batters in 15 appearances...selected to play in the Midwest League All-Star Game...promoted to Single-A Ft. Myers June 20...named Twins minor league Pitcher of the Week June 15, tossing 5.2 scoreless innings with three saves, no hits allowed, no walks and 12 strikeouts in five games...named Twins minor league Pitcher of the Month for June, going 0-1, 0.64 ERA (14.1 IP, 1 ER) with two saves and 27 strikeouts in nine games...recorded at least one strikeout in all 22 appearances for the Miracle, totaling 44 in 30.1 innings...struck out multiple batters in 15 appearances...combined to go 4-1, 2.08 ERA (69.1 IP, 16 ER) with 12 saves, 97 strikeouts and 20 walks in 44 appearances between both levels...named reliever on MiLB.com Twins organizational All-Star team...played for Peoria Javelinas in the Arizona Fall League, going 1-0, 2.45 ERA (14.2 IP, 4 ER) with three walks and seven strikeouts in 10 games...added to the Twins 40-man roster in November.

**2011:** Spent entire season with Single-A Beloit...did not allow a run in 13 consecutive appearances (14.2 IP) May 23-June 28...posted a 2.13 ERA (12.2 IP, 3 ER) in 10 June appearances...recorded at least one strikeout in 11 straight appearances (23 total) July 9-August 15...allowed just three home runs on the season and just one in final 40 appearances since May 2...tied for team-lead in appearances (48).

**2010:** Started season with Single-A Beloit...went 3-6, 4.29 ERA (65.0 IP, 31 ER) in 13 games (12 starts) for the Snappers...transferred to Rookie Elizabethton July 19...eight of 10 appearances for the E-Twins were scoreless — seven of those scoreless appearances were outings of 2.0 innings-or-more.



**2009:** Spent entire season with Rookie GCL Twins...named Twins minor league Pitcher of the Week July 17, going 1-0, 0.00 ERA (7.0 IP) with two hits allowed and 15 strikeouts in one start...went 2-1, 1.73 ERA (26.0 IP, 5 ER) in five August games (4 starts)...finished second in the GCL in strikeouts (60).

**2008:** Spent first professional season with GCL Twins, going 0-1, 3.27 ERA (11.0 IP, 4 ER) in six games (1 start)...ranked 30th best prospect in the Twins organization by *Baseball America* entering the 2009 season.

**PROFESSIONAL:** Selected by the Twins in the 30th round of the 2008 First-Year Player Draft; signed by Twins scout Dan Cox.

TONKIN'S PITCHING RECORD																			
YEAR	CLUB	W-L	ERA	G	GS	CG	SH	SV	IP	H	R	ER	HR	HB	BB	SO	WP	BK	BAA
2008	GCL Twins	0-1	3.27	6	1	0	0	0	11.0	10	4	4	0	1	3	8	0	0	.244
2009	GCL Twins	3-4	3.62	11	9	0	0	0	54.2	55	30	22	2	4	9	60	5	0	.258
2010	Elizabethton	1-0	1.08	10	0	0	0	1	25.0	18	6	3	1	4	4	26	1	0	.196
	Beloit	3-6	4.29	13	12	0	0	0	65.0	76	43	31	7	8	18	40	7	0	.287
2011	Beloit	4-3	3.87	48	3	0	0	2	76.2	82	41	33	3	8	24	69	6	0	.271
2012	Beloit	3-0	1.38	22	0	0	0	6	39.0	29	8	6	1	1	9	53	5	0	.206
	Ft. Myers	1-1	2.97	22	0	0	0	6	30.1	24	12	10	2	2	11	44	1	0	.212
2013	Rochester	1-2	4.41	30	0	0	0	14	32.2	33	18	16	3	1	8	36	0	0	.256
	New Britain	1-2	2.22	22	0	0	0	7	24.1	21	10	6	0	3	8	30	2	0	.216
	MINNESOTA	0-0	0.79	9	0	0	0	0	11.1	9	6	1	0	0	3	10	1	0	.205
2014	Rochester	3-4	2.80	39	0	0	0	10	45.0	41	18	14	2	2	12	46	1	0	.246
	MINNESOTA	0-0	4.74	25	0	0	0	0	19.0	23	13	10	2	2	6	16	1	0	.307
Minor League Totals		20-23	3.23	223	25	0	0	46	403.2	389	190	145	21	34	106	412	28	0	.249
Major League Totals		0-0	3.26	34	0	0	0	0	30.1	32	19	11	2	2	9	26	2	0	.269

TONKIN'S CAREER FIELDING RECORD								
POSITION	PCT	G	PO	A	E	TC	DP	PB
Pitcher	1.000	34	1	6	0	7	1	—

TWINS ON TWITTER	
PLAYER	TWITTER HANDLE
A.J. Achter.....	@ajachter35
Oswaldo Arcia.....	@arciaoswaldo
James Beresford.....	@JamesBeresford2
Doug Bernier.....	@dougbernier
Jose Berrios.....	@J0laMaquina
Blaine Boyer.....	@btboyer81
Byron Buxton.....	@OfficialBuck103
Logan Darnell.....	@ldarnell15
Argenis Diaz.....	@argenis1520
Brian Dozier.....	@BrianDozier
Brian Duensing.....	@BrianDuensing52
Eduardo Escobar.....	@escobarmaracay
Eric Farris.....	@eRoc86
Casey Fien.....	@CaseyFien
Eric Fryer.....	@EJFryer
Mitch Garver.....	@MitchGarver
Kyle Gibson.....	@kgib44
J.R. Graham.....	@JRGraham013
Aaron Hicks.....	@AaronHicks31
Phil Hughes.....	@PJHughes45
Torii Hunter.....	@toriihunter48
Max Kepler.....	@kepleroni
PLAYER	TWITTER HANDLE
Trevor May.....	@Trevmay54
Alex Meyer.....	@Meyer17A
Tommy Milone.....	@TommyMilone_33
Ricky Nolasco.....	@RNolasco47
Eduardo Nunez.....	@EduardoNunez15
Lester Oliveros.....	@lesteroliveros
Glen Perkins.....	@glenperkins
Josmil Pinto.....	@JosmilPinto
Trevor Plouffe.....	@TPlouffe24
Jorge Polanco.....	@Jorge_Polanco1
Stephen Pryor.....	@smpryor19
Shane Robinson.....	@SUGASHANE43
Dan Rohlfing.....	@DanRohlfing
Miguel Sano.....	@SanoMiguel
Danny Santana.....	@DannySantana39
Ervin Santana.....	@ErvinSantana_54
Jordan Schafer.....	@JordanSchafer
Kurt Suzuki.....	@kurtsuzuki
Michael Tonkin.....	@mtonkin37
Stuart Turner.....	@sturn26
Kennys Vargas.....	@kennysvargas

List includes non-roster invites





# STUART TURNER

**HEIGHT/WEIGHT:** 6-2/230

**BATS/THROWS:** R/R

**BORN:** 12/27/91 in Eunice, LA

**OPENING DAY AGE:** 23

**RESIDES:** Nashville, TN

**ACQUIRED:** 3rd round, 2013 First-Year Player Draft

**M.L. SERVICE:** None

**CONTRACT STATUS:** Signed thru 2015

**NON-ROSTER INVITE**

**C 85**

**PERSONAL:** Randy Stuart Turner...graduate of Eunice (LA) High School, where he was named Louisville Slugger All-America in 2009...was three-time All-State and All-District selection in baseball from 2008-10...lettered three years in football and was All-District selection in 2009...attended Junior College at LSU-Eunice where he was named Easton Defensive Player of the Year, Rawlings Gold Glove winner and Academic All-America with a 4.0 GPA...transferred to University of Mississippi for the 2013 season, where he hit .374 (83-for-222) with 15 doubles, five home runs, 51 RBI and 44 runs scored in 62 games for the Rebels...named catcher on 2013 Louisville Slugger/CollegeBaseballInsider.com First-Team All-American list.

## 2014:

- Was an invitee to Twins spring training; reassigned to minor league camp March 9 and spent entire season with Single-A Ft. Myers.
- Recorded two four-hit games: May 27 at Clearwater and August 26 at Bradenton.
- Named Florida State League Player of the Week September 2 and Twins minor league Player of the Week for the same period, hitting .462 (6-for-13) with three doubles, one home run, five RBI, two walks and three runs scored in four games.
- Played 92 games at catcher and one as designated hitter.
- Named best defensive catcher in Twins system and 13th best prospect by *Baseball America* entering 2015.

**2013:** Started professional career with Rookie Elizabethton after being selected in the third round of the First-Year Player Draft...hit first professional home run August 11 at Burlington...hit .299 (20-for-67) with four doubles, three home runs and 12 RBI in 18 August games; hit safely in 14 of those 18 games...promoted to Double-A New Britain August 31, playing in one game for the Rock Cats as the designated hitter, going 2-for-4...named best defensive catcher and 30th best prospect in the Twins system by *Baseball America* entering 2014.

**PROFESSIONAL:** Selected by the Twins in the third round of the 2013 First-Year Player Draft; signed by scout Alan Sandberg.

## TURNER'S PLAYING RECORD

YEAR	CLUB	AVG	G	AB	R	H	2B	3B	HR	RBI	SH	SF	HB	BB	SO	SB	CS	E	OBP
2013	Elizabethton	.264	34	121	15	32	5	0	3	19	1	4	4	12	22	0	1	4	.340
	New Britain	.500	1	4	1	2	0	0	0	0	0	0	0	0	1	0	0	0	.500
2014	Ft. Myers	.249	93	325	49	81	16	2	7	40	1	2	5	31	61	7	0	3	.322
<b>Minor League Totals</b>		<b>.256</b>	<b>128</b>	<b>450</b>	<b>65</b>	<b>115</b>	<b>21</b>	<b>2</b>	<b>10</b>	<b>59</b>	<b>2</b>	<b>6</b>	<b>9</b>	<b>43</b>	<b>84</b>	<b>7</b>	<b>1</b>	<b>7</b>	<b>.329</b>

## PLAYER LIMITS

Major League rosters are limited to 25 active players from Opening Day through August 31, with the exception of any split or regular doubleheaders that aren't contained in the original schedule or created to reschedule games, in which case, teams can temporarily add a 26th player. Teams may expand their active rosters to as many as 40 players on September 1. During the course of the season, a team may place as many players as it wants on the 15-day disabled list, during which they must remain inactive for a minimum of 15 days (no maximum). Teams may also place as many players as they need to on the 60-day emergency disabled list, where they must remain for a minimum of 60 days, but only when the club is at the maximum of 40 players. Players carried on this list are not counted in 40-man roster limit. If placed or transferred there after 60 days prior to the final game of the season, the player must remain there through the postseason.





# KENNYS VARGAS

**HEIGHT/WEIGHT:** 6-5/289  
**BATS/THROWS:** S/R  
**BORN:** 8/1/90 in Canovanas, PR  
**OPENING DAY AGE:** 24  
**RESIDES:** Morovis, PR  
**ACQUIRED:** Signed as an undrafted free agent, 2/25/09  
**M.L. SERVICE:** 60 days  
**CONTRACT STATUS:** Signed thru 2015

**1B/DH 19**

2014		GAME HIGHS		CAREER	
Hits: 3, 4x, last 9/16 vs. DET	HR: 1, 9x, last 9/19 vs. CLE		Hits: 3, 4x, last 9/16/14 vs. DET	HR: 1, 9x, last 9/19/14 vs. CLE	
RBI: 5, 8/23 vs. DET	Grand Slam: --		RBI: 5, 8/23/14 vs. DET	Grand Slam: --	
Hit-Streak: 8, 8/29-9/5	SB: --		Hit-Streak: 8, 8/29-9/5/14	SB: --	

**PERSONAL:** Kennys Vargas (pronounced KEN-ee)...wife, Marta...daughter, Kamila (7/8/14)...attended Luis Hernaiz Verone (PR) High School in Calle Autonomia, Canovanas, Puerto Rico, the sixth player from that school to play professionally.

## 2014:

- Was optioned to Double-A New Britain from Twins spring training March 9.
- Named Twins minor league Player of the Week May 4 after hitting .476 (10-for-21) with two doubles, three home runs, seven RBI and five walks in seven games.
- Hit .358 (38-for-106) with seven doubles, five home runs and 24 RBI in 29 May games.
- Hit six home runs with 20 RBI in an 11-game span June 6-19.
- Named Eastern League Midseason All-Star.
- Participated in the SiriusXM Futures Game at Target Field July 13 for the World Team; batted fourth and played first base, going 1-for-4 with a double.
- Hit .281 (100-for-356) with 17 doubles, 17 home runs and 63 RBI in 97 games for the Rock Cats and was recalled July 31 when the Twins traded outfielder Sam Fuld to Oakland.
- Made major league debut August 1 at Chicago-AL, batting sixth and playing first base; recorded first career hit with two-RBI double off Chris Sale.
- Hit first career home run August 5 vs. San Diego, a three-run shot off Jesse Hahn.
- Recorded multiple-RBI five times in first 15 games (through August 17), making him the first player in club history to do so.
- Set season-high with five RBI August 23 vs. Detroit (Game 1).
- Through games of August 23, had 22 RBI in 21 games, the first rookie to have as many in such few games since Albert Pujols also had 22 in 2001.
- Hit .309 (38-for-123) with seven doubles, four home runs, 24 RBI, 17 runs scored, 11 multi-hit games, hitting safely in 24 of 29 games in August...the 24 RBI were tied with Trevor Plouffe for third most in the AL and tied for fifth most in baseball...38 hits were tied for third most in the AL...among rookies in baseball during August, he ranked first in RBI, tied for second in hits, tied for third in runs and, sixth in batting average...among Twins all-time rookies, the 24 RBI tied him with Gary Gaetti (July 1982) for second most all-time for any month (record held by Jimmie Hall, 27 in August of 1963).
- Recorded 38 hits in August, paired with Danny Santana's 41, totaling 79, the second most in Twins history for two rookies in one month, trailing only Bernie Allen (44) and Rich Rollins (40), who combined for 84 in August of 1962.
- Set season-high with eight-game hitting streak August 29-September 5, hitting .314 (11-for-35) with eight RBI during the streak.
- Through games of September 3, he had 43 hits and 31 RBI in just 32 major league games; according to Elias, prior to Vargas, the most recent players who registered at least 40 hits and 30-or-more RBI in so few games into their careers were Albert Pujols (40/30 in his 29th game) and Joe DiMaggio (52/32 in 28th game).
- Recorded 38 RBI from August 1 through end of season, tied for fourth most in baseball since that date through the end of the season and tied for seventh most in baseball.
- Led all rookies in baseball post-All-Star break in RBI (38), tied for sixth in hits (59), and tied for seventh in doubles (10).
- Recorded 5.66 RBI-per-at-bat ratio, the second highest in Twins history for a rookie (min. 150 at-bats), trailing Brian Buscher (4.64 in 2008).
- Given the Sherry Robertson Award for Twins minor league Player of the Year.

## MLB BATTING LEADERS

### RBI FOR ROOKIES POST-ASG IN 2014

1. Kennys Vargas, MIN.....	38
2. Jose Abreu, CWS.....	34
3. Nick Castellanos, DET.....	32
4. Rougned Odor, TEX.....	30
5. 3 Tied.....	24



**2013:** Spent season with Single-A Ft. Myers...hit .313 (30-for-96) with eight doubles, eight home runs, 30 RBI and 15 walks in 28 May games...hit .361 (30-for-83) with nine doubles and 18 RBI in 23 June games...named Florida State League midseason and postseason All-Star...recorded second career two-homer game and career-high six RBI July 27 vs. Clearwater...recorded 93 RBI, the most in the Florida State League and seventh most among all Single-A players...93 RBI marked the most for a Miracle player since Erik Lis had 97 in 2007...tied for second in the FSL in home runs (19)...hit .282 (42-for-149) with nine doubles and five home runs from the right side and .260 (80-for-308) with 24 doubles and 14 home runs from the left side...added to Twins 40-man roster November 20...ranked 20th best prospect in Twins system by *Baseball America* entering 2014.

**2012:** Spent season with Single-A Beloit...missed the Snappers first 29 games, serving part of a 50-game MLB drug suspension from August 11, 2011...hit two home runs in first game July 22 vs. Great Lakes...homered six times in first nine games July 22-31, including second professional grand slam July 28 at Peoria...reached base safely in final 22 games August 12-September 3, including a 12-game hitting streak August 12-24...named Twins minor league Player of the Week August 24, hitting .429 (12-for-28) with one double, one home run, five RBI and four runs scored in seven games...hit .296 (8-for-27) with no home runs and five RBI from the right side and .323 (41-for-127) with 11 home runs and 31 RBI from the left side.

**2011:** Spent entire season with Rookie Elizabethton...homered in first two games June 21 and 22 vs. Bluefield...hit safely in season-high 10 straight games July 1-14, hitting .432 (16-for-37) with 15 RBI and a .488 on-base percentage in that span...suspended for 50 games August 11 for violating MLB's drug policy...hit .349 (15-for-43) with three extra-base hits from the right side and .313 (41-for-131) with 14 extra-base hits from the left side.

**2010:** Spent entire season in Gulf Coast League...named GCL postseason All-Star...hit .383 (36-for-94) from the left side and .208 (10-for-48) from the right side...led team in batting average (.324), RBI (26), doubles (15) and slugging percentage (.507), second in games (39), and third in at-bats (142)...finished second in Gulf Coast League in doubles.

**2009:** Spent first professional season with GCL Twins...hit first professional grand slam and home run in second career game June 28 at GCL Rays...hit .333 (6-for-18) with no home runs from the right side and .242 (22-for-91) with one home run from the left side.

**PROFESSIONAL:** Signed by the Twins as an undrafted free agent, February 25, 2009; signed by scout Hector Otero.

#### VARGAS' PLAYING RECORD

YEAR	CLUB	AVG	G	AB	R	H	2B	3B	HR	RBI	SH	SF	HB	BB	SO	SB	CS	E	OBP
2009	GCL Twins	.257	35	109	12	28	7	0	3	18	0	1	3	17	34	2	0	3	.369
2010	GCL Twins	.324	39	142	24	46	15	1	3	26	0	2	3	13	40	1	0	3	.388
2011	Elizabethton	.322	44	174	27	56	11	0	6	33	0	1	1	15	50	0	0	4	.377
2012	Beloit	.318	41	154	22	49	10	1	11	36	0	3	1	28	41	0	0	3	.419
2013	Ft. Myers	.267	125	457	68	122	33	1	19	93	0	6	7	50	105	0	0	11	.344
2014	New Britain	.281	97	356	50	100	17	0	17	63	0	3	3	43	68	0	2	4	.360
	MINNESOTA	.274	53	215	26	59	10	1	9	38	0	4	3	12	63	0	0	3	.316
	Minor League Totals	.288	381	1392	203	401	93	3	59	269	0	16	18	166	338	3	2	28	.367
	Major League Totals	.274	53	215	26	59	10	1	9	38	0	4	3	12	63	0	0	3	.316

#### VARGAS' CAREER FIELDING RECORD

POSITION	PCT	G	PO	A	E	TC	DP	PB
First Base	.970	13	88	9	3	100	3	—

#### TWINS ALL-TIME COME-FROM-BEHIND VICTORIES

DEFICIT/RUNS	DATE	OPPONENT	SCORE	FINAL SCORE
7	5-10-00	Cleveland	1-8	10-9
6	5-9-64	Kansas City	1-7	10-8
6	8-5-77	Cleveland	1-7	14-10
6	6-26-79	Milwaukee	0-6	8-7
6	8-2-82	at California	0-6	9-7
6	9-11-87	at Cleveland	1-7	13-10
6	4-28-95	Baltimore	0-6	12-9
6	5-27-97	Seattle	0-6	11-10
6	9-23-98	Chicago-AL	0-6	7-6
6	4-17-99	at Cleveland	1-7	13-8
6	8-6-99	at Kansas City	1-7	9-8
6	4-5-00	Tampa Bay	1-7	10-7
6	5-2-02	Tampa Bay	0-6	7-6
6	7-15-02	Anaheim	1-7	10-8
6	5-4-08	Detroit	0-6	7-6





# JASON WHEELER

**HEIGHT/WEIGHT:** 6-6/255

**BATS/THROWS:** L/L

**BORN:** 10/27/90 in Torrance, CA

**OPENING DAY AGE:** 24

**RESIDES:** Torrance, CA

**ACQUIRED:** 8th round, 2011 First-Year Player Draft

**M.L. SERVICE:** None

**CONTRACT STATUS:** Signed thru 2015

LHP **74**

**PERSONAL:** Jason MacDonald Wheeler...2008 graduate of Torrance (CA) High School, playing baseball and basketball...named All-Area, All-League and All-CIF as senior in baseball...named Torrance High School Athlete of the Year as senior...named Most Outstanding Player in the Pioneer League as senior in basketball...attended Loyola Marymount University from 2009-11, going 7-8, 5.05 ERA (148.0 IP, 83 ER) with 52 walks and 96 strikeouts in 43 games (17 starts)...older brother Ryan, who was a teammate at LMU in 2009, played 2014 in Colorado and Los Angeles-AL's organizations.

## 2014:

- Started season at Single-A Ft. Myers.
- Pitched first professional complete game shutout April 28 vs. Bradenton, allowing two hits with no walks and three strikeouts, earning the win.
- Tied minor league career-high with 10 strikeouts June 16 vs. Bradenton (6.0 IP).
- Promoted to Double-A New Britain June 19.
- Earned win in first Double-A start June 21 vs. Reading, allowing two runs on seven hits in 6.1 innings pitched with one walk and seven strikeouts.
- Pitched 6.0-plus innings in 10 of 12 starts for Rock Cats.
- Promoted to Triple-A Rochester July 25, made one start that same day vs. Indianapolis, allowing two runs in five hits on 5.0 innings pitched and did not factor into the decision; transferred back to New Britain July 29.
- Went 3-1, 1.44 ERA (31.1 IP, 5 ER) with five walks and 30 strikeouts in five August starts for Rock Cats.
- Combined to go 11-9, 2.67 ERA (158.1 IP, 47 ER) with 37 walks and 115 strikeouts in 26 starts between all three levels combined.
- Led Twins minor leaguers in innings pitched (158.1) and was fourth in entire organization behind Phil Hughes (209.2), Kyle Gibson (179.1) and Ricky Nolasco (168.1).
- Added to Twins 40-man roster November 20.

**2013:** Spent entire season with Single-A Ft. Myers and began season with five-game winning streak April 5-May 18...went 3-0, 2.68 ERA (37.0 IP, 11 ER) in six May starts...had second career 10-strikeout game August 12 at Jupiter (7.0 IP)...led the Miracle in starts (27), innings pitched (143.1) and strikeouts (91)...tied for first in Florida State League in starts and fourth in innings pitched.

**2012:** Spent entire first professional season with Single-A Beloit...earned first win April 20 at South Bend, allowing two runs (1 earned) on four hits in 6.0 innings pitched...named Midwest League Player of the Week April 7, after going 2-0, 0.00 ERA (12.0 IP) with two walks and 11 strikeouts in two starts...went 7-1, 3.23 ERA (64.0 IP, 23 ER) in first 11 starts...named Twins minor league Player of the Week June 1, going 2-0, 1.08 ERA (13.0 IP, 7 ER) with 10 strikeouts in two starts...named Midwest League midseason All-Star...went 4-0, 2.03 ERA (31.0 IP, 7 ER) in five July starts...recorded first professional double-digit strikeout game, fanning 10 in 8.0 innings pitched, August 4 vs. Wisconsin...named left-handed pitcher on Twins MLB.com organizational All-Star team.

**AMATEUR CAREER:** Named the Northwoods League Pitcher of the Year for St. Cloud in 2010...went 8-1 for the River Bats with a league-leading 1.35 ERA; had a league-high 74 strikeouts and struck out 10 or more batters twice that summer...named Northwoods League Pitcher of the Year.

**PROFESSIONAL:** Selected by the Twins in the eighth round of the 2011 First-Year Player Draft; signed by scout Mike Eaglin.

## WHEELER'S PITCHING RECORD

YEAR	CLUB	W-L	ERA	G	GS	CG	SH	SV	IP	H	R	ER	HR	HB	BB	SO	WP	BK	BAA
2012	Beloit	14-6	3.45	27	27	0	0	0	156.2	170	75	60	12	6	43	115	6	0	.281
2013	Ft. Myers	9-4	3.70	26	26	0	0	0	143.1	156	72	59	16	10	58	91	5	0	.284
2014	Ft. Myers	6-5	2.51	13	13	1	1	0	79.0	77	31	22	2	1	19	57	2	0	.253
	New Britain	5-4	2.78	12	12	1	0	0	74.1	69	23	23	9	4	16	55	1	1	.242
	Rochester	0-0	3.60	1	1	0	0	0	5.0	5	2	2	0	0	2	3	0	0	.263
<b>Minor League Totals</b>		<b>34-19</b>	<b>3.26</b>	<b>79</b>	<b>79</b>	<b>2</b>	<b>1</b>	<b>0</b>	<b>458.1</b>	<b>477</b>	<b>203</b>	<b>166</b>	<b>39</b>	<b>21</b>	<b>138</b>	<b>321</b>	<b>14</b>	<b>1</b>	<b>.270</b>





**YEAR IN REVIEW**



# TWINS FINAL STATISTICS — 2014

## BATTING: [7TH IN A.L.]

PLAYER	AVG	G	AB	R	H	2B	3B	HR	RBI	SH	SF	HB	BB	SO	SB	CS	E	OBP
Arcia, O	.231	103	372	46	86	16	3	20	57	0	1	6	31	127	1	2	5	.300
Bernier, D	.286	7	7	2	2	0	0	0	0	0	0	1	1	2	0	0	0	.444
Dozier, B	.242	156	598	112	145	33	1	23	71	3	8	9	89	129	21	7	15	.345
Escobar, E	.275	133	433	52	119	35	2	6	37	4	2	2	24	93	1	1	9	.315
Fryer, E	.213	28	75	11	16	4	0	1	5	0	0	1	5	15	1	0	1	.272
Gibson, K	.250	31	4	0	1	0	0	0	0	0	0	0	0	2	0	0	0	.250
Herrmann, C	.213	33	75	8	16	3	0	0	4	0	0	0	4	17	1	0	1	.253
Hicks, A	.215	69	186	22	40	8	0	1	18	2	1	0	36	56	4	3	2	.341
Hughes, P	.000	32	6	0	0	0	0	0	0	0	0	0	0	4	0	0	1	.000
Mauer, J	.277	120	455	60	126	27	2	4	55	0	2	1	60	96	3	0	3	.361
Milone, T	.000	23	4	0	0	0	0	0	0	0	0	0	0	1	0	0	1	.000
Nolasco, R	.000	27	2	0	0	0	0	0	0	0	0	0	0	2	0	0	0	.000
Nunez, E	.250	72	204	26	51	7	4	4	24	3	0	1	5	31	9	3	7	.271
Parmelee, C	.256	87	250	27	64	11	0	7	28	0	1	2	17	64	0	3	2	.307
Pinto, J	.219	57	169	25	37	8	0	7	18	0	3	1	24	50	0	1	5	.315
Plouffe, T	.258	136	520	69	134	40	2	14	80	0	5	4	53	109	2	1	14	.328
Santana, D	.319	101	405	70	129	27	7	7	40	2	1	3	19	98	20	4	6	.353
Schafer, J	.285	41	130	17	37	5	1	1	13	5	0	0	12	28	15	5	2	.345
Suzuki, K	.288	131	452	37	130	34	0	3	61	1	7	9	34	46	0	1	4	.345
Vargas, K	.274	53	215	26	59	10	1	9	38	0	4	3	12	63	0	0	3	.316
MINNESOTA	.254	162	5567	715	1412	316	27	128	675	25	44	53	544	1329	99	36	97	.324
OPPONENTS	.280	162	5665	777	1588	319	38	147	749	30	63	45	408	1031	100	22	96	.330
DH	.261	162	589	78	154	28	2	24	101	0	5	8	52	162	4	0	0	.327

## PITCHING: [T-13TH IN A.L.]

PITCHER	W	L	ERA	G	GS	CG	SH	SV	IP	H	R	ER	HR	HB	BB	SO	WP	BK	AVG
Achter, A	1	0	3.27	7	0	0	0	0	11.0	14	7	4	2	0	3	5	0	0	.304
Burton, J	3	5	4.36	68	0	0	0	3	64.0	58	34	31	6	3	25	46	1	0	.241
Darnell, L	0	2	7.13	7	4	0	0	0	24.0	31	20	19	5	1	8	22	0	0	.307
Duensing, B	3	3	3.31	62	0	0	0	0	54.1	52	20	20	6	1	20	33	2	0	.254
Fien, C	5	6	3.98	73	0	0	0	1	63.1	64	29	28	7	0	10	51	2	0	.262
Gibson, K	13	12	4.47	31	31	0	0	0	179.1	178	91	89	12	2	57	107	11	0	.258
Hughes, P	16	10	3.52	32	32	1	0	0	209.2	221	88	82	16	5	16	186	1	0	.268
May, T	3	6	7.88	10	9	0	0	0	45.2	59	41	40	7	2	22	44	3	0	.314
Milone, T	6	4	4.19	22	21	0	0	0	118.0	128	63	55	16	5	37	75	0	0	.270
Nolasco, R	6	12	5.38	27	27	1	0	0	159.0	203	96	95	22	5	38	115	5	0	.316
Oliveros, L	0	1	7.11	7	0	0	0	0	6.1	6	5	5	2	0	3	5	2	0	.261
Pelfrey, M	0	3	7.99	5	5	0	0	0	23.2	29	23	21	5	2	18	10	1	0	.305
Perkins, G	4	3	3.65	63	0	0	0	34	61.2	62	29	25	7	2	11	66	3	0	.258
Pressly, R	2	0	2.86	25	0	0	0	0	28.1	30	10	9	3	1	8	14	1	0	.278
Swarzak, A	3	2	4.60	50	4	0	0	0	86.0	100	48	44	5	0	28	47	0	2	.288
Thielbar, C	2	1	3.40	54	0	0	0	0	47.2	51	19	18	3	1	16	35	0	0	.280
Thompson, A	0	0	2.45	7	0	0	0	0	7.1	8	2	2	0	0	2	6	0	0	.286
Tonkin, M	0	0	4.74	25	0	0	0	0	19.0	23	13	10	2	2	6	16	1	0	.307
MINNESOTA	70	92	4.57	162	162	2	7	38	1435.0	1588	777	728	147	45	408	1031	50	6	.280
OPPONENTS	92	70	4.05	162	162	2	12	46	1447.1	1412	715	652	128	53	544	1329	68	5	.254

## DID YOU *Know?*

...that the Twins longest 9.0-inning game ever played in terms of time was 4 hours and 10 minutes on August 24, 2014 as the Twins lost to Detroit 13-4.



# TWINS FINAL STATISTICS — 2014

## FIELDING: (8TH IN A.L.)

PLAYER	POS	PCT	G	GS	PO	A	E	TC	DP	TP	PB
Achter, A	P	1.000	7	0	0	1	0	1	0	0	
Arcia, O	OF	.975	100	97	191	8	5	204	0	0	
Bartlett, J	OF	0.000	2	0	0	0	0	0	0	0	
Bernier, D	SS	1.000	3	1	1	4	0	5	0	0	
	2B	1.000	2	1	2	3	0	5	1	0	
Burton, J	P	1.000	68	0	4	6	0	10	0	0	
Colabello, C	OF	.960	19	17	22	2	1	25	1	0	
	1B	.989	23	22	162	18	2	182	18	0	
Correia, K	P	.852	23	23	8	15	4	27	1	0	
Darnell, L	P	.750	7	4	1	2	1	4	0	0	
Deduno, S	P	.889	30	8	12	12	3	27	2	0	
Dozier, B	2B	.980	156	155	261	475	15	751	98	0	
Duensing, B	P	1.000	62	0	1	8	0	9	1	0	
Escobar, E	OF	1.000	3	2	5	2	0	7	0	0	
	SS	.986	98	86	130	224	5	359	49	0	
	3B	.944	25	23	13	38	3	54	7	0	
	2B	.966	9	6	12	16	1	29	5	0	
Fien, C	P	1.000	73	0	6	9	0	15	1	0	
Florimon, P	SS	.982	31	26	28	84	2	114	18	0	
Fryer, E	C	.994	24	22	152	6	1	159	1	0	1
Fuld, S	OF	.987	53	49	153	3	2	158	1	0	
Gibson, K	P	1.000	31	31	30	27	0	57	3	0	
Guerrier, M	P	1.000	27	0	3	3	0	6	0	0	
Herrmann, C	C	1.000	1	0	1	0	0	1	0	0	0
	OF	.970	24	15	32	0	1	33	0	0	
Hicks, A	OF	.989	65	59	173	4	2	179	2	0	
Hughes, P	P	.947	32	32	10	8	1	19	2	0	
Johnson, K	P	1.000	3	3	0	4	0	4	0	0	
Kubel, J	OF	1.000	40	39	76	0	0	76	0	0	
Mastroianni, D	OF	1.000	19	8	22	2	0	24	0	0	
	OF	1.000	7	2	5	1	0	6	0	0	
Mauer, J	1B	.997	100	99	830	82	3	915	85	0	
May, T	P	1.000	10	9	1	1	0	2	0	0	
Milone, T	P	.889	6	5	2	6	1	9	0	0	
Morales, K	1B	1.000	13	12	102	5	0	107	8	0	
Nolasco, R	P	1.000	27	27	8	13	0	21	0	0	
Nunez, E	OF	.938	18	11	28	2	2	32	1	0	
	SS	.970	20	17	19	46	2	67	7	0	
	3B	.909	20	12	15	15	3	33	0	0	
	2B	1.000	2	0	1	0	0	1	0	0	
Oliveros, L	P	.000	7	0	0	0	0	0	0	0	
Parmelee, C	OF	.991	54	43	102	4	1	107	3	0	
	1B	.995	33	16	167	18	1	186	15	0	
Pelfrey, M	P	1.000	5	5	0	3	0	3	0	0	
Perkins, G	P	1.000	63	0	2	8	0	10	0	0	
Pino, Y	P	1.000	11	11	6	6	0	12	0	0	
Pinto, J	C	.973	25	25	173	8	5	186	0	0	4
Plouffe, T	3B	.960	127	127	109	226	14	349	25	0	
Polanco, J	SS	1.000	4	1	3	6	0	9	3	0	
Pressly, R	P	1.000	25	0	1	5	0	6	0	0	
Santana, D	OF	.977	69	62	167	5	4	176	0	0	
	SS	.983	34	31	52	66	2	120	15	0	
Schafer, J	OF	.977	41	38	83	2	2	87	0	0	
Suzuki, K	C	.995	119	115	737	39	4	780	1	0	3
Swarzak, A	P	1.000	50	4	8	7	0	15	0	0	
Thielbar, C	P	.900	54	0	2	7	1	10	0	0	
Thompson, A	P	1.000	7	0	1	0	0	1	0	0	
Jonkin, M	P	1.000	25	0	1	4	0	5	0	0	
Vargas, K	1B	.970	13	13	88	9	3	100	3	0	
Willingham, J	OF	1.000	53	52	103	3	0	106	2	0	
<b>TOTALS</b>		<b>.984</b>	<b>162</b>	<b>162</b>	<b>4305</b>	<b>1579</b>	<b>97</b>	<b>5981</b>	<b>136</b>	<b>0</b>	<b>8</b>



# TWINS FINAL CLUB STATISTICS — 2014

AMERICAN LEAGUE	HOME		ROAD		TOTALS	
	W	L	W	L	W	L
VS. BOSTON	2	1	0	3	2	4
VS. NEW YORK	1	3	2	1	3	4
VS. TAMPA BAY	0	3	2	1	2	4
VS. TORONTO	2	1	2	1	4	2
<b>TOTALS VS. EAST</b>	<b>7</b>	<b>9</b>	<b>7</b>	<b>9</b>	<b>14</b>	<b>18</b>
VS. CHICAGO	6	4	4	5	10	9
VS. CLEVELAND	4	5	4	6	8	11
VS. DETROIT	5	4	5	5	10	9
VS. KANSAS CITY	5	5	3	6	8	11
<b>TOTALS VS. CENTRAL</b>	<b>20</b>	<b>18</b>	<b>16</b>	<b>22</b>	<b>36</b>	<b>40</b>
VS. HOUSTON	1	2	2	1	3	3
VS. LOS ANGELES	0	4	0	3	0	7
VS. OAKLAND	0	3	1	3	1	6
VS. SEATTLE	2	1	3	1	5	2
VS. TEXAS	1	3	1	2	2	5
<b>TOTALS VS. WEST</b>	<b>4</b>	<b>13</b>	<b>7</b>	<b>10</b>	<b>11</b>	<b>23</b>
<b>TOTALS VS. A.L.</b>	<b>31</b>	<b>40</b>	<b>30</b>	<b>41</b>	<b>61</b>	<b>81</b>

NATIONAL LEAGUE	W	L	W	L	W	L
VS. ARIZONA	2	1	0	0	2	1
VS. COLORADO	0	0	2	1	2	1
VS. LOS ANGELES	0	3	0	0	0	3
VS. MILWAUKEE	1	1	1	1	2	2
VS. SAN DIEGO	1	1	2	0	3	1
VS. SAN FRANCISCO	0	0	0	3	0	3
<b>TOTALS VS. N.L.</b>	<b>4</b>	<b>6</b>	<b>5</b>	<b>5</b>	<b>9</b>	<b>11</b>
<b>OVERALL TOTALS</b>	<b>35</b>	<b>46</b>	<b>35</b>	<b>46</b>	<b>70</b>	<b>92</b>

DOUBLEHEADERS (HOME)	WON 1	LOST 1	SPLIT 1
DOUBLEHEADERS (ROAD)	WON 0	LOST 2	SPLIT 0

	HOME		ROAD		TOTALS	
	W	L	W	L	W	L
SHUTOUTS	2	5	5	7	7	12
SHO - INDIVIDUAL	0	0	0	1	0	1
EXTRA INNINGS	3	5	3	2	6	7
ONE-RUN DECISIONS	14	9	7	15	21	24
TWO-RUN DECISIONS	6	7	13	8	19	15
VS. LH STARTERS	12	15	12	17	24	32
VS. RH STARTERS	23	31	23	29	46	60
GRASS FIELDS	35	46	31	44	66	90
ARTIFICIAL FIELDS	0	0	4	2	4	2
DAY GAMES	16	17	16	19	32	36
NIGHT GAMES	19	29	19	27	38	56

## ATTENDANCE

HOME	2,250,606 (81 DATES)	27,785 AVG
ROAD	2,128,518 (79 DATES)	26,943 AVG

	MIN	OPP		WON	LOST
DOUBLE PLAYS	136	114	STARTERS	48	70
TRIPLE PLAYS	0	0	RELIEVERS	22	22
LEFT ON BASE	1176	1130	STREAKS	4	5
GRAND SLAM HR	1	5			
HOME RUNS - HOME	67	72			
HOME RUNS - ROAD	61	75			



# TWINS VS. LEFT-HANDERS — 2014

BATTER	AVG	G	AB	R	H	2B	3B	HR	RBI	SH	SF	HP	BB	SO	SB	CS	OBP
Arcia, O	.198	67	131	14	26	4	1	3	15	0	0	1	10	46	0	0	.261
Bernier, D	.333	3	3	1	1	0	0	0	0	0	0	0	0	0	0	0	.333
Colabello, C	.211	35	71	5	15	4	0	1	14	0	0	0	6	24	0	0	.273
Dozier, B	.264	87	182	34	48	13	0	8	24	2	2	2	19	41	5	1	.337
Escobar, E	.328	63	131	19	43	13	0	4	15	0	0	1	5	24	0	0	.358
Florimon, P	.111	17	27	0	3	0	0	0	0	1	0	0	3	6	2	0	.200
Fryer, E	.206	13	34	5	7	2	0	0	4	0	0	0	1	5	1	0	.229
Fuld, S	.326	23	43	5	14	5	0	0	8	0	1	0	7	4	3	1	.412
Herrmann, C	.250	8	16	1	4	0	0	0	1	0	0	0	1	2	1	0	.294
Hicks, A	.279	42	68	7	19	7	0	0	7	0	0	0	15	22	2	2	.410
Kubel, J	.194	23	36	1	7	1	1	1	5	0	0	1	5	12	0	0	.310
Mastroianni, D	.000	4	4	2	0	0	0	0	0	0	0	0	0	1	0	0	.000
Mauer, J	.268	84	164	18	44	3	0	1	21	0	1	1	20	36	1	0	.349
Morales, K	.250	25	52	4	13	4	0	1	8	0	2	0	0	7	0	0	.241
Nunez, E	.232	47	99	9	23	5	2	1	8	0	0	0	0	15	2	1	.232
Parmelee, C	.325	38	77	10	25	4	0	3	10	0	0	0	5	24	0	0	.366
Pinto, J	.186	34	59	8	11	3	0	2	5	0	0	0	12	22	0	0	.324
Plouffe, T	.278	72	151	21	42	15	1	2	15	0	1	1	17	24	1	1	.353
Polanco, J	.000	1	0	0	0	0	0	0	0	0	0	0	1	0	0	0	1.000
Santana, D	.301	53	123	24	37	8	2	2	11	1	0	0	7	42	8	0	.398
Schafer, J	.171	20	35	5	6	0	0	0	4	1	0	0	2	9	1	0	.216
Suzuki, K	.331	62	130	10	43	11	0	1	20	0	1	2	7	17	0	0	.371
Vargas, K	.228	39	92	7	21	5	0	1	14	0	1	1	7	28	0	0	.287
Willingham, J	.243	38	70	15	17	1	0	4	8	0	1	0	13	15	1	0	.357
PITCHERS	.111	9	0	1	1	0	0	1	0	0	0	0	0	5	0	0	.111
TOTALS	.260	162	1807	225	470	109	7	34	218	5	10	10	163	431	28	6	.323

PITCHER	AVG	AB	H	HR	HB	BB	SO
Achter, A	.389	18	7	0	0	2	1
Burton, J	.227	97	22	2	0	12	16
Correia, K	.296	274	81	5	0	27	28
Darnell, L	.348	23	8	0	0	2	4
Deduno, S	.271	177	48	4	4	28	34
Duensing, B	.242	95	23	0	1	5	16
Fien, C	.255	110	28	3	0	7	19
Gibson, K	.268	365	98	3	1	35	36
Guerrier, M	.288	52	15	0	0	7	7
Hughes, P	.249	429	107	7	1	11	101
Johnson, K	.250	20	5	0	0	1	5
May, T	.298	84	25	3	0	13	21
Milone, T	.238	21	5	0	1	3	1
Nolasco, R	.334	320	107	11	2	27	47
Oliveros, L	.000	7	0	0	0	1	2
Pelfrey, M	.196	56	11	2	0	10	7
Perkins, G	.284	67	19	2	1	3	18
Pino, Y	.284	134	38	3	1	10	25
Pressly, R	.308	39	12	1	1	5	7
Swarzak, A	.282	163	46	1	0	16	20
Thielbar, C	.289	97	28	2	0	7	24
Thompson, A	.294	17	5	0	0	0	4
Tonkin, M	.333	27	9	2	0	1	3
TOTALS	.277	2692	747	51	13	233	446

## EXTRA INNING GAMES [6-7] — 2014

DATE	OPPONENT	W/L	INN	RECORD AFTER	WINNING PITCHER	LOSING PITCHER	SAVE
April 2	at Chicago-AL	L	11	0-2	Belisario	Deduno	--
April 9	Oakland	L	11	3-5	Otero	Burton	--
April 23	at Tampa Bay	W	12	10-10	Fien	Lueke	Perkins
May 1 (2)	Los Angeles-NL	L	12	12-14	Wright	Duensing	Jansen
May 5	at Cleveland	W	10	15-15	Thielbar	Axford	Perkins
May 15	Boston	W	10	19-20	Duensing	Miller	None
June 18	at Boston	L	10	32-38	Uehara	Fien	--
July 5	New York-AL	W	11	39-47	Duensing	Thornton	--
August 6	San Diego	L	10	51-61	Quackenbush	Swarzak	Benoit
August 28	at Kansas City	W	10	59-74	Swarzak	Chen	--
September 2	Chicago-AL	L	10	60-78	Webb	Oliveros	Petricka
September 5	Los Angeles-AL	L	10	61-80	Street	Burton	Jepsen
September 19	Cleveland	W	10	66-87	Burton	Crockett	--



# TWINS VS. RIGHT-HANDERS — 2014

BATTER	AVG	G	AB	R	H	2B	3B	HR	RBI	SH	SF	HP	BB	SO	SB	CS	OBP
Arcia, O	.249	91	241	32	60	12	2	17	42	0	1	5	21	81	1	2	.321
Bartlett, J	.000	3	3	3	0	0	0	0	0	0	0	1	0	3	0	0	.250
Bernier, D	.250	5	4	1	1	0	0	0	0	0	0	1	1	2	0	0	.500
Colabello, C	.239	45	134	12	32	9	0	5	25	0	0	1	8	42	0	2	.287
Dozier, B	.233	149	416	78	97	20	1	15	47	1	6	7	70	88	16	6	.349
Escobar, E	.252	118	302	33	76	22	2	22	4	2	1	19	69	1	1	296	
Florimon	.082	28	49	7	4	1	1	0	1	1	0	0	5	16	4	0	.167
Fryer, E	.220	22	41	6	9	2	0	1	1	0	0	1	4	10	0	0	.304
Fuld, S	.256	50	121	10	31	5	0	1	9	3	1	0	19	25	9	2	.355
Herrmann, C	.203	30	59	7	12	3	0	0	3	0	0	0	3	15	0	0	.242
Hicks, A	.178	58	118	15	21	1	0	1	11	2	1	0	21	34	2	1	.300
Kubel, J	.233	40	120	11	28	5	0	1	8	0	0	0	14	47	1	0	.313
Mastroianni, D	.000	6	7	1	0	0	0	0	0	0	0	0	1	4	1	0	.125
Mauer, J	.282	109	291	42	82	24	2	3	34	0	1	0	40	60	2	0	.367
Morales, K	.225	38	102	8	23	7	0	0	10	0	0	0	6	20	0	0	.269
Nunez, E	.267	55	105	17	28	2	2	3	16	3	0	1	5	16	7	2	.306
Parmelee, C	.225	79	173	17	39	7	0	4	18	0	1	2	12	40	0	3	.282
Pinto, J	.236	47	110	17	26	5	0	5	13	0	3	1	12	28	0	1	.310
Plouffe, J	.249	128	369	48	92	25	1	12	65	0	4	3	36	85	1	0	.318
Polanco, J	.333	5	6	2	2	1	1	0	3	0	0	0	1	2	0	0	.429
Santana, D	.326	96	282	46	92	19	5	5	29	1	1	3	12	56	12	4	.359
Schafer, J	.326	40	95	12	31	5	1	1	9	4	0	0	10	19	14	5	.390
Suzuki, K	.270	125	322	27	87	23	0	2	41	1	6	7	27	29	0	1	.334
Vargas, K	.309	47	123	19	38	5	1	8	24	0	3	2	5	35	0	0	.338
Willingham, J	.195	66	154	19	30	4	1	8	26	0	4	7	29	63	0	0	.340
PITCHERS	.077	-	13	0	1	0	0	0	0	0	0	0	0	9	0	0	.077
TOTALS	.251	162	3760	490	942	207	20	94	457	20	34	43	381	898	71	30	.324

PITCHER	AVG	AB	H	HR	HB	BB	SO
Achter, A	.250	28	7	2	0	1	4
Burton, J	.250	144	36	4	3	13	30
Correia, K	.298	255	76	8	5	5	33
Darnell, L	.295	78	23	5	1	6	18
Deduno, S	.251	175	44	5	6	13	40
Duensing, B	.264	110	29	6	0	15	17
Fien, C	.269	134	36	4	0	3	32
Gibson, K	.245	326	80	9	1	22	71
Guerrier, M	.259	58	15	1	1	3	5
Hughes, P	.289	395	114	9	4	5	85
Johnson, K	.353	34	12	2	0	8	7
May, T	.327	104	34	4	2	9	23
Milone, T	.395	81	32	4	0	8	13
Nolasco, R	.297	323	96	11	3	11	68
Oliveros, L	.375	16	6	2	0	2	3
Pelfrey, M	.462	39	18	3	2	8	3
Perkins, G	.249	173	43	5	1	8	48
Pino, Y	.272	103	28	5	0	4	25
Pressly, R	.261	69	18	2	0	3	7
Swarzak, A	.293	184	54	4	0	12	27
Thielbar, C	.271	85	23	1	1	9	11
Thompson, A	.273	11	3	0	0	2	2
Tonkin, M	.292	48	14	0	2	5	13
TOTALS	.283	2973	841	96	32	175	585

## DID YOU *Know?*

...that only once in their 54 seasons have the Twins won three games in a row by the same score. They beat Boston on September 3, 1987, 2-1, and followed with 2-1 victories over Milwaukee the next two days, all three of which took place in the Metrodome. The Twins have twice lost three games in a row by the same score. They were 2-1 games, July 21-23, 1967, at California, and 4-3 decisions, May 2-4, 1988, the first two coming at Milwaukee and the third at Baltimore.



# TWINS DAY-BY-DAY — 2014

Date	Opp.	Score	W/L	Rcd.	Pos.	GA/ GB	Daily Attendance	Total Hm Att.	Date	Winner/Loser/Save
MARCH/APRIL (12-12)			Batting: .251 (211-for-832)			Pitching: 12-12-6, 5.04 (217.2 IP, 122 ER)				
31-----	at CWS	3-5	L	0-1	4	-1.0	37,422			Sale/Nolasco/Lindstrom
1-----	OFF DAY					5	-1.0			
2-----	at CWS^	6-7	L	0-2	4	-2.0	10,625			Belisario/Deduno
3-----	at CWS	10-9	W	1-2	4	-1.5	11,056			Thielbar/Lindstrom/Perkins
4-----	at CLE	2-7	L	1-3	5	-2.5	41,274			Outman/Pelfrey
5-----	at CLE	7-3	W	2-3	T4	-2.5	14,153			Gibson/Carrasco
6-----	at CLE	10-7	W	3-3	2	-1.5	13,104			Swarzak/Wood/Perkins
7-----	OAK	3-8	L	3-4	T4	-2.0	35,837	35,837	1	Kazmir/Correia
8-----	OFF DAY					T4				
9-----	OAK^	4-7	L	3-5	5	-2.5	22,973	58,810	2	Otero/Burton
10-----	OAK	1-6	L	3-6	5	-3.0	20,650	79,460	3	Straily/Pelfrey
11-----	KC	10-1	W	4-6	5	-2.0	24,338	103,920	4	Gibson/Chen
12-----	KC	7-1	W	5-6	4	-2.0	23,963	127,761	5	Nolasco/Shields
13-----	KC	4-3	W	6-6	3	-1.0	20,878	148,639	6	Fien/Crow/Perkins
14-----	OFF DAY					3	-1.0			
15-----	TOR	3-9	L	6-7	3	-1.5	21,818	170,457	7	Loup/Hughes
16-----	TOR				T4	-1.0	--	Postponed, Rain/Snow - Scheduled makeup as split DH 4/17 --		
17-----	TOR	7-0	W	7-7	2	-0.5	20,507	190,964	8	Gibson/Dickey
-----	TOR#	9-5	W	8-7	2	-0.5	20,698	211,662	9	Fien/Santos
18-----	at KC	0-5	L	8-8	3	-0.5	21,192			Vargas/Nolasco
19-----	at KC	4-5	L	8-9	3	-1.5	24,291			Chen/Correia/Holland
20-----	at KC	8-3	W	9-9	3	-1.5	17,710			Hughes/Ventura
21-----	OFF DAY					T2	-1.0			
22-----	at TB	3-7	L	9-10	T3	-2.0	11,785			Price/Gibson
23-----	at TB^	6-4	W	10-10	T2	-1.0	11,993			Fien/Lueke/Perkins
24-----	at TB	9-7	W	11-10	2	-1.0	13,177			Nolasco/Bedard/Perkins
25-----	DET	6-10	L	11-11	T2	-2.0	27,558	239,220	10	Porcello/Correia
26-----	DET	5-3	W	12-11	2	-1.0	28,122	267,342	11	Hughes/Ortega/Perkins
27-----	DET				2	-1.0	--	Postponed, Inclement Weather - Scheduled makeup 8/23 --		
28-----	OFF DAY					T2	-1.0			
29-----	LAD					T2	-1.5	--	Postponed, Inclement Weather - Scheduled makeup as split DH 5/1 --	
30-----	LAD	4-6	L	12-12	3	-2.5	24,588	291,930	12	Greinke/Gibson/Jansen
MAY (13-16)			Batting: .230 (226-for-984)			Pitching: 13-16-8, 3.97 (258.2 IP, 114 ER)				
1-----	LAD	4-9	L	12-13	4	-3.5	23,306	315,236	13	Haren/Pelfrey/Perez
-----	LAD##^	3-4	L	12-14	4	-3.5	24,053	339,289	14	Wright/Duensing/Jansen
2-----	BAL	0-3	L	12-15	4	-4.5	24,165	363,454	15	Jimenez/Nolasco/Hunter
3-----	BAL	6-1	W	13-15	3	-4.5	25,318	388,772	16	Correia/Chen
4-----	BAL	5-2	W	14-15	2	-4.5	25,559	414,331	17	Hughes/Gonzalez/Perkins
5-----	at CLE^	1-0	W	15-15	2	-4.5	9,037			Thielbar/Axford/Perkins
6-----	at CLE	4-2	L	15-16	3	-5.5	9,621			Tomlin/Deduno/Shaw
7-----	at CLE	3-4	L	15-17	4	-6.5	10,742			Axford/Fien
8-----	at CLE	4-9	L	15-18	T4	-6.5	13,095			Masterson/Correia
9-----	at DET	2-1	W	16-18	T4	-5.5	35,814			Hughes/Verlander/Perkins
10-----	at DET	3-9	L	16-19	T4	-6.5	42,312			Scherzer/Gibson
11-----	at DET	4-3	W	17-19	T4	-5.5	40,468			Burton/Chamberlain/Perkins
12-----	OFF DAY					T3	-6.0			
13-----	BOS	8-6	W	18-19	3	-6.0	23,949	438,280	18	Perkins/Miller
14-----	BOS	4-9	L	18-20	5	-7.0	26,802	465,082	19	Doubront/Correia
15-----	BOS^	4-3	W	19-20	3	-6.5	29,628	494,710	20	Duensing/Miller
16-----	SEA	5-4	W	20-20	2	-6.5	27,275	521,985	21	Gibson/Young/Perkins
17-----	SEA	4-3	W	21-20	2	-6.5	29,717	551,702	22	Deduno/Elias/Perkins
18-----	SEA	2-6	L	21-21	2	-6.5	32,511	584,213	23	Hernandez/Nolasco
19-----	OFF DAY					T2	-7.0			
20-----	at SD	5-3	W	22-21	2	-6.0	19,136			Correia/Kennedy/Perkins
21-----	at SD	2-0	W	23-21	2	-5.0	16,079			Hughes/Ross/Perkins
22-----	OFF DAY					2	-4.5			
23-----	at SF	2-6	L	23-22	2	-5.5	41,514			Lincecum/Gibson/Machi
24-----	at SF	1-2	L	23-23	T2	-5.5	41,724			Vogelsong/Deduno/Romo
25-----	at SF	1-8	L	23-24	T2	-5.5	42,590			Bumgarner/Nolasco
26-----	TEX	2-7	L	23-25	T3	-5.5	30,571	614,784	24	Tepesch/Correia
27-----	TEX	4-3	W	24-25	T3	-5.5	22,702	637,486	25	Perkins/Soria
28-----	TEX	0-1	L	24-26	3	-5.5	26,472	663,958	26	Tolleson/Burton/Soria
29-----	TEX	4-5	L	24-27	T3	-6.5	28,170	692,128	27	Ogando/Fien/Soria
30-----	at NYY	6-1	W	25-27	T3	-6.5	42,245			Nolasco/Nuno
31-----	at NYY	1-3	L	25-28	T3	-6.5	44,346			Tanaka/Duensing/Robertson



# TWINS DAY-BY-DAY — 2014

Date	Opp.	Score	W/L	Rcd.	Pos.	GA/ GB	Daily Attendance	Total Hm Att.	Date	Winner/Loser/Save
JUNE (12-16)						Batting: .246 (233-for-947)		Pitching: 12-16-8, 4.20 (242.1 IP, 113 ER)		
1-----	at NYY	7-2	W	26-28	3	-5.5	42,449			Hughes/Robertson
2-----	at MIL	2-6	L	26-29	T4	-6.0	28,708			Garza/Gibson
3-----	at MIL	6-4	W	27-29	T4	-5.0	25,634			Deduno/Gallardo/Perkins
4-----	MIL	6-4	W	28-29	4	-4.0	31,144	723,272	28	Nolasco/Wooten/Perkins
5-----	MIL	5-8	L	28-30	T4	-4.0	35,110	758,382	29	Peralta/Correia/Rodriguez
6-----	HOU	4-5	L	28-31	T4	-5.0	29,448	787,830	30	Keuchel/Hughes/Qualls
7-----	HOU	8-0	W	29-31	T4	-5.0	27,732	815,562	31	Gibson/Feldman
8-----	HOU	5-14	L	29-32	5	-5.0	31,576	847,138	32	Downs/Deduno
9-----	at TOR	4-5	L	29-33	5	-5.0	19,428			Janssen/Guerrier
10-----	at TOR	4-0	W	30-33	5	-4.5	20,681			Correia/Happ
11-----	at TOR	7-2	W	31-33	5	-3.5	45,080			Hughes/Stroman/Fien
12-----	OFF DAY				5	-4.0				
13-----	at DET	2-0	W	32-33	3	-3.0	39,811			Gibson/Smyly/Perkins
14-----	at DET	9-12	L	32-34	4	-4.0	41,498			Sanchez/Deduno/Krol
15-----	at DET	3-4	L	32-35	4	-5.0	41,462			Nathan/Fien
16-----	at BOS	0-1	L	32-36	T4	-5.0	35,693			De La Rosa/Correia/Uehara
17-----	at BOS	1-2	L	32-37	5	-5.5	36,835			Lester/Hughes/Mujica
18-----	at BOS^	1-2	L	32-38	5	-6.5	36,489			Uehara/Fien
19-----	CWS	4-2	W	33-38	5	-5.5	31,195	878,333	33	Fien/Petricka/Perkins
20-----	CWS	5-4	W	34-38	T5	-5.0	32,071	910,404	34	Perkins/Webb
21-----	CWS	4-3	W	35-38	4	-5.0	32,647	943,051	35	Correia/Rienzo/Perkins
22-----	CWS	6-5	W	36-38	T3	-5.0	30,491	973,542	36	Hughes/Danks/Burton
23-----	OFF DAY				T3	-5.0				
24-----	at LAA	6-8	L	36-39	T3	-6.0	37,086			Wilson/Gibson/Smith
25-----	at LAA	2-6	L	36-40	4	-7.0	39,082			Richards/Pino
26-----	at LAA	4-6	L	36-41	4	-8.0	32,209			Weaver/Nolasco/Smith
27-----	at TEX	4-5	L	36-42	4	-8.0	38,111			Tepesch/Correia
28-----	at TEX	0-5	L	36-43	5	-9.0	30,620			Darvish/Hughes
29-----	at TEX	3-2	W	37-43	5	-8.0	36,779			Gibson/Soria/Perkins
30-----	KC	1-6	L	37-44	5	-9.0	28,533	1,002,075	37	Duffy/Pino
JULY (11-15)						Batting: .247 (217-for-880)		Pitching: 11-15-6, 4.11 (232.0 IP, 106 ER)		
1-----	KC	10-2	W	38-44	4	-9.0	23,383	1,025,458	38	Nolasco/Shields
2-----	KC	0-4	L	38-45	5	-10.0	28,860	1,054,318	39	Vargas/Correia
3-----	NY Yankees	4-7	L	38-46	5	-11.0	34,714	1,089,032	40	Tanaka/Hughes/Robertson
4-----	NY Yankees	5-6	L	38-47	5	-11.0	36,952	1,125,984	41	Huff/Gibson/Robertson
5-----	NY Yankees^	2-1	W	39-47	5	-10.0	36,514	1,162,498	42	Duensing/Thornton
6-----	NY Yankees	7-9	L	39-48	5	-10.0	31,171	1,193,669	43	Kuroda/Nolasco/Robertson
7-----	at SEA	0-2	L	39-49	5	-10.5	18,562			Iwakuma/Correia/Rodney
8-----	at SEA	2-0	W	40-49	5	-10.5	15,553			Hughes/Young/Perkins
9-----	at SEA	8-1	W	41-49	5	-10.5	16,460			Gibson/Elias
10-----	at SEA	4-2	W	42-49	5	-10.5	14,530			Pino/Wilhelmsen/Perkins
11-----	at COL	2-6	L	42-50	5	-11.5	36,110			De La Rosa/Johnson
12-----	at COL	9-3	W	43-50	5	-11.5	35,930			Correia/Matzek
13-----	at COL	13-5	W	44-50	5	-10.5	35,743			Hughes/Anderson
14-----	ALL STAR BREAK at TARGET FIELD						2014 Gatorade All-Star Workout Day featuring the Gillette Home Run Derby			
15-----	ALL STAR GAME at TARGET FIELD						American League - 5, National League - 3			
16-----	ALL STAR BREAK						Scherzer/Neshek/Perkins			
17-----	ALL STAR BREAK									
18-----	TB	2-6	L	44-51	5	-10.5	31,058	1,224,727	44	Cobb/Gibson
19-----	TB	1-5	L	44-52	5	-10.0	36,117	1,260,844	45	Price/Hughes/McGee
20-----	TB	3-5	L	44-53	5	-11.0	26,821	1,287,665	46	Archer/Correia/Yates
21-----	CLE	4-3	W	45-53	5	-11.0	25,109	1,312,774	47	Fien/Shaw/Perkins
22-----	CLE	2-8	L	45-54	5	-11.0	28,291	1,341,065	48	Salazar/Pino
23-----	CLE	3-1	W	46-54	5	-11.0	34,608	1,375,673	49	Swarzak/Bauer/Perkins
24-----	CWS	2-5	L	46-55	5	-12.0	32,952	1,408,625	50	Noesi/Hughes/Petricka
25-----	CWS	5-9	L	46-56	5	-12.0	28,728	1,437,353	51	Danks/Correia
26-----	CWS	0-7	L	46-57	5	-12.0	33,005	1,470,358	52	Sale/Darnell
27-----	CWS	4-3	W	47-57	5	-11.0	27,818	1,498,176	53	Burton/Belisario/Perkins
28-----	OFF DAY				5	-11.0				
29-----	at KC	2-1	W	48-57	5	-10.0	30,686			Gibson/Shields/Perkins
30-----	at KC	2-3	L	48-58	5	-11.0	20,747			Frasor/Hughes/Holland
31-----	at KC	3-6	L	48-59	5	-11.0	24,127			Ventura/Thielbar/Holland
AUGUST (11-18)						Batting: .277 (287-for-1035)		Pitching: 11-18-6, 5.51 (253.0 IP, 155 ER)		



# TWINS DAY-BY-DAY — 2014

Date	Opp.	Score	W/L	Rcd.	Pos.	GA/GB	Daily Attendance	Total Hm Att.	Date	Winner/Loser/Save
1-----	at CWS	8-10	L	48-60	5	-12.0	28,060			Guerra/Fien/Petrica
2-----	at CWS	8-6	W	49-60	5	-12.0	27,446			Pressly/Belisario/Perkins
3-----	at CWS	16-3	W	50-60	5	-12.0	23,471			Gibson/Guerra
4-----	OFF DAY				5	-11.5				
5-----	SD	3-1	W	51-60	5	-11.5	34,495	1,532,671	54	Hughes/Hahn/Perkins
6-----	SD^	4-5	L	51-61	5	-11.5	34,567	1,567,238	55	Quackenbush/Swarzak/Benoit
7-----	at OAK	0-3	L	51-62	5	-11.5	22,108			Lester/Pino
8-----	at OAK	5-6	L	51-63	5	-12.5	20,196			Kazmir/Gibson/Doolittle
9-----	at OAK	4-9	L	51-64	5	-12.5	32,074			Samardzija/May
10-----	at OAK	6-1	W	52-64	5	-11.5	25,598			Hughes/Gregerson
11-----	at HOU	4-2	W	53-64	5	-11.0	15,569			Duensing/Fields/Perkins
12-----	at HOU	4-10	L	53-65	5	-11.0	17,490			McHugh/Pino
13-----	at HOU	3-1	W	54-65	5	-11.0	16,480			Gibson/Oberholzer/Perkins
14-----	OFF DAY				5	-11.5				
15-----	KC	5-6	L	54-66	5	-12.5	32,013	1,599,251	56	Duffy/Nolasco/Holland
16-----	KC	4-1	W	55-66	5	-11.5	35,575	1,634,826	57	Hughes/Ventura/Perkins
17-----	KC	6-12	L	55-67	5	-12.5	31,455	1,666,281	58	Guthrie/Milone
18-----	KC	4-6	L	55-68	5	-13.5	25,559	1,691,840	59	Vargas/May/Holland
19-----	CLE	5-7	L	55-69	5	-14.5	26,358	1,718,198	60	Crockett/Duensing/Allen
20-----	CLE	0-5	L	55-70	5	-14.5	28,943	1,747,141	61	House/Nolasco
21-----	CLE	4-1	W	56-70	5	-14.0	28,033	1,775,174	62	Hughes/Kluber/Perkins
22-----	DET	20-6	W	57-70	5	-14.0	29,394	1,804,568	63	Pressly/Ray
23-----	DET###	12-4	W	58-70	5	-13.5	25,110	1,829,678	64	Pino/Farmer
-----	DET	6-8	L	58-71	5	-14.5	25,578	1,855,256	65	Verlander/May/Nathan
24-----	DET	4-13	L	58-72	5	-14.5	23,983	1,879,239	66	Scherzer/Gibson
25-----	OFF DAY				5	-14.0				
26-----	at KC	1-2	L	58-73	5	-15.0	13,847			Davis/Perkins
27-----	at KC	1-6	L	58-74	5	-16.0	17,668			Davis/Hughes
28-----	at KC^	11-5	W	59-74	5	-15.0	17,219			Swarzak/Chen
29-----	at BAL	1-9	L	59-75	5	-15.0	27,464			Gonzalez/May
30-----	at BAL	2-3	L	59-76	5	-15.0	30,322			Miller/Burton/Britton
31-----	at BAL	8-12	L	59-77	5	-15.0	40,905			Chen/Nolasco/Britton
<b>SEPTEMBER (11-15)      Batting: .267 (237-for-889)      Pitching: 11-15-4, 4.63 (231.1 IP, 119 ER)</b>										
1-----	at BAL	6-4	W	60-77	5	-15.5	33,156			Hughes/Gausman/Perkins
2-----	CWS^	3-6	L	60-78	5	-16.5	23,719	1,902,958	67	Webb/Oliveros/Petrica
3-----	CWS	11-4	W	61-78	5	-16.5	21,778	1,924,736	68	May/Danks
4-----	LAA	4-5	L	61-79	5	-17.0	21,914	1,946,650	69	Smith/Perkins/Street
5-----	LAA^	6-7	L	61-80	5	-18.0	23,477	1,970,127	70	Street/Burton/Jepsen
6-----	LAA	5-8	L	61-81	5	-18.0	28,924	1,999,051	71	Smith/Burton/Street
7-----	LAA	4-14	L	61-82	5	-19.0	25,419	2,024,470	72	Wilson/Darnell
8-----	OFF DAY				5	-18.5				
9-----	at CLE	4-3	W	62-82	5	-17.5	9,489			May/Bauer/Burton
10-----	at CLE				5	-18.0	--Postponed, Inclement Weather			Scheduled makeup as DH 9/11--
11-----	at CLE	2-8	L	62-83	5	-18.5	--			Kluber/Gibson
-----	at CLE####	0-2	L	62-84	5	-18.5	12,637			House/Nolasco/Allen
12-----	at CWS				5	-18.5	--Postponed, Inclement Weather			Scheduled makeup as DH 9/13--
13-----	at CWS	1-5	L	62-85	5	-19.0	--			Quintana/Hughes
-----	at CWS####	6-7	L	62-86	5	-20.0	20,106			Petrica/Perkins
14-----	at CWS	6-4	W	63-86	5	-20.0	17,044			May/Noesi/Perkins
15-----	DET	6-8	L	63-87	5	-21.0	19,700	2,044,170	73	Ryan/Fien/Soria
16-----	DET	4-3	W	64-87	5	-20.0	22,066	2,066,236	74	Perkins/Nathan
17-----	DET	8-4	W	65-87	5	-19.0	22,285	2,088,521	75	Gibson/Price
18-----	OFF DAY				5	-19.0				
19-----	CLE^	5-4	W	66-87	5	-19.0	28,400	2,116,921	76	Burton/Crockett
20-----	CLE	3-7	L	66-88	5	-20.0	28,316	2,145,237	77	House/May/Rzepczynski
21-----	CLE	2-7	L	66-89	5	-20.0	24,451	2,169,688	78	Kluber/Swarzak
22-----	ARI	2-6	L	66-90	5	-20.0	22,571	2,192,259	79	Collmenter/Nolasco
23-----	ARI	6-3	W	67-90	5	-20.0	28,902	2,221,161	80	Gibson/Chafin
24-----	ARI	2-1	W	68-90	5	-20.0	29,445	2,250,606	81	Hughes/Nuno/Burton
25-----	at DET	2-4	L	68-91	5	-21.0	33,077			Scherzer/May/Nathan
26-----	at DET	11-4	W	69-91	5	-20.0	35,178			Achter/Porcello
27-----	at DET	12-3	W	70-91	5	-19.0	38,805			Nolasco/Lobstein
28-----	at DET	0-3	L	70-91	5	-20.0	40,501			Price/Gibson/Nathan

# - Denotes makeup game from rainout on 4/28; ## - Denotes makeup game from rainout on 8/31; ### - Denotes makeup game from rainout on 9/21; #### - Denotes makeup game from rainout on 9/10; ##### - Denotes makeup game from rainout on 9/12; ^ - Extra innings (6-7)



# TWINS HOME RUNS — 2014

## HOME RUNS BY POSITION

C	1B	2B	3B	SS	LF	CF	RF	DH	PH	TOTAL
6	8	24	15	6	9	9	27	24	0	128

### OSWALDO ARCIA (20)

No.	Date	Opp.	Runs	Pitcher
1	5/27	TEX	1	Baker
2	5/30	at NYY	1	Nuno
3	6/04	MIL	3	Estrada
4	6/05	MIL	4	Peralta
5	6/25	at LAA	1	Richards
6	7/23	CLE	1	Bauer
7	7/25	CWS	1	Danks
8	8/03	at CWS	1	Rienzo
9	8/12	at HOU	1	McHugh
10	8/12	at HOU	2	Foltynewicz
11	8/17	KC	2	Fraser
12	8/18	KC	1	Vargas
13	8/19	CLE	3	Bauer
14	8/22	DET	2	Romine
15	9/05	LAA	1	Shoemaker
16	9/09	at CWS	2	Bauer
17	9/13(2)	at CWS	3	Carroll
18	9/15	DET	1	Scherzer
19	9/19	CLE	1	Bauer
20	9/26	at DET	2	Porcello

### CHRIS COLABELLO (6)

No.	Date	Opp.	Runs	Pitcher
1	4/04	at CLE	1	Salazar
2	4/22	at TB	2	Price
3	4/23	at TB	2	Odorizzi
4	5/06	at CLE	1	Tomlin
5	7/04	NYI	1	Whitley
6	7/06	NYI	2	Kuroda

### BRIAN DOZIER (23)

No.	Date	Opp.	Runs	Pitcher
1	4/05	at CLE	1	Carrasco
2	4/09	OAK	1	Doolittle
3	4/10	OAK	1	Straily
4	4/12	KC	1	Shields
5	4/17(2)	TOR	1	McGowan
6	4/22	at TB	1	Price
7	4/25	DET	1	Porcello
8	5/03	BAL	1	Chen
9	5/10	at DET	3	Scherzer
10	5/16	SEA	1	Young
11	5/17	SEA	3	Elias
12	6/03	at MIL	2	Gallardo
13	6/09	at TOR	1	Dickey
14	6/10	at TOR	2	Happ
15	6/14	at DET	2	Krol
16	7/04	NYI	1	Whitley
17	7/13	at COL	1	Ottavino
18	7/13	at COL	3	Brown
19	7/22	CLE	1	Atchison
20	8/10	at OAK	1	Hammel
21	9/20	CLE	1	Hagadone
22	9/26	at DET	1	Porcello
23	9/27	at DET	1	Ray

### EDUARDO ESCOBAR (6)

No.	Date	Opp.	Runs	Pitcher
1	5/05	at CLE	1	Axford
2	6/13	at DET	1	Smyly
3	7/12	at COL	1	Matzek
4	8/22	DET	2	Ray
5	9/06	LAA	2	Rasmus
6	9/27	at DET	3	Ray

### ERIC FRYER (1)

No.	Date	Opp.	Runs	Pitcher
1	8/03	at CWS	1	Rienzo

### SAM FULD (1)

No.	Date	Opp.	Runs	Pitcher
1	7/08	at SEA	1	Young

### AARON HICKS (1)

No.	Date	Opp.	Runs	Pitcher
1	4/24	at TB	3	Bell

### JASON KUBEL (1)

No.	Date	Opp.	Runs	Pitcher
1	4/09	OAK	1	Chavez

### JOE MAUER (4)

No.	Date	Opp.	Runs	Pitcher
1	4/12	KC	3	Shields
2	5/03	BAL	3	Brach
3	8/13	at HOU	1	Oberholtzer
4	8/17	KC	1	Guthrie

### KENDRYS MORALES (1)

No.	Date	Opp.	Runs	Pitcher
1	6/24	at LAA	1	Wilson

### EDUARDO NUNEZ (4)

No.	Date	Opp.	Runs	Pitcher
1	5/13	BOS	2	Peavy
2	6/08	HOU	1	McHugh
3	7/01	KC	1	Mariot
4	9/04	LAA	3	Santiago

### CHRIS PARMELEE (7)

No.	Date	Opp.	Runs	Pitcher
1	5/13	BOS	2	Miller
2	5/15	BOS	2	Buchholz
3	5/20	at SD	1	Kennedy
4	6/18	at BOS	1	Uehara
5	8/01	at CWS	1	Surkamp
6	8/03	at CWS	1	Rienzo
7	9/06	LAA	1	Roth

### JOSMIL PINTO (7)

No.	Date	Opp.	Runs	Pitcher
1	4/03	at CWS	1	Belisario
2	4/11	KC	1	Chen
3	4/13	KC	2	Vargas
4	4/20	at KC	1	Coleman
5	4/26	DET	1	Alburquerque
6	5/16	SEA	1	Young
7	5/24	at SF	1	Romo

### TREVOR PLOUFFE (14)

No.	Date	Opp.	Runs	Pitcher
1	4/15	TOR	1	Santos
2	5/14	BOS	2	Mujica
3	5/21	at SD	1	Thayer
4	5/26	TEX	1	Tepesch
5	5/30	at NYY	2	Nuno
6	7/06	NYI	1	Miller
7	7/18	TB	2	Cobb
8	8/06	SD	2	Despaigne
9	8/18	KC	3	Crow
10	8/22	DET	1	Romine
11	8/29	at BAL	1	Gonzalez
12	8/31	at BAL	2	Chen
13	9/13	at CWS	1	Webb
14	9/14	at CWS	1	Noesi

### DANNY SANTANA (7)

No.	Date	Opp.	Runs	Pitcher
1	6/06	HOU	2	Sipp
2	6/09	at TOR	1	Dickey
3	7/24	CWS	2	Noesi
4	7/31	at KC	1	Ventura
5	8/02	at CWS	1	Webb
6	8/22	DET	2	Ray
7	8/31	at BAL	2	Brach

### JORDAN SCHAFFER (1)

No.	Date	Opp.	Runs	Pitcher
1	9/14	at CWS	2	Noesi

### KURT SUZUKI (3)

No.	Date	Opp.	Runs	Pitcher
1	4/19	at KC	1	Chen
2	5/20	at SD	1	Vincent
3	8/16	KC	1	Crow

### KENNY VARGAS (9)

No.	Date	Opp.	Runs	Pitcher
1	8/05	SD	3	Hahn
2	8/12	at HOU	1	Foltynewicz
3	8/17	KC	2	Guthrie
4	8/21	CLE	1	Kluber
5	9/02	CWS	2	Noesi
6	9/03	CWS	2	Snodgrass
7	9/07	LAA	1	Pestano
8	9/16	DET	1	Porcello
9	9/19	CLE	1	Bauer

### JOSH WILLINGHAM (12)

No.	Date	Opp.	Runs	Pitcher
1	5/29	TEX	2	Martinez
2	5/30	at NYY	1	Nuno
3	6/01	at NYY	1	Robertson
4	6/03	at MIL	3	Gallardo
5	6/11	at TOR	2	Stroman
6	6/19	CWS	1	Quintana
7	6/24	at LAA	1	Wilson
8	7/05	NYI	1	Phelps
9	7/21	CLE	1	Shaw
10	7/25	CWS	1	Thompson
11	7/30	at KC	1	Duffy
12	8/10	at OAK	2	Gregerson



# TWINS HIGHS AND LOWS — 2014

## TEAM BATTING:

Most At-Bats, Game.....	50, 8/3 at CWS
Most Runs, Game.....	20, 8/22 vs. DET
Most Runs, Inning.....	9, 2x, last 6th inning, 8/22 vs. DET
Most Hits, Game.....	23, 8/3 at OAK
Most Hits, Inning.....	9, 8/3 at CWS
Consecutive Hits.....	5, 4x, last 8th inning, 8/3 at CWS
Consecutive Batters Reached Base.....	7, 3x, last 6th inning, 8/22 vs. DET
Fewest Hits, Game.....	3, 4x, last 8/7 at OAK
Most Doubles, Game.....	6, 2x, 8/9 at OAK
Most Triples, Game.....	2, 2x, last 9/3 vs. CWS (Nunez, Escobar)
Most Home Runs, Game.....	4, 8/22 vs. DET (Vargas, Arcia, Santana, Plouffe)
Grand Slams.....	1, 6/5 vs. MIL (Arcia)
Most Total Bases, Game.....	38, 8/22 vs. DET
Most Extra Base Hits, Game.....	9, 8/22 vs. DET
Most RBI, Game.....	18, 8/22 vs. DET
Most Walks.....	12, 4/17 vs. TOR(2)
Most Strikeouts.....	17, 9/13 at CWS (1)
Most Stolen Bases, Game, Twins.....	4, 2x, last 8/6 vs. SD
Most Stolen Bases, Game, Opponent.....	4, 9/24 vs. ARI
Most Caught Stealing, Game.....	2, 3x, last 8/21 vs. CLE
Most Ground Into Doubleplay, Game.....	4, 8/2 at CWS
Left On Base, Twins.....	15, 8/3 at CWS
Left On Base, Twins in Extra Innings.....	14, 4/2 at CWS
Consecutive Scoreless Innings.....	20, 8/19-21

## INDIVIDUAL BATTING:

Most At-Bats, Game.....	7, Willingham, 8/3 at CWS
Most Runs, Game.....	4, Plouffe, 8/22 vs. DET
Most Runs, Inning.....	2, Nunez, 8th inning, 8/3 at CWS
Most Hits, Game.....	5, 2x, last Escobar, 8/22 vs. DET
Most Hits, Inning.....	2, 2x, last Nunez, 8/23 (1) vs. DET
Most Doubles, Game.....	2, many, last Herrmann, 9/21 vs. CLE
Most Triples, Game.....	1, many
Most Home Runs, Game.....	2, 2x, last Arcia, 8/12 at HOU
Grand Slams.....	1, Arcia, 6/5 vs. MIL
Most Total Bases, Game.....	10, 2x, last Escobar, 8/22 vs. DET
Most Extra Base Hits, Game.....	3, 2x, last Dozier, 7/13 at COL
Most RBI, Game.....	6, 2x, last Escobar, 9/27 at DET
Most Walks, Game.....	3, many, Dozier, 8/23 (1) vs. DET
Most Strikeouts, Game.....	4, 8x, last Arcia, 8/29 at BAL
Longest Hitting Streak.....	16, Mauer, 6/19-8/15
Consecutive Hits.....	3, many
Consecutive Hitless At-Bats.....	31, Arcia, 6/11-22
Most Stolen Bases, Game.....	2, 7x, last Santana, 9/5 vs. LAA
Most Caught Stealing, Game.....	1, many
Most Ground Into Doubleplay, Game.....	2, 3x, last Plouffe, 8/26 at KC

## TEAM PITCHING:

Most Runs Allowed.....	14, 6/8 vs. HOU
Most Runs, Inning.....	7, 4x, 6th inning, last 8/31 at BAL
Most Hits Allowed.....	19, 2x, last 9/7 vs. LAA
Most Hits Allowed, Inning.....	7, 3x, last 8th inning, 8/28 at KC
Consecutive Hits Allowed.....	5, 6th inning, 4/15 vs. TOR
Most Home Runs Allowed, Game.....	4, 6/8 vs. HOU
Most Strikeouts.....	13, 7/20 vs. TB
Most Walks.....	12, 5/1 at LAD
Fewest Hits Allowed.....	3, 2x, last 6/1 at NYY
Pitchers Used.....	9, 9/5 vs. LAA
Consecutive Batters Retired.....	16, 4/26 vs. DET
Scoreless Innings Streak.....	16, 2x, last 7/7(8th inn.)-7/9 (6th inn.)
Wild Pitches.....	3, 4/2 at CWS
Most Innings, Game, Relievers.....	7, 2, 2x, last 8/17 vs. KC
Most Hits, Game, Relievers.....	14, 9/7 vs. LAA
Most Runs, Game, Relievers.....	9, 9/7 vs. LAA
Most Home Runs, Game, Relievers.....	3, 2x, last 8/17 vs. KC
Most Walks, Game, Relievers.....	6, 5/1 vs. LAD (2)
Most Strikeouts, Game, Relievers.....	9, 2x, last 7/20 vs. TB

## INDIVIDUAL PITCHING:

Most Innings, Game, Starter.....	9.0, Nolasco, 5/2 vs. BAL
Most Innings, Game, Reliever.....	4.2, Deduno, 7/4 vs. NYY
Most Hits, Starter.....	12, Nolasco, 8/31 at BAL
Most Hits, Reliever.....	6, Swarzak, 4/25 vs. DET
Most Runs, Starter.....	8, 2x, last Nolasco, 8/31 at BAL
Most Runs, Reliever.....	4, 4x, last Guerrier, 7/22 vs. CLE
Most Home Runs, Starter.....	3, 2x, last Pino, 8/12 at HOU
Most Home Runs, Reliever.....	2, Duensing, 5/1 (2) vs. LAD
Most Walks, Starter.....	7, May, 8/9 at OAK
Most Walks, Reliever.....	3, 2x, last Tonkin, 5/1 vs. LAD (2)
Most Strikeouts, Starter.....	11, Hughes, 9/13 (Game 1) at CWS
Most Strikeouts, Reliever.....	4, 2x, last Deduno, 7/4 vs. NYY
Win-Streak.....	6, 2x, Milone (5/9-6/29) & Hughes (4/20-6/1)
Losing-Streak.....	6, 2x, last Pelfrey, 9/6/13-5/1/14
Low-Hit Complete Game.....	8, Hughes 6/18 at BOS
Most Consecutive Scoreless Innings.....	22.0, Gibson, 6/2-23
Most Consecutive Batters Retired.....	16, Hughes, 4/26 vs. DET
Wild Pitches.....	2, Deduno, 4/2 at CWS

## TEAM & INDIVIDUAL FIELDING:

Errors, Game, Team.....	3, 8/22 vs. DET
Errors, Game, Individual.....	2, 3x, last Escobar, 8/22 vs. DET
Errors, Consecutive Games, Team.....	5, 2x, last 4/23-30
Errors, Consecutive Games Without, Team.....	9, 7/6-18
Doubleplays, Game, Team.....	5, 7/19 vs. TB
Opponents Doubleplays, Game, Team.....	4, 8/2 at CWS

## TEAM MISCELLANEOUS:

Longest Winning Streak.....	4, 6/19-23
Longest Losing Streak.....	5, 2x, last 6/24-28
Longest Game, Innings.....	12, 2x, last 5/1 vs. LAD (2)
Longest Game, Time (9 Innings).....	4:10, 8/24 vs. DET
Longest Game, Time (Extra Innings).....	5:11, 5/1 vs. LAD (2)
Longest Delay.....	2:13, 4/4 at CLE
Fastest Game, Time.....	2:26, 5/17 vs. SEA
Largest Margin, Victory.....	13, 8/3 at CWS
Largest Margin, Loss.....	9, 8/24 vs. DET
Largest Home Attendance.....	36,952
Home Sellouts.....	11, last 9/11 at CLE (House started)
Times Shut Out.....	11, last 9/11 at CLE (House started)

## DID YOU Know?

...that during his career, Kirby Puckett's .318 career batting average was the third-highest among his peers, trailing only Wade Boggs (.333) and Tony Gwynn (.337).



# TWINS TRANSACTIONS — 2014

DATE	NO.	PLAYER	POS	TRANSACTION
01-29-14	54	Guerrier, Matt.....	RHP	Signed to a minor league contract.
01-30-14	63	Albers, Andrew.....	LHP	Outright Released (player wishes to pitch in Korea).
02-12-14	20	Raley, Brooks.....	LHP	Claimed off waivers from Chicago-NL.
03-09-14	38	Darnell, Logan.....	LHP	Optioned to Triple-A Rochester.
	60	Ibarra, Edgar.....	LHP	Optioned to Triple-A Rochester.
	65	May, Trevor.....	RHP	Optioned to Triple-A Rochester.
	20	Raley, Brooks.....	LHP	Optioned to Triple-A Rochester.
	68	Vargas, Kennys.....	1B	Optioned to Double-A New Britain.
	67	Kepler, Max.....	OF	Optioned to Single-A Ft. Myers.
	78	Polanco, Jorge.....	IF	Optioned to Single-A Ft. Myers.
	66	Meyer, Alex.....	RHP	Reassigned to minor league camp.
	48	Oliveros, Lester.....	RHP	Reassigned to minor league camp.
	63	Pino, Yohan.....	RHP	Reassigned to minor league camp.
	73	Knudson, Kyle.....	C	Reassigned to minor league camp.
	82	Koch, Matt.....	C	Reassigned to minor league camp.
	85	Turner, Stuart.....	C	Reassigned to minor league camp.
	72	Sano, Miguel.....	IF	Reassigned to minor league camp.
	70	Buxton, Byron.....	OF	Reassigned to minor league camp.
	62	Rahl, Chris.....	OF	Reassigned to minor league camp.
03-16-14	53	Johnson, Kris.....	LHP	Optioned to Triple-A Rochester.
	26	Fryer, Eric.....	C	Optioned to Triple-A Rochester.
	39	Santana, Danny.....	IF	Optioned to Triple-A Rochester.
	83	Gilmartin, Sean.....	LHP	Reassigned to minor league camp.
	19	Mastroianni, Darin.....	OF	Reassigned to minor league camp.
	80	Mitchell, Jermaine.....	OF	Reassigned to minor league camp.
	77	Beresford, James.....	IF	Reassigned to minor league camp.
	71	Waring, Brandon.....	IF	Reassigned to minor league camp.
03-21-14	49	Worley, Vance.....	RHP	Outrighted to Triple-A Rochester.
03-24-14	57	Pressly, Ryan.....	RHP	Optioned to Triple-A Rochester.
	59	Tonkin, Michael.....	RHP	Optioned to Triple-A Rochester.
	12	Herrmann, Chris.....	C	Optioned to Triple-A Rochester.
	81	Hoffman, Matt.....	LHP	Reassigned to minor league camp.
	64	Thompson, Aaron.....	LHP	Reassigned to minor league camp.
	76	Guerra, Deolis.....	RHP	Reassigned to minor league camp.
	22	Ramirez, Wilkin.....	OF	Reassigned to minor league camp.
	17	Bernier, Doug.....	IF	Reassigned to minor league camp.
	79	Romero, Deibinson.....	IF	Reassigned to minor league camp.
	54	Guerrier, Matt.....	RHP	Granted unconditional release.
03-25-14	49	Worley, Vance.....	RHP	Traded to Pittsburgh.
03-27-14	58	Diamond, Scott.....	LHP	Outrighted to Triple-A Rochester.
	27	Parmelee, Chris.....	OF	Outrighted to Triple-A Rochester.
	1	Presley, Alex.....	OF	Claimed off waivers by Houston.
03-31-14	52	Duensing, Brian.....	LHP	Placed on Paternity List.
	59	Tonkin, Michael.....	RHP	Recalled from Triple-A Rochester.
04-03-14	59	Tonkin, Michael.....	RHP	Optioned to Triple-A Rochester.
	52	Duensing, Brian.....	LHP	Reinstated from Paternity List.
04-07-14	11	Bartlett, Jason.....	IF/OF	Placed on 15-day DL (left ankle sprain).
	12	Herrmann, Chris.....	C/OF	Recalled from Triple-A Rochester.
	9	Nunez, Eduardo.....	IF	Acquired by New York-AL, in exchange for LHP Miguel Sulbaran
04-09-14	31	Arcia, Oswaldo.....	OF	Placed on 15-day DL (right wrist strain, retro 4/5).
04-10-14	19	Mastroianni, Darin.....	OF	Contract selected from Triple-A Rochester.
04-12-14	16	Willingham, Josh.....	OF	Placed on 15-day DL (left wrist contusion, retro 4/7).
	59	Tonkin, Michael.....	RHP	Recalled from Triple-A Rochester.
04-17-14	9	Nunez, Eduardo.....	IF	Recalled from Triple-A Rochester (26th man).
	9	Nunez, Eduardo.....	IF	Optioned to Triple-A Rochester (26th man).
04-20-14	1	Fuld, Sam.....	OF	Claimed off waivers from Oakland.
	19	Mastroianni, Darin.....	OF	Designate for release or assignment.
04-21-14	11	Bartlett, Jason.....	IF	Retired.
04-22-14	19	Mastroianni, Darin.....	OF	Claimed off waivers by Toronto.
04-24-14		Wilson, Kenny.....	OF	Claimed off waivers from Toronto, optioned to Double-A New Britain.
05-01-14	53	Johnson, Kris.....	LHP	Recalled from Triple-A Rochester (26th man).
	53	Johnson, Kris.....	LHP	Optioned to Triple-A Rochester (26th man).



# TWINS TRANSACTIONS — 2014

DATE	NO.	PLAYER	POS	TRANSACTION
05-02-14	32	Hicks, Aaron	OF	Placed on 7-day DL (concussion-like Symptoms).
	38	Darnell, Logan	LHP	Recalled from Triple-A Rochester.
05-03-14	37	Pelfrey, Mike	RHP	Placed on 15-day DL (left Groin Strain, retro 5/2).
	39	Santana, Danny	IF	Recalled from Triple-A Rochester.
05-07-14	38	Darnell, Logan	LHP	Optioned to Triple-A Rochester.
	54	Guerrier, Matt	RHP	Contract purchased.
05-08-14	20	Raley, Brooks	LHP	Designated for release or assignment.
				Claimed off waivers by Los Angeles-AL.
	1	Fuld, Sam	OF	Placed on 7-day DL (concussion-like Symptoms).
	9	Nunez, Eduardo	IF	Recalled from Triple-A Rochester.
	25	Florimon, Pedro	IF	Optioned to Triple-A Rochester.
	12	Herrmann, Chris	C/OF	Optioned to Triple-A Rochester.
05-09-14	32	Hicks, Aaron	OF	Reinstated from 7-day DL.
	27	Parmelee, Chris	OF/1B	Contract selected from Triple-A Rochester.
		Wilson, Kenny	OF	Designated for release or assignment.
05-14-14	31	Arcia, Oswaldo	OF	Returned from rehab assignment, reinstated from 15-day DL and optioned to Triple-A Rochester.
05-18-14	59	Tonkin, Michael	RHP	Optioned to Triple-A Rochester.
05-20-14	12	Herrmann, Chris	C/OF	Recalled from Triple-A Rochester.
05-22-14	1	Fuld, Sam	OF	Transferred from 7-day DL to 15-day DL.
05-25-14	20	Colabello, Chris	OF/1B	Optioned to Triple-A Rochester.
	12	Herrmann, Chris	C/OF	Optioned to Triple-A Rochester.
05-26-14	16	Willingham, Josh	OF	Returned from rehab assignment, reinstated from 15-day DL.
	31	Arcia, Oswaldo	OF	Recalled from Triple-A Rochester.
06-08-14	13	Kubel, Jason	OF	Designate for release or assignment.
	17	Morales, Kendrys	1B/DH	Signed as a free agent.
06-11-14	43	Pinto, Josmil	C	Optioned to Triple-A Rochester.
06-13-14	32	Hicks, Aaron	OF	Placed on 15-day DL (right Shoulder Strain, retro 6/10).
	1	Fuld, Sam	OF	Returned from rehab assignment, reinstated from 15-day DL.
	26	Fryer, Eric	C	Recalled from Triple-A Rochester.
06-15-14	24	Plouffe, Trevor	IF	Placed on 15-day DL (inflammation between 9th rib & costal cartilage on left side).
	25	Florimon, Pedro	IF	Recalled from Triple-A Rochester.
06-19-14	37	Pelfrey, Mike	RHP	Transferred from 15-day DL to 60-day DL.
	9	Nunez, Eduardo	IF	Placed on 15-day DL (right hamstring strain, retro 6/15).
	63	Pino, Yohan	RHP	Contract selected from Triple-A Rochester.
06-25-14	32	Hicks, Aaron	OF	Reinstated from DL and optioned to Double-A New Britain.
06-26-14	63	Pino, Yohan	RHP	Optioned to Triple-A Rochester.
	11	Polanco, Jorge	IF	Recalled from Triple-A Rochester.
06-27-14	39	Santana, Danny	IF	Placed on 15-day DL (deep bone bruise in left knee).
	63	Pino, Yohan	RHP	Recalled from Triple-A Rochester.
06-30-14	11	Polanco, Jorge	IF	Optioned to Single-A Ft. Myers.
	25	Florimon, Pedro	IF	Optioned to Triple-A Rochester.
	24	Plouffe, Trevor	IF	Reinstated from 15-day DL.
	9	Nunez, Eduardo	IF	Returned from rehab assignment, reinstated from 15-day DL.
07-02-14	7	Mauer, Joe	1B	Placed on 15-day DL (right oblique strain).
	20	Colabello, Chris	OF/1B	Recalled from Triple-A Rochester.
07-08-14	47	Nolasco, Ricky	RHP	Placed on 15-day DL (right elbow strain, retro 7/7).
	12	Herrmann, Chris	C/OF	Recalled from Triple-A Rochester.
07-10-14	53	Johnson, Kris	LHP	Recalled from Triple-A Rochester.
	63	Pino, Yohan	RHP	Optioned to Triple-A Rochester.
07-18-14	39	Santana, Danny	IF	Returned from rehab assignment, reinstated from 15-day DL.
	12	Herrmann, Chris	C/OF	Optioned to Triple-A Rochester.
07-21-14	53	Johnson, Kris	LHP	Optioned to Triple-A Rochester.
07-22-14	63	Pino, Yohan	RHP	Recalled from Triple-A Rochester.
07-23-14	54	Guerrier, Matt	RHP	Designate for release or assignment.
07-24-14	57	Pressly, Ryan	RHP	Recalled from Triple-A Rochester.
		Pryor, Stephen	RHP	Acquired from Seattle, reported to Triple-A Rochester.
	17	Morales, Kendrys	1B/DH	Traded to Seattle.
	11	Polanco, Jorge	IF	Recalled from Single-A Ft. Myers.
07-25-14	11	Polanco, Jorge	IF	Optioned to Double-A New Britain.
07-26-14	38	Darnell, Logan	LHP	Recalled from Triple-A Rochester.



# TWINS TRANSACTIONS — 2014

DATE	NO.	PLAYER	POS	TRANSACTION
07-31-14	49	Milone, Tommy	LHP	Acquired from Oakland, reported to Triple-A Rochester.
	1	Fuld, Sam	OF	Traded to Oakland.
	19	Vargas, Kennys	1B	Recalled from Double-A New Britain.
08-03-14	1	Schafer, Jordan	OF	Claimed off waivers from Atlanta.
	38	Darnell, Logan	LHP	Optioned to Triple-A Rochester.
08-09-14	65	May, Trevor	RHP	Recalled from Triple-A Rochester.
	20	Colabello, Chris	1B/DH	Optioned to Triple-A Rochester.
	30	Correia, Kevin	RHP	Traded to Los Angeles-NL in exchange for PTBNL.
08-11-14	49	Milone, Tommy	LHP	Recalled from Triple-A Rochester.
	7	Mauer, Joe	1B	Returned from rehab assignment, reinstated from 15-day DL.
		Adam, Jason	RHP	Acquired from Kansas City, reported to Double-A New Britain.
	16	Willingham, Josh	OF	Traded to Kansas City.
08-15-14	47	Nolasco, Ricky	RHP	Returned from rehab assignment, reinstated from 15-day DL.
	63	Pino, Yohan	RHP	Optioned to Triple-A Rochester.
08-23-14	63	Pino, Yohan	RHP	Recalled from Triple-A Rochester (26th man).
	63	Pino, Yohan	RHP	Optioned to Triple-A Rochester (26th man).
08-30-14	21	Deduno, Samuel	RHP	Claimed off waivers by Houston.
08-31-14	64	Thompson, Aaron	LHP	Contract selected from Triple-A Rochester.
		Ibarra, Edgar	LHP	Outrighted to Double-A New Britain.
09-02-14	17	Bernier, Doug	IF	Contract selected from Triple-A Rochester.
	32	Hicks, Aaron	OF	Recalled from Triple-A Rochester.
	12	Herrmann, Chris	C/OF	Recalled from Triple-A Rochester.
	43	Pinto, Josmil	C	Recalled from Triple-A Rochester.
	58	Achter, A.J.	RHP	Contract selected from Triple-A Rochester.
	59	Tonkin, Michael	RHP	Recalled from Triple-A Rochester.
	48	Oliveros, Lester	RHP	Contract selected from Triple-A Rochester.
	38	Darnell, Logan	LHP	Recalled from Triple-A Rochester.
09-18-14	25	Florimon, Pedro	INF	Claimed off waivers by Washington.
10-13-14	17	Bernier, Doug	INF	Outrighted to Triple-A Rochester.
	63	Pino, Yohan	RHP	Outrighted to Triple-A Rochester.
10-23-14	53	Johnson, Kris	LHP	Released.
10-30-14	61	Burton, Jared	RHP	Elected Free Agency.
11-04-14	4	Molitor, Paul	MGR	Named Manager.
11-12-14	13	Glynn, Gene	CH	Named Third Base Coach.
	63	Hernandez, Rudy	CH	Named Assistant Hitting Coach.
11-20-14	51	Meyer, Alex	RHP	Added to 40-man roster.
	60	Rosario, Eddie	OF	Added to 40-man roster.
	61	Sano, Miguel	IF	Added to 40-man roster.
	75	Wheeler, Jason	LHP	Added to 40-man roster.
11-25-14	51	Swarzak, Anthony	RHP	Outrighted to Triple-A Rochester.
	41	Allen, Neil	CH	Named Pitching Coach.
	18	Guardado, Eddie	CH	Named Bullpen Coach.
	46	Vavra, Joe	CH	Named Bench Coach.
12-01-14	40	Davis, Butch	CH	Named First Base Coach.
12-03-14	48	Hunter, Torii	OF	Signed to one-year contract.
12-08-14	20	Colabello, Chris	1B/OF	Claimed off Waivers by Toronto.
12-11-14	62	Graham, J.R.	RHP	Selected in major league phase of Rule 5 Draft.
12-12-14	54	Santana, Ervin	RHP	Signed to four-year contract.
12-23-14	22	Stauffer, Tim	RHP	Signed to one-year contract.
	26	Fryer, Eric	C	Outrighted to Triple-A Rochester.
	27	Parmelee, Chris	OF	Outrighted to Triple-A Rochester.
12-24-14	27	Parmelee, Chris	OF	Elected Free Agency.

## DID YOU *Know?*

...that on September 22, 1968 vs. Oakland at Metropolitan Stadium, Cesar Tovar became the second major leaguer ever to play all nine positions in one game. He is also the only position player to be the starting pitcher in Twins history, as he tossed a scoreless first inning, including a strikeout of Reggie Jackson. He went on to catch, play first base, shortstop, third base, left field, center field and right field for an inning apiece.



# FINAL STANDINGS — 2014

## AMERICAN LEAGUE

EAST DIVISION	WON	LOST	PCT.	GB	HOME	ROAD
X-BALTIMORE ORIOLES	96	66	.593	-	50-31	46-35
NEW YORK YANKEES	84	78	.519	12	43-38	41-40
TORONTO BLUE JAYS	83	79	.512	13	46-35	37-44
TAMPA BAY RAYS	77	85	.475	19	36-45	41-40
BOSTON RED SOX	71	91	.438	25	34-47	37-44
CENTRAL DIVISION	WON	LOST	PCT.	GB	HOME	ROAD
X-DETROIT TIGERS	90	72	.556	-	45-36	45-36
Y-KANSAS CITY ROYALS	89	73	.549	1	42-39	47-34
CLEVELAND INDIANS	85	77	.525	5	48-33	37-44
CHICAGO WHITE SOX	73	89	.451	17	40-41	33-48
MINNESOTA TWINS	70	92	.432	20	35-46	35-46
WEST DIVISION	WON	LOST	PCT.	GB	HOME	ROAD
X-LOS ANGELES ANGELS	98	64	.605	-	52-29	46-35
Y-OAKLAND ATHLETICS	88	74	.543	10	48-33	40-41
SEATTLE MARINERS	87	75	.537	11	41-40	46-35
HOUSTON ASTROS	70	92	.432	28	38-43	32-49
TEXAS RANGERS	67	95	.414	31	33-48	34-47

## NATIONAL LEAGUE

EAST DIVISION	WON	LOST	PCT.	GB	HOME	ROAD
X-WASHINGTON NATIONALS	96	66	.593	-	51-30	45-36
ATLANTA BRAVES	79	83	.488	17	42-39	37-44
NEW YORK METS	79	83	.488	17	40-41	39-42
MIAMI MARLINS	77	85	.475	19	42-39	35-46
PHILADELPHIA PHILLIES	73	89	.451	23	37-44	36-45
CENTRAL DIVISION	WON	LOST	PCT.	GB	HOME	ROAD
X-ST. LOUIS CARDINALS	90	72	.556	-	51-30	39-42
Y-PITTSBURGH PIRATES	88	74	.543	2	51-30	37-44
MILWAUKEE BREWERS	82	80	.506	8	42-39	40-41
CINCINNATI REDS	76	86	.469	14	44-37	32-49
CHICAGO CUBS	73	89	.451	17	41-40	32-49
WEST DIVISION	WON	LOST	PCT.	GB	HOME	ROAD
X-LOS ANGELES DODGERS	94	68	.580	-	45-36	49-32
Y-SAN FRANCISCO GIANTS	88	74	.543	6	45-36	43-38
SAN DIEGO PADRES	77	85	.475	17	48-33	29-52
COLORADO ROCKIES	66	96	.407	28	45-36	21-60
ARIZONA DIAMONDBACKS	64	98	.395	30	33-48	31-50

x-Division Champion; y-Wild Card

## 2014 POSTSEASON RESULTS

**AL WILD CARD GAME (1 GM):** Kansas City defeated Oakland.

**NL WILD CARD GAME (1 GM):** San Francisco defeated Pittsburgh.

**AL DIVISION SERIES (5 GM SERIES):** Baltimore defeated Detroit (3-0).

**AL DIVISION SERIES (5 GM SERIES):** Kansas City defeated Los Angeles-AL (3-0).

**NL DIVISION SERIES (5 GM SERIES):** San Francisco defeated Washington (3-1).

**NL DIVISION SERIES (5 GM SERIES):** St. Louis defeated Los Angeles-NL (3-1).

**AL CHAMPIONSHIP SERIES (7 GM SERIES):** Kansas City defeated Baltimore (4-0).

**NL CHAMPIONSHIP SERIES (7 GM SERIES):** San Francisco defeated St. Louis (4-1).

**WORLD SERIES (7 GM SERIES):** San Francisco defeated Kansas City (4-3).



# MISCELLANEOUS BATTING DATA — 2014

## 2014 INDIVIDUAL DESIGNATED HITTERS

PLAYER	AVG	G	AB	R	H	2B	3B	HR	RBI	HB	BB	SO	SB	CS	OBP
Arcia	.000	2	6	0	0	0	0	0	0	0	1	5	0	0	.143
Bartlett	.000	1	1	1	0	0	0	0	0	0	0	1	0	0	.000
Bernier	-	1	0	1	0	0	0	0	0	0	0	0	0	0	-
Colabello	.260	13	50	7	13	3	0	4	14	1	1	17	0	0	.288
Florimon	-	2	0	0	0	0	0	0	0	0	0	0	0	0	-
Fryer	.000	2	1	0	0	0	0	0	0	0	0	1	0	0	.000
Hicks	-	2	0	0	0	0	0	0	0	0	0	0	0	0	-
Kubel	.000	1	3	0	0	0	0	0	0	0	0	1	0	0	.000
Mauer	.304	19	69	14	21	4	1	0	15	0	13	23	0	0	.410
Morales	.214	26	103	8	22	8	0	1	15	0	5	19	0	0	.245
Nunez	.190	7	21	2	4	0	0	1	3	0	0	4	2	0	.190
Parmelee	.000	1	1	0	0	0	0	0	0	0	0	1	0	0	.000
Pinto	.222	21	72	11	16	3	0	4	7	1	12	23	0	0	.341
Plouffe	.367	8	30	2	11	2	0	4	1	2	4	0	0	0	.424
Santana	.600	3	10	1	6	1	0	1	7	0	0	2	1	0	.600
Suzuki	.286	5	14	1	4	1	0	1	4	1	0	2	0	0	.333
Vargas	.296	40	162	23	48	6	1	7	24	3	10	41	0	0	.345
Willingham	.196	13	46	7	9	0	0	5	8	1	8	18	1	0	.327
<b>TOTALS</b>	<b>.261</b>	<b>152</b>	<b>589</b>	<b>78</b>	<b>154</b>	<b>28</b>	<b>2</b>	<b>24</b>	<b>101</b>	<b>8</b>	<b>52</b>	<b>162</b>	<b>4</b>	<b>0</b>	<b>.327</b>

## 2014 INDIVIDUAL PINCH-HITTERS

PLAYER	AVG	TPA	AB	H	2B	3B	HR	RBI	SH	SF	HP	BB	SO	GDP	OBP
Arcia	.000	5	5	0	0	0	0	0	0	0	0	0	3	0	.000
Bernier	.000	2	1	0	0	0	0	0	0	0	0	1	0	0	.500
Colabello	.250	8	8	2	1	0	0	0	0	0	0	0	3	0	.250
Escobar	.200	5	5	1	0	0	0	0	0	0	0	0	2	0	.200
Fryer	.000	2	2	0	0	0	0	0	0	0	0	0	1	0	.000
Fuld	.000	1	1	0	0	0	0	0	0	0	0	0	0	0	.000
Herrmann	.222	9	9	2	0	0	0	1	0	0	0	0	2	0	.222
Kubel	.000	5	5	0	0	0	0	0	0	0	0	0	2	0	.000
Mauer	-	2	0	0	0	0	0	0	0	0	0	2	0	0	1.000
Morales	.000	1	1	0	0	0	0	0	0	0	0	0	0	1	.000
Nunez	.167	12	12	2	0	1	0	0	0	0	0	0	1	2	.167
Parmelee	.385	13	13	5	1	0	0	7	0	0	0	0	5	0	.385
Pinto	.111	10	9	1	0	0	0	2	0	1	0	0	3	2	.100
Plouffe	-	1	0	0	0	0	0	0	0	0	0	1	0	0	1.000
Polanco	.000	3	2	0	0	0	0	0	0	0	0	1	1	0	.333
Santana	.667	3	3	2	0	0	0	2	0	0	0	0	1	0	.667
Suzuki	.375	11	8	3	2	0	0	2	0	0	0	3	0	0	.545
Willingham	.000	2	2	0	0	0	0	0	0	0	0	0	2	0	.000
<b>TOTALS</b>	<b>.209</b>	<b>95</b>	<b>86</b>	<b>18</b>	<b>4</b>	<b>1</b>	<b>0</b>	<b>14</b>	<b>0</b>	<b>1</b>	<b>0</b>	<b>8</b>	<b>26</b>	<b>5</b>	<b>.274</b>

## TWINS ALL-TIME PINCH-HIT LEADERS

Player	Pinch-Hits	Years
Randy Bush	74	1982-93 (12)
Chip Hale	51	1989-96 (5)
Rich Reese	42	1964-73 (10)
Jose M. Morales	36	1978-80 (3)
Tony Oliva	32	1962-76 (15)
Frank Kastro	26	1964-65, 67-69 (5)
Don Mincher	25	1961-66 (6)

Player	Pinch-Hits	Years
Denny Hocking	25	1993-2003 (11)
Glenn Adams	24	1977-81 (5)
Bob Allison	24	1961-70 (10)
Steve Braun	24	1971-76 (6)
Craig Kusick	24	1973-79 (7)
Rich Rollins	24	1961-68 (8)
Gene Larkin	23	1987-93 (7)



# MISCELLANEOUS FIGURES — 2014

## TWINS AT A GLANCE IN 2014

Record: 70-92  
 Home Record: 35-46  
 Road Record: 35-46  
 Record in Series: 19-26-7  
 Series Openers: 17-35  
 Series Finales: 28-24  
 Rubber Games: 14-6  
 Sweeps/Swept: 3/7  
 March/April: 12-12  
 May: 13-16  
 June: 12-16  
 July: 11-15  
 August: 11-18  
 September: 11-15  
 vs. American League East: 14-18  
 vs. American League Central: 37-40  
 vs. American League West: 11-23  
 vs. National League: 8-11  
 Games vs. LH Starter: 24-32  
 Games vs. RH Starter: 46-60  
 Twins score first: 48-31  
 Opp. scores first: 22-61  
 Come-from-behind wins: 33  
 Leading after 7/8 inn.: 53-6/59-3



Trailing after 7/8 inn.: 7-76/4-80  
 Tied after 7/8 inn.: 10-10/7-9  
 Extra-innings: 6-7  
 1-run games: 21-24  
 Twins out-hit opp.: 42-12  
 Opp. out-hit Twins: 19-74  
 Twins/Opp. have = hits: 9-6  
 Twins get Quality Start: 47-19  
 Twins starter goes 6+ IP: 52-35  
 Most games over .500: 2, 5/21  
 Most games under .500: 24, 3x, 9/22  
 Longest winning-streak: 4, 6/19-22  
 Longest losing-streak: 5, 2x, 6/24-28  
 When Twins score 4+: 58-39  
 When Twins score 3-: 12-53  
 Team-high hits: 23, 8/3 at CWS  
 Team-high runs: 20, 8/22 vs. DET  
 Opp.-high hits: 19, 2x, last 9/7 vs. LAA  
 Opp.-high runs: 14, 6/8 vs. HOU  
 Twins get 10+ hits: 35-26  
 Walk-Off W/L: 7-7  
 Shutouts W/L: 7/12  
 Complete Games: 2, last 6/17 Hughes at BOS  
 Target Field Sellouts ('14/All-Time): -/152

## TWINS PACESETTERS OF 2014

### BATTING

Average: ..... Suzuki, 288  
 Runs: ..... Dozier, 112  
 Hits: ..... Dozier, 145  
 Bunt Hits: ..... Santana, 8  
 Singles: ..... Mauer/Suzuki, 93  
 Doubles: ..... Plouffe, 40  
 Triples: ..... Santana, 7  
 Home runs: ..... Dozier, 23

RBI: ..... Plouffe, 80  
 Total Bases: ..... Dozier, 249  
 Slugging Pct.: ..... Plouffe, 423  
 On-Base Pct.: ..... Mauer, 361  
 Games: ..... Dozier, 156  
 At-Bats: ..... Dozier, 598  
 Stolen Bases: ..... Dozier, 21  
 SB Pct.: ..... Santana, 83.3 (20-24)

Walks: ..... Dozier, 89  
 Strikeouts: ..... Dozier, 129  
 Fewest SO: ..... Suzuki (452 AB), 46  
 GDP: ..... Mauer/Plouffe, 12  
 Fewest GDP: ..... Escobar (433 AB), 6  
 Sacrifice Bunts: ..... Schafer, 5  
 Sacrifice Flies: ..... Dozier, 8  
 Hit-by-Pitch: ..... Dozier/Suzuki, 9

### PITCHING

ERA: ..... Hughes, 3.52  
 Wins: ..... Hughes, 16  
 Win Percentage: ..... Hughes, 615  
 Losses: ..... Correia, 13  
 Saves: ..... Perkins, 34  
 Games: ..... Fien, 73  
 Games Started: ..... Hughes, 32  
 Complete Games: ..... Hughes, Nolasco, 1

Shutouts: ..... None  
 Innings Pitched: ..... Hughes, 209.2  
 Relief Appearances: ..... Fien, 73  
 Games Finished: ..... Perkins, 56  
 Hits: ..... Hughes, 221  
 BA Against: ..... Gibson, 258  
 Home Runs: ..... Nolasco, 22  
 Runs: ..... Nolasco, 96

Earned Runs: ..... Nolasco, 95  
 Walks: ..... Gibson, 57  
 Intentional Walks: ..... Swarzak, 5  
 Strikeouts: ..... Hughes, 186  
 Hit Batsmen: ..... Deduno, 10  
 Wild Pitches: ..... Gibson, 11  
 Balks: ..... Deduno, 3  
 Pickoffs: ..... 4 Tied, 2

## TRADING REGULATIONS

Trade assignment waivers are required for any assignment of a player from a major league club to another major league club during the period commencing 4 p.m. (EST) on July 31 and ending at the close of the championship season. Trade assignment waivers may not be obtained between the close of a championship season and 4 p.m. (EST) on the following July 31.



# IT WON'T PACK YOUR BAG, BUT IT WILL TRACK IT.

Follow your bag through the trip with the Fly Delta app.  
Another feature of the #1-ranked airline app.



OFFICIAL AIRLINE OF THE  
MINNESOTA TWINS

Based on App Annie Rankings - Airline, July 2014.



DELTA



KEEP CLIMBING





**OPPONENTS**



# MAJOR LEAGUE BASEBALL



**Rob Manfred succeeded Bud Selig as Commissioner on January 25, 2015.**

245 Park Avenue  
New York, NY 10167  
(212) 931-7800  
FAX: (212) 949-5654  
[www.MLB.com](http://www.MLB.com)



## OFFICE OF THE COMMISSIONER

### EXECUTIVES

Rob Manfred	Commissioner of Baseball
Allan H. (Bud) Selig	Commissioner Emeritus
Rob Bowman	President, Business & Media
Pat Courtney	Chief Communications Officer
Dan Halem	Chief Legal Officer
Jonathan Mariner	Chief Investment Officer
Tony Petitti	Chief Operating Officer
Bob Starkey	Chief Financial Officer
Joe Torre	Chief Baseball Officer

### BASEBALL OPERATIONS

Kim Ng	Senior Vice President, Baseball Operations
Peter Woodfork	Senior Vice President, Baseball Operations
Joe Garagiola, Jr.	Senior Vice President, Standards & On-Field Operations
Roy Krasik	Senior Director, Major League Operations
Chris Haydock	Director, International Baseball Operations
Justin Klemm	Director, Instant Replay
Mark Letendre	Director, Umpire Medical Services
Randy Marsh	Director, Major League Umpires
Matt McKendry	Director, Umpire Administration
Rafael Perez	Director, Dominican Operations
Jeff Pfeifer	Director, Baseball Operations
Rich Rieker	Director, Umpire Development

### PUBLIC RELATIONS

**(212) 931-7878 • FAX (212) 949-5654**

Matt Bourne	Vice President, Business Public Relations
Michael Teevan	Vice President, Public Relations
John Blundell	Senior Director, Media Relations
Jeff Heckelman	Director, Business Public Relations
Dan Queen	Director, Business Public Relations
Donald Muller	Director, Media Relations
Steven Arocho	Manager, Business Public Relations
Lydia Devlin	Specialist, Media Relations
David Hochman	Specialist, Business Public Relations
Jennifer Zudonyi	Specialist, Business Public Relations
Sarah Leer	Coordinator, Business Public Relations
Ginger Dillon	Senior Administrative Assistant, Public Relations
John Thorn	Official Historian

### CLUB RELATIONS

Phyllis Merhige	Senior Vice President, Club Relations
Paul Koehler	Administrator, Club Relations
Angie Cintron	Senior Administrative Assistant, Club Relations

### CLUB RELATIONS & SCHEDULING

Katy Feeney	Senior Vice President, Scheduling & Club Relations
Bennett Shields	Senior Coordinator, Scheduling & Club Relations
Ana Cruz	Administrative Asst., Scheduling & Club Relations

### BROADCASTING

Chris Tully	Senior Vice President, Broadcasting
Bernadette McDonald	Vice President, Broadcast Operations
Susanne Hilgefort	Senior Director, Broadcasting Business Affairs
Chuck Torres	Director, Broadcasting Administration & Operations
Dewey Gong	Manager, Broadcasting
Pamela Brumley	Senior Administrative Assistant





# BALTIMORE ORIOLES

333 West Camden St., Baltimore, MD 21201  
1-888-848-BIRD, P.R. FAX: (410) 547-6272

**Stadium (Capacity)**..... Oriole Park at Camden Yards (45,971)  
**Dimensions (L-C-R)**..... 333-400-318

**Chairman of the Board/CEO**..... Peter Angelos  
**Executive Vice President, Baseball Operations**..... Dan Duquette  
**Field Manager**..... Buck Showalter  
**Director, Public Relations**..... Kristen Hudak  
**Manager, Media Relations**..... Jim Misudek

**2014 Record**..... 96-66, first place AL East

## 2014 Twins vs. Baltimore

5/2	BAL	L	0-3	8/30	at BAL	L	2-3
5/3	BAL	W	6-1	8/31	at BAL	L	8-12
5/4	BAL	W	5-2	9/1	at BAL	L	6-4
8/29	at BAL	L	1-9				

<b>Last Minnesota Sweep</b>	<b>at MIN</b>	<b>at BAL</b>
3-Game	April 2-4, 2007	July 22-24, 1996
4-Game	Never	August 23-26, 2007

<b>Last Baltimore Sweep</b>	<b>at MIN</b>	<b>at BAL</b>
3-Game	September 7-9, 1999	4/6-4/8/12
4-Game	August 22-25, 2011	July 1-3, 1966

## SERIES RESULTS, LAST 20 YEARS

YEAR	HOME	ROAD	TOTALS
1995	4-2	2-1	6-3
1996	1-5	4-2	5-7
1997	1-5	0-5	1-10
1998	2-3	1-4	3-7
1999	0-3	1-5	1-8
2000	2-4	1-2	3-6
2001	2-1	1-2	3-3
2002	1-2	0-3	1-5
2003	2-1	2-2	4-3
2004	1-2	4-2	5-4
2005	2-1	1-2	3-3
2006	2-1	4-2	6-3
2007	3-0	4-0	7-0
2008	1-2	2-1	3-3
2009	2-1	0-2	2-3
2010	2-2	3-1	5-3
2011	0-4	2-2	2-6
2012	2-2	0-3	2-5
2013	1-2	2-1	3-3
2014	2-1	1-3	3-4
<b>ALL-TIME</b>	<b>148-152</b>	<b>128-172</b>	<b>276-324</b>

**Won-Lost Record at Stadium**  
Metropolitan Stadium (1961-1981)..... 68-77  
Metrodome (1982-2009)..... 73-64  
Target Field (2010-present)..... 7-11  
Memorial Stadium (1961-1991)..... 88-117  
Oriole Park/Camden Yards (1992-present)..... 40-55

OPPONENTS



4 Yawkey Way, Boston, MA 02215  
(617) 226-6000, P.R. FAX: (617) 226-6740

**Stadium (Capacity)**..... Fenway Park (37,493 - Night, 37,065 - Day)  
**Dimensions (L-C-R)**..... 310-390-302

**Principal Owner**..... John Henry  
**Chairman**..... Tom Werner  
**President/Chief Executive Officer**..... Larry Lucchino  
**Executive Vice President/General Manager**..... Ben Cherington  
**Field Manager**..... John Farrell  
**Director, Media Relations**..... Kevin Gregg  
**Manager, Media Relations & Baseball Information**..... Jon Shestakofsky  
**Manager, Media Relations**..... Abby DiCiccio

**2014 Record**..... 71-91, fifth place AL East

## 2014 Twins vs. Boston

5/13	BOS	W	8-6	6/16	at BOS	L	0-1
5/14	BOS	L	4-9	6/17	at BOS	L	1-2
5/15	BOS	W	4-3	6/18	at BOS	L	1-2

<b>Last Minnesota Sweep</b>	<b>at MIN</b>	<b>at BOS</b>
3-Game	June 13-15, 2006	June 13-15, 1994
4-Game	August 1-4, 1966	July 18-21, 1991

<b>Last Boston Sweep</b>	<b>at MIN</b>	<b>at BOS</b>
3-Game	May 17-19, 2013	June 16-18
4-Game	July 3-6, 2000	August 14-17, 1997

## SERIES RESULTS, LAST 20 YEARS

YEAR	HOME	ROAD	TOTALS
1995	2-2	2-3	4-5
1996	4-2	2-4	6-6
1997	2-3	1-5	3-8
1998	3-2	3-3	6-5
1999	3-3	1-3	4-6
2000	0-4	2-4	2-8
2001	2-1	1-2	3-3
2002	2-1	1-2	3-3
2003	2-1	2-1	4-2
2004	2-1	2-1	4-2
2005	2-1	0-3	2-4
2006	3-0	2-1	5-1
2007	1-2	2-2	3-4
2008	3-1	0-3	3-4
2009	2-2	0-2	2-4
2010	2-1	0-2	2-3
2011	1-2	1-3	2-5
2012	0-3	3-1	3-4
2013	0-3	3-1	3-4
2014	2-1	0-3	2-4
<b>ALL-TIME</b>	<b>172-126</b>	<b>126-172</b>	<b>298-298</b>

**Won-Lost Record at Stadium**  
Metropolitan Stadium (1961-1981)..... 87-58  
Metrodome (1982-2009)..... 80-58  
Target Field (2010-present)..... 5-10  
Fenway Park (1961-present)..... 126-172





# CHICAGO WHITE SOX

333 West 35th St., Chicago, IL 60616  
(312) 674-1000, P.R. FAX: (312) 674-5847

Stadium (Capacity)..... U.S. Cellular Field (40,615)  
Dimensions (L-C-R)..... 330-400-335

Chairman..... Jerry Reinsdorf  
Senior Vice President, General Manager..... Rick Hahn  
Field Manager..... Robin Ventura  
Director, Media Relations..... Bob Beghtol  
Manager, Media Relations..... Ray Garcia

2014 Record..... 73-89, fourth place AL Central

## 2014 Twins vs. Chicago

3/31 at CWS L 3-5	7/27 CWS W 4-3
4/2 at CWS L 6-7	8/1 at CWS L 8-10
4/3 at CWS W 10-9	8/2 at CWS W 8-6
6/19 CWS W 4-2	8/3 at CWS W 16-3
6/20 CWS W 5-4	9/2 CWS L 3-6
6/21 CWS W 4-3	9/3 CWS W 11-4
6/22 CWS W 6-5	9/13 (1) at CWS L 1-5
7/24 CWS L 2-5	9/13 (2) at CWS L 6-7
7/25 CWS L 5-9	9/14 at CWS W 6-4
7/26 CWS L 0-7	

Last Minnesota Sweep at MIN at CWS  
3-Game June 18-20, 2013 September 14-16, 2010  
4-Game June 19-22, 2014 June 22-24, 1979  
Last Chicago Sweep at MIN at CWS  
3-Game September 14-16, 2012 July 23-25, 2012  
4-Game Never June 6-9, 2008

## SERIES RESULTS, LAST 20 YEARS

YEAR	HOME	ROAD	TOTALS
1995	2-5	1-5	3-10
1996	4-2	3-4	7-6
1997	3-3	3-3	6-6
1998	3-3	3-3	6-6
1999	2-4	1-4-1	3-8-1
2000	2-4	3-3	5-7
2001	7-2	7-3	14-5
2002	7-3	4-5	11-8
2003	7-2	3-7	10-9
2004	4-6	6-3	10-9
2005	3-6	4-5	7-11
2006	5-5	5-4	10-9
2007	5-4	4-5	9-9
2008	8-1	2-8	10-9
2009	7-2	5-4	12-6
2010	6-3	7-2	13-5
2011	3-6	6-3	9-9
2012	2-7	2-7	4-14
2013	5-5	6-3	11-8
2014	6-4	4-5	10-9
ALL-TIME	237-184	204-216-1	441-340-3

## Won-Lost Record at Stadium

Metropolitan Stadium (1961-1981)..... 101-70-2  
Metrodome (1982-2009)..... 114-89  
Target Field (2010-present)..... 22-25  
Comiskey Park (1961-1990)..... 119-114  
U.S. Cellular Field (1991-present)..... 85-102-1



# CLEVELAND INDIANS

2401 Ontario St., Cleveland, OH 44115  
(216) 420-4200, P.R. FAX: (216) 420-4430

Stadium (Capacity)..... Progressive Field (36,675)  
Dimensions (L-C-R)..... 325-405-325

Owner & Chief Executive Officer..... Paul J. Dolan  
President..... Mark Shapiro  
Executive Vice President, General Manager..... Chris Antonetti  
Field Manager..... Terry Francona  
Director, Baseball Information..... Bart Swain  
Asst. Director, Baseball Information..... Court Berry-Tripp

2014 Record..... 85-77, third place AL Central

## 2014 Twins vs. Cleveland

4/4 at CLE L 6-7	8/19 CLE L 5-7
4/5 at CLE W 10-9	8/20 CLE L 0-5
4/6 at CLE W 10-7	8/21 CLE W 4-1
5/5 at CLE W 1-0	9/9 at CLE W 4-3
5/6 at CLE L 2-4	9/11 (1) at CLE L 2-8
5/7 at CLE L 3-4	9/11 (2) at CLE L 0-2
5/8 at CLE L 4-9	9/19 CLE W 5-4
7/21 CLE W 4-3	9/20 CLE L 3-7
7/22 CLE L 2-8	9/21 CLE L 2-7
7/23 CLE W 3-1	

Last Minnesota Sweep at MIN at CLE  
3-Game July 27-29, 2012 June 14-16, 1991  
4-Game June 7-10, 1991 Never  
Last Cleveland Sweep at MIN at CLE  
3-Game September 16-18, 2011 September 15-1, 2008  
4-Game September 26-29, 2013 April 8-11, 2002

## SERIES RESULTS, LAST 20 YEARS

YEAR	HOME	ROAD	TOTALS
1995	2-5	2-4	4-9
1996	2-4	1-6	3-10
1997	1-5	3-3	4-8
1998	4-2	2-4	6-6
1999	1-5	2-4	3-9
2000	4-2	4-3	8-5
2001	3-7	2-7	5-14
2002	7-2	4-6	11-8
2003	4-6	6-3	10-9
2004	7-2	5-5	12-7
2005	5-4	4-6	9-10
2006	6-3	5-5	11-8
2007	2-7	2-7	4-14
2008	7-2	3-6	10-8
2009	6-3	4-5	10-8
2010	6-3	6-3	12-6
2011	4-5	3-6	7-11
2012	6-3	6-3	12-6
2013	3-7	3-6	6-13
2014	4-5	4-6	8-11
ALL-TIME	207-182-1	168-219	375-401-1

## Won-Lost Record at Stadium

Metropolitan Stadium (1961-1981)..... 75-70-1  
Metrodome (1982-2009)..... 109-89  
Target Field (2010-present)..... 23-23  
Cleveland Stadium (1961-1993)..... 96-116  
Progressive Field (1994-present)..... 72-103





# DETROIT TIGERS

2100 Woodward Ave., Detroit, MI 48201  
(313) 471-2000, P.R. FAX: (313) 471-2138

**Stadium (Capacity)**..... Comerica Park (41,574)  
**Dimensions (L-C-R)**..... 345-420-330

**Owner/Director**..... Michael Ilitch  
**President, CEO & General Manager**..... David Dombrowski  
**Field Manager**..... Brad Ausmus  
**Vice President, Communications**..... Ron Colangelo  
**Director, Media Relations**..... Aileen Villarreal

**2014 Record**..... 90-72, first place AL Central

## 2014 Twins vs. Detroit

4/25 DET L 6-10	8/23 (2) DET L 6-8
4/26 DET W 5-3	8/24 DET L 4-13
5/9 at DET W 2-1	9/15 DET L 6-8
5/10 at DET L 3-9	9/16 DET W 4-3
5/11 at DET W 4-3	9/17 DET W 8-4
6/13 at DET W 2-0	9/25 at DET L 2-4
6/14 at DET L 9-12	9/26 at DET W 11-4
6/15 at DET L 3-4	9/27 at DET W 12-3
8/22 DET W 4-1	9/28 at DET L 0-3
8/23 (1) DET W 12-4	

**Last Minnesota Sweep**..... at MIN  
3-Game May 3-5, 2010 August 8-10, 2003  
4-Game Never September 10-13, 2004  
**Last Detroit Sweep**..... at MIN  
3-Game May 25-27, 2012 September 9-11, 2011  
4-Game Never May 27-29, 1983

## SERIES RESULTS, LAST 20 YEARS

YEAR	HOME	ROAD	TOTALS
1995	2-4	3-3	5-7
1996	3-3	3-3	6-6
1997	5-1	2-3	7-4
1998	2-4	2-4	4-8
1999	2-4	4-2	6-6
2000	4-3	2-4	6-7
2001	8-1	7-3	15-4
2002	9-1	5-3	14-4
2003	8-1	7-3	15-4
2004	5-5	7-2	12-7
2005	7-2	4-6	11-8
2006	6-4	2-7	8-11
2007	1-8	5-4	6-12
2008	6-3	5-4	11-7
2009	8-2	4-5	12-7
2010	7-2	2-7	9-9
2011	2-7	2-7	4-14
2012	2-7	6-3	8-10
2013	4-5	4-6	8-11
2014	5-4	5-5	10-9
<b>ALL-TIME</b>	<b>216-175</b>	<b>194-194-1</b>	<b>409-369-1</b>

**Won-Lost Record at Stadium**  
Metropolitan Stadium (1961-1981)..... 81-67  
Metrodome (1982-2009)..... 114-83  
Target Field (2010-present)..... 20-25  
Tiger Stadium (1961-1999)..... 127-125-1  
Comerica Park (2000-present)..... 67-69

OPPONENTS



P.O. Box 288, Houston, TX 77001-0288  
(713) 259-8000, P.R. FAX: (713) 259-8032

**Stadium (Capacity)**..... Minute Maid Park (41,574)  
**Dimensions (L-C-R)**..... 315-435-326

**Owner and Chairman**..... Jim Crane  
**President, Business Operations**..... Reid Ryan  
**General Manager**..... Jeff Luhnow  
**Field Manager**..... A.J. Hinch  
**Vice President, Media Relations**..... Gene Dias  
**Managers, Media Relations**..... Steve Grande/Dena Propis

**2014 Record**..... 70-92, fourth place AL West

## 2014 Twins vs. Houston

6/6 HOU L 4-5	8/11 at HOU W 4-2
6/7 HOU W 8-0	8/12 at HOU L 4-10
6/8 HOU L 5-14	8/13 at HOU W 3-1

**Last Minnesota Sweep**..... at MIN  
3-Game August 2-4, 2013  
4-Game Never

**Last Houston Sweep**..... at MIN  
3-Game Never  
4-Game Never

# HOUSTON ASTROS

## ALL-TIME SERIES RESULTS

YEAR	HOME	ROAD	TOTALS
1997	--	2-1	2-1
1998	--	1-1	1-1
1999	1-2	--	1-2
2000	--	2-1	2-1
2001	2-1	--	2-1
2006	--	2-1	2-1
2009	1-2	--	1-2
2013	3-0	2-1	5-1
2014	1-2	2-1	3-3
<b>ALL-TIME</b>	<b>8-7</b>	<b>11-6</b>	<b>19-13</b>

**Won-Lost Record at Stadium**  
Metrodome (1999-2009)..... 4-5  
Target Field (2010-present)..... 4-2  
Astrodome (1997-2000)..... 5-3  
Minute Maid Park (2006-present)..... 6-3





# KANSAS CITY ROYALS

One Royal Way, Kansas City, MO 64129  
(816) 921-8000, P.R. FAX: (816) 921-5775

Stadium (Capacity).....Kauffman Stadium (37,903)  
Dimensions (L-C-R).....330-410-330

Owner/CEO.....David Glass  
President.....Dan Glass  
Senior Vice President, Baseball Operations/General Manager.....Dayton Moore  
Field Manager.....Ned Yost  
Vice President, Communications & Broadcasting.....Mike Swanson  
Assistant Director, Communications.....Mike Cummings

2014 Record.....89-73, second place AL Central (wildcard)

## 2014 Twins vs. Kansas City

4/11	KC	W	10-1	7/30	at KC	L	2-3
4/12	KC	W	7-1	7/31	at KC	L	3-6
4/13	KC	W	4-3	8/15	KC	L	5-6
4/18	at KC	L	0-5	8/16	KC	W	4-1
4/19	at KC	L	4-5	8/17	KC	L	6-12
4/20	at KC	W	8-3	8/18	KC	L	4-6
6/30	KC	L	1-6	8/26	at KC	L	1-2
7/1	KC	W	10-2	8/27	at KC	L	1-6
7/2	KC	L	0-4	8/28	at KC	W	11-5
7/29	at KC	W	2-1				

Last Minnesota Sweep at MIN at KC  
3-Game April 11-13, 2014 July 26-28, 2010  
4-Game June 29-July 2, 1970 June 2-5, 2011

Last Kansas City Sweep at MIN at KC  
3-Game August 27-29, 2013 April 8-10, 2013  
4-Game May 7-10, 1999 August 4-7, 1975

## SERIES RESULTS, LAST 20 YEARS

YEAR	HOME	ROAD	TOTALS
1995	2-4	5-2	7-6
1996	4-3	3-3	7-6
1997	2-4	3-3	5-7
1998	1-5	4-2	5-7
1999	3-4	5-1	8-5
2000	4-2	1-5	5-7
2001	7-3	6-3	13-6
2002	6-3	8-2	14-5
2003	5-5	3-6	8-11
2004	8-1	4-6	12-7
2005	6-3	7-3	13-6
2006	5-4	7-3	12-7
2007	5-4	4-5	9-9
2008	5-4	7-2	12-6
2009	5-4	7-2	12-6
2010	7-2	6-3	13-5
2011	6-3	4-5	10-8
2012	5-4	6-3	11-7
2013	2-8	2-7	4-15
2014	5-5	3-6	8-11
ALL-TIME	197-159	176-182	373-341

## Won-Lost Record at Stadium

Metropolitan Stadium (1961-1981).....59-47  
Metrodome (1982-2009).....113-90  
Target Field (2010-present).....25-22  
Municipal Stadium (1969-1972).....17-19  
Kauffman Stadium (1973-present).....159-163



# LOS ANGELES ANGELS

2000 Gene Autry Way, Anaheim, CA 92806  
(714) 940-2000, P.R. FAX: (714) 940-2205

Stadium (Capacity).....Angel Stadium of Anaheim (45,493)  
Dimensions (L-C-R).....347-396-348

Owner.....Arte Moreno  
President.....John Carpino  
General Manager.....Jerry Dipoto  
Field Manager.....Mike Scioscia  
Vice President, Communications.....Tim Mead  
Director, Communications.....Eric Kay

2014 Record.....98-64, first place AL West

## 2014 Twins vs. Los Angeles

6/24	at LAA	L	6-8	9/5	LAA	L	6-7
6/25	at LAA	L	2-6	9/6	LAA	L	5-8
6/26	at LAA	L	4-6	9/7	LAA	L	4-14
9/4	LAA	L	4-5				

Last Minnesota Sweep at MIN at LAA  
3-Game April 15-16, September 9, 2013 August 6-8, 1996  
4-Game September 27-30, 1993 September 22-25, 1988

Last Los Angeles Sweep at MIN at LAA  
3-Game July 31-August 2, 2009 June 24-26, 2014  
4-Game September 4-7, 2014 Never

## SERIES RESULTS, LAST 20 YEARS

YEAR	HOME	ROAD	TOTALS
1995	3-4	2-4	5-8
1996	5-1	3-3	8-4
1997	4-2	3-2	7-4
1998	2-4	3-2	5-6
1999	1-3	3-3	4-6
2000	1-5	2-2	3-7
2001	2-1	4-2	6-3
2002	3-3	2-1	5-4
2003	2-1	2-4	4-5
2004	3-3	1-2	4-5
2005	3-4	1-2	4-6
2006	1-2	1-2	2-4
2007	2-1	1-5	3-6
2008	1-3	2-2	3-5
2009	3-3	1-3	4-6
2010	2-1	3-1	5-2
2011	1-2	2-4	3-6
2012	3-3	0-3	3-6
2013	3-0	2-1	5-1
2014	0-4	0-3	0-7
ALL-TIME	167-181	164-180	331-358

## Won-Lost Record at Stadium

Metropolitan Stadium (1961-1981).....83-89  
Metrodome (1982-2009).....75-82  
Target Field (2010-present).....9-10  
Wrigley Field (1961).....4-5  
Dodger Stadium (1962-1965).....19-17  
Angel Stadium (1966-present).....141-158





# NEW YORK YANKEES

One East 161st St., Bronx, NY 10451  
(718) 293-4300, P.R.: (718) 579-4460

Stadium (Capacity).....Yankee Stadium (49,638)  
Dimensions (L-C-R).....318-408-314

Managing General Partner/Co-Chairperson.....Hal Z. Steinbrenner  
General Partner/Co-Chairperson.....Hank G. Steinbrenner  
President.....Randy Levine  
Senior Vice President/General Manager.....Brian Cashman  
Field Manager.....Joe Girardi  
Executive Director, Communications & Media Relations.....Jason Zillo  
Assistant Director, Baseball Information & Public Communications.....Michael Margolis

2014 Record.....84-78, second place AL East

## 2014 Twins vs. New York

5/30	at NYY	W	6-1	7/4	NYY	L	5-6
5/31	at NYY	L	1-3	7/5	NYY	W	2-1
6/1	at NYY	W	7-2	7/6	NYY	L	7-9
7/3	NYY	L	4-7				

Last Minnesota Sweep at MIN at NYY  
3-Game September 6-8, 1991 August 9-11, 1968  
4-Game July 3-5, 1967 Never

Last New York Sweep at MIN at NYY  
3-Game July 7-9, 2009 July 21-23, 2008  
4-Game July 1-4, 2013 May 15-18, 2009

## SERIES RESULTS, LAST 20 YEARS

YEAR	HOME	ROAD	TOTALS
1995	1-2	2-2	3-4
1996	3-4	2-3	5-7
1997	1-5	2-3	3-8
1998	3-2	1-5	4-7
1999	2-4	2-2	4-6
2000	2-2	3-3	5-5
2001	2-1	2-1	4-2
2002	0-3	0-3	0-6
2003	0-4	0-3	0-7
2004	2-1	0-3	2-4
2005	2-1	1-2	3-3
2006	2-1	1-2	3-3
2007	1-2	1-3	2-5
2008	4-3	0-3	4-6
2009	0-3	0-4	0-7
2010	1-2	1-2	2-4
2011	1-3	1-3	2-6
2012	1-2	2-2	3-4
2013	0-4	2-1	2-5
2014	1-3	2-1	3-4
ALL-TIME	137-168	115-179-1	252-347-1

## Won-Lost Record at Stadium

Metropolitan Stadium (1961-1981).....	69-77
Metrodome (1982-2009).....	64-77
Target Field (2010-present).....	4-14
Yankee Stadium (1961-73/76-08).....	103-159-1
Shea Stadium (1974-1975).....	4-7
Yankee Stadium (2009-present).....	8-13

OPPONENTS



7000 Coliseum Way, Oakland, CA 94621  
(510) 638-4900, P.R. FAX: (510) 562-1633

Stadium (Capacity).....Overstock.com (O.co) Coliseum (35,067)  
Dimensions (L-C-R).....330-400-330

Managing Partner.....Lewis Wolff  
President.....Michael Crowley  
Vice President & General Manager.....Billy Beane  
Field Manager.....Bob Melvin  
Manager, Baseball Information.....Mike Selleck  
Player & Media Relations Manager.....Adam Loberstein

2014 Record.....88-74, second place AL West (wildcard)

## 2014 Twins vs. Oakland

4/7	OAK	L	3-8	8/8	at OAK	L	5-6
4/9	OAK	L	4-7	8/9	at OAK	L	4-9
4/10	OAK	L	1-6	8/10	at OAK	W	6-1
8/7	at OAK	L	0-3				

Last Minnesota Sweep at MIN at OAK  
3-Game May 28-30, 2012 July 18-20, 1997  
4-Game July 12-15, 2007 August 13-15, 1993

Last Oakland Sweep at MIN at OAK  
3-Game April 7-10, 2014 August 30-September 1, 2002  
4-Game April 9-12, 1981 September 19-22, 2013

# OAKLAND ATHLETICS

## SERIES RESULTS, LAST 20 YEARS

YEAR	HOME	ROAD	TOTALS
1995	3-3	2-4	5-7
1996	4-3	2-4	6-7
1997	3-2	4-2	7-4
1998	1-4	3-3	4-7
1999	5-1	2-4	7-5
2000	1-5	4-2	5-7
2001	3-3	2-1	5-4
2002	1-2	2-4	3-6
2003	6-0	2-1	8-1
2004	1-3	1-2	2-5
2005	1-3	3-3	4-6
2006	5-1	1-3	6-4
2007	4-0	1-2	5-2
2008	2-1	3-4	5-5
2009	1-2	3-4	4-6
2010	4-2	2-1	6-3
2011	1-2	3-2	4-4
2012	3-3	1-2	4-5
2013	1-2	0-4	1-6
2014	0-3	1-3	1-6
ALL-TIME	164-129	127-161	291-290

## Won-Lost Record at Stadium

Metropolitan Stadium (1968-1981).....	69-46
Metrodome (1982-2009).....	86-71
Target Field (2010-present).....	9-12
Overstock.com Coliseum (1968-present)....	127-161





# SEATTLE MARINERS

1250 First Avenue South, Seattle, WA 98134  
Mailing Address: P.O. Box 4100, Seattle, WA 98194  
(206) 346-4000, P.R. FAX: (206) 346-4400

Stadium (Capacity)..... Safeco Field (47,574)  
Dimensions (L-C-R)..... 331-401-326

Chairman/CEO..... Howard Lincoln  
President/COO..... Kevin Mather  
Executive VP, Baseball Operations/General Manager..... Jack Zduriencik  
Field Manager..... Lloyd McClendon  
Senior Director, Baseball Information..... Tim Hevy  
Assistant Director, Baseball Information..... Jeff Evans

2014 Record..... 87-75, third place AL West

## 2014 Twins vs. Seattle

5/16	SEA	W	5-4	7/8	at SEA	W	2-0
5/17	SEA	W	4-3	7/9	at SEA	W	8-1
5/18	SEA	L	2-6	7/10	at SEA	W	4-2
7/7	at SEA	L	0-2				

Last Minnesota Sweep..... at MIN..... at SEA  
3-Game..... July 30-August 1, 2010..... April 17-19, 2007  
4-Game..... April 25-28, 1991..... Never

Last Seattle Sweep..... at MIN..... at SEA  
3-Game..... September 13-15, 1996..... August 17-19, 2012  
4-Game..... May 29-June 1, 2003..... Never



One Tropicana Drive, St. Petersburg, FL 33705  
(727) 825-3242, P.R. FAX: (727) 825-3111

Stadium (Capacity)..... Tropicana Field (31,042)  
Dimensions (L-C-R)..... 315-404-322

Principal Owner..... Stuart Sternberg  
President..... Brad Auld  
President, Baseball Operations..... Matt Silverman  
Field Manager..... Kevin Cash  
Vice President, Communications..... Rick Vaughn  
Senior Director, Communications..... Dave Haller

2014 Record..... 77-85, fourth place AL East

## 2014 Twins vs. Tampa Bay

4/22	at TB	L	3-7	7/18	TB	L	2-6
4/23	at TB	W	6-4	7/19	TB	L	1-5
4/24	at TB	W	9-7	7/20	TB	L	3-5

Last Minnesota Sweep..... at MIN..... at TB  
3-Game..... July 1-3, 2005..... May 6-8, 2005  
4-Game..... July 17-20, 2006..... Never

Last Tampa Bay Sweep..... at MIN..... at TB  
3-Game..... July 18-20, 2014..... Never  
4-Game..... Never..... July 8-11, 2013

## SERIES RESULTS, LAST 20 YEARS

YEAR	HOME	ROAD	TOTALS
1995	2-4	2-4	4-8
1996	1-5	5-1	6-6
1997	2-4	3-2	5-6
1998	0-6	2-3	2-9
1999	3-3	1-5	4-8
2000	2-4	1-5	3-9
2001	1-5	0-3	1-8
2002	2-1	3-3	5-4
2003	1-5	2-1	3-6
2004	3-0	2-4	5-4
2005	3-1	3-3	6-4
2006	4-1	1-2	5-3
2007	1-2	5-1	6-3
2008	3-0	2-4	5-4
2009	4-3	1-2	5-5
2010	3-0	3-4	6-4
2011	2-4	1-1	3-5
2012	1-3	1-5	2-8
2013	2-1	2-2	4-3
2014	2-1	3-1	5-2
ALL-TIME	113-98-1	92-118	205-216-1

## Won-Lost Record at Stadium

Metropolitan Stadium (1961-1981)..... 17-18-1  
Metrodome (1982-2009)..... 86-71  
Target Field (2010-present)..... 10-9  
Kingdome (1977-1999)..... 61-75  
Safeco Field (1999-present)..... 31-46

# TAMPA BAY RAYS

## ALL-TIME SERIES RESULTS

YEAR	HOME	ROAD	TOTALS
1998	4-2	3-2	7-4
1999	1-3	4-2	5-5
2000	3-3	1-3	4-6
2001	1-2	0-4	1-6
2002	4-0	1-2	5-2
2003	3-0	3-0	6-0
2004	3-3	1-2	4-5
2005	3-0	3-0	6-0
2006	4-0	2-1	6-1
2007	2-2	1-2	3-4
2008	1-1	2-2	3-3
2009	2-1	1-2	3-3
2010	1-3	2-2	3-5
2011	2-4	1-3	3-7
2012	0-3	1-2	1-5
2013	1-2	0-4	1-6
2014	0-3	2-1	2-4
ALL-TIME	35-32	28-34	63-66

## Won-Lost Record at Stadium

Metrodome (1998-2009)..... 31-17  
Target Field (2010-present)..... 4-15  
Tropicana Field (1998-present)..... 28-34





1000 Ballpark Way, Arlington, TX 76011  
(817) 273-5222, P.R. FAX: (817) 273-5110

Stadium (Capacity).....Globe Life Park in Arlington (48,114)  
Dimensions (L-C-R).....332-400-325

Co-Chairmen.....Ray C. Davis, Bob R. Simpson  
President, Baseball Operations and General Manager.....Jon Daniels  
Field Manager.....Jeff Banister  
Executive Vice President, Communications.....John Blake  
Senior Director, Media Relations.....Rich Rice

2014 Record.....67-95, fifth place AL West

#### 2014 Twins vs. Texas Rangers

5/26	TEX	L	2-7	6/27	at TEX	L	4-5
5/27	TEX	W	4-3	6/28	at TEX	L	0-5
5/28	TEX	L	0-1	6/29	at TEX	W	3-2
5/29	TEX	L	4-5				

Last Minnesota Sweep.....at MIN.....at TEX  
3-Game.....September 3-5, 2010.....September 7-9, 1976  
4-Game.....Never.....Never

Last Texas Sweep.....at MIN.....at TEX  
3-Game.....April 13-15, 2012.....July 8-10, 2003  
4-Game.....April 22-25, 1999.....June 26-28, 1987

# TEXAS RANGERS

## SERIES RESULTS, LAST 20 YEARS

YEAR	HOME	ROAD	TOTALS
1995	3-3	2-5	5-8
1996	3-3	4-2	7-5
1997	1-4	2-4	3-8
1998	3-2	4-2	7-4
1999	0-6	0-6	0-12
2000	5-1	3-3	8-4
2001	1-2	3-3	4-5
2002	4-2	2-1	6-3
2003	3-0	2-4	5-4
2004	3-0	2-2	5-2
2005	2-4	1-2	3-6
2006	1-2	3-3	4-5
2007	5-1	2-1	7-2
2008	4-3	1-2	5-5
2009	2-1	4-3	6-4
2010	6-0	1-3	7-3
2011	3-1	2-2	5-3
2012	0-3	2-5	2-8
2013	2-2	2-1	4-3
2014	1-3	1-2	2-5
ALL-TIME	139-117	117-145	256-261

**Won-Lost Record at Stadium**  
Metropolitan Stadium (1961-1981).....42-37  
Metrodome (1982-2009).....85-70  
Target Field (2010-present).....12-9  
Arlington Stadium (1972-1993).....71-86  
Globe Life Park in Arlington (1994-present).....46-59

OPPONENTS



1 Blue Jays Way, Suite 3200, Toronto, Ontario M5V 1J1  
(416) 341-1000, P.R. FAX: (416) 341-1250

Stadium (Capacity).....Rogers Centre (49,286)  
Dimensions (L-C-R).....328-400-328

Vice Chairman, Rogers Communications Inc.....Phil Lind  
President & Chief Executive Officer, Blue Jays.....Paul Beeston  
Senior Vice President, Baseball Ops./General Manager.....Alex Anthopoulos  
Field Manager.....John Gibbons  
Vice President, Communications.....Jay Stenhouse  
Manager, Baseball Information.....Mal Romanin

2014 Record.....83-79, third place AL East

#### 2014 Twins vs. Toronto

4/15	TOR	L	3-9	6/9	at TOR	L	4-5
4/17 (1)	TOR	W	7-0	6/10	at TOR	W	4-0
4/17 (2)	TOR	W	9-5	6/11	at TOR	W	7-2

Last Minnesota Sweep.....at MIN.....at TOR  
3-Game.....July 26-28, 2002.....April 11-13, 2003  
4-Game.....July 21-23, 1979.....Never

Last Toronto Sweep.....at MIN.....at TOR  
3-Game.....September 6-8, 2013.....October 1-3, 2012  
4-Game.....Never.....Never

# TORONTO BLUE JAYS

## SERIES RESULTS, LAST 20 YEARS

YEAR	HOME	ROAD	TOTALS
1995	0-2	1-2	1-4
1996	4-2	4-3	8-5
1997	2-4	1-4	3-8
1998	3-3	1-4	4-7
1999	3-3	1-3	4-6
2000	2-1	3-3	5-4
2001	1-3	1-2	2-5
2002	3-0	3-1	6-1
2003	0-3	3-0	3-3
2004	2-1	2-1	4-2
2005	2-1	2-1	4-2
2006	1-3	1-2	2-5
2007	4-3	0-3	4-6
2008	0-3	0-3	0-6
2009	1-3	2-2	3-5
2010	1-3	2-3	3-6
2011	0-3	1-2	1-5
2012	2-2	0-3	2-5
2013	0-3	1-2	1-5
2014	2-1	2-1	4-2
ALL-TIME	87-96	72-107	158-204

**Won-Lost Record at Stadium**  
Metropolitan Stadium (1961-1981).....20-5  
Metrodome (1982-2009).....62-79  
Target Field (2010-present).....5-12  
Exhibition Stadium (1977-May 1989).....30-40  
Rogers Centre (June 1989-present).....41-68





# ARIZONA DIAMONDBACKS

401 East Jefferson St., Phoenix, AZ 85004  
(602) 462-6000, P.R. FAX: (602) 462-6600

Stadium (Capacity).....Chase Field (48,519)  
Dimensions (L-C-R).....330-407-335

Managing General Partner.....Ken Kendrick  
President & Chief Executive Officer.....Derrick Hall  
Chief Baseball Officer.....Tony La Russa  
Senior Vice President & General Manager.....Dave Stewart  
Field Manager.....Chip Hale  
Senior Vice President, Communications.....Josh Rawitch  
Director, Player and Media Relations.....Casey Wilcox  
Senior Manager, Player and Media Relations.....Pat O'Connell

2014 Record.....64-98, fifth place NL West

## 2014 Twins vs. Arizona

9/22 ARI L 2-6 9/24 ARI W 2-1  
9/23 ARI W 6-3

Last Minnesota Sweep at MIN at ARI  
3-Game June 20-22, 2008 Never  
4-Game Never Never

Last Arizona Sweep at MIN at ARI  
3-Game Never May 20-22, 2011  
4-Game Never Never

## ALL-TIME SERIES RESULTS

YEAR	HOME	ROAD	TOTALS
2003	1-2	-	1-2
2004	-	2-1	2-1
2005	-	2-1	2-1
2008	3-0	-	3-0
2011	-	0-3	0-3
2014	2-1	-	2-1
<b>ALL-TIME</b>	<b>6-3</b>	<b>4-5</b>	<b>10-8</b>

## Won-Lost Record at Stadium

Metrodome (2003-2008).....4-2  
Target Field (2010-present).....2-1  
Chase Field (2004-present).....4-5



755 Hank Aaron Drive, Atlanta, GA 30315  
(404) 522-7630, P.R. FAX: (404) 614-1391

Stadium (Capacity).....Turner Field (49,393)  
Dimensions (L-C-R).....335-400-330

Chairman & Chief Executive Officer.....Terry McGuirk  
President.....John Schuerholz  
President, Baseball Operations.....John Hart  
Field Manager.....Fred Gonzalez  
Director, Media Relations.....Brad Hainje  
Manager, Media Relations.....Adrienne Midgley

2014 Record.....79-83, second place NL East

## 2014 Twins vs. Atlanta

Last Minnesota Sweep at MIN at ATL  
3-Game June 12-14, 2007 Never  
4-Game Never Never

Last Atlanta Sweep at MIN at ATL  
3-Game Never May 20-22, 2013  
4-Game Never Never

## ALL-TIME SERIES RESULTS

YEAR	HOME	ROAD	TOTALS
2002	1-2	-	1-2
2007	3-0	-	3-0
2010	1-2	-	1-2
2013	-	0-3	0-3
<b>ALL-TIME</b>	<b>5-4</b>	<b>0-3</b>	<b>5-7</b>

## Won-Lost Record at Stadium

Metrodome (2002-07).....4-2  
Target Field (2010-present).....1-2  
Turner Field (2013-present).....0-3





1060 West Addison St., Chicago, IL 60613-4397  
(773) 404-2827, P.R. FAX: (773) 404-4129

Stadium (Capacity).....Wrigley Field (41,072)  
Dimensions (L-C-R).....355-400-353

Chairman.....Tom Ricketts  
President, Baseball Operations.....Theo Epstein  
Executive Vice President, General Manager.....Jed Hoyer  
Field Manager.....Joe Maddon  
Director, Media Relations.....Peter Chase  
Assistant Director, Media Relations.....Jason Carr

2014 Record.....73-89, fifth place NL Central

2014 Twins vs. Chicago  
None

Last Minnesota Sweep.....at MIN.....at CHC  
3-Game.....June 23-25, 2006.....Never  
4-Game.....Never.....Never

Last Chicago Sweep.....at MIN.....at CHC  
3-Game.....Never.....June 15-17, 2001  
4-Game.....Never.....Never

## CHICAGO CUBS

### ALL-TIME SERIES RESULTS

YEAR	HOME	ROAD	TOTALS
1997	--	1-2	1-2
1998	2-1	--	2-1
1999	--	1-2	1-2
2000	1-2	--	1-2
2001	--	0-3	0-3
2006	3-0	--	3-0
2009	--	2-1	2-1
2012	2-1	--	2-1
<b>ALL-TIME</b>	<b>8-4</b>	<b>4-8</b>	<b>12-12</b>

### Won-Lost Record at Stadium

Metrodome (1998-2006)	6-3
Target Field (2010-present)	2-1
Wrigley Field (1997-present)	4-8



100 Joe Nuxhall Way, Cincinnati, OH 45202  
(513) 765-7800, P.R. FAX: (513) 765-7180

Stadium (Capacity).....Great American Ball Park (42,271)  
Dimensions (L-C-R).....328-404-325

President & Chief Executive Officer.....Bob Castellini  
President, Baseball Operations/General Manager.....Walt Jocketty  
Field Manager.....Bryan Price  
Director, Media Relations.....Rob Butcher  
Assistant Directors, Media Relations.....Larry Herms and Jamie Ramsey

2014 Record.....76-86, fourth place NL Central

2014 Twins vs. Cincinnati  
None

Last Minnesota Sweep.....at MIN.....at CIN  
3-Game.....July 7-8, 2001.....Never  
4-Game.....Never.....Never

Last Cincinnati Sweep.....at MIN.....at CIN  
3-Game.....Never.....June 2-4, 2000  
4-Game.....Never.....Never

## CINCINNATI REDS

### ALL-TIME SERIES RESULTS

YEAR	HOME	ROAD	TOTALS
1997	2-1	--	2-1
1998	--	1-2	1-2
1999	2-1	--	2-1
2000	--	0-3	0-3
2001	3-0	--	3-0
2012	--	2-1	2-1
<b>ALL-TIME</b>	<b>7-2</b>	<b>3-6</b>	<b>10-8</b>

### Won-Lost Record at Stadium

Metrodome (1982-2009)	7-2
Target Field (2010-present)	0-0
Cinergy Field (1998-2002)	1-5
Great American Ball Park (2003-present)	2-1







# COLORADO ROCKIES

2001 Blake St., Denver, CO 80205  
(303) 292-0200, P.R. FAX: (303) 312-2319

Stadium (Capacity)..... Coors Field (50,480)  
Dimensions (L-C-R)..... 347-415-350

Owner, Chairman & Chief Executive Officer..... Dick Monfort  
Owner, General Partner..... Charlie Monfort  
Senior Vice President, General Manager..... Jeff Bridich  
Field Manager..... Walt Weiss  
Director, Communications..... Warren Miller  
Assistant Director, Communications..... Nick Piburn

2014 Record..... 66-96, fourth place NL West

## 2014 Twins vs. Colorado

7/11 at COL L 2-6 7/13 at COL W 13-5  
7/12 at COL W 9-3

Last Minnesota Sweep at MIN at COL  
3-Game Never Never  
4-Game Never Never

Last Colorado Sweep at MIN at COL  
3-Game Never Never  
4-Game Never Never

## ALL-TIME SERIES RESULTS

YEAR	HOME	ROAD	TOTALS
2003	2-1	-	2-1
2008	-	1-2	1-2
2010	2-1	-	2-1
2014	-	2-1	2-1
<b>ALL-TIME</b>	<b>4-2</b>	<b>3-3</b>	<b>7-5</b>

## Won-Lost Record at Stadium

Metrodome (2003)..... 2-1  
Target Field (2010-present)..... 2-1  
Coors Field (1995-present)..... 3-3



# LOS ANGELES DODGERS

1000 Elysian Park Avenue, Los Angeles, CA 90012  
(323) 224-1301, P.R. FAX: (323) 224-1459

Stadium (Capacity)..... Dodger Stadium (56,000)  
Dimensions (L-C-R)..... 330-395-330

Chairman..... Mark Walter  
President and Chief Executive Officer..... Stan Kasten  
President of Baseball Operations..... Andrew Friedman  
General Manager..... Farhan Zaidi  
Field Manager..... Don Mattingly  
Director, Public Relations..... Joe Jareck  
Assistant Director, Public Relations..... Yvonne Carrasco  
Manager, Public Relations..... Jon Chapper

2014 Record..... 94-68, first place NL West

## 2014 Twins vs. Los Angeles

4/30 LAD L 4-6 5/1 (2) LAD L 3-4  
5/1 (1) LAD L 4-9

Last Minnesota Sweep at MIN at LAD  
3-Game June 26-28, 2006 Never  
4-Game Never Never

Last Los Angeles Sweep at MIN at LAD  
3-Game April 30-May 1, 2014 Never  
4-Game Never Never

## ALL-TIME SERIES RESULTS

YEAR	HOME	ROAD	TOTALS
2005	-	1-2	1-2
2006	3-0	-	3-0
2011	2-1	-	2-1
2014	0-3	-	0-3
<b>ALL-TIME</b>	<b>5-4</b>	<b>1-2</b>	<b>6-6</b>

## Won-Lost Record at Stadium

Metrodome (2006)..... 3-0  
Target Field (2010-present)..... 2-4  
Dodger Stadium (2005-present)..... 1-2





# MIAMI MARLINS

501 Marlins Way, Miami, FL 33125  
(305) 480-1300, P.R. FAX: (305) 480-3012

Stadium (Capacity).....Marlins Park (37,442)  
Dimensions (L-C-R).....344-422-335

Owner & Chief Executive Officer.....Jeffrey H. Loria  
President.....David Sampson  
President, Baseball Operations.....Michael Hill  
Vice President & General Manager.....Dan Jennings  
Field Manager.....Mike Redmond  
Senior Vice President, Communications & Broadcasting.....P.J. Loyello  
Director, Communications.....Matt Roebuck  
Manager, Baseball Information.....Marty Sewell

2014 Record.....77-85, fourth place NL East

2014 Twins vs. Miami  
None

<b>Last Minnesota Sweep</b>	<b>at MIN</b>	<b>at MIA</b>
2-Game	Never	Never
3-Game	Never	Never
4-Game	Never	Never

<b>Last Miami Sweep</b>	<b>at MIN</b>	<b>at MIA</b>
2-Game	Never	June 25-26, 2013
3-Game	Never	Never
4-Game	Never	Never

## ALL-TIME SERIES RESULTS

YEAR	HOME	ROAD	TOTALS
2002	2-1	--	2-1
2007	--	2-1	2-1
2013	1-1	0-2	1-3
<b>ALL-TIME</b>	<b>3-2</b>	<b>2-3</b>	<b>5-5</b>

## Won-Lost Record at Stadium

Metrodome (2002).....	2-1
Target Field (2010-present).....	1-1
Sun Life Stadium (2007).....	2-1
Marlins Park (2013-present).....	1-3

OPPONENTS



# MILWAUKEE BREWERS

One Brewers Way, Milwaukee, WI 53214  
(414) 902-4500, P.R. FAX: (414) 902-4053

Stadium (Capacity).....Miller Park (41,900)  
Dimensions (L-C-R).....344-400-345

Chairman/Principal Owner.....Mark Attanasio  
President of Baseball Operations/General Manager.....Doug Melvin  
Field Manager.....Ron Roenicke  
Vice President, Communications.....Tyler Barnes  
Director, Media Relations.....Mike Vassallo  
Senior Manager, Media Relations.....Ken Spindler

2014 Record.....82-80, third place NL Central

2014 Twins vs. Milwaukee

6/2	at MIL	L	2-6	6/4	MIL	W	6-4
6/3	at MIL	W	6-4	6/5	MIL	L	5-8

<b>Last Minnesota Sweep</b>	<b>at MIN</b>	<b>at MIL</b>
2-Game	May 29-30, 2013	May 27-28, 2013
3-Game	May 22-24, 2009	September 15-17, 1978
4-Game	Never	Never

<b>Last Milwaukee Sweep</b>	<b>at MIN</b>	<b>at MIL</b>
2-Game	Never	Never
3-Game	July 8-10, 1988	June 24-26, 2011
4-Game	May 17-20, 1996	August 24-27, 1995

## SERIES RESULTS, LAST 20 YEARS

YEAR	HOME	ROAD	TOTALS
1995	3-3	1-6	4-9
1996	1-6	3-3	4-9
1997	4-2	3-3	7-5
1998	0-2	--	0-2
1999	--	2-0	2-0
2000	1-2	--	1-2
2001	--	2-1	2-1
2002	2-1	2-1	4-2
2003	2-1	1-2	3-3
2004	1-2	1-2	2-4
2005	2-1	1-2	3-3
2006	3-0	2-1	5-1
2007	1-2	2-1	3-3
2008	2-1	2-1	4-2
2009	3-0	2-1	5-1
2010	2-1	0-3	2-4
2011	2-1	0-3	2-4
2012	1-2	2-1	3-3
2013	2-0	2-0	4-0
2014	1-1	1-1	2-2
<b>ALL-TIME</b>	<b>117-98</b>	<b>103-113</b>	<b>220-211</b>

## Won-Lost Record at Stadium

Metropolitan Stadium (1970-1981).....	41-35
Metrodome (1982-2009).....	68-58
Target Field (2010-present).....	8-5
County Stadium (1970-2000).....	83-93
Miller Park (2001-present).....	20-20





# NEW YORK METS

123-01 Roosevelt Ave, NY 11368  
(718) 507-6387, P.R. FAX: (718) 507-6395

Stadium (Capacity)..... Citi Field (41,922)  
Dimensions (L-C-R)..... 335-408-330

Chairman & Chief Executive Officer.....Fred Wilpon  
President.....Saul B. Katz  
General Manager.....Sandy Alderson  
Field Manager.....Terry Collins  
Vice President, Media Relations.....Jay Horwitz  
Senior Director, Media Relations.....Shannon Forde  
Assistant Director, Media Relations.....Ethan Wilson

2014 Record.....79-83, third place NL East

2014 Twins vs. New York  
None

Last Minnesota Sweep.....at MIN.....at NYM  
3-Game.....June 8-10, 2004.....Never  
4-Game.....Never.....Never

Last New York Sweep.....at MIN.....at NYM  
3-Game.....April 12-13, August 19, 2013.....Never  
4-Game.....Never.....Never

## ALL-TIME SERIES RESULTS

YEAR	HOME	ROAD	TOTALS
2002	---	1-2	1-2
2004	3-0	--	3-0
2007	--	2-1	2-1
2010	--	1-2	1-2
2013	0-3	--	0-3
<b>ALL-TIME</b>	<b>3-3</b>	<b>4-5</b>	<b>7-8</b>

## Won-Lost Record at Stadium

Metrodome (2004).....	3-0
Target Field (2010-present).....	0-3
Shea Stadium (2002-2007).....	3-3
Citi Field (2010-present).....	1-2



# PHILADELPHIA PHILLIES

One Citizens Bank Way, Philadelphia, PA 19148  
(215) 463-6000, P.R. FAX: (215) 389-3050

Stadium (Capacity).....Citizens Bank Park (43,651)  
Dimensions (L-C-R).....329-401-330

President.....Pat Gillick  
Chairman.....David Montgomery  
Chairman Emeritus.....Bill Giles  
Senior Vice President & General Manager.....Ruben Amaro, Jr.  
Field Manager.....Ryne Sandberg  
Vice President, Communications.....Bonnie Clark  
Director, Baseball Communications.....Greg Casterioto

2014 Record.....73-89, fifth place NL East

2014 Twins vs. Philadelphia  
None

Last Minnesota Sweep.....at MIN.....at PHI  
3-Game.....Never.....Never  
4-Game.....Never.....Never

Last Philadelphia Sweep.....at MIN.....at PHI  
3-Game.....Never.....Never  
4-Game.....Never.....Never

## ALL-TIME SERIES RESULTS

YEAR	HOME	ROAD	TOTALS
2002	--	2-1	2-1
2004	1-2	--	1-2
2010	--	2-1	2-1
2012	1-2	--	1-2
2013	2-1	--	2-1
<b>ALL-TIME</b>	<b>4-5</b>	<b>4-2</b>	<b>8-7</b>

## Won-Lost Record at Stadium

Metrodome (2004).....	1-2
Target Field (2010-present).....	3-3
Veterans Stadium (2002).....	2-1
Citizens Bank Park (2010-present).....	2-1





# PITTSBURGH PIRATES

115 Federal St., Pittsburgh, PA 15212  
(412) 323-5000, P.R. FAX: (412) 325-4413

Stadium (Capacity).....PNC Park (38,362)  
Dimensions (L-C-R).....325-399-320

Chairman of the Board.....Bob Nutting  
President.....Frank Coonelly  
Senior Vice President, General Manager.....Neal Huntington  
Field Manager.....Clint Hurdle  
Director, Baseball Communications.....Jim Trdinich  
Director, Media Relations.....Dan Hart

2014 Record.....88-74, second place NL Central (wildcard)

2014 Twins vs. Pittsburgh  
None

Last Minnesota Sweep.....at PIT  
3-Game.....Never.....June 16-18, 2006  
4-Game.....Never.....Never

Last Pittsburgh Sweep.....at PIT  
3-Game.....Never.....Never  
4-Game.....Never.....Never

## ALL-TIME SERIES RESULTS

YEAR	HOME	ROAD	TOTALS
1997	2-1	--	2-1
1998	--	1-2	1-2
1999	2-1	--	2-1
2000	--	1-2	1-2
2001	2-1	--	2-1
2006	--	3-0	3-0
2009	2-1	--	2-1
2012	--	1-2	1-2
<b>ALL-TIME</b>	<b>8-4</b>	<b>5-4</b>	<b>13-8</b>

## Won-Lost Record at Stadium

Metrodome (1997-2009).....8-4  
Target Field (2010-present).....0-0  
Three Rivers Stadium (1998-2000).....2-4  
PNC Park (2006-present).....4-2



700 Clark St., St. Louis, MO 63102  
(314) 345-9600, P.R. FAX: (314) 345-9530

Stadium (Capacity).....Busch Stadium (43,975)  
Dimensions (L-C-R).....336-400-335

Chairman & Chief Executive Officer.....William O. DeWitt, Jr.  
President.....Bill DeWitt III  
Senior Vice President & General Manager.....John Mozeliak  
Field Manager.....Mike Matheny  
Director, Communications.....Brian Bartow  
Manager, Communications.....Melody Yount

2014 Record.....90-72, first place NL Central

2014 Twins vs. St. Louis  
None

Last Minnesota Sweep.....at STL  
3-Game.....Never.....Never  
4-Game.....Never.....Never

Last St. Louis Sweep.....at STL  
3-Game.....Never.....July 15-17, 2001  
4-Game.....Never.....Never

## ALL-TIME SERIES RESULTS

YEAR	HOME	ROAD	TOTALS
1997	--	0-3	0-3
1998	2-1	--	2-1
1999	--	2-1	2-1
2000	2-1	--	2-1
2001	--	0-3	0-3
2009	--	2-1	2-1
<b>ALL-TIME</b>	<b>4-2</b>	<b>4-8</b>	<b>8-10</b>

## Won-Lost Record at Stadium

Metrodome (1998-2000).....4-2  
Target Field (2010-present).....0-0  
Busch Stadium (1997-2001).....2-7  
New Busch Stadium (2009-present).....2-1

# ST. LOUIS CARDINALS





# SAN DIEGO PADRES

100 Park Boulevard, San Diego, CA 92101  
(619) 795-5000, P.R. FAX: (619) 795-5266

Stadium (Capacity).....PETCO Park (42,524)  
Dimensions (L-C-R).....336-396-322

Executive Chairman.....Ron Fowler  
President/Chief Executive Officer.....Mike Dee  
Executive Vice President/General Manager.....A.J. Preller  
Field Manager.....Bud Black  
Director, Communications.....Shana Wilson  
Manager, Media Relations.....Josh Ishoo

2014 Record.....77-85, third place NL West

## 2014 Twins vs. San Diego

5/20 at SD W 5-3 8/5 SD W 3-1  
5/21 at SD W 2-0 8/6 SD L 4-5

Last Minnesota Sweep at MIN at SD  
3-Game June 17-19, 2011 June 24-26, 2008  
4-Game Never Never

Last San Diego Sweep at MIN at SD  
3-Game Never Never  
4-Game Never Never

## ALL-TIME SERIES RESULTS

YEAR	HOME	ROAD	TOTALS
2003	- -	2-1	2-1
2005	1-2	- -	1-2
2008	- -	3-0	3-0
2011	3-0	- -	3-0
2014	1-1	2-0	3-1
<b>TOTALS</b>	<b>5-3</b>	<b>7-1</b>	<b>12-4</b>

## Won-Lost Record at Stadium

Metrodome (2005).....1-2  
Target Field (2010-present).....4-1  
Qualcomm Stadium (2003).....2-1  
PETCO Park (2008-present).....5-0



# SAN FRANCISCO GIANTS

24 Willie Mays Plaza, San Francisco, CA 94107  
(415) 972-2000, P.R. FAX: (415) 947-2800

Stadium (Capacity).....AT&T Park (41,915)  
Dimensions (L-C-R).....339-399-309

President & Chief Executive Officer.....Laurence M. Baer  
Senior Vice President & General Manager.....Brian Sabean  
Field Manager.....Bruce Bochy  
Senior Director, Media Relations.....Jim Moorehead  
Director, Baseball Information.....Matt Chisholm

2014 Record.....88-74, second NL West (wildcard)

## 2014 Twins vs. San Francisco

5/23 at SF L 2-6 5/25 at SF L 1-8  
5/24 at SF L 1-2

Last Minnesota Sweep at MIN at SF  
3-Game Never Never  
4-Game Never Never

Last San Francisco Sweep at MIN at SF  
3-Game Never May 23-25, 2014  
4-Game Never Never

## ALL-TIME SERIES RESULTS

YEAR	HOME	ROAD	TOTALS
2003	- -	2-1	2-1
2005	1-2	- -	1-2
2011	- -	1-2	1-2
2014	- -	0-3	0-3
<b>ALL-TIME</b>	<b>1-2</b>	<b>3-6</b>	<b>4-8</b>

## Won-Lost Record at Stadium

Metrodome (2005).....1-2  
Target Field (2010-present).....0-0  
AT&T Park (2003-present).....3-6







# WASHINGTON NATIONALS

1500 South Capitol St., S.E., Washington, D.C. 20003  
(202) 640-7000, P.R. FAX: (202) 640-7450

Stadium (Capacity)..... Nationals Park (41,408)  
Dimensions (L-C-R)..... 336-402-335

Managing Principal Owner..... Theodore N. Lerner  
President of Baseball Operations & General Manager..... Mike Rizzo  
Field Manager..... Matt Williams  
Executive Director, Communications..... Elizabeth Alexander  
Senior Director, Baseball Communications & New Media..... Amanda Comak

2014 Record..... 96-66, first place NL East

2014 Twins vs. Washington  
None

Last Minnesota Sweep..... at MIN..... at WAS  
3-Game..... June 17-19, 2008..... June 15-17, 2004 (Montreal)  
4-Game..... Never..... Never

Last Washington Sweep..... at MIN..... at WAS  
3-Game..... Never..... Never  
4-Game..... Never..... Never

## ALL-TIME SERIES RESULTS

YEAR	HOME	ROAD	TOTALS
2004	--	3-0 (MTL)	3-0
2007	1-2	--	1-2
2008	3-0	--	3-0
2013	--	1-2	1-2
<b>TOTALS</b>	<b>4-2</b>	<b>4-2</b>	<b>8-4</b>

## Won-Lost Record at Stadium

Metrodome (2007-08).....	4-2
Target Field (2010-present).....	0-0
Olympic Stadium in Montreal (2004).....	3-0
Nationals Park (2013-present).....	1-2

## TOP ACTIVE OPPOSITION VS. TWINS

### HITTERS

#### BATTING AVERAGE (MIN. 100 AB)

1. Mark Teixeira.....	367
2. Howie Kendrick.....	358
3. David Ortiz.....	345
4. Robinson Cano.....	342
5. Dustin Pedroia.....	341
6. Jose Bautista.....	336
7. B.J. Upton.....	326
8. Salvador Perez.....	323
9. Miguel Cabrera.....	322
10. Josh Hamilton.....	321

#### HOME RUNS

1. Alex Rodriguez.....	46
2. Miguel Cabrera.....	31
3. Curtis Granderson.....	23
4. Victor Martinez.....	22
5. Jose Bautista.....	20
David Ortiz.....	20
Mark Teixeira.....	20
8. Johnny Peralta.....	19
9. Grady Sizemore.....	18
10. 4 tied.....	17

#### HITS

1. Victor Martinez.....	177
2. Alex Rodriguez.....	168
3. Miguel Cabrera.....	159
4. Billy Butler.....	158
5. Alexei Ramirez.....	154
6. Jhonny Peralta.....	153
7. Alex Gordon.....	140
8. Alex Rios.....	126
9. David DeJesus.....	119
10. Grady Sizemore.....	117

### PITCHERS

#### WINS

1. Mark Buehrle.....	28
2. CC Sabathia.....	17
3. Justin Verlander.....	15
4. Bartolo Colon.....	10
5. Jeremy Guthrie.....	9
Cliff Lee.....	9
Max Scherzer.....	9
Jered Weaver.....	9
9. John Lackey.....	8
Rick Porcello.....	8

#### STRIKEOUTS

1. Mark Buehrle.....	201
2. CC Sabathia.....	189
3. Justin Verlander.....	181
4. Bartolo Colon.....	118
5. Max Scherzer.....	103
6. Cliff Lee.....	102
7. John Danks.....	101
Felix Hernandez.....	101
9. Zack Greinke.....	98
10. Justin Masterson.....	95

#### ERA (MIN. 75.0 IP)

1. Felix Hernandez.....	2.08
2. Tim Hudson.....	2.20
3. CC Sabathia.....	3.03
4. Doug Fister.....	3.10
5. John Lackey.....	3.10
6. Justin Verlander.....	3.19
7. Jered Weaver.....	3.22
8. Jake Peavy.....	3.32
9. Jeremy Guthrie.....	3.38
10. Scott Kazmir.....	3.42



# 2014 TWINS INTERLEAGUE PLAY

DATE	OPPONENT	W/L	SCORE	WINNER	LOSER	RECORD	ALL-TIME
4/30	Los Angeles-NL	L	4-6	Greinke	Gibson	0-1	165-138
5/1	Los Angeles-NL	L	4-9	Haren	Pelfrey	0-2	165-139
	Los Angeles-NL	L	3-4	Wright	Duensing	0-3	165-140
5/20	@San Diego	W	5-3	Correia	Kennedy	1-3	166-140
5/21	@San Diego	W	2-0	Hughes	Ross	2-3	167-140
5/23	@San Francisco	L	2-6	Lincecum	Gibson	2-4	167-141
5/24	@San Francisco	L	1-2	Vogelsong	Deduno	2-5	167-142
5/25	@San Francisco	L	1-8	Bumgarner	Nolasco	2-6	167-143
6/2	@Milwaukee	L	2-6	Garza	Gibson	2-7	167-144
6/3	@Milwaukee	W	6-4	Deduno	Gallardo	3-7	168-144
6/4	Milwaukee	W	6-4	Nolasco	Wooten	4-7	169-144
6/5	Milwaukee	L	5-8	Peralta	Correia	4-8	169-145
7/11	@Colorado	L	2-6	De La Rosa	Johnson	4-9	169-146
7/12	@Colorado	W	9-3	Correia	Matzek	5-9	170-146
7/13	@Colorado	W	13-5	Hughes	Anderson	6-9	171-146
8/5	San Diego	W	1-3	Hughes	Hahn	7-9	172-146
8/6	San Diego	L	5-4	Quackenbush	Swarzak	7-10	172-147
9/22	Arizona	L	6-2	Collmenter	Nolasco	7-11	172-148
9/23	Arizona	W	3-6	Gibson	Chafin	8-11	173-148
9/24	Arizona	W	2-1	Hughes	Nuno	9-11	174-148

## TWINS INTERLEAGUE PLAY RECORD BY YEAR

1997.....	7-8
1998.....	7-9
1999.....	10-7
2000.....	7-11
2001.....	9-9
2002.....	10-8
2003.....	10-8
2004.....	11-7
2005.....	8-10

2006.....	16-2
2007.....	11-7
2008.....	14-4
2009.....	12-6
2010.....	8-10
2011.....	8-10
2012.....	9-9
2013.....	8-12
2014.....	9-11



## TWINS INTERLEAGUE PLAY HISTORY

### PITCHERS HITTING

YEAR	AVG	AB	R	H	2B	3B	HR	RBI	SH	SF	BB	SO
1997	.111	18	0	2	0	0	0	1	1	0	0	6
1998	.313	16	1	5	0	0	0	1	0	0	0	9
1999	.056	18	0	1	0	0	0	0	0	0	3	8
2000	.176	17	1	3	2	0	0	0	2	0	0	9
2001	.353	17	2	6	2	0	0	1	1	0	0	4
2002	.227	22	0	5	0	0	0	1	1	0	1	6
2003	.200	20	1	4	0	0	0	0	5	0	2	7
2004	.143	21	0	3	0	0	0	2	2	0	0	8
2005	.091	22	1	2	0	0	0	0	2	0	0	5
2006	.105	19	1	2	0	0	0	1	3	0	1	10
2007	.080	25	2	2	1	1	0	1	5	0	1	5
2008	.316	19	2	6	1	0	0	3	5	0	0	5
2009	.000	21	0	0	0	0	0	0	5	0	1	10
2010	.176	17	0	3	0	0	0	0	5	0	0	9
2011	.150	20	0	3	1	0	0	1	0	0	1	7
2012	.053	19	1	1	0	0	0	1	1	0	1	11
2013	.046	22	0	1	0	0	0	0	4	0	0	12
2014	.091	22	0	2	1	0	0	1	0	0	0	14
TOTALS	.144	355	12	51	8	1	0	14	42	0	11	147

### TEAM RECORDS

Last Minnesota Sweep.....	2-0, May 20-21 at SD
Last Sweep of Minnesota.....	0-3, May 23-25 vs. SF
Largest Margin, Victory.....	12 runs, 3x, 5/21/10 vs. MIL (15-3)
Largest Margin, Defeat.....	15 runs, 6/27/11 vs. LAD (0-15)
Most Runs Scored.....	16, 5/20/06 at MIL
Most Runs Allowed.....	16, 5/20/12 at MIL
Twins Home Record.....	96-64
Twins Road Record.....	78-84
Winning Streak.....	12, 6/22/06-5/19/07
Losing Streak.....	6, 6/22-27/11

## INDIVIDUAL HIGHS

### PITCHING

WINS, Career.....	16, Santana
Season.....	5, Liriano, (2006)
LOSSES, Career.....	11, Radke
Season.....	4, Radke (2005)
SAVES, Career.....	27, Nathan
Season.....	6, 6x, last Perkins (2013)
STRIKEOUTS, Career.....	191, Santana
Season.....	43, Liriano (2006)

### HITTING

AVERAGE (min. 150 PA), Career.....	.350, Young
Season.....	.492, Mauer (2006)
HITS, Career.....	210, Mauer
Season.....	30, Mauer (2006)
HOME RUNS, Career.....	29, Hunter
Season.....	9, Plouffe (2012)
RBI, Career.....	107, Morneau
Season.....	20, Cuddyer/Morneau (2006)





MLB  
ALL-STAR  
GAME  
2014

Minnesota

Louisville  
Slugger  
MADE IN THE U.S.A.

HILLERICH & BRADSBY CO.  
**SILVER SLUGGER®**  
AWARD  
PRESENTED TO  
**JOE MAUER-C**  
Minnesota Twins  
Member Of The  
American League Offensive Team  
-2013-  
TOM HUNTER OF  
ADAM

**HISTORY AND RECORDS**



# TWINS ANNUAL TEAM BATTING

YEAR	AVG	G	AB	R	H	2B	3B	HR	RBI	SH	SF	HP	BB	SO	SB	GDP
1961	.250	161	5417	707	1353	215	40	167	665	67	42	33	597	840	47	141
1962	.260	*163	5561	798	1445	215	39	185	758	71	50	31	649	823	33	129
1963	*.255	161	5531	+767	*1408	223	35	+225	+722	84	30	41	547	912	32	116
1964	.252	163	5610	*737	1413	227	46	+221	*707	74	37	44	553	1019	46	120
1965	*.254	*162	5488	*774	*1396	*257	42	150	*711	77	+59	35	554	969	92	93
1966	.249	162	5390	663	1341	219	33	144	611	49	44	39	513	844	67	*138
1967	.240	+164	5458	671	1309	*216	48	131	619	66	34	46	512	976	55	114
1968	.237	162	5373	562	1274	207	*41	105	522	69	38	49	445	966	98	106
1969	*.268	162	+5677	*790	*1520	+246	32	163	*733	65	40	43	599	906	115	114
1970	*.262	162	5483	744	1438	230	*41	153	694	79	38	42	501	905	57	132
1971	.260	160	*5414	654	1406	197	31	116	618	64	57	25	512	846	66	+159
1972	.244	154	*5234	537	1277	182	31	93	506	73	28	35	478	905	53	129
1973	+270	+162	*5625	738	+1521	*240	44	120	688	34	40	34	598	954	87	+150
1974	.272	+163	*5632	673	*1530	190	37	111	632	64	40	46	520	791	74	+159
1975	.271	159	5514	724	1497	215	28	121	669	62	46	40	563	746	81	127
1976	*.274	+162	*5574	*743	*1526	222	51	81	691	*93	49	41	550	714	146	121
1977	+282	161	*5639	+867	+1588	273	60	123	804	81	56	43	563	754	105	115
1978	.267	162	5522	666	1472	259	47	82	621	*109	55	33	604	684	99	139
1979	.278	*162	5544	764	1544	256	46	112	714	+142	53	31	526	693	66	116
1980	.265	161	5530	670	1468	252	46	99	634	92	51	21	436	703	62	151
1981	.240	*110	3676	378	884	147	*36	47	359	36	27	11	275	497	34	95
1982	.257	162	5544	657	1427	234	44	148	624	22	51	24	474	887	38	149
1983	.261	162	5601	709	1463	280	41	141	671	29	45	29	467	802	44	150
1984	.265	162	5562	673	1473	259	33	114	636	26	58	24	437	735	39	138
1985	.264	162	5509	705	1453	282	41	141	678	39	47	31	502	779	68	117
1986	.261	162	5531	741	1446	257	39	196	700	44	38	37	501	977	81	123
1987	.261	+162	5441	786	1422	258	35	196	733	47	39	38	523	898	113	128
1988	.274	*162	5510	759	1508	294	31	151	710	37	50	55	528	832	107	130
1989	.276	162	5581	740	1542	278	35	117	691	51	58	39	478	743	111	126
1990	.265	+162	5499	666	1458	281	39	100	625	40	49	+53	445	749	96	148
1991	+280	162	5556	776	+1557	270	42	140	733	44	49	40	526	747	107	157
1992	+277	162	5582	747	+1544	275	27	104	701	46	59	+53	527	834	123	130
1993	.264	162	5601	693	1480	261	27	121	642	27	37	51	493	850	83	+150
1994	.276	113	3952	594	1092	239	23	103	556	22	34	*41	359	635	94	93
1995	.279	144	5005	703	1398	270	34	120	662	18	36	58	471	916	105	152
1996	.288	162	5673	877	1633	332	+47	118	812	20	63	65	576	958	143	172
1997	.270	162	5634	772	1522	305	40	132	730	20	56	60	495	1121	151	117
1998	.266	162	5641	734	1499	285	32	115	691	18	52	45	506	915	112	+155
1999	.264	161	5495	686	1450	285	30	105	643	24	56	49	500	978	118	151
2000	.270	162	5615	748	1516	325	*49	116	711	24	51	35	556	1021	90	143
2001	.272	162	5560	771	1514	328	38	164	717	25	38	64	495	1083	146	124
2002	.272	161	5582	768	1518	+348	36	167	731	34	52	56	472	1089	79	121
2003	.277	162	5655	801	1567	318	*45	155	755	42	52	63	512	1027	94	139
2004	.266	162	5623	780	1494	310	24	191	735	46	40	64	513	982	116	130
2005	.259	162	5564	688	1441	269	32	134	644	42	42	59	485	978	102	+155
2006	+287	162	5602	#801	1608	275	34	143	754	31	55	50	490	872	101	163
2007	.264	162	5522	718	1460	273	36	118	671	34	45	48	512	839	112	149
2008	.279	#163	5641	829	1572	298	49	111	791	52	72	36	529	979	102	142
2009	.274	#163	5608	817	1539	271	40	172	770	51	57	45	585	1021	85	147
2010	.273	162	5568	781	1521	318	*41	142	749	38	53	39	559	967	68	159
2011	.247	162	5487	619	1357	259	25	103	572	31	25	37	440	1048	92	115
2012	.260	162	5562	701	1448	270	30	131	667	33	*56	53	505	1069	*135	149
2013	.242	162	5564	614	1346	285	15	151	590	32	29	52	533	1430	52	103
2014	.254	162	5567	715	1412	316	27	128	675	25	44	53	544	1329	99	97
Totals	.265		295,529		78,290		2,015		36,447		2,505		27,633		4,721	
		8.617		38.796		14.096		7.237		2.662		2.309		48.537		7.186

(+ — denotes major league leadership; # — denotes tie for major league leadership; \* — denotes league leadership)

## TWINS YEARLY PINCH-HIT LEADERS

YEAR	PLAYER	PINCH-HITS	YEAR	PLAYER	PINCH-HITS	YEAR	PLAYER	PINCH-HITS
1961	Julio Becquer	11	1980	Jose Morales	13	1997	Greg Myers	7
1962	Don Mincher	9	1981	Glenn Adams	6	1998	Alex Ochoa	5
1963	Jimmie Hall	5	1982	Jesus Vega	5	1999	Corey Koskie	6
1964	Frank Kostro	10	1983	Dave Engle	6	2000	Midre Cummings	11
1965	Sandy Valdespino	10	1984	Darrell Brown	10	2001	Jacque Jones	5
1966	Rich Rollins	8	1985	Roy Smalley	7	2002	Bobby Kielty	8
1967	Rich Reese	13	1986	Randy Bush	13	2003	Justin Morneau	5
1968	Rich Rollins	8	1987	Randy Bush	7	2004	Jose Offerman	12
1969	Rick Renick	8	1988	Randy Bush	6	2005	Lew Ford	4
1970	Charlie Manuel	9		John Moses	5		Michael Ryan	4
1971	Steve Braun	7	1989	Carmelo Castillo	8	2006	3 tied	2
1972	Charlie Manuel	7		John Moses	8	2007	Jason Tyner	5
1973	Jim Holt	5	1990	Shane Mack	7	2008	Jason Kubel	6
1974	Harmon Killebrew	12		John Moses	7	2009	Jose Morales	6
1975	Danny Walton	7	1991	Randy Bush	13	2010	Jim Thome	7
1976	Tony Oliva	7	1992	Randy Bush	9	2011	Ben Revere	3
1977	Craig Kusick	10	1993	Chip Hale	11		Jim Thome	3
1978	Jose Morales	14	1994	Chip Hale	7	2012	4 tied	2
1979	Jose Morales	9	1995	Chip Hale	14	2013	3 tied	2
			1996	Chip Hale	19	2014	Chris Parmelee	5



# TWINS ANNUAL TEAM PITCHING

YEAR	W	L	ERA	CG	SH	SV	IP	AB	H	BAA	R	ER	HR	HB	BB	SO	WP	BK
1961	70	90	4.28	49	14	23	1432.1	5517	1415	.256	778	681	163	45	570	917	41	1
1962	91	71	3.90	*53	11	27	1462.1	5524	1400	.253	713	633	166	43	493	*949	55	3
1963	91	70	3.28	58	13	30	1446.1	5468	1322	.242	602	527	162	24	459	941	*57	3
1964	79	83	3.58	*47	4	24	1478.1	5600	1361	.243	678	588	181	31	545	1098	+73	3
1965	+102	60	3.14	32	12	45	1457.1	5444	1278	.235	600	508	+166	27	503	934	44	2
1966	89	73	3.13	+52	11	27	1438.2	5374	1246	.232	581	501	139	27	392	1016	52	1
1967	91	71	3.15	58	18	24	1461.0	5509	1336	.243	590	511	115	40	396	1089	49	3
1968	79	83	2.90	45	13	29	1428.1	5325	1221	.229	546	461	92	42	412	992	52	6
1969	97	65	3.24	41	8	*43	+1497.2	5636	1388	.246	618	539	119	38	524	906	48	1
1970	98	64	3.23	26	12	*58	1448.1	5450	1329	.244	605	520	130	37	486	940	38	4
1971	74	86	3.81	43	9	25	1416.2	5385	1384	.257	670	600	139	40	529	895	42	3
1972	77	77	2.86	37	17	34	1399.1	5164	1188	.230	535	444	105	37	444	838	26	*5
1973	81	81	3.77	48	+18	34	1451.2	5561	1443	.259	692	608	115	36	519	879	61	5
1974	82	80	3.64	43	11	+29	1455.1	5529	1436	.260	669	589	115	38	513	934	38	3
1975	76	83	4.05	57	7	22	1423.0	5375	1381	.257	736	640	137	36	617	846	50	6
1976	85	77	3.69	29	11	23	1459.0	5483	1421	.259	704	599	89	38	610	762	61	12
1977	84	77	4.36	35	4	25	1442.0	5561	1546	.278	776	698	151	37	507	737	48	5
1978	73	89	3.69	48	9	26	1459.2	5521	1468	.266	678	599	102	33	520	703	51	*14
1979	82	80	4.16	31	6	33	1444.1	5578	1590	.285	725	667	128	15	452	721	39	7
1980	77	84	3.93	35	9	30	1451.0	5529	1502	.272	724	634	120	23	468	744	32	10
1981	41	68	3.98	13	6	22	979.2	3757	1021	.272	486	433	79	17	376	500	19	*14
1982	60	+102	4.72	26	7	30	1433.0	5516	1484	.269	+819	+751	+208	12	643	812	45	12
1983	70	92	4.67	20	5	39	1437.1	5572	1559	.280	+822	+746	163	35	580	748	41	13
1984	81	81	3.85	32	9	38	1437.2	5504	1429	.260	675	615	+159	35	463	713	38	7
1985	77	85	4.48	+41	7	34	1426.1	5473	1468	.268	782	710	164	30	462	767	51	11
1986	71	91	4.77	+39	6	24	1432.2	5619	1579	.281	839	+759	+200	46	503	937	58	5
1987	85	77	4.59	16	4	39	1427.1	5514	1465	.266	806	728	210	50	564	990	62	10
1988	91	71	3.93	18	9	52	1431.2	5477	1457	.266	672	625	146	42	453	897	43	38
1989	80	82	4.24	19	8	38	1429.1	5548	1495	.269	738	674	139	38	500	851	46	13
1990	74	88	4.12	13	13	43	1435.2	5531	1509	.273	729	658	134	27	489	872	55	5
1991	*95	67	3.69	21	12	53	1449.1	5491	1402	.255	652	595	139	27	488	876	57	5
1992	90	72	3.70	16	13	50	1453.0	5472	1391	.254	653	597	121	36	479	923	52	5
1993	71	91	4.70	5	3	44	1444.1	5618	1591	.283	830	755	148	45	514	901	43	13
1994	53	60	5.68	6	4	29	1005.0	4009	1197	+299	688	+634	153	31	388	602	43	4
1995	56	+88	5.76	7	2	27	1272.2	5052	1450	.287	+889	+815	+210	36	533	790	52	4
1996	78	84	5.28	13	5	31	1439.2	5645	1561	.277	900	844	233	41	581	959	49	3
1997	68	94	5.00	10	4	30	1434.0	5641	1596	.283	861	796	187	33	495	908	66	6
1998	70	92	4.75	7	8	42	1447.2	5715	1622	.284	818	764	180	44	457	952	55	5
1999	63	*97	5.00	13	8	34	1423.1	5621	1591	.283	845	791	208	*28	487	927	57	6
2000	69	*93	5.14	6	4	35	1432.2	5696	1634	.287	880	819	212	*35	516	1042	68	4
2001	85	77	4.51	12	8	45	1441.1	5576	1494	.268	766	722	192	56	445	965	58	2
2002	94	67	4.12	8	9	47	1444.2	5578	1454	.261	712	662	184	*45	439	1026	62	3
2003	90	72	4.41	7	8	45	1462.0	5699	1526	.268	758	716	187	50	402	997	62	9
2004	92	70	*4.03	4	9	48	+1476.0	5702	1523	.267	*715	*661	167	54	*431	1123	45	1
2005	83	79	3.71	9	8	44	1464.1	5590	1458	.261	662	604	169	43	+348	965	35	4
2006	96	66	3.95	1	6	40	1439.1	5586	1490	.267	683	632	182	36	+356	*1164	40	3
2007	79	83	4.15	5	8	38	1436.2	5588	1505	.269	725	663	185	51	420	1094	46	5
2008	88	75	4.16	5	10	42	1459.0	5715	1568	.274	745	675	183	31	+406	995	45	4
2009	87	76	4.50	4	7	48	1453.0	5663	1542	.272	765	726	185	58	*466	1052	43	3
2010	94	68	3.95	9	13	40	1452.2	5603	1493	.266	671	638	155	47	383	1048	41	4
2011	63	99	4.58	7	8	32	1421.2	5571	1564	.281	804	724	161	54	480	940	47	5
2012	66	96	4.77	3	6	35	1438.2	5610	1536	.274	832	762	198	57	465	943	60	2
2013	66	96	4.55	1	7	40	1450.1	5679	1591	.280	788	733	168	44	458	985	50	4
2014	70	92	4.57	2	7	38	1435.0	5665	1588	.280	777	728	147	45	408	1031	50	6
Totals	4,335	1,286	4.13	469	1,933	76,905.0	295,840	78,491	.265	39,007	35,307	8,490	25,839	49,136	2,639	335		

(+ — denotes major league leadership; ^ — denotes tie for league leadership; \* — denotes league leadership)

## TWINS LONGEST LOSING STREAKS

GAMES	DATES	OPPOSITION
14	May 19-June 2, 1982	Baltimore 2, New York 6, Cleveland 6
13	May 26-June 7, 1961	Washington 3, Cleveland 2, Detroit 4, New York 4
11	September 9-21, 2011	Detroit 3, Kansas City 2, Cleveland 3, NYY 1, Seattle 2
10	May 21-June 1, 1985	Boston 5, Milwaukee 5
10	August 9-19, 1997	New York 3, Toronto 2, Boston 4, Detroit 1
10	September 9-19, 1998	Anaheim 1, Oakland 3, Seattle 2, Cleveland 2, Detroit 2
10	May 14-24, 2013	Chicago-AL 2, Boston 3, Atlanta 3, Detroit 2
9	August 9-15, 1970	Oakland 3, Washington 3, Boston 3
9	April 16-26, 1978	Seattle 2, Oakland 5, California 2
9	July 13-21, 1978	Baltimore 3, Boston 4, New York 2
9	August 1-9, 1980	Baltimore 3, Oakland 3, California 3
9	April 11-20, 1985	California 4, Seattle 3, Oakland 2
9	June 7-16, 1990	Toronto 4, Chicago 3, Kansas City 2
9	August 15-24, 1990	Cleveland 2, Toronto 3, Kansas City 3, Texas 1
9	June 15-23, 1993	Toronto 2, New York 4, Boston 3
9	May 7-16, 2011	Boston 3, Detroit 2, Toronto 3, Seattle 1



# TWINS ANNUAL TEAM FIELDING

YEAR	PCT	G	PO	A	E	TC	DP	TP	PB
1961	.972	161	4297	1635	174	6106	150	0	16
1962	.980	*163	4387	1781	129	6297	*173	0	13
1963	.976	161	4339	1600	144	6083	140	0	13
1964	.977	163	4435	1647	145	6227	131	0	18
1965	.973	*162	4372	1774	172	6318	158	0	16
1966	.977	162	4316	1589	139	6044	118	+1	5
1967	.978	+164	4383	1595	132	6110	123	0	14
1968	.973	162	4300	1712	170	6182	117	1	9
1969	.977	162	+4493	1856	150	+6499	177	0	18
1970	.980	162	4345	1636	123	6104	130	0	11
1971	.980	160	4250	1604	118	5972	134	0	12
1972	.974	154	4198	1730	159	6087	133	0	7
1973	.978	+162	4355	1761	139	6255	147	0	19
1974	.976	+163	4366	1771	151	6288	164	0	7
1975	.973	159	4269	1842	170	6281	147	0	9
1976	.973	+162	4377	1823	172	6372	+182	+1	11
1977	.978	161	4326	1932	143	6401	184	0	10
1978	.977	162	4379	1943	146	6468	171	0	7
1979	.979	*162	4333	+2007	134	*6474	+203	0	5
1980	.977	161	4353	*1996	148	*6497	192	0	8
1981	.978	*110	2939	1268	96	4303	103	0	3
1982	.982	162	4299	1560	108	5967	162	1	6
1983	.980	162	4312	1700	121	6133	170	+1	10
1984	.980	162	4313	1678	*120	6111	134	+1	4
1985	.980	162	4279	1732	120	6131	139	0	13
1986	.980	162	4298	1626	118	6042	168	0	12
1987	+ .984	+162	4282	1609	+98	5989	147	0	21
1988	+ .986	*162	4295	1498	+84	5877	155	+2	11
1989	.982	*162	4288	1598	107	5993	141	0	8
1990	.983	+162	4307	1705	101	6113	161	+2	11
1991	.985	162	4348	1779	95	6222	161	0	12
1992	.985	162	4359	1776	95	6230	155	0	14
1993	.984	162	4333	1755	100	6188	160	0	21
1994	.982	113	3015	1186	75	4276	99	0	5
1995	.981	144	3818	1487	100	5405	141	0	11
1996	.984	162	4319	1519	94	5932	142	0	11
1997	.983	162	4302	1694	101	6097	170	0	14
1998	.982	162	4343	1585	108	6036	135	0	11
1999	.985	161	4270	1613	92	5975	150	0	12
2000	.983	162	4298	1526	102	5926	155	0	13
2001	.982	162	4324	1542	108	5974	118	0	4
2002	+ .987	161	4334	1422	+74	5830	124	0	^5
2003	.985	162	4386	1481	87	5954	114	0	10
2004	.984	162	+4428	1658	101	6187	158	0	*6
2005	.984	162	4393	1764	102	*6259	171	0	9
2006	.986	162	4318	1647	84	6049	135	1	5
2007	.984	162	4310	1611	95	6016	151	0	6
2008	.982	163	4353	1671	108	6132	167	0	4
2009	.987	163	4359	1565	76	6000	135	0	16
2010	.987	162	4358	1710	78	6146	150	0	8
2011	.980	162	4265	1621	119	6005	153	0	12
2012	.983	162	4316	+1785	107	6208	+188	0	8
2013	.987	162	4351	1723	81	6155	178	0	6
2014	.984	162	4305	1579	97	5981	136	0	8
<b>Totals</b>	<b>.981</b>	<b>8,617</b>	<b>230,684</b>	<b>89,901</b>	<b>6,310</b>	<b>326,895</b>	<b>7,806</b>	<b>11</b>	<b>560</b>

(+ — denotes major league leadership; \* — denotes league leadership; ^ — denotes tied for major league leadership)

## TRIPLE PLAYS

### TWINS

DATE	INN	OPPONENT	PLAYERS	BATTER
August 18, 1966	2nd	California	Rollins-Tovar-Killebrew	Malzone
September 10, 1968	5th	Cleveland	Rollins-Carew-Allison	Horton
July 25, 1976	1st	at Chicago-AL	Borgmann-Gomez	Stein
May 29, 1982	2nd	New York-AL	Butera-Gaetti-Hrbek-Felton	Smalley
August 8, 1983	4th	at California	Gaetti-Castino-Hrbek	Ro. Jackson
July 19, 1984	2nd	at New York-AL	Gaetti-Teufel-Hrbek	Cerone
April 5, 1988	8th	at New York-AL	Gaetti-Lombardozzi-Hrbek	Santana
August 8, 1988	4th	Cleveland	Gladden-Lombardozzi-Larkin	Carter
July 17, 1990*	4th	at Boston	Gaetti-Newman-Hrbek	Brunansky
	8th		Gaetti-Newman-Hrbek	Reed
May 27, 2006	8th	Seattle	Castillo-Morneau-Batista	Hojhima

### OPPONENTS

DATE	INN	OPPONENT	PLAYERS	BATTER
June 3, 1968	8th	at New York-AL	Womack-Cox-Mantle	Roseboro
June 27, 1972	4th	California	Spencer-McMullen-Alomar-Cardenas	J.Nettles
June 7, 1976	5th	at Cleveland	Thomas-Duffy-Howard	Wynegar
July 23, 1977	6th	California	Mulliniks-Remy-Solaita	Bostock
September 8, 1996	6th	California	Howell-Hudler-Snow	Coomer
May 14, 2006	6th	Chicago-AL	Konerko-Iguchi-Uribe	Castillo
August 27, 2007	7th	at Cleveland	Blake-Cabrera-Martinez	Redmond
August 21, 2012	5th	at Oakland	Donaldson-Rosales-Carter	Plouffe

\* - No other team has ever turned two triple plays in a game



# TWINS ANNUAL ATTENDANCE

AVERAGE	HOME OPENINGS	ATTENDANCE	YEAR	ATTENDANCE	ROAD OPENINGS	AVERAGE
16,756	75	1,256,723	1961	798,856	68	11,748
18,857	76	1,433,116	1962	933,850	73	12,792
18,509	76	*1,406,652	1963	704,531	70	10,064
15,285	79	1,207,514	1964	908,892	68	13,366
19,003	77	*1,463,268	1965	1,178,475	69	17,079
16,356	77	1,259,374	1966	1,099,594	67	16,412
19,520	76	1,483,547	1967	1,325,806	71	18,673
15,043	76	1,143,257	1968	1,117,915	72	15,527
17,299	78	1,349,327	1969	1,071,961	76	14,105
16,388	77	1,261,887	1970	1,220,644	78	15,649
12,545	75	940,858	1971	1,079,903	75	14,399
11,564	69	797,901	1972	846,606	71	11,924
11,941	76	907,499	1973	1,168,020	75	15,574
8,603	77	662,401	1974	968,275	75	12,910
10,098	73	737,156	1975	892,629	71	12,572
9,539	75	715,394	1976	1,089,625	77	14,151
15,100	77	1,162,727	1977	1,416,698	75	18,889
10,505	75	787,878	1978	1,316,701	73	18,037
14,274	75	1,070,521	1979	1,471,004	78	18,859
10,537	73	769,206	1980	1,363,019	77	17,702
7,951	59	469,206	1981	844,101	49	17,227
11,373	81	921,186	1982	1,452,080	79	18,381
10,737	80	858,939	1983	1,502,733	77	19,516
19,737	81	1,598,692	1984	1,549,501	76	20,388
20,393	81	1,651,814	1985	1,604,574	75	21,394
15,499	81	1,255,453	1986	1,707,440	79	21,613
25,703	81	2,081,976	1987	1,880,273	78	24,106
37,416	81	*3,030,672	1988	1,980,570	77	25,722
28,117	81	2,277,438	1989	1,988,012	77	25,818
21,895	80	1,751,584	1990	2,003,575	78	25,687
28,319	81	2,293,842	1991	2,306,583	80	28,832
30,647	81	2,482,428	1992	2,274,513	79	28,791
25,292	81	2,048,673	1993	2,300,021	78	29,487
23,704	59	1,398,565	1994	1,695,166	54	31,392
14,690	72	1,057,667	1995	1,634,586	71	23,022
17,967	80	1,437,352	1996	2,013,348	80	25,169
17,421	81	1,411,064	1997	2,095,535	80	26,194
14,395	81	1,165,980	1998	2,161,775	81	26,689
14,850	81	1,202,829	1999	2,245,944	80	28,074
13,093	81	1,059,715	2000	2,332,786	81	28,800
22,287	80	1,782,926	2001	2,274,453	81	28,080
23,759	81	1,924,473	2002	2,144,110	80	26,801
24,025	81	1,946,011	2003	2,027,406	81	25,030
23,598	81	1,911,418	2004	2,144,301	80	26,804
25,114	81	2,304,243	2005	2,217,442	81	27,376
28,210	81	2,285,018	2006	2,267,564	81	27,995
28,350	81	2,296,383	2007	2,501,160	81	30,549
28,425	81	2,302,431	2008	2,402,520	81	29,299
29,466	82	2,416,237	2009	2,251,837	81	27,800
39,798	81	3,223,640	2010	2,215,392	81	27,351
39,112	81	3,168,107	2011	2,344,923	81	28,950
34,512	81	2,776,354	2012	2,284,261	81	28,201
30,588	81	2,477,644	2013	2,188,785	81	27,022
27,785	81	2,250,606	2014	2,128,518	79	26,943
<b>20,508</b>	<b>4,210</b>	<b>86,336,782</b>	<b>TOTALS</b>	<b>90,938,792</b>	<b>4,098</b>	<b>22,191</b>

(\* — denotes league leadership)

## MISC. ATTENDANCE FACTS AND FIGURES

- Through the first five seasons at Target Field, the Twins have drawn **13,896,351** total fans in 405 home games (**3,223,640** in 2010; **3,168,107** in 2011; **2,776,354** in 2012; **2,477,644** in 2013; and **2,250,606** in 2014), averaging 34,312 fans per opening.

## TWINS CONSECUTIVE HOME CROWD STREAKS

AT LEAST	OPENINGS	DATES
10,000	979	September 21, 2001-present
20,000	403	September 18, 2009-September 7, 2014
30,000	169	September 18, 2009-August 27, 2012
40,000	22	July 3-August 31, 2010
50,000	4	July 8-22, 1988



# TWINS HOME ATTENDANCE HIGHS

EVENT		OPPONENT	DATE	ATTENDANCE
World Series Game		St. Louis	October 25, 1987	55,376
Championship Series Game		Anaheim	October 9, 2002	55,990
Division Series Game		Oakland	October 5, 2002	55,960
All-Star Game		National League	July 16, 1985	54,960
Opening Day		Toronto	April 8, 1988	53,067
Single Weekday		Detroit	October 6, 2009	54,088
Single Weeknight		Kansas City	September 25, 1987	52,704
Doubleheader		California	July 16, 1967	43,419
Two-Night Doubleheader		Oakland	July 28, 1990	51,017
Saturday Morning		Chicago	September 17, 1988	46,439
Saturday Afternoon		New York	August 13, 1988	51,963
Saturday Night		Milwaukee	July 9, 1988	52,293
Sunday		Kansas City	September 27, 1987	53,106
Holiday	Morning	New York	May 30, 1962	39,720
	Afternoon	Baltimore	July 4, 1992	48,028
	Night	Kansas City	July 4, 1973	45,890
	Doubleheader	Chicago	July 4, 1961	23,592
	Two-Nighter	Texas	July 4, 1975	25,714
Three-Date Series		New York	August 12-14, 1988	155,509
		Friday Night		52,230
		Saturday Afternoon		51,963
		Sunday Afternoon		51,316
Four-Date Series		Oakland	August 16-19, 1991	191,938
		Friday Night		50,019
		Saturday Night		52,080
		Sunday Night		44,295
		Monday Night		45,544
Season, Home		2010		3,223,640
Season, Road		2007		2,501,160
Game, Road		New York	June 20, 1965	71,245
Smallest Paid Crowd		Kansas City	September 20, 1965	537

## TWINS REGULAR SEASON HOME CROWDS OF 50,000 OR MORE

RANK	ATTENDANCE	DATE	OPPONENT	D-N	DAY	SCORE
1	54,088	10-6-09	Detroit	D	Tuesday	6-5
2	53,106	9-27-87	Kansas City	D	Sunday	8-1
3	53,067	4-8-88	Toronto	N	Friday	6-3
4	53,031	4-10-92	Texas	N	Friday	7-1
5	52,704	9-25-87	Kansas City	N	Friday	4-6
6	52,625	10-1-88	California	N	Saturday	10-5
7	52,394	4-4-89	New York-AL	N	Tuesday	2-4
8	52,293	7-9-88	Milwaukee	N	Saturday	4-5
9	52,284	7-22-88	Baltimore	N	Friday	6-1
10	52,279	4-6-82	Seattle	N	Tuesday	7-11
11	52,230	8-12-88	New York-AL	N	Friday	4-6
12	52,080	8-17-91	Oakland	N	Saturday	12-4
13	52,008	6-4-88	Oakland	N	Saturday	4-6
14	51,963	8-13-88	New York-AL	D	Saturday	12-2
15	51,863	5-16-84	Toronto	D	Wednesday	7-8
16	51,717	4-25-87	California	N	Saturday	8-7
17	51,687	7-27-88	Toronto	D	Wednesday	1-4
18	51,617	4-6-93	Chicago-AL	N	Tuesday	5-10
19	51,316	8-14-88	New York-AL	D	Sunday	6-9
20	51,285	7-8-88	Milwaukee	N	Friday	3-5
21	51,163	4-15-85	California	N	Monday	0-5
22	51,155	10-4-09	Kansas City	D	Sunday	13-4
23	51,122	9-5-87	Milwaukee	N	Saturday	2-1
24	51,085	6-30-91	Chicago-AL	D	Sunday	3-0
25	51,058	10-5-91	Toronto	N	Saturday	3-1
26	51,043	8-1-92	Milwaukee	N	Saturday	9-6
27	51,017	7-28-90	Oakland	N	Saturday	1-4 & 9-4
28	51,011	9-7-96	California	N	Saturday	6-3
29	50,818	4-11-92	Texas	N	Saturday	8-10
30	50,525	6-29-91	Chicago-AL	N	Saturday	4-8
31	50,465	8-22-92	Toronto	N	Saturday	2-4
32	50,237	8-8-87	Oakland	N	Saturday	9-2
33	50,020	7-10-88	Milwaukee	D	Sunday	2-3
34	50,019	8-16-91	Oakland	N	Friday	5-4

## TARGET FIELD TOP ATTENDANCE FIGURES

### EXHIBITION:

### REGULAR SEASON:

### POSTSEASON:

### 2-GAME SERIES:

### 3-GAME SERIES:

### 4-GAME SERIES:

### ANY EVENT:

32,995 on Friday, April 2, 2010 vs. St. Louis

41,378 on Saturday, July 2, 2011 vs. Milwaukee

42,035 on Thursday, October 7, 2010 (Game 2) vs. New York-AL

77,887 from May 10-11, 2011 vs. Detroit

123,385 from July 1-3, 2011 vs. Milwaukee

164,950 from August 18-21, 2011 vs. New York-AL

43,940 on July 12, 2013 for Kenny Chesney/Zac Brown Band "No Shoes Nation" Concert



# TWINS INDIVIDUAL SINGLE-GAME RECORDS

BATTING AND BASERUNNING			
CATEGORY	RECORD	PLAYER	OPPONENT AND DATE
At-Bats.....	*7	Gladden.....	Texas, May 20, 1989
X-Inning.....	10	Willingham.....	Chicago-AL, August 3, 2014
Runs.....	5	Braun (22 inn.).....	Milwaukee, May 12, 1972
		Thompson (22 inn.).....	Milwaukee, May 12, 1972
		Tovar (22 inn.).....	Milwaukee, May 12, 1972
		Mack (22 inn.).....	Cleveland, August 31, 1993
		Carew.....	Chicago, June 26, 1977
		Teufel.....	Toronto, September 16, 1983
		Molitor.....	Detroit, April 24, 1996
		Rivas.....	Cleveland, June 4, 2002
Hits.....	6	Puckett.....	Milwaukee, August 30, 1987
X-Inning.....	6	Puckett.....	Texas, May 23, 1991
Extra-Base Hits.....	4	Many, last Cuddyer.....	Oakland, September 21, 2005
Total Bases.....	14	Puckett.....	Milwaukee, August 30, 1987
Singles.....	5	Many, last Mauer.....	Los Angeles-NL, July 27, 2006
X-Inning.....	5	Cardenas (12 inn.).....	Kansas City, September 29, 1970
		Gladden (11 inn.).....	Seattle, September 29, 1989
		Puckett (11 inn.).....	Texas, May 23, 1991
Doubles.....	4	Puckett.....	Toronto, May 13, 1989
Triples.....	*3	Span.....	Detroit, June 29, 2010
		Landreaux.....	Texas, July 3, 1980
Home runs, Inning.....	2	Cuddyer.....	Kansas City, August 23, 2009
Home runs, Game.....	3	Allison.....	Cleveland, May 17, 1963
		Killebrew.....	Boston, September 21, 1963
		Oliva.....	Kansas City, July 3, 1973
		Morneau.....	Chicago-AL (second game), July 6, 2007
RBI.....	8	G. Adams.....	Chicago, June 26, 1977
		Bush.....	Texas, May 20, 1989
Bases-on-Balls.....	5	Smalley.....	Baltimore, May 7, 1978
Strikeouts.....	*5	Allison.....	Detroit, September 2, 1965
X-Inning.....	5	Valdespino (20 inn.).....	Washington, August 9, 1967
		Darwin (22 inn.).....	Milwaukee, May 12, 1972
		Smalley (17 inn.).....	Cleveland, August 28, 1976
GDP.....	3	Terrell.....	Seattle, April 11, 1977
		Morales.....	Milwaukee, May 17, 1980
Sacrifices.....	3	Blyleven.....	Baltimore, July 27, 1970
Sacrifice Flies.....	2	Many, last Morneau.....	Boston, May 8, 2013
X-Inning.....	2	J. Hall (10 inn.).....	Detroit, June 11, 1965
		Valdespino (10 inn.).....	Cleveland, June 22, 1965
		Hisle (11 inn.).....	Kansas City, April 5, 1974
		Kelly (11 inn.).....	Oakland, April 24, 1997
		Dozier (10 inn.).....	Milwaukee, May 19, 2012
Hit-by-Pitch.....	3	Koskie.....	Chicago, July 27, 2004
X-Inning.....	3	Kusick (11 inn.).....	Milwaukee, August 27, 1975
Stolen Bases.....	4	Hisle.....	Kansas City, June 30, 1976

PITCHING			
CATEGORY	RECORD	PLAYER	OPPONENT AND DATE
Innings Pitched.....	13	Merritt.....	New York, July 26, 1967
Hits.....	15	Pavano.....	Chicago-AL, August 19, 2010
X-Inning.....	15	Radke.....	Anaheim, August 27, 2004
Runs.....	11	Zahn (10 inn.).....	Toronto, August 26, 1978
Earned Runs.....	10	Reed.....	New York-AL, April 21, 2003
		Albury.....	Kansas City, August 6, 1974
		Decker.....	Kansas City, May 12, 1976
		Zahn.....	Baltimore, July 21, 1980
		W. Banks.....	Chicago, August 4, 1992
		Mahomes.....	Detroit, April 24, 1993
		Reed.....	New York-AL, April 21, 2003
Home runs.....	5	Silva.....	Baltimore, August 22, 2006
		Blyleven.....	Texas, September 13, 1986
Strikeouts.....	17	Santana.....	Texas, August 19, 2007
Consecutive Strikeouts.....	7	Liriano.....	Atlanta, June 11, 2010
		Merritt.....	Washington, July 21, 1966
Walks.....	9	Roland.....	Chicago-AL, April 21, 1963
		Tiant.....	Detroit, May 5, 1970
		T. Hall.....	Oakland, September 23, 1970
		Hughes.....	New York, July 19, 1975
		Berenguer.....	Boston, June 2, 1987
Intentional Walks.....	3	Many, last Cressend.....	New York-AL, May 17, 2002
Hit Batsmen.....	*4	Blyleven.....	Cleveland, April 22, 1988
Wild Pitches.....	3	Many, last Diamond.....	Kansas City, June 30, 2012
Balks.....	3	Niekro.....	New York, April 19, 1988
Pick-offs.....	2	Many, last Deshaies.....	New York, May 17, 1994

\* — denotes tie for major league record



# TWINS TEAM SINGLE-GAME RECORDS

## BATTING AND BASE-RUNNING

CATEGORY	RECORD	OPPONENT AND DATE
At-Bats.....	50.....4 times.....	last, Chicago-AL, August 3, 2014
X-Inning.....	78.....(22 inn.).....	Cleveland, August 31, 1993
Runs, Both Clubs.....	35.....(24-11).....	Detroit, April 24, 1996
Hits.....	25.....	Cleveland, June 4, 2002
X-Inning.....	24.....(11 inn.).....	Seattle, September 29, 1989
Hits, Both Clubs.....	42.....	Oakland, April 27, 1980
Extra-Base Hits.....	12.....	Toronto, May 8, 1979
Extra-Base Hits, Both Clubs.....	24.....	Cleveland, July 13, 1996
Total Bases.....	47.....	Washington, August 29, 1963
Singles.....	19.....2 times.....	last, Milwaukee, June 17, 2012
X-Inning.....	20.....(11 inn.).....	Seattle, September 29, 1989
Doubles.....	8.....2 times.....	last, Seattle, April 17, 2007
Triples.....	4.....	New York, June 2, 1964
Home runs.....	8.....	Washington, August 29, 1963
Home Runs, Both Clubs.....	9.....Many.....	last, Milwaukee, July 12, 2001
Runs Batted In.....	22.....2 times.....	last, Cleveland, June 4, 2002
Runs Batted In, Both Clubs.....	33.....	Detroit, April 24, 1996
Walks.....	14.....3 times.....	last, Kansas City, August 5, 2006
X-Inning.....	18.....(18 inn.).....	Seattle, July 19, 1969
Walks, Both Clubs.....	21.....	Kansas City, September 10, 1976
X-Inning.....	22.....2 times.....	last, (10 inn.) Baltimore, May 15, 1978
Intentional Walks.....	4.....Many.....	last, Detroit, May 23, 1992
X-Inning.....	5.....(22 inn.).....	Milwaukee, May 12, 1972
Intentional Walks, Both Clubs.....	5.....	Boston, August 28, 1984
X-Inning.....	7.....(22 inn.).....	Milwaukee, May 12, 1972
Strikeouts.....	18.....	last, Seattle, September 13, 1995
X-Inning.....	19.....3 times.....	last, (13 inn.) Tampa Bay, July 10, 2013
Strikeouts, Both Clubs.....	29.....	at Chicago, September 13, 2014 (Game 1)
X-Inning.....	35.....(13 inn.).....	Tampa Bay, July 10, 2013
Grounded into Double Plays.....	5.....Many.....	last, Chicago, July 23, 2012
X-Inning.....	5.....(22 inn.).....	Milwaukee, May 12, 1972
Sacrifices.....	5.....	Chicago, June 23, 1979
X-Inning.....	5.....Many.....	last, (17 inn.) Texas, September 17, 1977
Sacrifice Flies.....	4.....3 times.....	last, Detroit, September 10, 2006
X-Inning.....	3.....2 times.....	last, Cleveland, July 3, 1994
Hit-by-Pitch.....	4.....2 times.....	last, Kansas City, April 13, 1971
X-Inning.....	4.....(17 inn.).....	Cleveland, May 7, 1995
Left-on-Base.....	17.....2 times.....	last, Milwaukee, September 4, 1990
X-Inning.....	23.....2 times.....	last, (22 inn.) Milwaukee, May 12, 1972
Stolen Bases.....	6.....	Seattle, September 9, 1992
Opponent Stolen Bases.....	7.....2 times.....	last, New York, May 10, 1987
X-Inning.....	12.....(12 inn.).....	Oakland, August 1, 1976
Stolen Bases, Both Clubs.....	8.....Many.....	last, Kansas City, August 26, 2001
X-Inning.....	14.....(12 inn.).....	Oakland, August 1, 1976
Largest Margin of Victory.....	21.....(23-2).....	Cleveland, June 4, 2002
Largest Margin of Loss.....	18.....(20-2).....	Kansas City, April 25, 1961
Runs in Shutout.....	16.....	Boston, May 25, 1990
Opponent Runs in Shutout.....	17.....	California, April 23, 1980
Runs in Inning.....	11.....Many.....	last, (5th inn.) Boston, May 20, 1994
Opponent Runs in Inning.....	12.....	Kansas City, June 17, 2003
Consecutive Scoring Innings.....	7.....Many.....	last, Texas, September 5, 2001
Hits in Inning.....	10.....2 times.....	last, (5th inn.) Boston, May 20, 1994
Opponent Hits in Inning.....	10.....3 times.....	last, (4th inn.) Oakland, September 11, 2013
Consecutive Hits.....	8.....3 times.....	last, (1st inn.) San Francisco, June 21, 2011
Opponent Consecutive Hits.....	10.....(2nd inn.).....	Toronto, September 4, 1992
Most Players 2+ Hits.....	9.....Many.....	last, Houston, June 6, 1999
Most Baserunners.....	34.....2 times.....	last, Cleveland, June 4, 2002
X-Inning.....	35.....(18 inn.).....	Seattle, July 19, 1969
Batters in Inning.....	16.....(5th inn.).....	Boston, May 20, 1994
X-Inning.....	16.....(10 inn.).....	Oakland, June 21, 1969

## TWINS POSITION PITCHERS WHO HAVE PITCHED

PLAYER	DATE	OPP	IP	R	ER	BB	SO	P/K	PLAYER	DATE	OPP	IP	R	ER	BB	SO	P/K
Julio Becquer	9-10-61	at KC	1.1	3	3	1	0	N/A	John Moses	5-19-90	at BOS	1.0	1	1	0	0	15/9
Cesar Tovar*	9-22-68	OAK	1.0	0	0	1	1	N/A	John Moses	7-31-90	CAL	1.0	2	2	2	0	30/15
Dan Gladden	6-27-88	at CAL	1.0	0	0	0	0	9/5	Michael Cuddyer	7-25-11	at TEX	1.0	0	0	1	0	16/9
Dan Gladden	5-07-89	at CLE	1.0	1	1	1	0	18/11	Drew Butera	5-20-12	at MIL	1.0	0	0	1	1	17/9
John Moses	6-24-89	at BOS	1.0	0	0	1	0	13/7	Jamey Carroll	8-05-13	at KC	1.0	0	0	0	0	9/7

\* - started game



# TWINS TEAM SINGLE-GAME RECORDS

		PITCHING	
CATEGORY	RECORD		OPPONENT AND DATE
Hits	27		Texas, July 25, 2011
X-Inning	26	(17 inn.)	Cleveland, May 7, 1995
Runs	23	(23-6)	Kansas City, April 6, 1974
Earned Runs	20		Kansas City, April 6, 1974
Home Runs	7		Texas, September 13, 1986
Strikeouts	19		Texas, August 19, 2007
X-Inning	18	(13 inn.)	Cleveland, June 2, 2005
Walks	13	2 times	last, Boston, May 2, 1971
Intentional Walks	4	2 times	last, Seattle, August 16, 1981
Hit-Batsmen	4		Cleveland, April 22, 1988
Wild Pitches	4	Many	last, Kansas City, April 20, 2007
X-Inning	4	(13 inn.)	Chicago, July 25, 1964
Balks	3	2 times	last, New York, April 19, 1988
Pick-offs	2	Many	last, Seattle, August 28, 2002
Pitchers Used	8	Many	last, Cleveland, August 14, 2013
X-Inning	9	4 times	last, (10 inn.) Los Angeles-AL, September 5, 2014
Pitchers, Both Clubs	15		Detroit, October 1, 2000
X-Inning	17	3 times	last, (10 inn.) Los Angeles-AL, September 5, 2014
Pitchers In Inning	5	(8th)	Toronto, May 28, 1986

		FIELDING	
CATEGORY	RECORD		OPPONENT AND DATE
Assists	22		Milwaukee, August 7, 1990
X-Inning	42	(22 inn.)	Cleveland, August 31, 1993
Opponent Assists	24		Boston, July 4, 1990
X-Inning	33	(22 inn.)	Milwaukee, May 12, 1972
Assists, Both Clubs	37		Detroit, June 11, 1980
X-Inning	67	(22 inn.)	Cleveland, August 31, 1993
Errors	7		Chicago, May 7, 1965
Opponent Errors	6	2 times	last, Cleveland, September 28, 1984
X-Inning	6	(13 inn.)	Los Angeles, April 16, 1963
Errors, Both Clubs	9		Cleveland, September 3, 1972
X-Inning	9	(13 inn.)	Los Angeles, April 16, 1963
Passed Balls	2	3 times	last, Texas, August 26, 2012
X-Inning	3	(11 inn.)	Baltimore, August 1, 1962
Doubleplays	6		Boston, July 18, 1990
X-Inning	6	(10 inn.)	Toronto, August 29, 1977
Opponent Doubleplays	6		Texas, August 2, 2006
X-Inning	5	2 times	last, (12 inn.) Toronto, August 25, 1984
Doubleplays, Both Clubs	10		Boston, July 18, 1990
X-Inning	8	(12 inn.)	Toronto, August 25, 1984
Tripleplays	2		Boston, July 17, 1990

		MISCELLANEOUS	
CATEGORY	RECORD		OPPONENT AND DATE
Players Used	23		Kansas City, October 4, 1987
X-Inning	27	(12 inn.)	Kansas City, September 29, 1970
Players, Both Clubs	42		Chicago, September 21, 1983
X-Inning	49	(12 inn.)	Kansas City, September 29, 1970
Pinch-Hitters Used	8		Seattle, September 13, 1996
X-Inning	7	(22 inn.)	Milwaukee, May 12, 1972
Most Innings Played	22	2 times	Milwaukee, May 12, 1972
		last	Cleveland, August 31, 1993
Longest Game	4:10		Detroit, August 24, 2014
X-Inning	6:36	(17 inn.)	Cleveland, May 7, 1995
Shortest Game	1:33		Toronto, September 28, 1982
5-Inning	1:03		Boston, August 6, 1967
Longest 1-0 Game	15 inn.		Kansas City, May 23, 1981
Warmest Home Start	97	2 times	last, Detroit, July 8, 1974
Warmest, Road	109		Texas, June 27, 1980
Coldest Home Start	32		New York, May 2, 1967
Coldest, Road	34		Boston, April 9, 1996

## LONGEST SCORELESS INNING STREAKS FOR TWINS STARTERS

PITCHER	STREAK	DATES
Johan Santana	33.0 IP	August 28-September 24, 2004
Scott Erickson	29.1 IP	April 21-May 7, 1991
Frank Viola	29.0 IP	April 26-May 10, 1988
Jim Kaat	27.1 IP	August 19-31, 1966
Kyle Gibson	22.0 IP	June 2-18, 2014



# TWINS INDIVIDUAL SEASON RECORDS

## BATTING AND BASERUNNING

Average	.....	388, Carew, 1977
Games	.....	+164, Tovar, 1967
Plate Appearances	.....	744, Puckett, 1985
At-Bats	.....	691, Puckett, 1985
Runs	.....	140, Knoblauch, 1996
Hits	.....	239, Carew, 1977
Extra-Base Hits	.....	84, Oliva, 1964
Total Bases	.....	374, Oliva, 1964
Slugging Percentage	.....	.606, Killebrew, 1961
On-Base Percentage	.....	.449, Carew, 1977
Pinch-Hit Average (20+ AB)	.....	.444, Leius, 1991
Pinch Hits	.....	19, Hale, 1996
Bunt Hits	.....	30, Gomez, 2008
Infield Hits	.....	50, Gomez, 2008
Singles	.....	180, Carew, 1974
Doubles	.....	47, Morneau, 2008
Triples	.....	20, Guzman, 2000
Home Runs, Right-Handed	.....	49, Killebrew, 1964, '69
Home Runs, Left-Handed	.....	34, Hrbek, 1987 and Morneau, 2006
Home Runs, Rookie	.....	33, Hall, 1963
Home Runs, Home	.....	29, Killebrew, 1961
Home Runs, Road	.....	28, Killebrew, 1962
Grand-Slams	.....	3, Allison, 1961
		Carew, 1976
		Hrbek, 1985
		Puckett, 1992
		Hunter, 2007

Consecutive Games with a Home Run	.....	5, Killebrew, 2x in 1970
		Cordova, 1995
RBI	.....	140, Killebrew, 1969
Walks	.....	145, Killebrew, 1969
Hit-by-Pitch	.....	19, Knoblauch, 1996
Strikeouts	.....	145, Darwin, 1977
Fewest Strikeouts	.....	16 (min. 385 AB's), Harper, 1989
Ground Into Doubleplay	.....	28, Killebrew, 1970
Fewest Ground Into Doubleplay	.....	2 (min. 613 AB's), Tovar, 1968
Sacrifice Hits	.....	25, Wilfong, 1979
Sacrifice Flies	.....	13, Gaetti, 1982
		Brunansky, 1985
Consecutive Games Played	.....	319, Morneau, 2007-09
Consecutive Game Hit-Streak	.....	31, Landreaux, 1980
Consecutive Hits	.....	9, Oliva, 1967
		Hatcher, 1985
		Walker, 1998
On-Base Streak	.....	11, Carew, 1967
		Knoblauch, 1996
		Walker, 1998
Multi-Hit Games	.....	74, Puckett, 1989
4-Hit Games	.....	8, Carew, 1977
		Puckett, 1988
Consecutive Hitless At-Bats	.....	53, Chance, 1967
Stolen Bases	.....	62, Knoblauch, 1997
Caught Stealing	.....	22, Carew, 1976
Stolen Base Percentage	.....	95.5 (21-for-22), Casilla, 2012

## PITCHING

ERA	.....	2.45 (202.1 IP), Anderson, 1988
Win Percentage	.....	.800 (12-3), Santana, 2003 and Liriano, 2006
Wins	.....	25, Kaat, 1966
Relief Wins	.....	17, Campbell, 1976
Losses	.....	20, Ramos, 1961
Decisions	.....	38, Kaat, 1966
Saves	.....	47, Nathan, 2009
Games	.....	+90, Marshall, 1979
Games Started	.....	42, Kaat, 1965
Complete Games	.....	25, Blyleven, 1973
Consecutive Complete Games	.....	8, Pascual, 1964
Relief Appearances	.....	*89, Marshall, 1979
Games Finished	.....	#84, Marshall, 1979
Innings Pitched	.....	325.0, Blyleven, 1973
Hits	.....	296, Blyleven, 1973
Runs	.....	141, Viola, 1983
Earned Runs	.....	129, Hawkins, 1999
Home Runs	.....	#50, Blyleven, 1986
Strikeouts	.....	265, Santana, 2004
Walks	.....	127, J. Hughes, 1975
Intentional Walks	.....	16, Perranoski, 1969

Hit-Batsmen	.....	18, Kaat, 1962
Wild Pitches	.....	15, Goltz, 1976
		Smithson, 1986
		Morris, 1991
		Santana, 2002
Balks	.....	5, R. Erickson, 1981
		Straker, 1987
		Berenguer, 1988
		Banks, 1993
Pick-offs	.....	14, Koosman, 1979
Shutouts	.....	9, Blyleven, 1973
Shutouts Lost	.....	5, Stigman, 1964
		Decker, 1974
		Viola, 1983
Consecutive Shutout Innings Pitched	.....	36.0, Romero, 2004
1-0 Games Won	.....	3, Blyleven, 1971
1-0 Games Lost	.....	2, many players
Consecutive Wins	.....	13, Santana, 2004
Consecutive Losses	.....	16, Felton, 1980-82
One-Season	.....	13, Felton, 1982

(# — denotes major league record; + — denotes league record; \* — denotes tie for league record)

## FIELDING BY POSITION

POSITION	PLAYER	YEAR	G	PO	A	E	FIELDING %
P	Jim Perry	1971	40	17	44	0	1.000
C	Joe Mauer	2007	91	598	35	1	.998
1B	Kent Hrbek	1990	120	1057	81	3	.997
2B	Rob Wilfong	1980	120	238	337	3	.995
3B	Gary Gaetti	1988	115	105	189	7	.977
SS	Leo Cardenas	1971	153	266	445	11	.985
OF	Ben Revere	2012	121	282	8	0	1.000
All	TEAM	2009	163	4359	1565	76	.987

## TWINS 200-PLUS HITS IN A SEASON

PLAYER	YEAR	HITS	PLAYER	YEAR	HITS
Tony Oliva	1964	217	Kirby Puckett	1986	223
Tony Oliva	1970	204	Kirby Puckett	1987	207
Cesar Tovar	1971	204	Kirby Puckett	1988	234
Rod Carew	1973	203	Kirby Puckett	1989	215
Rod Carew	1974	218	Kirby Puckett	1992	210
Rod Carew	1976	200	Paul Molitor	1996	225
Rod Carew	1977	239			



# TWINS TEAM SEASON RECORDS

## MISCELLANEOUS

Highest Win Percentage (102-60)	630 in 1965
Lowest Win Percentage (60-102)	370 in 1982
Best Home Percentage (57-24)	704 in 1969
Best Road Percentage (51-30)	630 in 1965
Most Consecutive Wins	15 in 1991
Most Consecutive Losses	14 in 1982
Most Doubleheaders	20 in 1961
Most Doubleheaders Won	7 in 1965
Most Games	+164 in 1967
Fewest Games	110 in 1981
Most Home Games	*84 in 1985
Most Road Games	83 in 1967
Most One-Run Games	68 in 1968

Most One-Run Games Won	35 in 1968
Most Extra-Innings	23 in 2005
Most Extra-Inning Games Won	15 in 2005
Most Night Games	117 in 1990, 91 and 99
Most Night Games Won	70 in 1991
Most Day Games	95 in 1961
Most Day Games Won	54 in 1962
Most Players Used	48 in 2014
Fewest Players Used	31 in 1976
Most Pitchers	24 in 2009 and 12
Fewest Pitchers	12 in 1967 and 72
Most Pinch-Hitters	265 in 1968 and 79
Fewest Pinch-Hitters	63 in 2012

## BATTING AND BASERUNNING

Highest Batting Average	288 in 1996
Lowest Batting Average	237 in 1968
Highest Pinch-Hit Average	363 in 1994
Lowest Pinch-Hit Average	145 in 2006
Most At-Bats	5677 in 1969
Fewest At-Bats	5234 in 1972
Most Runs	877 in 1996
Fewest Runs	537 in 1972
Most Hits	1633 in 1996
Fewest Hits	1274 in 1968
Most Bunt Hits	65 in 2008
Most Extra-Base Hits	551 in 2002
Fewest Extra-Base Hits	306 in 1972
Most Total Bases	2440 in 2003
Fewest Total Bases	1800 in 1972
Highest Slugging Percentage	437 in 2002
Lowest Slugging Percentage	338 in 1981
Most Singles	1192 in 1974
Fewest Singles	914 in 1967
Most Doubles	348 in 2002
Fewest Doubles	182 in 1972
Most Triples	60 in 1977
Fewest Triples	24 in 2004
Most Home Runs	225 in 1963
Fewest Home Runs	81 in 1976
Most Grand Slams	8 in 1961
Fewest Grand Slams	0 in 1968

Most Consecutive Games with a Home Run	16 in 1979
Most Runs Batted In	812 in 1996
Fewest Runs Batted In	506 in 1972
Most Walks	649 in 1962
Fewest Walks	436 in 1980
Most Intentional Walks	79 in 1965
Fewest Intentional Walks	20 in 2013
Most Strikeouts	1430 in 2013
Fewest Strikeouts	684 in 1978
Most GDP	172 in 1996
Fewest GDP	93 in 1965 and 94
Most Sacrifice Hits	142 in 1979
Fewest Sacrifice Hits	18 in 1998 and 95
Most Sacrifice Flies	72 in 2008
Fewest Sacrifice Flies	25 in 2011
Most Hit-by-Pitch	65 in 1996
Fewest Hit-by-Pitch	21 in 1980
Most Left-on-Base	1262 in 1974
Fewest Left-on-Base	1041 in 1987
Most Stolen Bases	151 in 1997
Fewest Stolen Bases	32 in 1963
Most Caught Stealing	75 in 1976
Fewest Caught Stealing	14 in 1963
Highest Stolen Base Percentage (112-for-142)	78.9% in 2007
Lowest Stolen Base Percentage (47-for-90)	52.2% in 1961
Consecutive Scoreless Innings	30 in 1964 and 78

## PITCHING

Lowest ERA	2.84 in 1972
Highest ERA	5.76 in 1995
Most Wins	102 in 1965
Fewest Wins	60 in 1982
Most Losses	102 in 1982
Fewest Losses	60 in 1965
Most Saves	58 in 1970
Fewest Saves	22 in 1975
Most Innings Pitched	1497.2 in 1969
Fewest Innings Pitched	1399.1 in 1972
Most Runs Allowed	900 in 1996
Fewest Runs Allowed	535 in 1972
Most Earned Runs Allowed	844 in 1996
Fewest Earned Runs Allowed	441 in 1972
Most Hits Allowed	1634 in 2000
Fewest Hits Allowed	1188 in 1972
Most Home Runs Allowed	233 in 1996
Fewest Home Runs Allowed	89 in 1976
Most Strikeouts	1164 in 2006
Fewest Strikeouts	703 in 1978
Most Walks	643 in 1982
Fewest Walks	348 in 2005

Most Intentional Walks	76 in 1969
Fewest Intentional Walks	12 in 2000
Most Hit-Batsmen	58 in 2009
Fewest Hit-Batsmen	12 in 1982
Most Wild Pitches	73 in 1964
Fewest Wild Pitches	26 in 1972
Most Balks	38 in 1988
Fewest Balks	1 in 1961, 66, 69 and 2004
Most Pick-offs	29 in 1979 and 85
Most Complete Games	58 in 1963 and 67
Fewest Complete Games	1 in 2006 and 13
Consecutive Complete Games	7 in 1962
Most Consecutive Games without a CG	121 in 2006
Most Relievers Used	511 in 2013
Fewest Relievers Used	163 in 1975
Most Shutouts Won	18 in 1967 and 73
Fewest Shutouts Won	3 in 1993
Most Shutouts Lost	14 in 1964, 72, 90 and 2006
Fewest Shutouts Lost	3 in 1965
Consecutive Shutout Innings Pitched	32.0 in 2004
Most 1-0 Games Won	5 in 1966
Most 1-0 Games Lost	5 in 1974

## FIELDING

Most Errors	174 in 1961
Fewest Errors	74 in 2002
Most Consecutive Errorless Games	12 in 2002
Most Passed Balls	21 in 1987 and 93
Fewest Passed Balls	4 in 1984, 2001 and 08
Most Doubleplays	203 in 1979
Fewest Doubleplays	114 in 2003
Most Consecutive Games with a Doubleplay	17 in 1979

Highest Fielding Percentage	.987 in 2002, 09 and 10
Lowest Fielding Percentage	.971 in 1961
Most Chances	6509 in 1969
Fewest Chances	5830 in 2002
Most Putouts	4503 in 1969
Fewest Putouts	4198 in 1972
Most Assists	2007 in 1979
Fewest Assists	1422 in 2002



# TWINS ALL-TIME TOP TEN

## BATTING

### SINGLE SEASON

#### BATTING AVERAGE

388+	Rod Carew	1977
<b>365+</b>	<b>Joe Mauer</b>	<b>2009</b>
364+	Rod Carew	1974
359	Rod Carew	1975
356	Kirby Puckett	1988
350+	Rod Carew	1973
<b>347+</b>	<b>Joe Mauer</b>	<b>2006</b>
341	Chuck Knoblauch	1996
341	Paul Molitor	1996
339+	Kirby Puckett	1989

#### GAMES

164+	Cesar Tovar	1967
163	Harmon Killebrew	1967
163+	Justin Morneau	2008
162**	Harmon Killebrew	1966
162	Harmon Killebrew	1969
162**	Roy Smalley	1979
162**+	Gary Gaetti	1984
161	Tony Oliva	1964
161	Cesar Tovar	1970
161	Kirby Puckett	1985
161	Kirby Puckett	1986
161	Paul Molitor	1996

#### AT-BATS

691+	Kirby Puckett	1985
680	Kirby Puckett	1986
672*	Tony Oliva	1964
666*	Zoilo Versalles	1965
660	Paul Molitor	1996
659	Zoilo Versalles	1964
657	Cesar Tovar	1971
657+	Kirby Puckett	1988
650	Cesar Tovar	1970
649*	Cesar Tovar	1967

#### RUNS

140	Chuck Knoblauch	1996
128+	Rod Carew	1977
126+	Zoilo Versalles	1965
120	Cesar Tovar	1970
119	Kirby Puckett	1986
117	Chuck Knoblauch	1997
<b>112</b>	<b>Brian Dozier</b>	<b>2014</b>
109*	Tony Oliva	1964
109	Kirby Puckett	1988
107	Tony Oliva	1965
107	Chuck Knoblauch	1995

#### HITS

239+	Rod Carew	1977
234+	Kirby Puckett	1988
225*	Paul Molitor	1996
223	Kirby Puckett	1986
218+	Rod Carew	1974
217+	Tony Oliva	1964
215+	Kirby Puckett	1989
210+	Kirby Puckett	1992
207**	Kirby Puckett	1987
204*	Tony Oliva	1970
204*	Cesar Tovar	1971

#### TOTAL BASES

374+	Tony Oliva	1964
365	Kirby Puckett	1986
358+	Kirby Puckett	1988
351	Rod Carew	1977
333	Kirby Puckett	1987
331	Justin Morneau	2006
328	Harmon Killebrew	1961
324	Harmon Killebrew	1969
323	Tony Oliva	1970
316	Harmon Killebrew	1964
316	Tony Oliva	1969

### CAREER

#### BATTING AVERAGE

334	Rod Carew	1967-78
<b>319</b>	<b>Joe Mauer</b>	<b>2004-14</b>
318	Kirby Puckett	1984-95
309	Shane Mack	1990-94
306	Brian Harper	1988-93
304	Tony Oliva	1962-76
304	Chuck Knoblauch	1991-97
286	Larry Hise	1973-77
284	Denard Span	2008-12
284	Steve Braun	1971-76
284	Mickey Hatcher	1981-86

#### GAMES

1939	Harmon Killebrew	1961-74
1783	Kirby Puckett	1984-95
1747	Kent Hrbek	1981-94
1676	Tony Oliva	1962-76
1635	Rod Carew	1967-78
1361	Gary Gaetti	1981-90
<b>1298</b>	<b>Joe Mauer</b>	<b>2004-14</b>
1278	Justin Morneau	2003-13
1236	Bob Allison	1961-70
<b>1234</b>	<b>Torii Hunter</b>	<b>1997-07</b>

#### AT-BATS

7244	Kirby Puckett	1984-95
6593	Harmon Killebrew	1961-74
6301	Tony Oliva	1962-76
6235	Rod Carew	1967-78
6192	Kent Hrbek	1981-94
4989	Gary Gaetti	1981-90
<b>4833</b>	<b>Joe Mauer</b>	<b>2004-14</b>
4749	Justin Morneau	2003-13
<b>4492</b>	<b>Torii Hunter</b>	<b>1997-07</b>
4148	Zoilo Versalles	1961-67

#### RUNS

1071	Kirby Puckett	1984-95
1047	Harmon Killebrew	1961-74
950	Rod Carew	1967-78
903	Kent Hrbek	1981-94
870	Tony Oliva	1962-76
<b>748</b>	<b>Joe Mauer</b>	<b>2004-14</b>
713	Chuck Knoblauch	1991-97
<b>672</b>	<b>Torii Hunter</b>	<b>1997-07</b>
669	Justin Morneau	2003-13
648	Bob Allison	1961-70

#### HITS

2304	Kirby Puckett	1984-95
2085	Rod Carew	1967-78
1917	Tony Oliva	1962-76
1749	Kent Hrbek	1981-94
1713	Harmon Killebrew	1961-74
<b>1540</b>	<b>Joe Mauer</b>	<b>2004-14</b>
1318	Justin Morneau	2003-13
1276	Gary Gaetti	1981-90
<b>1218</b>	<b>Torii Hunter</b>	<b>1997-07</b>
1197	Chuck Knoblauch	1991-97

#### TOTAL BASES

3453	Kirby Puckett	1984-95
3412	Harmon Killebrew	1961-74
3002	Tony Oliva	1962-76
2976	Kent Hrbek	1981-94
2792	Rod Carew	1967-78
2302	Justin Morneau	2003-13
<b>2220</b>	<b>Joe Mauer</b>	<b>2004-14</b>
2181	Gary Gaetti	1981-90
<b>2105</b>	<b>Torii Hunter</b>	<b>1997-07</b>
1881	Bob Allison	1961-70



# TWINS ALL-TIME TOP TEN

## BATTING

### SINGLE SEASON

#### DOUBLES

47	Justin Morneau	2008
46	Marty Cordova	1996
46	Delmon Young	2010
45**+	Zoilo Versalles	1965
45	Kirby Puckett	1989
45+	Chuck Knoblauch	1994
45	<b>Torii Hunter</b>	<b>2007</b>
44	Matt Lawton	2000
43*	Tony Oliva	1964
43	<b>Joe Mauer</b>	<b>2010</b>

#### TRIPLES

20+	Cristian Guzman	2000
16*	Rod Carew	1977
14*	Chuck Knoblauch	1996
14+	Cristian Guzman	2001
14+	Cristian Guzman	2003
13*	Zoilo Versalles	1963
13*	Cesar Tovar	1970
13	Kirby Puckett	1985
12**	Zoilo Versalles	1965
12	Rod Carew	1976
12	Lyman Bostock	1977

#### HOME RUNS

49+	Harmon Killebrew	1964
49+	Harmon Killebrew	1969
48*	Harmon Killebrew	1962
46	Harmon Killebrew	1961
45+	Harmon Killebrew	1963
44**+	Harmon Killebrew	1967
41	Harmon Killebrew	1970
39	Harmon Killebrew	1966
35	Bob Allison	1963
35	Josh Willingham	2012

#### RUNS BATTED IN

140+	Harmon Killebrew	1969
130	Justin Morneau	2006
129	Justin Morneau	2008
126*	Harmon Killebrew	1962
122	Harmon Killebrew	1961
121	Kirby Puckett	1988
119*	Harmon Killebrew	1971
119*	Larry Hisle	1977
113	Harmon Killebrew	1967
113	Harmon Killebrew	1970
113	Paul Molitor	1996

#### WALKS

145*	Harmon Killebrew	1969
131+	Harmon Killebrew	1967
128	Harmon Killebrew	1970
114+	Harmon Killebrew	1971
107	Harmon Killebrew	1961
106	Harmon Killebrew	1962
103	Bob Allison	1961
103+	Harmon Killebrew	1966
98	Chuck Knoblauch	1996
95	Chili Davis	1991

#### STRIKEOUTS

145+	Bob Darwin	1972
142+	Harmon Killebrew	1962
142	Carlos Gomez	2008
141	Josh Willingham	2012
137*	Bob Darwin	1973
135	Harmon Killebrew	1964
130	Rich Becker	1997
130	Michael Cuddyer	2006
129	Jacque Jones	2002
129	<b>Brian Dozier</b>	<b>2014</b>
128	Larry Hisle	1973
128	Josh Willingham	2013

### CAREER

#### DOUBLES

414	Kirby Puckett	1984-95
329	Tony Oliva	1962-76
312	Kent Hrbek	1981-94
<b>309</b>	<b>Joe Mauer</b>	<b>2004-14</b>
305	Rod Carew	1967-78
289	Justin Morneau	2003-13
<b>259</b>	<b>Torii Hunter</b>	<b>1997-07</b>
252	Gary Gaetti	1981-90
239	Michael Cuddyer	2001-11
232	Harmon Killebrew	1961-74

#### TRIPLES

90	Rod Carew	1967-78
61	Cristian Guzman	1999-04
57	Kirby Puckett	1984-95
56	Zoilo Versalles	1961-67
51	Chuck Knoblauch	1991-97
48	Tony Oliva	1962-76
45	Cesar Tovar	1965-72
41	Bob Allison	1961-70
36	Denard Span	2008-12
35	Greg Gagne	1983-92
35	Michael Cuddyer	2001-11

#### HOME RUNS

475	Harmon Killebrew	1961-74
293	Kent Hrbek	1981-94
221	Justin Morneau	2003-13
220	Tony Oliva	1962-76
211	Bob Allison	1961-70
207	Kirby Puckett	1984-95
201	Gary Gaetti	1981-90
<b>192</b>	<b>Torii Hunter</b>	<b>1997-07</b>
163	Tom Brunansky	1982-88
141	Michael Cuddyer	2001-11

#### RUNS BATTED IN

1325	Harmon Killebrew	1961-74
1086	Kent Hrbek	1981-94
1085	Kirby Puckett	1984-95
947	Tony Oliva	1962-76
860	Justin Morneau	2003-13
758	Gary Gaetti	1981-90
733	Rod Carew	1967-78
711	<b>Torii Hunter</b>	<b>1997-07</b>
<b>689</b>	<b>Joe Mauer</b>	<b>2004-14</b>
642	Bob Allison	1961-70

#### WALKS

1321	Harmon Killebrew	1961-74
838	Kent Hrbek	1981-94
<b>676</b>	<b>Joe Mauer</b>	<b>2004-14</b>
641	Bob Allison	1961-70
613	Rod Carew	1967-78
549	Roy Smalley	1976-82, 85-87
513	Chuck Knoblauch	1991-97
501	Justin Morneau	2003-13
450	Kirby Puckett	1984-95
448	Tony Oliva	1962-76

#### STRIKEOUTS

1314	Harmon Killebrew	1961-74
965	Kirby Puckett	1984-95
877	Gary Gaetti	1981-90
<b>870</b>	<b>Torii Hunter</b>	<b>1997-07</b>
842	Bob Allison	1961-70
839	Justin Morneau	2003-13
805	Michael Cuddyer	2001-11
798	Kent Hrbek	1981-94
737	Jacque Jones	1999-05
716	Rod Carew	1967-78



# TWINS ALL-TIME TOP TEN

## BATTING

### SINGLE SEASON

#### STOLEN BASES

62	Chuck Knoblauch.....	1997
49	Rod Carew.....	1976
46	Chuck Knoblauch.....	1995
45	Cesar Tovar.....	1969
45	Chuck Knoblauch.....	1996
41	Rod Carew.....	1973
40	Ben Revere.....	2012
38	Rod Carew.....	1974
37	Otis Nixon.....	1998
35	3x, last Chuck Knoblauch.....	1994

### CAREER

#### STOLEN BASES

276	Chuck Knoblauch.....	1991-97
271	Rod Carew.....	1967-78
186	Cesar Tovar.....	1965-72
134	Kirby Puckett.....	1984-95
126	<b>Torii Hunter</b> .....	<b>1997-07</b>
116	Dan Gladden.....	1987-91
102	Cristian Guzman.....	1999-04
96	Matt Lawton.....	1995-01
92	Larry Hisle.....	1973-77
90	Denard Span.....	2008-12

## PITCHING

### SINGLE SEASON

#### WINS

25*	Jim Kaat.....	1966
24*	Jim Perry.....	1970
24+	Frank Viola.....	1988
21	Camilo Pascual.....	1963
21*	Mudcat Grant.....	1965
20*	10x, last Johan Santana.....	2004
	(Goltz tied for league-lead in 77)	
	(S. Erickson tied for league-lead in 91)	

#### LOSSES

20+	Pedro Ramos.....	1961
19+	Scott Erickson.....	1993
18	Geoff Zahn.....	1980
18	Allan Anderson.....	1990
17	Jim Kaat.....	1961
17	Jim Perry.....	1971
17	Bert Blyleven.....	1972
17	Bert Blyleven.....	1973
17	Bert Blyleven.....	1974
17	Bert Blyleven.....	1988
17	Rich Robertson.....	1996

### EARNED RUN AVERAGE

2.45*	Allan Anderson.....	1988
2.46	Camilo Pascual.....	1963
2.49	Dave Goltz.....	1978
2.52	Bert Blyleven.....	1973
2.53	Jim Merritt.....	1967
2.53	Dean Chance.....	1968
2.54	Jim Perry.....	1966
2.61*	Johan Santana.....	2004
2.62	Lee Stange.....	1963
2.62	Ray Corbin.....	1972

#### GAMES

90*	Mike Marshall.....	1979
83**	Eddie Guardado.....	1996
81	J.C. Romero.....	2002
79	Eddie Guardado.....	1998
79*	Matt Guerrier.....	2009
78*	Bill Campbell.....	1976
77	Mike Trombley.....	1998
77	Juan Rincon.....	2004
76	Bob Wells.....	1999 and 2000
76	Matt Guerrier.....	2008

### GAMES STARTED

42+	Jim Kaat.....	1965
41+	Jim Kaat.....	1966
40*	Jim Perry.....	1970
40	Bert Blyleven.....	1973
39	Mudcat Grant.....	1965
39**	Dean Chance.....	1967
39	Dean Chance.....	1968
39	Jim Perry.....	1971
39	Dave Goltz.....	1977
38	5x, last Bert Blyleven.....	1972

### CAREER

#### WINS

189	Jim Kaat.....	1961-73
149	Bert Blyleven.....	1970-76, 85-88
148	Brad Radke.....	1995-06
128	Jim Perry.....	1963-72
112	Frank Viola.....	1982-89
96	Dave Goltz.....	1972-79
93	Johan Santana.....	2000-07
88	Camilo Pascual.....	1961-66
75	Kevin Tapani.....	1989-95
67	Dave Boswell.....	1964-70

#### LOSSES

152	Jim Kaat.....	1961-73
139	Brad Radke.....	1995-06
138	Bert Blyleven.....	1970-76, 85-88
93	Frank Viola.....	1982-89
90	Jim Perry.....	1963-72
79	Dave Goltz.....	1972-79
65	Joe Mays.....	1999-05
63	Kevin Tapani.....	1989-95
60	Scott Erickson.....	1990-95
57	3x, last Kyle Lohse.....	2001-06

### EARNED RUN AVERAGE

2.67	Dean Chance.....	1967-69
3.03	Jim Merritt.....	1965-68
3.15	Jim Perry.....	1963-72
3.22	Johan Santana.....	2000-07
3.28	Jim Kaat.....	1961-73
3.28	Bert Blyleven.....	1970-76, 85-88
3.31	Camilo Pascual.....	1961-66
3.35	Dick Woodson.....	1969-70, 72-74
3.35	Mudcat Grant.....	1964-67
3.48	Dave Goltz.....	1972-79

#### GAMES

648	Eddie Guardado.....	1993-03, 2008
490	Rick Aguilera.....	1989-99
468	Jim Kaat.....	1961-73
460	Joe Nathan.....	2004-11
420	Matt Guerrier.....	2004-10, 14
386	Juan Rincon.....	2001-08
378	Brad Radke.....	1995-06
376	Jim Perry.....	1963-72
376	Jesse Crain.....	2004-10
366	LaTroy Hawkins.....	1995-03

### GAMES STARTED

422	Jim Kaat.....	1961-73
377	Brad Radke.....	1995-06
345	Bert Blyleven.....	1970-76, 85-88
259	Frank Viola.....	1982-89
249	Jim Perry.....	1963-72
215	Dave Goltz.....	1972-79
180	Kevin Tapani.....	1989-95
179	Camilo Pascual.....	1961-66
175	Johan Santana.....	2000-07
165	Eric Milton.....	1998-03



# TWINS ALL-TIME TOP TEN

## PITCHING

### SINGLE SEASON

#### COMPLETE GAMES

25	Bert Blyleven	1973
20	Bert Blyleven	1975
19*	Jim Kaat	1966
19	Bert Blyleven	1974
19	Dave Goltz	1977
18*	Camilo Pascual	1962
18*	Camilo Pascual	1963
18*	Dean Chance	1967
17	Bert Blyleven	1971
16	2x, last Bert Blyleven	1986

#### SHUTOUTS

9+	Bert Blyleven	1973
8**+	Camilo Pascual	1961
6*	Mudcat Grant	1965
6	Dean Chance	1968
5**+	Jim Kaat	1962
5**+	Camilo Pascual	1962
5	Dean Chance	1967
5	Bert Blyleven	1971
5	Geoff Zahn	1980
4	5x, last Frank Viola	1984

#### SAVES

47	Joe Nathan	2009
45*	Eddie Guardado	2002
44	Joe Nathan	2004
43	Joe Nathan	2005
42	Jeff Reardon	1988
42	Rick Aguilera	1991
41	Rick Aguilera	1992
41	Eddie Guardado	2003
39	Joe Nathan	2008
38	Rick Aguilera	1998

#### INNINGS PITCHED

325.0	Bert Blyleven	1973
304.2*	Jim Kaat	1966
303.0	Dave Goltz	1977
292.0	Dean Chance	1968
287.1	Bert Blyleven	1972
283.2*	Dean Chance	1967
281.0	Bert Blyleven	1974
278.2	Jim Perry	1970
278.1	Bert Blyleven	1971
275.2	Bert Blyleven	1975

#### WALKS

127	Jim Hughes	1975
116*	Rich Robertson	1996
107	Dave Boswell	1967
102	Jim Perry	1971
101	Dick Woodson	1972
101	Bert Blyleven	1987
100	Camilo Pascual	1961
99	Dave Boswell	1969
98	Camilo Pascual	1964
97	2x, last Vic Albury	1975

#### STRIKEOUTS

265*/	Johan Santana	2004
258	Bert Blyleven	1973
249	Bert Blyleven	1974
245+	Johan Santana	2006
238+	Johan Santana	2005
235	Johan Santana	2007
234	Dean Chance	1968
233	Bert Blyleven	1975
228	Bert Blyleven	1972
224	Bert Blyleven	1971

### CAREER

#### COMPLETE GAMES

141	Bert Blyleven	1970-76, 85-88
133	Jim Kaat	1961-73
80	Dave Goltz	1972-79
72	Camilo Pascual	1961-66
61	Jim Perry	1963-72
54	Frank Viola	1982-89
37	Dave Boswell	1964-70
37	Brad Radke	1995-06
36	Mudcat Grant	1964-67
36	Geoff Zahn	1977-80

#### SHUTOUTS

29	Bert Blyleven	1970-76, 85-88
23	Jim Kaat	1961-73
18	Camilo Pascual	1961-66
17	Jim Perry	1963-72
11	Dean Chance	1967-69
11	Dave Goltz	1972-79
10	Mudcat Grant	1964-67
10	Frank Viola	1982-89
10	Brad Radke	1995-06
7	Geoff Zahn	1977-80
7	Scott Erickson	1990-95

#### SAVES

260	Joe Nathan	2004-11
254	Rick Aguilera	1989-98
116	Eddie Guardado	1993-03, 2008
108	Ron Davis	1982-86
104	Jeff Reardon	1987-89
88	Al Worthington	1964-69
88	Glen Perkins	2006-14
76	Ron Perranoski	1968-71
54	Mike Marshall	1978-80
51	Bill Campbell	1973-76

#### INNINGS PITCHED

2959.1	Jim Kaat	1961-73
2566.2	Bert Blyleven	1970-76, 85-88
2451.0	Brad Radke	1995-06
1883.1	Jim Perry	1963-72
1772.2	Frank Viola	1982-89
1638.0	Dave Goltz	1972-79
1308.2	Johan Santana	2000-07
1284.2	Camilo Pascual	1961-66
1171.1	Kevin Tapani	1989-95
1036.1	Dave Boswell	1964-70

#### WALKS

694	Jim Kaat	1961-73
674	Bert Blyleven	1970-76, 85-88
541	Jim Perry	1963-72
521	Frank Viola	1982-89
493	Dave Goltz	1972-79
460	Dave Boswell	1964-70
445	Brad Radke	1995-06
431	Camilo Pascual	1961-66
367	Scott Erickson	1990-95
364	Johan Santana	2000-07

#### STRIKEOUTS

2035	Bert Blyleven	1970-76, 85-88
1824	Jim Kaat	1961-73
1467	Brad Radke	1995-06
1381	Johan Santana	2000-07
1214	Frank Viola	1982-89
1025	Jim Perry	1963-72
994	Camilo Pascual	1961-66
887	Dave Goltz	1972-79
865	Dave Boswell	1964-70
788	Francisco Liriano	2005-12



# TWINS ALL-TIME TOP TEN PITCHING

## SINGLE SEASON

### HOME RUNS ALLOWED

50+	Bert Blyleven	1986
46	Bert Blyleven	1987
40**+	Brad Radke	1996
39+	Pedro Ramos	1961
39+	Jim Perry	1971
38+	Carlos Silva	2006
37	Frank Viola	1986
35+	Mike Smithson	1984
35	Eric Milton	2000
35	Eric Milton	2001

### WIN PERCENTAGE

800+	Johan Santana (12-3)	2003
800+	Francisco Liriano (12-3)	2006
774+	Frank Viola (24-7)	1988
773*	Bill Campbell (17-5)	1976
769	Jim Perry (20-6)	1969
769	Johan Santana (20-6)	2004
769	Kevin Slowey (10-3)	2009
760	Johan Santana (19-6)	2006
750*	Mudcat Grant (21-7)	1965
750	Glen Perkins (12-4)	2008

## CAREER

### HOME RUNS ALLOWED

326	Brad Radke	1995-06
270	Jim Kaat	1961-73
243	Bert Blyleven	1970-76, 85-88
213	Frank Viola	1982-89
166	Jim Perry	1963-72
149	Eric Milton	1998-03
144	Johan Santana	2000-07
128	Kyle Lohse	2001-06
127	Joe Mays	1999-05
123	Camilo Pascual	1961-66
123	Scott Baker	2005-12

### WIN PERCENTAGE

.717	Juan Berenguer (33-13)	1987-90
.679	Johan Santana (93-44)	2000-07
.611	Jesse Grain (33-21)	2004-10
.607	Camilo Pascual (88-57)	1961-66
.604	Bill Campbell (32-21)	1973-76
.588	Mudcat Grant (50-35)	1964-67
.587	Jim Perry (128-90)	1963-72
.574	Kevin Slowey (39-29)	2007-11
.568	Scott Baker (63-48)	2005-12
.554	Jim Kaat (189-152)	1961-73
.554	Dave Boswell (67-54)	1964-70

+ led major leagues ; \* led league; \*\* tied for league lead

**BOLD** indicates player still active with Twins

**NOTE:** Career batting based on 2000 at-bats; season batting and pitching records based on qualifying players; career pitching records based on 500 innings pitched; career win percentage determined by at least 30 wins

## TWINS ALL-TIME .300 HITTERS BY YEAR

(minimum 502 plate appearances)

YEAR	PLAYER	AVERAGE	YEAR	PLAYER	AVERAGE	YEAR	PLAYER	AVERAGE
1961	Earl Battey	.302	1979	Ken Landreaux	.305	1997	Paul Molitor	.305
1962	—		1980	John Castino	.302	1998	Todd Walker	.316
1963	Rich Rollins	.307	1981	—		1999	—	
1964	Tony Oliva	*.323	1982	Kent Hrbek	.301	2000	Matt Lawton	.305
1965	Tony Oliva	*.321	1983	—			Corey Koskie	.300
1966	Tony Oliva	.307	1984	Kent Hrbek	.311	2001	Doug Mientkiewicz	.306
1967	—			Mickey Hatcher	.302		Cristian Guzman	.302
1968	—		1985	—		2002	Jacque Jones	.300
1969	Rod Carew	*.332	1986	Kirby Puckett	.328	2003	A.J. Pierzynski	.312
	Tony Oliva	.309	1987	Kirby Puckett	.332		Jacque Jones	.304
1970	Tony Oliva	.325	1988	Kirby Puckett	.356		Doug Mientkiewicz	.300
	Cesar Tovar	.300		Kent Hrbek	.312	2004	—	
1971	Tony Oliva	*.337		Gary Gaetti	.301	2005	—	
	Cesar Tovar	.311	1989	Kirby Puckett	*.339	2006	Joe Mauer	+ .347
	Rod Carew	.307	1990	—			Justin Morneau	.321
1972	Rod Carew	*.318	1991	Kirby Puckett	.319	2007	—	
1973	Rod Carew	*.350	1992	Kirby Puckett	.329	2008	Joe Mauer	*.328
1974	Rod Carew	*.364		Shane Mack	.315		Justin Morneau	.300
1975	Rod Carew	*.359		Brian Harper	.307	2009	Joe Mauer	+ .365
	Steve Braun	.302	1993	Brian Harper	.304		Denard Span	.311
1976	Rod Carew	.331	1994	Kirby Puckett	.317		Jason Kubel	.300
	Lyman Bostock	.323		Chuck Knoblauch	.312	2010	Joe Mauer	.327
1977	Rod Carew	*.388	1995	Chuck Knoblauch	.333	2011	—	
	Lyman Bostock	.336		Kirby Puckett	.314	2012	Joe Mauer	.319
	Larry Hisle	.302	1996	Chuck Knoblauch	.341	2013	Joe Mauer	.324
1978	Rod Carew	*.333		Paul Molitor	.341	2014	—	
				Marty Cordova	.309			

(\* — league leadership; + — major league leadership)



# TWINS ROOKIE ALL-TIME TOP TEN

## BATTING

### BATTING AVERAGE

323*	Tony Oliva	1964
<b>319</b>	<b>Danny Santana</b>	<b>2014</b>
301	Kent Hrbek	1982
298	Rich Rollins	1962
296	Kirby Puckett	1984
294	Denard Span	2008
292	Rod Carew	1967
285	John Castino	1979
282	Lyman Bostock	1975
281	Chuck Knoblauch	1991

### AT-BATS

672	Tony Oliva	1964
624	Rich Rollins	1962
573	Bernie Allen	1962
568	Tim Teufel	1984
565	Chuck Knoblauch	1991
563	Luis Rivas	2001
557	Kirby Puckett	1984
534	Butch Wynegar	1976
532	Kent Hrbek	1982
514	Rod Carew	1967

### HITS

217*	Tony Oliva	1964
186	Rich Rollins	1962
165	Kirby Puckett	1984
160	Kent Hrbek	1982
159	Chuck Knoblauch	1991
154	Bernie Allen	1962
150	Rod Carew	1967
150	Luis Rivas	2001
149	Tim Teufel	1984
143	Zoilo Versalles	1961

### HOME RUNS

33	Jimmie Hall	1963
32	Tony Oliva	1964
25	Gary Gaetti	1982
24	Marty Cordova	1995
23	Kent Hrbek	1982
22	Bobby Darwin	1972
20	Tom Brunansky	1982
16	Rich Rollins	1962
15	Dan Ford	1975
14	Tim Teufel	1984
<b>14</b>	<b>Oswaldo Arcia</b>	<b>2013</b>

### WALKS

79	Butch Wynegar	1976
76	Tim Teufel	1984
75	Rich Rollins	1962
71	Tom Brunansky	1982
63	Jimmie Hall	1963
62	Bernie Allen	1962
59	Chuck Knoblauch	1991
54	Kent Hrbek	1982
54	Bobby Mitchell	1982
52	Marty Cordova	1995
52	Steve Lombardozzi	1986
52	Bobby Kielty	2002

### GAMES

161	Tony Oliva	1964
159	Bernie Allen	1962
159	Rich Rollins	1962
157	Tim Teufel	1984
156	Jimmie Hall	1963
156	Steve Lombardozzi	1986
153	Bobby Randall	1976
153	Luis Rivas	2001
151	Chuck Knoblauch	1991
149	Butch Wynegar	1976

### RUNS

109*	Tony Oliva	1964
96	Rich Rollins	1962
88	Jimmie Hall	1963
82	Kent Hrbek	1982
81	Marty Cordova	1995
79	Bernie Allen	1962
78	Chuck Knoblauch	1991
77	Tom Brunansky	1982
76	Tim Teufel	1984
72	Dan Ford	1975

### DOUBLES

43*	Tony Oliva	1964
30	Tom Brunansky	1982
30	Tim Teufel	1984
27	Bernie Allen	1962
27	Marty Cordova	1995
25	Zoilo Versalles	1961
25	Gary Gaetti	1982
24	Chuck Knoblauch	1991
24	Jacque Jones	1999
23	2x, last Dustan Mohr	2002

### RUNS BATTED IN

96	Rich Rollins	1962
94	Tony Oliva	1964
92	Kent Hrbek	1982
84	Gary Gaetti	1982
84	Marty Cordova	1995
80	Jimmie Hall	1963
80	Bobby Darwin	1972
69	Butch Wynegar	1976
64	Bernie Allen	1962
61	Tim Teufel	1984

### STOLEN BASES

34	Ben Revere	2011
31	Luis Rivas	2001
25	Willie Norwood	1978
25	Chuck Knoblauch	1991
21	Darin Mastroianni	2012
20	Marty Cordova	1995
<b>20</b>	<b>Danny Santana</b>	<b>2014</b>
18	Denard Span	2008
16	Cesar Iovar	1966
16	Zoilo Versalles	1961
14	Kirby Puckett	1984
14	Chad Allen	1999

NOTE: Batting average based on at-least 400 plate appearances

\* - Led all American League hitters

## DID YOU Know?

...that in 1964 outfielder Tony Oliva earned American League Rookie of the Year honors with a .323 batting average. At the time, it was the highest league-leading average by a rookie in A.L. history. Since then, just four players have posted higher averages for an American League rookie, Fred Lynn (.331) in 1975, Kevin Seitzer (.323) in 1987, Ichiro Suzuki (.350) in 2001 and Mike Trout (.326) in 2012.



# TWINS ROOKIE ALL-TIME TOP TEN

## PITCHING

### WINS

16	Jim Hughes	1975
14	Roger Erickson	1978
12	Kevin Tapani	1990
12	Mark Redman	2000
12	Jesse Crain	2005
12	Francisco Liriano	2006
12	<b>Glen Perkins</b>	<b>2008</b>
12	Scott Diamond	2012
11	Paul Thormodsgard	1977
11	Brad Radke	1995
11	Nick Blackburn	2008

### LOSSES

15	Paul Thormodsgard	1977
14	Jim Hughes	1975
14	Brad Radke	1995
14	Eric Milton	1998
13	Roger Erickson	1978
13	Terry Felton	1982
12	Rick Lysander	1983
11	Ray Corbin	1971
11	Joe Mays	1999
11	Nick Blackburn	2008

### EARNED RUN AVERAGE\*

1.98	Doug Corbett	1980
2.16	Garry Roggenburk	1963
2.16	Francisco Liriano	2006
2.34	Jose Mijares	2009
2.67	Dave Goltz	1972
2.71	Jesse Crain	2005
2.87	Scott Erickson	1990
2.92	Pete Cimino	1966
3.14	Bill Campbell	1973
3.16	Tony Fiore	2002

### GAMES

75	Jesse Crain	2005
73	Doug Corbett	1980
71	Jose Mijares	2009
61	Rick Lysander	1983
60	Len Whitehouse	1983
60	Gary Wayne	1989
52	Ray Corbin	1971
49	Dan Naulty	1996
49	Joe Mays	1999
48	2x, last Tony Fiore	2002

### COMPLETE GAMES

14	Roger Erickson	1978
12	Jim Hughes	1975
8	Paul Thormodsgard	1977
6	Gary Serum	1978
5	Tom Hall	1969
5	Bert Blyleven	1970
4	Vic Albury	1974
3	Joe Bonikowski	1962
3	Al Williams	1980
3	Frank Viola	1982

### GAMES STARTED

37	Paul Thormodsgard	1977
37	Roger Erickson	1978
34	Jim Hughes	1975
33	Nick Blackburn	2008
32	Eric Milton	1998
28	Kevin Tapani	1990
28	Brad Radke	1995
27	Scott Diamond	2012
26	<b>Glen Perkins</b>	<b>2008</b>
26	Les Straker	1987

### SAVES

23	Doug Corbett	1980
7	Bill Campbell	1973
4	Garry Roggenburk	1963
4	Pete Cimino	1966
4	Dan Naulty	1996
3	Lee Stange	1962
3	Ray Corbin	1971
3	Jim Strickland	1972
3	Tom Johnson	1975
3	Terry Felton	1982
3	Rick Lysander	1983

### INNINGS PITCHED

265.2	Roger Erickson	1978
249.2	Jim Hughes	1975
218.0	Paul Thormodsgard	1977
193.1	Nick Blackburn	2008
184.1	Gary Serum	1978
181.0	Brad Radke	1995
173.0	Scott Diamond	2012
172.1	Eric Milton	1998
171.0	Joe Mays	1999
164.0	Vic Albury	1974

### WALKS

127	Jim Hughes	1975
80	Vic Albury	1974
79	Roger Erickson	1978
76	Terry Felton	1982
70	Ray Corbin	1971
70	Eric Milton	1998
67	Joe Mays	1999
65	Paul Thormodsgard	1977
63	Pete Redfern	1976
59	Les Straker	1987

### STRIKEOUTS

144	Francisco Liriano	2006
135	Bert Blyleven	1970
130	Jim Hughes	1975
121	Roger Erickson	1978
117	Mark Redman	2000
115	Joe Mays	1999
107	Eric Milton	1998
101	Kevin Tapani	1990
96	Gerry Arrigo	1964
96	Nick Blackburn	2008

\* - Earned run average based on at-least 50.0 innings pitched

## DID YOU Know?

...that the Twins best homestand ever took place during the 1991 season. The team went 10-0 from June 3-13 against Baltimore (3-0), Cleveland (4-0) and New York (3-0). The franchise's best road trip resulted in 7 wins in 8 tries, accomplished twice. The first was a New York, Milwaukee and Boston trip, April 28 to May 7, 1972 and the second coming 30 years later on a Cleveland, Detroit and Chicago trip from July 17-July 24, 2002. The Twins have had two trips over the years on which they've won 10 games, however. They were 10-7 between July 23 and August 8, 1963 and 10-6 from August 14-27, 1967.



# TWINS MONTHLY RECORDS

	MARCH	APRIL	MAY	JUNE	JULY	AUGUST	SEPTEMBER	OCTOBER
1961	—	9-6	10-18	10-21	16-11	12-18	13-15	0-1
1962	—	9-9	18-12	15-15	15-11	19-13	15-11	—
1963	—	9-10	14-12	20-10	14-17	18-10	16-11	—
1964	—	7-6	17-13	15-16	11-18	16-13	12-14	1-3
1965	—	8-3	19-12	16-13	22-9	19-13	17-9	1-1
1966	—	4-6	16-15	15-17	16-14	21-11	16-9	1-1
1967	—	5-10	15-12	16-12	17-13	21-11	17-12	0-1
1968	—	11-6	13-15	14-14	10-19	18-17	13-12	—
1969	—	13-7	12-12	16-14	23-7	15-12	17-12	1-1
1970	—	12-6	19-7	14-12	17-11	14-18	21-10	1-0
1971	—	9-12	16-12	13-15	9-17	13-15	14-15	—
1972	—	8-3	15-9	12-17	12-16	14-15	14-15	2-2
1973	—	9-8	16-11	14-14	14-17	11-19	17-12	—
1974	—	9-11	11-12	12-19	18-12	15-14	16-11	1-1
1975	—	6-10	17-9	10-20	12-21	18-10	13-13	—
1976	—	5-9	16-12	12-18	18-11	13-19	18-8	3-0
1977	—	13-9	16-8	13-15	17-14	16-13	7-18	2-0
1978	—	8-16	11-12	11-13	15-15	13-19	15-13	0-1
1979	—	13-7	14-12	12-15	16-14	14-16	13-16	—
1980	—	10-10	8-19	13-13	16-12	10-21	17-7	3-2
1981	—	6-12	8-20	3-7	—	9-13	14-14	1-2
1982	—	9-13	3-26	8-17	14-13	13-15	12-16	1-2
1983	—	11-11	11-17	9-18	12-15	14-15	12-15	1-1
1984	—	11-13	13-12	13-14	17-10	15-16	12-16	—
1985	—	11-9	10-16	12-13	13-15	12-16	16-14	3-2
1986	—	8-13	11-16	14-13	10-16	12-17	13-14	3-2
1987	—	12-9	14-14	17-11	13-14	13-15	16-11	0-3
1988	—	8-13	17-10	17-10	15-12	17-13	15-13	2-0
1989	—	10-12	13-15	17-12	11-14	17-12	12-16	0-1
1990	—	7-12	21-7	7-21	15-14	9-19	13-14	2-1
1991	—	9-11	14-14	22-6	16-10	17-12	15-10	2-4
1992	—	9-12	18-8	18-11	16-11	12-17	14-12	3-1
1993	—	8-14	12-13	12-15	11-16	13-17	14-14	1-2
1994	—	9-16	16-8	15-12	7-20	6-4	—	—
1995	—	2-3	8-20	7-19	13-14	12-16	14-15	0-1
1996	—	13-12	10-16	15-13	13-14	16-14	11-15	—
1997	—	11-15	12-16	12-13	13-14	8-20	12-16	—
1998	—	11-16	13-13	14-14	13-13	9-20	10-16	—
1999	—	9-14	9-18	11-15	15-11	12-16	7-21	0-2
2000	—	11-15	13-14	12-16	12-15	11-14	10-18	0-1
2001	—	18-6	16-11	14-14	12-15	11-18	10-11	4-2
2002	—	16-11	15-13	15-12	19-7	15-14	14-10	—
2003	1-0	11-14	19-9	12-15	10-16	18-11	19-7	—
2004	—	15-7	12-16	14-12	17-10	15-13	17-11	2-1
2005	—	15-8	14-13	13-13	12-16	16-13	11-16	2-0
2006	—	9-15	15-13	19-7	18-8	16-12	18-11	1-0
2007	—	14-11	13-14	15-12	13-14	13-16	11-16	—
2008	1-0	12-14	15-13	17-11	15-10	17-12	11-15	—
2009	—	11-11	14-16	15-12	12-12	14-14	16-11	5-0
2010	—	15-8	16-12	12-15	15-11	18-10	17-10	1-2
2011	—	9-17	8-19	17-9	16-13	7-21	6-20	—
2012	—	6-16	12-16	14-13	12-14	9-19	13-15	0-3
2013	—	11-12	12-17	13-13	9-17	13-17	8-20	—
2014	0-1	12-11	13-16	12-16	11-15	11-18	11-15	—
Won	2	536	733	730	748	750	725	50
Lost	1	570	735	747	718	806	711	47
Pct.	.667	.485	.499	.494	.510	.482	.505	.510

## DID YOU Know?

...that on 22 occasions, Twins catchers and pitchers have combined to nab three would-be base stealers in a game, but only once, on May 29, 1982, have they ever nailed four runners in one game. Ken Griffey, Craig Nettles, Bobby Murcer and Willie Randolph were caught by Twins catcher Sal Butera that day; Nettles and Murcer as part of a Twins triple play.



# TWINS RECORD BY DATE

## MARCH (2-1) / APRIL (536-570)

	31 2-1	1 3-4	2 3-5	3 9-4	4 4-9	5 13-9
6 15-14	7 16-13	8 16-14	9 15-25	10 20-21	11* 21-19	12 24-17
13 14-28	14 24-19	15 16-28	16 23-19	17 21-24	18 23-24	19 19-23
20 23-21	21 26-17	22 23-23	23 16-24	24 20-25	25 25-23	26 22-21
27 25-20	28 16-30	29* 19-24	30 23-22			

## MAY (733-735)

				1 25-21	2 21-20	3 21-25
4 26-22	5 23-20	6 22-25	7 25-22	8 26-23	9 26-20	10 20-25
11 16-27	12 27-17	13 25-20	14 22-28	15 24-26	16 21-26	17 27-22
18 25-20	19 28-25	20 20-30	21 20-30	22 22-25	23 17-27	24 21-24
25 27-24	26 25-22	27 26-23	28 29-20	29 24-23	30 28-25	31 24-28

## JUNE (730-747)

1 21-26	2 21-29	3 22-24	4 25-24	5 18-30	6 29-19	7 26-21
8 27-24	9 19-31	10 25-25	11 23-22	12 25-21	13 22-26	14 30-20
15 23-26	16 27-23	17 22-29	18 24-22	19 25-22	20 24-26	21* 17-32
22* 23-28	23 26-23	24 32-24	25 20-29	26 33-18	27 24-31	28 28-22
29 23-28	30 29-20					

## JULY (748-718)

		1 30-21	2 28-26	3 28-25	4 28-32	5 31-21
6 23-24	7 17-35	8 19-25	9 18-23	10 20-16	11 21-17	12 15-17
13 21-15	14 17-20	15 22-20	16 18-26	17 24-24	18 22-30	19 29-26
20 25-23	21 33-20	22 24-24	23 24-27	24 25-24	25* 28-20	26 28-22
27 31-19	28 30-22	29 22-25	30 25-24	31 22-25		

## AUGUST (750-806)

1 24-27	2 22-30	3 33-17	4 26-28	5 22-32	6 25-27	7 24-31
8 28-22	9 21-25	10 23-26	11 22-27	12 26-26	13 25-26	14 22-27
15 32-23	16 23-21	17 23-26	18 23-28	19 26-28	20 22-30	21 21-23
22* 22-25	23 23-31	24 25-25	25 23-24	26 22-27	27 26-26	28 22-24
29 26-27	30 18-27	31 30-18				

## SEPTEMBER (725-711) / OCTOBER (50-47)

			1 30-21	2 28-23	3 28-24	4 22-29
5* 21-27	6 21-28	7 29-20	8 21-25	9 29-20	10 28-22	11 27-24
12 15-31	13 23-25	14 25-25	15 26-25	16 30-17	17 24-23	18 25-26
19 24-23	20 26-20	21 23-28	22 29-18	23 29-14	24 23-20	25 26-26
26 18-25	27 19-28	28 21-27	29 17-26	30 17-22	1 14-15	2 16-12
3* 8-11	4 5-6	5 3-2	6 3-1	7 1-0		

\* denotes a tie is excluded



# TWINS HOME & ROAD RECORDS

HOME					ROAD				
WON	LOST	TIED	PCT.	YEAR	PCT.	WON	LOST	TIED	
36	44	1	.450	1961	.425	34	46	0	
45	36	1	.556	1962	.568	46	35	0	
48	33	0	.593	1963	.538	43	37	0	
40	41	1	.494	1964	.481	39	42	0	
51	30	0	.630	1965	.630	51	30	0	
49	32	0	.605	1966	.494	40	41	0	
52	29	0	.642	1967	.481	39	42	2	
41	40	0	.506	1968	.469	38	43	0	
57	24	0	.704	1969	.494	40	41	0	
51	30	0	.630	1970	.580	47	34	0	
37	42	0	.468	1971	.457	37	44	0	
42	32	0	.568	1972	.438	35	45	0	
37	44	0	.457	1973	.543	44	37	0	
48	33	1	.593	1974	.420	34	47	0	
39	43	0	.476	1975	.481	37	40	0	
44	37	0	.543	1976	.506	41	40	0	
48	32	0	.600	1977	.444	36	45	0	
38	43	0	.469	1978	.432	35	46	0	
39	42	0	.481	1979	.531	43	38	0	
44	36	0	.550	1980	.407	33	48	0	
24	36	1	.400	1981	.347	17	32	0	
37	44	0	.457	1982	.284	23	58	0	
37	44	0	.457	1983	.407	33	48	0	
47	34	0	.580	1984	.420	34	47	0	
49	35	0	.583	1985	.359	28	50	0	
43	38	0	.531	1986	.346	28	53	0	
56	25	0	.691	1987	.358	29	52	0	
47	34	0	.580	1988	.543	44	37	0	
45	36	0	.556	1989	.432	35	46	0	
41	40	0	.506	1990	.407	33	48	0	
51	30	0	.630	1991	.543	44	37	0	
48	33	0	.593	1992	.519	42	39	0	
36	45	0	.444	1993	.432	35	46	0	
32	27	0	.542	1994	.389	21	33	0	
29	43	0	.403	1995	.375	27	45	0	
39	43	0	.476	1996	.488	39	41	0	
35	46	0	.432	1997	.407	33	48	0	
35	46	0	.432	1998	.432	35	46	0	
31	50	0	.383	1999	.405	32	47	1	
36	45	0	.444	2000	.407	33	48	0	
47	34	0	.580	2001	.469	38	43	0	
54	27	0	.667	2002	.500	40	40	0	
48	33	0	.593	2003	.519	42	39	0	
49	32	0	.605	2004	.531	43	38	0	
45	36	0	.556	2005	.469	38	43	0	
54	27	0	.667	2006	.519	42	39	0	
41	40	0	.506	2007	.469	38	43	0	
53	28	0	.654	2008	.427	35	47	0	
49	33	0	.598	2009	.469	38	43	0	
53	28	0	.654	2010	.506	41	40	0	
33	48	0	.407	2011	.370	30	51	0	
31	50	0	.383	2012	.432	35	46	0	
32	49	0	.395	2013	.420	34	47	0	
35	46	0	.432	2014	.432	35	46	0	
2,308	2,008	5	.535	TOTALS	.458	1,966	2,327	3	

HISTORY/RECORDS

## TWINS LONGEST HIT-LESS STREAKS

PLAYER	AT-BATS	DATES
Dean Chance, p.....	53	April 9-July 28, 1967
Butch Wynegar, c.....	39	September 4-24, 1978
Jerry Zimmerman, c.....	37	May 25-June 11, 1967
Dick Stigman, p.....	35	August 12, 1962-April 23, 1963
Charlie Manuel, of.....	35	July 20-September 28, 1969
Bobby Mitchell, of.....	33	April 25-May 11, 1982
Gene Larkin, 1b.....	33	September 16-29, 1988
Greg Gagne, ss.....	32	June 19-July 4, 1991
Bob Miller, p.....	31	May 9-September 28, 1969
Steve Lombardozzi, 2b.....	31	August 24-September 25, 1988
Oswaldo Arcia, of.....	31	June 11-22, 2014
Glenn Adams, of.....	30	April 11-25, 1978

PLAYER	AT-BATS	DATES
Randy Bush, of.....	30	August 16-September 4, 1984
Greg Gagne, ss.....	30	August 30-September 12, 1987
Zoilo Versalles, ss.....	29	August 24-September 10, 1966
Marty Cordova, of.....	29	August 31-September 12, 1998
Larry Hise, of.....	28	May 29-June 9, 1973
Roy Smalley, ss.....	28	August 26-September 6, 1977
Danny Valencia, 3b.....	28	May 1-July 28, 2012
Rich Becker, of.....	27	April 6-30, 1996
Pedro Munoz, of.....	27	July 28-August 13, 1993
Michael Ryan, of.....	27	July 17-August 13, 2005
Denard Span, of.....	27	June 6-August 13, 2011



# TWINS CAREER BATTING

## (1,500-OR-MORE AT-BATS)

PLAYER	YEARS	AVG	G	AB	R	H	2B	3B	HR	RBI	BB	SO
Bernie Allen	1962-66	.246	492	1595	195	392	75	10	32	163	165	212
Bob Allison	1961-70	.254	1236	3926	648	999	167	41	211	642	641	842
Earl Battey	1961-67	.278	853	2762	297	768	115	10	76	350	328	315
Steve Braun	1971-76	.284	751	2429	333	689	103	14	35	273	356	285
Tom Brunansky	1982-88	.250	916	3313	450	829	154	13	163	469	394	589
Steve Brye	1970-76	.261	537	1641	194	428	76	10	22	156	117	227
Randy Bush	1982-93	.251	1219	3045	388	763	154	26	96	409	348	505
Leo Cardenas	1969-71	.263	473	1720	193	453	83	12	39	210	159	266
Rod Carew	1967-78	.334	1635	6235	950	2085	305	90	74	733	613	716
Alexi Casilla	2006-12	.250	515	1580	210	395	72	14	11	147	121	225
John Castino	1979-84	.278	666	2320	293	646	86	34	41	249	177	298
Ron Coomer	1995-00	.278	676	2397	283	667	121	7	77	364	132	317
Marty Cordova	1995-99	.277	628	2322	336	643	139	14	79	385	233	498
Mike Cuddage	1976-80	.266	555	1681	195	447	66	18	29	226	181	193
Michael Cuddyer	2001-11	.272	1139	4072	606	1106	239	35	141	580	411	805
Bobby Darwin	1972-75	.257	490	1817	210	467	59	11	70	282	139	453
Dan Ford	1975-78	.272	570	1999	303	543	106	25	57	287	155	364
Lew Ford	2003-07	.272	494	1514	228	412	80	10	32	172	147	236
Gary Gaetti	1981-90	.256	1361	4989	646	1276	252	25	201	758	358	877
Greg Gagne	1983-92	.249	1140	3386	452	844	183	35	69	335	188	676
Dan Gladden	1987-91	.268	645	2470	358	661	117	26	38	238	169	326
Lenny Green	1961-64	.268	485	1514	233	406	71	11	27	140	204	113
Cristian Guzman	1999-04	.266	841	3277	458	871	142	61	39	289	166	491
Jimmie Hall	1963-66	.269	573	1885	282	507	73	16	98	288	191	358
Brian Harper	1988-93	.306	730	2503	283	767	156	6	48	346	111	128
Mickey Hatcher	1981-86	.284	672	2366	256	671	127	15	26	260	109	158
Larry Hisle	1973-77	.286	662	2437	369	697	109	23	87	409	251	478
Denny Hocking	1993-03	.252	876	2204	273	556	109	17	25	215	188	412
Kent Hrbek	1981-94	.282	1747	6192	903	1749	312	18	293	1086	838	798
<b>Torii Hunter</b>	<b>1997-07</b>	<b>.271</b>	<b>1234</b>	<b>4492</b>	<b>672</b>	<b>1218</b>	<b>259</b>	<b>26</b>	<b>192</b>	<b>711</b>	<b>319</b>	<b>870</b>
Jacque Jones	1999-05	.279	976	3492	492	974	189	15	132	476	231	737
Harmon Killebrew	1961-74	.260	1939	6593	1047	1713	232	21	475	1325	1321	1314
Chuck Knoblauch	1991-97	.304	1013	3939	713	1197	210	51	43	391	513	453
Corey Koskie	1998-04	.280	816	2788	438	781	180	13	101	437	385	647
Jason Kubel	2004-11, 14	.269	798	2715	346	729	148	14	105	442	269	591
Gene Larkin	1987-93	.266	758	2321	275	618	131	12	32	266	268	278
Tim Laudner	1981-89	.225	734	2038	221	458	97	5	77	263	190	553
Matt Lawton	1995-01	.277	771	2672	423	739	163	13	72	384	408	335
Shane Mack	1990-94	.309	633	2161	351	668	119	24	67	315	200	381
<b>Joe Mauer</b>	<b>2004-14</b>	<b>.319</b>	<b>1298</b>	<b>4833</b>	<b>748</b>	<b>1540</b>	<b>309</b>	<b>22</b>	<b>109</b>	<b>689</b>	<b>676</b>	<b>660</b>
Pat Meares	1993-98	.265	742	2464	304	653	120	21	41	303	95	432
Doug Mientkiewicz	1998-04	.275	643	2147	273	590	146	6	43	266	300	308
Don Mincher	1961-66	.244	590	1511	220	369	73	9	90	265	220	278
George Mitterwald	1966-73	.239	514	1578	156	377	53	4	50	176	141	391
Paul Molitor	1996-98	.312	422	1700	237	530	102	17	23	271	146	186
Justin Morneau	2003-13	.278	1278	4749	669	1318	289	16	221	860	501	839
Pedro Munoz	1990-95	.275	483	1587	186	436	70	8	61	234	91	387
Al Newman	1987-91	.231	618	1647	209	380	59	7	0	135	178	162
Tony Oliva	1962-76	.304	1676	6301	870	1917	329	48	220	947	448	645
<b>Trevor Plouffe</b>	<b>2010-14</b>	<b>.245</b>	<b>487</b>	<b>1746</b>	<b>223</b>	<b>428</b>	<b>100</b>	<b>5</b>	<b>62</b>	<b>224</b>	<b>149</b>	<b>398</b>
Kirby Puckett	1984-95	.318	1783	7244	1071	2304	414	57	207	1085	450	965
Nick Punto	2004-10	.248	747	2365	311	587	102	21	12	194	271	440
Rich Reese	1964-73	.260	807	1918	238	498	72	17	50	241	151	253
Luis Rivas	2000-05	.262	565	1884	258	493	86	26	30	177	113	289
Rich Rollins	1961-68	.272	888	3048	395	830	117	20	71	369	253	382
Roy Smalley	1976-82, 85-87	.262	1148	3997	551	1046	184	21	110	485	549	606
Denard Span	2008-12	.284	589	2354	360	669	105	36	23	230	254	321
Danny Thompson	1970-76	.251	630	2022	177	508	67	11	14	181	107	216
Cesar Tovar	1965-72	.281	1090	4142	646	1164	193	45	38	319	299	307
Ted Uhlaender	1965-69	.262	543	1846	226	483	70	16	23	186	112	178
Zoilo Versalles	1961-67	.252	1065	4148	564	1046	188	56	86	401	251	606
Gary Ward	1979-83	.285	417	1543	216	439	80	20	51	219	115	260
Rob Wilfong	1977-82	.262	554	1591	210	417	59	15	22	152	135	224
Butch Wynegar	1976-82	.254	794	2746	325	697	112	9	37	325	358	259
Delmon Young	2008-11	.287	497	1845	233	530	106	7	47	273	93	333

— **bold** indicates player still active with Twins

## DID YOU Know?

...that Harmon Killebrew is the only Twin to lead the American League in home runs.

"Killer" led the league in 1962, 63, 64, 67 and 69.



# TWINS CAREER PITCHING

## (400-OR-MORE INNINGS PITCHED)

PLAYER	YEARS	ERA	W	L	IP	H	R	ER	BB	SO
Rick Aguilar	1989-99	3.50	40	47	694.0	641	298	270	179	586
Allan Anderson	1986-91	4.11	49	54	818.2	901	424	374	211	339
Scott Baker	2005-12	4.15	63	48	958.0	987	456	442	224	770
Juan Berenguer	1987-90	3.70	33	13	418.1	355	182	172	213	379
Nick Blackburn	2007-12	4.85	43	55	818.2	1003	490	441	202	388
Bert Blyleven	1970-76, 85-88	3.28	149	138	2566.2	2369	1044	934	674	2035
Dave Boswell	1964-70	3.49	67	54	1036.1	823	443	402	460	865
John Butcher	1984-86	4.48	24	28	502.2	563	273	250	120	204
Bill Campbell	1973-76	3.13	32	21	460.2	417	178	160	183	322
Bobby Castillo	1982-84	3.98	23	24	402.1	378	194	178	169	220
Dean Chance	1967-69	2.67	41	34	664.0	544	244	197	166	504
Ray Corbin	1971-75	3.84	36	38	652.1	638	325	278	261	348
Joe Decker	1973-76	4.09	29	34	503.1	486	254	229	272	310
<b>Brian Duensing</b>	<b>2009-14</b>	<b>4.12</b>	<b>37</b>	<b>36</b>	<b>600.2</b>	<b>645</b>	<b>300</b>	<b>275</b>	<b>187</b>	<b>404</b>
Roger Erickson	1978-82	4.10	31	47	712.0	769	375	324	226	321
Scott Erickson	1990-95	4.22	61	60	979.1	1035	509	459	367	527
Dave Goltz	1972-79	3.48	96	79	1638.0	1654	729	634	493	887
Jim Grant	1964-67	3.35	50	35	780.2	783	340	291	163	377
Eddie Guardado	1993-03, 08	4.53	37	49	704.2	674	368	355	270	610
Matt Guerrier	2004-10, 14	3.40	19	26	500.0	470	204	189	157	322
Mark Guthrie	1989-95	4.19	29	27	489.2	527	252	228	174	388
Tom Hall	1968-71	3.00	25	21	455.1	354	178	152	186	431
LaTroy Hawkins	1995-03	5.05	44	57	818.0	956	497	459	290	532
Jim Hughes	1974-77	4.30	25	30	441.1	443	241	211	205	226
Darrell Jackson	1978-82	4.38	20	27	411.0	425	219	200	186	229
Jim Kaat	1961-73	3.28	189	152	2959.1	2927	1295	1080	694	1824
Jerry Koonsman	1979-81	3.77	39	35	601.1	618	276	252	186	361
Jack Kralick	1961-63	3.74	26	26	510.1	524	238	212	133	289
Francisco Liriano	2005-12	4.33	50	52	783.1	727	400	377	324	788
Kyle Lohse	2001-06	4.88	51	57	908.1	1025	522	493	289	561
Joe Mays	1999-05	4.85	48	65	946.1	1052	545	510	303	487
Jim Merritt	1965-68	3.03	37	41	686.2	583	260	231	135	527
Eric Milton	1998-03	4.76	57	51	987.1	1000	557	522	269	715
Joe Nathan	2004-11	2.16	24	13	463.1	309	118	111	134	561
Camilo Pascual	1961-66	3.31	88	57	1284.2	1130	541	472	431	994
Carl Pavano	2009-12	4.32	33	33	579.2	654	303	278	101	311
<b>Glen Perkins</b>	<b>2006-14</b>	<b>3.86</b>	<b>32</b>	<b>20</b>	<b>559.2</b>	<b>575</b>	<b>261</b>	<b>240</b>	<b>142</b>	<b>445</b>
Jim Perry	1963-72	3.15	128	90	1883.1	1711	736	659	541	1025
Brad Radke	1995-06	4.22	148	139	2451.0	2643	1233	1150	445	1467
Pete Redfern	1976-82	4.54	42	48	714.0	764	409	360	306	426
Juan Rincon	2001-08	3.69	30	26	441.0	414	208	181	182	412
Frank Rodriguez	1995-98	5.20	25	32	509.1	546	333	294	215	282
J.C. Romero	1999-05	4.35	25	20	407.2	395	215	197	209	336
Johan Santana	2000-07	3.22	93	44	1308.2	1068	500	468	364	1381
Ken Schrom	1983-85	4.34	29	31	494.0	516	262	238	180	203
Carlos Silva	2004-07	4.42	47	45	773.2	942	412	380	112	306
Kevin Slowey	2007-11	4.66	39	29	532.2	606	287	276	84	395
Mike Smithson	1984-87	4.46	47	48	816.0	870	446	404	227	438
Dick Stigman	1962-65	3.69	37	37	643.2	551	278	264	248	538
Anthony Swarzak	2009-14	4.48	16	24	439.2	482	234	219	127	267
Kevin Tapani	1989-95	4.06	75	63	1171.1	1228	565	528	255	724
Mike Trombley	1992-02	4.53	30	34	645.2	668	353	325	244	528
Frank Viola	1982-89	3.86	112	93	1772.2	1775	842	760	521	1214
Al Williams	1980-84	4.24	35	38	642.2	670	330	303	227	262
Dick Woodson	1969-74	3.35	33	30	561.0	488	244	209	241	303
Al Worthington	1964-69	2.62	37	31	473.1	379	162	138	186	399
Geoff Zahn	1977-80	3.90	53	53	852.0	948	429	369	254	348

— **bold** indicates player still active with Twins

### NON-ACTIVE PLAYERS WHO PLAYED ENTIRE CAREER WITH TWINS

(MINIMUM OF 10 YEARS PLAYED)

Bob Allison ..... 1961-70  
 Randy Bush ..... 1982-93  
 Kent Hrbek ..... 1981-94

Tony Oliva ..... 1962-76  
 Kirby Puckett ..... 1984-95  
 Brad Radke ..... 1995-2006



# BATTING DATA – TWINS YEARLY LEADERS

AVERAGE			HOME RUNS		RUNS BATTED IN	
1961 —	Batley	.302	Killebrew	46	Killebrew	122
1962 —	Rollins	.298	Killebrew	*48	Killebrew	*126
1963 —	Rollins	.307	Killebrew	+45	Killebrew	96
1964 —	Oliva	*.323	Killebrew	+49	Killebrew	111
1965 —	Oliva	*.321	Killebrew	25	Oliva	98
1966 —	Oliva	.307	Killebrew	39	Killebrew	110
1967 —	Carew	.292	Killebrew	#44	Killebrew	113
1968 —	Oliva	.289	Allison	22	Oliva	68
1969 —	Carew	*.332	Killebrew	+49	Killebrew	+140
1970 —	Oliva	.325	Killebrew	41	Killebrew	113
1971 —	Oliva	*.337	Killebrew	28	Killebrew	*119
1972 —	Carew	*.318	Killebrew	26	Darwin	80
1973 —	Carew	+ .350	Darwin	18	Oliva	92
1974 —	Carew	+ .364	Darwin	25	Darwin	94
1975 —	Carew	+ .359	Ford	15	Carew	80
1976 —	Carew	.331	Ford	20	Hisle	96
1977 —	Carew	+ .388	Hisle	28	Hisle	*119
1978 —	Carew	*.333	Smalley	19	Ford	82
1979 —	Landreaux	.305	Smalley	24	Smalley	95
1980 —	Castino	.302	Castino	13	Castino	64
1981 —	Castino	.268	Smalley	7	Hatcher	37
1982 —	Hrbek	.301	Ward	28	Hrbek	92
1983 —	Hrbek	.297	Brunansky	32	Ward	88
1984 —	Hrbek	.311	Brunansky	28	Hrbek	107
1985 —	Puckett	.288	Brunansky	27	Hrbek	93
1986 —	Puckett	.328	Gaetti	34	Gaetti	108
1987 —	Puckett	.332	Hrbek	34	Gaetti	109
1988 —	Puckett	.356	Gaetti	28	Puckett	121
1989 —	Puckett	*.339	Hrbek	25	Puckett	85
1990 —	Puckett	.298	Hrbek	22	Gaetti	85
1991 —	Puckett	.319	Davis	29	Davis	93
1992 —	Puckett	.329	Puckett	19	Puckett	110
1993 —	Harper	.304	Hrbek	25	Puckett	89
1994 —	Puckett	.317	Puckett	20	Puckett	*112
1995 —	Knoblauch	.333	Cordova	24	Puckett	99
1996 —	Knoblauch and Molitor	.341	Cordova	16	Molitor	113
1997 —	Molitor	.305	Cordova	15	Molitor	89
1998 —	Walker	.316	Lawton	21	Lawton	77
1999 —	Walker	.279	Coomer	16	Cordova	70
2000 —	Lawton	.305	Jones	19	Lawton	88
2001 —	Mientkiewicz	.306	Hunter	27	Koskie	103
2002 —	Jones	.300	Hunter	29	Hunter	94
2003 —	Pierzynski	.312	Hunter	26	Hunter	102
2004 —	Ford	.299	Koskie	25	Hunter	81
2005 —	Mauer	.294	Jones	23	Morneau	79
2006 —	Mauer	+ .347	Morneau	34	Morneau	130
2007 —	Mauer	.293	Morneau	31	Morneau	111
2008 —	Mauer	*.328	Morneau	23	Morneau	129
2009 —	Mauer	+ .365	Cuddyer	32	Kubel	103
2010 —	Mauer	.327	Thome	25	Young	112
2011 —	Cuddyer	.284	Cuddyer	20	Valencia	72
2012 —	Mauer	.319	Willingham	35	Willingham	110
2013 —	Mauer	.324	Dozier	18	Morneau	74
2014 —	Suzuki	.288	Dozier	23	Plouffe	80

(+ — major league leadership; # — tie for major league leadership; \* — league leadership)

## TWINS LONGEST HITTING STREAKS

PLAYER	GAMES	DATES	PLAYER	GAMES	DATES
Ken Landreaux.....	31	April 23-May 30, 1980	Tony Oliva.....	17	May 13-June 2, 1970
Brian Harper.....	25	July 6-August 4, 1990	Kent Hrbek.....	17	May 25-June 13, 1982
Lenny Green.....	24	May 1-28, 1961	Kirby Puckett.....	17	September 15-October 2, 1988
Kent Hrbek.....	23	April 17 - May 13, 1982	Kent Hrbek.....	17	August 21-September 7, 1990
Kirby Puckett.....	23	September 26, 1993-April 20, 1994	Kent Hrbek.....	17	August 11-30, 1991
Marty Cordova.....	23	June 5-29, 1996	Chuck Knoblauch.....	17	July 29-August 18, 1993
Cristian Guzman.....	23	August 1-August 25, 2002	Paul Molitor.....	17	August 31-September 19, 1998
Torii Hunter.....	23	April 11-May 9, 2007	Cristian Guzman.....	17	June 8-26, 2001
Shane Mack.....	22	July 26-August 18, 1992	Trevor Plouffe.....	17	June 30-July 19, 2012
Ben Revere.....	21	July 16-August 7, 2012	Danny Thompson.....	16	April 28-May 17, 1973
Ted Uhlaender.....	20	August 16-September 7, 1969	Dave McKay.....	16	August 29-September 17, 1975
Chuck Knoblauch.....	20	September 2-25, 1991	Mickey Hatcher.....	16	July 20-August 27, 1983
Bob Allison.....	19	June 12-28, 1964	Gary Gaetti.....	16	August 5-19, 1984
Roy Smalley.....	19	April 29-May 20, 1979	Kirby Puckett.....	16	April 16-May 3, 1986
Brian Harper.....	19	July 20-August 12, 1993	Kirby Puckett.....	16	July 6-26, 1991
David Ortiz.....	19	July 17-August 6, 2002	Chili Davis.....	16	July 21-August 7, 1991
Nick Punto.....	19	July 4-28, 2006	Matt Lawton.....	16	April 13-30, 2000
Rod Carew.....	18	May 30-June 19, 1973	A.J. Pierzynski.....	16	May 26-June 14, 2002
Rod Carew.....	18	September 7-27, 1974	Justin Morneau.....	16	June 22-July 9, 2006
Gary Gaetti.....	18	May 6-27, 1983	Joe Mauer.....	16	August 4-24, 2008
Chuck Knoblauch.....	18	August 7-26, 1997	Orlando Cabrera.....	16	September 19-October 6, 2009
Tony Oliva.....	17	July 16-August 1, 1964	Joe Mauer.....	16	June 19-August 15, 2014



# BATTING DATA – GAME HIGHS FOR HITS

## 4-HIT GAMES

PLAYER	#	PLAYER	#	PLAYER	#	PLAYER	#
Puckett.....	47	Molitor.....	9	Landreaux.....	6	Buchanan.....	4
Carew.....	42	Rollins.....	9	Pierzynski.....	6	Cubbage.....	4
Oliva.....	28	Mack.....	8	Power.....	6	Davis, C.....	4
<b>Mauer.....</b>	<b>22</b>	Ward, G.....	8	Revere.....	6	Ford, L.....	4
Knoblauch.....	15	Bostock.....	7	Young.....	6	Gagne.....	4
Span.....	15	Castino.....	7	Brye.....	5	Gomez.....	4
Hrbek.....	13	Darwin.....	7	Cardenas.....	5	Green.....	4
Morneau.....	13	Gladden.....	7	Hocking.....	5	Larkin.....	4
Versalles.....	13	Harper.....	7	Munoz.....	5	Mientkiewicz.....	4
Gaetti.....	11	<b>Hunter.....</b>	<b>7</b>	Punto.....	5	Nixon.....	4
Guzman.....	11	Reese.....	7	Rivas.....	5	Terrell.....	4
Lawton.....	11	Smalley.....	7	Stewart.....	5	Uhlender.....	4
Cuddyer.....	10	Tovar.....	7	Thompson.....	5	Walker.....	4
Hisle.....	10	Coomer.....	6	Allison.....	4	Washington.....	4
Killebrew.....	10	Cordova.....	6	Bartlett.....	4	Wynegar.....	4
Koskie.....	10	Jones, J.....	6	Becker.....	4		
Hatcher.....	9	Kubel.....	6	Braun.....	4		

## 5-HIT GAMES

#	PLAYER	DATE	OPPONENT	AB	HITS	#	PLAYER	DATE	OPPONENT	AB	HITS
1	Z. Versalles	5-27-61	at WAS	5	2 2B, 3 1B	26	K. Puckett	4-8-94	OAK (10 inn.)	6	2B, 4 1B
2	H. Killebrew	6-12-61	at BOS	6	HR, 4 1B	27	G. Myers	4-24-96	at DET	6	2 2B, 3 1B
3	L. Green	7-16-61	at CLE	6	3B, 2B, 3 1B	28	C. Knoblauch	6-1-96	at TEX	5	5 1B
4	T. Oliva	7-21-65	at BOS	6	2B, 4 1B	29	P. Molitor	8-27-96	at TOR	5	5 1B
5	T. Oliva	7-28-65	at WAS	5	5 1B	30	P. Molitor	5-23-97	OAK	5	2B, 4 1B
6	R. Carew	5-8-67	WAS	5	2B, 4 1B	31	P. Molitor	8-8-98	BAL	5	2B, 4 1B
7	T. Oliva	9-8-67	at BAL	5	5 1B	32	D. Hocking	6-27-99	at DET	6	3 2B, 2 1B
8	J. Roseboro	4-29-68	at BOS	5	HR, 2B, 3 1B	33	D. Hocking	5-18-00	at OAK	6	HR, 2 2B, 2 1B
9	T. Uhlender	6-23-68	NYN	5	5 1B	34	J. Jones	7-22-02	at CWS	6	HR, 2 2B, 2 1B
10	T. Oliva	6-29-69	at KC	5	2 HR, 2B, 2 1B	35	J. Jones	5-6-03	at TB	5	2 HR, 2B, 2 1B
11	R. Carew	4-18-70	at OAK	5	5 1B	36	C. Guzman	5-7-04	at OAK	6	2 2B, 3 1B
12	L. Cardenas	9-29-70	KC (12 inn.)	6	5 1B	37	T. Hunter	6-1-05	CLE	5	HR, 2 2B, 2 1B
13	R. Carew	5-12-72	MIL (22 inn.)	7	2 2B, 3 1B	38	J. Mauer	6-27-06	LAD	5	5 1B
14	R. Carew	8-14-73	DET	6	2B, 4 1B	39	J. Bartlett	8-6-06	at KC	5	3 1B, 2 2B
15	L. Hisle	9-3-73	at KC	5	2B, 4 1B	40	J. Morneau	9-19-06	at BOS	5	3 1B, 2 2B
16	R. Carew	5-25-77	at BOS	6	2B, 4 1B	41	J. Morneau	7-10-08	at DET	5	2 1B, 2 2B, 1 HR
17	T. Teufel	9-16-83	TOR	5	2 HR, 3B, 2 1B	42	J. Mauer	8-29-08	at OAK	5	4 1B, 1 2B
18	M. Hatcher	4-27-85	OAK	5	2B, 4 1B	43	D. Span	7-3-09	DET (16 inn.)	8	3B, 4 1B
19	B. Beane	4-29-86	at NYN	5	HR, 4 1B	44	D. Span	8-8-09	at DET	5	2B, 4 1B
20	K. Hrbek	6-7-86	at KC	5	HR, 2B, 3 1B	45	J. Mauer	4-24-10	at KC	5	3B, 2B, 3 1B
21	G. Larkin	7-18-89	CLE	5	5 1B	46	J. Mauer	7-26-10	at KC	5	HR, 2B, 3 1B
22	D. Gladden	9-29-89	at SEA	5	5 1B	47	J. Mauer	8-14-13	CLE	7	HR, 4 1B
23	K. Puckett	5-14-90	OAK	5	2 2B, 3 1B	48	D. Santana	8-3-14	at CWS	6	3 1B, 2B, 3B
24	K. Puckett	6-6-90	at TOR	5	2B, 4 1B	49	E. Escobar	8-22-14	DET	6	3 1B, 3B, HR
25	K. Puckett	8-15-93	at OAK	5	2 HR, 3 1B						

## 6-HIT GAMES

#	PLAYER	DATE	OPPONENT	AB	HITS
1	K. Puckett	8-30-87	at MIL	6	2 home runs, 2 doubles, 2 singles
2	K. Puckett	5-23-91	TEX (12 inn.)	7	1 triple, 5 singles

## TWINS 4-PLUS HIT GAMES BY SEASON

YEAR	#	YEAR	#	YEAR	#	YEAR	#
1961.....	12	1976.....	11	1991.....	9	2006.....	20
1962.....	7	1977.....	19	1992.....	15	2007.....	10
1963.....	12	1978.....	13	1993.....	15	2008.....	12
1964.....	17	1979.....	11	1994.....	7	2009.....	20
1965.....	7	1980.....	18	1995.....	11	2010.....	14
1966.....	5	1981.....	2	1996.....	20	2011.....	6
1967.....	7	1982.....	11	1997.....	19	2012.....	17
1968.....	7	1983.....	12	1998.....	13	2013.....	9
1969.....	7	1984.....	17	1999.....	10	2014.....	10
1970.....	14	1985.....	9	2000.....	15	<b>TOTAL</b>	<b>689</b>
1971.....	7	1986.....	18	2001.....	18		
1972.....	13	1987.....	10	2002.....	13		
1973.....	18	1988.....	20	2003.....	14		
1974.....	21	1989.....	13	2004.....	9		
1975.....	11	1990.....	9	2005.....	15		



# BATTING DATA – HOME RUNS

INSIDE PARK		TWINS			YEAR	OPPONENTS			INSIDE PARK	
HOME	ROAD	TOTAL	HOME	ROAD		TOTAL	HOME	ROAD	HOME	ROAD
1	0	167	92	75	1961	163	89	74	1	1
0	1	185	97	88	1962	166	96	70	0	2
0	2	225	112	113	1963	162	99	63	0	1
2	1	221	115	106	1964	181	88	93	0	0
1	2	150	67	83	1965	166	89	77	1	0
1	0	144	94	50	1966	139	83	56	0	0
1	0	131	70	61	1967	115	63	52	0	1
0	0	105	50	55	1968	92	51	41	0	0
1	0	163	79	84	1969	119	61	58	0	2
0	0	153	66	87	1970	130	53	77	0	0
0	1	116	57	59	1971	139	71	68	0	0
1	0	93	52	41	1972	105	54	51	2	0
0	0	120	56	64	1973	115	60	55	1	0
0	1	111	60	51	1974	115	55	60	0	0
1	1	121	75	46	1975	137	88	49	0	2
0	0	81	34	47	1976	89	52	37	0	1
0	0	123	61	62	1977	151	79	72	0	0
0	0	82	44	38	1978	102	39	63	0	0
2	0	112	67	45	1979	128	61	67	0	0
1	1	99	51	48	1980	120	64	56	1	0
0	0	47	25	22	1981	79	47	32	0	0
2	2	148	81	67	1982	208	110	98	0	1
0	1	141	56	85	1983	163	91	72	0	1
3	0	114	63	51	1984	159	77	82	2	0
1	0	141	71	70	1985	164	83	81	0	0
3	0	196	116	80	1986	200	107	93	1	0
1	1	196	106	90	1987	210	92	118	0	1
2	0	151	76	75	1988	146	79	67	0	1
0	0	117	59	58	1989	139	69	70	1	0
1	0	100	46	54	1990	134	69	65	3	0
0	1	140	62	78	1991	139	75	64	0	0
0	0	104	56	48	1992	121	56	65	0	1
0	0	121	56	65	1993	148	70	78	0	0
1	0	103	48	55	1994	153	88	65	0	0
0	0	120	59	61	1995	210	120	90	0	0
0	0	118	61	57	1996	233	121	112	1	0
3	0	132	59	73	1997	187	92	95	0	0
0	0	115	51	64	1998	180	93	87	0	0
0	1	105	47	58	1999	208	109	99	0	0
1	0	116	54	62	2000	212	106	106	0	0
0	1	164	76	88	2001	192	89	103	0	0
0	0	167	68	99	2002	184	82	102	1	0
0	0	155	76	79	2003	187	95	92	0	0
0	0	191	89	102	2004	167	83	84	0	0
0	0	134	67	67	2005	169	81	88	0	0
0	0	143	69	74	2006	182	79	103	0	0
1	0	118	48	70	2007	185	82	103	1	0
0	0	111	56	55	2008	183	82	101	0	1
0	0	172	96	76	2009	185	93	92	0	0
0	0	142	52	90	2010	155	64	91	0	2
0	0	103	46	57	2011	161	80	81	0	2
0	0	131	69	62	2012	198	98	100	1	0
0	0	151	68	83	2013	168	74	94	0	0
0	1	128	67	61	2014	147	72	75	0	0
31	18	7,237	3,598	3,639	TOTALS	8,490	4,303	4,187	17	20

## TWINS CAREER LEADOFF HOMERS

PLAYER	YEARS	HOMERS
Jacque Jones	1999-05	20
Chuck Knoblauch	1991-97	14
Dan Gladden	1987-91	12
Shannon Stewart	2003-06	7
<b>Brian Dozier</b>	<b>2012-14</b>	<b>7</b>
Zoilo Versalles	1961-67	6
Cesar Tovar	1965-72	5
Shane Mack	1990-94	5
Denard Span	2008-12	5
Kirby Puckett	1984-95	4
Lenny Green	1961-64	3
Roy Smalley	1976-87	3
Denny Hocking	1993-03	3
Rod Carew	1967-78	2
Rusty Kuntz	1983	2

PLAYER	YEARS	HOMERS
Tim Lincecum	1983-85	2
Todd Walker	1996-99	2
Luis Rivas	2000-05	2
Carlos Gomez	2008-09	2
<b>Danny Santana</b>	<b>2014</b>	<b>2</b>
26 players tied		1

TOTALS		134
LAST FIVE	DATE	PITCHER
Danny Santana	7/31/14 at KC	Yordano Ventura
Brian Dozier	7/4/14 vs. NYY	Chase Whitley
Danny Santana	6/9/14 at TOR	R.A. Dickey
Brian Dozier	4/17/14 (2) vs. TOR	Dustin McGowan
Brian Dozier	4/12/14 vs. KC	James Shields



# BATTING DATA - HOME RUNS

## INSIDE-THE-PARK HOME RUNS

### TWINS

#	PLAYER	DATE	PITCHER	INN	ON	OPP
1	Killebrew	7-4-61	McLish	8	2	CWS
2	Versalles	4-27-62	Donovan	9	0	at CLE
3	Hall, J.	9-22-63	Heffner	1	1	at BOS
4	Power	9-28-63	Ford	1	0	at NYY
5	Oliva	7-4-64	Bouton	5	0	at NYY
6	Rollins	8-4-64	Monbouquette	2	1	BOS
7	Oliva	9-4-64	Gray	8	1	BOS
8	Versalles	4-22-65	Ramos	9	0	at NYY
9	Hall, J.	6-4-65	Kopitz	4	0	WAS
10	Rollins	6-18-65	Stafford	4	0	at NYY
11	Oliva	6-4-66	Kelley	1	0	CLE
12	Uhlhaender	5-8-67	Ortega	2	1	WAS
13	Carew	5-13-69	Cuellar	8	0	BAL
14	Nettles, J.	7-22-71	Peterson	7	1	at NYY
15	Soderholm*	10-4-72	Frailing	6	0	CWS
16	Thompson	6-24-74	Clyde	4	1	at TEX
17	Ford	6-17-75	Blue	4	0	OAK
18	Brye*	9-7-75	Osteen	7	0	at CWS
19	Landreaux	5-8-79	Moore	7	0	TOR
20	Castino	5-15-79	Lyle	7	0	TEX
21	Sofield	7-11-80	Abbott	7	0	at SEA
22	Cubbage	8-20-80	Todd	6	1	TOR
23	Brunansky	5-28-82	Guidry	4	0	NYN
24	Brunansky	7-19-82	Augustine	3	3	MIL
25	Ward	9-10-82	Gura	7	2	at KC
26	Hrbek	9-30-82	Leal	1	1	at TOR
27	Brunansky	9-25-83	Creel	6	0	at KC
28	Bush	6-23-84	Seaver	6	0	CWS
29	Teufel	6-24-84	Dotson	9	2	CWS
30	Hrbek	9-11-84	Leibrandt	7	1	KC
31	Engle	7-3-85	Heaton	6	0	CLE
32	Washington	7-3-86	Boddicker	6	2	BAL
33	Gagne	10-4-86	Bannister	2	0	CWS
34	Gagne	10-4-86	Bannister	4	2	CWS
35	Gaetti	5-31-87	Robinson	2	0	at DET
36	Gagne	9-24-87	Hough	6	1	TEX
37	Lombardozi	7-8-88	Wegman	6	1	MIL
38	Lombardozi	9-28-88	Burns	8	0	OAK
39	Larkin	5-26-90	Boddicker	6	0	BOS
40	Pagliarulo	5-19-91	Petry	3	0	at DET
41	Mack	5-17-94	Key	4	0	NYN
42	Becker	4-26-97	Witt	6	0	TEX
43	Meares	5-25-97	Prieto	3	0	OAK
44	Kelly	8-8-97	Gooden	1	1	NYN
45	Walker	9-5-99	Rupe	4	0	at TB
46	Moeller	7-29-00	Mendoza	8	2	NYN
47	Hunter	7-26-01	Guthrie	6	0	at OAK
48	Mauer	7-21-07	Shields	8	2	LAA
49	Suzuki	5-20-14	Vincent	8	0	at SD

### OPPONENTS

#	PLAYER	DATE	PITCHER	INN	ON	OPP
1	Geiger	8-8-61	Pascual	3	3	at BOS
2	Fox	9-6-61	Ramos	2	0	CWS
3	Howser	4-12-62	Lee	4	2	at KC
4	Howser	6-16-62	Stange	5	0	at KC
5	Landis	4-21-63	Lasher	6	0	at CWS
6	Repoz	7-9-65	Boswell	5	0	NYN
7	Scott	7-29-67	Perry	2	1	at BOS
8	Alomar	6-23-69	Woodson	1	0	at CAL
9	Blair	8-8-69	Miller	1	0	at CAL
10	Allen	7-31-72	Byllevien	1	2	CWS
11	Allen	7-31-72	Byllevien	5	1	CWS
12	May	6-11-73	Kaat	3	1	MIL
13	LeFlora	5-27-75	Byllevien	5	0	at DET
14	Patek	8-7-75	Albury	1	0	at KC
15	Brett	10-3-76	Hughes	9	0	at KC
16	Cerone	5-4-80	Verhoeven	5	2	NYN
17	Stapleton	5-3-82	Felton	1	1	at BOS
18	Wathan	9-23-83	Pettibone	7	0	at KC
19	Wilson	6-1-84	Smithson	3	2	KC
20	Whitaker	7-13-84	Lysander	11	1	DET
21	Pasqua	7-12-86	Anderson	7	0	NYN
22	Tartabull	10-3-87	Byllevien	2	0	at KC
23	Tartabull	5-25-88	Byllevien	6	0	at KC
24	Carter	7-18-89	Viola	6	0	CLE
25	Esposito	7-21-90	Guthrie	8	0	NYN
26	Jose	7-29-90	West	2	0	OAK
27	Karkovics	8-30-90	West	4	3	CWS
28	White, D.	6-1-92	Willis	10	0	TOR
29	Ertast	9-6-96	Radke	9	0	CAL
30	Beltran	8-4-02	Lohse	1	0	KC
31	Fielder	6-17-07	Nathan	9	0	MIL
32	Teahen	5-27-08	Nathan	9	2	at KC
33	DeJesus	4-23-10	Pavano	6	0	at TOR
34	Bautista	7-7-10	Slowey	5	1	at TOR
35	Betancourt	6-25-11	Swarzak	5	0	at MIL
36	Granderson	8-21-11	Mijares	7	0	NYN
37	Bourjos	4-11-12	Pavano	5	2	LAA

(\* — denotes pinch-hitter)

## TWINS ALL-TIME 2-HOMER GAMES

PLAYER	#	PLAYER	#	PLAYER	#	PLAYER	#
Killebrew	35	Laudner	4	Rollins	2	Hughes, L.	1
Morneau	20	LeCroy	4	Salas	2	Jackson, R.	1
Oliva	18	Mauer	4	Steinbach	2	Kielty	1
Hrbek	16	Thome	4	Teufel	2	Larkin	1
Allison	15	Willingham	4	Tovar	2	Lemon	1
Gaetti	13	Carew	3	Winfield	2	Lombardozi	1
Puckett	13	Gagne	3	Young, D.	2	Molitor	1
Brunansky	11	Soderholm	3	Adams, G.	1	Monroe	1
Mincher	9	Versalles	3	Allen, C.	1	Morales, J.M.	1
Hall, J.	8	Allen	2	Arcia	1	Myers	1
Hunter	8	Alaya	2	Becker	1	Nettles, G.	1
Jones, J.	8	Battley	2	Blanco	1	Norwood	1
Koskie	8	Castillo, C.	2	Braun	1	Pagliarulo	1
Coomer	7	Doumit	2	Brito	1	Parmelee	1
Cuddyer	6	Hisle	2	Brye	1	Pierzynski	1
Darwin	6	Knoblauch	2	Colabello	1	Renick	1
Kubel	6	Kusick	2	Crede	1	Roof	1
Munoz	5	Mack	2	Dobbeek	1	Span	1
Reese	5	Meares	2	Dozier	1	Valencia	1
Smalley	5	Mientkiewicz	2	Edwards	1	Ward, G.	1
Bush	4	Mitterwald	2	Gladden	1	White, R.	1
Cordova	4	Ortiz	2	Goryl	1	Wolfe	1
Davis, C.	4	Plouffe	2	Green	1	Wynegar	1
Ford	4	Power	2	Hicks	1	TOTAL	361
Lawton	4	Prince	2	Holt	1		

HISTORY / RECORDS



# BATTING DATA - GRAND SLAMS

#	PLAYER	DATE	INNING	OPP.	PITCHER
1	Allison	4-16-61	1st	at BAL	Estrada
2	Dobbek	5-19-61	3rd	KC	Rakow
3	Allison	6-27-61	6th	BOS	Connelly
4	Killebrew	7-1-61	9th	at KC	Kunkel
5	Allison	7-3-61	7th	CWS	Lown
6	Bequer*^	7-4-61	9th	CWS	Hacker
7	Lepcio	7-13-61	1st	at CLE	Grant
8	Tuttle	8-13-61	4th	DET	Regan
9	Mincher	4-28-62	7th	at CLE	Funk
10	Mincher	5-3-62	1st	BAL	Pappas
11	Power	5-13-62	7th	KC	Pfister
12	Allison	7-18-62	1st	CLE	Latman
13	Killebrew	7-18-62	1st	CLE	Perry
14	Power	9-19-62	6th	DET	Humphreys
15	Killebrew	5-24-63	5th	CWS	Herbert
16	Power	5-29-63	5th	WAS	Coates
17	Mincher	7-14-63	1st	CLE	Latman
18	Killebrew	9-11-63	8th	CLE	Bell
19	Batley	5-1-64	6th	at KC	Drabowsky
20	Oliva	5-7-64	6th	LA	Spring
21	Killebrew	5-17-64	4th	at BOS	Wilson
22	Rollins	7-19-64	7th	LA	D. Lee
23	Mincher	8-23-64	8th	at DET	Gladding
24	Pascual	4-27-65	1st	at CLE	Williams
25	Versalles	9-30-65	5th	at BAL	Pappas
26	Hall, J^	8-2-66	9th	BOS	McMahon
27	Rollins	8-23-66	3rd	at WAS	Richert
28	Killebrew	9-3-66	7th	NYU	Womack
29	Mincher	9-23-66	1st	DET	McLain
30	Rollins	6-12-67	3rd	DET	Marshall
31	Killebrew	4-29-69	3rd	KC	Nelson
32	Reese*	8-3-69	7th	BAL	McNally
33	Tovar	9-4-69	10th	at OAK	Krausse
34	Killebrew	9-7-69	2nd	at OAK	Blue
35	Alyea	4-15-70	6th	at CAL	Messersmith
36	Renick	4-18-70	4th	at OAK	Downing
37	Reese*	6-7-70	6th	at WAS	Bosman
38	Renick*	6-30-70	6th	KC	Johnson
39	Alyea	9-7-70	1st	MIL	Krausse
40	Cardenas	9-15-70	2nd	CAL	Bradley
41	Nettles, J	7-20-71	6th	at NYU	Bahnsen
42	Killebrew	9-3-71	6th	OAK	Grant
43	Killebrew	5-28-72	3rd	TEX	Gogolewski
44	Soderholm	6-26-72	7th	CAL	Fisher
45	Reese*	7-9-72	7th	NYU	McDaniel
46	Darwin	7-10-72	1st	MIL	Stephenson
47	Walton*	4-17-73	7th	CAL	Barber
48	Darwin	6-29-73	8th	at CAL	Ryan
49	Oliva	8-17-73	2nd	at CLE	Bosman
50	Darwin	4-14-74	7th	KC	Bird
51	Soderholm	6-14-74	3rd	at CLE	Sanders
52	Hisle	8-24-74	2nd	at BAL	Garland
53	Roof	9-8-74	6th	at KC	Mingori
54	Oliva*	6-29-75	6th	at TEX	Umbarger
55	Carew	6-26-76	2nd	at OAK	Mitchell
56	Carew	7-4-76	8th	CAL	Monge
57	Cubbage	7-7-76	8th	at MIL	Castro
58	Wynegar	7-30-76	5th	OAK	Bosman
59	Carew*	9-9-76	7th	at TEX	Hargan
60	Hisle	4-24-77	4th	at TEX	Briles
61	Hisle	5-25-77	7th	at BOS	Murphy
62	Adams, G	6-26-77	2nd	CWS	Stone
63	Cubbage	8-5-77	4th	CLE	Dobson
64	Carew	8-12-77	3rd	at DET	Crawford

#	PLAYER	DATE	INNING	OPP.	PITCHER
65	Smalley*	6-25-78	4th	at CWS	Willoughby
66	Cubbage	8-8-78	6th	SEA	Parrott
67	Edwards	7-15-79	3rd	at TOR	Clancy
68	Morales	6-19-80	3rd	DET	Schatzeder
69	Wilfong	9-17-80	7th	at MIL	Mitchell
70	Smalley	4-18-81	3rd	at CAL	Travers
71	Ward	5-10-82	4th	BOS	Torrez
72	Hrbek	6-10-82	5th	KC	Armstrong
73	Brunansky+	7-19-82	3rd	MIL	Augustine
74	Gaetti	7-26-82	1st	at SEA	Bannister
75	Gaetti	9-19-82	5th	KC	Armstrong
76	Brunansky	9-1-83	7th	at BOS	Aponte
77	Hrbek	4-16-84	6th	CAL	Curtis
78	Bush	7-28-84	5th	CAL	Slaton
79	Gaetti	5-8-85	1st	NYU	Cowley
80	Bush	5-12-85	1st	at BAL	Dixon
81	Hrbek	7-18-85	7th	NYU	Fisher
82	Hrbek	7-22-85	2nd	BAL	Davis
83	Hrbek	8-15-85	5th	SEA	Long
84	Gaetti	7-5-86	1st	BAL	Flanagan
85	Lombardozzi	10-3-86	4th	CWS	Dotson
86	Brunansky	5-20-87	6th	at CLE	Candiotti
87	Laudner	6-14-87	2nd	at CWS	DeLeon
88	Gaetti	5-22-88	9th	at TEX	Williams
89	Gagne	6-3-88	2nd	OAK	Stewart
90	Dwyer*	9-15-88	6th	CWS	Pail
91	Castillo	4-11-89	8th	at DET	Hernandez
92	Gladden	5-31-89	6th	at KC	Gordon
93	Dwyer	6-10-89	8th	CWS	Thigpen
94	Hrbek	9-12-89	7th	TOR	Ward
95	Harper	5-5-90	8th	at MIL	Plesac
96	Gaetti	9-23-90	1st	TEX	Hough
97	Munoz	6-12-91	1st	NYU	Johnson
98	Mack	6-14-91	5th	at CLE	Nichols
99	Hrbek	7-31-91	2nd	at NYU	Sanderson
100	Mack	9-2-91	8th	CLE	Olin
101	Mack	5-24-92	4th	at DET	Tanana
102	Puckett	5-29-92	4th	DET	Lancaster
103	Puckett	6-3-92	3rd	TOR	Guzman
104	Harper	8-1-92	8th	MIL	Henry
105	Puckett	8-14-92	3rd	at SEA	Fisher
106	Hrbek	4-21-93	5th	MIL	Lloyd
107	Winfield	4-23-93	3rd	DET	Moore
108	Puckett	6-12-93	3rd	OAK	B. Witt
109	Puckett	9-11-93	5th	at TEX	Pavlik
110	Walbeck	5-4-94	6th	at MIL	Orosco
111	Mack	7-8-94	1st	CLE	Grimley
112	Puckett	8-10-94	2nd	BOS	Bankhead
113	Puckett	6-16-95	6th	at SEA	Johnson
114	Merullo	8-5-95	7th	KC	Brewer
115	Knoblauch	6-5-96	4th	CAL	Eichhorn
116	Lawton	6-30-96	3rd	at KC	Gubicza
117	Molitor	4-3-97	2nd	DET	Blair
118	Jackson	5-16-97	4th	BOS	Borland
119	Colbrunn*	8-4-97	5th	TOR	Daal
120	Miller	9-22-97	2nd	MIL	D'Amico
121	Coomer	4-25-98	9th	at SEA	Slocumb
122	Lawton	5-9-98	6th	NYU	Pettitte
123	Gates	6-21-98	4th	at CWS	Bere

(\* — denotes pinch-hitter; + — denotes inside-the-park)



# BATTING DATA – GRAND SLAMS

#	PLAYER	DATE	INNING	OPP.	PITCHER
124	Lawton*	4-17-99	8th	at CLE	Spradlin
125	Hunter	4-26-99	4th	BOS	Wakefield
126	Hocking	6-4-99	2nd	HOU	Hampton
127	Koskie	7-24-99	5th	SEA	Rodriguez
128	Canizaro	8-25-00	4th	DET	Blair
129	Ortiz	9-7-00	1st	at BOS	R. Martinez
130	Hunter	6-8-01	5th	PIT	Oliveras
131	Guzman	6-24-01	7th	at DET	Bartowski
132	Jones	7-12-01	2nd	at MIL	Haynes
133	Koskie	9-8-01	4th	at ANA	Rapp
134	Jones	5-28-02	2nd	at TEX	Park
135	Hunter	7-5-02	7th	at SEA	Nelson
136	Cuddyer	8-1-02	3rd	at CWS	Wright
137	Pierzynski	5-7-03	5th	at TB	Kennedy
138	Pierzynski	6-12-03	1st	COL	Oliver
139	LeCroy*	5-19-04	9th	at TOR	Adams
140	Punto	7-22-04	7th	TB	Colome
141	Hunter	6-1-05	3rd	CLE	Lee
142	Morneau	9-30-05	8th	DET	Walker
143	Hunter	4-5-06	8th	at TOR	Frasor
144	Batista	5-19-06	8th	at MIL	Capellan
145	Cuddyer	6-7-06	8th	at SEA	Soriano
146	Cuddyer	6-10-06	7th	BAL	Halama
147	Kubel^	6-13-06	12th	BOS	Tavarez
148	Morneau	6-14-06	6th	BOS	Delcarmen
149	Hunter	6-28-06	1st	LAD	Perez
150	Hunter	4-17-07	5th	at SEA	Weaver
151	Hunter	5-18-07	3rd	at MIL	Capuano
152	Mauer	6-29-07	5th	at DET	Verlander
153	Kubel	7-6-07	4th	at CWS	Garland
154	Hunter	8-15-07	9th	at SEA	Green
155	Cuddyer	8-22-07	1st	SEA	Batista

#	PLAYER	DATE	INNING	OPP.	PITCHER
156	Kubel	4-9-08	6th	at CWS	Masset
157	Morneau	4-25-08	3rd	at TEX	Millwood
158	Kubel	5-25-08	8th	at DET	Cruceta
159	Morneau	9-5-08	5th	DET	Galarreta
160	Kubel	4-19-09	8th	LAA	Bulger
161	Crede^	5-13-09	13th	DET	Lyon
162	Mauer	5-21-09	6th	at CWS	Gobble
163	Morneau	5-24-09	7th	MIL	Stetter
164	Morneau	7-20-09	2nd	at OAK	Gonzalez
165	Young	10-2-09	1st	KC	DiNardo
166	Kubel	5-16-10	8th	at NYY	Rivera
167	Kubel	7-25-10	3rd	at BAL	Arrieta
168	Valencia	7-26-10	1st	at KC	Greinke
169	Valencia	9-25-10	1st	at DET	Bonderman
170	Cuddyer	8-3-11	5th	at LAA	Takahashi
171	Tosoni	9-27-11	6th	KC	Mazzaro
172	Mauer	9-1-12	2nd	at KC	Hochevar
173	Doumit	9-29-12	8th	DET	Benoit
174	Herrmann	7-23-13	10th	at LAA	Frieri
175	Morneau	8-9-13	4th	at CWS	Jones
176	Colabello	9-2-13	9th	at HOU	Lo
177	Arcia	6-5-14	3rd	MIL	Peralta

(\* — denotes pinch-hitter; + — denotes inside-the-park;  
^ — denotes walk-off)

## TWINS CAREER GRAND SLAM LEADERS

PLAYER	GRAND SLAMS	YEARS
Harmon Killebrew.....	10	1961-74
<b>Torii Hunter.....</b>	<b>9</b>	<b>1997-2007</b>
Kent Hrbek.....	8	1981-94
Jason Kubel.....	7	2004-11, 14
Justin Morneau.....	7	2003-13
Kirby Puckett.....	7	1984-95
Gary Gaetti.....	6	1981-90
Michael Cuddyer.....	5	2001-11
Bob Allison.....	4	1961-70
Rod Carew.....	4	1967-78
Shane Mack.....	4	1990-94

PLAYER	GRAND SLAMS	YEARS
Don Mincher.....	4	1961-66
Tom Brunansky.....	3	1982-88
Mike Cuddage.....	3	1976-80
Bob Darwin.....	3	1972-75
Larry Hisle.....	3	1973-77
Matt Lawton.....	3	1995-01
<b>Joe Mauer.....</b>	<b>3</b>	<b>2004-14</b>
Tony Oliva.....	3	1962-76
Vic Power.....	3	1962-64
Rich Reese.....	3	1964-73
Rich Rollins.....	3	1961-68

## GRAND SLAM INDIVIDUAL RECORDS

Grand Slams, Game.....	1, many
Grand Slams, Season.....	3, Allison, 1962, Carew, 1976, Hrbek, 1985, Puckett, 1992, Hunter, 2007
Grand Slams, Career.....	10, Killebrew, 1961-74
Pinch-Hit GS, Season.....	1, 12x, last LeCroy, May 19, 2004 at TOR
Pinch-Hit GS, Career.....	3, Reese, 1964-73
Inside Park GS.....	Brunansky, July 19, 1982 vs. MIL

## GRAND SLAM TEAM RECORDS

Grand Slams, Game.....	2, Allison and Killebrew, July 18, 1962 vs. CLE
Most Grand Slams, Season.....	8, 1961
Fewest Grand Slams, Season.....	0, 1968
Pinch-Hit GS, Season.....	2, Reese and Renick, 1970



# BATTING DATA - 3+ HR'S IN AN INNING

DATE	INN	PLAYERS	PITCHERS	OPPONENT
5-10-61	2	Gardner Versalles Killebrew	Hall Hall Stock	Baltimore
6-19-62	4	Kaat Power Allison	Zanni Zanni Zanni	at Chicago-AL
7-18-62	1	Allison * Battey * Killebrew	Latman Latman Perry	Cleveland
5-2-64	11	Oliva + Allison + J. Hall + Killebrew +	Pfister Pfister Pfister Handrahan	at Kansas City
6-14-64	6	Killebrew J. Hall Kaat	Duckworth Duckworth Duckworth	at Washington
6-28-64	7	Versalles Killebrew * Allison *	Fisher Fisher Fisher	Chicago-AL
8-8-64	5	Oliva J. Hall * Allison *	Donovan Donovan Bell	at Cleveland
6-9-66	7	Rollins * Versalles * Oliva + Mincher + Killebrew +	Hunter Hunter Lindblad Lindblad Wyatt	Kansas City
5-14-68	1	Carew Oliva Rollins	Hunter Hunter Hunter	Oakland
4-15-70	6	Tovar Alyea Cardenas	Messersmith Messersmith Queen	at California
7-12-72	5	Renick Darwin * Soderholm *	Brett Brett Brett	Milwaukee
7-15-73	8	Mitterwald + Lis + Holt +	G. Perry G. Perry G. Perry	Cleveland
5-8-79	7	Smalley * Kusick * Landreaux	Moore Moore Moore	Toronto
9-17-80	7	Wifong G. Adams * R. Jackson *	Mitchell Mitchell LaPoint	at Milwaukee
5-16-82	1	R. Johnson * Brunansky * Castino	Pashnick Pashnick Pashnick	at Detroit
6-7-82	8	Washington + Brunansky + Hrbek +	Creel Creel Quisenberry	Kansas City
8-19-82	1	Brunansky Ward * Gaetti *	McGregor McGregor Boddicker	Baltimore

DATE	INN	PLAYERS	PITCHERS	OPPONENT
5-16-83	9	Engle * Mitchell * Gaetti Hatcher	Beard Beard Beard Burgmeier	Oakland
5-23-83	5	Brunansky * Engle * Ward	G. Davis G. Davis Welchel	at Baltimore
7-25-83	3	Ward Hrbek Washington	Caldwell Caldwell Gibson	Milwaukee
6-4-86	7	Brunansky Smalley Reed	Stieb Stieb Acker	at Toronto
6-20-86	5	Washington Hrbek * Brunansky *	Oelkers Oelkers Oelkers	Cleveland
6-1-87	7	Gladden Gaetti Brunansky	Clemens Clemens Gardner	at Boston
9-27-87	1	Puckett * Gaetti * Hrbek	Leibrandt Leibrandt Leibrandt	Kansas City
7-31-91	2	Davis Mack Hrbek	Sanderson Sanderson Sanderson	at New York-AL
5-2-92	5	Mack Puckett * Hrbek * Bush	Sanderson Sanderson Sanderson Sanderson	at New York-AL
4-9-00	6	Coomer + Jones + LeCroy +	Rigby Rigby Rigby	at Kansas City
7-12-01	3	Mientkiewicz+ Koskie+ Hunter+	Haynes Haynes Haynes	at Milwaukee
8-19-02	1	Jones* Guzman* Ortiz	Glover Glover Glover	at Chicago-AL
5-8-09	5	Mauer* Morneau* Buscher	Jakubauskas Jakubauskas Batista	Seattle
8-10-10	2	Thome Hardy Mauer	Garcia Garcia Garcia	at Chicago-AL
8-6-12	2	Willingham* Morneau* Dumit	McAllister McAllister Tomlin	at Cleveland
5-30-13	4	Dozier* Mauer* Dumit	Lohse Lohse Lohse	Milwaukee
8-3-14	9	Parmelee+ Arcia+ Fryer+	Rienzo Rienzo Rienzo	at Chicago-AL

(\* — back-to-back; + — consecutive)

## TWO-HOMER INNING

Michael Cuddyer.....7th inning, August 23, 2009 at Kansas City



# PITCHING DATA – YEARLY LEADERS

WINS			ERA		STRIKEOUTS	
1961	Pascual	15-16	Pascual	3.46	Pascual	*221
1962	Pascual	20-11	Kaat	3.14	Pascual	*206
1963	Pascual	21-9	Pascual	2.47	Pascual	*202
1964	Kaat	17-11	Kaat	3.22	Pascual	213
1965	Grant	*21-7	Perry	2.63	Kaat	154
1966	Kaat	*25-13	Perry	2.54	Kaat	205
1967	Chance	20-14	Merritt	2.53	Chance	220
1968	Chance	16-16	Chance	2.53	Chance	234
1969	Boswell and Perry	20-12 and 20-6	Perry	2.82	Boswell	190
1970	Perry	^24-12	Perry	3.03	Hall	184
1971	Perry	17-17	Blyleven	2.82	Blyleven	224
1972	Blyleven	17-17	Corbin	2.61	Blyleven	228
1973	Blyleven	20-17	Blyleven	2.52	Blyleven	258
1974	Blyleven	17-17	Blyleven	2.66	Blyleven	249
1975	Hughes	16-14	Blyleven	3.00	Blyleven	233
1976	Campbell	17-5	Campbell	3.00	Goltz	133
1977	Goltz	*20-11	Goltz	3.36	Goltz	186
1978	Goltz	15-10	Goltz	2.50	Erickson	121
1979	Koosman	20-13	Koosman	3.38	Koosman	157
1980	Koosman	16-13	Erickson	3.25	Koosman	149
1981	Redfern	9-8	Arroyo	3.94	Redfern	77
1982	Castillo	13-11	Castillo	3.66	Havens	129
1983	Schrom	15-8	Schrom	3.71	Viola	127
1984	Viola	18-12	Viola	3.21	Viola	149
1985	Viola	18-14	Viola	4.09	Viola	135
1986	Blyleven	17-14	Blyleven	4.01	Blyleven	215
1987	Viola	17-10	Viola	2.90	Viola	197
1988	Viola	#24-7	Anderson	*2.45	Viola	193
1989	Anderson	17-10	Viola	3.79	Viola	138
1990	Tapani	12-8	Anderson	4.53	Guthrie and Tapani	101
1991	Erickson	20-8	Tapani	2.99	Morris	163
1992	Smiley and Tapani	16-9 and 16-11	Smiley	3.21	Smiley	163
1993	Tapani	12-15	Banks	4.04	Tapani	150
1994	Tapani	11-7	Tapani	4.62	Erickson	104
1995	Radke	11-14	Tapani	4.92	Tapani	88
1996	Rodriguez	13-14	Radke	4.46	Radke	148
1997	Radke	20-10	Swindell	3.58	Radke	174
1998	Radke	12-14	Trombley	3.63	Radke	146
1999	Radke	12-14	Radke	3.75	Milton	163
2000	Milton	13-10	Hawkins	3.39	Milton	160
2001	Mays	17-13	Mays	3.16	Milton	157
2002	Reed	15-7	Reed	3.78	Santana	137
2003	Lohse and Radke	14-11 and 14-10	Santana	3.07	Santana	169
2004	Santana	20-6	Santana	*2.61	Santana	*265
2005	Santana	16-7	Santana	2.87	Santana	*238
2006	Santana	^19-6	Santana	#2.77	Santana	*245
2007	Santana	15-13	Santana	3.33	Santana	235
2008	Perkins and Slowey	12-4 and 12-11	Baker	3.45	Baker	141
2009	Baker	15-9	Blackburn	4.03	Baker	162
2010	Pavano	17-11	Liriano	3.62	Liriano	201
2011	Liriano/Pavano/Duensing	9-10/9-13/9-14	Baker	3.14	Baker	123
2012	Diamond	12-9	Diamond	3.54	Liriano	109
2013	Correia	9-13	Correia	4.18	Correia and Pelfrey	101
2014	Hughes	16-10	Hughes	3.52	Hughes	186

\* — league leadership    + — tie for league leadership    # — major league leadership    ^ — tie for major league leadership

## TWINS ALL-TIME 20-GAME WINNERS

PITCHER	YEAR	RECORD
Camilo Pascual	1962	20-11
Camilo Pascual	1963	21-9
Jim Grant	1965	21-7
Jim Kaat	1966	25-13
Dean Chance	1967	20-14
Jim Perry	1969	20-6
Dave Boswell	1969	20-12
Jim Perry*	1970	24-12

PITCHER	YEAR	RECORD
Bert Blyleven	1973	20-17
Dave Goltz	1977	20-11
Jerry Koosman	1979	20-13
Frank Viola*	1988	24-7
Scott Erickson	1991	20-8
Brad Radke	1997	20-10
Johan Santana*	2004	20-6

(\* - also won Cy Young Award)



# PITCHING DATA - LOW-HIT GAMES

## TWINS NO-HITTERS

#	PITCHER	DATE	OPPONENT	ON BASE	SCORE
1	Jack Kralick	8-26-62	Kansas City	1	1-0
2	Dean Chance	8-25-67	at Cleveland	6	2-1
3	Scott Erickson	4-27-94	Milwaukee	5	6-0
4	Eric Milton	9-11-99	Anaheim	2	7-0
5	Francisco Liriano	5-3-11	at Chicago-AL	6	1-0

\*Dean Chance tossed a 5 inning shortened no-hit game on August 6, 1967 vs. Boston that is not considered an official no-hitter.

## ONE-HITTERS

#	PITCHER	DATE	OPPONENT	HITTER	HIT	FIELD	INN	OUT	SCORE
1	Gerry Arrigo	6-26-64	Chicago-AL	Hershberger	single	CF	9	0	2-0
2	Jim Grant	9-25-65	at Washington	Blasingame	double	RF	3	2	5-0
3	Dave Boswell	7-30-66	Baltimore	Snyder	single	RF	7	0	7-0
4	Dean Chance	5-11-67	Kansas City	Cater	single	RF	4	2	8-0
5	Bert Blyleven	5-24-73	Kansas City	Kirkpatrick	bunt single	3B	5	0	2-0
6	Jim Kaat	7-1-73	at California	Robinson	home run	LF	2	0	2-1
7	Bert Blyleven	9-26-73	at Oakland	Mangual	single	2B	5	2	4-1
8	Bert Blyleven	7-4-74	Texas	Harrah	home run	RF	3	1	3-1
9	Dave Goltz	8-23-77	Boston	Rice	single	LF	4	0	7-0
10	Geoff Zahn	6-6-80	Toronto	Mayberry	single	LF	7	2	5-0
11	Ken Schrom	6-26-85	Kansas City	Wilson	single	CF	3	1	2-1
12	Scott Erickson/Mark Guthrie	9-24-91	Chicago-AL	Pasqua	home run	LF	7	1	9-2
13	Scott Erickson	7-24-92	at Boston	Brunansky	single	RF	2	0	5-0
14	Johan Santana/Joe Nathan	7-17-04	at Kansas City	Berroe	double	CF	2	0	4-1
15	Scott Baker	8-31-07	Kansas City	Sweeney	single	CF	9	1	5-0
16	A. Swarzak/M. Capps/A. Burnett	5-28-11	Los Angeles-AL	Bourjos	double	LF	8	1	1-0

## OPPONENTS NO-HITTERS

#	PITCHER	DATE	OPPONENT	ON BASE	SCORE
1	Jim Hunter	5-8-68	at Oakland	0	0-4
2	Vida Blue	9-21-70	at Oakland	1	0-6
3	Nolan Ryan	9-28-74	at California	8	0-4
4	David Wells	5-17-98	at New York-AL	0	0-4
5	Jered Weaver	5-2-12	at Los Angeles-AL	1	0-9

## ONE-HITTERS

#	PITCHER(S)	DATE	OPPONENT	HITTER	HIT	FIELD	INN	OUT	SCORE
1	Dick Donovan	9-24-61	Washington	Altobelli	home run	RF	7	1	1-4
2	Dean Chance	9-10-62	Los Angeles-NL	Versalles	single	SS	8	1	0-5
3	Mitt Pappas	9-2-64	Baltimore	Versalles	single	LF	8	2	0-2
4	Bill Monbouquette	9-6-64	Boston	Versalles	home run	LF	6	2	2-1
5	Barry Moore	4-30-67	at Washington	Tovar	single	RF	6	2	0-3
6	Dave McNally	5-15-69	Baltimore	Tovar	single	CF	9	1	0-5
7	Mike Cuellar	8-10-69	at Baltimore	Tovar	single	LF	9	0	0-2
8	Dick Bosman	8-13-70	at Washington	Tovar	bunt single	3B	1	0	0-1
9	Rick Wise	6-14-76	Boston	Terrell	single	2B	3	1	0-5
10	Jim Palmer	8-10-76	at Baltimore	Cubbage	single	RF	2	2	0-2
11	Bruce Kison	4-23-80	California	Landreaux	double	LF	9	1	0-17
12	Jack Morris	8-21-80	Detroit	Wilfong	single	LF	1	1	2-4
13	Paul Splittorff/Rich Gale	10-5-80	at Kansas City	Castino	single	CF	1	0	0-4
14	Jim Palmer	9-4-82	at Baltimore	Gaetti	single	CF	5	2	0-3
15	Jim Clancy	9-28-82	at Toronto	Bush	single	RF	9	0	0-3
16	Walt Terrell/Willie Hernandez	7-14-85	at Detroit	Brunansky	double	CF	7	2	0-8
17	Danny Darwin	8-19-85	at Milwaukee	Smalley	home run	RF	5	0	1-4
18	Bobby Witt/Dale Mohorcic	6-26-87	at Texas	Smalley	single	CF	2	2	0-1
19	Paul Kilgus	5-21-88	at Texas	Gaetti	double	CF	8	0	0-3
20	Randy Johnson	7-16-98	at Seattle	Gates	single	CF	8	1	0-3
21	Mike Mussina	8-1-00	at Baltimore	Coomer	single	RF	7	2	0-7
22	Freddy Garcia	8-23-05	Chicago-AL	Jones	home run	CF	8	0	1-0
23	Gavin Floyd	5-6-08	at Chicago-AL	Mauer	double	CF	9	1	1-7
24	R. Harden/M. Harrison/D. O'Day/N. Feliz	8-23-10	at Texas	Mauer	single	CF	9	1	0-4
25	Kyle Drabek/Shawn Camp/Mark Rzepczynski	4-2-11	at Toronto	Span	single	LF	6	1	1-5
26	Zach Stewart	9-5-11 (2)	Chicago-AL	Valencia	double	RF	8	0	0-4
27	Felix Hernandez/Steve Delabar	5-5-12	at Seattle	Span	single	RF	4	0	0-7
28	Anibal Sanchez	5-24-13	at Detroit	Mauer	single	CF	9	1	0-6



# PITCHING DATA - BACK-TO-BACK SHUTOUTS

PITCHER	DATE	OPPONENT	SCORE	HIT	LOSING PITCHER
Camilo Pascual	5-15-61	at Chicago-AL	5-0	4	Cal McLish
	5-20-61	Kansas City	2-0	5	Joe Nuxhall
Camilo Pascual	8-23-61	at Chicago-AL	4-0	2	Cal McLish
	8-29-61	New York-AL	3-0	4	Ralph Terry
Camilo Pascual	9-17-61	at Cleveland	5-0	8	Jim Perry
	9-23-61	Washington	10-0	2	Pete Burnside
Camilo Pascual	6-26-62	at New York-AL	5-0	9	Rollie Sheldon
	7-1-62	at Washington	9-0	5	Ray Rippelmeyer
Jim Grant	8-6-66	at Kansas City	5-0	4	Lew Krausse
	8-10-66	at California	2-0	8	Clyde Wright
Jim Grant	8-23-66	at Washington	7-0	5	Pete Richert
	8-27-66	at Chicago-AL	1-0	3	Gary Peters
Dean Chance	5-11-67	Kansas City	8-0	1	Jim Hunter
	5-16-67	at Chicago-AL	1-0	5	John Buzhardt
Jim Merritt	5-26-67	at Kansas City	5-0	5	Jim Nash
	5-30-67	at New York-AL	3-0	2	Fritz Peterson
Jim Perry	8-10-67	Washington	5-0	5	Barry Moore
	8-15-67	at California	4-0	6	Curt Simmons
Dean Chance	6-19-68	Washington	4-0	3	Joe Coleman
	6-24-68	at Chicago-AL	1-0	3	Bob Priddy
Bert Blyleven	4-7-71	Milwaukee	4-0	4	Lew Krausse
	4-12-71	at Kansas City	2-0	3	Dick Drago
Dick Woodson	8-1-72	at Texas	3-0	3	Pete Broberg
	8-5-72	Oakland	4-0	5	Vida Blue
Bert Blyleven	5-24-73	Kansas City	2-0	1	Dick Drago
	5-29-73	at Milwaukee	1-0	6	Jim Slaton
Bert Blyleven	6-16-73	at Detroit	5-0	4	Joe Coleman
	6-21-73	California	1-0	8	Clyde Wright
Jim Hughes	5-14-75	Cleveland	3-0	4	Gaylord Perry
	5-18-75	Milwaukee	6-0	4	Ed Sprague
Dave Goltz	8-31-76	Milwaukee	4-0	2	Bill Travers
	9-9-76	at Texas	6-0	3	Jim Umbarger
Frank Viola	5-1-88	at Boston	2-0	5	Jeff Sellers
	5-6-88	Boston	5-0	7	Jeff Sellers
Scott Erickson	4-26-91	Seattle	6-0	5	Randy Johnson
	5-1-91	Boston	1-0	2	Jeff Gray

## TWINS PITCHERS TO REACH 200.0 INNINGS PITCHED BY SEASON

YEAR	PITCHER	IP	YEAR	PITCHER	IP	YEAR	PITCHER	IP
1961	Ramos.....	264.1	1975	Blyleven.....	275.2		Tapani.....	220.0
	Pascual.....	252.1		Hughes.....	249.2		S. Erickson.....	212.0
	Kralick.....	242.0		Goltz.....	243.0	1993	Tapani.....	225.2
1962	Kaat.....	200.2	1976	Goltz.....	249.1		S. Erickson.....	218.2
	Kaat.....	269.0	1977	Goltz.....	303.0	1994	—	—
	Pascual.....	257.2		Thormodsgard.....	218.0	1995	—	—
	Kralick.....	242.2	1978	R. Erickson.....	265.2	1996	Radke.....	232.0
1963	Pascual.....	248.1		Zahn.....	252.1		Rodriguez.....	206.2
	Stigman.....	241.0		Goltz.....	220.1	1997	Radke.....	239.2
1964	Pascual.....	267.1	1979	Koosman.....	263.2	1998	Radke.....	213.2
	Kaat.....	243.0		Goltz.....	250.2	1999	Radke.....	218.2
1965	Grant.....	270.1	1980	Koosman.....	243.1		Milton.....	206.1
	Kaat.....	264.1		Zahn.....	232.2	2000	Radke.....	226.2
1966	Kaat.....	304.2	1981	—	—		Milton.....	200.0
	Grant.....	249.0	1982	B. Castillo.....	218.2	2001	Mays.....	233.2
1967	Chance.....	283.2		Havens.....	208.2		Radke.....	226.0
	Kaat.....	263.1	1983	Viola.....	210.0		Milton.....	220.2
	Merritt.....	227.2	1984	Viola.....	257.2	2002	—	—
	Boswell.....	222.2		Smithson.....	252.0	2003	Radke.....	212.1
1968	Chance.....	292.0		Butcher.....	225.0		Lohse.....	201.0
	Merritt.....	238.1	1985	Smithson.....	257.0	2004	Santana.....	228.0
	Kaat.....	208.0		Viola.....	250.2		Radke.....	219.2
1969	Perry.....	261.2		Butcher.....	207.2		Silva.....	203.0
	Boswell.....	256.1	1986	Blyleven.....	271.2	2005	Santana.....	231.2
	Kaat.....	242.1		Viola.....	245.2		Radke.....	200.2
1970	Perry.....	278.2	1987	Blyleven.....	267.0	2006	Santana.....	233.2
	Kaat.....	230.1		Viola.....	251.2	2007	Santana.....	219.0
1971	Blyleven.....	278.1	1988	Viola.....	255.1		Silva.....	202.0
	Perry.....	270.0		Blyleven.....	207.1	2008	—	—
	Kaat.....	260.1		Anderson.....	202.1	2009	Blackburn.....	205.2
1972	Blyleven.....	287.1	1989	—	—		Baker.....	200.0
	Woodson.....	251.2	1990	—	—	2010	Pavano.....	221.0
	Perry.....	217.2	1991	Morris.....	246.2	2011	Pavano.....	222.0
1973	Blyleven.....	325.0		Tapani.....	244.0	2012	—	—
1974	Blyleven.....	281.0		S. Erickson.....	204.0	2013	—	—
	Decker.....	248.2	1992	Smiley.....	241.0	2014	Hughes.....	209.2



# PITCHING DATA – CONSECUTIVE SHUTOUTS

## BY TWINS

DATE	OPPONENT	SCORE	DATE	OPPONENT	SCORE	DATE	OPPONENT	SCORE
8-23-61	at Chicago.....	4-0	9-13-71	at California.....	1-0	9-15-84	at Texas.....	1-0
8-24-61	at Chicago.....	3-0	9-15-71	at Milwaukee.....	1-0	9-16-84	at Texas.....	2-0
8-26-62	Kansas City.....	1-0	9-6-72	at Texas.....	2-0	6-26-88	at Oakland.....	11-0
8-28-62	at Chicago.....	2-0	9-7-72	at Texas.....	4-0	6-26-88	at Oakland.....	5-0
6-4-63	at Kansas City.....	5-0	5-29-73	at Milwaukee.....	1-0	6-21-92	Seattle.....	5-0
6-5-63	at Kansas City.....	4-0	5-30-73	at Milwaukee.....	4-0	6-22-92	California.....	2-0
7-24-63	at Cleveland.....	9-0	6-28-73	at Texas.....	4-0	5-8-03	at Tampa Bay.....	5-0
7-24-63	at Cleveland.....	5-0	6-29-73	at California.....	4-0	5-9-03	Boston.....	5-0
5-30-65	at Washington.....	6-0	8-9-75	at Detroit.....	1-0	7-5-04	Kansas City.....	9-0
5-31-65	at Baltimore.....	6-0	8-10-75	at Detroit.....	4-0	7-6-04	Kansas City.....	4-0
7-5-65	Boston.....	2-0	9-23-76	at Chicago.....	3-0	7-7-04	Kansas City.....	12-0
7-6-65	Boston.....	9-0	9-25-76	California.....	6-0	9-2-04	Texas.....	2-0
6-24-68	at Chicago.....	1-0	9-7-81	Toronto.....	4-0	9-3-04	Kansas City.....	2-0
6-27-68	at Baltimore.....	2-0	9-8-81	Toronto.....	1-0	7-31-10	Seattle.....	4-0
4-11-71	at Chicago.....	6-0	9-28-83	Texas.....	3-0	8-1-10	Seattle.....	4-0
4-12-71	at Kansas City.....	2-0	9-29-83	Texas.....	2-0			

## OF TWINS

DATE	OPPONENT	SCORE	DATE	OPPONENT	SCORE	DATE	OPPONENT	SCORE
5-21-61	Cleveland.....	0-9	7-8-73	New York.....	0-7	8-5-90	at Seattle.....	0-4
5-21-61	Cleveland.....	0-2	7-9-73	Boston.....	0-2	8-6-90	Milwaukee.....	0-6
8-10-62	at Los Angeles.....	0-1	9-28-74	at California.....	0-4	4-29-93	at Detroit.....	0-11
8-11-62	at Los Angeles.....	0-3	9-29-74	at California.....	0-4	4-30-93	at Baltimore.....	0-8
9-10-62	Los Angeles.....	0-5	7-19-78	New York.....	0-2	8-1-94	Baltimore.....	0-1
9-11-62	Los Angeles.....	0-9	7-20-78	New York.....	0-4	8-2-94	Baltimore.....	0-10
4-21-63	at Chicago.....	0-8	9-6-78	Chicago.....	0-1	6-21-96	at Detroit.....	0-2
4-23-63	at Chicago.....	0-1	9-8-78	Milwaukee.....	0-3	6-22-96	at Detroit.....	0-6
9-25-64	at Los Angeles.....	0-1	9-9-78	Milwaukee.....	0-3	5-10-98	New York.....	0-7
9-26-64	at Los Angeles.....	0-2	9-18-79	at Chicago.....	0-1	5-11-98	Baltimore.....	0-4
5-3-68	at Cleveland.....	0-4	9-19-79	at Chicago.....	0-6	9-7-99	Baltimore.....	0-5
5-4-68	at Cleveland.....	0-2	5-23-80	at Milwaukee.....	0-5	9-8-99	Baltimore.....	0-10
8-26-68	at Washington.....	0-1	5-24-80	at Milwaukee.....	0-4	9-7-02	Oakland.....	0-2
8-27-68	at Washington.....	0-2	4-11-81	Oakland.....	0-3	9-8-02	Oakland.....	0-6
9-11-68	Cleveland.....	0-1	4-12-81	Oakland.....	0-1	9-5-11	Chicago.....	0-4
9-13-68	at Boston.....	0-2	8-18-81	at Detroit.....	0-3	9-6-11	Chicago.....	0-3
5-15-69	Baltimore.....	0-5	8-19-81	at Detroit.....	0-4	5-1-12	at Los Angeles.....	0-4
5-17-69	Detroit.....	0-6	9-2-83	Baltimore.....	0-1	5-2-12	at Los Angeles.....	0-9
7-4-72	at Boston.....	0-2	9-3-83	Baltimore.....	0-13	9-13-13	Tampa Bay.....	0-3
7-5-72	at Boston.....	0-2	9-7-86	at Boston.....	0-9	9-14-13	Tampa Bay.....	0-7
8-27-72	Detroit.....	0-1	9-8-86	at Kansas City.....	0-5			
8-28-72	Baltimore.....	0-2						

## ALL-TIME COMPLETE GAME SHUTOUTS

PITCHER	#	PITCHER	#	PITCHER	#	PITCHER	#
Blyleven.....	29	Mays.....	6	Corbin.....	3	Krueger.....	2
Kaat.....	23	Merritt.....	6	Koosman.....	3	Morris.....	2
Pascual.....	18	Tapani.....	6	Lohse.....	3	Reed.....	2
Perry.....	17	Smithson.....	5	Pavano.....	3	Silva.....	2
Chance.....	11	Woodson.....	5	Ramos.....	3	Slowey.....	2
Goltz.....	11	Decker.....	4	Robertson.....	3	Smiley.....	2
Grant.....	10	Kralick.....	4	Singer.....	3	Stange.....	2
Radke.....	10	Milton.....	4	Baker.....	2	Tewksbury.....	2
Viola.....	10	Santana.....	4	Duensing.....	2	24 pitchers.....	1
Erickson, S.....	7	Stigman.....	4	Hall.....	2	<b>TOTAL</b>	<b>284</b>
Zahn.....	7	Anderson.....	3	Havens.....	2		
Boswell.....	6	Butcher.....	3	Hughes, J.....	2		



# TWINS ALL-TIME ROSTER

## PLAYER

### A

ABBOTT, Paul, p.	1990-92
ABERNATHY, Brent, 2b	2005
<b>ACHTER, A.J., p.</b>	<b>2014—</b>
ADAMS, Glenn, of.	1977-81
ADAMS, Mike, of.	1972-73
AGOSTO, Juan, p.	1986
AGUILERA, Rick, p.	1989-99
ALBERS, Andrew, p.	2013
ALBURY, Vic, p.	1973-76
ALDRED, Scott, p.	1996-97
ALLEN, Bernie, 2b	1962-66
ALLEN, Chad, of.	1999-01
*ALLISON, Bob, of.	1961-70
ALTOBELLI, Joe, 1b	1961
ALYEA, Brant, of.	1970-71
ANDERSON, Allan, p.	1986-91
<b>ARCIA, Oswaldo, of.</b>	<b>2013—</b>
ARDOIN, Danny, c.	2000
ARRIGO, Gerry, p.	1961-64
ARROYO, Fernando, p.	1980-82
ATHERTON, Keith, p.	1986-88
AYALA, Luis, p.	2009

### B

BACKMAN, Wally, 2b	1989
BACSIK, Mike, p.	1979-80
BAKER, Chuck, ss.	1981
BAKER, Doug, ss.	1988-90
BAKER, Scott, p.	2005-12
BALDWIN, James, p.	2003
BALFOUR, Grant, p.	2001, 03-05
BANE, Eddie, p.	1973, 75-76
*BANKS, George, 3b	1962-64
BANKS, Willie, p.	1991-93
BAPTIST, Travis, p.	1998
BARNES, John, of.	2000-01
BARBER, Steve, p.	1970-71
BARTLETT, Jason, ss.	2004-07, 14
BASS, Brian, p.	2008
BASS, Randy, 1b	1977
BATISTA, Tony, 3b	2006
*BATTEY, Earl, c.	1961-67
BAYLOR, Don, of.	1987
BEANE, Billy, of.	1986-87
BECKER, Rich, of.	1993-97
BEQUER, Julio, 1b	1961, 63
BEDROSIAN, Steve, p.	1991
BEIMEL, Joe, p.	2004
BENNETT, Erik, p.	1996
BENSON, Joe, of.	2011
BERENGUER, Juan, p.	1987-90
BERGMAN, Sean, p.	2000
<b>BERNIER, Doug, if.</b>	<b>2013—</b>
*BERTOIA, Reno, 3b	1961
BEST, Karl, p.	1988
BETHEA, Bill, 2b	1964
BITTIGER, Jeff, p.	1987
BLACKBURN, Nick, p.	2007-12
BLAKE, Casey, 3b	2000-02
BLANCO, Henry, c.	2004
*BLOOMFIELD, Bud, 2b	1964
BLYLEVEN, Bert, p.	1970-76, 85-88
*BOND, Walter, of.	1967
BONKOWSKI, Joe, p.	1962
BONSER, Boof, p.	2006-09
BOOKER, Greg, p.	1989
BOONE, Bret, 2b	2005
BORDERS, Pat, c.	2004
BORGSMANN, Glenn, c.	1972-79
BORIS, Paul, p.	1982
*BOSTOCK, Lyman, of.	1975-77
*BOSWELL, Dave, p.	1964-70
BOURQUE, Pat, 1b	1974
BOWEN, Rob, c.	2003-04
BOWERS, Shane, p.	1997
BOWYER, Travis, p.	2005
BRANDON, Darrell, p.	1969
BRAUN, Steve, of.	1971-76
BREDE, Brent, of.	1996-97
BRESLOW, Craig, p.	2008-09
*BRETT, Ken, p.	1979
BRIGGS, John, of.	1975
BRITO, Bernardo, of.	1992-93, 95
BROWN, Darrell, of.	1983-84
BROWN, Jarvis, of.	1991-92
BROWN, Mark, p.	1985

## SEASONS

## PLAYER

*BRUCKBAUER, Fred, p.	1961
BRUETT, J.T., of.	1992-93
BRUMMETT, Greg, p.	1993
BRUNANSKY, Tom, of.	1982-88
BRYE, Steve, of.	1970-76
BUCHANAN, Brian, of.	2000-02
BULLING, Terry, c.	1977
BULLOCK, Eric, of.	1988
BURGMAYER, Tom, p.	1974-77
BURNETT, Alex, p.	2010-12
BURROUGHS, Sean, if.	2012
BURTON, Jared, p.	1985-86
BURT, Dennis, p.	2007-09
BUSCHER, Brian, 3b	1982-93
BUSH, Randy, of.	1984-86
BUTCHER, John, p.	2010-13
BUTERA, Drew, c.	1980-82, 87
BUTLER, Sal, c.	1974-75, 77
BUTLER, Bill, p.	

### C

CABRERA, Orlando, ss.	2009
CALI, Carmen, p.	2007
CAMPBELL, Bill, p.	1973-76
CAMPBELL, Kevin, p.	1994-95
CAMPISI, Sal, p.	1971
CANDELARIA, John, p.	1990
CANIZARO, Jay, 2b	2000-02
CAPPS, Matt, p.	2010-12
CARDENAS, Leo, ss.	1969-71
CAREW, Rod, 1b	1967-78
CARLTON, Steve, p.	1987-88
CARRASCO, Hector, p.	1998-2000, 01
CARRITHERS, Don, p.	1977
CARROLL, Jamey, if.	2012-13
CARSON, Matt, of.	2012
CASIAN, Larry, p.	1990-94
CASILLA, Alexi, if.	2006-12
CASTILLO, Bobby, p.	1982-84
CASTILLO, Carmelo, of.	1989-91
CASTILLO, Luis, 2b	2006-07
CASTINO, John, 2b	1979-84
CASTRO, Juan, ss.	2005-06
CHANCE, Dean, p.	1967-69
CHILES, Rich, of.	1977-78
CHRISTENSEN, John, of.	1988
CIMINO, Pete, p.	1965-66
CIRILLO, Jeff, 3b-1b	2007
CLARK, Howie, if.	2008
CLARK, Jerald, of.	1995
CLARK, Ron, 3b	1966-69
COLABELLO, Chris, 1b	2013-14
COLBRUNN, Greg, 1b	1997
COLE, Alex, of.	1994-95
*COLLUM, Jackie, p.	1962
COMSTOCK, Keith, p.	1984
CONDREY, Clay, p.	2010
*CONSOLO, Billy, ss	1961
COOK, Mike, p.	1989
COOMER, Ron, 1b-3b	1995-2000
COOPER, Don, p.	1981-82
CORBETT, Doug, p.	1980-82
CORBIN, Ray, p.	1971-75
CORCORAN, Tim, 1b	1981
CORDOVA, Marty, of.	1995-99
CORREIA, Kevin, p.	2013-14
CRAIN, Jesse, p.	2004-10
CREDE, Joe, 3b	2009
CRESSEND, Jack, p.	2000-02
*CRIDER, Jerry, p.	1969
CUBBAGE, Mike, 3b	1976-80
CUDDYER, Michael, if-of.	2001-11
CUMMINGS, Midre, of.	1999-2000
*CUETO, Bert, p.	1961

### D

DAILEY, Bill, p.	1963-64
<b>DARNELL, Logan, p.</b>	<b>2014—</b>
DARWIN, Bob, of.	1972-75
DAVID, Andre, of.	1984, 86
DAVIDSON, Cleatus, 2b	1999
DAVIDSON, Mark, of.	1986-88
DAVIS, Chih, dh	1991-92
DAVIS, Ron, p.	1982-86
DE VRIES, Cole, p.	2012-13
*DECKER, Joe, p.	1973-76
DEDUNO, Samuel, p.	2012-14



# TWINS ALL-TIME ROSTER

PLAYER	SEASONS
DELANEY, Rob, p.....	2010
DEMPSEY, Rick, c.....	1969-72
DePAULA, Julio, p.....	2007
DESHAIES, Jim, p.....	1993-94
DIAMOND, Scott, p.....	2011-13
DICKEY, R.A., p.....	2009
DINKELMAN, Brian, if-of.....	2011
DOBBEK, Dan, of.....	1961
DOUMIT, Ryan, c.....	2013
DONOHUE, Jim, p.....	1962
DOTTER, Gary, p.....	1961, 63-64
<b>DOZIER, Brian, if.....</b>	<b>2012</b>
DRUMMOND, Tim, p.....	1989-90
<b>DUENSING, Brian, p.....</b>	<b>2009</b>
DUMATRAIT, Phil, p.....	2011
DUNN, Steve, 1b.....	1994-95
DURBIN, J.D., p.....	2004
DURANT, Mike, c.....	1996
DUVAL, Mike, p.....	2001-02
DWYER, Jim, of.....	1988-89, 90
DYER, Mike, p.....	1989

<b>E</b>	
EDENS, Tom, p.....	1991-92
EDWARDS, Dave, of.....	1978-80
EISENREICH, Jim, of.....	1982-84
ENGLE, Dave, c.....	1981-85
ERICKSON, Roger, p.....	1978-82
ERICKSON, Scott, p.....	1990-95
<b>ESCOBAR, Eduardo, if.....</b>	<b>2012</b>
ESPINOZA, Alvaro, ss.....	1984-86
EUFEMIA, Frank, p.....	1985
EVERETT, Adam, ss.....	2008
EYRE, Willie, p.....	2006

<b>F</b>	
FAEDO, Lenny, ss.....	1980-84
FELTON, Terry, p.....	1979-82
FERRER, Sergio, ss.....	1974-75
FETTERS, Mike, p.....	2003
<b>FIEN, Casey, p.....</b>	<b>2012</b>
FIFE, Dan, p.....	1973-74
FILSON, Pete, p.....	1982-86
FIORE, Tony, p.....	2001-03
FISCHER, Bill, p.....	1964
FLORES, Randy, p.....	2010
FLORIMON, Pedro, if.....	2012-14
FONTENOT, Ray, p.....	1986
FORD, Dan, of.....	1975-78
FORD, Lew, of.....	2003-07
*FORNIELES, Mike, p.....	1963
FOSNOW, Jerry, p.....	1964-65
FOX, Matt, p.....	2010
FRAZIER, George, p.....	1986-87
FREDERICK, Kevin.....	2002
<b>FRYER, Eric, c.....</b>	<b>2013</b>
FUENTES, Brian, p.....	2010
FULD, Sam, of.....	2014
FULTZ, Aaron, p.....	2004
FUNDERBURK, Mark, of.....	1981, 85

<b>G</b>	
CABINO, Armando, p.....	2009
GAETTI, Gary, 3b.....	1981-90
GAGNE, Greg, ss.....	1983-92
GARAGOZZO, Keith, p.....	1994
GARCES, Rich, p.....	1990, 93
GARDNER, Billy, 2b.....	1961
GARZA, Matt, p.....	2006-07
GASSNER, Dave, p.....	2005
GATES, Brent, 2b-3b.....	1998-99
GEBHARD, Bob, p.....	1971-72
<b>GIBSON, Kyle, p.....</b>	<b>2013</b>
*GIEL, Paul, p.....	1961
GLADDEN, Dan, of.....	1987-91
GOLTZ, Dave, p.....	1972-79
GOMEZ, Carlos, of.....	2008-09
GOMEZ, Chris, if.....	2003
GOMEZ, Luis, ss.....	1974-77
*GOMEZ, Ruben, p.....	1962
GONZALEZ, German, p.....	1988-89
GODWIN, Danny, 1b.....	1979-81
GORINSKI, Bob, of.....	1977
GORYL, John, 2b.....	1962-64
GOZZO, Mauro, p.....	1992
GRAHAM, Dan, 3b.....	1979
GRANGER, Wayne, p.....	1972

<b>PLAYER</b>	<b>SEASONS</b>
GRANT, Jim, p.....	1964-67
GRAY, Jeff, p.....	2012
GREEN, Lenny, of.....	1961-64
GREISINGER, Seth, p.....	2004
GRZENDA, Joe, p.....	1969
GUARDADO, Eddie, p.....	1993-2003, 08
GUERRIER, Matt, p.....	2004-10, 14
GUTH, Bucky, ss.....	1972
GUTHRIE, Mark, p.....	1989-95
GUZMAN, Cristian, ss.....	1999-04

<b>H</b>	
HACKER, Eric, p.....	2011
HALE, Chip, 2b.....	1989-90, 93-96
HALL, Jimmie, of.....	1963-66
HALL, Tom, p.....	1968-71
HAMM, Pete, p.....	1970-71
HANSELL, Greg, p.....	1996
HANDS, Bill, p.....	1973-74
HARDY, Carroll, of.....	1967
HARDY, J.J., ss.....	2010
HARPER, Brian, c.....	1988-93
HARRIS, Brendan, if.....	2008-10
HARRIS, Greg, p.....	1995
HARRISON, Roric, p.....	1978
HART, Mike, of.....	1984
HARTLEY, Mike, p.....	1993
HARTZELL, Paul, p.....	1979
HATCHER, Mickey, of.....	1981-86
HAVENS, Brad, p.....	1981-83
HAWKINS, LaRoy, p.....	1995-03
HAYDEL, Hal, p.....	1970-71
HEATON, Neal, p.....	1986
HEINTZ, Chris, c.....	2005-07
HENDRIKS, Liam, p.....	2011-13
HENN, Sean, p.....	2009
HENRY, Ron, c.....	1961, 64
HERNANDEZ, Jackie, ss.....	1967-68
HERNANDEZ, Livan, p.....	2008
HERNANDEZ, Pedro, p.....	2013
HERR, Tom, 2b.....	1988
<b>HERRMANN, Chris, c.....</b>	<b>2012</b>
<b>HICKS, Aaron, of.....</b>	<b>2013</b>
HILL, Donnie, inf.....	1992
*HILL, Herman, of.....	1969-70
HISLE, Larry, of.....	1973-77
HOBBS, Jack, p.....	1981
HOCKING, Denny, ss.....	1993-03
HODGE, Ed, p.....	1984
HOEY, Jim, p.....	2011-10
HOLLINS, Dave, 3b.....	1996
HOLLY, Jeff, p.....	1977-79
HOLM, Steve, c.....	2011
HOLT, Jim, of.....	1968-74
HORSMAN, Vince, p.....	1995
*HOWE, Steve, p.....	1985
HRBEK, Kent, 1b.....	1981-94
HUBER, Justin, 1b.....	2009
HUDSON, Orlando, 2b.....	2010
HUGHES, Dusty, p.....	2011
HUGHES, Jim, p.....	1974-77
HUGHES, Luke, if.....	2010-12
<b>HUGHES, Phil, p.....</b>	<b>2014</b>
HUMBER, Philip, p.....	2008-09
HUNDELEY, Randy, c.....	1974
<b>HUNTER, Torii, of.....</b>	<b>1997-2007</b>
HUSKEY, Butch, of.....	2000

<b>I</b>	
INGRAM, Riccardo, of.....	1995
IZQUIERDO, Hank, c.....	1967

<b>J</b>	
JACKSON, Darrell, p.....	1978-82
JACKSON, Darrin, of.....	1997
JACKSON, Mike, p.....	2002
JACKSON, Ron, 1b.....	1979-81
JACKSON, Roy Lee, p.....	1986
*JACOBS, Lamar, of.....	1961
JAMES, Chuck, p.....	2011
JARVIS, Kevin, p.....	1997
JENSEN, Marcus, c.....	2000
JIMINEZ, Houston, ss.....	1983-84
JOHNSON, Adam, p.....	2001, 03
JOHNSON, Dave, p.....	1977-78
JOHNSON, Kris, p.....	2014
JOHNSON, Randy, of.....	1982



# TWINS ALL-TIME ROSTER

## PLAYER

JOHNSON, Tom, p.....	1974-78
JOHNSTON, Greg, of.....	1980-81
JONES, Garrett, 1b-of.....	2007
JONES, Jacque, of.....	1999-05
JONES, Todd, p.....	2001
JORGENSEN, Ryan, c.....	2008
JORGENSEN, Terry, 3b.....	1989, 92-93

## K

KAAT, Jim, p.....	1961-73
KELLER, Ron, p.....	1966, 68
*KELLY, Pat, of.....	1967-68
KELLY, Roberto, of.....	1996-97
KELLY, Tom, 1b.....	1975
KEPPEL, Bobby, p.....	2009
KIELTY, Bobby, of.....	2001-03
*KILLEBREW, Harmon, 1b.....	1961-74
KINDALL, Jerry, 2b.....	1964-65
KINNEY, Matt, p.....	2000, 02
KINNUNEN, Mike, p.....	1980
KIPPER, Bob, p.....	1992
KLAWITTER, Tom, p.....	1985
*KLINE, Ron, p.....	1967
KLINGENBECK, Scott, p.....	1995-96
KLINK, Joe, p.....	1987
*KLIPPSTEIN, Johnny, p.....	1964-66
KNOBLAUCH, Chuck, 2b.....	1991-97
KOMATSU, Erik, of.....	2012
KOOSMAN, Jerry, p.....	1979-81
KORECKY, Bobby, p.....	2008
KOSCO, Andy, of.....	1965-67
KOSKIE, Corey, 3b.....	1998-04
KOSTRO, Frank, of.....	1964-65, 67-69
*KRALICK, Jack, p.....	1961-63
KRUEGER, Bill, p.....	1992
KUBEL, Jason, of.....	2004-11, 14
KUNTZ, Rusty, of.....	1983
*KUSICK, Craig, 1b.....	1973-79

## L

LAMB, David, if.....	2002
LAMB, Mike, 3b.....	2008
LANDREAUX, Ken, of.....	1979-80
LARKIN, Gene, 1b.....	1987-93
LaROCHE, Dave, p.....	1972
LASHER, Fred, p.....	1963
LATHAM, Bill, p.....	1986
LATHAM, Chris, of.....	1997-99
LAUDNER, Tim, c.....	1981-89
LAWTON, Matt, of.....	1995-01
*LEA, Charlie, p.....	1988
LEACH, Terry, p.....	1990-91
LeCROY, Matthew, c-1b.....	2000-05, 07
LEE, Derek, of.....	1993
LEE, Don, p.....	1961-62
LEIUS, Scott, 3b.....	1990-95
*LEMON, Jim, of.....	1961-63
LEPCIO, Ted, 3b.....	1961
LEWIS, Jim, p.....	1983
LINCOLN, Mike, p.....	1999-2000
LIRIANO, Francisco, p.....	2005-12
LIRIANO, Nelson, 2b.....	1990
*LIS, Joe, 1b.....	1973-74
LITTLE, Jeff, p.....	1982
LOHSE, Kyle, p.....	2001-06
LOMBARDOZZI, Steve, 2b.....	1985-88
LOOK, Bruce, c.....	1968
*LOWRY, Dwight, c.....	1988
LUEBBER, Steve, p.....	1971-72, 76
LUNDSTEDT, Tom, c.....	1975
LYSANDER, Rick, p.....	1983-85

## M

MAAS, Kevin, 1b.....	1995
MACHADO, Alejandro, if.....	2007
MACK, Shane, of.....	1990-94
MACKANIN, Pete, 2b.....	1980-81
MACRI, Matt, if.....	2008
MAHAY, Ron, p.....	2009-10
MAHOMES, Pat, p.....	1992-96
MAKSUDIAN, Mike, c-1b.....	1993
MALONEY, Matt, p.....	2012
MANNING, Jim, p.....	1962
MANRIQUE, Fred, 2b.....	1990
MANSHIP, Jeff, p.....	2009-12
MANUEL, Charlie, of.....	1969-72
*MARANDA, Georges, p.....	1962

## SEASONS

## PLAYER

MARQUIS, Jason, p.....	2012
MARSHALL, Mike, p.....	1978-80
*MARTIN, Billy, 2b.....	1961
*MARTINEZ, Orlando, ss.....	1962
MARTINEZ, Tippy, p.....	1988
MARTIS, Shairon, p.....	2013
MASON, Mike, p.....	1988
MASTELLER, Dan, 1b-of.....	1995
MASTROIANNI, Darin, of.....	2012-14
<b>MAUER, Joe, c-1b.....</b>	<b>2004</b>
MAXWELL, Jason, 2b.....	2000-01
<b>MAY, Trevor, p.....</b>	<b>2014</b>
MAYS, Joe, p.....	1999-2005
McCABE, Joe, c.....	1964
McCARTY, Dave, 1b-of.....	1993-95
McCRACKEN, Quinton, of.....	2001
*McDEVITT, Danny, p.....	1961
McDONALD, Darnell, of.....	2007
McKay, Dave, 3b.....	1975-76
MEARES, Pat, ss.....	1993-98
MEIER, Dave, of.....	1984-85
MENDOZA, Minnie, 3b.....	1970
MERCADO, Orlando, c.....	1989
MERCED, Orlando, 1b-of.....	1998
MERRIMAN, Brett, p.....	1993-94
MERRITT, Jim, p.....	1965-68
MERULLO, Matt, c.....	1995
MIENTKIEWICZ, Doug, 1b.....	1998-04
MJARES, Jose, p.....	2008-11
MILBOURN, Larry, 2b.....	1982
MILCHIN, Mike, p.....	1996
*MILLER, Bob, p.....	1968-69
MILLER, Corky, c.....	1997
MILLER, Damian, c.....	2007
MILLER, Jason, p.....	1996-02
MILLER, Travis, p.....	2014
<b>MILONE, Tommy, p.....</b>	<b>1998-03</b>
MILTON, Eric, p.....	1961-66
*MINCHER, Don, 1b.....	1982-83
MITCHELL, Bobby, of.....	1966, 68-73
MITTERWALD, George, c.....	1966, 68-73
MOELLER, Chad, c.....	2000
MOHR, Dustin, of.....	2001-03
MOLTOR, Paul, dh-1b.....	1996-98
MONROE, Craig, of.....	2008
*MONZON, Dan, 2b.....	1972-73
*MOORE, Ray, p.....	1961-63
MORALES, Jose, c.....	1978-80
MORALES, Jose, c.....	2007, 09-10
MORALES, Kendrys, dh-1b.....	2014
MORGAN, Mike, p.....	1998
MORILLO, Juan, p.....	2009
MORNEAU, Justin, 1b.....	2003-13
MORRIS, Danny, p.....	1968-69
MORRIS, Jack, p.....	1991
MORRIS, Warren, if.....	2002
MOSES, John, of.....	1988-90
MOTA, Danny, p.....	2000
MULHOLLAND, Terry, p.....	2004-05
MULVEY, Kevin, p.....	2009
MUNOZ, Oscar, p.....	1995
MUNOZ, Pedro, of.....	1990-95
MYERS, Greg, c.....	1996-97

## N

NAKAMURA, Micheal, p.....	2003
NARAGON, Hal, c.....	1961-62
NASH, Cotton, 1b.....	1969-70
NATHAN, Joe, p.....	2004-11
NAULTY, Dan, p.....	1996-98
NEAGLE, Denny, p.....	1991
NELSON, Mel, p.....	1965, 67
NESHEK, Pat, p.....	2006-10
NETTLES, Craig, of.....	1967-69
NETTLES, Jim, of.....	1970-72
NEVIN, Phil, dh.....	2006
NEWMAN, Al, if.....	1987-91
*NIEKRO, Joe, p.....	1987-88
NIEMANN, Randy, p.....	1987
NIESON, Chuck, p.....	1964
NIETO, Tom, c.....	1987-88
NISHIOKA, Tsuyoshi, if.....	2011-12
NIXON, Otis, of.....	1998
NIXON, Russ, c.....	1966-67
<b>NOLASCO, Ricky, p.....</b>	<b>2014</b>
NORTON, Tom, p.....	1972
NORWOOD, Willie, of.....	1977-80



# TWINS ALL-TIME ROSTER

PLAYER	SEASONS
NOSSEK, Joe, of	1964-66
NUNEZ, Eduardo, if	2014—

<b>D</b>	
OCHOA, Alex, of	1998
O'CONNOR, Jack, p	1981-84
OLKERS, Bryan, p	1983
OFFERMAN, Jose, if	2004
OJEDA, Augie, if	2004
OLIVA, Tony, of	1962-76
OLIVERAS, Francisco, p	1989
OLIVEROS, Lester, p	2011—
OLLOM, Jim, p	1966-67
OLSON, Greg, c	1989
OLSON, Gregg, p	1997
OROSCO, Jesse, p	2003
ORTIZ, David, 1b	1997-02
ORTIZ, Junior, c	1990-91
ORTIZ, Ramon, p	2007

<b>P</b>	
PACELLA, John, p	1982
PAGLIARULO, Mike, 3b	1991-93
*PALMQUIST, Ed, p	1961
PARKS, Derek, c	1992-94
PARMELEE, Chris, 1b-of	2011-14
PARRA, Jose, p	1995-96
PASCUAL, Camilo, p	1961-66
PASHNICK, Larry, p	1984
*PASTORE, Frank, p	1986
PAVANO, Carl, p	2009-12
PAZIK, Mike, p	1975-77
PELFREY, Mike, p	2013—
PERDOMO, Luis	2012
PERKINS, Dan, p	1999
PERKINS, Glen, p	2006—
PERLOZZO, Sam, 2b	1977
PERRANOSKI, Ron, p	1968-71
PERRY, Jim, p	1963-72
PERZANOWSKI, Stan, p	1978
PETTIBONE, Jay, p	1983
PIERZYNSKI, A.J., c	1998-03
PINO, Yohan, p	2014
PINTO, Josmil, c	2013—
PITTARO, Chris, 2b	1986-87
PLEIS, Bill, p	1961-66
PLOUFFE, Trevor, if	2010—
POEPPING, Mike, of	1975
POLANCO, Jorge, if	2014—
PONSON, Sidney, p	2007
PORTUGAL, Mark, p	1985-88
*POST, Wally, of	1963
POWELL, Hosken, of	1978-81
POWELL, Paul, of	1971
*POWER, Vic, 1b	1962-64
PRESLEY, Alex, of	2013
PRESSLY, Ryan, p	2013—
PRIEDIE, Jason, of	2008
PRIETO, Alex, if	2003-04
PRINCE, Tom, c	2001-03
*PUCKETT, Kirby, of	1984-95
PULIDO, Carlos, p	1994, 03
PUNTO, Nick, if	2004-10
PUTNAM, Pat, 1b	1984

<b>Q</b>	
QUILICI, Frank, 2b	1965, 67-70
QUINLAN, Tom, 3b	1996
QUINONES, Luis, if	1992

<b>R</b>	
RAABE, Brian, 2b	1995-96
RABE, Josh, of	2006-07
RADKE, Brad, p	1995-06
RADLOSKY, Rob, p	1999
RAMIREZ, Wilkin, of	2013—
RAMOS, Pedro, p	1961
RAMOS, Wilson, c	2010
RANDALL, Bob, 2b	1976-80
RATH, Gary, p	1999
RATLIFF, Paul, c	1963, 70-71
RAUCH, Jon, p	2009-10
RAWLEY, Shane, p	1989
REARDON, Jeff, p	1987-89
REBOULET, Jeff, if	1992-96
REDFERN, Pete, p	1976-82
REDMAN, Mark, p	1999-01

PLAYER	SEASONS
REDMOND, Mike, c	2005-09
REED, Darren, of	1992
REED, Jeff, c	1984-86
REED, Rick, p	2001-03
REESE, Rich, 1b	1964-73
RENICK, Rich, 3b	1968-72
REPMO, Jason, of	2010-11
RESTOVICH, Michael, of	2002-04
REVERE, Ben, of	2010-12
REYES, Dennis, p	2006-08
RINCON, Juan, p	2001-08
RITCHIE, Todd, p	1997-98
RIVAS, Luis, 2b	2000-05
RIVERA, Bombo, of	1978-80
RIVERA, Rene, c	2011
ROA, Joe, p	2004
ROBERTSON, Rich, p	1995-97
ROBERTSON, Tyler, p	2012-13
RODRIGUEZ, Frank, p	1995-98
RODRIGUEZ, Jose, p	2002
RODRIGUEZ, Luis, if	2005-07
RODRIGUEZ, Vic, 3b	1989
ROENICKE, Josh, p	2013
ROGERS, Kenny, p	1993
ROGGENBURK, Gary, p	1963, 65-66
*ROLAND, Jim, p	1962-64, 66-68
ROLLINS, Rich, 3b	1961-68
ROMERO, J.C., p	1999-05
ROOF, Phil, c	1971-76
*ROSEBORO, John, c	1968-69
RUIZ, Randy, 1b	2008
RYAN, Jason, p	1999-2000
RYAN, Michael, of	2002-05

<b>S</b>	
*SADOWSKI, Ted, p	1961-62
SALAS, Mark, c	1985-87
SAMPSON, Benji, p	1998-99
SANCHEZ, Alex, of	1986
SANDERS, Ken, p	1973
SANFORD, Mo, p	1995
SANTANA, Danny, if	2014—
SANTANA, Johan, p	2000-07
SAVAGE, Jack, p	1990
SCARCE, Mac, p	1978
SCHAFER, Jordan, of	2014—
SCHATZEDER, Dan, p	1987, 88
*SCHROLL, Al, p	1961
SCHROM, Ken, p	1983-85
SCHUELER, Ron, p	1977
SCHULLSTROM, Erik, p	1994-95
SEARS, Todd, 1b	2002-03
SERAFINI, Dan, p	1996-98
SERUM, Gary, p	1977-79
SEVCIK, John, c	1965
SHAVE, Jon, 3b	1998
SHELLENBACK, Jim, p	1977
SHIELDS, Steve, p	1989
SHIFFLETT, Garland, p	1964
SIEBLER, Dwight, p	1963-67
SIERRA, Ruben, of	2006
SILVA, Carlos, p	2004-06
SINGER, Bill, p	1976
SLAMA, Anthony, p	2010-11
SLOWEY, Kevin, p	2007-11
SMALLEY, Roy, ss	1976-82, 85-87
SMITH, Mike, p	2006
SMITH, Ray, c	1981-83
SMITH, Roy, p	1986-90
SMITHSON, Mike, p	1984-87
SMILEY, John, p	1992
SNYDER, Jim, 2b	1961-62, 64
SODERHOLM, Eric, 3b	1971-75
SOFIELD, Rick, of	1979-81
SORRENTO, Paul, 1b	1989-91
SPAN, Denard, of	2008-12
SPEIER, Chris, ss	1984
STAHVIAK, Scott, 1b	1993, 95-98
STANFIELD, Kevin, p	1979
STANGE, Lee, p	1961-64
ST. CLAIRE, Randy, p	1989
STEINBACH, Terry, c	1997-99
STENHOUSE, Mike, of	1985
STEPHEN, Buzz, p	1968
STEVENS, Dave, p	1994-97
STEWART, Shannon, of	2003-06
STIGMAN, Dick, p	1962-65
*STOBBS, Chuck, p	1961



# TWINS ALL-TIME ROSTER

PLAYER	SEASONS
STRAKER, Les, p.....	1987-88
STRICKLAND, Jim, p.....	1971-73
SULLIVAN, Frank, p.....	1962-63
SUTTON, John, p.....	1978
<b>SUZUKI, Kurt, c.....</b>	<b>2014—</b>
SWARZAK, Anthony, p.....	2009, 11-14
SWINDELL, Greg, p.....	1997-98

<b>T</b>	
TAPANI, Kevin, p.....	1989-95
TERRELL, Jerry, ss.....	1973-77
TEUFEL, Tim, 2b.....	1983-85
TEWKSBURY, Bob, p.....	1997-98
THAYER, Greg, p.....	1978
<b>THIELBAR, Caleb, p.....</b>	<b>2013—</b>
THOMAS, Brad, p.....	2001, 03
THOMAS, Clete, of.....	2012-13
THOMAS, George, of.....	1971
THOME, Jim, if.....	2010-11
<b>THOMPSON, Aaron, p.....</b>	<b>2014—</b>
*THOMPSON, Danny, ss.....	1970-76
THORMODSGARD, Paul, p.....	1977-79
TIANT, Luis, p.....	1970
TIFFEE, Terry, 3b.....	2004-06
TISCHINSKI, Tom, c.....	1969-71
TOLBERT, Matt, if.....	2008-11
TOLIVER, Fred, p.....	1988-89
<b>TONKIN, Michael, p.....</b>	<b>2013—</b>
TORVE, Kelvin, 1b.....	1988
TOSONI, Rene, of.....	2011
*TOVAR, Cesar, of.....	1965-72
TROMBLEY, Mike, p.....	1992-99, 2002
TSAMIS, George, p.....	1993
TUNNELL, Lee, p.....	1989
*TUTTLE, Bill, of.....	1961-63
TYNER, Jason, of.....	2005-07

<b>U</b>	
*UHLAENDER, Ted, of.....	1965-69
ULLGER, Scott, 1b.....	1983

<b>V</b>	
VALDESPINO, Sandy, of.....	1965-67
VALDIWIELSO, Jose, ss.....	1961
VALENCIA, Danny, if.....	2010-12
VALENTIN, Javier, c.....	1997-99, 2002
*VALO, Elmer, of.....	1961
<b>VARGAS, Kennys, dh-1b.....</b>	<b>2014—</b>
VASQUEZ, Esmerling, p.....	2012
VEGA, Jesus, 1b.....	1979-80, 82
VERHOEVEN, John, p.....	1980-81
*VERSALLES, Zoilo, ss.....	1961-67
*VESELIC, Bob, p.....	1980-81
VIOLA, Frank, p.....	1982-89

PLAYER	SEASONS
<b>W</b>	
WALBECK, Matt, c.....	1994-96
WALDROP, Kyle, p.....	2011-12
WALKER, Todd, 3b.....	1996-00
WALTERS, Charley, p.....	1969
WALTERS, Mike, p.....	1983-84
WALTERS, P.J., p.....	2012-13
WALTON, Danny, of.....	1973, 75
WARD, Gary, of.....	1979-83
*WARD, Jay, 3b.....	1963-64
WARDLE, Curt, p.....	1984-85
WASHINGTON, Ron, ss.....	1981-86
WATKINS, Scott, p.....	1995
WATKINS, Tommy, if.....	2007
WAYNE, Gary, p.....	1989-92
WEBSTER, Lenny, c.....	1989-93
WELLS, Bob, p.....	1999-02
WELLS, Boomer, 1b.....	1982
*WERTZ, Vic, 1b.....	1963
WEST, David, p.....	1989-92
*WHISENANT, Pete, of.....	1961
WHITBY, Bill, p.....	1964
WHITE, Rondell, of.....	2006-07
WHITEHOUSE, Len, p.....	1983-85
WILEY, Mark, p.....	1975
WILFONG, Rob, 2b.....	1977-82
WILLIAMS, Al, p.....	1980-84
*WILLIAMS, Don, p.....	1963
WILLIAMS, Glenn, 3b.....	2005
WILLIAMS, Stan, p.....	1970-71
WILLINGHAM, Josh, of.....	2012-14
WILLIS, Carl, p.....	1991-95
WILSON, Tack, of.....	1983
WINFIELD, Dave, of.....	1993-94
WINN, Jim, p.....	1988
WOLFE, Larry, 3b.....	1977-78
WOODS, Al, of.....	1986
WOODSON, Dick, p.....	1969-70, 72-74
WORLEY, Vance, p.....	2013
WORTHINGTON, Al, p.....	1964-69
WYNEGAR, Butch, c.....	1976-82

<b>Y</b>	
YETT, Richard, p.....	1985, 90
YOUNG, Delmon, of.....	2008-11

<b>Z</b>	
ZAHN, Geoff, p.....	1977-80
ZEPP, Bill, p.....	1969-70
*ZIMMERMAN, Jerry, c.....	1962-68

(\* — deceased.)

**753 Players**

## DID YOU Know?

...that Roy Smalley, Chili Davis and Ryan Doumit are the only three Twins ever to hit home runs from both sides of the plate in the same game. Smalley connected left-handed in the third inning off Boston's Rob Woodward and right-handed in the seventh off Joe Sambito May 30, 1986 in the Metrodome. Davis hit his first right-handed in the sixth inning off Kansas City's Chris Haney and left-handed in the eighth off Steve Shifflett October 2, 1992 at Kauffman Stadium. Doumit hit his first left-handed in the second inning off Kansas City's Jeremy Guthrie and right-handed in the sixth inning off Tim Collins July 22, 2012 at Kauffman Stadium.



# TWINS UNIFORM NUMBERS – 1961–2014

**0**

Junior Ortiz, 1990-91

**1**

Reno Bertoia, 1961  
 Billy Martin, 1961  
 Bernie Allen, 1963-64  
 Billy Martin, 1965-68 (Coach)  
 Billy Martin, 1969 (Manager)  
 Eric Soderholm, 1971-72  
 Rich Reese, 1973  
 Sergio Ferrer, 1974-75  
 Jerry Terrell, 1975-77  
 Larry Wolfe, 1978  
 Jesus Vega, 1980  
 Tim Corcoran, 1981  
 Ray Smith, 1982  
 Houston Jimenez, 1983  
 Alvaro Espinoza, 1984-86  
 John Moses, 1988-90  
 Jarvis Brown, 1991-92  
 Alex Cole, 1994-95  
 Otis Nixon, 1998  
 Jay Canizaro, 2000, 02  
 Jason Kubel, 2004  
 Luis Castillo, 2006-07  
 Orlando Hudson, 2010  
 Tsuyoshi Nishioka, 2011-12  
 Alex Presley, 2013  
 Sam Fuld, 2014  
 Jordan Schafer, 2014

**2**

Zoilo Versalles, 1961-67  
 Frank Kostro, 1968-69  
 Graig Nettles, 1969  
 Frank Crosetti, 1970-71 (Coach)  
 Bobby Darwin, 1972-75  
 John Briggs, 1975  
 Craig Kuskic, 1975  
 Steve Braun, 1976  
 Randy Bass, 1977  
 John Castino, 1979-84  
 Chris Pittaro, 1986-87  
 Wally Backman, 1989  
 Nelson Liriano, 1990  
 Donnie Hill, 1992  
 Pat Meares, 1993-98  
 Luis Rivas, 2000-05  
 Denard Span, 2008-12  
 Brian Dozier, 2013-14

**3**

Harmon Killebrew, 1961-74  
**\*Number retired in honor of Killebrew in 1975\***

**4**

Bob Allison, 1961-70  
 Steve Braun, 1971-75  
 Gene Mauch, 1976-80 (Manager)  
 Mark Funderburk, 1981  
 Jim Eisenreich, 1982-84  
 Chris Speier, 1984  
 Steve Lombardozi, 1985-88  
 Orlando Mercado, 1989  
 Chip Hale, 1990-95  
 Paul Molitor, 1996-98  
 Paul Molitor, 2000-01, 03 (Coach)  
 Augie Ojeda, 2004  
 Paul Molitor, 2014 (Coach)

**5**

Jose Valdivielso, 1961  
 Don Mincher, 1962-66  
 Russ Nixon, 1967  
 Bob Oldis, 1968 (Coach)  
 Leo Cardenas, 1969-70

Danny Thompson, 1970-76  
 Roy Smalley, 1976-82, 85-87  
 Ray Smith, 1983  
 Houston Jimenez, 1984  
 Jim Dwyer, 1988-90  
 Pedro Munoz, 1990-95  
 Roberto Kelly, 1996-97  
 Brent Gates, 1998-99  
 Michael Cuddyer, 2001-11  
 Eduardo Escobar, 2012-14

**6**

Billy Consolo, 1961  
 Ted Lepcio, 1961  
 Jim Snyder, 1962  
 Vic Wertz, 1963  
 Tony Oliva, 1964-75  
 Tony Oliva, 1976 (Player-Coach)  
 Tony Oliva, 1977-78, 85-91 (Coach)  
**\*Number retired in honor of Oliva in 1991\***

**7**

Lenny Green, 1961-64  
 Jimmie Hall, 1964-66  
 Frank Quilici, 1967-70  
 Paul Ray Powell, 1971  
 Jim Nettles, 1971-72  
 Jerry Terrell, 1973-74  
 Danny Walton, 1975  
 Dave McKay, 1975-76  
 Rob Wilfong, 1977-82  
 Larry Milbourne, 1982  
 Boomer Wells, 1982  
 Scott Uliger, 1983  
 Dave Meier, 1984-85  
 Greg Gagne, 1987-92  
 Denny Hocking, 1993-2003  
 Joe Mauer, 2004-14

**8**

Hal Naragon, 1961  
 Johnny Goryl, 1963-64  
 Bernie Allen, 1965  
 Andy Kosco, 1965-66  
 Ron Clark, 1967-69  
 Paul Ratliff, 1970-71  
 Phil Roof, 1971-76  
 Glenn Adams, 1977-81  
 Gary Gaetti, 1982-90  
 David McCarty, 1993-95  
 Ron Coomer, 1996-2000  
 Quinton McCracken, 2001  
 Javier Valentin, 2002  
 Chris Gomez, 2003  
 Nick Punto, 2004-10  
 Jamey Carroll, 2012-13  
 Kurt Suzuki, 2014

**9**

Billy Gardner, 1961  
 Rich Rollins, 1961-68  
 Charlie Manuel, 1969-72  
 Larry Hisle, 1973-77  
 Bombo Rivera, 1978-80  
 Mickey Hatcher, 1981-86  
 Gene Larkin, 1987-93  
 Matt Walbeck, 1995-96  
 Orlando Merced, 1998  
 A. J. Pierzynski, 1998-99  
 Jason Maxwell, 2000-01  
 Steve Liddle, 2002-12 (Coach)  
 Ryan Doumit, 2013  
 Eduardo Nunez, 2014

**10**

Earl Battey, 1961-67  
 John Roseboro, 1968  
 Rick Renick, 1968-72  
 Joe Lis, 1973-74  
 Pat Bourque, 1974  
 Lyman Bostock, 1975-77  
 Hosken Powell, 1978-81  
 Bobby Mitchell, 1982-83  
 Jeff Reed, 1984-86  
 Tom Kelly, 1987-01 (Manager)  
**\*Number retired in honor of Kelly in 2012\***

**11**

Ron Henry, 1961  
 George Banks, 1962-64  
 Frank Kastro, 1964-65  
 Frank Quilici, 1965  
 Bernie Allen, 1966  
 Ted Uhlaender, 1967-69  
 Brant Aleya, 1970-71  
 Steve Brye, 1972-76  
 Terry "Bud" Bulling, 1977  
 Sal Butera, 1980-82  
 Rusty Kuntz, 1983  
 Tim Lefel, 1983-85  
 Al Woods, 1986  
 Tom Nieto, 1987-88  
 Greg Olson, 1989  
 Chuck Knoblauch, 1991-97  
 Jacques Jones, 1999-05  
 Josh Rabe, 2006-07  
 Jason Pridie, 2008-09  
 Ben Revere, 2011-12  
 Clete Thomas, 2013  
 Jason Barlett, 2014  
 Jorge Polanco, 2014

**12**

Bernie Allen, 1962-63  
 Ron Henry, 1964  
 Joe McCabe, 1964  
 Cesar Tovar, 1965-72  
 Danny Walton, 1973  
 Eric Soderholm, 1973-76  
 Rich Chiles, 1977-78  
 Rick Sofield, 1979-81  
 Lenny Faedo, 1982-84  
 Tack Wilson, 1983  
 Mark Salas, 1985-87  
 Brian Harper, 1988-93  
 Matt Merullo, 1995  
 Chip Hale, 1996  
 Todd Walker, 1997-2000  
 Danny Ardoen, 2000  
 Tom Prince, 2001-03  
 Michael Ryan, 2004-05  
 Jason Tyner, 2006-07  
 Adam Everett, 2008  
 Alexi Casilla, 2010-12  
 Chris Herrmann, 2013-14

**13**

Bill Tuttle, 1961-62  
 Rich Reese, 1964-65  
 John Roseboro, 1968-69  
 Dick Woodson, 1972-74  
 Tom Lundstedt, 1975  
 Mike Pagliarulo, 1991-93  
 Todd Walker, 1996  
 Jerry White, 1999-2012 (Coach)  
 Jason Kubel, 2014

**14**

Pedro Ramos, 1961  
 Sam Mele, 1961-67 (Manager)  
 Danny Monzon, 1972-73  
 Glenn Borgmann, 1974-79



# TWINS UNIFORM NUMBERS – 1961-2014

Pete Mackanin, 1980-81  
Kent Hrbek, 1982-94  
**\*Number retired in honor of Hrbek in 1995\***

## 15

Jack Kralick, 1961-63  
Bill Dailey, 1963-64  
Al Worthington, 1964-68  
George Mitterwald, 1969-73  
Randy Hundley, 1974  
Dan Ford, 1975-78  
Ron Jackson, 1979-81  
Tim Laudner, 1981-89  
Lenny Webster, 1991-93  
Ron Coomer, 1995  
Dave Hollins, 1996  
Darrin Jackson, 1997  
Jon Shave, 1998  
Cristian Guzman, 1999-2004  
Brent Abernathy, 2005  
Phil Nevin, 2006  
Glen Perkins, 2008-14

## 16

Bert Cueto, 1961  
Johnny Goryl, 1962  
Joe Nossek, 1964  
Jerry Kindall, 1964-65  
Ted Uhlaender, 1966  
Frank Kostro, 1967  
Ron Perranoski, 1968-71  
Bob Gebhard, 1971-72  
Dan Fife, 1973-74  
Tom Kelly, 1975  
Eddie Bane, 1975  
Butch Wynegar, 1979-82  
Frank Viola, 1982-89  
Bob Kipper, 1992  
Derek Parks, 1992-94  
Dan Masteller, 1995  
Dan Serafini, 1996-98  
Midre Cummings, 1999-2000  
Doug Mientkiewicz, 2001-04  
Glenn Williams, 2005  
Jason Kubel, 2006-11  
Josh Willingham, 2012-14

## 17

Camilo Pascual, 1961-66  
Jim Merritt, 1967  
Joe Grzenda, 1969  
Leo Cardenas, 1970-71  
Dave LaRoche, 1972  
Bill Hands, 1973  
Bill Butler, 1974-75  
Pete Redfern, 1976-82  
Bryan Oelkers, 1983  
Eddie Hodge, 1984  
Dennis Burt, 1985-86  
Les Straker, 1987-88  
Rick Aguilera, 1989  
Fred Manrique, 1990  
Larry Casian, 1991  
Jeff Reboulet, 1992-96  
Greg Swindell, 1997-98  
Dustan Mohr, 2001-03  
Alex Prieto, 2004  
Juan Castro, 2005-06  
Pat Neshek, 2006-10  
Lester Oliveros, 2011-12  
Kendrys Morales, 2014  
Doug Bernier, 2013-14

## 18

Paul Giel, 1961  
Danny McDevitt, 1961  
Dick Stigman, 1962-65  
Rich Reese, 1966  
Jim Olmon, 1967

Tom Hall, 1968  
Dick Woodson, 1969  
Bill Rigney, 1970-72 (Manager)  
Eddie Bane, 1973, 76  
Mike Pazik, 1975  
Mark Wiley, 1975  
Don Carrithers, 1977  
Greg Thayer, 1978  
Paul Hartzell, 1979  
Greg Johnston, 1980  
Ray Smith, 1981  
Terry Felton, 1982  
Ken Schrom, 1983-85  
Alejandro Sanchez, 1986  
Don Baylor, 1987  
Tom Herr, 1988  
Kelvin Torve, 1988  
Shane Rawley, 1989  
Paul Sorrento, 1991  
Darren Reed, 1992  
Eddie Guardado, 1993-2003, 08  
Jason Bartlett, 2004-07  
Matt Macri, 2008  
Luis Ayala, 2009  
Orlando Cabrera, 2009  
Jason Repko, 2010-11  
Ryan Doumit, 2012  
Bobby Cuellar, 2013-14 (Coach)

## 19

Jim Donohue, 1962  
Bill "Shorty" Pleis, 1962-66  
Jim Roland, 1967-68  
Al Worthington, 1969  
Herman Hill, 1970  
Sal Campisi, 1971  
Jim Strickland, 1971-73  
Tom Burgmeier, 1974-77  
Roger Erickson, 1978-82  
John Pacella, 1982  
Rick Lysander, 1983-85  
Larry Pashnick, 1984  
Roy Smith, 1986  
Randy Niemann, 1987  
Mark Portugal, 1988  
Larry Casian, 1990  
Scott Erickson, 1991-95  
Greg Hansell, 1996  
Bob Tewksbury, 1997  
Mike Lincoln, 1999-00  
Grant Balfour, 2001, 03-04  
Mike Trombley, 2002  
Mike Smith, 2006  
Sidney Ponson, 2007  
Howie Clark, 2008  
Justin Huber, 2009  
Danny Valencia, 2010-11  
Darin Mastroianni, 2012-14  
Kennys Vargas, 2014

## 20

Don Lee, 1961-62  
Frank Sullivan, 1962-63  
Lee Stange, 1963-64  
Bill Bethea, 1964  
John Sevcik, 1965  
Russ Nixon, 1966-67  
Rich Reese, 1967-72  
Ken Sanders, 1973  
Vic Albury, 1973-76  
Gary Serum, 1977-79  
Bob Veselic, 1980  
Dave Engle, 1981-85  
Billy Beane, 1986-87  
Mike Mason, 1988  
John Christensen, 1988  
Vic Rodriguez, 1989  
Jack Savage, 1990  
Pat Mahomes, 1992-96  
Travis Miller, 1997-2002  
Jose Rodriguez, 2002  
Lew Ford, 2003-07

Matt Tolbert, 2008-11  
Brian Dozier, 2012  
Josh Roenicke, 2013  
Chris Colabello, 2014

## 21

Ray Moore, 1961-63  
Garland "Duck" Shifflett, 1964  
Bill Fischer, 1964  
Gary Dotter, 1964  
Bernie Allen, 1966  
Walter Bond, 1967  
Hank Izquierdo, 1967  
Bob Miller, 1968  
Tom Hall, 1969-71  
Wayne Granger, 1972  
Joe Decker, 1973-76  
Tom Johnson, 1976-78  
Jeff Holly, 1979  
Terry Felton, 1979  
Len Faedo, 1980-81  
Greg Johnston, 1981  
Jesus Vega, 1982  
Jim Lewis, 1983  
Keith Comstock, 1984  
Andre David, 1984, 86  
George Frazier, 1987  
Doug Baker, 1988-90  
Mike Trombley, 1992-99  
Eric Milton, 2000-03  
Henry Blanco, 2004  
Bret Boone, 2005  
Jason Tyner, 2005  
Ruben Sierra, 2006  
Matt Garza, 2006-07  
Delmon Young, 2008-11  
Jason Marquis, 2012  
Samuel Deduno, 2012-14

## 22

Dan Dobbek, 1961  
Jerry Zimmerman, 1962-68  
Jerry Zimmerman, 1967 (Player-Coach)  
Tom Tischniski, 1969-71  
Tom Norton, 1972  
Craig Kusick, 1974-79  
John Briggs, 1975  
John Verhoeven, 1980-81  
Randy Johnson, 1982  
Len Whitehouse, 1983-85  
Keith Atherton, 1986-88  
Carmelo Castillo, 1989-91  
Bill Krueger, 1992  
George Tsamis, 1993  
Carlos Pulido, 1994  
Brad Radke, 1996-2006  
Carlos Gomez, 2008-09  
Danny Valencia, 2012  
Matt Carson, 2012  
Wilkin Ramirez, 2013

## 23

Jim Lemon, 1961-63  
Dave Boswell, 1965-70  
Ray Corbin, 1971-75  
Steve Luebber, 1976  
Paul Thormodsgard, 1977-79  
Doug Corbett, 1980-82  
Pete Filson, 1982-86  
Roy Lee Jackson, 1986  
Roy Smith, 1987-90  
Willie Banks, 1991-93  
Matt Walbeck, 1994  
Greg Harris, 1995  
Tom Quinlan, 1996  
Todd Ritchie, 1997  
Benj Sampson, 1999  
Bobby Kielty, 2001-03  
Shannon Stewart, 2003-06  
Matthew LeCroy, 2007  
Brendan Harris, 2008-10



# TWINS UNIFORM NUMBERS – 1961–2014

Rene Tosoni, 2011  
Chris Herrmann, 2012  
Tom Brunansky, 2013-14 (Coach)

## 24

Pete Whisenant, 1961  
Ed Palmquist, 1961  
Paul Ratliff, 1963  
Joe Nossek, 1965-66  
Ron Clark, 1966  
Andy Kosco, 1967  
Jackie Hernandez, 1967-68  
Darrell Brandon, 1969  
Steve Barber, 1970-71  
Pete Hamm, 1971  
George Thomas, 1971  
Glenn Borgmann, 1972  
Bill Campbell, 1973-76  
Willie Norwood, 1977-80  
Chuck Baker, 1981  
Tom Brunansky, 1982-88  
Shane Mack, 1990-94  
Kevin Maas, 1995  
Riccardo Ingram, 1995  
Greg Myers, 1996-97  
Travis Baptist, 1998  
Matthew LeCroy, 2000-05  
Rondell White, 2006-07  
Mike Lamb, 2008  
Joe Crede, 2009  
Trevor Plouffe, 2010-14

## 25

Lamar Jacobs, 1961  
Jim Roland, 1964  
John Sevcik, 1965  
Dwight Siebler, 1965-67  
Pat Kelly, 1967-68  
Bruce Look, 1968  
Bill Zepp, 1969-70  
Rick Dempsey, 1971-72  
Mike Adams, 1972-73  
Luis Gomez, 1974-77  
Danny Goodwin, 1979-81  
Randy Bush, 1982-93  
Rich Becker, 1993-97  
Alex Ochoa, 1998  
Doug Mientkiewicz, 1999-2000  
Joe Mays, 2001-03, 05  
Alexi Casilla, 2006-09  
Jim Thome, 2010-11  
Erik Komatsu, 2012  
Pedro Florimon, 2012-14

## 26

Jay Ward, 1963  
Bud Bloomfield, 1964  
Jerry Fosnow, 1964-65  
Jim Merritt, 1965-68  
Mel Nelson, 1967  
Jim Holt, 1970-74  
Mike Poepping, 1975  
Mike Pazik, 1976  
Mike Cabbage, 1976-80  
Kent Hrbek, 1981  
Darrell Brown, 1983-84  
Frank Eufemia, 1985  
Al Newman, 1987-91  
J. T. Bruett, 1992-93  
Brian Raabe, 1995-96  
Kevin Jarvis, 1997  
Javier Valentin, 1997-99  
A. J. Pierzynski, 2000-03  
Pat Borders, 2004  
Boof Bonser, 2006-09  
Jose Morales, 2010  
Brian Dinkelman, 2011  
Eric Fryer, 2014

## 27

Chuck Stobbs, 1961  
Gary Dotter, 1963  
Ruben Gomez, 1962  
Mike Forniels, 1963  
Johnny Klippstein, 1965-66  
Ron Kline, 1967  
Danny Morris, 1968-69  
Charley Walters, 1969  
Jerry Crider, 1969  
Minnie Mendoza, 1970  
Bucky Guth, 1972  
Glenn Borgmann, 1973  
Dave Johnson, 1977-78  
Mike Bacsik, 1979-80  
Al Williams, 1980  
Brad Havens, 1981-83  
Mark Brown, 1985  
Mark Davidson, 1986-88  
Lee Tunnell, 1989  
Terry Jorgensen, 1992-93  
Mike Durant, 1996  
David Ortiz, 1997-2002  
Justin Morneau, 2003-05  
Willie Eyre, 2006  
Jeff Cirillo, 2007  
Matt Macri, 2008  
J.J. Hardy, 2010  
Steve Holm, 2011  
Chris Parmelee, 2012-14

## 28

Don Mincher, 1961  
Pedro Ramos, 1961  
Vic Power, 1962-64  
Sandy Valdespino, 1965-67  
Graig Nettles, 1968  
Bert Blyleven, 1970-76, 85-88  
Jim Shellenback, 1977  
Mac Scarce, 1978  
Mike Marshall, 1978-80  
Al Williams, 1980-84  
Chris Latham, 1998-99  
Marcus Jensen, 2000  
Jack Cressend, 2001-02  
Jesse Crain, 2004-10

**\*Number retired in honor of Blyleven in 2011\***

## 29

Julio Becquer, 1961  
Fred Lasher, 1963  
Wally Post, 1963  
Chuck Nieson, 1964  
Mel Nelson, 1965  
George Mitterwald, 1966  
Rod Carew, 1967-78

**\*Number retired in honor of Carew in 1987\***

## 30

Jimmie Hall, 1963-64  
Jay Ward, 1964  
Garry Roggenburk, 1965-66  
Jim Ollom, 1966  
Carroll Hardy, 1967  
Hal Haydel, 1970-71  
Dave Goltz, 1972-79  
Fernando Arroyo, 1980-82  
Paul Boris, 1982  
Mike Walters, 1983-84  
Steve Howe, 1985  
Juan Agosto, 1986  
Jeff Bittiger, 1987  
Francisco Oliveras, 1989  
Terry Leach, 1990-91  
Gregg Olson, 1997  
Mike Morgan, 1998  
Brian Buchanan, 2000-02

James Baldwin, 2003  
Jose Offerman, 2004  
Scott Baker, 2005-12  
Kevin Correia, 2013-14

## 31

Bill Dailey, 1963  
Jim Perry, 1963-72  
Jim Hughes, 1974-77  
Darrell Jackson, 1978-82  
Ken Brett, 1979  
Mike Hart, 1984  
Greg Gagne, 1984-86  
Dan Schatzeder, 1987  
Fred Toliver, 1988-89  
Scott Leius, 1990-95  
Dan Naulty, 1996-98  
Chad Allen, 1999-01  
Rick Reed, 2001-03  
J. D. Durbin, 2004  
Darnell McDonald, 2007  
Juan Morillo, 2009  
Alex Burnett, 2010-12  
Oswaldo Arcia, 2013-14

## 32

Elmer Valo, 1961  
Garry Roggenburk, 1963  
Jim Roland, 1966  
Dean Chance, 1967-69  
Dick Woodson, 1970  
Steve Luebber, 1971-72  
Tom Johnson, 1975  
Bobby Randall, 1976-80  
Gary Ward, 1980-83  
John Butcher, 1984-86  
Neal Heaton, 1986  
Dan Gladden, 1987-91  
Dave Winfield, 1993-94  
LaTroy Hawkins, 1995-2003  
Terry Trifee, 2004-06  
Brian Buscher, 2007-09  
Ron Mahay, 2010  
Rene Rivera, 2011  
Aaron Hicks, 2013-14

## 33

Joe Bonikowski, 1962  
Jackie Collum, 1962  
Ruben Gomez, 1962  
Fred Lasher, 1963  
Jim "Mudcat" Grant, 1964-67  
Luis Tiant, 1970  
Pete Hamm, 1971  
Mike Pazik, 1977  
Mike Marshall, 1978  
Dave Edwards, 1978-80  
Jack O'Connor, 1981-84  
Mike Stenhouse, 1985  
Frank Pastore, 1986  
Sal Butera, 1987  
Tom Herr, 1988  
Mike Cook, 1989  
Bernardo Brito, 1992-93, 95  
Frank Rodriguez, 1995-98  
J. C. Romero, 1999-2005  
Justin Morneau, 2006-13

## 34

Jim Roland, 1963  
Dwight Siebler, 1964  
Ron Clark, 1966  
Ted Uhlaender, 1966  
Pete Hamm, 1970  
Jim Nettles, 1970  
Ron Schueler, 1977  
Jose M. Morales, 1978-80  
Don Cooper, 1981-82  
Kirby Puckett, 1984-95  
**\*Number retired in honor of Puckett in 1997\***



# TWINS UNIFORM NUMBERS – 1961-2014

## 35

Ted Sadowski, 1961  
Joe Altobelli, 1961  
Gerry Arrigo, 1963-64  
Pete Cimino, 1966  
Ron Keller, 1966  
Graig Nettles, 1967  
Stan Williams, 1970-71  
Bob Gorinski, 1977  
Gary Ward, 1979  
Mike Kinnunen, 1980  
Bob Veselic, 1981  
Jay Pettibone, 1983  
Pat Putnam, 1984  
Tom Klawitter, 1985  
Bill Latham, 1986  
Ron Candelaria, 1990  
Ron Gardenhire, 1991-2014 (Coach/Mgr)

## 36

Jim Kaat, 1961-73  
Jeff Holly, 1977-78  
Jerry Koonsman, 1979-81  
Jeff Little, 1982  
Curt Wardle, 1984-85  
Mark Portugal, 1985-87  
Joe Niekro, 1987-88  
Steve Shields, 1989  
Kevin Tapani, 1989-95  
Terry Steinbach, 1997-99  
Rick Reed, 2001  
Warren Morris, 2002  
Joe Nathan, 2004-11  
Clete Thomas, 2012  
Terry Steinbach, 2013-14 (Coach)

## 37

Tony Oliva, 1962-63  
Steve Brye, 1970-71  
Bill Butler, 1977  
Roric Harrison, 1978  
Dan Graham, 1979  
Jesus Vega, 1979  
Terry Felton, 1980-81  
Bobby Castillo, 1982-84  
Rich Yett, 1985  
Ray Fontenot, 1986  
Dan Schatzeder, 1988  
Paul Abbott, 1990-92  
Scott Stahoviak, 1993, 95-98  
Adam Johnson, 2001  
Kenny Rogers, 2003  
Dennys Reyes, 2006-08  
Ron Mahay, 2009  
Ben Revere, 2010  
Jim Hoey, 2011  
Sean Burroughs, 2012  
Mike Pelfrey, 2013-14

## 38

Fred Bruckbauer, 1961  
Marty Martinez, 1962  
Tony Oliva, 1964  
Ron Keller, 1969  
Rick Dempsey, 1970  
Geoff Zahn, 1977-80  
Ron Washington, 1981-86  
Steve Carlton, 1987-88  
Karl Best, 1988  
Randy St. Claire, 1989  
Rick Aguilara, 1990-99  
Sean Bergman, 2000  
Casey Blake, 2000-02  
Adam Johnson, 2003  
Aaron Fultz, 2004  
Luis Rodriguez, 2005-07  
Philip Humber, 2008-09  
Luke Hughes, 2010-12  
Cole De Vries, 2012-13  
Logan Darnell, 2014

## 39

Lee Stange, 1961-63  
Jim Nettles, 1970  
Stan Perzanowski, 1978  
Brad Havens, 1981  
Gary Gaetti, 1981  
Ron Davis, 1982-86  
George Frazier, 1986  
Dwight Lowry, 1988  
Mike Dyer, 1989  
David West, 1991-92  
Steve Dunn, 1994-95  
Damian Miller, 1997  
Bob Tewksbury, 1998  
Chad Moeller, 2000  
Juan Rincon, 2001-08  
R.A. Dickey, 2009  
Anthony Slama, 2010-11  
P.J. Walters, 2012-13  
Danny Santana, 2014

## 40

Ed Palmquist, 1961  
Bill "Shorty" Pleis, 1961  
Cotton Nash, 1970  
Joe Nossek, 1976 (Coach)  
Sam Perlozzo, 1977  
John Sutton, 1978  
Kevin Stanfield, 1979  
Jack Hobbs, 1981  
Juan Berenguer, 1987-90  
Steve Bedrosian, 1991  
Marty Cordova, 1995-99  
John Barnes, 2000-01  
Rick Anderson, 2002-14 (Coach)

## 41

Gary Dotter, 1961  
John Secvik, 1965  
Eddie Lyons, 1976 (Coach)  
Karl Kuehl, 1977-82 (Coach)  
Tom Kelly, 1983-86 (Coach)  
Tom Kelly, 1986 (Manager)  
Jeff Reardon, 1987-89  
Richard Garces, 1990, 93  
Rich Yett, 1990  
Dave Stevens, 1994-97  
Eric Milton, 1998-99  
Michael Restovich, 2002-04  
Chris Heintz, 2005-07  
Bobby Korecky, 2008  
Drew Butera, 2010-13  
Scott Ullger, 2014 (Coach)

## 42

Gerry Arrigo, 1961  
Jim Manning, 1962  
Buzz Stephen, 1968  
Ralph Rowe, 1972-75 (Coach)  
Don McMahon, 1976-77 (Coach)  
Camilo Pascual, 1978-80 (Coach)  
Billy Gardner, 1981 (Coach)  
Billy Gardner, 1981-85 (Manager)  
Dick Such, 1985-97 (Coach)  
Butch Huskey, 2000  
Mike Jackson, 2002

\*Number retired throughout baseball in honor of Jackie Robinson in 1997\*

## 43

Al Schroll, 1961  
Don Williams, 1963  
Cal Ermer, 1967-68 (Manager)  
Art Fowler, 1969 (Coach)  
Frank Quilici, 1971-72 (Coach)  
Frank Quilici, 1972-75 (Manager)  
Jerry Zimmerman, 1976-80 (Coach)  
Rick Stelmazek, 1981-2012 (Coach)  
Josmil Pinto, 2013-14

## 44

Jim Roland, 1962, 64  
Vern Morgan, 1969-75 (Coach)  
Ken Landreaux, 1979-80  
Mickey Hatcher, 1981  
Jim Lemon, 1981-84 (Coach)  
Ray Miller, 1985-86 (Manager)  
Rick Renick, 1987-90 (Coach)  
Chili Davis, 1991-92  
Jim Deshaies, 1993-94  
Jerald Clark, 1995  
Dick Such, 1997-2001 (Coach)  
David Lamb, 2002  
Rob Bowen, 2003-04  
Ramon Ortiz, 2007  
Ryan Jorgenson, 2008  
Bobby Keppel, 2009  
Randy Flores, 2010  
Chuck James, 2011  
Matt Maloney, 2012  
Kyle Gibson, 2013-14

## 45

Ted Sadowski, 1962  
Jim Holt, 1968  
Johnny Goryl, 1969, 79-80 (Coach)  
Bob Rodgers, 1970-74 (Coach)  
Lee Stange, 1975 (Coach)  
Johnny Goryl, 1979-80 (Coach)  
Johnny Goryl, 1980-81 (Manager)  
Jim Shellenback, 1983 (Coach)  
Wayne Terwilliger, 1986-94  
Terry Mulholland, 2004-05  
Scott Ullger, 1995-2004, 06-13 (Coach)  
Phil Hughes, 2014

## 46

Gerry Arrigo, 1962  
George Case, 1968 (Coach)  
Charlie Silvera, 1969 (Coach)  
Marv Grissom, 1970-71 (Coach)  
Al Worthington, 1972-73 (Coach)  
Johnny Podres, 1981-85 (Coach)  
Joe Klink, 1987  
German Gonzalez, 1988-89  
Scott Erickson, 1990  
Terry Crowley, 1991-98 (Coach)  
Bob Wells, 1999-2002  
Alex Prieto, 2003  
Terry Mulholland, 2004  
Scott Ullger, 2004-05 (Coach)  
Joe Vavra, 2006-14 (Coach)

## 47

Georges Maranda, 1962  
Sandy Valdespino, 1965  
Early Wynn, 1967-69 (Coach)  
Sherry Robertson, 1970 (Coach)  
Gary Wayne, 1989-90, 92  
Jack Morris, 1991  
Bret Merriman, 1993-94  
Rich Robertson, 1995-97  
Corey Koskie, 1998-2004  
Francisco Liriano, 2005-12  
Ricky Nolasco, 2014

## 48

Joe McCabe, 1964  
Johnny Goryl, 1968 (Coach)  
Bill Singer, 1976  
Mike Smithson, 1984-87  
Cal Ermer, 1988  
Jerry White, 1989, 95 (Coach)  
Gary Wayne, 1991  
Larry Casian, 1992-94  
Torii Hunter, 1997-07  
Carl Pavano, 2009-12  
Lester Oliveros, 2014



# TWINS UNIFORM NUMBERS – 1961–2014

## 49

Bud Bloomfield, 1964  
Bob Miller, 1968–69  
Bill Hands, 1974  
Allan Anderson, 1986–91  
Luis Quinones, 1992  
Mike Hartley, 1993  
Dan Perkins, 1999  
Kyle Lohse, 2001–06  
Jason Miller, 2007  
Craig Breslow, 2008–09  
Jeff Manship, 2009–12  
Vance Worley, 2013  
Tommy Milone, 2014

## 50

David West, 1989–90  
Matt Lawton, 1995–2001  
Kevin Frederick, 2002  
Jesse Orosco, 2003  
Joe Beimel, 2004  
Garrett Jones, 2007  
Jose Mijares, 2008–11  
Casey Fien, 2012–14

## 51

Cookie Lavagetto, 1961 (Manager)  
George Strickland, 1962 (Coach)  
Hal Naragon, 1963–66 (Coach)  
Dave Engle, 1981  
Greg Booker, 1989  
Carl Willis, 1991–95  
Scott Watkins, 1995  
Mike Milchin, 1996  
Brent Brede, 1996–97  
Doug Mientkiewicz, 1998  
Rob Radosky, 1999  
Matt Kinney, 2000, 02  
Carlos Pulido, 2003–04  
Corky Miller, 2005  
Julio DePaula, 2007  
Brian Fuentes, 2010  
Anthony Swarzak, 2009, 11–14

## 52

Ed Lopat, 1961 (Coach)  
Ed FitzGerald, 1962–64 (Coach)  
Jim Lemon, 1965–67 (Coach)  
Lenny Webster, 1989–90  
Mauro Gozzo, 1992  
Derek Lee, 1993  
Kevin Campbell, 1994–95  
Scott Klinglebeck, 1995–96  
Shane Bowers, 1997  
Danny Mota, 2000  
Tony Fiore, 2001–03  
Carlos Silva, 2004–07  
Brian Duensing, 2009–14

## 53

Floyd Baker, 1961–64 (Coach)  
Johnny Sain, 1965–66 (Coach)  
Charlie Lea, 1989  
Mark Guthrie, 1989–95  
Benj Sampson, 1998  
Joe Mays, 1999–2000  
Mike Duvall, 2001–02  
Nick Blackburn, 2007–12  
Gene Glynn, 2013 (Coach)  
Kris Johnson, 2014

## 54

Sam Mele, 1961 (Coach)  
Gordon Maltzberger, 1962–64 (Coach)  
Tim Drummond, 1989–90  
Keith Garagozzo, 1994  
Mo Sanford, 1995

Jason Ryan, 1999–2000  
Mike Ryan, 2002–03  
Phil Dumatrait, 2011  
Eric Fryer, 2013  
Matt Guerrier, 2004–10, 14

## 55

Clyde McCullough, 1961 (Coach)  
Danny Thompson, 1970  
Paul Sorrento, 1989–90  
Oscar Munoz, 1995  
Mark Redman, 1999–2001  
Mike Fettes, 2003  
Mike Redmond, 2005–09  
Clay Condrey, 2010  
Matt Capps, 2010–12  
Chris Colabello, 2013

## 56

Terry Jorgensen, 1989  
Jose Parra, 1995–96  
Cleatus Davidson, 1999  
Brad Thomas, 2001, 03–04  
Travis Bowyer, 2005  
Carmen Cali, 2007  
Randy Ruiz, 2008  
Rob Delaney, 2010  
Dusty Hughes, 2011  
Caleb Thielbar, 2013–14

## 57

Tippy Martinez, 1988  
John Smiley, 1992  
Greg Brummett, 1993  
Vince Horsman, 1995  
Scott Aldred, 1996–97  
Gary Rath, 1999  
Johan Santana, 2000–07  
Kyle Waldrop, 2011–12  
Ryan Pressly, 2013–14

## 58

Bill Whitby, 1964  
Chip Hale, 1989  
Denny Neagle, 1991  
Erik Schullstrom, 1994–95  
Hector Carrasco, 2000–2001  
Todd Sears, 2002–03  
Seth Greisinger, 2004  
Jose Morales, 2007, 09  
Clay Condrey, 2010  
Scott Diamond, 2011–13  
A.J. Achter, 2014

## 59

Tom Edens, 1991–92  
Mike Maksudian, 1993  
Brad Radke, 1995  
Erik Bennett, 1996  
Travis Miller, 1996  
Chris Latham, 1997  
Jack Cressend, 2000–01  
Todd Jones, 2001  
Micheal Nakamura, 2003  
Dave Gassner, 2005  
Kevin Slowey, 2007–11  
Esmerling Vasquez, 2012  
Michael Tonkin, 2013–14

## 60

Glen Perkins, 2006–07  
Brian Bass, 2008  
Sean Henn, 2009  
Jon Rauch, 2009–10  
Jeff Gray, 2012  
Pedro Hernandez, 2013

## 61

Tommy Watkins, 2007  
Livan Hernandez, 2008  
Kevin Mulvey, 2009  
Matt Fox, 2010  
Eric Hacker, 2011  
Jared Burton, 2012–14

## 62

Al Newman, 2002–05 (Coach)  
Joel Lepel, 2006 (Coach)  
Liam Hendriks, 2011–13

## 63

Armando Gabino, 2009  
Joe Benson, 2011  
Andrew Albers, 2013  
Yohan Pino, 2014

## 64

Bill Springman, 2000 (Coach)  
Chris Parmelee, 2011  
Tyler Robertson, 2013  
Shairon Martis, 2013  
Aaron Thompson, 2014

## 65

Nelson Prada, 2011 (Coach)  
Trevor May, 2014

## 66

Steve Liddle, 1999 (Coach)

## 67

Rick Knapp, 1999, 2006 (Coach)  
Luis Perdomo, 2012  
Gene Glynn, 2014 (Coach)

## 68

Phil Roof, 2000, 11 (Coach)  
Tom Nieto, 2009 (Coach)  
Tom Doherty, 2014 (Coach)

## 69

Stan Clijburn, 2007 (Coach)

## 70

Stu Clijburn, 2005 (Coach)

## 71

Joe Roa, 2004

## 72

Pat Neshek, 2006

## 77

Tony Batista, 2006

## 78

Bobby Cuellar, 2003–04 (Coach)

## 81

Riccardo Ingram, 2008 (Coach)

## 89

Gene Glynn, 2012 (Coach)



# TWINS TRADES – 1961-2014

NO.	DATE	CLUB	RECEIVED	POS.	TRADED	POS.
1	6-1-61	Kansas City	Bill Tuttle	of	Reno Bertoia	3b
2	6-1-61	Milwaukee	Billy Martin	2b	Paul Giel	p
3	6-14-61	New York-AL	Danny McDevitt	p	Billy Conso	ss
4	1-30-62	Cincinnati	Jerry Zimmerman	c	Billy Gardner	2b
5	4-2-62	Cleveland	Vic Power	1b	Dan Dobbek	of
			Dick Stigman	p	Pedro Ramos	p
6	5-29-62	Los Angeles-AL	Jim Donohue	p	Don Lee	p
7	8-20-62	Cleveland	Ruben Gomez	p	Jackie Collum	p
					Georges Maranda	p
8	5-2-63	Cleveland	Jim Perry	p	Jack Kralick	p
9	6-11-64	Los Angeles-AL	Frank Kostro	of	Lenny Green	of
					Vic Power	1b
10	6-15-64	Cleveland	Jim Grant	p	George Banks	3b
					Lee Stange	p
11	10-15-64	Washington	Ken Retzer	c	Joe McCabe	c
12	12-4-64	Cincinnati	Cesar Tovar	of	Gerry Arrigo	p
13	4-6-66	Boston	Russ Nixon	c	Jose Calero	1b
			Chuck Schilling	2b	Dick Stigman	p
14	12-2-66	California	Dean Chance	p	Pete Cimino	p
			Jackie Hernandez	ss	Jimmie Hall	of
					Don Mincher	1b
15	12-3-66	Washington	Ron Kline	p	Bernie Allen	2b
					Camilo Pascual	p
16	11-28-67	Los Angeles-NL	Bob Miller	p	Jim Grant	p
			Ron Perranoski	p	Zoilo Versalles	ss
			John Roseboro	c		
17	12-2-67	Pittsburgh	Bob Oliver	1b	Ron Kline	p
18	11-21-68	Cincinnati	Leo Cardenas	ss	Jim Merritt	p
19	7-4-69	Chicago-AL	Cotton Nash	1b	Jerry Crider	p
20	7-8-69	Seattle	Darrell Brandon	p	Ron Clark	3b
21	12-12-69	Cleveland	Luis Tiant	p	Dean Chance	p
			Stan Williams	p	Bob Miller	p
					Graig Nettles	3b
					Ted Uhlaender	of
22	3-21-70	Washington	Brant Aleya	of	Joe Grzenda	p
					Charley Walters	p
23	10-20-70	St. Louis	Sal Campisi	p	Herman Hill	of
			Jim Kennedy	ss	Bob Wissler	of
24	3-29-71	Detroit	Mike Adams	of	Bill Zepp	p
			Art Clifford	p		
25	7-8-71	Milwaukee	Phil Roof	c	Paul Ratliff	c
26	9-1-71	St. Louis	Dan Ford	p	Stan Williams	p
			Fred Rico	of		
27	10-22-71	Los Angeles-NL	Bob Darwin	of	Paul Powell	of
28	11-30-71	California	Dave LaRoche	p	Leo Cardenas	ss
29	12-3-71	Cincinnati	Wayne Granger	p	Tom Hall	p
30	4-7-72	Cincinnati	Greg Garrett	p	Pete Hamm	p
31	10-31-72	New York-AL	Dan Walton	of	Rick Dempsey	c
32	11-29-72	St. Louis	John Cumberland	p	Wayne Granger	p
			Larry Hisle	of		
33	11-30-72	Philadelphia	Joe Lis	1b	Cesar Tovar	of
			Ken Reynolds	p		
			Ken Sanders	p		
34	11-30-72	Chicago-NL	Joe Decker	p	Dave LaRoche	p
			Bill Hands	p		
			Bob Maneely	p		
35	3-27-73	Detroit	Danny Fife	p	Jim Perry	p
36	3-28-73	Milwaukee	Mike Ferraro	3b	Ken Reynolds	p
37	10-27-73	Kansas City	Tom Burgmeier	p	Ken Gill	p
38	10-27-73	Los Angeles-NL	Jim Farrey	of	Charlie Manuel	of
39	12-6-73	Chicago-NL	Randy Hundley	c	George Mitterwald	c
40	5-4-74	New York-AL	Mike Pazik	p	Dick Woodson	p
41	8-19-74	Oakland	Pat Bourque	1b	Jim Holt	1b
42	10-23-74	Oakland	Dan Ford	of	Pat Bourque	1b
			Dennis Myers	p		
43	6-14-75	Milwaukee	John Briggs	of	Bob Darwin	of
44	10-24-75	Philadelphia	Larry Cox	c	Sergio Ferrer	ss
45	12-23-75	Los Angeles-NL	Bob Randall	2b	Danny Walton	of
46	6-1-76	Texas	Mike Cubbage	3b	Bert Blyleven	p
			Jim Gideon	p	Danny Thompson	ss
			Bill Singer	p		
			Roy Smalley	ss		
47	12-4-78	California	Danny Goodwin	c	Dan Ford	of
			Ron Jackson	1b		



# TWINS TRADES – 1961–2014

NO.	DATE	CLUB	RECEIVED	POS.	TRADED	POS.
48	12-8-78	New York-NL	Jerry Koosman	p	Greg Field	p
49	2-3-79	California	Dave Engle	c	Jesse Orosco	p
			Paul Hartzell	p	Rod Carew	1b
			Brad Havens	p		
50	2-12-79	Boston	Ken Landreaux	of	Larry Wolfe	3b
51	4-2-79	Chicago-AL	Dave Coleman	of	John Sutton	p
52	12-6-79	Philadelphia	John Verhoeven	p	Paul Thormodsgard	p
53	12-6-79	Baltimore	Pete Mackanin	2b	Dan Graham	3b
54	12-8-80	San Diego	Tom Chism	1b	Dave Edwards	of
55	12-12-80	Seattle	Chuck Baker	ss	Willie Norwood	of
56	3-30-81	Los Angeles-NL	Byron McLaughlin	p	Ken Landreaux	of
			Mickey Hatcher	of		
			Matt Reeves	p		
			Kelly Snider	1b		
57	8-22-81	Detroit	Tim Corcoran	1b	Ron Jackson	1b
58	8-30-81	Chicago-AL	Randy Johnson	of	Jerry Koosman	p
			Ivan Mesa	ss		
			Kevin Flannery	p		
59	12-28-81	Toronto	Boomer Wells	1b	Hosken Powell	of
60	1-7-82	Los Angeles-NL	Bobby Castillo	p	Scotti Madison	c
			Bobby Mitchell	of	Paul Voigt	p
61	4-10-82	New York-AL	Paul Boris	p	Gary Serum	p
			Ron Davis	p	Roy Smalley	ss
			Greg Gagne	ss		
62	5-11-82	California	Tom Brunansky	of	Doug Corbett	p
			Mike Walters	p	Rob Wilfong	2b
63	5-12-82	New York-AL	Pete Filson	p	Roger Erickson	p
			Larry Milbourne	2b	Butch Wynegar	c
			John Pacella	p		
64	7-2-82	Cleveland	Larry Littleton	of	Larry Milbourne	2b
65	11-1-82	Texas	Len Whitehouse	p	John Pacella	p
66	12-10-82	Toronto	Dave Baker	3b	Don Cooper	p
67	1-7-83	Houston	Rick Lysander	p	Bob Veselic	p
68	3-25-83	Detroit	Stine Poole	c	Sal Butera	c
69	3-28-83	Los Angeles-NL	Tack Wilson	of	Ivan Mesa	ss
70	6-21-83	Chicago-AL	Rusty Kuntz	of	Mike Sodders	3b
71	12-5-83	Detroit	Larry Pashnick	p	Rusty Kuntz	of
72	12-7-83	Texas	John Butcher	p	Gary Ward	of
			Mike Smithson	p		
			Sam Sorce	c		
73	8-19-84	St. Louis	Chris Speier	ss	Jay Pettibone	p
74	8-29-84	Seattle	Pat Putnam	1b	Carson Carroll	2b
75	12-7-84	San Diego	Floyd Chiffer	p	Ray Smith	c
76	1-9-85	Montreal	Mike Stenhouse	of	Jack O'Connor	p
77	2-19-85	Chicago-AL	Roy Smalley	ss	Randy Johnson	1b
					Ron Scheer	of
78	3-27-85	Baltimore	Mark Brown	p	Brad Havens	p
79	8-1-85	Cleveland	Bert Blyleven	p	Jay Bell	ss
					Curt Wardle	p
					Jim Weaver	of
					Richard Yett	p
80	12-12-85	Boston	Charlie Mitchell	p	Mike Stenhouse	of
81	1-7-86	Cleveland	Ramon Romero	p	Bryan Oelkers	p
			Roy Smith	p	Ken Schrom	p
82	1-16-86	Detroit	Chris Pittaro	2b	Dave Engle	c
			Alex Sanchez	of		
83	1-16-86	New York-NL	Billy Beane	of	Pat Crosby	of
			Joe Klink	p	Tim Teufel	2b
			Bill Latham	p		
84	4-30-86	Chicago-AL	Juan Agosto	p	Pete Filson	p
			Kurt Walker	p		
85	5-20-86	Oakland	Keith Atherton	p	Eric Broersma	p
86	6-20-86	Cleveland	Neal Heaton	p	John Butcher	p
			Kevin Trudeau	p		
87	8-13-86	Chicago-NL	Ray Fontenot	p	Dewayne Coleman	p
			George Frazier	p	Ron Davis	p
			Julius McDougal	ss		
88	2-3-87	Montreal	Tom Nieto	c	Al Cardwood	p
			Jeff Reardon	p	Neal Heaton	p
					Yorkis Perez	p
					Jeff Reed	c
89	2-20-87	Montreal	Al Newman	2b	Mike Shade	p
90	3-31-87	San Francisco	David Blakley	p	Jose Dominguez	p
			Dan Gladden	of	Bryan Hickerson	p
					Ray Velasquez	p



# TWINS TRADES – 1961–2014

NO.	DATE	CLUB	RECEIVED	POS.	TRADED	POS.
91	6-6-87	New York-AL	Joe Niekro	p	Mark Salas	c
92	6-23-87	Philadelphia	Dan Schatzeder	p	Danny Clay	p
					Tom Schwarz	3b
93	7-31-87	Cleveland	Steve Carlton	p	Jeff Perry	p
94	8-31-87	Boston	Don Baylor	of	Enrique Rios	p
95	2-5-88	Philadelphia	Fred Toliver	p	Chris Calvert	c
96	2-24-88	Detroit	Doug Baker	ss	Julius McDougal	ss
97	3-24-88	Detroit	Balvino Galvez	p	Billy Beane	of
98	4-22-88	St. Louis	Tom Herr	2b	Tom Brunansky	of
99	8-28-88	Baltimore	Jim Dwyer	of	Doug Kline	p
100	10-24-88	Philadelphia	Shane Rawley	p	Eric Bullock	of
					Tom Herr	2b
					Tom Nieto	c
101	11-3-88	California	Mike Cook	p	Bert Blyleven	p
			Paul Sorrento	1b	Kevin Trudeau	p
			Rob Wassenaar	p		
102	12-4-88	Houston	Todd McClure	p	Mark Portugal	p
103	12-7-88	New York-NL	Wally Backman	2b	Jeff Bumgarner	p
			Mike Santiago	p	Steve Gasser	p
					Toby Nivens	p
104	3-20-89	New York-AL	Steve Shields	p	Balvino Galvez	p
105	3-21-89	Houston	Ramon Ceden	of	Steve Lombardozzi	2b
			Mica Lewis	2b		
106	3-26-89	Cleveland	Carmelo Castillo	of	Keith Atherton	p
107	6-29-89	San Diego	Greg Booker	p	Fred Toliver	p
108	7-31-89	New York-NL	Rick Aguilera	p	Loy McBride	of
			Tim Drummond	p	Frank Viola	p
			Jack Savage	p		
			Kevin Tapani	p		
			David West	p		
109	8-28-89	Montreal	Alonzo Powell	of	Jim Dwyer	of
110	1-12-90	Montreal	Jim Dwyer	of	Jim Davins	p
111	4-4-90	Pittsburgh	Orlando Lind	p	Mike Pomeranz	p
			Junior Ortiz	c		
112	4-12-90	Texas	Fred Manrique	2b	Jeff Satzinger	p
113	5-30-90	San Francisco	Ed Gustafson	p	Francisco Oliveras	p
114	7-27-90	Toronto	Nelson Liriano	2b	John Candelaria	p
			Pedro Munoz	of		
115	12-5-90	San Francisco	Steve Bedrosian	p	Johnny Ard	p
					Jimmy Williams	p
116	3-17-92	Pittsburgh	John Smiley	p	Midre Cummings	of
					Denny Neagle	p
117	3-28-92	Cleveland	Curt Leskanic	p	Paul Sorrento	1b
			Oscar Munoz	p		
118	8-31-92	Montreal	Darren Reed	of	Bill Krueger	p
119	11-18-92	New York-NL	Pat Howell	of	Darren Reed	of
120	12-5-92	Philadelphia	Mike Hartley	p	David West	p
121	3-26-93	Colorado	Brett Merriman	p	Rob Wassenaar	p
					Gary Wayne	p
122	8-15-93	Baltimore	Erik Schullstrom	p	Mike Pagliarulo	3b
123	8-28-93	San Francisco	Greg Brummett	p	Jim Deshaies	p
			Andres Duncan	if		
			Aaron Fultz	p		
124	11-24-93	Chicago-NL	Dave Stevens	p	Willie Banks	p
			Matt Walbeck	c		
125	3-14-94	Montreal	Cash		Lenny Webster	c
126	8-31-94	Cleveland	Cash		Dave Winfield	dh
127	6-8-95	Cincinnati	John Courtright	p	Dave McCarty	1b
128	7-6-95	Boston	J.J. Johnson	of	Rick Aguilera	p
			Frank Rodriguez	p		
129	7-7-95	Baltimore	Kimera Bartee	of	Scott Erickson	p
			Scott Klingenberg	p		
130	7-31-95	Los Angeles-NL	Ron Coomer	3b	Mark Guthrie	p
			Greg Hansell	p	Kevin Tapani	p
			Chris Latham	of		
			Jose Parra	p		
131	8-26-96	Boston	Brian Looney	p	Pat Mahomes	p
132	8-29-96	Seattle	David Ortiz	1b	Dave Hollins	3b
133	4-8-97	Cincinnati	Cash		Scott Klingenberg	p
134	8-14-97	Atlanta	Mark Lewis	of	Greg Colbrunn	1b
135	8-21-97	Seattle	Joe Mays	p	Roberto Kelly	of
			Jeromy Palki	p		
136	8-30-97	Milwaukee	Michael Fieldbinder	p	Darrin Jackson	of
137	9-5-97	Atlanta	Steve Hacker	1b	Greg Myers	c
138	12-12-97	New York-NL	Alex Ochoa	of	Rich Becker	of



# TWINS TRADES – 1961–2014

NO.	DATE	CLUB	RECEIVED	POS.	TRADED	POS.
139	2-6-98	New York-AL	Brian Buchanan Cristian Guzman Eric Milton Daniel Mota	of ss p p	Chuck Knoblauch	2b
140	7-31-98	Boston	John Barnes Matt Kinney Joe Thomas	of p p	Greg Swindell Orlando Merced	p of
141	8-25-98	Chicago-NL	Scott Downs	p	Mike Morgan	p
142	11-16-98	New York-AL	Allen Butler	3b	Dan Naulty	p
143	12-14-98	Milwaukee	Darrell Nicholas	of	Alex Ochoa	of
144	3-31-99	Chicago-NL	Cash		Dan Serafini	p
145	5-21-99	Chicago-NL	Kyle Lohse Jason Ryan	p p	Rick Aguilera Scott Downs	p p
146	8-3-99	Houston	Josh Dimmick	c	George Williams	c
147	12-7-99	Colorado	Scott Randall	p	Chris Latham	of
148	12-13-99	Florida	Johan Santana Cash	p	Jared Camp	p
149	7-16-00	Colorado	Todd Sears Cash	1b	Butch Huskey Todd Walker	of 2b
150	8-31-00	Boston	Hector De Los Santos	ss	Midre Cummings	of
151	9-10-00	Boston	Lew Ford	of	Hector Carrasco	p
152	3-28-01	Arizona	Hanley Frias	if	Chad Moeller	c
153	7-28-01	Detroit	Todd Jones	p	Mark Redman	p
154	7-30-01	New York-NL	Rick Reed	p	Matt Lawton	of
155	7-12-02	San Diego	Jason Bartlett	ss	Brian Buchanan	of
156	11-15-02	Milwaukee	Matt Yeatman Gerard Oakes	p p	Matt Kinney Javier Valentin	p c
157	7-16-03	Toronto	Shannon Stewart Dave Gassner	of 1hp	Bobby Kielty	of
158	8-31-03	New York-AL	Jesse Orosco	1hp	Juan Padilla	rhp
159	9-9-03	San Diego	Alex Garcia	if	Todd Sears	1b
160	11-14-03	San Francisco	Joe Nathan Boof Bonser Francisco Liriano	rhp rhp 1hp	A.J. Pierzynski Cash	c
161	12-3-03	Philadelphia	Carlos Silva Nick Punto Bobby Korecky	rhp if rhp	Eric Milton	1hp
162	12-15-03	San Francisco	J.T. Thomas	1hp	Dustan Mohr	of
163	4-21-04	Boston	Cash		Brad Thomas	1hp
164	7-31-04	Chicago-NL	Justin Jones	1hp	Doug Mientkiewicz	1b
165	7-11-05	Seattle	Bret Boone Cash	2b	PTBNL	
166	12-2-05	Florida	Luis Castillo	2b	Travis Bowyer Scott Tyler	rhp rhp
167	12-9-05	Los Angeles-AL	Alexi Casilla	if	J.C. Romero	1hp
168	6-15-06	Cincinnati	Brandon Roberts	of	Juan Castro	ss
169	7-31-06	Cincinnati	Zach Ward	rhp	Kyle Lohse	rhp
170	8-31-06	Chicago-NL	Phil Nevin	1b/dh	Adam Harben	rhp
171	7-30-07	New York-NL	Drew Butera Dustin Martin	c of	Luis Casillo	2b
172	8-15-07	Colorado	Matt Macri	3b	Ramon Ortiz	rhp
173	11-21-07	Chicago-NL	Craig Monroe	of	Doug Deeds	of
174	11-28-07	Tampa Bay	Delmon Young Brendan Harris Jason Pridie	of if of	Matt Garza Jason Bartlett Eduado Morlan	of if rhp
175	2-2-08	New York-NL	Carlos Gomez Philip Humber Kevin Mulvey Deolis Guerra	of rhp rhp rhp	Johan Santana	1hp
176	8-25-08	Texas	Eddie Guardado	1hp	Mark Hamburger	rhp
177	7-31-09	Oakland	Orlando Cabrera	ss	Tyler Ladendorf	if
178	8-7-09	Cleveland	Carl Pavano	rhp	PTBNL (Yohan Pino)	rhp
179	8-28-09	Arizona	Jon Rauch	rhp	Kevin Mulvey Cash	rhp
180	11-9-09	Milwaukee	J.J. Hardy	ss	Carlos Gomez	of
181	12-10-09	Boston	PTBNL (Chris Province)	rhp	Boof Bonser	rhp
182	7-29-10	Washington	Matt Capps	rhp	Wilson Ramos	c
183	8-27-10	Los Angeles-AL	Brian Fuentes	1hp	PTBNL (Loek Van Mil)	rhp
184	12-9-10	Baltimore	Jim Hoey Brett Jacobson	rhp rhp	J.J. Hardy Brendan Harris Cash	ss if
185	12-16-10	Colorado	Paul Bargas	1hp	Jose Morales	c
186	3-28-11	Atlanta	Scott Diamond	1hp	Billy Bullock	rhp
187	8-15-11	Detroit	Cole Nelson PTBNL (Lester Oliveros)	1hp rhp	Delmon Young	of



# TWINS TRADES – 1961–2014

NO.	DATE	CLUB	RECEIVED	POS.	TRADED	POS.
188	8-25-11	Cleveland	Cash		Jim Thome	dh
189	12-6-11	Colorado	PTBNL (Daniel Turpen)	rhp	Kevin Slowey	rhp
190	7-28-12	Chicago-AL	Eduardo Escobar	if	Francisco Liriano	lhp
			Pedro Hernandez	lhp		
191	8-5-12	Boston	Jeremias Pineda	of	Danny Valencia	if
192	11-29-12	Washington	Alex Meyer	rhp	Denard Span	of
193	12-6-12	Philadelphia	Vance Worley	rhp	Ben Revere	of
			Trevor May	rhp		
194	7-31-13	Los Angeles-NL	PTBNL (Miguel Sulbaran)	rhp	Drew Butera	c
195	8-11-13	Kansas City	Cash or PTBNL		Jamey Carroll	if
196	8-31-13	Pittsburgh	Alex Presley	of	Justin Morneau	if
			PTBNL (Duke Welker)	rhp		
197	11-19-13	Pittsburgh	Kris Johnson	lhp	Duke Welker	rhp
198	12-18-13	Atlanta	Sean Gilmartin	lhp	Ryan Doumit	c
199	3-25-14	Pittsburgh	Cash		Vance Worley	rhp
200	4-7-14	New York-AL	Eduardo Nunez	if	Miguel Sulbaran	lhp
201	7-24-14	Seattle	Stephen Pryor	rhp	Kendrys Morales	1b/dh
202	7-31-14	Oakland	Tommy Milone	lhp	Sam Fuld	of
203	8-9-14	Los Angeles-NL	PTBNL or Cash		Kevin Correia	rhp
204	8-11-14	Kansas City	Jason Adam	rhp	Josh Willingham	of

## LAST TRADE WITH...

### AMERICAN LEAGUE

TRADES	TEAM	LAST TRADE	OBTAINED	TRADED
6	Baltimore	12/9/10	Jim Hoey, Brett Jacobson	J.J. Hardy, Brendan Harris, cash
12	Boston	8/5/12	Jeremias Pineda	Danny Valencia
7	Chicago	7/28/12	Eduardo Escobar, Pedro Hernandez	Francisco Liriano
15	Cleveland	8/25/11	Cash	Jim Thome
10	Detroit	8/15/11	Cole Nelson, Lester Oliveros	Delmon Young
4	Houston	8/3/99	Josh Dimmick	George Williams
4	Kansas City	8/11/14	Jason Adam	Josh Willingham
10	Los Angeles	8/27/10	Brian Fuentes	PTBNL (Loek Van Mil)
11	New York	4/7/14	Eduardo Nunez	Miguel Sulbaran
6	Oakland	7/31/14	Tommy Milone	Sam Fuld
7	Seattle	7/24/14	Stephen Pryor	Kendrys Morales
1	Tampa Bay	11/28/07	Delmon Young, Brendan Harris, Jason Pridie	Matt Garza, Jason Bartlett, Eduardo Morlan
8	Texas	8/25/08	Eddie Guardado	Mark Hamburger
4	Toronto	7/16/03	Shannon Stewart	Bobby Kielty

### NATIONAL LEAGUE

TRADES	TEAM	LAST TRADE	OBTAINED	TRADED
2	Arizona	8/28/09	Jon Rauch	PTBNL (Kevin Mulvey) and Cash
3	Atlanta	12/18/13	Sean Gilmartin	Ryan Doumit
10	Chicago	11/21/07	Craig Monroe	PTBNL (Doug Deeds)
9	Cincinnati	7/31/06	Zach Ward	Kyle Lohse
6	Colorado	12/6/11	PTBNL (Daniel Turpen)	Kevin Slowey
2	Florida/Miami	12/2/05	Luis Castillo	Travis Bowyer, Scott Tyler
10	Los Angeles	8/9/14	Cash	Kevin Correia
8	Milwaukee	11/6/09	J.J. Hardy	Carlos Gomez
9	New York	2/2/08	Carlos Gomez, Phil Humber, Kevin Mulvey, Deolis Guerra	Johan Santana
			Vance Worley, Trevor May	
9	Philadelphia	12/6/12	Cash	Ben Revere
6	Pittsburgh	3/25/14	Tom Herr	Vance Worley
5	St. Louis	4/22/88	Alex Garcia	Tom Brunansky
5	San Diego	9/9/03	J.T. Thomas	Todd Sears
6	San Francisco	12/15/03	Alex Meyer	Dustan Mohr
9	Washington	11/29/12		Denard Span



# TWINS ANNUAL AWARDS

## CALVIN R. GRIFFITH AWARD — MOST VALUABLE TWIN

(Twins First Owner)

1961.....	Harmon Killebrew	1980.....	John Castino	1998.....	Matt Lawton
1962.....	Vic Power	1981.....	Doug Corbett	1999.....	Brad Radke
1963.....	Earl Battey	1982.....	Gary Ward	2000.....	Matt Lawton
1964.....	Tony Oliva	1983.....	John Castino	2001.....	Doug Mientkiewicz
1965.....	*Zoilo Versalles	1984.....	Kent Hrbek	2002.....	Torii Hunter
1966.....	Harmon Killebrew	1985.....	Kirby Puckett	2003.....	Shannon Stewart
1967.....	Harmon Killebrew	1986.....	Kirby Puckett	2004.....	Johan Santana
1968.....	Cesar Tovar	1987.....	Jeff Reardon	2005.....	Johan Santana
1969.....	*Harmon Killebrew	1988.....	Kirby Puckett	2006.....	*Justin Morneau
1970.....	Harmon Killebrew	1989.....	Kirby Puckett	2007.....	Torii Hunter
1971.....	Leo Cardenas	1990.....	Brian Harper	2008.....	Justin Morneau
1972.....	Rod Carew	1991.....	Jack Morris	2009.....	*Joe Mauer
1973.....	Rod Carew	1992.....	Kirby Puckett	2010.....	Joe Mauer
1974.....	Rod Carew	1993.....	Brian Harper	2011.....	Michael Cuddyer
1975.....	Rod Carew	1994.....	Kirby Puckett	2012.....	Josh Willingham
1976.....	Rod Carew	1995.....	Chuck Knoblauch	2013.....	Joe Mauer
1977.....	*Rod Carew	1996.....	Chuck Knoblauch	2014.....	Phil Hughes
1978.....	Roy Smalley	1997.....	Brad Radke		(* — also American League MVP)
1979.....	Roy Smalley				

Award voted on by the Twin Cities Chapter of the BBWAA

## JOSEPH W. HAYNES AWARD — TWINS PITCHER OF THE YEAR

(Former Twins Executive Vice-President)

1962.....	Camilo Pascual	1980.....	Doug Corbett	1998.....	Mike Trombley
1963.....	Bill Dailey	1981.....	Doug Corbett	1999.....	Brad Radke
1964.....	Al Worthington	1982.....	Bobby Castillo	2000.....	Eric Milton
1965.....	Jim Grant	1983.....	Ken Schrom	2001.....	Joe Mays
1966.....	Jim Kaat	1984.....	Frank Viola	2002.....	Eddie Guardado
1967.....	Dean Chance	1985.....	Ron Davis	2003.....	Johan Santana
1968.....	Dean Chance	1986.....	Bert Blyleven	2004.....	*Johan Santana
1969.....	Jim Perry	1987.....	Frank Viola	2005.....	Johan Santana
1970.....	*Jim Perry	1988.....	*Frank Viola	2006.....	*Johan Santana
1971.....	Bert Blyleven	1989.....	Allan Anderson	2007.....	Johan Santana
1972.....	Jim Kaat	1990.....	Rick Aguilera	2008.....	Joe Nathan
1973.....	Bert Blyleven	1991.....	Jack Morris	2009.....	Joe Nathan
1974.....	Bill Campbell	1992.....	John Smiley	2010.....	Carl Pavano
1975.....	Jim Hughes	1993.....	Rick Aguilera	2011.....	Glen Perkins
1976.....	Bill Campbell	1994.....	Kevin Tapani	2012.....	Scott Diamond
1977.....	Dave Goltz	1995.....	Brad Radke	2013.....	Glen Perkins
1978.....	Mike Marshall	1996.....	Frank Rodriguez	2014.....	Phil Hughes
1979.....	Jerry Koosman	1997.....	Brad Radke		(* — also American League Cy Young)

Award voted on by the Twin Cities Chapter of the BBWAA

## BILL BONI AWARD — TWINS OUTSTANDING ROOKIE

(Former St. Paul Dispatch-Pioneer Press Executive Sports Editor)

1962.....	Bernie Allen	1980.....	Doug Corbett	1998.....	Eric Milton
1963.....	Jimmie Hall	1981.....	Dave Engle	1999.....	Cristian Guzman
1964.....	*Tony Oliva	1982.....	Kent Hrbek	2000.....	Mark Redman
1965.....	Sandy Valdespino	1983.....	Darrell Brown	2001.....	Luis Rivas
1966.....	Cesar Tovar	1984.....	Kirby Puckett	2002.....	Bobby Kielty
1967.....	*Rod Carew	1985.....	Mark Salas	2003.....	Lew Ford
1968.....	Ron Clark	1986.....	Steve Lombardozi	2004.....	Joe Mauer
1969.....	George Mitterwald	1987.....	Les Straker	2005.....	Jesse Crain
1970.....	Bert Blyleven	1988.....	None Awarded	2006.....	Francisco Liriano
1971.....	Steve Braun	1989.....	Gary Wayne	2007.....	Matt Garza
1972.....	Bob Darwin	1990.....	Kevin Tapani	2008.....	Denard Span
1973.....	Jerry Terrell	1991.....	*Chuck Knoblauch	2009.....	Jose Mijares
1974.....	Craig Kuskic	1992.....	Mike Trombley	2010.....	Danny Valencia
1975.....	Dan Ford	1993.....	Pat Meares	2011.....	Ben Revere
1976.....	Butch Wynegar	1994.....	Matt Walbeck	2012.....	Scott Diamond
1977.....	Paul Thordogsgard	1995.....	*Marty Cordova	2013.....	Caleb Thielbar
1978.....	Roger Erickson	1996.....	Ron Coomer	2014.....	Danny Santana
1979.....	*John Castino	1997.....	None Awarded		

Award voted on by the Twin Cities Chapter of the BBWAA

(\* — also American League Rookie of the Year)

## JIM KAAT AWARD — DEFENSIVE PLAYER OF THE YEAR

(Former Twins Pitcher)

2012.....	Ben Revere
2013.....	Pedro Florimon
2014.....	Brian Dozier

Award voted on by the Twin Cities Chapter of the BBWAA



# TWINS ANNUAL AWARDS

## CHARLES O. JOHNSON AWARD — MOST IMPROVED TWIN

(Former Minneapolis Star and Tribune Sports Editor)

1963.....	Lee Stange	1981.....	Sal Butera	1998.....	Todd Walker
1964.....	Jim Kaat	1982.....	Gary Ward	1999.....	Eric Milton
1965.....	Don Mincher	1983.....	Mickey Hatcher	2000.....	Cristian Guzman
1966.....	Jim Kaat	1984.....	Frank Viola	2001.....	Joe Mays
1967.....	Ted Uhlaender	1985.....	Ron Davis	2002.....	LaTroy Hawkins
1968.....	Ted Uhlaender	1986.....	Gary Gaetti	2003.....	Johan Santana
1969.....	Rod Carew	1987.....	Greg Gagne	2004.....	Juan Rincon
1970.....	Cesar Tovar	1988.....	Allan Anderson	2005.....	Carlos Silva
1971.....	Cesar Tovar	1989.....	Brian Harper	2006.....	Michael Cuddyer
1972.....	Danny Thompson	1990.....	Mark Guthrie	2007.....	Carlos Silva
1973.....	Jim Holt	1991.....	Shane Mack	2008.....	Alexi Casilla
1974.....	Glenn Borgmann	1992.....	Mark Guthrie	2009.....	Michael Cuddyer
1975.....	Phil Roof	1993.....	Larry Casian	2010.....	Delmon Young
1976.....	Lyman Bostock	1994.....	Chuck Knoblauch	2011.....	Glen Perkins
1977.....	Rod Carew	1995.....	Pedro Munoz	2012.....	Ben Revere
1978.....	Roy Smalley	1996.....	Rich Becker	2013.....	Brian Dozier
1979.....	Rob Wilfong	1997.....	Brad Radke	2014.....	Eduardo Escobar
1980.....	John Castino				

Award voted on by the Twin Cities Chapter of the BBWAA

## SHERRY ROBERTSON AWARD — TWINS OUTSTANDING FARM SYSTEM POSITION PLAYER\*

(Former Twins Farm Director)

1970.....	Mark Wiley	1985.....	Mark Davidson	2000.....	John Barnes
1971.....	Steve Brye	1986.....	Gene Larkin	2001.....	Michael Cuddyer
1972.....	Tom Smithson	1987.....	Mike Dyer	2002.....	Lew Ford
1973.....	Craig Kuskick	1988.....	Pete Delkus	2003.....	Joe Mauer
1974.....	Butch Wynegar	1989.....	Paul Sorrento	2004.....	Jason Kubel
1975.....	Steve Luebber	1990.....	Denny Neagle	2005.....	David Winfree
1976.....	Dan Graham	1991.....	Pat Mahomes	2006.....	Alexi Casilla
1977.....	Greg Field	1992.....	Marly Cordova	2007.....	Brian Buscher
1978.....	Steve Douglas	1993.....	LaTroy Hawkins	2008.....	Ben Revere
1979.....	Steve Green	1994.....	LaTroy Hawkins	2009.....	Ben Revere
1980.....	Bob Konopa	1995.....	Javier Valentin	2010.....	Joe Benson
1981.....	Kent Hrbek	1996.....	Todd Walker	2011.....	Brian Dozier
1982.....	Jeff Reed	1997.....	David Ortiz	2012.....	Oswaldo Arcia
1983.....	Tim Lincecum	1998.....	Doug Mientkiewicz	2013.....	Byron Buxton
1984.....	Curt Wardle	1999.....	Michael Restovich	2014.....	Kennys Vargas

\* beginning in 2002, the Twins presented two awards, distinguishing between position players (Sherry Robertson Award) and pitchers.

## JIM RANTZ AWARD — TWINS OUTSTANDING FARM SYSTEM PITCHER\*

(Former Twins Director of Minor Leagues)

2002.....	J.D. Durbin	2007.....	Kevin Slowey	2011.....	Liam Hendriks
2003.....	Jesse Crain	2008.....	Anthony Slama	2012.....	B.J. Hermesen
2004.....	Scott Baker	2009.....	David Bromberg	2013.....	Andrew Albers
2005.....	Francisco Liriano	2010.....	Kyle Gibson	2014.....	Jose Berrios
2006.....	Matt Garza				

## DICK SIEBERT AWARD — UPPER MIDWEST PLAYER OF THE YEAR

(Former University of Minnesota Baseball Coach)

1962.....	Dick Stigman	1980.....	Paul Molitor & Jack Morris	1998.....	Rick Helling
1963.....	John Blanchard	1981.....	Jack Morris	1999.....	Rick Helling
1964.....	Bob Johnson	1982.....	Paul Molitor	2000.....	Darin Erstad
1965.....	Jerry Kindall	1983.....	Mike Boddicker	2001.....	Aaron Sele
1966.....	Rick Reichardt	1984.....	Kent Hrbek	2002.....	Jarrod Washburn
1967.....	Lee Stange	1985.....	Dave Winfield	2003.....	Jim Brower
1968.....	Jerry Koosman	1986.....	Jack Morris	2004.....	Keith Foulke
1969.....	Jerry Koosman	1987.....	Paul Molitor	2005.....	Travis Hafner
1970.....	Jerry Koosman	1988.....	Dave Winfield	2006.....	Joe Mauer
1971.....	Dick Green	1989.....	Terry Steinbach	2007.....	Pat Neshek
1972.....	Denis Menke	1990.....	Mike Boddicker	2008.....	Joe Mauer
1973.....	John Hiller	1991.....	Jack Morris	2009.....	Joe Mauer
1974.....	Dave Winfield	1992.....	Dave Winfield	2010.....	Joe Mauer
1975.....	Dave Goltz	1993.....	Paul Molitor	2011.....	Jeremy Hellickson
1976.....	Tom Poquette	1994.....	Paul Molitor	2012.....	Joe Mauer
1977.....	Tom Johnson	1995.....	Dan Wilson	2013.....	Jordan Zimmermann
1978.....	Paul Molitor	1996.....	Paul Molitor	2014.....	Pat Neshek
1979.....	Dave Winfield	1997.....	Denny Neagle		

Award voted on by the Twin Cities Chapter of the BBWAA



# TWINS ANNUAL AWARDS

## CARL R. POHLAD AWARD — OUTSTANDING COMMUNITY SERVICE

(Late Twins Owner)

Established in 1993, the Carl R. Pohlad Award is named after the late Twins owner, who always felt the need to return something to his community. Voted on by the Twins Community Fund Board of Directors, the award recognizes a Twins player whose work and dedication on behalf of the ball club benefit communities throughout the Upper Midwest.

1993.....	Brian Harper	2001.....	Corey Koskie	2009.....	Justin Morneau
1994.....	Kent Hrbek	2002.....	Brad Radke	2010.....	Jesse Crain
1995.....	Kirby Puckett	2003.....	Doug Mientkiewicz	2011.....	Carl Pavano
1996.....	Paul Molitor	2004.....	Torii Hunter	2012.....	Denard Span
1997.....	Rick Aguilera	2005.....	Ron Gardenhire	2013.....	Glen Perkins
1998.....	Terry Steinbach	2006.....	Michael Cuddyer	2014.....	Brian Duensing
1999.....	Ron Coomer	2007.....	Johan Santana		
2000.....	Denny Hocking	2008.....	Joe Mauer		

## MIKE AUGUSTIN AWARD “MEDIA GOOD GUY” AWARD (Former Pioneer Press Sports Writer)

2006.....	Torii Hunter
2007.....	Torii Hunter
2008.....	Joe Nathan
2009.....	Denard Span
2010.....	Michael Cuddyer
2011.....	Michael Cuddyer
2012.....	Glen Perkins
2013.....	Brian Dozier
2014.....	Ron Gardenhire

Award voted on by the Twin Cities Chapter of the BBWAA

## BOB ALLISON AWARD LEADERSHIP AWARD (Former Twins Outfielder)

2005.....	Mike Redmond
2006.....	Brad Radke
2007.....	Mike Redmond
2008.....	Justin Morneau
2009.....	Michael Cuddyer
2010.....	Michael Cuddyer
2011.....	Michael Cuddyer
2012.....	Justin Morneau
2013.....	Justin Morneau
2014.....	Kurt Suzuki

Award voted on by the Twin Cities Chapter of the BBWAA

## HERB CARNEAL AWARD LIFETIME ACHIEVEMENT AWARD (Former Twins Broadcaster)

2006.....	Herb Carneal
2007.....	Tom Mee
2008.....	Carl Pohlad
2009.....	Jerry Bell
2010.....	Bert Blyleven
2011.....	John Gordon
2012.....	Jim Rantz
2013.....	Tony Oliva

Award voted on by the Diamond Awards Committee

## KIRBY PUCKETT AWARD ALUMNI COMMUNITY SERVICE (Former Twins Outfielder)

2006.....	Harmon Killebrew
2007.....	Tony Oliva
2008.....	Kent Hrbek
2009.....	Rod Carew
2010.....	Bert Blyleven
2011.....	Terry Steinbach
2012.....	Roy Smalley
2013.....	Frank Quilici
2014.....	Jim Kaat

Award voted on by the Twins Community Fund Board of Directors

### MOST YEARS PLAYED AT A POSITION

<b>C</b>	Joe Mauer .....	2004-13 (10)
<b>1B</b>	Kent Hrbek .....	1982-94 (13)
<b>2B</b>	Rod Carew .....	1967-69, 71-75 (8)
<b>SS</b>	Greg Gagne .....	1985-92 (8)
<b>3B</b>	Gary Gaetti .....	1982-90 (9)
<b>OF</b>	Kirby Puckett .....	1984-95 (12)
<b>OF</b>	Torii Hunter .....	1998-2007 (10)
<b>OF</b>	Tony Oliva .....	1964-71 (8)
<b>OF</b>	Bob Allison .....	1961-63, 65-69 (8)



# TWINS AWARDS AND HONORS

## MVP/PLAYER OF THE YEAR

1965 AL MVP	Zoilo Versalles
1965 TSN AL Player of the Year	Tony Oliva
1969 AL MVP	Harmon Killebrew
1969 TSN AL Player of the Year	Harmon Killebrew
1970 TSN AL Player of the Year	Harmon Killebrew
1971 TSN AL Player of the Year	Tony Oliva
1975 Joe Cronin Award/AL Player of the Year	Rod Carew
1977 AL MVP	Rod Carew
1977 TSN MLB Player of the Year	Rod Carew
2006 AL MVP	Justin Morneau
2006 Baseball America MLB Player of the Year	Johan Santana
2009 AL MVP	Joe Mauer

## CY YOUNG AWARD/PITCHER OF THE YEAR

1965 TSN AL Pitcher of the Year	Jim Grant
1966 TSN AL Pitcher of the Year	Jim Kaat
1970 AL Cy Young Award	Jim Perry
1988 AL Cy Young Award	Frank Viola
1988 TSN AL Pitcher of the Year	Frank Viola
2004 AL Cy Young Award	Johan Santana
2004 TSN AL Pitcher of the Year	Johan Santana
2006 AL Cy Young Award	Johan Santana

## ROOKIE OF THE YEAR

1964 AL Rookie of the Year	Tony Oliva
1964 TSN AL Rookie Player of the Year	Tony Oliva
1967 AL Rookie of the Year	Rod Carew
1967 TSN AL Rookie Player of the Year	Rod Carew
1970 TSN AL Rookie Pitcher of the Year	Bert Blyleven
1976 TSN AL Rookie Player of the Year	Butch Wynegar
1979 AL Co-Rookie of the Year	John Castino with Alfredo Griffin
1991 AL Rookie of the Year	Chuck Knoblauch
1991 TSN AL Rookie Player of the Year	Chuck Knoblauch
1995 AL Rookie of the Year	Marty Cordova

## ROBERTO CLEMENTE AWARD

1977	Rod Carew
1994	Dave Winfield
1996	Kirby Puckett

## BRANCH RICKEY AWARD

1993	Kirby Puckett
1998	Paul Molitor

## BOB FISHEL PUBLIC RELATIONS AWARD

1988	Tom Mee
------	---------

## DONALD DAVIDSON TRAVELING SECRETARY OF THE YEAR AWARD

2000	Remzi Kiratti
------	---------------

## ORGANIZATION OF THE YEAR AWARD

2000	Topps
2002	Baseball America
2002	USA Today
2004	Baseball America

## TOPPS' LONG & MERITORIOUS SERVICE AWARD

1984	George Brophy
1997	Jim Rantz

## CHIEF BENDER AWARD SCOUT OF THE YEAR AWARD

2008	Jim Rantz
2011	Mike Radcliff

## MANAGER OF THE YEAR

1965 TSN Major League Manager of the Year	Sam Mele
1965 AP AL Manager of the Year	Sam Mele
1965 UPI AL Manager of the Year	Sam Mele
1987 UPI AL Manager of the Year	Tom Kelly
1991 TSN AL Manager of the Year	Tom Kelly
1991 UPI AL Manager of the Year	Tom Kelly
1991 AL Manager of the Year	Tom Kelly
2004 TSN AL Manager of the Year	Ron Gardenhire with Buck Showalter
2008 Baseball America AL Manager of the Year	Ron Gardenhire
2010 TSN AL Manager of the Year	Ron Gardenhire
2010 AL Manager of the Year	Ron Gardenhire

## EXECUTIVE OF THE YEAR

1965 TSN Executive of the Year	Calvin Griffith
1991 TSN Executive of the Year	Andy MacPhail
2002 TSN Executive of the Year	Terry Ryan
2004 Baseball America's MLB Executive of the Year	Terry Ryan
2006 TSN Executive of the Year	Terry Ryan

## ROLAIDS RELIEF MAN AWARD/ FIREFMAN OF THE YEAR

1969 TSN AL Fireman of the Year	Ron Perranoski
1970 TSN AL Fireman of the Year	Ron Perranoski
1976 TSN AL Fireman of the Year	Bill Campbell
1976 Roloids Relief Man Award	Bill Campbell
1979 TSN co-AL Fireman of the Year	Mike Marshall with Jim Kern
1987 TSN co-AL Fireman of the Year	Jeff Reardon with Dave Righetti
2009 Roloids Relief Man Award	Joe Nathan (tied with Mariano Rivera)

## COMEBACK PLAYER OF THE YEAR

1967 AP American League	Dean Chance
1979 UPI American League	Jerry Koosman
1991 TSN American League	Jack Morris
2010 AL Comeback Player of the Year	Francisco Liriano

## BASEBALL AMERICA MINOR LEAGUE PLAYER OF THE YEAR

2003	Joe Mauer
2013	Byron Buxton

## USA TODAY MINOR LEAGUE PLAYER OF THE YEAR

2005	Francisco Liriano
2006	Matt Garza

## OUTSTANDING DESIGNATED HITTER

1991	Chili Davis
1996	Paul Molitor

## LELAND S. MACPAIL, JR. AWARD — MVP OF ALCS

1987	Gary Gaetti
1991	Kirby Puckett

## WORLD SERIES MVP

1987	Frank Viola
1991	Jack Morris

## JOE CRONIN AWARD

1975	Rod Carew
1993	Dave Winfield



# TWINS AWARDS AND HONORS

## AMERICAN LEAGUE PLAYER OF THE MONTH

1974	May	Rod Carew (.425, 37-87)
1975	May	Jim Hughes (6-0, 0.69 ERA, 5 CG, 7 inn SHO relief)
1977	June	Rod Carew (.482)
1977	September	Rod Carew (.439)
1984	July	Kent Hrbek (.31 RBI, 76 TB, .717 SLG)
1986	April	Kirby Puckett (.396, 68 TB, 36 H, 8 HR, 22 R)
1986	June	Kent Hrbek (.400, .726 SLG, 8 HR, 27 RBI)
1987	July	Frank Viola (5-0, 2 CG, 1.88 ERA, 1 SHO, 48 IP)
1988	May	Frank Viola (6-0, 1.53 ERA, 2 CG, 2 SHO, 47 IP, 39 K)
1989	August	Kent Hrbek (.370, 7 HR, 23 RBI, 69 TB, 6 GW-RBI, 21 R)
1992	May	Kirby Puckett (.374, 23 R, 40 H, 7 HR, 25 RBI)
1992	June	Kirby Puckett (.336, 24 R, 40 H, 5 HR, 24 RBI)
2002	April	Tori Hunter (.371, 39 H, 9 HR, 20 RBI)
2006	June	Joe Mauer (.452, 42 H, 14 RBI, 187 R, .528 OBP)
2007	May	Justin Morneau (.314, 33 H, 10 HR, 29 RBI, .667 SLG)
2009	May	Joe Mauer (.414, 41 H, 11 SLG, 32 RBI, .500 OBP, .838 SLG)
2010	July	Delmon Young (.434, 6 SLG, 12 2B, 30 RBI, .736 SLG)

## THE SPORTING NEWS/LOUISVILLE SILVER SLUGGER AWARD

Kirby Puckett	1986, 87, 88, 89 and 92
Paul Molitor	1996
Chuck Knoblauch	1995 and 97
Joe Mauer	2006, 08, 09, 10 and 13
Justin Morneau	2006 and 08
Josh Willingham	2012

## RAWLINGS GOLD GLOVE AWARD WINNERS

1961	Earl Battey, c	1966	Jim Kaat, p
1962	Earl Battey, c		Tony Oliva, rf
	Jim Kaat, p	1967	Jim Kaat, p
	Vic Power, 1b	1968	Jim Kaat, p
1963	Jim Kaat, p	1969	Jim Kaat, p
	Vic Power, 1b	1970	Jim Kaat, p
	Zoilo Versalles, ss	1971	Jim Kaat, p
1964	Jim Kaat, p	1972	Jim Kaat, p
1965	Jim Kaat, p	1986	Gary Gaetti, 3b
	Zoilo Versalles, ss		Kirby Puckett, cf

## AMERICAN LEAGUE PLAYER OF THE WEEK

1974	April 30	Bill Campbell (20.1 innings of scoreless relief)
	July 2	Tony Oliva (4 HR, 12 hits in 2 days)
1975	June 8	Rod Carew (.647)
1976	Sept. 5	Rod Carew (.467, 9 R, 5 RBI, stole home)
1977	June 27	Rod Carew (.607)
1979	May 6	Mike Marshall (5 G, 3-0, 2 saves)
	June 1	Roy Smalley (.462, 3 HR, 11 RBI)
1981	May 3	Roy Smalley (.476, 3 GW-RBI)
1982	July 4	Gary Ward (.400, 4 HR, 12 RBI, 1.080 SLG)
	Sept. 12	Gary Ward (3 HR, 9 RBI)
1984	August 19	Mickey Hatcher (.556, 5 2B, 28 R, 6 RBI)
1985	August 18	Bert Blyleven (1.50 ERA, 2 CG, 1 SHO, 16 K)
1986	April 27	Kirby Puckett (.462, 4 HR, .962 SLG)
	June 22	(co-winner with Sutton) Kent Hrbek (.480, 4 HR, 12 RBI)
	August 3	Kirby Puckett (.519, 14 H, 2 HR, 8 RBI, .963 SLG)
1987	August 31	(co-winner with Lansford) Kirby Puckett (.577, 8 R)
1988	May 1	Kent Hrbek (.478, 4 2B, 1.174 SLG)
	May 29	(co-winner with Flier) Jeff Reardon (5 saves in 5 games)
	June 5	Greg Gagne (.529, 1.176 SLG, 7 RBI)
	August 14	Dan Gladden (.566, 4 SB, 7 R)
1989	June 18	Gary Gaetti (.360, 8 R, 4 HR, 10 RBI, .840 SLG)
	June 25	Dan Gladden (14 H, 10 R, 2 HR, 6 RBI)
	July 2	Frank Viola (2-0, 2 CG, 0.50 ERA, 11 K, 1 SHO)
	July 30	Kent Hrbek (.6 R, 3 HR, 13 RBI, 1.000 SLG)
1990	July 15	Kent Hrbek (.563, 3 HR, 4 RBI, 1.188 SLG, .682 OBP)
1992	June 7	Kirby Puckett (.414, 3 HR, 10 RBI)
	June 28	Brian Harper (.632, 6 R, 2 HR, 7 RBI, 1.053 SLG)
1993	May 16	Dave Winfield (.522, 12 H, 7 R, 3 HR, 6 RBI)
	June 13	Shane Mack (.400, 4 HR, 10 RBI)
	Sept. 12	Kevin Tapani (2-0, 0.57 ERA, 15.2 IP, 1 ER, 14 K, 1 SHO)
1994	May 1	Scott Erickson (no-hitter April 27 vs. MIL, 9.0 IP, 4 BB, 5 K)
1995	May 21	Marty Cordova (Homered in 5 cons. games, may 16-20)
	Sept. 3	Chuck Knoblauch (.545, 6 R, 3 2B, 2 HR, 5 RBI)

## AMERICAN LEAGUE PITCHER OF THE MONTH

1991	May	Scott Erickson (5-0, 1.36 ERA, 46.1 IP, 1 SHO)
1991	June	Jack Morris (6-0, 2 CG, 1 SHO)
1991	August	Kevin Tapani (5-0, 48 IP, 1 CG, 8-game win-streak)
1992	April	Bill Krueger (4-0, 0.84 ERA, 32 IP, 18 H, 3 ER, 16 K, 1 SHO)
1992	June	John Smiley (4-0, 1.34 ERA, 47 IP, 34 H, 8 BB, 35 K)
1993	June	Rick Aguilera (10 saves, 0.00 ERA, 13 IP, 39/42 batters retired)
1997	July	(co-with Finley) Brad Radke (6-0, 1.57 ERA, 46 IP, 10 BB, 30 K)
2001	April	Brad Radke (5-0, 2.23 ERA, 48.1 IP, 4 BB, 25 K)
2003	August	Johan Santana (5-0, 1.07 ERA, 42.0 IP, 10 BB, 44 K)
2004	July	Johan Santana (3-2, 1.17 ERA, 46.0 IP, 14 H, 61 K)
2004	August	Johan Santana (6-0, 2.08 ERA, 43.1 IP, 7 BB, 52 K)
2004	September	Johan Santana (5-0, 0.45 ERA, 40.0 IP, 7 BB, 52 K)
2006	June	Johan Santana (5-0, 1.05 ERA, 43.0 IP, 24 H, 44 K)
2006	September	Johan Santana (3-1, 1.78 ERA, 35.1 IP, 38 K)
2010	April	Francisco Liriano (3-0, 0.93 ERA, 29.0 IP, 27 K)

## AMERICAN LEAGUE ROOKIE OF THE MONTH

2006	June	Francisco Liriano (4-1, 2.31, 35.0 IP, 35 K)
2006	July	Francisco Liriano (4-1, 1.51, 41.2 IP, 55 K)
2006	September	Boof Bonser (4-1, 2.63, 37.2 IP, 30 K)
2011	June	(co-with OAK's Jemile Weeks) Ben Revere (.294, 30 H, 14 R, 7 SB)

1987	Gary Gaetti, 3b	2002	Tori Hunter, cf
	Kirby Puckett, cf	2003	Tori Hunter, cf
1988	Gary Gaetti, 3b	2004	Tori Hunter, cf
	Kirby Puckett, cf	2005	Tori Hunter, cf
1989	Gary Gaetti, 3b	2006	Tori Hunter, cf
	Kirby Puckett, cf	2007	Tori Hunter, cf
1991	Kirby Puckett, cf		Johan Santana, p
1992	Kirby Puckett, cf	2008	Joe Mauer, c
1997	Chuck Knoblauch, 2b	2009	Joe Mauer, c
2001	Tori Hunter, cf	2010	Joe Mauer, c
	Doug Mientkiewicz, 1b		

1996	April 7	Dave Hollins (.615, 6 R, 2 HR, 5 RBI)
	July 7	Chuck Knoblauch (.536, 4 2B, 2 3B, 3 HR, 9 RBI, 3 SB)
1997	Sept. 21	Brad Radke (2-0, 1.02 ERA, 17.2 IP, 2 ER, 2 BB, 13 K)
1998	July 26	Todd Walker (.750, 15 H, 8 R, 1.050 SLG, .783 OBP)
1999	Sept. 12	Eric Milton (no-hitter, Sept. 11 vs. ANA, 9.0 IP, 2 BB, 13 K)
2001	July 8	Matt Lawton (.586, 11 runs, 4 HR, 10 RBI)
2002	June 9	Jacque Jones (.538, 14 hits, 10 RBI, 24 TB, .923 SLG, .571 OBP)
2003	May 11	Jacque Jones (.560, 14 hits, 10 R, 24 TB, .960 SLG, .560 OBP)
	June 22	(co-with Wells) Corey Koskie (.429, 10 R, 11 RBI, 25 TB, .893 SLG)
2004	May 16	(co-with Martinez) Joe Nathan (0.00 ERA, 4 saves, 4.0 IP, 5 K)
	June 20	Johan Santana (2-0, 2.25 ERA, 16.0 IP, 19 K)
	Sept. 19	Johan Santana (2-0, 0.00 ERA, 15.0 IP, 21 K)
2005	June 13	Tori Hunter (.381, 9 R, 3 HR, 5 RBI, 21 TB, 1.000 SLG, .458 OBP)
	July 5	Joe Nathan (0.00 ERA, 5 saves, 5.0 IP, 5 K)
	August 22	Lew Ford (.364, 7 R, 3 HR, 10 RBI, 21 TB, .636 SLG)
2006	June 11	Tori Hunter (.625, 15-24, 5 2B, 4 RBI, 2 SB)
2007	July 8	Justin Morneau (.438, 4 HR, 13 RBI)
	August 19	Johan Santana (1-0, 1.80 ERA, 15.0 IP, 21 K)
2008	Sept. 14	Carlos Gomez (.333, 2.2B, 1.3B, 10 RBI)
2009	May 26	Joe Mauer (.458, 4 HR, 25 TB, 13 RBI, 12 R)
	July 6	Justin Morneau (.480, 4 HR, 26 TB, 8 RBI)
	Sept. 21	Michael Cuddyer (.292, 2 2B, 3 HR, 11 RBI)
	October 5	Jason Kubel (.423, 3 HR, 12 RBI) & Delmon Young (.448, 3 HR, 12 RBI)
2010	July 6	Jim Thome (.400, 4 HR, 1 2B, 1 3B, 7 R, 1.150 SLG)
2011	May 9	Francisco Liriano (no-hitter May 3 at CWS)
	August 22	Jim Thome (600th career HR & 2-HR game, Aug. 15 at DET)
2012	April 9	Josh Willingham (.455, 2B, 3 HR, 4 RBI in 6 games)
2014	April 6	(co-with J. Hamilton) Chris Colabello (.391, 4 2B, 11 RBI, 4 R)
	August 24	Trevor Plouffe (.367, 5 2B, 2 HR, 10 RBI, 6 R in 7 G)
	August 24	Danny Santana (.378, 2 2B, 2 3B, HR, 6 RBI, 7 R in 8 G)



# TWINS AMERICAN LEAGUE LEADERS

## BATTING

### BATTING CHAMPION

1964	Tony Oliva	323
1965	Tony Oliva	321
1969	Rod Carew	332
1971	Tony Oliva	337
1972	Rod Carew	318
1973	Rod Carew	350
1974	Rod Carew	364
1975	Rod Carew	359
1977	Rod Carew	388
1978	Rod Carew	333
1989	Kirby Puckett	339
2006	Joe Mauer	#347
2008	Joe Mauer	+328
2009	Joe Mauer	#365

### HOME RUNS

1962	Harmon Killebrew	48
1963	Harmon Killebrew	45
1964	Harmon Killebrew	49
1967	Harmon Killebrew	*44
1969	Harmon Killebrew	49

### RBI

1962	Harmon Killebrew	126
1969	Harmon Killebrew	140
1971	Harmon Killebrew	119
1977	Larry Hisle	119
1994	Kirby Puckett	112

### HITS

1964	Tony Oliva	217
1965	Tony Oliva	185
1966	Tony Oliva	191
1969	Tony Oliva	197
1970	Tony Oliva	204
1971	Cesar Tovar	204
1973	Rod Carew	203
1974	Rod Carew	218
1977	Rod Carew	239
1987	Kirby Puckett	*207
1988	Kirby Puckett	234
1989	Kirby Puckett	215
1992	Kirby Puckett	210
1996	Paul Molitor	225

### RUNS

1963	Bob Allison	99
1964	Tony Oliva	109
1965	Zoilo Versalles	126
1977	Rod Carew	128

### DOUBLES

1964	Tony Oliva	43
1965	Zoilo Versalles	*45
1967	Tony Oliva	34
1969	Tony Oliva	39
1970	Tony Oliva	36
	Cesar Tovar	36
1989	Kirby Puckett	45
1994	Chuck Knoblauch	45

### TRIPLES

1963	Zoilo Versalles	13
1964	Zoilo Versalles	10
	Rich Rollins	10
1965	Zoilo Versalles	*12
1970	Cesar Tovar	13
1973	Rod Carew	*11
1977	Rod Carew	16
1981	John Castino	9
1996	Chuck Knoblauch	14
2000	Cristian Guzman	20
2001	Cristian Guzman	14
2003	Cristian Guzman	14
2009	Denard Span	*10

## TOTAL BASES

1964	Tony Oliva	374
1965	Zoilo Versalles	308
1988	Kirby Puckett	358
1992	Kirby Puckett	313

## PITCHING

### WINS

1965	Jim Grant	21
1966	Jim Kaat	25
1970	Jim Perry	24
1977	Dave Goltz	*20
1988	Frank Viola	24
1991	Scott Erickson	*20
2006	Johan Santana	#19

### EARNED RUN AVERAGE

1988	Allan Anderson	2.45
2004	Johan Santana	2.61
2006	Johan Santana	#2.77

### STRIKEOUTS

1961	Camilo Pascual	221
1962	Camilo Pascual	206
1963	Camilo Pascual	202
2004	Johan Santana	#265
2005	Johan Santana	#238
2006	Johan Santana	#245

### SHUTOUTS

1961	Camilo Pascual	*8
1962	Camilo Pascual	*5
	Jim Kaat	*5
1965	Jim Grant	6
1973	Bert Blyleven	9
1996	Rich Robertson	*3

### COMPLETE GAMES

1962	Camilo Pascual	18
1963	Camilo Pascual	*18
1966	Jim Kaat	19
1967	Dean Chance	18

### INNINGS PITCHED

1966	Jim Kaat	304.2
1967	Dean Chance	283.2
1986	Bert Blyleven	271.2

### SAVES

1968	Al Worthington	17
1969	Ron Perranoski	31
1970	Ron Perranoski	34
1979	Mike Marshall	32
2002	Eddie Guardado	45

### GAMES

1976	Bill Campbell	78
1979	Mike Marshall	90
1996	Eddie Guardado	*83
1999	Bob Wells	*76
2009	Matt Guerrier	79

### WIN PERCENTAGE

1965	Mudcat Grant (21-7)	.750
1966	Dave Boswell (12-5)	.706
1976	Bill Campbell (17-5)	.773
1988	Frank Viola (24-7)	.774
2003	Johan Santana (12-3)	.800
2006	Francisco Liriano (12-3)	.800

# — denotes major league lead

\* — denotes tie for lead





# FRANCHISE RECORDS

## 1901-2014



The history of the Minnesota Twins franchise dates back to the year 1901 when, as the Washington Senators, they were born as one of the eight original franchises in the American League. For sixty years, the Senators played baseball in our nation's capital, winning one World Championship and three American League pennants, while adding Hall of Fame players like Walter Johnson, Sam Rice and Goose Goslin to the rich history of America's game.

In 1961, owner Calvin Griffith moved the Senators from Washington, DC to Minnesota where a new chapter has been written, one more impressive than the first. In the 54 years

since, the Minnesota Twins have won two World Championships, three American League pennants and made 11 playoff appearances. It is here that players like Killebrew, Kaat, Carew, Blayven, Hrbek and Puckett have been able to weave their own names into history, not only for the franchise, but for the game.

The records and All-Time Top Ten Lists below recognize this history by including the statistics of the Washington Senators of 1901-60, as their history is our history, and any franchise history without them would be incomplete.

## INDIVIDUAL SEASON RECORDS

[1901-2014]

### BATTING AND BASERUNNING

Average	388, Carew, 1977
Games	+164, Tovar, 1967
Plate Appearances	744, Puckett, 1985
At-Bats	691, Puckett, 1985
Runs	140, Knoblauch, 1996
Hits	239, Carew, 1977
Extra-Base Hits	84, Oliva, 1964
Total Bases	374, Oliva, 1964
Slugging Percentage	.614, Goslin, 1928
Singles	182, Rice, 1925
Doubles	51, Vernon, 1946
Triples	20, Goslin, 1925
Home Runs, Right-Handed	49, Killebrew, 1964, 69
Home Runs, Left-Handed	34, Hrbek, 1987
	Morneau, 2006
Home Runs, Rookie	33, Hall, 1963
Home Runs, Home	29, Killebrew, 1961
Home Runs, Road	28, Killebrew, 1962

Grand Slams	3, Allison, 1961
	Carew, 1976
	Hrbek, 1985
	Puckett, 1992
	Hunter, 2007
RBI	140, Killebrew, 1969
Walks	151, Yost, 1956
Hit-by-Pitch	24, Elberfeld, 1911
Strikeouts	145, Darwin, 1972
Fewest Strikeouts	9 (616 AB), Rice, 1929
Ground Into Doubleplay	28, Killebrew, 1970
Fewest Ground Into Doubleplays	2 (613 AB), Tovar, 1968
Sacrifice Hits	36, Hill, 1905
Sacrifice Flies	16, Gandil, 1914
Consecutive Game Hit-Streak	33, Manush, 1933
Stolen Bases	88, Milan, 1912
Caught Stealing	33, Milan, 1912
Stolen Base Percentage	.955, Casilla, 2012

### PITCHING

ERA	+1.14 (371.2 ip), Johnson, 1913
Win Percentage	.837 (36-7), Johnson, 1913
Wins	36, Johnson, 1913
Relief Wins	17, Campbell, 1976
Losses	+26, Townsend, 1904
	Groom, 1909
Decisions	46, Johnson, 1914
Saves	47, Nathan, 2009
Fireman Points	132, Nathan, 2009
Games	+90, Marshall, 1979
Games Started	42, Kaat, 1965
	Johnson, 1910
Complete Games	38, Johnson, 1910
Relief Appearances	*89, Marshall, 1979
Games Finished	*84, Marshall, 1979
Innings Pitched	373, Johnson, 1910

Hits	367, Orth, 1902
Runs	198, Carrick, 1901
Earned Runs	144, DeShong, 1937
Home Runs	#50, Blayven, 1986
Strikeouts	313, Johnson, 1910
Walks	146, Newsom, 1936
Hit-Batsmen	20, Johnson, 1923
Wild Pitches	21, Johnson, 1910
Shutouts	11, Johnson, 1913
Shutouts Lost	+10, Johnson, 1909
Consecutive Shutout Innings Pitched	+55.2, Johnson, 1913
1-0 Games Won	+5, Johnson, 1913 and 19
1-0 Games Lost	4, Johnson, 1909 and 16
Consecutive Wins	+16, Johnson, 1912
Consecutive Losses	16, Felton, 1980-82
One-Season	13, Felton, 1982

(# — denotes major league record; + — denotes league record; \* — denotes tie for league record)

## TEAM SEASON RECORDS

[1901-2014]

### MISCELLANEOUS

Highest Win Percentage (99-53)	.651 in 1933
Lowest Win Percentage (38-113)	.252 in 1904
Most Consecutive Wins	17 in 1912
Most Consecutive Losses	18 in 1948 and 59
Most Games	+164 in 1967
Fewest Games	110 in 1981

Most Home Games	*84 in 1985
Most Road Games	83 in 1967
Most Night Games	118 in 1990
Most Night Games Won	69 in 1991, 2002 and 06
Most Players Used	48 in 2014
Fewest Players Used	25 in 1908 and 17



# TEAM SEASON RECORDS

[1901-2014]

## BATTING AND BASERUNNING

Highest Batting Average.....	.303 in 1929	Fewest Triples.....	24 in 2004
Lowest Batting Average.....	.223 in 1909	Most Home Runs.....	225 in 1963
Most At-Bats.....	5677 in 1969	Fewest Home Runs.....	4 in 1917
Fewest At-Bats.....	4472 in 1918	Most Grand Slams.....	8 in 1961
Most Runs.....	892 in 1930	Fewest Grand Slams.....	0 in 1968
Fewest Runs.....	+380 in 1909	Most Walks.....	690 in 1956
Most Hits.....	1633 in 1996	Fewest Walks.....	257 in 1903
Fewest Hits.....	1112 in 1909	Most Strikeouts.....	1121 in 1997
Most Extra-Base Hits.....	551 in 2002	Fewest Strikeouts.....	296 in 1902
Fewest Extra-Base Hits.....	199 in 1909	Most Ground Into Doubleplays.....	172 in 1996
Most Total Bases.....	2440 in 2003	Fewest Ground Into Doubleplays.....	93 in 1965
Highest Slugging Percentage.....	.437 in 2002	Most Sacrifice Hits.....	142 in 1979
Lowest Slugging Percentage.....	.287 in 1910	Most Sacrifice Flies.....	72 in 2008
Most Singles.....	1209 in 1935	Most Left-on-Base.....	1305 in 1935
Fewest Singles.....	914 in 1967	Fewest Left-on-Base.....	998 in 1959
Most Doubles.....	348 in 2002	Most Stolen Bases.....	287 in 1913
Fewest Doubles.....	132 in 1908	Fewest Stolen Bases.....	32 in 1963
Most Triples.....	100 in 1932	Consecutive Scoreless Inns.....	+30 in 1964 and 78

## PITCHING

Lowest ERA.....	2.14 in 1918	Most Home Runs Allowed.....	233 in 1996
Highest ERA.....	5.76 in 1995	Fewest Home Runs Allowed.....	10 in 1907 and 18
Most Wins.....	102 in 1965	Most Strikeouts.....	1164 in 2006
Fewest Wins.....	38 in 1904	Fewest Strikeouts.....	300 in 1902
Most Losses.....	113 in 1904	Most Walks.....	779 in 1949
Fewest Losses.....	60 in 1965	Fewest Walks.....	284 in 1901
Most Saves.....	58 in 1970	Most Complete Games.....	137 in 1904
Most Innings Pitched.....	1497.2 in 1969	Fewest Complete Games.....	1 in 2006
Fewest Innings Pitched.....	1183.0 in 1901	Most Shutouts Won.....	25 in 1914
Most Runs Allowed.....	924 in 1956	Most Shutouts Lost.....	29 in 1909
Most Hits Allowed.....	1672 in 1935	Most 1-0 Games Won.....	#11 in 1914
Fewest Hits Allowed.....	1021 in 1918	Most 1-0 Games Lost.....	7 in 1915

## FIELDING

Most Errors.....	323 in 1901	Lowest Fielding Percentage.....	.936 in 1902
Fewest Errors.....	74 in 2002	Most Chances.....	6499 in 1969
Most Consecutive Errorless Games.....	12 in 2002	Fewest Chances.....	5672 in 1953
Most Passed Balls.....	40 in 1945	Most Putouts.....	4493 in 1969
Fewest Passed Balls.....	3 in 1927	Fewest Putouts.....	3944 in 1906
Most Doubleplays.....	203 in 1979	Most Assists.....	2232 in 1911
Fewest Doubleplays.....	66 in 1957	Fewest Assists.....	1422 in 2002
Highest Fielding Percentage.....	.987 in 2009		

(# — major league record; \* — tie for major league record; + — tie for league record)

# ALL-TIME TOP TEN

[1901-2014]

## BATTING

### SINGLE SEASON

#### BATTING AVERAGE

.388*	Rod Carew.....	1977
.379*	Goose Goslin.....	1928
.376	Ed Delehanty.....	1902
<b>.366+</b>	<b>Joe Mauer.....</b>	<b>2009</b>
.364*	Rod Carew.....	1974
.359	Cecil Travis.....	1941
.359	Rod Carew.....	1975
.356	Kirby Puckett.....	1988
.354	Goose Goslin.....	1926
.353*	Mickey Vernon.....	1946

#### GAMES

164*	Cesar Tovar.....	1967
163	Harmon Killebrew.....	1967
163+	Justin Morneau.....	2008
162	Harmon Killebrew.....	1966
162	Harmon Killebrew.....	1969
162**	Roy Smalley.....	1979
162**	Gary Gaetti.....	1984
161	Tony Oliva.....	1964
161	Cesar Tovar.....	1970
161	Kirby Puckett.....	1985
161	Kirby Puckett.....	1986
161	Paul Molitor.....	1996

### CAREER

#### BATTING AVERAGE

.334	Rod Carew.....	1967-78
.328	Heinie Manush.....	1930-35
.323	Sam Rice.....	1915-33
.323	Goose Goslin.....	1921-30, 33, 38
<b>.319</b>	<b>Joe Mauer.....</b>	<b>2004-14</b>
.318	Kirby Puckett.....	1984-95
.317	John Stone.....	1934-38
.314	Cecil Travis.....	1933-47
.309	Shane Mack.....	1990-94
.306	Brian Harper.....	1988-93

#### GAMES

2329	Harmon Killebrew.....	1954-74
2307	Sam Rice.....	1915-33
2084	Joe Judge.....	1915-32
1982	Clyde Milan.....	1907-22
1867	Ossie Bluege.....	1922-39
1805	Mickey Vernon.....	1939-48, 50-55
1783	Kirby Puckett.....	1984-95
1747	Kent Hrbek.....	1981-94
1690	Eddie Yost.....	1944-58
1676	Tony Oliva.....	1962-76



# ALL-TIME TOP TEN

[1901-2014]

## SINGLE SEASON

### AT-BATS

691*	Kirby Puckett.....	1985
680	Kirby Puckett.....	1986
672*	Tony Oliva.....	1964
668	Buddy Lewis.....	1937
666*	Zoilo Versalles.....	1965
660	Doc Cramer.....	1941
660	Paul Molitor.....	1996
659	Zoilo Versalles.....	1964
658	Heinie Manush.....	1933
657*	Kirby Puckett* and Cesar Tovar.....	1988 and 1971

### RUNS

140	Chuck Knoblauch.....	1996
128*	Rod Carew.....	1977
127	Joe Cronin.....	1930
126*	Zoilo Versalles.....	1970
122	Buddy Lewis.....	1938
121	Sam Rice.....	1930
121	Heinie Manush.....	1932
120	Buddy Myer.....	1932
120	Cesar Tovar.....	1970
119	Kirby Puckett and Sam Rice.....	1986 and 1929

### HITS

239*	Rod Carew.....	1977
234*	Kirby Puckett.....	1988
227	Sam Rice.....	1925
225*	Paul Molitor.....	1996
223	Kirby Puckett.....	1986
221*	Heinie Manush.....	1933
218*	Cecil Travis.....	1941
218*	Rod Carew.....	1974
217*	Tony Oliva.....	1964
216*	Sam Rice.....	1924 and 1926

### TOTAL BASES

374*	Tony Oliva.....	1964
365	Kirby Puckett.....	1986
358*	Kirby Puckett.....	1988
351	Rod Carew.....	1977
333	Kirby Puckett.....	1987
331	Roy Sievers.....	1957
331	Justin Morneau.....	2006
329	Goose Goslin.....	1925
328	Harmon Killebrew.....	1961
325	Heinie Manush.....	1932

### DOUBLES

51*	Mickey Vernon.....	1946
50	Stan Spence.....	1946
47	Justin Morneau.....	2008
46	Marty Cordova.....	1996
45	Joe Cronin.....	1933
45**	Zoilo Versalles.....	1965
45*	Kirby Puckett.....	1989
45*	Chuck Knoblauch.....	1994
45	<b>Torii Hunter.....</b>	<b>2007</b>
44	Joe Cronin.....	1931
44	Matt Lawton.....	2000

### TRIPLES

20*	Goose Goslin.....	1925
20*	Cristian Guzman.....	2000
19	Joe Cassidy.....	1904
19	Cecil Travis.....	1941
18	Howie Shanks.....	1921
18**	Goose Goslin.....	1923
18**	Sam Rice.....	1923
18*	Joe Cronin.....	1932
18	John Stone.....	1935
17	Goose Goslin.....	1924
17*	Heinie Manush.....	1933

## CAREER

### AT-BATS

8934	Sam Rice.....	1915-33
7835	Harmon Killebrew.....	1954-74
7663	Joe Judge.....	1915-32
7359	Clyde Milan.....	1907-22
7244	Kirby Puckett.....	1984-95
6930	Mickey Vernon.....	1939-48, 50-55
6440	Ossie Bluege.....	1922-39
6301	Tony Oliva.....	1962-76
6235	Rod Carew.....	1967-78
6192	Kent Hrbek.....	1981-94

### RUNS

1467	Sam Rice.....	1915-33
1258	Harmon Killebrew.....	1954-74
1154	Joe Judge.....	1915-32
1071	Kirby Puckett.....	1984-95
1037	Buddy Myer.....	1925-27, 29-41
1004	Clyde Milan.....	1907-22
971	Eddie Yost.....	1944-58
956	Mickey Vernon.....	1939-48, 50-55
950	Rod Carew.....	1967-78
903	Kent Hrbek.....	1981-94

### HITS

2889	Sam Rice.....	1915-33
2304	Kirby Puckett.....	1984-95
2291	Joe Judge.....	1915-32
2100	Clyde Milan.....	1907-22
2085	Rod Carew.....	1967-78
2024	Harmon Killebrew.....	1954-74
1993	Mickey Vernon.....	1939-48, 50-55
1917	Tony Oliva.....	1962-76
1828	Buddy Myer.....	1925-27, 29-41
1751	Ossie Bluege.....	1922-39

### TOTAL BASES

4026	Harmon Killebrew.....	1954-74
3833	Sam Rice.....	1915-33
3453	Kirby Puckett.....	1984-95
3239	Joe Judge.....	1915-32
3002	Tony Oliva.....	1962-76
2976	Kent Hrbek.....	1981-94
2963	Mickey Vernon.....	1939-48, 50-55
2792	Rod Carew.....	1967-78
2601	Clyde Milan.....	1907-22
2579	Goose Goslin.....	1921-30, 33, 38

### DOUBLES

478	Sam Rice.....	1915-33
421	Joe Judge.....	1915-32
414	Kirby Puckett.....	1984-95
391	Mickey Vernon.....	1939-48, 50-55
329	Tony Oliva.....	1962-76
312	Kent Hrbek.....	1981-94
309	<b>Joe Mauer.....</b>	<b>2004-14</b>
305	Buddy Myer.....	1925-27, 29-41
305	Rod Carew.....	1967-78
289	Goose Goslin.....	1921-30, 33, 38
289	Justin Morneau.....	2003-13

### TRIPLES

183	Sam Rice.....	1915-33
157	Joe Judge.....	1915-32
125	Goose Goslin.....	1921-30, 33, 38
113	Buddy Myer.....	1925-27, 29-41
108	Mickey Vernon.....	1939-48, 50-55
105	Clyde Milan.....	1907-22
93	Buddy Lewis.....	1935-49
90	Rod Carew.....	1967-78
87	Howie Shanks.....	1912-22
78	Cecil Travis.....	1933-47



# ALL-TIME TOP TEN

[1901-2014]

## SINGLE SEASON

### HOME RUNS

49*	Harmon Killebrew.....	1964
49*	Harmon Killebrew.....	1969
48*	Harmon Killebrew.....	1962
46	Harmon Killebrew.....	1961
45*	Harmon Killebrew.....	1963
44**	Harmon Killebrew.....	1967
42*	Roy Sievers.....	1957
42**	Harmon Killebrew.....	1959
41	Harmon Killebrew.....	1970
39	Harmon Killebrew and Roy Sievers.....	1966 and 1958

### RUNS BATTED IN

140*	Harmon Killebrew.....	1969
130	Justin Morneau.....	2006
129*	Goose Goslin.....	1924
129	Justin Morneau.....	2008
126*	Harmon Killebrew.....	1962
126	Joe Cronin.....	1930
126	Joe Cronin.....	1931
122	Harmon Killebrew.....	1961
121	Kirby Puckett.....	1988
120	Goose Goslin.....	1927

### WALKS

151	Eddie Yost.....	1956
145*	Harmon Killebrew.....	1969
141*	Eddie Yost.....	1950
131	Eddie Yost.....	1954
131*	Harmon Killebrew.....	1967
129*	Eddie Yost.....	1952
128	Harmon Killebrew.....	1970
126	Eddie Yost.....	1951
123	Eddie Yost.....	1953
114*	Harmon Killebrew.....	1971

### STRIKEOUTS

145*	Bob Darwin.....	1972
142*	Harmon Killebrew.....	1962
142	Carlos Gomez.....	2008
141	Josh Willingham.....	2012
138	Jim Lemon.....	1956
137*	Bob Darwin.....	1973
135	Harmon Killebrew.....	1964
130	Rich Becker.....	1997
130	Michael Cuddyer.....	2006
129	Jacque Jones.....	2002

### STOLEN BASES

88*	Clyde Milan.....	1912
75*	Clyde Milan.....	1913
63*	Sam Rice.....	1920
62	Danny Moeller.....	1913
62	Chuck Knoblauch.....	1997
61*	George Case.....	1943
58	Clyde Milan.....	1911
51*	George Case.....	1939
49	George Case.....	1944
49	Rod Carew.....	1976

## SINGLE SEASON

### WINS

36*	Walter Johnson.....	1913
33	Walter Johnson.....	1912
28*	Walter Johnson.....	1914
27*	Walter Johnson.....	1915
26*	Alvin Crowder.....	1932
25	Walter Johnson.....	1910
25	Walter Johnson.....	1911
25*	Walter Johnson.....	1916
25*	Jim Kaat.....	1966
24	4x, last Frank Viola.....	1988

## CAREER

### HOME RUNS

559	Harmon Killebrew.....	1954-74
293	Kent Hrbek.....	1981-94
256	Bob Allison.....	1958-70
221	Justin Morneau.....	2003-13
220	Tony Oliva.....	1962-76
207	Kirby Puckett.....	1984-95
201	Gary Gaetti.....	1981-90
192	<b>Torii Hunter</b> .....	<b>1997-2007</b>
180	Roy Sievers.....	1954-59
163	Tom Brunansky.....	1982-88

### RUNS BATTED IN

1540	Harmon Killebrew.....	1954-74
1086	Kent Hrbek.....	1981-94
1085	Kirby Puckett.....	1984-95
1045	Sam Rice.....	1915-33
1026	Mickey Vernon.....	1939-48, 50-55
1001	Joe Judge.....	1915-32
947	Tony Oliva.....	1962-76
931	Goose Goslin.....	1921-30, 33, 38
860	Justin Morneau.....	2003-13
848	Ossie Bluege.....	1922-3

### WALKS

1505	Harmon Killebrew.....	1954-74
1274	Eddie Yost.....	1944-58
943	Joe Judge.....	1915-32
864	Buddy Myer.....	1925-27, 29-41
838	Kent Hrbek.....	1981-94
795	Bob Allison.....	1958-70
735	Mickey Vernon.....	1939-48, 50-55
723	Ossie Bluege.....	1922-39
685	Clyde Milan.....	1907-22
680	Sam Rice.....	1915-33

### STRIKEOUTS

1629	Harmon Killebrew.....	1954-74
1033	Bob Allison.....	1958-70
965	Kirby Puckett.....	1984-95
877	Gary Gaetti.....	1981-90
870	<b>Torii Hunter</b> .....	<b>1997-2007</b>
839	Justin Morneau.....	2003-13
805	Michael Cuddyer.....	2001-11
798	Kent Hrbek.....	1981-94
737	Jacque Jones.....	1999-2005
716	Rod Carew.....	1967-78

### STOLEN BASES

495	Clyde Milan.....	1907-22
346	Sam Rice.....	1915-33
321	George Case.....	1937-45, 47
276	Chuck Knoblauch.....	1991-97
271	Rod Carew.....	1967-78
210	Joe Judge.....	1915-32
186	Cesar Iovar.....	1965-72
177	Howie Shanks.....	1912-22
166	Eddie Foster.....	1912-19
166	Bucky Harris.....	1919-28

# PITCHING

## CAREER

### WINS

417	Walter Johnson.....	1907-27
190	Jim Kaat.....	1959-73
149	Bert Blyleven.....	1970-76, 85-88
148	Brad Radke.....	1995-06
145	Camilo Pascual.....	1954-66
128	Jim Perry.....	1963-72
118	Dutch Leonard.....	1938-46
117	Firpo Marberry.....	1923-32, 36
112	Frank Viola.....	1982-89
105	Case Patten.....	1901-08



# ALL-TIME TOP TEN

[1901-2014]

## SINGLE SEASON

### LOSSES

26*	Happy Townsend	1904
26*	Bob Groom	1909
25	Walter Johnson	1909
23	Case Patten	1904
23	Beany Jacobson	1904
22	Bill Carrick	1901
22	Case Patten	1903
22	Al Orth	1903
22	Case Patten	1905
21	Harry Harper	1919

### EARNED RUN AVERAGE

1.14*	Walter Johnson	1913
1.27*	Walter Johnson	1918
1.36	Walter Johnson	1910
1.39*	Walter Johnson	1912
1.49*	Walter Johnson	1919
1.55	Walter Johnson	1915
1.65	Walter Johnson	1908
1.69	Bill Burns	1908
1.72	Walter Johnson	1914
1.90	Walter Johnson	1916

### GAMES

90*	Mike Marshall	1979
83**	Eddie Guardado	1996
81	J.C. Romero	2002
79	Eddie Guardado	1998
79*	Matt Guerrier	2009
78*	Bill Campbell	1976
77	Mike Trombley	1998
77	Juan Rincon	2004
76	Bob Wells	1999 and 2000
76	Matt Guerrier	2008

### GAMES STARTED

42*	Walter Johnson	1910
42*	Jim Kaat	1965
41*	Jim Kaat	1966
40	Buddy Groom	1912
40*	Walter Johnson	1914
40*	Jim Perry	1970
40	Bert Blyleven	1973
39**	Dean Chance	1967
39	Dean Chance	1968
39	Jim Perry	1971

### COMPLETE GAMES

38*	Walter Johnson	1910
37	Case Patten	1904
36	Al Orth	1902
36*	Walter Johnson	1911
36*	Walter Johnson	1916
35*	Walter Johnson	1915
34	Bill Carrick	1901
34	Walter Johnson	1912
33	Case Patten	1902
33*	Walter Johnson	1914

### SHUTOUTS

11*	Walter Johnson	1913
9*	Walter Johnson	1914
9*	Bob Porterfield	1953
9*	Bert Blyleven	1973
8**	Camilo Pascual	1961
8	Walter Johnson	1910
8	Walter Johnson	1917
8	Walter Johnson	1918
7	4x, last Walter Johnson	1919

## CAREER

### LOSSES

279	Walter Johnson	1907-27
159	Jim Kaat	1959-73
141	Camilo Pascual	1954-66
139	Brad Radke	1995-06
138	Bert Blyleven	1970-76, 85-88
130	Sid Hudson	1940-52
127	Case Patten	1901-08
125	Tom Hughes	1904-13
112	Pedro Ramos	1955-61
103	Tom Zachary	1919-25, 27-28

### EARNED RUN AVERAGE

2.17	Walter Johnson	1907-27
2.64	Doc Ayers	1913-19
2.67	Dean Chance	1967-69
2.69	Cy Falkenberg	1905-08
2.75	Harry Harper	1913-19
2.76	Charlie Smith	1906-09
2.83	Bert Gallia	1912-17
2.86	Joe Boehling	1912-16
3.02	Tom Hughes	1904-13
3.04	Jim Merritt	1965-68

### GAMES

802	Walter Johnson	1907-27
648	Eddie Guardado	1993-2003, 08
490	Rick Aguilera	1989-99
484	Jim Kaat	1959-73
470	Firpo Marberry	1923-32, 36
460	Joe Nathan	2004-11
432	Camilo Pascual	1954-66
420	Matt Guerrier	2004-10, 14
386	Juan Rincon	2001-08
378	Brad Radke	1995-06

### GAMES STARTED

666	Walter Johnson	1907-27
433	Jim Kaat	1959-73
377	Brad Radke	1995-06
345	Bert Blyleven	1970-76, 85-88
331	Camilo Pascual	1954-66
259	Frank Viola	1982-89
251	Dutch Leonard	1938-46
249	Jim Perry	1963-72
239	Sid Hudson	1940-52
237	Case Patten	1901-08

### COMPLETE GAMES

531	Walter Johnson	1907-27
206	Case Patten	1901-08
141	Bert Blyleven	1970-76, 85-88
139	Tom Hughes	1904-13
133	Jim Kaat	1959-73
130	Dutch Leonard	1938-46
119	Camilo Pascual	1954-66
112	Sid Hudson	1940-52
104	Bob Groom	1909-13
96	Jim Shaw	1913-21

### SHUTOUTS

110	Walter Johnson	1907-27
31	Camilo Pascual	1954-66
29	Bert Blyleven	1970-76, 85-88
23	Dutch Leonard	1938-46
23	Jim Kaat	1959-73
19	Bob Porterfield	1951-55
17	Case Patten	1901-08
17	Tom Hughes	1904-13
17	Jim Shaw	1913-21
17	Jim Perry	1963-72



# ALL-TIME TOP TEN

[1901-2014]

## SINGLE SEASON

### SAVES

47	Joe Nathan	2009
45*	Eddie Guardado	2002
44	Joe Nathan	2004
43	Joe Nathan	2005
42	Jeff Reardon	1988
42	Rick Aguilera	1991
41	Rick Aguilera	1992
41	Eddie Guardado	2003
39	Joe Nathan	2008
38	Rick Aguilera	1998

### INNINGS PITCHED

371.2*	Walter Johnson	1914
370.0*	Walter Johnson	1910
369.2*	Walter Johnson	1916
369.0	Walter Johnson	1912
357.2	Case Patten	1904
346.0*	Walter Johnson	1913
336.2*	Walter Johnson	1915
327.0*	Alvin Crowder	1932
326.0	Walter Johnson	1917
326.0	Walter Johnson	1918

### WALKS

146	Bobo Newson	1936
143	Ken Chase	1940
137	Jim Shaw	1914
128	Eric Erickson	1920
127	Jim Hughes	1975
124	Jimmie Deshong	1937
123	Jim Shaw	1917
122	Walt Masterson	1948
119	Joe Boehling	1915
116*	Rich Robertson	1996

### STRIKEOUTS

313*	Walter Johnson	1910
303*	Walter Johnson	1912
265*	Johan Santana	2004
258	Bert Blyleven	1973
249	Bert Blyleven	1974
243*	Walter Johnson	1913
238*	Johan Santana	2005
235	Johan Santana	2007
234	Dean Chance	1968
233	Bert Blyleven	1975
228	Bert Blyleven and Walter Johnson*	1972 and 1916

### HOME RUNS ALLOWED

50*	Bert Blyleven	1986
46	Bert Blyleven	1987
43	Pedro Ramos	1957
40**	Brad Radke	1996
39*	Pedro Ramos	1961
39*	Jim Perry	1971
38	Pedro Ramos	1958
38*	Carlos Silva	2006
37	Frank Viola	1986
35	Mike Smithson* and Eric Milton	1984 and 2000

### WIN PERCENTAGE

837*	Walter Johnson (36-7)	1913
800**	Stanley Coveleski (20-5)	1925
800	Firpo Marberry (16-4)	1931
800*	Johan Santana (12-3)	2003
800*	Francisco Liriano (12-3)	2006
774*	Frank Viola (24-7)	1988
773*	Bill Campbell (17-5)	1976
769	Jim Perry (20-6)	1969
769	Johan Santana (20-6)	2004
767*	Walter Johnson (23-7)	1924
760	Johan Santana (19-6)	2006

\* led league; \*\* tied for league lead; + led major leagues

bold indicates still active with Twins; Career batting based on 2000 at-bats;

Season pitching records based on 120 innings pitched; Career pitching records based on 500 innings pitched;

Career win percentage determined by at least 25 wins

## CAREER

### SAVES

260	Joe Nathan	2004-11
254	Rick Aguilera	1989-98
116	Eddie Guardado	1993-2003, 08
108	Ron Davis	1982-86
104	Jeff Reardon	1987-89
96	Firpo Marberry	1923-32, 36
88	Al Worthington	1964-69
88	Glen Perkins	2006-14
76	Ron Perranoski	1968-71
54	Mike Marshall	1978-80

### INNINGS PITCHED

5914.2	Walter Johnson	1907-27
3014.2	Jim Kaat	1959-73
2566.2	Bert Blyleven	1970-76, 85-88
2465.0	Camilo Pascual	1954-66
2451.0	Brad Radke	1995-06
2059.1	Case Patten	1901-08
1899.1	Dutch Leonard	1938-46
1883.0	Jim Perry	1963-72
1819.1	Sid Hudson	1940-52
1775.2	Tom Hughes	1904-13

### WALKS

1363	Walter Johnson	1907-27
909	Camilo Pascual	1954-66
729	Jim Kaat	1959-73
720	Sid Hudson	1940-52
694	Walt Masterson	1939-49, 52-53
688	Jim Shaw	1913-21
674	Bert Blyleven	1970-76, 85-88
572	Bump Hadley	1926-31, 35
568	Firpo Marberry	1923-32, 36
567	Tom Hughes	1904-13

### STRIKEOUTS

3509	Walter Johnson	1907-27
2035	Bert Blyleven	1970-76, 85-88
1885	Camilo Pascual	1954-66
1851	Jim Kaat	1959-73
1467	Brad Radke	1995-06
1381	Johan Santana	2000-07
1214	Frank Viola	1982-89
1025	Jim Perry	1963-72
887	Dave Goltz	1972-79
884	Tom Hughes	1904-13

### HOME RUNS ALLOWED

326	Brad Radke	1995-06
279	Jim Kaat	1961-73
243	Bert Blyleven	1970-76, 85-88
214	Camilo Pascual	1961-66
213	Frank Viola	1982-89
209	Pedro Ramos	1955-61
166	Jim Perry	1963-72
149	Eric Milton	1998-2003
144	Johan Santana	2000-07
128	Chuck Stobbs and Kyle Lohse	1953-61 and 2001-06

### WIN PERCENTAGE

717	Juan Berenguer (33-13)	1987-90
716	Johan Santana (78-31)	2000-06
622	Firpo Marberry (117-71)	1923-32, 36
602	Sam Jones (50-33)	1928-31
599	Walter Johnson (417-279)	1907-27
588	Mudcat Grant (50-35)	1964-67
587	Alvin Crowder (98-69)	1926-27, 30-34
587	Jim Perry (128-90)	1963-72
583	Monte Weaver (70-50)	1931-38
571	Joe Boehling (52-39)	1912-16
562	Alex Carrasquel (50-39)	1939-45

STYLING: JENNIFER





# TAKING FANS OVER THE MOON EVERY NIGHT

LIVE LOOK-INS AND ANALYSIS ON MLB TONIGHT™  
PLUS 5 LIVE GAMES EACH WEEK



OUR NATIONAL PASTIME ALL THE TIME®



GO TO [FINDMLBNETWORK.COM](http://FINDMLBNETWORK.COM) FOR CHANNEL NUMBER  
© 2015 MAJOR LEAGUE BASEBALL PROPERTIES, INC. ALL RIGHTS RESERVED.





YEAR TO YEAR



# TWINS YEARLY STANDINGS

YEAR	WON	LOST	TIED	PCT.	POS.	GA/GB	MANAGER	ATTENDANCE
1961.....	25	41	0	.379	9	-17.5	Lavagetto	
	45	49	1	.479			Mele	
	70	90	1	.438	7	-38.0	Combined	1,256,723
1962.....	91	71	1	.562	2	-5.0	Mele	1,433,116
1963.....	91	70	0	.565	3	-13.0	Mele	1,406,652
1964.....	79	83	1	.488	T-6	-20.0	Mele	1,207,514
1965.....	102	60	0	.630	1	+7.0	Mele	1,463,268
1966.....	89	73	0	.549	2	-9.0	Mele	1,259,374
1967.....	25	25	0	.500	6	-6.0	Mele	
	66	46	2	.589			Ermer	
	91	71	2	.562	T-2	-1.0	Combined	1,483,547
1968.....	79	83	0	.488	7	-24.0	Ermer	1,143,257
1969.....	97	65	0	.599	1	+9.0	Martin	1,349,327
1970.....	98	64	0	.605	1	+9.0	Rigney	1,261,887
1971.....	74	86	0	.463	5	-26.5	Rigney	940,858
1972.....	36	34	0	.514	3	-9.5	Rigney	
	41	43	0	.488			Quilici	
	77	77	0	.500	3	-15.5	Combined	797,901
1973.....	81	81	0	.500	3	-13.0	Quilici	907,499
1974.....	82	80	1	.506	3	-8.0	Quilici	662,401
1975.....	76	83	0	.478	4	-20.5	Quilici	737,156
1976.....	85	77	0	.525	3	-5.0	Mauch	715,394
1977.....	84	77	0	.522	4	-17.5	Mauch	1,162,727
1978.....	73	89	0	.451	4	-19.0	Mauch	787,878
1979.....	82	80	0	.506	4	-6.0	Mauch	1,070,521
1980.....	54	71	0	.432	4	-26.5	Mauch	
	23	13	0	.639			Goryl	
	77	84	0	.478	3	-19.5	Combined	769,206
1981 (1).....	11	25	1	.306	6	-11.5	Goryl	
	6	14	0	.300			Gardner	
	17	39	1	.304	7	-18.0	Combined	
1981 (2).....	24	29	0	.453	4	-6.0	Gardner	469,206
1982.....	60	102	0	.370	7	-33.0	Gardner	921,186
1983.....	70	92	0	.432	T-5	-29.0	Gardner	858,939
1984.....	81	81	0	.500	T-2	-3.0	Gardner	1,598,692
1985.....	27	35	0	.436	6	-7.5	Gardner	
	50	50	0	.500			Miller	
	77	85	0	.475	T-4	-14.0	Combined	1,651,814
1986.....	59	80	0	.425	7	-21.5	Miller	
	12	11	0	.522			Kelly	
	71	91	0	.438	6	-21.0	Combined	1,255,453
1987.....	85	77	0	.525	1	+2.0	Kelly	2,081,976
1988.....	91	71	0	.562	2	-13.0	Kelly	3,030,672
1989.....	80	82	0	.494	5	-19.0	Kelly	2,277,438
1990.....	74	88	0	.457	7	-29.0	Kelly	1,751,584
1991.....	95	67	0	.586	1	+8.0	Kelly	2,293,842
1992.....	90	72	0	.555	2	-6.0	Kelly	2,482,428
1993.....	71	91	0	.438	T-5	-23.0	Kelly	2,048,673
1994.....	53	60	0	.469	4	-14.0	Kelly	1,398,565
1995.....	56	88	0	.389	5	-44.0	Kelly	1,057,667
1996.....	78	84	0	.481	4	-21.5	Kelly	1,437,352
1997.....	68	94	0	.420	4	-18.5	Kelly	1,411,064
1998.....	70	92	0	.432	4	-19.0	Kelly	1,165,980
1999.....	63	97	1	.394	5	-33.0	Kelly	1,202,829
2000.....	69	93	0	.426	5	-26.0	Kelly	1,059,715
2001.....	85	77	0	.525	2	-6.0	Kelly	1,782,926
2002.....	94	67	0	.584	1	+13.5	Gardenhire	1,924,473
2003.....	90	72	0	.556	1	+4.0	Gardenhire	1,946,011
2004.....	92	70	0	.568	1	+9.0	Gardenhire	1,911,418
2005.....	83	79	0	.512	3	-16.0	Gardenhire	2,304,243
2006.....	96	66	0	.593	1	+1.0	Gardenhire	2,285,018
2007.....	79	83	0	.488	3	-17.0	Gardenhire	2,296,383
2008.....	88	75	0	.540	2	-1.0	Gardenhire	2,302,431
2009.....	87	76	0	.534	1	+1.0	Gardenhire	2,416,237
2010.....	94	68	0	.580	1	+6.0	Gardenhire	3,223,640
2011.....	63	99	0	.389	5	-32.0	Gardenhire	3,168,107
2012.....	66	96	0	.407	5	-22.0	Gardenhire	2,776,354
2013.....	66	96	0	.407	4	-27.0	Gardenhire	2,477,644
2014.....	70	92	0	.432	5	-20.0	Gardenhire	2,250,606
<b>TOTALS</b>	<b>4,274</b>	<b>4,335</b>	<b>8</b>	<b>.496</b>				<b>86,336,782</b>



# TWINS SEASON OPENER INFORMATION

## SEASON OPENER RECORD: 24-30

DATE	OPPONENT	W/L	SCORE	WINNING PITCHER	LOSING PITCHER	ATTENDANCE
4-11-61	at New York	L	6-0	Ramos	Ford	14,607
4-10-62	at Kansas City	L	2-4	Rakow	Kralick	21,012
4-9-63	Cleveland	L	4-5	Grant	Pascual	22,091
4-14-64	at Cleveland	W	7-6	Perry	Walker	25,617
4-12-65	New York	W	5-4	Fosnow	Ramos	15,388
4-12-66	Kansas City	W	2-1	Grant	Hunter	21,658
4-11-67	at Baltimore	L	3-6	Drabowsky	Kaat	39,812
4-10-68	at Washington	W	2-0	Chance	Pascual	32,063
4-8-69	at Kansas City	L	3-4	Drabowsky	Gzenda	17,688
4-7-70	at Chicago	W	12-0	Perry	John	11,473
4-6-71	Milwaukee	L	2-7	Pattin	Perry	18,823
4-15-72	at Oakland	L	3-4	Locker	LaRoche	9,912
4-6-73	at Oakland	W	8-3	Blyleven	Hunter	38,207
4-5-74	at Kansas City	W	6-4	Campbell	McDaniel	31,781
4-8-75	at Texas	W	11-4	Blyleven	Jenkins	28,787
4-9-76	at Texas	L	1-2	Perry	Campbell	28,947
4-9-77	at Oakland	L	4-7	Torrez	Schueler	12,562
4-5-78	at Seattle	L	2-3	Abbott	Goltz	45,235
4-6-79	at Oakland	W	5-3	Goltz	Langford	10,387
4-10-80	at Oakland	W	9-7	Corbett	McCatty	24,415
4-9-81	Oakland	L	1-5	Norris	Koosman	42,658
4-6-82	Seattle	L	7-11	Bannister	Redfern	52,279
4-8-83	Detroit	L	3-11	Morris	Havens	30,961
4-3-84	Detroit	L	1-8	Morris	Williams	34,381
4-9-85	at California	W	6-2	Viola	Witt	35,244
4-8-86	at Oakland	W	3-2	Viola	Codioli	44,726
4-7-87	Oakland	W	5-4	Frazier	Krueger	43,548
4-5-88	at New York	L	0-8	Rhoden	Viola	55,802
4-4-89	New York	L	2-4	John	Viola	52,394
4-9-90	at Oakland	L	3-8	Stewart	Anderson	48,219
4-9-91	at Oakland	L	2-7	Stewart	Morris	44,373
4-6-92	at Milwaukee	W	4-2	Willis	Nunez	52,470
4-6-93	Chicago	L	5-10	McDowell	Tapani	51,617
4-5-94	California	L	2-8	Langston	Tapani	41,012
4-26-95	at Boston	L	0-9	Sele	Erickson	32,980
4-1-96	Detroit	W	8-6	Radke	Lira	30,185
4-1-97	Detroit	W	7-5	Naulty	Miceli	43,216
4-1-98	at Toronto	L	2-3	Clemens	Tewksbury	41,387
4-6-99	Toronto	W	6-1	Radke	Hentgen	45,601
4-3-00	Tampa Bay	L	0-7	Trachsel	Radke	43,830
4-3-01	at Detroit	W	3-2	Radke	Weaver	40,104
4-1-02	at Kansas City	W	8-6	Romero	Bailey	40,605
3-31-03	at Detroit	W	3-1	Radke	Maroth	40,427
4-4-04	Cleveland	W	7-4	Rincon	Durbin	49,584
4-4-05	at Seattle	L	1-5	Moyer	Radke	46,249
4-4-06	at Toronto	L	3-6	Halladay	Santana	50,449
4-2-07	Baltimore	W	7-4	Santana	Bedard	48,711
3-31-08	Los Angeles - AL	W	3-2	Hernandez	Weaver	49,596
4-6-09	Seattle	L	1-6	Hernandez	Liriano	48,514
4-5-10	at Los Angeles - AL	L	3-6	Weaver	Baker	43,504
4-1-11	at Toronto	L	3-13	Romero	Pavano	47,984
4-6-12	at Baltimore	L	2-4	Arrieta	Pavano	46,773
4-1-13	Detroit	L	2-4	Verlander	Worley	38,282
3-31-14	at Chicago-AL	L	3-5	Sale	Nolasco	37,422

### SINGLE-DATE ATTENDANCE RECORDS IN MINNESOTA BY EACH CLUB

Club	Top Attendance	Day/Night	Date
Arizona	31,497	Night	Sunday, June 22, 2008
Atlanta	40,001	Night	Friday, June 11, 2010
Baltimore	52,284	Night	Friday, July 22, 1988
Boston	44,091	Night	Tuesday, July 5, 1988
Chicago-AL	51,617	Night	Tuesday, April 6, 1993
Chicago-NL	42,304	Night	Saturday, June 24, 2006
Cincinnati	35,034	Night	Friday, July 6, 2001
Cleveland	49,653	Night	Saturday, April 29, 1989
Colorado	40,814	Night	Wednesday, June 16, 2010
Detroit	54,088	Day	Tuesday, October 6, 2009
Miami	29,448	Day	Sunday, June 9, 2002
Houston	39,659	Day	Sunday, June 21, 2009
Kansas City	53,106	Day	Sunday, Sept. 27, 1987
Los Angeles-AL	52,625	Night	Saturday, Oct. 1, 1988
Los Angeles-NL	39,775	Night	Tuesday, June 28, 2011
Milwaukee	52,293	Night	Saturday, July 9, 1988
New York-AL	52,394	Night	Tuesday, April 4, 1989
New York-NL	30,913	Day	Monday, August 19, 2013
Oakland	52,008	Night	Saturday, June 4, 1988
Philadelphia	32,622	Night	Tuesday, June 12, 2012
Pittsburgh	30,670	Day	Thursday, June 18, 2009
St. Louis	35,002	Night	Saturday, June 27, 1998
Seattle	52,279	Night	Tuesday, April 6, 1982
Tampa Bay	43,830	Night	Monday, April 3, 2000
Texas	53,031	Night	Friday, April 10, 1992
Toronto	53,067	Night	Friday, April 8, 1988
Washington	24,793	Day	Thursday, June 19, 2008



# OPENING DAY LINEUPS 1961-2014

<b>1961</b> at New York	Pos.	<b>1962</b> at Kansas City	Pos.	<b>1963</b> vs. Cleveland	Pos.	<b>1964</b> at Cleveland	Pos.
Versalles	SS	Green	CF	Green	CF	Rollins	3B
Green	CF	Power	1B	Power	1B	Oliva	RF
Killebrew	1B	Killebrew	LF	Killebrew	LF	Allison	1B
Lemon	LF	Allison	RF	Allison	RF	Hall	CF
Allison	RF	Batthey	C	Allen	2B	Killebrew	LF
Batthey	C	Allen	2B	Batthey	C	Batthey	C
Bertoia	3B	Versalles	SS	Banks	3B	Versalles	SS
Gardner	2B	Rollins	3B	Versalles	SS	Allen	2B
Ramos	P	Kralick	P	Pascual	P	Pascual	P
Lavagetto	Mgr.	Mele	Mgr.	Mele	Mgr.	Mele	Mgr.
<b>1965</b> vs. New York	Pos.	<b>1966</b> vs. Kansas City	Pos.	<b>1967</b> at Baltimore	Pos.	<b>1968</b> at Washington	Pos.
Versalles	SS	Versalles	SS	Tovar	CF	Tovar	3B
Kindall	2B	Valdespino	LF	Rollins	3B	Carew	2B
Rollins	3B	Oliva	RF	Oliva	RF	Oliva	RF
Oliva	RF	Killebrew	3B	Killebrew	1B	Killebrew	1B
Killebrew	1B	Mincher	1B	Allison	LF	Allison	LF
Hall	CF	Hall	CF	Carew	2B	Roseboro	C
Allison	LF	Batthey	C	Batthey	C	Hernandez	SS
Zimmerman	C	Allen	2B	Versalles	SS	Uhlender	CF
Kaat	P	Grant	P	Kaat	P	Chance	P
Mele	Mgr.	Mele	Mgr.	Mele	Mgr.	Ermer	Mgr.
<b>1969</b> at Kansas City	Pos.	<b>1970</b> at Chicago	Pos.	<b>1971</b> vs. Milwaukee	Pos.	<b>1972</b> at Oakland	Pos.
Tovar	CF	Tovar	CF	Tovar	CF	Tovar	RF
Carew	2B	Carew	2B	Carew	2B	Thompson	SS
Oliva	RF	Killebrew	3B	Oliva	RF	Carew	2B
Killebrew	3B	Oliva	RF	Killebrew	3B	Killebrew	1B
Nettles	LF	Alyea	LF	Reese	1B	Darwin	CF
Reese	1B	Reese	1B	Alyea	LF	Brye	LF
Cardenas	SS	Mitterwald	C	Cardenas	SS	Soderholm	3B
Roseboro	C	Cardenas	SS	Mitterwald	C	Roof	C
Hall	P	Perry	P	Perry	P	Byleven	P
Martin	Mgr.	Rigney	Mgr.	Rigney	Mgr.	Rigney	Mgr.
<b>1973</b> at Oakland	Pos.	<b>1974</b> at Kansas City	Pos.	<b>1975</b> at Texas	Pos.	<b>1976</b> at Texas	Pos.
Hisle	CF	Ferrer	SS	Carew	2B	Carew	1B
Carew	2B	Carew	2B	Bostock	CF	Ford	RF
Darwin	RF	Hisle	CF	Hisle	LF	Braun	DH
Oliva	DH	Lis	1B	Darwin	RF	Hisle	LF
Braun	3B	Darwin	RF	Oliva	DH	Bostock	CF
Lis	1B	Killebrew	DH	Soderholm	3B	Wynegar	C
Thompson	SS	Braun	LF	Braun	1B	McKay	3B
Mitterwald	C	Hundley	C	Thompson	SS	Terrell	2B
Holt	LF	Terrell	3B	Borgmann	C	Thompson	SS
Byleven	P	Byleven	P	Byleven	P	Byleven	P
Quilici	Mgr.	Quilici	Mgr.	Quilici	Mgr.	Mauch	Mgr.
<b>1977</b> at Oakland	Pos.	<b>1978</b> at Seattle	Pos.	<b>1979</b> at Oakland	Pos.	<b>1980</b> at Oakland	Pos.
Wynegar	C	Powell	RF	Cubbage	3B	Cubbage	1B
Smalley	SS	Smalley	SS	Smalley	SS	Wilfong	2B
Carew	1B	Carew	1B	Landreaux	LF	Smalley	SS
Bostock	CF	Adams	DH	Jackson	1B	Landreaux	LF
Hisle	LF	Wynegar	C	Adams	DH	Goodwin	DH
Ford	RF	Ford	CF	Wynegar	C	Sofield	CF
Kusick	DH	Cubbage	3B	Sofield	RF	Wynegar	C
Cubbage	3B	Norwood	LF	Norwood	CF	Powell	RF
Randall	2B	Wilfong	2B	Wilfong	2B	Castino	3B
Goltz	P	Goltz	P	Goltz	P	Koosman	P
Mauch	Mgr.	Mauch	Mgr.	Mauch	Mgr.	Mauch	Mgr.
<b>1981</b> vs. Oakland	Pos.	<b>1982</b> vs. Seattle	Pos.	<b>1983</b> vs. Detroit	Pos.	<b>1984</b> vs. Detroit	Pos.
Powell	RF	Eisenreich	CF	Eisenreich	CF	Eisenreich	CF
Wilfong	2B	Ward	DH	Castino	2B	Teufel	2B
Castino	3B	Engle	RF	Ward	LF	Hrbek	1B
Smalley	SS	Smalley	SS	Hrbek	1B	Brunansky	RF
Adams	DH	Hrbek	1B	Brunansky	RF	Bush	DH
Ward	LF	Gaetti	3B	Gaetti	3B	Gaetti	3B
Hatcher	1B	Wynegar	C	Bush	DH	Hatcher	LF
Johnston	CF	Wilfong	2B	Laudner	C	Laudner	C
Smith	C	Hatcher	LF	Faedo	SS	Faedo	SS
Koosman	P	Redfern	P	Havens	P	Williams	P
Goryl	Mgr.	Gardner	Mgr.	Gardner	Mgr.	Gardner	Mgr.



# OPENING DAY LINEUPS 1961-2014

<b>1985</b>			<b>1986</b>		<b>1987</b>		<b>1988</b>	
at California	Pos.		at Oakland	Pos.	vs. Oakland	Pos.	at New York	Pos.
Puckett	CF		Puckett	CF	Gladden	DH	Gladden	LF
Hatcher	LF		Hatcher	LF	Lombardozi	2B	Gagne	SS
Hrbek	1B		Hrbek	1B	Puckett	CF	Puckett	CF
Smalley	SS		Brunansky	RF	Gaetti	3B	Hrbek	1B
Brunansky	RF		Salas	C	Hrbek	1B	Gaetti	3B
Stenhouse	DH		Gaetti	3B	Brunansky	RF	Bush	DH
Gaetti	3B		Smalley	DH	Davidson	LF	Brunansky	RF
Teufel	2B		Gagne	SS	Gagne	SS	Nieto	C
Laudner	C		Lombardozi	2B	Nieto	C	Lombardozi	2B
Viola	P		Viola	P	Byleven	P	Viola	P
Gardner	Mgr.		Miller	Mgr.	Kelly	Mgr.	Kelly	Mgr.
<b>1989</b>			<b>1990</b>		<b>1991</b>		<b>1992</b>	
vs. New York	Pos.		at Oakland	Pos.	at Oakland	Pos.	at Milwaukee	Pos.
Gladden	LF		Gladden	LF	Gladden	LF	Mack	LF
Backman	2B		Bush	RF	Knoblauch	2B	Knoblauch	2B
Puckett	CF		Puckett	CF	Puckett	RF	Puckett	CF
Gaetti	3B		Hrbek	1B	Hrbek	1B	Davis	DH
Hrbek	1B		Gaetti	3B	Davis	DH	Harper	C
Laudner	C		Harper	C	Harper	C	Larkin	1B
Castillo	RF		Larkin	DH	Pagliarulo	3B	Munoz	RF
Larkin	DH		Gagne	SS	Mack	CF	Leius	3B
Gagne	SS		Newman	2B	Gagne	SS	Gagne	SS
Viola	P		Anderson	P	Morris	P	Erickson	P
Kelly	Mgr.		Kelly	Mgr.	Kelly	Mgr.	Kelly	Mgr.
<b>1993</b>			<b>1994</b>		<b>1995</b>		<b>1996</b>	
vs. Chicago	Pos.		vs. California	Pos.	at Boston	Pos.	vs. Detroit	Pos.
Knoblauch	2B		Becker	CF	Knoblauch	2B	Knoblauch	2B
Mack	LF		Knoblauch	2B	Cole	CF	Becker	CF
Puckett	CF		Puckett	RF	Puckett	RF	Molitor	DH
Hrbek	1B		Winfield	DH	Munoz	DH	Cordova	LF
Winfield	DH		Munoz	LF	Maas	1B	Myers	C
Munoz	RF		Hrbek	1B	Cordova	LF	Hollins	3B
Harper	C		Walbeck	C	Leius	3B	Stahoviak	1B
Pagliarulo	3B		Leius	3B	Meares	SS	Meares	SS
Leius	SS		Meares	SS	Walbeck	C	Lawton	RF
Tapani	P		Tapani	P	Erickson	P	Radke	P
Kelly	Mgr.		Kelly	Mgr.	Kelly	Mgr.	Kelly	Mgr.
<b>1997</b>			<b>1998</b>		<b>1999</b>		<b>2000</b>	
vs. Detroit	Pos.		at Toronto	Pos.	vs. Toronto	Pos.	vs. Tampa Bay	Pos.
Knoblauch	2B		Nixon	CF	Hunter	CF	Walker	2B
Becker	CF		Gates	2B	Allen	LF	Guzman	SS
Molitor	DH		Molitor	DH	Walker	2B	Lawton	RF
Cordova	LF		Merced	1B	Coomer	3B	Huskey	DH
Lawton	RF		Cordova	LF	Lawton	RF	Koskie	3B
Steinbach	C		Lawton	RF	Cordova	DH	Coomer	1B
Stahoviak	1B		Coomer	3B	Mientkiewicz	1B	Jones	LF
Meares	SS		Steinbach	C	Steinbach	C	LeCroy	C
Walker	3B		Meares	SS	Guzman	SS	Hunter	CF
Radke	P		Tewksbury	P	Radke	P	Radke	P
Kelly	Mgr.		Kelly	Mgr.	Kelly	Mgr.	Kelly	Mgr.
<b>2001</b>			<b>2002</b>		<b>2003</b>		<b>2004</b>	
at Detroit	Pos.		at Kansas City	Pos.	at Detroit	Pos.	vs. Cleveland	Pos.
Guzman	SS		Jones	LF	Jones	LF	Stewart	LF
Rivas	2B		Guzman	SS	Guzman	SS	Rivas	2B
Lawton	RF		Mientkiewicz	1B	Hunter	CF	Mientkiewicz	1B
Koskie	3B		Ortiz	DH	LeCroy	DH	Koskie	3B
Ortiz	DH		Hunter	CF	Cuddyer	3B	Hunter	CF
Hunter	CF		Koskie	3B	Mientkiewicz	1B	Jones	RF
Jones	LF		Buchanan	RF	Mohr	RF	LeCroy	DH
Mientkiewicz	1B		Pierzynski	C	Pierzynski	C	Mauer	C
Pierzynski	C		Rivas	2B	Rivas	2B	Guzman	SS
Radke	P		Radke	P	Radke	P	Radke	P
Kelly	Mgr.		Gardenhire	Mgr.	Gardenhire	Mgr.	Gardenhire	Mgr.
<b>2005</b>			<b>2006</b>		<b>2007</b>		<b>2008</b>	
at Seattle	Pos.		at Toronto	Pos.	vs. Baltimore	Pos.	vs. Los Angeles-Al. Pos.	Pos.
Stewart	LF		Stewart	LF	Castillo	2B	Gomez	CF
Bartlett	SS		Castillo	2B	Punto	3B	Mauer	C
Mauer	C		Mauer	C	Mauer	C	Cuddyer	RF
Morneau	1B		White	DH	Cuddyer	RF	Morneau	1B
Hunter	CF		Hunter	CF	Morneau	1B	Young	LF
Jones	RF		Morneau	1B	Hunter	CF	Monroe	DH
Ford	DH		Batista	3B	White	LF	Lamb	3B
Cuddyer	3B		Kubel	RF	Cirillo	DH	Harris	2B
Rivas	2B		Castro	SS	Bartlett	SS	Everett	SS
Radke	P		Santana	P	Santana	P	Hernandez	P
Gardenhire	Mgr.		Gardenhire	Mgr.	Gardenhire	Mgr.	Gardenhire	Mgr.



# OPENING DAY LINEUPS 1961-2014

2009		2010		2011		2012	
Seattle	Pos.	at Los Angeles-AL	Pos.	at Toronto	Pos.	at Baltimore	Pos.
Span	LF	Span	CF	Span	CF	Span	CF
Casilla	2B	Hudson	2B	Nishioka	2B	Carroll	SS
Cuddyer	RF	Mauer	C	Mauer	C	Mauer	C
Morneau	1B	Morneau	1B	Morneau	1B	Morneau	DH
Kubel	DH	Cuddyer	RF	Young	LF	Willingham	LF
Crede	3B	Kubel	DH	Cuddyer	RF	Doumit	RF
Gomez	CF	Young	LF	Kubel	DH	Valencia	3B
Redmond	C	Hardy	SS	Valencia	3B	Parmelee	1B
Punto	SS	Punto	3B	Casilla	SS	Casilla	2B
Liriano	P	Baker	P	Pavano	P	Pavano	P
Gardenhire	Mgr.	Gardenhire	Mgr.	Gardenhire	Mgr.	Gardenhire	Mgr.

2013		2014	
Detroit	Pos.	at Chicago-AL	Pos.
Hicks	CF	Dozier	2B
Mauer	C	Suzuki	C
Willingham	LF	Mauer	1B
Morneau	1B	Willingham	LF
Doumit	DH	Colabello	DH
Plouffe	3B	Plouffe	3B
Parmelee	RF	Arcia	RF
Dozier	2B	Hicks	CF
Florimon	SS	Florimon	SS
Worley	P	Nolasco	P
Gardenhire	Mgr.	Gardenhire	Mgr.

## OPENING DAY INFORMATION

**Earliest:** March 31, 2003 at Detroit; March 31, 2008 vs. Los Angeles-AL; and March 31, 2014 at Chicago-AL

**Latest:** April 26, 1995 at Boston

**Largest crowd:** 55,802, April 5, 1988 at New York-AL

**Smallest crowd:** 9,912, April 15, 1972 at Oakland

**Coldest temperature:** 33 degrees, April 14, 1962 vs. Los Angeles-AL

**Twins Opening Day Opponents Through the Years:**

Oakland-12, Detroit-7, Toronto-5, New York-AL-4, Los Angeles-AL-4, Baltimore - 3, Chicago-AL-3, Cleveland-3, Kansas City-3, Seattle-3, Milwaukee-2, Texas-2, Boston-1, Tampa Bay-1, Washington-1

## TWINS ALL-TIME OPENING DAY STARTING PITCHERS

Year	Opp.	Pitcher (Line)
1961	at NYY	Pedro Ramos (W, 9.0 IP, 3 H, 0 R, 0 ER, 1 BB, 5 K)
1962	at KC	Jack Kralick (L, 6.0 IP, 5 H, 4 R, 4 ER, 0 BB, 3 K)
1963	CLE	Camilo Pascual (L, 7.0 IP, 6 H, 5 R, 5 ER, 2 BB, 3 K)
1964	at CLE	Camilo Pascual (ND, 3.0 IP, 7 H, 5 R, 5 ER, 2 BB, K)
1965	NYN	Jim Kaat (ND, 9.0 IP, 5 H, 4 R, 4 ER, 1 BB, 2 K)
1966	KC	Mudcat Grant (W, 9.0 IP, 6 H, 1 R, 1 ER, 2 BB, 1 K)
1967	at BAL	Jim Kaat (L, 4.0 IP, 4 H, 4 R, 4 ER, 1 BB, 3 K)
1968	at WAS	Dean Chance (W, 9.0 IP, 4 H, 0 R, 0 ER, 0 BB, 8 K)
1969	at KC	Tom Hall (ND, 5.2 IP, 9 H, 3 R, 1 ER, 0 BB, 2 K)
1970	at CWS	Jim Perry (W, 9.0 IP, 6 H, 0 R, 0 ER, 4 BB, 6 K)
1971	MIL	Jim Perry (L, 4.2 IP, 7 H, 3 R, 3 ER, 3 BB, 1 K)
1972	at OAK	Bert Blyleven (ND, 6.0 IP, 5 H, 2 R, 2 ER, 1 BB, 1 K)
1973	at OAK	Bert Blyleven (W, 9.0 IP, 10 H, 3 R, 2 ER, 2 BB, 7 K)
1974	at KC	Bert Blyleven (ND, 9.0 IP, 9 H, 4 R, 3 ER, 3 BB, 6 K)
1975	at TEX	Bert Blyleven (W, 6.1 IP, 6 H, 4 R, 4 ER, 4 BB, 8 K)
1976	at TEX	Bert Blyleven (ND, 9.0 IP, 6 H, 1 R, 1 ER, 0 BB, 8 K)
1977	at OAK	Dave Goltz (ND, 4.1 ip, 5 H, 4 R, 3 ER, 4 BB, 3 K)
1978	at SEA	Dave Goltz (W, 8.0 IP, 9 H, 3 R, 3 ER, 2 BB, 6 K)
1979	at OAK	Dave Goltz (W, 8.1 IP, 8 H, 3 R, 3 ER, 1 BB, 3 K)
1980	at OAK	Jerry Koosman (ND, 6.2 IP, 7 H, 4 R, 4 ER, 1 BB, 4 K)
1981	OAK	Jerry Koosman (L, 7.1 IP, 8 H, 4 R, 4 ER, 4 BB, 3 K)
1982	SEA	Pete Redfern (L, 5.0 IP, 6 H, 5 R, 5 ER, 1 BB, 2 K)
1983	DET	Brad Havens (L, 1.1 IP, 7 H, 8 R, 8 ER, 3 BB, 2 K)
1984	DET	Al Williams (6.1 IP, 8 H, 6 R, 6 ER, 2 BB, 2 K)
1985	at CAL	Frank Viola (W, 7.2 IP, 4 H, 2 R, 2 ER, 3 BB, 2 K)
1986	at CAL	Frank Viola (W, 7.0 IP, 7 H, 2 R, 2 ER, 3 BB, 2 K)
1987	OAK	Bert Blyleven (ND, 8.0 IP, 4 H, 4 R, 4 ER, 3 BB, 6 K)
1988	at NYY	Frank Viola (L, 5.0 IP, 8 H, 6 R, 6 ER, 1 BB, 6 K)
1989	NYN	Frank Viola (L, 6.0 IP, 8 H, 3 R, 3 ER, 4 BB, 1 K)
1990	at OAK	Allan Anderson (L, 4.0 IP, 7 H, 5 R, 4 ER, 3 BB, 1 K)
1991	at OAK	Jack Morris (L, 4.2 IP, 8 H, 7 R, 3 ER, 5 BB, 4 K)
1992	at MIL	Scott Erickson (ND, 6.0 IP, 5 H, 2 R, 2 ER, 2 BB, 1 K)
1993	CWS	Kevin Tapani (L, 3.1 IP, 8 H, 9 R, 8 ER, 1 BB, 2 K)
1994	CAL	Kevin Tapani (L, 3.2 IP, 10 H, 7 R, 7 ER, 3 BB, 1 K)
1995	at BOS	Scott Erickson (L, 4.2 IP, 7 H, 2 R, 1 ER, 2 BB, 3 K)
1996	DET	Brad Radke (W, 6.0 IP, 5 H, 1 R, 1 ER, 2 BB, 8 K)
1997	DET	Brad Radke (ND, 5.0 IP, 7 H, 5 R, 5 ER, 2 BB, 4 K)

Year	Opp.	Pitcher (Line)
1998	at TOR	Bob Tewksbury (L, 6.0 IP, 5 H, 3 R, 3 ER, 2 BB, 2 K)
1999	TOR	Brad Radke (W, 7.0 IP, 8 H, 1 R, 1 ER, 1 BB, 5 K)
2000	TB	Brad Radke (L, 5.0 IP, 9 H, 6 R, 6 ER, 0 BB, 4 K)
2001	at DET	Brad Radke (W, 8.0 IP, 6 H, 1 R, 1 ER, 1 BB, 2 K)
2002	at KC	Brad Radke (ND, 4.1 IP, 8 H, 6 R, 5 ER, 0 BB, 2 K)
2003	at DET	Brad Radke (W, 6.2 IP, 3 H, 1 R, 1 ER, 1 BB, 3 K)
2004	CLE	Brad Radke (ND, 6.0 IP, 11 H, 4 R, 2 ER, 0 BB, 3 K)
2005	at SEA	Brad Radke (L, 7.0 IP, 5 H, 5 R, 4 ER, 0 BB, 5 K)
2006	at TOR	Johan Santana (L, 5.2 IP, 10 H, 4 R, 4 ER, 1 BB, 3 K)
2007	BAL	Johan Santana (W, 6.0 IP, 7 H, 4 R, 4 ER, 2 BB, 6 K)
2008	LAA	Livan Hernandez (W, 7.0 IP, 7 H, 2 R, 2 ER, 0 BB, K)
2009	SEA	Francisco Liriano (L, 7.0 IP, 4 H, 4 R, 4 ER, 0 BB, 3 K)
2010	at LAA	Scott Baker (L, 4.2 IP, 5 H, 4 R, 4 ER, 3 BB, 3 K)
2011	at TOR	Carl Pavano (L, 4.0 IP, 6 H, 8 R, 7 ER, 2 BB, 3 K)
2012	at BAL	Carl Pavano (L, 7.0 IP, 5 H, 4 R, 4 ER, 2 BB, 1 K)
2013	DET	Vance Worley (L, 6.0 IP, 8 H, 3 R, 3 ER, 1 BB, 3 K)
2014	at CWS	Ricky Nolasco (L, 6.0 IP, 10 H, 5 R, 5 ER, 2 BB, 4 K)

## TWINS MOST OPENING DAY STARTS

Player	Starts
Killebrew.....	12
Carew.....	12
Hrbek.....	12
Puckett.....	11
Mauer.....	10
Oliva.....	10

Player	Starts
Radke.....	8
Blyleven.....	6
Viola.....	4
Goltz.....	3
7 pitchers tied.....	2



# YEAR-BY-YEAR TEAM STATISTICS

## 1961 TWINS STATISTICS

### Batting: (9th in A.L.)

PLAYER	AVG	G	AB	R	H	TB	2B	3B	HR	RBI	BB	SO	SB	GDP
Allison	.245	159	556	83	136	250	21	3	29	105	103	100	2	17
Altobelli	.221	41	95	10	21	34	2	1	3	14	13	14	0	2
Arrigo	.500	2	2	0	1	1	0	0	0	1	0	0	0	0
Battley	.302	133	460	70	139	216	24	1	17	55	53	65	3	18
Bequer	.238	57	86	13	20	40	1	2	5	18	2	12	0	1
Bertora	.212	95	104	15	22	27	2	0	1	8	20	12	0	3
Consolo	.000	11	6	0	0	0	0	0	0	0	0	1	0	1
Cueto	.000	4	5	1	0	0	0	0	0	0	1	1	0	0
Dobbeek	.168	72	125	12	21	38	3	1	4	14	13	18	1	2
Dotter	.000	1	1	0	0	0	0	0	0	0	0	0	0	0
Gardner	.235	45	153	13	36	48	9	0	1	11	11	14	0	7
Giel	.500	5	2	0	1	1	0	0	0	0	1	0	0	0
Green	.285	156	600	92	171	240	28	7	9	50	81	50	17	5
Henry	.143	20	28	1	4	4	0	0	0	3	2	7	0	3
Jacobs	.250	4	8	0	2	2	0	0	0	0	0	2	0	0
Kaat	.238	53	63	10	15	20	3	1	0	0	4	13	0	2
Killebrew	.288	150	541	94	156	328	20	7	46	122	107	109	1	11
Kralick	.151	33	86	8	15	16	0	0	1	6	2	14	0	1
Lee	.069	15	28	2	2	2	0	0	0	2	0	12	0	0
Lemon	.258	129	423	57	109	179	26	1	14	52	44	98	1	11
Leccio	.170	47	112	11	19	45	3	1	7	19	8	31	1	2
Martin	.246	108	374	44	92	135	15	5	6	36	13	42	3	9
McDevitt	.000	4	4	1	0	0	0	0	0	0	0	4	0	0
Mincher	.188	35	101	18	19	41	5	1	5	11	22	12	0	5
Moore	.000	6	4	0	0	0	0	0	0	0	2	1	0	1
Naragon	.302	57	139	10	42	52	2	1	2	11	4	8	0	5
Palmquist	.000	2	3	1	0	0	0	0	0	0	0	0	0	0
Pascual	.165	33	85	4	14	17	3	0	0	4	5	15	0	5
Pleis	.172	39	95	0	16	1	0	0	0	0	0	5	0	0
Ramos	.294	13	33	8	16	26	1	0	3	11	2	42	0	0
Rollins	.000	4	6	0	0	0	0	0	0	0	2	2	0	0
Sadowski	.000	4	18	3	5	9	1	0	1	3	2	4	0	0
Schroll	.278	6	18	3	5	9	1	0	1	3	2	4	0	0
Snyder	.000	3	5	0	0	0	0	0	0	0	0	1	0	0
Stange	.000	1	1	0	0	0	0	0	0	0	1	0	0	0
Stobbs	.375	6	8	2	3	4	1	0	0	1	1	2	0	0
Tuttle	.246	137	370	38	91	124	12	3	5	38	43	41	1	13
Valdivielso	.195	76	149	15	29	37	5	0	1	9	8	18	1	6
Vale	.156	33	32	0	5	7	2	0	0	4	3	3	0	2
Versalles	.280	129	510	65	143	199	25	5	7	53	25	61	16	8
Whisenant	.000	10	6	1	0	0	0	0	0	0	1	2	0	0
TOTALS	.250	161	5417	707	1353	2149	215	40	167	665	597	840	47	141

### Pitching: (7th in A.L.)

PLAYER	W	L	ERA	G	GS	CG	SHO	SV	IP	H	R	ER	HR	BB	SO
Arrigo	0	1	10.24	7	2	0	0	0	9.2	9	12	11	0	10	6
Bequer	0	0	27.00	1	0	0	0	0	1.0	4	3	3	0	1	0
Bruckbauer	0	0	INF	1	0	0	0	0	0.0	3	3	3	0	1	0
Cueto	1	3	8.18	7	5	0	0	0	21.1	27	24	17	7	10	5
Dotter	0	0	9.00	2	0	0	0	0	6.0	6	6	6	0	4	2
Giel	1	0	9.78	12	0	0	0	0	19.1	24	27	21	6	17	14
Kaat	9	17	3.90	36	29	8	1	0	200.2	187	105	87	12	82	122
Kralick	13	11	3.61	33	33	11	2	0	242.0	257	101	97	21	64	137
Lee	3	6	3.52	37	10	4	0	0	115.0	93	49	45	12	35	65
McDevitt	1	0	2.36	16	1	0	0	0	26.2	20	11	7	1	19	15
Moore	4	4	3.27	46	1	0	0	0	56.1	48	23	23	8	38	45
Palmquist	1	1	9.70	8	2	0	0	0	21.1	33	23	22	7	13	13
Pascual	15	16	3.46	35	33	15	8	0	252.1	205	114	97	26	100	221
Pleis	4	2	4.95	37	0	0	0	0	56.1	59	35	31	4	34	32
Ramos	11	20	3.95	42	34	9	3	0	264.1	265	134	116	39	79	174
Sadowski	0	2	6.82	15	1	0	0	0	33.0	49	29	25	6	11	12
Schroll	4	4	5.22	11	8	2	0	0	50.0	53	36	29	5	27	24
Stange	1	0	2.92	7	0	0	0	0	12.1	15	6	4	1	10	10
Stobbs	2	3	7.46	24	3	0	0	0	44.2	56	37	37	8	15	17
TOTALS	70	90	4.28	161	49	14	-	-	1432.1	1415	778	681	163	570	914

## 1962 TWINS STATISTICS

### Batting: (3rd in A.L.)

PLAYER	AVG	G	AB	R	H	TB	2B	3B	HR	RBI	BB	SO	SB	GDP
Allen	.269	159	573	79	154	231	27	7	12	64	62	82	0	10
Allison	.266	149	519	102	138	265	24	8	29	102	84	115	8	12
Arrigo	.000	1	0	0	0	0	0	0	0	0	0	0	0	0
Banks	.252	63	103	22	26	42	0	2	4	15	21	27	0	6
Battley	.280	148	522	58	146	205	20	3	11	57	57	48	0	18
Bonikowski	.148	29	27	3	4	4	0	0	0	0	1	15	0	0
Collum	.000	8	2	0	0	0	0	0	0	0	1	0	0	0
Donohue	.000	6	5	0	0	0	0	0	0	0	0	1	0	0
Gomez	.000	6	5	0	0	0	0	0	0	0	1	1	0	0
Gorrl	.192	37	26	6	5	13	0	1	2	2	2	6	0	1
Green	.271	158	619	97	168	249	33	3	14	63	88	36	8	8
Kaat	.180	48	100	9	18	26	3	1	1	10	8	40	0	0
Killebrew	.243	155	552	85	134	301	21	1	48	126	106	142	1	14
Kralick	.202	39	89	7	18	25	1	0	2	4	4	27	0	5
Lee	.211	9	19	2	4	4	0	0	0	1	1	7	0	0
Lemon	.176	12	17	1	3	6	0	0	1	5	3	4	0	1
Manning	.000	5	1	0	0	0	0	0	0	0	0	0	0	0
Maranda	.250	32	16	0	4	6	2	0	0	1	1	6	0	1
Martinez	.167	37	18	13	3	5	0	1	0	3	3	4	0	0
Mincher	.240	86	12	29	59	1	1	9	29	34	24	0	4	4
Moore	.000	49	5	0	0	0	0	0	0	0	3	0	0	0



## 1962 TWINS STATISTICS

### Batting: (3rd in A.L.)

PLAYER	AVG	G	AB	R	H	TB	2B	3B	HR	RBI	BB	SO	SB	GDP
Naragon	.229	24	35	1	8	9	1	0	0	3	3	1	0	1
Oliva	.444	9	9	3	4	5	1	0	0	3	3	2	0	0
Pascual	.268	34	97	9	26	36	4	0	2	19	6	8	0	3
Pleis	.286	21	14	1	4	4	0	0	0	1	1	5	0	0
Power	.290	144	611	80	177	257	28	2	16	63	22	35	7	12
Rollins	.298	159	624	96	186	267	23	5	16	96	75	62	3	13
Sadowski	.300	19	4	1	2	2	0	0	0	0	0	1	0	0
Snyder	.100	12	10	1	2	1	0	0	0	1	0	1	0	0
Stange	.059	44	17	1	1	1	0	0	0	0	1	9	0	0
Stigman	.044	40	45	2	2	2	0	0	0	2	2	22	0	1
Sullivan	.000	21	4	1	0	0	0	0	0	0	1	0	0	1
Tuttle	.211	110	123	21	26	35	4	1	1	13	19	14	1	4
Versalles	.241	160	568	69	137	212	18	3	17	67	37	71	5	13
Zimmerman	.274	34	62	8	17	21	4	0	0	7	3	5	0	0
TOTALS	.260	163	5561	798	1445	2293	215	39	185	758	649	825	33	129

### Pitching: (6th in A.L.)

PLAYER	W	L	ERA	G	GS	CG	SHO	SV	IP	H	R	ER	HR	BB	SO
Arrigo	0	0	18.00	1	0	0	0	0	1.0	3	3	2	0	1	1
Bonikowski	5	7	3.88	30	13	3	0	1	99.2	95	47	43	6	38	45
Collum	0	2	11.15	8	3	0	0	0	15.1	29	22	19	1	11	5
Donohue	0	1	6.97	6	1	0	0	1	10.1	12	8	8	2	6	3
Gomez	1	1	4.66	6	2	1	0	0	19.1	17	11	10	3	11	8
Kaat	18	14	3.14	39	35	16	5	0	269.0	243	106	94	23	75	173
Kralick	12	11	3.86	39	37	7	1	0	242.2	239	121	104	30	61	139
Lee	3	3	4.50	9	9	1	0	0	52.0	51	27	26	8	24	28
Manning	0	0	5.14	5	1	0	0	0	7.0	14	10	4	0	1	3
Maranda	1	3	4.46	32	4	0	0	0	72.2	69	43	36	11	35	36
Moore	8	3	4.73	49	0	0	0	6	64.2	55	35	34	8	30	58
Pascual	20	11	3.32	34	33	18	5	0	257.2	236	100	95	25	59	206
Pleis	2	5	4.40	21	4	0	0	0	45.0	46	27	22	7	14	31
Roland	0	0	0.00	1	0	0	0	0	2.0	1	0	0	0	0	1
Sadowski	1	1	5.03	19	0	0	0	0	33.0	37	19	19	6	11	15
Stange	4	3	4.45	44	6	1	0	3	95.0	98	57	47	14	39	70
Stigman	12	5	3.66	40	15	6	0	0	142.2	122	60	58	19	64	116
Sullivan	4	1	3.21	21	0	0	0	2	33.1	33	17	12	3	13	10
TOTALS	91	71	3.90	163	53	11	15	15	1462.1	1400	713	633	166	493	948

## 1963 TWINS STATISTICS

### Batting: (1st in A.L.)

PLAYER	AVG	G	AB	R	H	TB	2B	3B	HR	RBI	BB	SO	SB	GDP
Allen	.240	139	421	52	101	150	20	1	9	43	38	52	0	6
Allison	.271	148	527	99	143	281	25	4	35	91	90	109	6	7
Arrigo	.000	5	4	0	0	0	0	0	0	0	0	1	0	0
Banks	.155	25	71	5	11	24	4	0	3	8	9	21	0	2
Betty	.285	147	508	64	145	242	17	1	26	84	61	75	0	16
Becquer	.1	0	1	0	0	0	0	0	0	0	0	0	0	0
Dailey	.238	66	21	2	5	8	0	0	1	4	2	10	0	1
Dotter	.000	2	0	0	0	0	0	0	0	0	0	0	0	0
Fornieles	.167	11	16	1	3	3	0	1	0	1	0	3	0	0
Gott	.287	64	150	29	43	81	5	3	9	24	15	29	0	4
Green	.239	145	280	41	67	91	10	1	4	27	31	21	1	1
Hall	.260	156	497	88	129	259	21	5	33	80	63	101	3	8
Kaat	.131	36	61	2	8	12	1	0	1	8	2	19	0	1
Killebrew	.258	142	515	88	133	286	18	0	45	96	72	105	0	16
Kralick	.167	6	6	1	1	3	0	1	0	2	3	0	0	0
Lasher	.000	11	1	0	0	0	0	0	0	0	0	1	0	0
Lemon	.118	7	17	0	2	2	0	0	0	1	1	5	0	0
Mincher	.258	82	225	41	58	117	8	0	17	42	30	51	0	0
Moore	.333	31	3	0	1	1	0	0	0	0	0	0	0	1
Oliva	.429	7	7	0	3	3	0	0	0	0	0	2	0	0
Pascual	.250	33	92	9	23	30	5	1	0	12	3	15	0	3
Perot	.208	40	51	5	11	13	2	0	0	4	6	12	0	1
Pleis	.225	36	16	2	2	2	0	0	0	1	3	11	0	0
Post	.191	21	47	6	9	17	0	1	2	6	2	17	0	1
Power	.270	138	541	65	146	208	28	2	10	52	22	24	3	15
Ratiff	.190	10	21	2	4	8	1	0	1	3	2	7	0	0
Roggenburk	.143	36	7	0	1	1	0	0	0	0	1	2	0	0
Roland	.000	10	15	1	0	0	0	0	0	0	0	6	0	0
Rollins	.307	136	531	75	163	236	23	1	16	61	36	59	2	13
Siebler	.133	7	15	1	2	2	0	0	0	2	1	5	0	0
Stange	.096	32	52	3	5	6	1	0	0	1	5	14	0	1
Stigman	.107	33	84	4	9	10	0	0	0	4	7	48	0	2
Sullivan	.10	10	3	0	0	0	0	0	0	0	0	0	0	0
Tuttle	.000	16	3	0	0	0	0	0	0	0	0	0	0	2
Versalles	.261	159	621	74	162	249	31	13	10	54	33	66	7	11
Ward	.067	9	15	0	1	2	1	0	0	2	1	5	0	0
Wertz	.136	35	44	3	6	15	0	0	3	7	6	5	0	1
Williams	.233	3	0	0	0	0	0	0	0	0	0	0	0	0
Zimmerman	.232	39	56	3	13	14	1	0	0	3	2	8	0	3
TOTALS	.255	161	5531	767	1408	2376	223	35	225	722	547	912	32	116

## DID YOU *Know?*

...the last Twins pitcher to hit a home run was Jim Kaat, June 11, 1972 at Cleveland.



## 1963 TWINS STATISTICS

### Pitching: (3rd in A.L.)

PLAYER	W	L	ERA	G	GS	CG	SHO	SV	IP	H	R	ER	HR	BB	SO
Arrigo	1	2	2.81	5	1	0	0	0	15.2	12	5	5	2	4	13
Dalley	6	3	1.98	66	0	0	0	13	108.2	80	26	24	9	19	72
Dotter	0	0	0.00	2	0	0	0	0	2.0	0	0	0	0	0	2
Formelles	1	1	4.76	11	0	0	0	0	22.2	24	14	12	0	13	7
Kaat	10	10	4.20	31	27	7	1	0	178.1	195	96	83	24	38	105
Kralick	4	4	3.81	5	5	1	0	0	25.2	28	16	11	2	8	13
Lasher	0	0	4.91	11	0	0	0	0	11.1	12	10	6	1	11	10
Moore	1	3	6.92	31	1	0	0	0	38.2	50	34	30	8	17	38
Pascual	21	9	2.46	31	31	18	3	0	248.1	205	76	68	21	81	202
Perry	9	9	3.74	35	25	5	1	0	168.1	167	77	70	17	57	65
Pleis	6	2	4.37	36	4	1	0	0	68.0	67	37	33	10	16	37
Roggenburk	2	4	2.16	36	2	0	0	4	50.0	47	26	12	3	22	24
Roland	4	1	2.57	10	7	2	1	0	49.0	32	17	14	4	27	34
Siebler	2	1	2.77	7	5	2	0	0	38.2	25	13	12	6	12	22
Stange	12	5	2.62	32	20	7	2	0	164.2	145	53	48	21	43	100
Stigman	15	15	3.25	33	33	15	3	0	241.0	210	90	87	32	81	193
Sullivan	0	1	5.73	10	0	0	0	1	11.0	15	7	7	1	4	2
Williams	0	0	11.25	3	0	0	0	0	4.1	8	5	5	1	6	2
TOTALS	91	70	3.28	161	58	13	18	1446.1	1322	602	527	162	459	941	

## 1964 TWINS STATISTICS

### Batting: (4th in A.L.)

PLAYER	AVG	G	AB	R	H	TB	2B	3B	HR	RBI	BB	SO	SB	GDP
Allen	.214	74	243	28	52	80	8	1	6	20	33	30	1	5
Allison	.287	149	492	90	141	272	27	4	32	86	92	99	10	7
Arrigo	.172	41	29	3	5	6	1	0	0	3	2	7	0	0
Banks	.000	1	1	0	0	0	0	0	0	0	0	1	0	0
Batley	.272	131	405	33	110	165	17	1	12	52	51	49	1	23
Bethea	.167	10	30	4	5	6	1	0	0	2	4	4	0	0
Bloomfield	.143	7	7	1	1	1	0	0	0	0	0	0	0	0
Boswell	.222	4	9	1	2	2	0	0	0	1	0	2	0	0
Dalley	.14	0	0	0	0	0	0	0	0	0	0	0	0	0
Dotter	.0	0	0	0	0	0	0	0	0	0	0	0	0	0
Fischer	.0	0	0	0	0	0	0	0	0	0	0	0	0	0
Fosnow	.0	0	0	0	0	0	0	0	0	0	0	0	0	0
Goryl	.140	58	114	9	16	20	0	2	0	1	10	25	1	3
Grant	.167	39	60	8	10	12	2	0	0	3	2	18	0	2
Green	.000	26	15	3	0	0	0	0	0	0	4	6	0	0
Hall	.282	149	510	61	144	245	20	3	25	75	44	112	5	10
Henry	.122	22	41	4	5	14	1	1	2	5	2	17	0	1
Kaat	.169	46	83	11	14	24	1	0	3	11	11	31	0	1
Killebrew	.270	158	577	95	156	316	11	1	49	111	93	135	0	15
Kindal	.148	62	128	8	19	24	2	0	1	6	7	44	0	2
Klippstein	.000	33	2	0	0	0	0	0	0	0	1	4	0	2
Kostro	.272	59	103	10	28	42	5	0	0	3	12	4	21	0
McCabe	.158	14	19	3	3	0	0	0	0	2	0	8	0	0
Mincher	.237	120	287	45	68	157	12	4	23	56	27	51	0	8
Nieson	.000	7	1	1	0	0	0	0	0	0	0	0	0	0
Nossek	.000	7	1	1	0	0	0	0	0	0	0	0	0	0
Oliva	.323	161	672	109	217	374	43	9	32	94	34	68	12	9
Pascual	.181	36	94	3	17	24	7	0	0	8	8	9	0	1
Perry	.154	41	13	0	2	2	0	0	0	1	0	4	0	1
Pleis	.250	47	4	2	1	1	0	0	0	0	1	2	0	0
Power	.222	19	45	6	10	12	2	0	0	1	1	3	0	0
Reese	.000	10	27	2	4	4	0	0	0	0	0	11	0	0
Roland	.148	30	77	2	4	4	0	0	0	0	0	1	0	0
Rollins	.270	148	596	8	161	242	25	10	12	68	53	80	2	12
Shifflett	.000	2	0	0	0	0	0	0	0	0	0	2	0	0
Siebler	.0	0	0	0	0	0	0	0	0	0	0	0	0	0
Snyder	.155	26	71	3	11	16	2	0	1	9	4	11	0	4
Stange	.040	14	25	1	1	1	0	0	0	2	5	14	0	1
Stigman	.101	32	69	2	7	9	2	0	0	0	2	34	0	1
Versalles	.259	160	659	94	171	284	33	10	20	64	42	88	14	5
Ward	.226	12	31	4	7	9	2	0	0	2	6	13	0	0
Whitby	.000	4	1	0	0	0	0	0	0	0	1	0	0	0
Worthington	.063	41	16	2	1	1	0	0	0	0	2	0	0	6
Zimmerman	.200	63	120	6	24	27	3	0	0	12	10	15	0	6
TOTALS	.252	163	5610	737	1413	2395	227	46	221	707	553	1019	46	120

### Pitching: (5th in A.L.)

PLAYER	W	L	ERA	G	GS	CG	SHO	SV	IP	H	R	ER	HR	BB	SO
Arrigo	7	4	3.86	41	12	2	1	1	105.1	97	48	45	11	45	96
Boswell	2	0	4.30	4	4	0	0	0	23.1	21	11	11	4	12	25
Dalley	1	2	8.40	14	0	0	0	0	15.1	23	16	14	3	18	6
Dotter	0	0	2.25	3	0	0	0	0	4.1	3	2	1	1	3	6
Fischer	0	1	7.71	9	0	0	0	0	7.1	16	6	6	2	4	2
Fosnow	0	1	10.64	7	0	0	0	0	10.2	13	13	13	3	8	9
Grant	11	9	2.82	26	23	10	1	1	166.0	162	73	52	21	36	75
Kaat	17	11	3.22	36	34	13	0	0	243.0	231	100	87	23	60	171
Klippstein	0	4	1.96	33	0	0	0	2	46.1	44	12	10	4	20	39
Nieson	0	0	4.50	2	0	0	0	0	2.0	1	1	1	1	1	5
Pascual	15	12	3.30	36	36	14	1	0	267.1	245	121	98	30	98	213
Perry	6	3	3.46	42	1	0	0	1	65.1	61	26	25	7	23	55
Pleis	4	1	3.88	47	0	0	0	2	50.2	43	23	22	6	31	42
Roland	2	6	4.12	30	13	1	0	2	94.1	76	48	43	12	55	63
Shifflett	0	2	4.50	10	0	0	0	1	17.2	22	9	9	1	7	8
Siebler	0	0	4.91	9	0	0	0	0	11.0	10	6	6	1	6	10
Stange	3	6	4.73	14	11	2	0	0	79.2	78	45	42	13	19	54
Stigman	6	15	4.03	32	29	5	1	0	190.0	160	94	85	31	70	159
Whitby	0	0	9.00	4	0	0	0	0	6.1	8	6	6	3	1	2
Worthington	5	6	1.38	41	0	0	0	14	72.1	47	18	11	4	28	59
TOTALS	79	83	3.57	163	47	4	24	1478.1	1361	678	587	181	545	1099	



# 1965 TWINS STATISTICS

## Batting: (1st in A.L.)

PLAYER	AVG	G	AB	R	H	TB	2B	3B	HR	RBI	BB	SO	SB	GDP
Allen	.231	19	39	2	9	11	2	0	0	6	6	8	0	0
Allison	.233	135	438	71	102	195	14	5	23	78	73	114	10	5
Batthey	.297	131	394	36	117	161	22	2	6	60	50	23	0	7
Boswell	.316	36	38	7	12	14	0	1	0	1	1	6	0	1
Cimino	.000	1	0	0	0	0	0	0	0	0	0	0	0	0
Fosnow	.000	29	0	0	0	0	0	0	0	0	0	0	0	0
Grant	.155	30	97	15	15	22	3	2	0	8	7	27	0	1
Hall	.285	148	522	81	149	242	25	4	20	86	51	79	14	1
Kaat	.247	56	93	6	23	30	4	0	1	9	5	29	2	1
Killebrew	.269	113	401	78	108	201	16	1	25	75	72	69	0	10
Kindall	.196	125	342	41	67	99	12	1	6	36	36	97	2	6
Klippstein	.000	56	8	0	0	0	0	0	0	0	1	3	0	1
Kosco	.236	23	55	3	13	20	4	0	1	6	1	15	0	0
Kostro	.105	20	31	2	5	7	2	0	0	1	4	5	0	1
Merritt	.136	16	22	1	3	3	0	0	0	3	2	14	0	0
Mincher	.251	128	346	43	87	176	17	3	22	65	49	73	1	3
Nelson	.111	28	29	0	1	0	0	0	0	0	0	5	0	0
Neszek	.178	87	170	19	37	52	9	0	2	16	7	22	2	5
Oliva	.321	149	576	107	185	283	40	5	16	98	55	64	19	8
Pascual	.200	27	60	12	19	28	1	0	2	8	2	8	0	2
Perry	.170	36	53	3	9	12	1	1	0	3	1	16	0	0
Pleis	.000	41	7	0	0	0	0	0	0	0	0	3	0	0
Quilici	.208	56	149	16	31	38	5	1	0	7	15	33	1	4
Reese	.286	14	7	0	2	3	1	0	0	0	2	2	0	0
Roggenburk	.000	12	3	1	0	0	0	0	0	0	1	1	0	0
Rollins	.249	140	469	59	117	156	22	1	5	32	37	54	4	13
Sevick	.063	12	16	1	1	2	1	0	0	0	1	5	0	1
Siebler	.000	7	1	0	0	0	0	0	0	0	0	1	0	0
Stigman	.133	33	15	0	2	3	1	0	0	0	0	3	0	0
Tovar	.208	18	25	3	5	4	0	0	0	2	0	3	2	0
Unleander	.182	13	22	3	4	4	0	0	0	1	0	3	2	0
Valdespino	.261	108	245	38	64	79	8	2	1	22	20	28	7	1
Versalles	.273	160	666	126	182	308	45	12	19	77	41	122	27	7
Worthington	.111	62	10	1	1	1	0	0	0	0	2	4	0	0
Zimmerman	.214	83	154	8	33	39	1	1	1	11	12	23	0	6
TOTALS	.254	162	5488	774	1396	2187	257	42	150	711	554	969	92	93

## Pitching: (3rd in A.L.)

PLAYER	W	L	ERA	G	GS	SHO	SV	IP	H	R	ER	HR	BB	SO
Boswell	6	5	3.40	27	12	1	0	106.0	77	43	40	20	46	85
Cimino	0	0	0.00	1	0	0	0	1.0	0	0	0	0	0	0
Fosnow	3	3	4.40	29	0	0	1	46.2	33	29	23	7	25	35
Grant	21	7	3.30	41	39	14	6	270.1	252	107	99	34	61	142
Kaat	18	11	2.83	45	42	7	2	264.1	267	121	83	25	63	154
Klippstein	9	3	2.25	56	0	0	0	76.1	59	22	19	8	31	59
Merritt	5	4	3.16	16	9	1	0	76.2	68	29	27	11	20	61
Nelson	0	4	4.09	28	3	0	0	54.2	57	29	25	7	23	31
Pascual	9	3	3.35	27	27	5	2	156.0	126	67	58	12	63	96
Perry	12	7	2.63	36	19	4	0	167.2	142	57	48	18	47	88
Pleis	4	4	3.00	41	2	0	0	91.1	49	20	17	3	27	33
Roggenburk	1	0	3.43	12	0	0	0	21.0	21	10	8	1	12	6
Siebler	0	0	4.20	7	1	0	0	15.0	11	7	7	2	11	15
Stigman	4	2	4.37	33	8	0	0	70.0	59	34	34	14	33	70
Worthington	10	7	2.14	62	0	0	0	80.1	57	25	19	4	41	59
TOTALS	102	60	3.14	162	162	32	12	31	1457.1	1278	600	508	166	503

# 1966 TWINS STATISTICS

## Batting: (3rd in A.L.)

PLAYER	AVG	G	AB	R	H	TB	2B	3B	HR	RBI	BB	SO	SB	GDP
Allen	.238	101	319	34	76	111	18	1	5	30	26	40	2	10
Allison	.220	70	168	34	37	69	6	1	8	19	30	34	6	2
Batthey	.255	115	364	30	93	119	12	1	4	34	43	30	4	15
Boswell	.143	32	63	4	9	10	1	0	0	3	0	18	0	2
Cimino	.000	5	1	0	0	0	0	0	0	0	1	4	0	0
Clark	1.000	5	1	0	1	1	0	0	0	1	0	0	0	0
Grant	.192	35	78	5	15	20	5	0	0	10	3	23	0	3
Hall	.239	120	356	52	85	160	7	4	20	47	33	66	1	14
Kaat	.195	47	118	12	23	33	2	1	2	13	5	41	0	1
Keller	.000	3	1	0	0	0	0	0	0	0	0	0	0	0
Killebrew	.281	162	569	89	160	306	27	1	39	110	103	98	0	12
Klippstein	.000	26	3	0	0	0	0	0	0	0	0	3	0	0
Kosco	.222	57	158	11	35	46	5	0	2	13	7	31	0	4
Merritt	.103	31	39	2	4	5	1	0	0	1	4	16	0	1
Mincher	.251	139	431	53	108	180	30	0	14	62	58	68	3	13
Mittenwald	.200	3	5	1	1	1	0	0	0	0	0	0	0	0
Nolan	.260	51	96	1	25	29	2	0	0	7	7	13	0	2
Neszek	.000	4	0	0	0	0	0	0	0	0	0	0	0	0
Oliva	.307	159	622	99	191	312	32	7	25	87	42	72	13	16
Oltum	.000	3	2	0	0	0	0	0	0	0	0	1	0	0
Pascual	.216	21	37	3	8	9	1	0	0	1	0	5	0	3
Perry	.220	33	59	5	13	20	4	0	1	7	5	18	0	0
Pleis	.000	8	0	0	0	0	0	0	0	0	0	0	0	0
Reese	.000	3	2	0	0	0	0	0	0	0	1	2	0	0
Roggenburk	.12	0	0	0	0	0	0	0	0	0	0	0	0	0
Roland	.000	1	0	0	0	0	0	0	0	0	0	0	0	0
Rollins	.245	90	269	30	66	105	7	1	10	40	13	34	0	9
Siebler	.000	23	1	0	0	0	0	0	0	0	0	2	0	0
Tovar	.260	124	465	57	121	156	19	5	2	41	44	50	16	7
Unleander	.226	105	367	39	83	105	12	2	22	27	33	10	4	4
Valdespino	.176	52	108	11	19	28	1	1	2	9	4	24	2	5
Versalles	.249	137	543	73	135	188	20	6	7	36	40	85	10	11
Worthington	.273	65	11	2	3	6	3	0	0	3	0	6	0	0
Zimmerman	.252	60	119	11	30	39	4	1	1	15	15	23	0	4
TOTALS	.249	162	5390	663	1341	2058	219	33	144	611	513	844	67	138



## 1966 TWINS STATISTICS

### Pitching: (2nd in A.L.)

PLAYER	W	L	ERA	G	GS	CG	SHO	SV	IP	H	R	ER	HR	BB	SO
Boswell	12	5	3.14	28	21	8	1	0	169.1	120	66	59	19	65	173
Cimino	2	5	2.91	35	0	0	0	3	64.2	53	27	21	4	30	57
Grant	13	13	3.25	35	35	10	3	0	249.0	248	104	90	23	49	110
Kaat	25	13	2.74	41	41	19	3	0	304.2	271	114	93	29	55	205
Keller	0	0	5.40	2	0	0	0	0	5.1	7	4	3	1	2	1
Klingstein	1	1	3.38	26	0	0	0	3	40.0	35	15	15	2	20	26
Merritt	7	14	3.38	3	16	5	0	3	144.0	112	57	54	17	33	124
Ollum	0	0	3.60	3	1	0	0	0	10.0	8	4	4	1	1	11
Pascual	8	6	4.89	21	19	2	0	0	103.0	113	63	56	9	30	56
Perry	11	7	2.54	33	25	8	1	0	184.0	149	61	52	17	53	122
Pleis	1	2	2.00	8	0	0	0	0	9.1	5	6	2	1	4	9
Rogenbark	1	2	6.00	12	0	0	0	1	12.1	14	8	8	4	10	3
Roland	0	0	0.00	1	0	0	0	0	2.0	0	0	0	0	0	1
Siebler	2	2	3.42	23	2	0	0	1	49.2	47	26	19	6	14	24
Worthington	6	3	2.47	65	0	0	0	11	91.1	66	26	25	6	27	93
TOTALS	89	73	3.13	162		52	11	22	1438.2	1246	581	501	139	392	1015

## 1967 TWINS STATISTICS

### Batting: (4th in A.L.)

PLAYER	AVG	G	AB	R	H	TB	2B	3B	HR	RBI	BB	SO	SB	GDP
Allison	.258	153	496	73	128	233	21	6	24	75	74	114	6	5
Batthey	.165	48	109	6	18	23	3	1	0	8	13	24	0	4
Bond	.313	10	16	4	5	9	1	0	1	5	3	1	0	0
Boswell	.219	44	73	12	16	23	2	1	1	3	1	26	0	2
Carew	.292	137	514	66	150	210	22	7	8	51	37	91	5	12
Chance	.033	41	92	2	3	3	0	0	0	7	58	0	0	0
Clark	.167	20	60	7	10	21	3	1	2	11	4	2	0	3
Grant	.179	11	28	6	5	5	0	0	0	2	1	2	0	1
Hardy	.375	11	8	1	4	6	0	0	0	2	1	1	0	0
Hernandez	.143	29	28	1	4	4	0	0	0	3	0	6	0	0
Izquierdo	.269	16	26	4	7	9	2	0	0	2	1	2	0	0
Kaat	.172	45	99	7	17	25	3	1	1	4	7	26	0	2
Kelly	.000	8	1	1	0	0	0	0	0	0	0	1	0	0
Killebrew	.269	163	547	105	147	305	24	1	44	113	131	111	1	16
Kline	.000	54	5	0	0	0	0	0	0	0	0	3	0	0
Kosco	.143	9	28	4	4	5	1	0	0	4	2	4	0	1
Kostrko	.323	32	31	4	10	10	0	0	0	2	3	2	0	2
Merritt	.135	37	74	4	10	13	3	0	0	7	33	0	0	0
Nelson	.333	3	0	0	0	0	0	0	0	0	0	0	0	0
Nettes	.235	74	170	16	40	51	6	1	22	18	29	0	0	4
Nixon	.289	146	557	76	161	258	34	6	17	83	44	61	11	9
Oliva	.200	21	5	0	1	1	0	0	0	0	0	1	0	0
Ollum	.190	39	42	2	8	12	1	0	1	7	0	6	0	2
Quilici	.105	23	19	2	2	3	1	0	0	0	3	4	0	1
Reese	.248	95	101	13	25	42	5	0	4	20	8	17	0	1
Roland	.000	25	3	0	0	0	0	0	0	0	0	1	0	0
Rollins	.245	109	339	31	83	116	11	2	6	39	27	58	1	10
Siebler	.267	2	0	0	0	0	0	0	0	0	0	0	0	0
Tovar	.267	164	649	98	173	237	32	7	6	47	46	51	19	8
Urbander	.258	193	415	41	107	158	19	7	6	49	13	45	4	4
Vaidespino	.165	39	97	16	21	2	0	0	1	3	5	22	3	1
Versalles	.200	160	581	63	116	164	16	7	6	50	33	113	5	15
Worthington	.000	59	8	0	0	0	0	0	0	1	5	0	0	0
Zimmerman	.167	104	234	13	39	45	3	0	1	12	22	49	0	8
TOTALS	.240	164	5458	671	1309	2014	216	48	131	619	512	976	55	114

### Pitching: (2nd in A.L.)

PLAYER	W	L	ERA	G	GS	CG	SHO	SV	IP	H	R	ER	HR	BB	SO
Boswell	14	12	3.27	37	32	11	3	0	222.2	162	84	81	14	107	204
Chance	20	14	2.73	41	39	18	5	1	283.2	244	109	86	17	68	220
Grant	5	6	4.74	27	14	2	0	0	95.1	121	56	50	10	17	50
Kaat	16	13	3.05	42	38	13	2	0	263.1	269	110	89	21	42	211
Kline	7	1	3.75	54	0	0	0	5	71.2	71	33	30	10	15	36
Merritt	13	7	2.53	37	28	11	4	0	227.2	196	72	64	21	30	161
Nelson	0	0	54.00	1	0	0	0	0	0.1	3	2	2	1	0	0
Ollum	0	1	5.40	21	2	0	0	0	35.0	33	24	21	4	11	17
Perry	8	7	3.02	37	11	3	2	0	130.2	123	51	44	8	50	94
Roland	0	1	3.00	25	0	0	0	0	35.2	33	12	12	3	17	16
Siebler	0	0	3.00	2	0	0	0	0	3.0	4	1	1	0	1	0
Worthington	8	9	2.84	59	0	0	0	16	92.0	77	36	29	6	38	80
TOTALS	91	71	3.14	164		58	18	24	1461.0	1336	590	509	115	396	1089

## 1968 TWINS STATISTICS

### Batting: (2nd in A.L.)

PLAYER	AVG	G	AB	R	H	TB	2B	3B	HR	RBI	BB	SO	SB	GDP
Allison	.247	145	469	63	116	214	16	8	22	52	52	98	9	16
Boswell	.233	37	60	8	14	29	3	1	1	24	0	24	0	0
Carew	.273	127	461	46	126	160	27	2	1	42	26	71	12	11
Chance	.054	43	93	0	5	5	0	0	0	3	3	63	0	0
Clark	.185	104	227	14	42	52	5	1	1	13	16	44	3	2
Hall	.000	11	9	2	0	0	0	0	0	0	0	0	0	0
Hernandez	.176	83	199	13	35	44	3	0	2	17	9	52	5	3
Holt	.208	70	106	9	22	26	2	1	0	8	4	20	0	3
Kaat	.156	36	77	7	12	15	3	0	0	5	2	18	0	2
Keller	.000	8	1	0	0	0	0	0	0	0	0	1	0	0
Kelly	.114	12	35	2	4	9	2	0	1	2	3	10	0	1
Killebrew	.210	100	295	40	62	124	7	2	17	40	70	70	0	13
Kostrko	.241	63	108	9	26	32	4	1	0	9	6	20	0	2
Look	.246	39	118	7	26	33	4	0	0	9	20	24	0	5
Merritt	.141	38	71	10	10	12	2	0	0	1	5	22	0	2
Miller	.143	45	7	0	1	1	0	0	0	1	3	3	0	0
Mitterwald	.206	11	34	1	7	8	1	0	0	1	3	8	0	1



## 1968 TWINS STATISTICS

### Batting: (2nd in A.L.)

PLAYER	AVG	G	AB	R	H	TB	2B	3B	HR	RBI	BB	SO	SB	GDP
Morris	.000	3	3	1	0	0	0	0	0	0	0	1	0	0
Nettles	.224	22	76	13	17	36	2	1	5	8	7	20	0	2
Oliva	.289	128	470	54	136	224	24	5	18	68	45	61	10	10
Perranoski	.000	66	7	0	0	0	0	0	0	0	0	3	0	0
Perry	.143	32	42	4	6	13	1	0	2	5	2	12	0	1
Quilici	.245	97	329	22	56	78	11	4	1	22	21	45	3	5
Reese	.259	126	332	40	86	117	15	2	4	28	18	36	0	6
Renick	.216	42	97	16	21	39	5	2	3	13	9	42	0	2
Roland	.000	29	8	0	0	0	0	0	0	1	1	4	0	0
Rollins	.241	93	203	14	49	72	5	0	6	30	10	34	3	6
Roseboro	.216	135	380	31	82	118	12	0	8	39	46	57	2	7
Stephen	.000	2	3	0	0	0	0	0	0	0	0	1	0	0
Tovar	.272	157	613	89	167	228	31	6	6	47	34	41	35	2
Uhlalaender	.283	140	488	52	138	190	21	5	7	52	28	46	16	3
Worthington	.000	54	7	0	0	0	0	0	0	0	0	5	0	0
Zimmerman	.111	24	45	3	5	6	1	0	0	2	3	10	0	0
TOTALS	.237	162	5373	562	1274	1878	207	41	105	522	445	966	98	106

### Pitching: (6th in A.L.)

PLAYER	W	L	ERA	G	GS	CG	SHO	SV	IP	H	R	ER	HR	BB	SO
Boswell	10	13	3.32	34	28	7	2	0	190.0	148	79	70	19	87	143
Chance	16	16	2.53	43	39	15	6	0	292.0	224	96	82	15	63	234
Hall	2	1	2.40	8	4	0	0	0	29.2	27	15	8	1	12	18
Kaat	14	12	2.94	30	29	9	2	0	208.0	192	78	68	16	40	130
Keller	0	1	2.81	7	1	0	0	0	16.0	18	6	5	2	4	11
Merritt	12	16	3.25	38	34	11	1	1	238.1	207	102	86	21	52	181
Miller	0	3	2.75	45	0	0	0	2	72.1	65	26	22	1	24	41
Morris	0	1	1.64	3	2	0	0	0	10.2	11	5	2	0	4	6
Perranoski	8	7	3.10	66	0	0	0	5	87.0	86	36	30	5	38	65
Perry	8	6	2.27	32	18	3	2	1	139.0	113	37	35	8	26	69
Roland	4	1	3.48	28	4	1	0	0	61.2	55	33	24	3	24	36
Stephen	0	1	4.91	2	2	0	0	0	11.1	11	7	6	0	7	4
Tovar	0	0	0.00	2	2	0	0	0	1.0	0	0	0	0	0	1
Worthington	4	5	2.72	54	0	0	0	17	76.1	67	26	23	0	32	57
TOTALS	79	83	2.89	162		46	14	26	1433.1	1224	546	461	92	414	996

## 1969 TWINS STATISTICS

### Batting: (1st in A.L.)

PLAYER	AVG	G	AB	R	H	TB	2B	3B	HR	RBI	BB	SO	SB	GDP
Allison	.228	81	189	18	43	79	8	2	8	27	29	39	2	8
Boswell	.170	40	94	7	16	26	2	1	2	9	2	29	0	3
Brandon	.000	3	1	0	0	0	0	0	0	0	1	0	0	0
Cardenas	.280	160	578	67	162	224	24	4	10	70	66	96	5	19
Carew	.332	123	458	79	152	214	30	4	8	56	37	72	19	7
Chance	.042	20	24	1	1	1	0	0	0	1	2	19	0	0
Clark	.125	5	8	0	1	1	0	0	0	0	0	0	0	1
Crider	.444	21	3	3	4	6	2	0	0	0	0	2	0	0
Dempsey	.500	5	6	1	3	4	1	0	0	0	0	0	0	0
Gizenda	.000	38	5	1	0	0	0	0	0	0	2	3	0	0
Hall	.186	32	43	5	8	9	1	0	0	0	4	14	0	0
Hill	.000	16	2	4	0	0	0	0	0	0	0	1	1	0
Holt	.357	12	14	3	5	8	0	0	1	2	0	4	0	0
Kaat	.207	43	87	8	18	32	8	0	2	10	4	20	0	0
Killebrew	.276	162	555	106	153	324	20	2	49	140	145	84	8	16
Kostro	.000	2	2	0	0	0	0	0	0	0	0	1	0	0
Manuel	.207	83	164	14	34	46	6	0	2	24	28	33	1	3
Miller	.000	48	31	0	0	0	0	0	0	0	1	17	0	0
Mitterwald	.257	69	187	18	48	71	8	0	5	13	17	47	0	6
Morris	.222	6	9	0	0	0	0	0	0	0	0	0	0	0
Nettles	.222	96	225	27	50	84	9	2	7	26	32	47	1	6
Oliva	.309	153	637	97	197	316	39	4	24	101	45	66	10	10
Perranoski	.083	75	24	1	2	2	0	0	0	1	2	14	0	1
Perry	.172	47	93	8	16	21	3	1	0	7	3	24	0	5
Quilici	.174	118	144	19	25	36	3	1	2	12	12	22	2	2
Reese	.322	132	419	52	135	215	24	4	16	69	23	57	1	6
Renick	.245	71	139	21	34	52	3	0	5	17	12	32	0	4
Roseboro	.263	115	361	33	95	116	12	0	3	32	39	44	5	6
Tischinski	.191	37	47	2	9	9	0	0	0	2	8	8	0	0
Tovar	.288	158	535	99	154	222	25	5	11	52	37	45	7	7
Uhlalaender	.273	152	554	95	151	197	18	2	8	62	44	52	15	3
Walters	.074	6	0	0	0	0	0	0	0	0	0	0	0	0
Woodson	.074	44	27	3	2	2	0	0	0	0	2	16	0	0
Worthington	.000	46	5	0	0	0	0	0	0	0	0	4	0	0
Zepp	.000	4	1	0	0	0	0	0	0	0	0	0	0	0
TOTALS	.268	162	5677	790	1520	2319	246	32	163	733	599	906	115	114

### Pitching: (3rd in A.L.)

PLAYER	W	L	ERA	G	GS	CG	SHO	SV	IP	H	R	ER	HR	BB	SO
Boswell	20	12	3.23	39	38	10	0	0	256.1	215	105	92	18	99	190
Brandon	0	0	3.00	3	0	0	0	0	3.1	5	3	1	1	3	1
Chance	5	4	2.97	20	15	1	0	0	88.1	76	39	29	6	35	50
Crider	1	0	4.66	21	1	0	0	1	28.2	31	15	15	3	15	16
Gizenda	4	1	3.86	38	0	0	0	3	48.2	52	23	21	4	17	24
Hall	8	7	3.32	31	18	5	2	0	140.2	129	63	52	12	50	92
Kaat	14	13	3.50	40	32	10	0	1	242.1	252	114	94	23	75	139
Miller	5	1	3.03	48	1	0	0	2	118.1	118	42	40	8	32	57
Morris	0	1	5.40	3	1	0	0	0	5.1	5	4	3	1	4	1
Perranoski	9	10	2.10	75	0	0	0	31	119.2	85	32	28	4	52	62
Perry	20	6	2.82	46	36	12	3	0	261.2	244	87	82	18	66	153
Walters	0	0	5.14	6	0	0	0	0	6.2	6	4	4	1	3	2
Woodson	7	5	3.68	44	10	2	0	1	110.1	99	49	45	11	49	66
Worthington	4	1	4.57	46	0	0	0	3	61.0	65	31	31	7	20	51
Zepp	0	0	7.20	4	0	0	0	0	5.1	6	7	4	1	4	2
TOTALS	97	65	3.24	162		41	8	43	1497.2	1388	618	539	119	524	906



# 1970 TWINS STATISTICS

## Batting: (1st in A.L.)

PLAYER	AVG	G	AB	R	H	TB	2B	3B	HR	RBI	BB	SO	SB	GDP
Allison	.208	47	72	15	15	23	5	0	1	7	14	20	1	2
Alsea	.291	94	258	34	75	137	12	1	16	61	28	51	3	12
Barber	.000	19	2	0	0	0	0	0	0	0	0	0	0	0
Blyleven	.140	27	50	2	7	7	0	0	0	1	1	25	0	0
Boswell	.160	20	25	0	4	5	1	0	0	0	0	11	0	0
Brye	.182	3	11	2	2	3	1	0	0	2	2	4	0	0
Cardenas	.247	160	588	67	145	220	34	4	11	65	42	101	2	11
Carew	.386	51	191	27	70	100	12	3	4	28	11	28	4	4
Dempsey	.000	5	7	1	0	0	0	0	0	0	1	1	0	1
Hall	.182	53	44	4	8	8	0	0	0	1	0	9	0	1
Hamm	.000	10	1	0	0	0	0	0	0	0	0	0	0	0
Haydel	.667	4	3	2	2	6	1	0	1	1	0	1	0	0
Hill	.091	27	22	8	2	2	2	0	0	0	0	6	0	0
Holt	.266	142	319	37	85	109	9	3	3	40	17	32	3	9
Kaat	.197	56	76	17	15	19	1	0	1	8	6	20	0	2
Killebrew	.271	157	527	96	143	288	20	1	41	113	128	84	0	28
Manuel	.188	59	64	4	12	15	0	0	1	7	6	17	0	1
Mendoza	.188	16	16	2	3	3	0	0	0	2	0	7	0	0
Mitterwald	.222	117	369	36	82	143	12	2	15	46	34	84	3	11
Nash	.250	4	4	1	1	1	0	0	0	2	1	1	0	0
Nettles	.250	13	20	3	5	5	0	0	0	0	1	5	0	0
Oliva	.325	157	628	96	204	323	36	7	23	107	38	67	5	16
Perranoski	.042	67	24	0	1	1	0	0	0	0	0	15	0	0
Perry	.247	41	97	9	24	31	4	0	1	6	1	14	0	1
Quilici	.227	111	141	19	32	41	3	0	2	12	15	16	0	6
Ratliff	.268	69	149	19	40	66	7	2	5	22	15	51	0	1
Reese	.261	153	501	63	131	186	15	5	10	56	48	70	5	7
Kenick	.229	81	179	20	41	70	8	0	7	25	22	29	0	6
Thompson	.219	96	302	25	66	75	9	0	0	4	7	39	0	6
Tiant	.406	18	32	13	13	17	4	0	0	12	1	6	0	0
Tischinski	.196	24	46	6	9	12	0	0	0	2	9	6	0	1
Tovar	.300	161	650	120	195	287	36	13	10	54	52	47	30	9
Williams	.000	68	19	0	0	0	0	0	0	0	0	13	0	0
Woodson	.000	21	2	0	0	0	0	0	0	0	0	0	0	0
Zepp	.136	43	44	3	6	6	0	0	0	0	0	31	0	0
TOTALS	.262	162	5483	744	1438	2209	230	41	153	694	501	905	57	132

## Pitching: (2nd in A.L.)

PLAYER	W	L	ERA	G	GS	CG	SHO	SV	IP	H	R	ER	HR	BB	SO
Barber	0	0	4.67	18	0	0	0	2	27.1	26	14	14	1	18	14
Blyleven	10	9	3.18	27	25	5	1	0	164.0	143	66	58	17	47	135
Boswell	3	7	6.39	18	15	0	0	0	68.2	80	55	49	12	44	45
Hall	11	6	2.55	52	11	1	0	4	155.1	94	46	44	11	66	184
Hamm	0	2	5.63	10	0	0	0	0	16.1	17	10	10	3	7	3
Haydel	2	0	3.00	4	0	0	0	0	9.0	7	3	3	2	4	4
Kaat	14	10	3.56	45	34	4	1	0	230.1	244	110	91	26	58	120
Perranoski	7	8	2.43	67	0	0	0	34	111.0	108	38	30	7	42	55
Perry	24	12	3.03	40	13	4	0	0	278.2	238	112	94	20	57	168
Tiant	7	3	3.39	18	17	2	1	0	92.2	84	36	36	12	41	50
Williams	10	1	1.99	68	0	0	0	15	113.1	85	34	25	8	32	76
Woodson	1	2	3.77	21	0	0	0	1	30.2	29	18	13	2	19	22
Zepp	9	4	3.22	43	20	1	1	2	151.0	154	63	54	9	51	64
TOTALS	98	64	3.23	162	162	26	12	58	1448.1	1329	605	520	130	486	940

# 1971 TWINS STATISTICS

## Batting: (2nd in A.L.)

PLAYER	AVG	G	AB	R	H	TB	2B	3B	HR	RBI	BB	SO	SB	GDP
Alsea	.177	79	158	13	28	38	4	0	2	15	24	38	1	7
Barber	.000	6	5	0	0	0	0	0	0	0	0	2	0	0
Blyleven	.132	38	91	3	12	13	1	0	0	2	1	37	0	0
Braun	.254	128	343	51	87	118	12	2	5	35	48	50	8	8
Brye	.224	28	107	10	24	34	1	0	3	11	7	15	3	4
Campisi	.000	6	0	0	0	0	0	0	0	0	0	0	0	0
Cardenas	.264	153	554	59	146	233	25	4	18	75	51	69	3	16
Carew	.307	147	577	88	172	219	16	10	2	48	45	81	6	23
Corbin	.206	62	34	3	7	7	0	0	0	2	2	17	0	0
Dempsey	.308	6	13	2	4	5	1	0	0	0	1	1	0	1
Gebhard	.172	0	0	0	0	0	0	0	0	0	0	0	0	0
Hall	.265	49	34	5	9	10	1	0	0	1	1	5	0	1
Hamm	.273	13	11	1	3	4	1	0	0	0	0	5	0	0
Haydel	.333	31	3	0	1	1	0	0	0	0	0	1	0	0
Holt	.259	126	340	35	88	108	11	3	1	29	16	28	5	11
Kaat	.161	54	93	6	15	18	3	0	0	5	2	16	2	0
Killebrew	.254	147	500	61	127	232	19	1	28	119	114	96	3	21
Lushier	.063	18	15	0	2	3	0	0	0	1	0	7	0	0
Manuel	.125	18	16	1	2	3	1	0	0	1	1	8	0	0
Mitterwald	.250	125	388	38	97	151	13	1	13	44	39	104	3	9
Nettles	.250	70	168	17	42	67	5	1	6	24	19	24	3	2
Oliva	.337	126	487	73	164	266	30	3	22	81	25	44	4	21
Perranoski	.000	36	3	0	0	0	0	0	0	0	0	1	0	0
Perry	.185	40	92	10	17	17	0	0	0	5	7	18	0	4
Powell	.161	20	31	7	5	8	0	0	1	2	3	12	0	1
Ratliff	.159	21	44	3	7	14	1	0	2	6	4	17	0	0
Reese	.219	120	329	40	72	116	8	3	10	39	20	35	7	9
Kenick	.222	27	45	4	10	15	2	0	1	8	5	14	0	1
Root	.241	31	87	6	21	25	4	0	0	6	8	18	0	6
Soderholm	.156	21	64	9	10	17	4	0	1	4	10	17	0	1
Strickland	.000	24	0	0	0	0	0	0	0	0	1	1	0	0
Thomas	.267	23	30	1	4	8	9	1	0	0	2	4	3	0
Thompson	.263	48	57	10	15	17	2	0	0	7	7	12	0	5
Tischinski	.130	21	23	0	3	5	2	0	0	2	1	4	0	2
Tovar	.311	157	657	94	204	242	29	3	1	45	45	39	18	5
Williams	.000	46	10	1	0	0	0	0	0	0	1	8	0	0
TOTALS	.260	160	5414	654	1406	2013	197	31	116	618	512	846	66	158



## 1971 TWINS STATISTICS

### Pitching: (11th in A.L.)

PLAYER	W	L	ERA	G	GS	CG	SHO	SV	IP	H	R	ER	HR	BB	SO
Barber	1	0	6.00	4	2	0	0	0	11.2	8	9	8	2	13	4
Bylieven	16	15	2.82	38	38	17	5	0	278.1	267	95	87	21	59	224
Campisi	0	0	4.50	6	0	0	0	0	4.1	5	2	2	1	4	2
Corbin	8	11	4.11	52	11	2	0	3	140.1	141	74	64	19	70	83
Gebhard	1	2	3.00	17	0	0	0	0	18.0	17	6	6	0	11	13
Helt	4	7	3.32	48	11	0	0	9	129.2	104	54	48	13	58	137
Harmon	2	4	6.75	31	0	0	0	0	44.0	55	33	33	7	18	16
Haydel	4	2	4.28	31	0	0	0	1	40.0	33	19	19	3	20	28
Kaat	13	14	3.32	39	38	15	4	0	260.1	275	104	96	16	47	137
Luebber	2	5	5.03	18	12	0	0	1	68.0	73	42	38	7	37	35
Perranoski	1	4	6.70	36	0	0	0	5	42.2	60	39	32	2	28	21
Perry	17	17	4.23	40	39	8	0	1	270.0	263	135	127	39	102	126
Strickland	1	0	1.45	24	0	0	0	1	31.1	20	14	5	2	18	21
Williams	4	5	4.15	46	1	0	0	4	78.0	63	44	36	7	44	47
TOTALS	74	86	3.81	160	43	9	25	1416.2	1384	670	600	139	529	895	

## 1972 TWINS STATISTICS

### Batting: (4th in A.L.)

PLAYER	AVG	G	AB	R	H	TB	2B	3B	HR	RBI	BB	SO	SB	GDP
Adams	.333	3	6	0	2	2	0	0	0	0	0	1	0	0
Bylieven	.160	39	94	9	15	17	2	0	0	6	2	36	0	1
Bergmann	.234	56	175	11	41	54	4	0	3	14	25	26	0	4
Braun	.289	121	402	40	116	143	21	0	2	50	45	38	4	14
Byrne	.241	100	253	18	61	76	9	3	0	12	17	38	3	5
Carew	.318	142	535	61	170	203	21	6	0	51	43	60	12	11
Corbin	.082	34	49	1	4	5	1	0	0	2	2	19	0	1
Darwin	.267	145	513	48	137	227	20	2	22	80	38	145	2	24
Dempsey	.200	25	40	0	8	9	1	0	0	0	6	8	0	2
Gebhard	.13	0	0	0	0	0	0	0	0	0	1	0	0	0
Goltz	.103	15	29	0	3	3	0	0	0	1	2	17	0	1
Granger	.200	63	10	0	2	3	1	0	0	0	0	5	0	0
Guth	.000	3	3	1	0	0	0	0	0	0	0	0	0	0
Helt	.444	10	27	6	12	16	1	0	1	6	0	1	0	1
Kaat	.289	24	45	3	13	22	3	0	2	4	1	16	0	0
Killebrew	.231	139	433	53	100	195	13	2	26	74	94	91	0	16
LaRoche	.091	62	11	2	1	1	0	0	0	0	3	6	0	0
Luebber	.2	0	0	0	0	0	0	0	0	0	0	0	0	0
Manuel	.205	63	122	6	25	33	5	0	1	8	4	16	0	1
Mitterwald	.184	64	163	12	30	39	4	1	1	8	9	37	0	5
Monzon	.273	55	55	13	15	16	1	0	0	5	8	12	1	1
Nettles	.204	102	235	28	48	69	5	2	4	15	32	52	4	5
Oliva	.321	10	28	1	9	10	1	0	0	1	2	5	0	1
Perry	.155	35	71	3	11	12	1	0	0	1	3	14	0	4
Reese	.218	132	197	23	43	65	3	2	5	26	25	27	0	0
Renick	.172	55	93	10	16	30	2	0	4	8	15	25	0	5
Rolf	.205	61	146	16	30	52	11	1	3	12	6	27	0	1
Soderholm	.188	93	287	28	54	103	10	0	13	39	19	48	3	6
Strickland	.333	25	3	0	1	1	0	0	0	2	1	2	0	0
Thompson	.276	144	573	54	158	204	22	6	4	48	34	57	3	14
Tovar	.265	141	548	86	145	183	20	6	2	31	39	39	21	6
Woodson	.080	36	88	4	7	7	0	0	0	2	2	38	0	0
TOTALS	.244	154	5234	537	1277	1800	182	31	93	506	478	905	53	129

### Pitching: (3rd in A.L.)

PLAYER	W	L	ERA	G	GS	CG	SHO	SV	IP	H	R	ER	HR	BB	SO
Bylieven	17	17	2.73	39	38	11	3	0	287.1	247	93	87	22	69	228
Corbin	8	9	2.61	31	19	5	3	0	161.2	135	56	47	12	53	83
Gebhard	0	1	8.57	13	0	0	0	1	21.0	36	29	20	3	13	13
Goltz	3	3	2.67	15	11	2	0	1	91.0	75	30	27	5	26	38
Granger	4	6	3.00	63	0	0	0	19	89.2	83	42	30	7	28	45
Kaat	10	2	2.07	15	15	5	0	0	113.1	94	36	26	6	20	64
LaRoche	5	7	2.84	62	0	0	0	10	95.1	72	33	30	9	39	79
Luebber	0	0	0.00	2	0	0	0	0	2.1	3	0	0	0	2	1
Norton	0	1	2.81	21	0	0	0	0	32.1	31	14	10	1	14	22
Perry	13	16	3.34	35	35	5	2	0	217.2	191	93	81	14	60	85
Strickland	3	1	2.50	25	0	0	0	3	36.0	28	16	10	7	19	30
Woodson	14	14	2.71	36	36	9	3	0	251.2	193	93	76	19	101	150
TOTALS	77	77	2.84	154	37	17	34	1399.1	1188	535	441	105	444	838	

## DID YOU Know?

...that Rich Rollins, Zoilo Versalles, Tony Oliva, Don Mincher and Harmon Killebrew each homered in the 7th inning, June 9, 1966 vs. Kansas City. The five home runs in an inning is an American League record.



## 1973 TWINS STATISTICS

### Batting: (1st in Majors)

PLAYER	AVG	G	AB	R	H	TB	2B	3B	HR	RBI	BB	SO	SB	GDP
Adams	.212	55	66	21	14	25	2	0	3	6	17	18	2	2
Borgmann	.265	12	34	7	9	11	2	0	0	9	6	10	0	0
Braun	.283	115	361	46	102	158	28	5	6	42	74	48	4	9
Brue	.263	92	278	39	73	110	9	5	6	33	35	43	3	4
Carew	.350	149	580	98	203	273	30	11	6	62	62	55	41	16
Darwin	.252	145	560	69	141	219	20	2	18	90	46	137	5	22
Hsieh	.272	143	545	88	146	230	25	6	15	64	64	128	11	13
Holt	.297	132	441	92	131	195	25	3	11	58	29	43	0	12
Kaat	.2	2	0	1	0	0	0	0	0	0	0	0	0	0
Killebrew	.242	69	248	29	60	86	9	1	5	32	41	59	0	10
Kusick	.250	15	48	4	12	14	2	0	0	4	7	9	0	0
Lis	.245	103	253	37	62	102	11	1	9	25	28	66	0	13
Mitterwald	.259	125	432	50	112	175	15	0	16	64	39	111	3	10
Monzon	.224	39	76	10	17	20	1	1	0	4	11	9	1	0
Oliva	.291	146	571	63	166	234	20	0	16	92	45	44	2	13
Reese	.174	22	23	7	4	10	1	1	1	3	6	6	0	0
Roof	.197	47	117	10	23	32	4	1	1	15	13	27	0	4
Soderholm	.287	35	117	22	35	47	7	2	1	9	21	16	1	4
Terrell	.265	124	438	43	116	138	15	2	1	32	21	56	13	4
Thompson	.225	98	347	29	78	132	13	2	1	36	16	41	1	11
Walton	.177	37	96	13	17	32	1	1	4	8	17	28	0	3
TOTALS	.270	162	5625	738	1521	2209	240	44	120	688	598	954	87	150

### Pitching: (6th in A.L.)

PLAYER	W	L	ERA	G	GS	CG	SHO	SV	IP	H	R	ER	HR	BB	SO
Albury	1	0	2.74	14	0	0	0	0	23.1	13	7	7	1	19	13
Bane	0	5	4.95	23	6	0	0	2	60.1	62	40	33	5	30	42
Bylieven	20	17	2.52	40	40	25	9	0	325.0	296	109	91	16	67	258
Campbell	3	3	3.11	28	2	0	0	7	51.2	44	20	18	5	20	42
Corbin	8	5	3.04	51	7	1	0	14	148.1	124	58	50	7	60	83
Decker	10	10	4.19	29	24	6	3	0	170.1	167	87	79	12	88	109
Fife	3	2	4.33	10	7	1	0	0	51.2	54	26	25	2	29	18
Goltz	6	4	5.27	32	10	1	0	1	106.1	138	68	62	11	32	65
Hands	7	10	3.49	39	15	3	1	2	142.0	138	69	55	14	41	78
Kaat	11	12	4.40	29	28	7	2	0	181.2	206	101	89	26	39	93
Sanders	2	4	6.13	27	0	0	0	8	44.1	53	31	30	4	21	19
Strickland	0	1	12.50	10	0	0	0	0	5.1	11	8	7	0	5	6
Woodson	10	8	3.96	23	23	4	2	0	141.1	137	68	62	12	68	53
TOTALS	81	81	3.77	162	162	48	18	34	1451.2	1443	692	608	115	519	879

## 1974 TWINS STATISTICS

### Batting: (2nd in A.L.)

PLAYER	AVG	G	AB	R	H	TB	2B	3B	HR	RBI	BB	SO	SB	GDP
Borgmann	.252	128	345	33	87	106	8	1	3	45	39	44	2	9
Bourque	.219	23	64	5	14	19	2	0	1	8	7	11	0	2
Braun	.280	129	453	53	127	165	12	1	8	40	56	51	4	6
Brue	.283	135	488	52	138	178	32	1	2	41	22	59	1	12
Burgmeier	.2	1	0	0	0	0	0	0	0	0	0	0	0	0
Carew	.364	153	599	86	218	267	30	5	3	55	74	49	38	17
Darwin	.264	152	575	67	152	234	13	7	25	94	37	127	1	12
Ferre	.281	24	57	12	16	20	0	2	0	0	8	6	3	4
Gomez	.208	82	168	18	35	36	0	0	0	3	12	16	2	2
Hsieh	.286	143	510	68	146	237	20	7	19	79	48	112	12	14
Holt	.254	149	197	24	50	61	11	0	0	16	14	16	0	8
Hundley	.193	32	88	2	17	19	2	0	0	3	4	12	0	4
Killebrew	.222	122	333	28	74	120	7	0	13	54	45	61	0	12
Kusick	.239	76	201	36	48	81	7	1	8	26	35	36	0	5
Lis	.195	24	41	5	8	8	0	0	0	3	5	12	0	2
Oliva	.285	127	459	43	131	190	16	2	13	57	27	31	0	14
Roof	.196	44	97	10	19	26	1	0	2	13	6	24	0	7
Soderholm	.276	141	464	63	128	182	18	3	10	51	48	68	7	14
Terrell	.245	116	229	43	56	72	4	6	0	19	11	27	3	6
Thompson	.250	97	264	25	66	86	6	1	4	25	22	29	1	15
TOTALS	.272	163	5632	673	1530	2127	190	37	111	632	520	791	74	158

### Pitching: (6th in A.L.)

PLAYER	W	L	ERA	G	GS	CG	SHO	SV	IP	H	R	ER	HR	BB	SO
Albury	8	9	4.12	32	22	4	1	0	164.0	159	83	75	19	80	85
Bylieven	17	17	2.66	37	37	19	3	0	281.0	244	99	83	14	77	249
Burgmeier	5	3	4.50	37	12	0	0	4	91.2	92	46	46	7	26	34
Butler	4	6	4.09	26	12	2	0	0	98.2	91	47	45	9	56	79
Campbell	8	7	2.63	63	0	0	0	19	120.1	109	37	35	4	55	89
Corbin	7	6	5.30	29	15	1	0	0	112.1	133	78	66	8	40	50
Decker	16	14	3.29	37	37	11	1	0	248.2	234	105	91	24	97	158
Fife	0	0	16.20	4	0	0	0	0	4.2	10	11	9	0	4	3
Goltz	10	10	3.26	28	24	5	1	1	174.1	192	81	63	14	45	89
Hands	4	5	4.46	35	10	0	0	3	115.1	130	57	57	9	25	74
Hughes	0	2	5.40	2	2	1	0	0	10.1	8	8	6	2	4	8
Johnson	2	0	0.00	4	0	0	0	1	7.0	4	1	0	0	0	4
Woodson	1	1	4.33	5	4	0	0	0	27.0	30	16	13	5	4	12
TOTALS	82	80	3.64	163	163	43	11	29	1455.1	1436	669	589	115	513	934

## DID YOU Know?

...that Kirby Puckett became the ninth player in major league history to go 4-for-4 in his first big league nine-inning game on May 8, 1984 at California.



## 1975 TWINS STATISTICS

### Batting: (2nd in A.L.)

PLAYER	AVG	G	AB	R	H	TB	2B	3B	HR	RBI	BB	SO	SB	GDP
Albury	.000	1	1	0	0	0	0	0	0	0	0	1	0	0
Borgmann	.207	125	352	34	73	98	15	2	2	33	47	59	0	10
Bostock	.282	98	369	52	104	135	21	5	0	29	28	42	2	7
Braun	.302	136	453	70	137	194	18	3	11	45	66	55	0	8
Briggs	.231	87	264	44	61	95	9	2	7	39	60	41	6	1
Brye	.252	86	246	41	62	104	13	0	9	34	21	37	2	0
Burgmeier	.000	1	0	0	0	0	0	0	0	0	0	1	0	0
Campbell	.000	1	0	0	0	0	0	0	0	0	0	1	0	0
Carew	.359	143	535	89	192	266	24	4	14	80	64	40	35	10
Darwin	.219	48	169	26	37	58	6	0	5	18	18	44	2	8
Ferrer	.247	32	81	14	20	25	3	1	0	2	3	11	3	0
Ford	.280	130	440	72	123	191	21	1	15	59	30	79	6	10
Gomez	.139	89	72	7	10	10	0	0	0	5	4	12	0	1
Hisle	.314	80	255	37	80	126	9	2	11	51	27	39	17	5
Kelly	.181	49	127	11	23	31	5	0	1	11	15	22	0	3
Kusick	.237	57	156	14	37	63	8	0	6	27	21	23	0	3
Lundstedt	.107	18	28	2	3	3	0	0	0	7	4	5	0	1
McKay	.256	33	125	8	35	44	4	1	2	16	6	14	1	4
Oliva	.270	191	455	46	123	172	10	0	13	58	41	45	0	10
Peapack	.135	14	37	0	5	1	0	0	0	1	5	7	0	2
Roff	.302	63	126	18	38	61	2	0	7	21	9	28	0	2
Soderholm	.286	117	419	62	120	174	17	2	11	58	53	66	3	14
Terrell	.286	108	385	48	110	133	16	2	1	36	19	27	4	12
Thompson	.270	112	355	25	96	126	11	2	5	37	18	30	0	7
Walton	.175	42	63	4	11	16	2	0	1	8	4	18	0	3
TOTALS	.271	159	5514	724	1497	2131	215	28	121	669	563	746	81	127

### Pitching: (10th in A.L.)

PLAYER	W	L	ERA	G	GS	CG	SHO	SV	IP	H	R	ER	HR	BB	SO
Albury	6	7	4.53	32	15	2	0	1	135.0	115	82	68	16	97	72
Bane	3	1	2.89	4	4	0	0	0	28.1	28	11	9	2	15	14
Blayven	15	10	3.00	35	35	20	3	0	275.2	219	104	92	24	84	233
Burgmeier	5	8	3.08	46	0	0	0	11	75.2	76	32	26	7	23	41
Butler	5	4	5.93	23	8	1	0	0	81.2	100	61	54	12	35	55
Campbell	4	6	3.79	47	7	2	1	5	121.0	119	58	51	13	46	76
Corbin	5	7	5.10	18	11	3	0	0	89.2	105	59	51	13	38	49
Decker	1	3	8.65	10	7	1	0	0	26.1	25	25	2	2	36	8
Goltz	14	14	3.67	32	32	15	1	0	243.0	235	112	99	18	72	128
Hughes	16	14	3.82	37	34	12	2	0	249.2	241	119	106	17	127	130
Johnson	1	2	4.15	18	0	0	0	3	38.2	40	23	18	4	21	17
Pazik	0	4	8.10	5	3	0	0	0	19.2	28	20	18	5	10	8
Wiley	1	3	6.00	15	3	1	0	2	38.2	50	30	26	4	13	15
TOTALS	76	83	4.05	159	57	7	22	1423.0	1381	736	640	137	617	846	

## 1976 TWINS STATISTICS

### Batting: (1st in A.L.)

PLAYER	AVG	G	AB	R	H	TB	2B	3B	HR	RBI	BB	SO	SB	GDP
Bane	.246	24	65	10	16	22	3	0	1	6	19	7	1	2
Borgmann	.323	128	474	75	153	204	21	9	4	60	33	37	12	15
Bostock	.288	122	407	75	120	147	12	3	3	61	47	43	12	5
Braun	.264	87	258	35	68	85	11	0	2	23	13	31	4	7
Brye	.331	156	605	97	200	280	29	12	9	90	67	52	49	12
Carew	.260	104	342	40	89	127	19	5	3	49	42	37	1	10
Cubbage	.267	145	514	87	137	235	24	7	20	86	36	118	17	12
Ford	.193	38	57	5	11	12	1	0	0	3	3	3	1	3
Gomez	.272	155	581	81	158	229	19	5	14	96	56	93	31	11
Hisle	.259	109	266	33	69	115	13	0	11	36	35	44	5	3
Kusick	.203	45	138	8	28	30	2	0	0	8	9	27	1	6
McKay	.211	67	123	3	26	32	3	0	1	16	2	13	0	2
Randall	.267	153	475	55	127	156	18	4	1	34	28	38	3	6
Roff	.217	18	46	1	10	13	3	0	0	4	2	6	0	1
Smallley	.271	103	384	46	104	132	16	3	2	36	47	79	0	7
Terrell	.246	89	171	28	42	47	3	1	0	8	9	15	1	4
Thompson	.234	34	124	9	29	33	4	0	0	6	3	8	1	1
Wynegar	.260	149	534	58	139	194	21	2	10	69	79	63	0	14
TOTALS	.274	162	5574	743	1526	2093	222	51	81	691	550	714	146	121

### Pitching: (10th in A.L.)

PLAYER	W	L	ERA	G	GS	CG	SHO	SV	IP	H	R	ER	HR	BB	SO
Albury	3	1	3.60	23	0	0	0	0	50.1	51	22	20	0	24	23
Bane	4	7	5.13	14	15	1	0	0	79.1	92	52	45	6	39	24
Blayven	4	5	3.13	12	12	4	0	0	95.1	101	39	33	3	35	75
Burgmeier	8	1	2.50	57	0	0	0	1	115.1	95	36	32	11	29	45
Campbell	17	5	3.00	78	0	0	0	20	167.2	145	63	56	9	62	115
Decker	2	7	5.28	13	12	0	0	0	58.0	60	37	34	3	51	35
Goltz	14	14	3.36	36	35	13	4	0	249.1	239	113	93	14	91	133
Hughes	9	14	4.98	37	26	3	0	0	177.0	190	113	98	17	73	87
Johnson	3	1	2.63	18	1	0	0	0	48.1	44	14	14	2	8	37
Leubber	4	5	4.01	38	12	2	1	2	119.1	109	57	53	9	62	45
Pazik	0	0	3.51	25	0	0	0	0	8.0	13	9	7	0	4	6
Roffred	8	3	3.77	23	23	1	0	0	118.0	105	61	46	6	63	74
Singer	9	9	3.77	26	26	5	3	0	172.0	177	88	72	9	69	63
TOTALS	85	77	3.69	162	29	11	23	1459.0	1421	704	599	89	610	762	



# 1977 TWINS STATISTICS

## Batting: (1st in Majors)

PLAYER	AVG	G	AB	R	H	TB	2B	3B	HR	RBI	BB	SO	SB	GDP
Adams	.338	95	269	32	91	126	17	0	6	49	18	30	0	5
Bass	.105	9	19	0	2	2	0	0	0	0	0	5	0	0
Borgmann	.256	17	43	12	11	18	1	0	2	7	11	9	0	1
Bostock	.336	153	593	104	199	301	36	12	14	90	51	59	16	16
Bulling	.156	15	32	2	5	6	0	0	0	5	5	5	0	1
Carew	.388	165	616	128	239	351	38	16	14	100	69	55	23	6
Chiles	.264	108	261	31	89	96	16	1	3	36	23	17	0	5
Cubbage	.264	129	417	60	110	163	16	5	9	55	32	49	1	4
Ford	.267	144	453	66	121	193	25	7	11	60	41	79	6	12
Goltz	.2	2	0	0	0	0	0	0	0	0	0	0	0	0
Gomez	.246	32	65	6	16	24	4	2	0	11	4	9	0	0
Gorninski	.195	54	118	14	23	38	4	1	3	22	5	29	1	1
Hisle	.302	141	546	95	165	291	36	3	28	119	56	106	21	11
Kusick	.254	115	268	34	68	116	12	0	12	45	49	60	3	14
Norwood	.229	39	83	15	19	31	3	0	3	9	6	17	6	1
Perlozzo	.292	10	24	6	7	11	0	2	0	2	3	0	0	0
Randall	.239	103	306	36	73	90	13	2	0	22	15	25	1	3
Smallley	.231	150	584	95	135	184	21	5	6	56	74	89	5	12
Tennor	.224	93	214	32	48	57	6	0	1	20	14	21	10	11
Wilfong	.246	73	171	22	42	48	1	1	1	13	17	26	10	1
Wolfe	.240	8	25	3	6	7	1	0	0	6	1	0	0	0
Wynegar	.261	144	532	76	139	197	22	3	10	79	68	61	2	11
TOTALS	.282	161	5639	867	1588	2350	273	60	123	804	563	754	105	115

## Pitching: (12th in A.L.)

PLAYER	W	L	ERA	G	GS	CG	SHO	SV	IP	H	R	ER	HR	BB	SO
Burgmeier	6	4	5.10	61	0	0	0	7	97.1	113	56	55	15	33	35
Butler	0	1	6.86	6	4	0	0	0	21.0	19	17	16	5	15	5
Carrithers	0	1	7.07	7	0	0	0	0	14.1	16	13	11	2	6	3
Goltz	20	11	3.36	39	39	19	2	0	303.0	284	129	113	23	91	186
Holly	2	3	6.94	18	5	0	0	0	48.1	57	37	37	8	12	32
Hughes	0	0	2.25	2	0	0	0	0	4.1	4	1	0	1	1	1
Johnson, D	2	5	4.56	30	6	0	0	0	72.2	86	42	37	7	23	33
Johnson, I	16	7	3.12	71	0	0	0	15	146.2	152	57	51	11	47	87
Pezik	1	0	2.50	3	3	0	0	0	18.0	18	5	5	1	6	6
Redfern	6	9	5.19	30	28	1	0	0	137.1	164	89	79	13	66	73
Schueler	8	7	4.40	52	7	0	0	3	134.2	131	74	66	16	61	77
Serum	0	0	4.30	8	0	0	0	0	22.2	22	11	11	4	10	14
Shellenback	0	0	7.94	5	0	0	0	0	5.2	10	7	5	1	5	3
Thormodsgard	11	15	4.62	37	37	8	1	0	218.0	236	122	112	25	65	94
Zahn	12	14	4.68	34	32	7	1	0	198.0	234	116	103	20	66	88
TOTALS	84	77	4.36	161		35	4	25	1442.0	1546	776	698	151	507	737

# 1978 TWINS STATISTICS

## Batting: (6th in A.L.)

PLAYER	AVG	G	AB	R	H	TB	2B	3B	HR	RBI	BB	SO	SB	GDP
Adams	.258	116	310	27	80	121	18	1	7	35	17	32	0	10
Borgmann	.211	49	123	16	26	41	4	1	3	15	18	17	0	0
Carew	.333	152	564	85	188	249	26	10	5	70	78	62	27	18
Chiles	.268	87	198	22	53	68	12	0	1	22	20	25	1	9
Cubbage	.282	125	394	40	111	158	12	7	7	57	40	44	3	7
Edwards	.250	15	44	7	11	17	3	0	1	3	7	13	1	0
Ford	.274	151	592	78	162	251	36	10	11	82	48	88	7	15
Kusick	.173	77	191	23	33	52	3	2	4	20	37	38	3	8
Morales	.314	101	242	22	76	97	13	1	2	38	20	35	0	10
Norwood	.255	125	428	56	109	161	22	3	8	46	28	64	25	15
Powell	.247	121	381	55	94	127	20	2	3	31	45	31	11	5
Randall	.270	119	330	36	89	106	11	3	0	21	24	22	5	7
Rivera	.271	101	251	35	68	89	8	2	3	23	35	47	5	3
Smallley	.273	158	586	80	160	254	31	3	19	77	85	70	2	16
Wilfong	.266	92	199	23	53	64	8	0	1	11	19	27	8	1
Wolfe	.234	88	235	25	55	76	10	1	3	25	36	27	0	8
Wynegar	.229	135	454	36	104	140	22	1	4	45	47	42	1	7
TOTALS	.267	162	5522	666	1472	2071	259	47	82	621	604	684	99	139

## Pitching: (10th in A.L.)

PLAYER	W	L	ERA	G	GS	CG	SHO	SV	IP	H	R	ER	HR	BB	SO
Erickson	14	13	3.96	37	37	14	0	0	265.2	268	129	117	19	79	121
Goltz	15	10	2.49	29	29	13	2	0	220.1	209	72	61	12	67	116
Harrison	0	1	3.60	7	0	0	0	0	12.0	18	10	10	0	11	7
Holly	1	1	3.60	15	0	0	0	0	35	28	15	14	1	18	12
Jackson	4	6	4.50	19	15	1	1	0	92.1	89	53	46	9	48	54
Johnson, D	0	2	7.50	6	1	0	0	0	12.0	15	11	10	1	9	7
Johnson, I	1	4	5.45	18	0	0	0	3	32.2	42	22	20	2	17	21
Marshall	10	12	2.45	54	0	0	0	21	99.0	80	31	27	3	37	56
Perzanowski	2	7	5.21	13	7	1	0	1	56.2	59	37	33	1	26	31
Redfern	0	2	6.30	3	2	0	0	0	9.2	10	12	7	2	6	4
Scarce	1	1	3.94	17	0	0	0	0	32.0	35	19	14	5	15	17
Serum	9	9	4.11	34	23	6	1	1	184.1	188	88	84	14	44	80
Sutton	0	0	3.48	17	0	0	0	0	44.1	46	19	17	3	15	18
Thayer	1	1	5.80	20	0	0	0	0	45.0	40	19	19	5	30	30
Thormodsgard	1	6	5.05	12	12	1	0	0	86.0	81	40	37	7	17	23
Zahn	14	14	3.04	35	35	12	0	0	252.1	260	101	85	18	81	106
TOTALS	73	89	3.69	162		48	9	26	1459.2	1468	678	599	102	520	703



## 1979 TWINS STATISTICS

### Batting: (5th in A.L.)

PLAYER	AVG	G	AB	R	H	TB	2B	3B	HR	RBI	BB	SO	SB	GDP
Adams	.301	119	326	34	98	137	13	1	8	50	25	27	2	3
Borgmann	.200	31	70	4	14	17	3	0	0	8	12	11	1	3
Castino	.285	148	393	49	112	156	13	8	5	52	27	72	5	9
Cubbage	.276	94	243	26	67	85	10	1	2	23	39	26	1	2
Edwards	.249	96	229	42	57	89	8	0	8	35	24	45	6	5
Goodwin	.289	38	159	22	46	79	8	5	5	27	11	23	0	0
Graham	.000	1	4	0	0	0	0	0	0	0	0	0	0	0
Jackson, D	.000	2	4	0	0	0	0	0	0	0	0	0	0	0
Jackson, R	.271	159	583	85	158	250	40	5	14	68	51	59	3	14
Kusick	.241	24	54	8	13	26	4	0	3	6	3	11	0	1
Landreaux	.305	151	564	81	172	254	27	5	15	83	37	57	10	13
Morales	.267	92	191	21	51	64	5	1	2	27	14	27	0	10
Norwood	.248	96	270	32	67	104	13	3	6	30	20	51	9	8
Powell	.293	104	338	49	99	128	17	3	2	36	33	25	5	9
Randall	.246	80	199	25	49	56	7	0	0	14	15	17	2	2
Redfern	.000	1	0	0	0	0	0	0	0	0	0	0	0	0
Rivera	.281	112	263	37	74	103	13	5	2	31	17	40	5	6
Smallley	.271	162	621	94	168	274	28	3	24	95	80	80	2	9
Sofield	.301	95	95	8	28	33	5	0	0	12	12	27	2	2
Vega	.000	4	15	0	0	0	0	0	0	0	0	2	0	0
Ward	.286	10	14	2	4	4	0	0	0	1	3	3	0	0
Wilfong	.313	140	419	71	131	192	22	6	9	59	29	54	11	2
Wynegar	.270	149	504	74	136	177	20	0	7	57	74	36	2	13
TOTALS	.278	162	5544	764	1544	2228	256	46	112	714	526	693	66	116

### Pitching: (7th in A.L.)

PLAYER	W	L	ERA	G	GS	CG	SHO	SV	IP	H	R	ER	HR	BB	SO
Bacsis	4	2	4.36	31	0	0	0	0	65.2	61	39	32	6	29	33
Brett	0	0	4.85	9	0	0	0	0	12.2	16	7	7	1	6	3
Erickson	3	10	5.63	24	21	0	0	0	123.0	154	86	77	17	48	47
Felton	0	0	0.00	1	0	0	0	0	2.0	0	0	0	0	0	1
Goltz	14	13	4.16	36	35	12	1	0	250.2	282	124	116	22	69	132
Hartzell	6	10	5.36	28	26	4	0	0	163.0	193	102	97	18	44	44
Holly	0	0	7.50	6	0	0	0	0	6.1	10	7	5	0	3	5
Jackson, D	4	4	4.30	24	8	1	0	0	69.1	89	36	33	5	26	43
Kossman	20	13	3.58	37	36	10	2	0	263.2	268	108	99	19	83	157
Marshall	10	15	6.24	90	6	0	0	37	142.2	132	74	42	8	48	81
Redfern	1	3	5.30	40	6	0	0	0	108.1	106	45	42	8	35	85
Serum	1	3	6.61	20	5	0	0	0	64.0	93	47	47	10	20	31
Stanfield	0	0	6.00	3	0	0	0	0	3.0	2	2	2	0	0	0
Thormodsgard	0	0	9.00	1	0	0	0	0	1.0	3	1	1	1	0	1
Zahn	13	7	3.57	26	24	4	0	0	169.0	181	74	67	13	41	58
TOTALS	82	80	4.13	162		31	6	33	1444.1	1590	725	663	128	452	721

## 1980 TWINS STATISTICS

### Batting: (9th in A.L.)

PLAYER	AVG	G	AB	R	H	TB	2B	3B	HR	RBI	BB	SO	SB	GDP
Adams	.286	99	262	32	75	108	11	2	6	38	15	26	2	11
Butera	.271	34	85	4	23	24	1	0	0	2	3	6	0	4
Castino	.302	150	546	67	165	235	17	7	13	64	29	67	7	15
Cubbage	.246	103	285	25	70	103	9	0	8	42	23	37	0	4
Edwards	.250	81	200	25	50	67	9	1	2	20	12	51	2	6
Felton	.000	1	0	0	0	0	0	0	0	0	0	0	0	0
Fardo	.250	5	8	1	2	3	1	0	0	0	0	0	0	0
Goodwin	.200	55	115	12	23	31	5	0	1	11	17	32	0	4
Jackson, D	.000	1	0	0	0	0	0	0	0	0	0	0	0	0
Jackson, R	.265	131	396	48	105	155	29	3	5	42	28	41	1	15
Johnston	.185	14	27	3	5	8	3	0	0	1	2	4	0	3
Landreaux	.281	129	484	56	136	202	23	11	7	62	39	42	8	13
Mackanin	.266	108	319	31	85	115	18	0	4	35	14	33	6	7
Morales	.303	97	241	36	73	118	17	2	8	36	22	19	0	11
Norwood	.164	34	73	6	12	17	2	0	1	8	3	13	3	14
Powell	.262	137	485	58	127	172	17	5	6	35	32	46	14	14
Randall	.200	5	15	3	4	4	1	0	0	1	0	1	0	1
Rivera	.221	44	113	15	25	41	7	0	3	10	4	20	0	4
Smallley	.278	133	486	64	135	197	24	1	12	63	65	63	3	15
Sofield	.247	131	417	52	103	156	18	4	9	49	24	92	4	3
Vega	.167	12	30	3	5	5	0	0	0	4	3	7	1	1
Ward	.463	13	41	11	19	32	6	2	1	10	3	6	0	0
Wilfong	.248	131	416	55	103	153	16	5	8	45	34	61	10	8
Wynegar	.255	146	486	61	124	163	18	3	5	57	63	36	3	9
TOTALS	.265	161	5530	670	1468	2109	252	46	99	634	436	702	62	151

### Pitching: (7th in A.L.)

PLAYER	W	L	ERA	G	GS	CG	SHO	SV	IP	H	R	ER	HR	BB	SO
Arroyo	6	6	4.70	21	11	1	1	0	92.1	97	55	48	7	32	27
Bacsis	0	0	4.30	10	0	0	0	0	23.0	26	12	11	1	11	9
Corbett	8	6	1.99	78	0	0	0	23	136.1	102	31	30	7	42	89
Erickson	7	13	3.25	32	27	7	0	0	191.1	198	83	69	13	56	97
Felton	0	3	7.00	5	4	0	0	0	17.2	20	18	14	2	9	14
Jackson, D	0	9	5.87	32	25	1	0	1	172.0	161	81	74	15	69	90
Kimmonen	0	0	5.04	21	0	0	0	0	24.2	29	18	14	1	9	8
Kossman	16	13	4.04	38	34	8	0	0	243.1	252	119	109	24	69	149
Marshall	1	3	6.19	1	0	0	0	1	32.1	42	23	22	2	12	13
Redfern	7	7	4.54	32	16	2	0	2	104.2	117	58	53	11	33	73
Verhoeven	3	4	3.96	44	0	0	0	0	99.2	109	53	44	10	29	42
Veselic	0	0	4.50	1	0	0	0	0	4.0	3	2	2	1	1	2
Williams	6	2	3.51	18	9	3	0	1	77.0	73	33	30	9	30	35
Zahn	14	18	4.40	38	35	13	5	0	232.2	273	138	114	17	66	96
TOTALS	77	84	3.93	161		35	9	30	1451.0	1502	724	634	120	468	744



# 1981 TWINS STATISTICS

## Batting: (13th in A.L.)

PLAYER	AVG	G	AB	R	H	TB	2B	3B	HR	RBI	BB	SO	SB	GDP
Adams	.209	72	220	13	46	62	10	0	2	24	20	26	0	10
Baker	.182	40	66	6	12	18	0	3	0	6	1	8	0	3
Butera	.240	62	167	13	40	49	7	1	0	18	22	14	0	8
Castino	.268	101	381	41	102	151	13	9	6	36	18	52	4	3
Corcoran	.176	22	51	4	9	12	3	0	0	4	6	0	0	3
Engle	.258	82	248	29	64	101	14	4	5	32	13	37	0	0
Faedo	.195	8	15	2	3	4	1	0	0	2	2	1	0	0
Funderburk	.200	8	15	2	3	4	1	0	0	2	2	1	0	0
Gaetti	.192	9	26	4	5	11	0	0	2	3	0	6	0	1
Goodwin	.225	59	151	18	34	48	6	1	2	17	16	32	3	3
Hatcher	.255	99	377	36	96	132	23	2	3	37	15	29	3	10
Hrbek	.239	24	67	5	16	24	5	0	1	7	5	9	0	0
Jackson, R.	.263	54	175	17	46	67	9	0	4	28	10	15	2	3
Johnson	.125	7	16	2	2	2	0	0	0	2	2	5	0	0
Laudner	.163	14	43	4	7	15	2	0	2	5	3	17	0	4
Mackanin	.231	77	225	21	52	73	7	1	4	18	7	40	1	4
Powell	.239	80	264	30	63	86	11	3	2	25	17	31	7	0
Smalley	.263	56	167	24	44	74	7	1	7	22	31	24	0	8
Smith	.200	15	40	4	8	12	0	1	1	0	3	0	0	0
Sofield	.176	41	102	9	18	20	2	0	0	5	8	22	3	5
Ward	.264	85	295	42	78	106	7	6	3	29	28	48	5	10
Washington	.226	28	84	8	19	24	3	1	0	5	4	14	4	1
Wilfong	.246	93	305	32	75	101	11	3	3	19	29	43	2	1
Wyegar	.247	47	150	11	37	42	5	0	0	10	17	9	0	7
TOTALS	.240	110	3676	378	884	1244	147	36	47	359	275	477	34	95

## Pitching: (13th in A.L.)

PLAYER	W	L	ERA	G	GS	CG	SHO	SV	IP	H	R	ER	HR	BB	SO
Arroyo	7	10	3.94	23	19	2	0	0	128.1	144	66	56	11	34	39
Cooper	1	5	4.27	27	2	0	0	0	58.2	61	33	28	9	32	33
Corbett	2	6	2.56	54	0	0	0	17	87.2	80	29	25	5	34	60
Erickson	3	8	3.86	14	14	1	0	0	91.1	93	48	39	7	31	44
Felton	0	0	54.00	1	0	0	0	0	1.1	4	6	6	1	2	1
Havens	3	6	3.58	14	12	1	1	0	78.0	76	33	31	6	24	43
Hobbs	0	0	3.00	4	0	0	0	0	5.2	5	2	2	0	6	1
Jackson, D	3	3	4.36	14	5	0	0	0	32.2	35	16	16	1	19	26
Kossman	3	9	4.21	19	13	2	1	5	94.1	98	49	44	8	34	55
O'Conner	3	2	5.91	28	0	0	0	0	35.1	46	27	23	3	30	16
Redfern	9	8	4.06	24	23	3	0	0	141.2	140	70	64	12	52	77
Verhoeven	0	0	3.98	25	0	0	0	0	52.0	57	27	23	4	14	16
Veselic	1	1	3.13	5	0	0	0	0	22.2	22	8	8	1	12	13
Williams	6	10	4.08	23	22	4	0	0	150.0	160	72	68	11	52	76
TOTALS	41	68	3.98	110	13	6	22	979.2	1021	486	433	79	376	500	

# 1982 TWINS STATISTICS

## Batting: (10th in A.L.)

PLAYER	AVG	G	AB	R	H	TB	2B	3B	HR	RBI	BB	SO	SB	GDP
Brunansky	.272	127	463	77	126	218	30	1	20	46	71	101	1	12
Bush	.244	55	119	13	29	49	6	1	4	13	8	28	0	1
Butera	.254	54	126	19	32	34	2	0	0	8	17	12	0	6
Castino	.241	117	440	48	99	141	12	6	6	37	36	51	2	11
Eisenreich	.303	34	99	10	30	42	6	0	2	9	11	13	0	1
Engle	.226	58	186	20	42	65	7	0	2	16	10	22	0	6
Faedo	.243	90	255	16	62	79	8	0	3	22	16	22	1	9
Gaetti	.230	145	508	59	117	225	25	4	25	84	37	107	0	16
Hatcher	.249	84	277	23	69	95	13	2	3	26	8	27	0	12
Hrbek	.301	140	532	82	160	258	21	4	23	92	54	80	3	17
Johnson	.248	89	234	26	58	98	10	0	10	33	30	46	0	3
Laudner	.255	93	306	37	78	120	19	1	7	33	34	74	0	6
Milbourne	.235	29	98	9	23	26	1	1	0	1	7	8	1	5
Mitchell	.249	124	454	48	113	142	11	6	2	28	54	53	8	6
Smalley	.154	4	13	2	2	3	1	0	0	0	3	4	0	0
Smith	.217	9	23	1	5	7	0	0	0	1	3	0	0	0
Vega	.266	71	199	23	53	74	6	0	5	29	8	19	6	5
Ward	.289	152	570	85	165	296	33	7	28	91	37	105	13	16
Washington	.271	119	451	48	122	166	17	6	5	39	14	79	3	11
Wells	.204	15	54	5	11	16	1	2	0	3	1	8	0	0
Wilfong	.160	25	81	7	13	14	1	0	0	5	7	13	0	4
Wyegar	.209	24	86	9	18	25	4	0	1	8	10	12	0	2
TOTALS	.257	162	5544	657	1427	2193	234	44	148	624	474	887	38	149

## Pitching: (14th in A.L.)

PLAYER	W	L	ERA	G	GS	CG	SHO	SV	IP	H	R	ER	HR	BB	SO
Arroyo	0	1	5.27	7	0	0	0	0	13.2	17	8	8	2	6	4
Boris	1	2	3.99	23	0	0	0	0	49.2	46	24	22	8	19	30
Castillo	13	11	3.66	40	25	6	1	0	218.2	194	96	89	26	85	123
Cooper	0	1	9.53	6	1	0	0	0	11.1	14	12	12	0	11	5
Corbett	0	2	5.32	10	0	0	0	3	22.0	27	13	13	3	10	15
Davis	3	9	4.42	63	0	0	0	22	106.0	106	53	52	16	47	89
Erickson	4	3	4.87	7	7	2	0	0	40.2	36	29	22	6	12	12
Felton	0	13	4.99	48	6	0	0	3	117.1	99	71	65	18	76	92
Filson	0	2	8.76	5	3	0	0	0	12.1	17	12	12	2	8	10
Havens	10	14	4.31	33	32	4	0	0	208.2	201	112	100	32	80	129
Jackson	0	5	6.25	13	7	0	0	0	44.2	51	33	31	6	24	16
Little	2	0	4.21	33	0	0	0	0	36.1	33	20	17	6	27	25
O'Connor	8	9	4.29	23	19	6	1	0	126.0	122	63	60	13	57	56
Pacella	1	2	7.32	21	1	0	0	2	51.2	61	48	42	14	37	20
Redfern	5	11	6.58	27	13	2	0	0	94.1	122	74	69	16	51	40
Viola	4	10	5.21	22	22	3	1	0	126.0	152	77	73	22	38	84
Williams	9	7	4.22	26	26	3	0	0	153.2	166	74	72	18	55	61
TOTALS	60	102	4.72	162	26	7	30	1433.0	1484	819	752	208	643	812	



## 1983 TWINS STATISTICS

### Batting: (11th in A.L.)

PLAYER	AVG	G	AB	R	H	TB	2B	3B	HR	RBI	BB	SO	SB	GDP
Brown	.272	91	309	40	84	94	6	2	0	22	10	28	3	9
Brunansky	.227	151	542	70	123	241	24	5	28	82	61	95	2	13
Bush	.249	124	373	43	93	156	24	3	11	56	34	51	0	7
Castino	.277	142	563	83	156	227	30	4	11	57	62	54	4	11
Eisenreich	.286	2	37	1	2	3	1	0	0	0	1	0	0	0
Engle	.305	120	374	46	114	168	22	4	8	43	28	39	2	13
Fazio	.277	51	173	16	48	58	7	0	1	18	4	19	0	4
Gaetti	.245	157	584	81	143	242	30	3	21	78	54	121	7	18
Gagne	.111	10	27	2	3	4	1	0	0	3	0	6	0	0
Hatcher	.317	106	375	50	119	167	15	3	9	47	14	19	2	12
Hrbek	.297	141	515	75	153	252	41	5	16	84	57	71	4	12
Jimenez	.174	36	86	5	15	22	5	1	0	9	4	11	0	0
Kuntz	.190	31	100	13	19	31	3	0	3	5	12	28	0	4
Laudner	.185	62	168	20	31	58	9	0	6	18	15	49	0	2
Mitchell	.230	59	152	26	35	46	4	2	1	15	28	21	1	3
Schrom	.....	1	0	0	0	0	0	0	0	0	0	0	0	0
Smith	.224	59	152	11	34	39	5	0	0	8	10	12	1	4
Yeulief	.308	21	78	11	24	42	7	1	3	6	2	8	0	1
Ullger	.190	35	75	8	15	19	4	0	0	5	5	21	0	5
Ward	.278	157	622	76	173	274	34	5	19	88	44	98	8	24
Washington	.246	99	317	28	78	103	7	3	4	26	22	50	10	7
Wilson	.250	5	4	1	1	2	1	0	0	1	0	0	0	0
TOTALS	.261	162	5601	709	1463	2248	280	41	141	671	467	802	44	150

### Pitching: (14th in A.L.)

PLAYER	W	L	ERA	G	GS	CG	SHO	SV	IP	H	R	ER	HR	BB	SO
Castillo	8	12	4.77	27	25	3	0	0	158.1	170	91	84	17	65	90
Davis	5	8	3.34	66	0	0	0	30	89.0	89	34	33	6	33	84
Filson	4	1	3.40	26	8	0	0	1	90.0	87	34	34	9	29	49
Havens	5	8	8.18	16	14	1	0	0	80.1	110	75	73	11	38	40
Lewis	0	0	6.50	6	0	0	0	0	18.0	24	13	13	5	7	8
Lysander	5	12	3.38	61	4	1	1	3	125.0	132	63	47	8	43	58
O'Connor	2	3	5.86	27	8	0	0	0	83.0	107	59	54	13	36	56
Oelkers	0	5	8.65	10	8	0	0	0	34.1	56	34	33	7	17	13
Pettibone	0	4	5.33	4	4	1	0	0	27.0	28	16	16	8	8	10
Schrom	15	8	3.71	33	28	6	1	0	196.1	196	92	81	14	80	80
Viola	7	15	5.49	35	34	4	0	0	210.0	242	141	128	34	92	127
Walters	1	1	4.12	23	0	0	0	2	59.0	52	31	27	4	20	21
Whitehouse	7	1	4.15	60	0	0	0	2	73.2	70	34	34	6	44	44
Williams	11	14	4.14	36	29	4	1	1	193.1	196	105	89	21	68	68
TOTALS	70	92	4.66	162	20	5	39	1437.1	1559	822	745	163	580	748	

## 1984 TWINS STATISTICS

### Batting: (7th in A.L.)

PLAYER	AVG	G	AB	R	H	TB	2B	3B	HR	RBI	BB	SO	SB	GDP
Brown	.273	95	260	36	71	89	9	3	1	19	14	16	4	5
Brunansky	.254	155	567	75	144	261	21	0	32	85	57	94	4	15
Bush	.222	113	311	46	69	121	17	1	11	43	31	60	1	1
Castino	.444	8	27	5	12	13	1	0	0	3	5	2	0	2
Davis	.250	33	48	5	12	17	1	0	1	5	7	11	0	2
Engle	.219	12	37	7	8	11	1	0	0	3	2	4	2	1
Eisenreich	.266	109	391	56	104	138	20	1	4	38	26	22	0	18
Fazio	.250	16	52	6	13	17	1	0	1	6	4	3	0	1
Gaetti	.262	162	588	55	154	206	29	4	5	65	44	81	11	9
Gagne	.000	2	1	0	0	0	0	0	0	0	0	0	0	0
Hart	.172	13	29	0	5	5	0	0	0	5	1	2	0	0
Hatcher	.302	152	576	61	174	234	35	5	5	69	37	34	0	17
Hrbek	.311	149	559	80	174	292	31	3	27	107	65	87	1	17
Jimenez	.201	108	298	28	60	73	11	1	0	19	15	34	0	7
Laudner	.206	87	262	31	54	102	16	1	10	35	18	78	0	4
Meier	.238	59	147	18	35	45	8	1	0	13	6	9	0	5
Puckett	.296	128	557	63	165	187	12	5	0	31	16	69	14	11
Putnam	.079	14	38	1	3	4	1	0	0	4	4	12	0	0
Reed	.143	18	38	2	7	7	3	0	0	1	3	7	0	0
Seaver	.212	12	33	2	7	7	3	0	0	1	2	6	0	1
Yeulief	.262	157	568	76	149	227	30	3	14	61	76	73	1	18
Washington	.294	88	197	25	58	88	11	5	3	23	4	31	1	4
TOTALS	.265	162	5562	673	1473	2140	259	33	114	636	437	735	39	138

### Pitching: (4th in A.L.)

PLAYER	W	L	ERA	G	GS	CG	SHO	SV	IP	H	R	ER	HR	BB	SO
Butcher	13	11	3.44	34	34	8	1	0	225.0	242	98	86	18	53	83
Castillo	2	1	1.78	10	2	0	0	0	25.1	14	7	5	2	19	7
Comstock	0	0	8.53	4	0	0	0	0	6.1	6	6	6	2	4	2
Davis	7	11	4.55	64	0	0	0	29	83.0	79	44	42	11	41	74
Filson	6	5	4.10	55	7	0	0	1	118.2	106	56	54	14	54	59
Hodge	4	3	4.77	25	15	0	0	0	100.0	116	59	53	13	29	59
Lysander	4	3	3.49	36	0	0	0	5	56.2	62	23	22	2	27	22
O'Connor	0	0	1.93	2	0	0	0	0	4.2	1	1	1	1	4	0
Pashnick	2	1	3.52	13	1	0	0	0	38.1	38	19	15	3	11	10
Schrom	5	11	4.47	25	21	3	0	0	137.0	156	75	68	15	41	49
Smithson	15	13	3.68	36	36	10	1	0	252.0	246	113	103	35	54	144
Viola	18	12	3.21	35	35	10	4	0	257.2	225	101	92	28	73	149
Walters	0	3	3.72	23	0	0	0	2	29.0	31	14	12	1	14	10
Wardle	0	0	4.50	2	0	0	0	0	4.0	3	2	2	2	0	5
Whitehouse	2	2	3.16	30	0	0	0	1	31.1	29	11	11	3	17	18
Williams	3	5	5.77	17	11	1	0	0	68.2	75	46	44	9	22	22
TOTALS	81	81	3.85	162	32	9	38	1437.2	1429	675	615	159	463	713	



# 1985 TWINS STATISTICS

## Batting: (6th in A.L.)

PLAYER	AVG	G	AB	R	H	TB	2B	3B	HR	RBI	BB	SO	SB	GDP
Brumansky	.242	157	567	71	137	254	28	4	27	90	71	86	5	12
Bush	.239	97	234	26	56	105	13	3	10	35	24	30	3	3
Engle	.256	70	172	28	44	77	8	2	7	25	21	28	2	3
Espinosa	.263	32	57	5	15	17	2	0	0	9	1	9	0	2
Funderburk	.314	23	70	7	22	37	1	2	3	5	12	0	4	4
Gaetti	.246	160	560	77	138	229	31	0	20	63	37	89	13	5
Gagne	.225	114	293	37	66	93	15	3	2	23	20	57	10	5
Hatcher	.282	116	444	46	125	162	28	0	3	49	16	23	0	15
Hrbek	.278	158	593	78	165	263	31	2	21	93	67	87	1	12
Laudner	.238	72	164	16	39	65	5	0	7	19	12	45	0	2
Lombardozzi	.370	28	54	10	20	26	4	1	0	6	6	6	3	0
Meier	.260	71	104	15	27	36	6	0	1	8	18	12	0	0
Puckett	.288	161	691	80	199	266	29	13	4	74	41	87	21	9
Reed	.200	7	10	2	2	2	0	0	0	0	0	3	0	0
Salas	.300	120	360	51	108	165	20	5	9	41	18	37	0	7
Smalley	.258	129	388	57	100	156	20	0	12	45	60	65	0	8
Stenhouse	.223	81	179	23	40	60	5	0	5	21	29	18	1	4
Towle	.260	138	434	58	115	173	24	3	10	50	48	70	4	13
Washington	.274	70	135	24	37	54	6	4	1	14	8	15	5	3
TOTALS	.264	162	5509	705	1453	2240	282	41	141	678	502	779	68	117

## Pitching: (11th in A.L.)

PLAYER	W	L	ERA	G	GS	CG	SHO	SV	IP	H	R	ER	HR	BB	SO
Byleven	8	5	3.00	14	14	9	1	0	114.0	101	45	38	9	26	77
Brown	0	0	6.89	5	2	0	0	0	15.2	21	13	12	1	7	5
Burt	2	2	3.81	5	2	0	0	0	28.1	20	13	12	2	7	9
Butcher	11	14	4.98	34	33	8	2	0	207.2	239	125	115	24	43	92
Davis	2	6	3.48	57	0	0	0	25	64.2	55	28	25	7	35	72
Eufemia	4	2	3.79	39	0	0	0	2	61.2	56	27	26	7	21	30
Filson	4	5	3.67	40	6	1	0	2	95.2	93	42	39	13	30	42
Howe	2	3	6.16	13	0	0	0	0	19.0	28	16	13	1	7	10
Klawitter	0	0	6.75	7	2	0	0	0	9.1	7	7	7	2	13	5
Lysander	0	2	6.05	35	1	0	0	3	61.0	72	43	41	3	22	26
Portugal	1	3	5.55	6	4	0	0	0	24.1	24	16	15	3	14	12
Schriem	9	12	4.99	29	26	6	0	0	160.2	164	95	89	28	59	74
Smithson	15	14	4.34	37	37	8	3	0	257.0	264	134	124	25	78	127
Viola	18	14	4.09	36	36	9	0	1	250.0	262	136	114	26	68	135
Wardle	1	3	5.51	35	0	0	0	1	49.0	49	32	30	9	28	47
Whitehouse	0	0	11.05	0	0	0	0	1	7.1	12	9	9	4	2	4
Yett	0	0	27.00	1	1	0	0	0	0.1	1	1	1	0	2	0
TOTALS	77	85	4.48	162		41	7	34	1426.1	1468	782	710	164	462	767

# 1986 TWINS STATISTICS

## Batting: (7th in A.L.)

PLAYER	AVG	G	AB	R	H	TB	2B	3B	HR	RBI	BB	SO	SB	GDP
Anderson	...	1	0	0	0	0	0	0	0	0	0	0	0	0
Beane	.213	80	183	20	39	54	6	0	3	15	11	54	2	6
Brumansky	.256	157	593	69	152	251	28	1	23	75	53	98	12	15
Bush	.269	130	357	50	96	150	19	7	7	45	39	63	5	7
David	.200	5	5	0	3	8	11	0	0	0	0	2	2	1
Davidson	.118	36	68	5	8	10	3	0	0	2	6	22	2	1
Espinosa	.214	37	42	4	8	10	1	0	0	1	10	0	0	0
Fontenot	.200	1	0	0	0	0	0	0	0	0	0	1	0	0
Gaetti	.287	157	586	91	171	309	34	1	34	108	52	108	14	18
Gagne	.250	156	472	63	118	188	22	6	12	54	30	108	12	4
Hatcher	.278	115	317	40	88	116	13	3	3	32	19	26	2	8
Hrbek	.267	149	550	85	147	263	27	1	29	91	71	81	2	15
Laudner	.244	76	193	21	47	87	10	0	10	29	24	56	1	5
Lombardozzi	.227	156	453	53	103	157	20	5	8	33	52	76	3	8
Pittaro	.095	11	21	0	2	2	0	0	0	0	0	8	0	0
Puckett	.328	161	680	119	223	365	37	6	31	96	34	99	20	14
Reed	.236	68	165	13	39	53	6	1	2	9	16	19	1	2
Salas	.233	91	258	28	60	99	7	4	8	33	18	32	3	8
Sanchez	.125	8	16	8	2	2	0	0	0	1	1	8	0	2
Smalley	.246	143	459	59	113	201	20	4	20	57	68	80	1	10
Washington	.257	48	74	15	19	34	3	0	4	11	3	21	1	0
Woods	.321	23	28	5	9	16	1	0	2	8	3	5	0	0
TOTALS	.261	162	5531	741	1446	2369	257	39	196	700	501	977	81	123

## Pitching: (14th in A.L.)

PLAYER	W	L	ERA	G	GS	CG	SHO	SV	IP	H	R	ER	HR	BB	SO
Agosto	1	2	8.85	17	1	0	0	1	20.1	43	25	20	1	14	9
Anderson	3	6	5.55	21	10	1	0	0	84.1	106	54	52	11	30	51
Atherton	5	8	3.75	47	0	0	0	10	81.2	82	37	34	9	35	59
Byleven	17	14	4.01	36	36	16	3	0	271.2	262	134	121	50	58	215
Burt	0	0	31.50	3	0	0	0	0	2.0	7	7	7	1	3	1
Butcher	0	3	6.30	16	10	1	0	0	70.0	82	50	49	11	24	29
Davis	2	6	9.08	36	0	0	0	2	38.2	55	42	39	7	29	30
Filson	0	0	5.68	4	0	0	0	0	6.1	13	4	4	1	2	4
Fontenot	0	0	9.92	15	0	0	0	0	16.1	27	19	18	3	4	10
Frazier	1	1	4.39	15	0	0	0	6	26.2	23	13	13	2	16	25
Heaton	4	9	3.98	21	17	3	0	1	124.1	128	60	55	18	47	66
Hackton	0	1	8.86	28	0	0	0	0	58.1	57	29	26	7	16	32
Latham	0	1	7.31	7	2	0	0	0	16.0	24	14	13	1	6	8
Pastore	3	1	4.01	33	1	0	0	2	49.1	54	28	22	4	24	18
Portugal	6	10	4.31	27	15	3	0	1	112.2	112	56	54	10	50	67
Smith	0	2	6.97	5	0	0	0	0	10.1	13	8	8	1	5	8
Smithson	13	14	4.77	34	33	8	1	0	198.0	234	123	105	26	57	114
Viola	16	13	4.51	37	37	7	1	0	245.2	257	136	123	37	83	191
TOTALS	71	91	4.77	162		39	6	24	1432.2	1579	839	759	200	503	937



# 1987 TWINS STATISTICS

## Batting: (10th in A.L.)

PLAYER	AVG	G	AB	R	H	TB	2B	3B	HR	RBI	BB	SO	SB	GDP
Baylor	.286	20	49	3	14	15	1	0	0	6	5	12	0	3
Beane	.267	12	15	1	4	6	2	0	0	1	0	6	0	0
Brunansky	.259	155	532	83	138	260	22	2	32	85	74	104	11	12
Bush	.253	122	293	46	74	121	10	2	11	46	43	49	10	6
Butera	.171	51	111	7	19	27	5	0	1	12	7	16	0	7
Davidson	.227	102	150	35	40	49	4	1	14	13	26	9	4	4
Gaetti	.257	154	584	95	150	283	36	2	31	109	37	32	10	25
Gagne	.265	137	437	68	116	188	28	7	10	40	25	84	6	3
Gladde	.249	121	438	69	109	158	21	2	8	38	38	72	25	8
Hrbek	.285	143	477	85	136	260	20	1	34	90	84	60	5	13
Larkin	.266	85	233	23	62	89	11	2	4	28	25	31	1	4
Laudner	.191	113	288	30	55	112	7	1	16	4	23	80	1	4
Lombardozi	.238	136	432	51	103	152	19	3	8	38	33	66	5	10
Newman	.221	110	307	44	68	93	15	5	0	29	34	27	15	5
Nieto	.200	41	105	7	21	33	7	1	1	12	8	24	0	1
Pittaro	.333	14	12	6	4	4	0	0	0	0	1	0	1	0
Puckett	.332	157	624	96	207	333	32	5	28	99	32	91	12	15
Salas	.378	22	45	8	17	28	2	0	3	9	5	6	0	0
Smalley	.275	110	308	32	85	127	16	1	8	34	36	52	2	7
TOTALS	.261	162	5441	786	1422	2338	258	35	196	733	523	898	113	127

## Pitching: (10th in A.L.)

PLAYER	W	L	ERA	G	GS	CG	SHO	SV	IP	H	R	ER	HR	BB	SO
Anderson	1	0	10.95	4	2	0	0	0	12.1	20	15	15	3	10	3
Atherton	7	5	4.54	58	0	0	0	2	79.1	81	46	40	10	30	51
Berenguer	8	1	3.94	47	0	0	0	4	112.0	100	51	49	10	47	110
Bittiger	1	0	5.40	3	0	0	0	0	8.1	11	5	5	2	0	5
Bylieven	15	12	4.01	37	37	8	1	0	267.0	249	132	119	46	101	196
Carlton	1	5	6.70	9	7	0	0	0	43.0	54	35	32	7	23	20
Frazier	5	5	4.98	54	0	0	0	2	81.1	77	49	45	9	51	58
Klink	0	1	6.65	12	0	0	0	0	23.0	37	18	17	4	11	17
Niekro	4	9	6.26	19	18	0	0	0	96.1	115	76	67	11	45	54
Niemann	1	0	8.44	6	0	0	0	0	5.1	3	5	5	0	7	1
Portugal	1	3	7.77	13	7	0	0	0	44.0	58	40	38	13	24	28
Reardon	8	8	4.48	63	0	0	0	31	80.1	70	41	40	14	28	83
Schatzeder	3	1	6.39	30	1	0	0	0	43.2	64	37	31	8	18	30
Smith	1	0	4.96	7	1	0	0	0	16.6	20	10	9	3	6	8
Smithson	4	7	5.94	21	20	0	0	0	109.0	126	76	72	17	38	53
Straker	8	10	4.37	31	26	1	0	0	154.1	150	79	75	24	59	76
Viola	17	10	2.90	36	36	7	1	0	251.2	230	91	81	29	66	197
TOTALS	85	77	4.63	162		16	4	39	1427.1	1465	806	734	210	564	990

# 1988 TWINS STATISTICS

## Batting: (2nd in Majors)

PLAYER	AVG	G	AB	R	H	TB	2B	3B	HR	RBI	BB	SO	SB	GDP
Baker	.000	11	7	1	0	0	0	0	0	0	0	5	0	0
Brunansky	.184	14	49	5	9	13	1	0	1	6	7	11	1	0
Bullock	.294	16	17	3	5	5	0	0	0	3	3	1	1	0
Bush	.261	136	394	51	103	171	20	3	14	51	58	49	8	8
Christensen	.263	23	38	5	10	14	4	0	0	5	10	5	0	1
Davidson	.217	100	105	22	23	33	7	0	1	10	10	20	3	2
Dwyer	.293	20	41	6	12	19	1	0	2	15	13	8	0	1
Gaetti	.301	133	468	66	141	258	29	2	28	88	36	85	7	10
Gagne	.236	149	461	70	109	183	20	6	14	48	27	110	15	13
Gladde	.269	141	576	91	155	232	32	6	11	62	46	74	28	9
Harper	.295	60	166	15	49	71	11	1	3	20	10	12	0	12
Herr	.263	86	304	42	80	99	16	0	1	21	40	47	10	9
Hrbek	.312	143	510	75	159	265	31	0	25	76	67	54	0	9
Larkin	.267	149	505	56	135	193	30	2	8	70	68	55	3	12
Laudner	.251	117	375	38	94	153	18	1	13	54	36	89	0	14
Lombardozi	.209	103	287	34	60	88	15	2	3	27	35	48	2	2
Lowry	.000	6	7	0	0	0	0	0	0	0	0	2	0	0
Moses	.316	105	206	35	65	87	10	3	2	12	15	21	11	4
Newman	.223	105	260	35	58	65	7	0	0	19	29	34	12	4
Nieto	.067	24	60	1	4	4	0	0	0	0	1	17	0	2
Puckett	.356	158	657	109	234	358	42	5	24	121	23	83	6	17
Torve	.188	12	16	1	3	6	0	0	1	2	1	2	0	0
TOTALS	.274	162	5510	759	1508	2317	294	31	151	710	528	832	107	130

## Pitching: (6th in A.L.)

PLAYER	W	L	ERA	G	GS	CG	SHO	SV	IP	H	R	ER	HR	BB	SO
Anderson	16	9	2.45	30	30	3	1	0	202.1	199	70	55	14	37	83
Atherton	7	5	3.41	49	0	0	0	3	74.0	65	29	28	10	22	43
Berenguer	8	4	3.96	57	1	0	0	2	100.0	74	44	44	7	61	99
Best	0	0	6.00	11	0	0	0	0	12.0	15	9	8	1	7	9
Bylieven	10	17	5.43	33	33	7	0	0	207.1	240	128	125	21	51	145
Carlton	0	1	16.76	4	1	0	0	0	9.2	20	19	18	5	5	5
Gladde	0	0	0.00	1	0	0	0	0	1.0	0	0	0	0	0	0
Gonzalez	0	0	3.38	16	0	0	0	1	21.1	20	8	8	4	8	19
Lea	7	7	4.85	24	23	0	0	0	130.0	156	79	70	19	50	72
Martinez	0	0	18.00	3	0	0	0	0	4.0	8	9	8	1	4	3
Mason	0	1	10.80	5	0	0	0	0	6.2	8	8	8	2	9	7
Niekro	1	1	10.03	2	2	0	0	0	11.2	16	13	13	2	9	7
Portugal	3	3	4.53	26	0	0	0	3	57.2	60	30	29	11	17	31
Reardon	2	4	2.47	63	0	0	0	42	73.0	68	21	20	6	15	56
Schatzeder	0	1	1.74	10	0	0	0	0	10.1	8	2	2	1	5	7
Smith	3	0	2.68	9	4	0	0	0	37.0	29	12	11	3	12	17
Straker	2	5	3.92	16	14	1	1	1	82.2	86	39	36	8	25	23
Toliver	7	6	4.24	21	19	0	0	0	114.2	116	57	54	8	52	69
Viola	24	7	2.64	35	35	7	2	0	255.1	236	80	75	20	54	193
Winn	1	0	6.00	9	0	0	0	0	21.0	33	15	14	4	10	9
TOTALS	91	71	3.93	162		18	9	52	1431.2	1457	672	625	146	453	897



## 1989 TWINS STATISTICS

### Batting: (2nd in Majors)

PLAYER	AVG	G	AB	R	H	TB	2B	3B	HR	RBI	BB	SO	SB	GDP
Anderson	.000	1	1	0	0	0	0	0	0	0	0	1	0	0
Backman	.231	87	299	33	69	85	9	2	1	26	32	45	1	4
Baker	.295	43	78	17	23	30	5	1	0	9	9	18	0	0
Bush	.263	141	391	60	103	170	17	4	14	54	48	73	5	16
Castillo	.257	94	218	23	56	99	13	3	8	33	15	40	1	5
Dwyer	.316	88	225	34	71	91	11	0	3	23	28	23	2	6
Gaetti	.251	130	496	68	125	201	11	4	19	75	25	87	6	12
Gagne	.272	149	460	68	125	195	29	7	9	48	17	80	1	10
Gladden	.295	121	461	69	136	189	23	3	8	46	23	53	23	6
Hale	.209	28	67	6	14	17	3	0	0	4	1	6	0	0
Harper	.325	126	385	43	125	173	24	0	8	57	13	16	2	11
Hrbek	.272	109	375	59	102	194	17	0	25	84	53	35	3	6
Jorgensen	.174	10	23	1	4	5	1	0	0	2	4	5	0	1
Larkin	.267	136	446	61	119	164	25	1	6	46	54	57	5	13
Laudner	.222	100	239	24	53	84	11	1	6	27	25	65	1	7
Mercado	.105	19	38	1	4	4	0	0	0	1	4	4	1	0
Moses	.281	129	242	33	68	89	12	3	1	31	19	23	14	5
Newman	.253	141	446	62	113	135	18	2	0	38	59	46	25	3
Olsen	.300	3	7	0	1	1	0	0	0	0	0	0	0	0
Puckett	.339	159	635	75	215	295	45	4	9	85	41	59	11	21
Rodriguez	.455	6	11	2	5	7	2	0	0	0	0	1	0	0
Sorrento	.238	14	21	2	5	5	0	0	0	1	5	4	0	0
Toliver	.000	1	0	0	0	0	0	0	0	0	0	0	0	0
Webster	.300	14	20	3	6	8	2	0	0	1	3	2	0	0
TOTALS	.276	162	5581	740	1542	2241	278	35	117	691	478	743	111	126

### Pitching: (12th in A.L.)

PLAYER	W	L	ERA	G	GS	CG	SHO	SV	IP	H	R	ER	HR	BB	SO
Aguilera	3	5	3.21	11	11	3	0	0	75.2	71	32	27	5	17	57
Anderson	17	10	3.80	33	33	4	1	0	196.2	214	97	83	15	53	69
Berenguer	9	3	3.48	56	0	0	0	3	106.0	96	44	41	11	47	93
Booker	0	0	4.15	6	0	0	0	0	8.2	11	4	4	1	2	3
Cook	0	1	5.06	15	0	0	0	0	21.1	22	12	12	1	17	15
Drummond	0	0	3.86	8	0	0	0	1	16.1	16	7	7	0	8	9
Dyer	4	7	4.82	16	12	1	0	0	71.0	74	43	38	2	37	37
Gladden	0	0	9.00	2	0	0	0	0	1.0	2	2	2	0	1	0
Gonzalez	3	2	4.66	22	0	0	0	0	29.0	32	17	15	2	11	25
Guthrie	2	4	4.55	13	8	0	0	0	57.1	66	32	29	7	21	38
Moses	0	0	0.00	1	0	0	0	0	1.0	0	0	0	0	1	0
Oliveras	3	4	4.53	12	8	1	0	0	55.2	64	28	28	8	15	24
Rawley	5	12	5.21	27	25	1	0	0	145.0	167	89	84	19	60	68
Reardon	5	4	4.07	65	0	0	0	31	73.0	68	33	33	8	12	46
Shields	0	1	7.79	11	0	0	0	0	17.1	28	18	15	3	6	12
Smith	10	6	3.92	32	26	2	0	1	172.1	180	82	75	22	51	92
St. Claire	1	0	5.24	14	0	0	0	1	22.1	19	13	13	4	10	14
Tapani	2	2	3.86	5	5	0	0	0	32.2	34	15	14	2	8	21
Toliver	1	3	7.76	7	5	0	0	0	29.0	39	26	25	2	15	11
Tonnell	1	0	6.0	10	0	0	0	0	12.0	18	8	8	1	6	17
Viola	8	12	3.79	24	24	7	1	0	175.2	171	80	74	17	47	138
Wayne	3	4	3.30	60	0	0	0	1	71.0	55	28	26	4	36	41
West	3	2	6.41	10	5	0	0	0	39.1	48	29	28	5	19	31
TOTALS	80	82	4.28	162	19	8	38	1429.1	1495	738	680	139	500	851	

## 1990 TWINS STATISTICS

### Batting: (4th in A.L.)

PLAYER	AVG	G	AB	R	H	TB	2B	3B	HR	RBI	BB	SO	SB	GDP
Baker	.000	3	1	0	0	0	0	0	0	0	0	0	0	0
Bush	.243	73	181	17	44	70	8	0	6	18	21	27	0	2
Castillo	.219	64	137	11	30	34	4	0	0	12	3	23	0	1
Dwyer	.190	37	63	7	12	15	0	0	1	5	12	7	0	2
Gaetti	.229	154	577	61	132	217	27	5	16	85	36	101	6	22
Gagne	.235	138	388	38	91	140	22	3	7	38	24	76	8	5
Gladden	.275	136	534	64	147	201	27	6	5	40	26	67	25	17
Hale	.000	1	2	0	0	0	0	0	0	0	2	0	0	0
Harper	.294	134	479	61	141	207	42	3	6	54	19	27	3	20
Hrbek	.287	143	492	61	141	233	26	0	22	79	69	45	5	17
Larkin	.269	119	401	46	108	157	26	4	5	42	42	55	5	6
Leius	.240	14	25	4	6	10	1	0	1	4	2	2	0	2
Liriano	.254	53	185	30	47	66	5	7	0	13	22	24	5	3
Mack	.326	125	313	50	102	144	10	4	8	44	29	69	13	7
Manrique	.237	69	228	22	54	79	10	0	5	29	4	35	2	8
Moses	.221	115	172	26	38	46	3	1	1	14	19	19	2	4
Munoz	.271	22	85	13	23	29	4	1	0	5	2	16	3	7
Newman	.242	144	388	43	94	108	14	0	0	30	33	34	13	7
Ortiz	.335	71	170	18	57	66	7	1	0	18	12	16	0	4
Puckett	.298	146	551	82	164	246	40	3	12	80	57	73	5	15
Sorrento	.207	41	121	11	25	46	4	1	5	13	12	31	1	3
Webster	.333	2	6	1	2	3	1	0	0	0	1	1	0	0
TOTALS	.265	162	5499	666	1458	2117	281	39	100	625	445	749	96	148

## DO YOU Know?

...that in 1976, Twins pitcher Bill Campbell went 17-5 with a 3.00 ERA and 20 saves in 78 relief appearances. He became the second player in major league history to win and save at least 15 games in a season since saves became an official statistic in 1969 (Dodger's Mike Marshall won 15 and saved 21 in 1974). Campbell's 17 victories tied the American League record for wins in relief. In 1977, Twins reliever Tom Johnson became the third player in major league history to win and save at least 15 games. He finished the season 16-7 with a 3.12 ERA and 15 saves in 71 relief appearances.



## 1990 TWINS STATISTICS

### Pitching: (11th in A.L.)

PLAYER	W	L	ERA	G	GS	CG	SHO	SV	IP	H	R	ER	HR	BB	SO
Abbott	0	5	5.97	7	7	0	0	0	34.2	37	24	23	0	28	25
Aguilera	5	3	2.76	56	0	0	0	32	65.1	55	27	20	5	19	61
Anderson	7	18	4.53	31	31	5	1	0	188.2	214	106	95	20	39	82
Berenguer	8	5	3.41	51	0	0	0	0	100.1	85	43	38	9	58	77
Candelaria	7	3	3.39	34	1	0	0	4	58.1	55	23	22	9	9	44
Casiano	2	1	3.22	5	3	0	0	1	22.1	26	9	8	2	4	11
Drummond	3	5	4.35	35	4	0	0	1	91.0	104	46	44	8	36	49
Erickson	8	4	2.87	18	17	1	0	0	113.0	108	49	36	9	51	53
Garces	0	0	1.59	5	0	0	0	2	5.2	4	2	1	0	4	1
Guthrie	7	9	3.79	24	21	3	1	0	144.2	154	65	61	8	39	101
Leach	2	5	3.20	55	0	0	0	2	81.2	84	31	29	2	21	46
Moses	0	0	13.50	2	0	0	0	0	2.0	5	3	3	0	2	0
Savage	0	2	8.31	17	0	0	0	1	26.0	37	26	24	3	11	12
Smith	5	10	4.81	32	23	1	1	0	153.1	191	91	82	20	47	87
Japani	12	8	4.07	28	28	1	1	0	159.1	164	75	72	12	29	101
Wayne	1	1	4.19	38	0	0	0	1	38.2	38	19	18	5	13	28
West	7	9	5.10	29	27	2	0	0	146.1	142	88	83	21	78	92
Yett	0	0	2.08	4	0	0	0	0	4.1	6	2	1	1	1	2
TOTALS	74	88	4.12	162	13	13	43	143.2	1509	729	658	134	489	872	

## 1991 TWINS STATISTICS

### Batting: (1st in Majors)

PLAYER	AVG	G	AB	R	H	TB	2B	3B	HR	RBI	BB	SO	SB	GDP
Brown	.216	38	37	10	8	8	0	0	0	0	2	8	7	0
Bush	.303	93	165	21	50	80	10	1	6	23	24	25	0	5
Castillo	.167	9	12	0	2	4	0	1	0	0	0	2	0	0
Davis	.277	153	534	84	148	271	34	1	29	93	95	117	5	9
Gagne	.265	139	408	52	108	161	23	3	8	42	26	72	11	15
Gladden	.247	126	461	65	114	164	14	9	6	52	36	60	15	13
Harper	.311	123	441	54	137	197	28	1	10	69	14	22	1	14
Hrbek	.284	132	462	72	131	213	20	1	20	89	67	48	4	15
Knoblauch	.281	151	565	78	159	198	24	6	1	50	39	40	25	8
Larkin	.286	98	295	34	73	95	14	1	2	19	30	21	2	9
Lewis	.286	109	199	35	57	83	7	2	5	20	30	35	5	4
Mack	.310	143	442	19	137	234	27	8	18	74	34	79	13	11
Munoz	.283	51	138	15	39	69	7	1	7	26	9	31	3	2
Newman	.191	118	246	25	47	52	5	0	0	19	23	21	4	5
Ortiz	.209	61	134	9	28	35	5	1	0	11	15	12	0	6
Pagliarulo	.279	121	365	38	102	140	20	0	6	36	21	55	1	9
Puckett	.319	152	611	92	195	281	29	6	15	89	31	78	11	27
Sorrento	.255	26	47	6	12	26	2	0	4	13	4	11	0	3
Webster	.294	18	34	7	10	20	1	0	3	8	6	10	0	2
TOTALS	.280	162	5556	776	1557	2331	270	42	140	733	526	747	107	157

### Pitching: (3rd in A.L.)

PLAYER	W	L	ERA	G	GS	CG	SHO	SV	IP	H	R	ER	HR	BB	SO
Abbott	3	1	4.75	15	3	0	0	0	47.1	38	27	25	5	36	43
Aguilera	4	5	2.35	63	0	0	0	42	69.0	44	20	18	3	30	61
Anderson	5	11	4.96	29	22	2	0	0	134.1	148	82	74	24	42	51
Banks	1	1	5.71	5	3	0	0	0	17.1	21	15	11	1	12	16
Bedrosian	5	3	4.42	56	0	0	0	5	77.1	70	42	38	11	35	44
Casiano	0	0	7.36	15	0	0	0	0	18.1	28	16	15	4	7	6
Edens	2	2	4.09	8	6	0	0	0	33.0	34	15	15	2	10	19
Erickson	20	8	3.18	32	32	5	3	0	204.0	189	80	72	13	71	108
Guthrie	7	5	4.32	41	12	0	0	2	98.0	116	52	47	11	41	72
Leach	1	2	3.61	50	0	0	0	0	67.1	82	28	27	3	14	32
Morris	18	12	3.43	35	35	10	2	0	246.2	226	107	94	18	92	163
Neagle	0	1	4.05	7	3	0	0	0	20.0	28	9	9	3	7	14
Japani	16	9	2.99	34	34	4	1	0	244.0	225	84	81	23	40	135
Wayne	1	0	5.11	8	0	0	0	1	12.1	11	7	7	1	4	52
West	4	4	4.54	15	12	0	0	0	71.1	66	37	36	13	28	52
Willis	8	3	2.63	40	0	0	0	2	89.0	76	31	26	4	19	53
TOTALS	95	67	3.69	162	21	12	53	144.1	1402	652	595	139	488	876	

## 1992 TWINS STATISTICS

### Batting: (1st in Majors)

PLAYER	AVG	G	AB	R	H	TB	2B	3B	HR	RBI	BB	SO	SB	GDP
Brito	.143	8	14	1	2	3	1	0	0	2	0	4	0	0
Brown	.067	35	15	8	1	1	0	0	0	0	2	4	2	0
Bruett	.250	56	76	7	19	23	4	0	0	2	6	12	6	0
Bush	.214	100	182	14	39	55	8	1	2	22	11	37	1	5
Davis	.288	138	444	63	128	195	27	2	12	66	73	76	4	11
Gagne	.246	146	439	53	108	152	23	0	7	39	19	83	6	11
Harper	.307	140	502	58	154	206	25	0	9	73	26	22	0	15
Hill	.294	25	51	7	15	18	3	0	0	5	5	6	0	0
Hrbek	.244	112	394	52	96	161	20	0	15	58	71	56	5	12
Jorgensen	.310	22	58	5	18	25	3	0	0	5	3	3	0	4
Knoblauch	.297	153	600	104	178	215	19	6	2	58	88	60	34	8
Larkin	.246	115	337	38	83	121	18	1	6	42	28	43	7	7
Lewis	.249	129	409	50	102	130	18	2	2	35	34	61	6	10
Mack	.315	156	600	101	189	280	31	6	16	75	64	106	26	8
Munoz	.270	127	418	44	113	171	16	3	12	71	17	90	4	18
Pagliarulo	.200	42	105	10	21	25	4	0	0	9	1	17	1	1
Parks	.333	7	6	1	2	2	0	0	0	0	1	1	0	0
Puckett	.329	160	639	104	210	313	38	4	19	110	44	97	17	17
Quinones	.200	3	5	0	1	1	0	0	0	1	0	0	0	0
Reboullet	.190	73	137	15	26	38	7	1	1	16	23	26	3	0
Reed	.182	14	33	2	6	8	2	0	0	4	2	11	0	0
Webster	.280	53	118	10	33	48	10	1	1	13	9	11	0	3
TOTALS	.277	162	5582	704	1544	2185	275	27	104	701	527	834	123	130



## 1992 TWINS STATISTICS

### Pitching: (3rd in A.L.)

PLAYER	W	L	ERA	G	GS	CG	SHO	SV	IP	H	R	ER	HR	BB	SO
Abbott	0	0	3.27	6	0	0	0	0	11.0	12	4	4	1	5	13
Aguilera	2	6	2.84	64	0	0	0	41	66.2	60	28	21	7	17	52
Banks	4	4	5.70	16	12	0	0	0	71.0	80	46	45	6	37	37
Casian	1	0	2.70	6	0	0	0	0	6.2	7	2	2	0	1	2
Edens	6	3	2.83	52	0	0	0	3	76.1	65	26	24	1	36	57
Erickson	13	12	3.40	32	32	5	0	0	212.0	197	86	80	18	83	101
Gozo	0	0	27.00	2	0	0	0	0	1.2	7	5	5	2	0	1
Guthrie	2	3	2.88	54	0	0	0	5	75.0	59	27	24	7	23	76
Kipper	3	3	4.42	25	0	0	0	0	38.2	40	23	19	6	14	22
Krueger	10	6	4.30	27	27	2	2	0	161.1	166	82	77	18	46	86
Mahomes	3	4	5.04	14	13	0	0	0	69.2	73	41	39	5	37	44
Smiley	16	9	3.21	34	34	5	2	0	241.0	205	93	86	17	65	163
Tapani	16	11	3.97	34	34	4	1	0	220.0	226	103	97	17	48	138
Trombley	3	2	3.30	10	7	0	0	0	46.1	43	20	17	5	17	38
Wayne	3	3	2.63	41	0	0	0	0	48.0	46	18	14	2	19	29
West	1	3	6.99	9	3	0	0	0	28.1	32	24	22	3	20	19
Willis	7	3	2.72	59	0	0	0	1	79.1	73	25	24	4	11	45
TOTALS	90	72	3.70	162	0	16	13	50	1453.0	1391	653	598	121	478	923

## 1993 TWINS STATISTICS

### Batting: (8th in A.L.)

PLAYER	AVG	G	AB	R	H	TB	2B	3B	HR	RBI	BB	SO	SB	GDP
Becker	.286	3	7	3	2	4	2	0	0	0	5	4	1	0
Brito	.241	27	54	8	13	27	2	0	4	9	1	20	0	1
Bruett	.250	17	20	2	5	7	2	0	0	1	1	4	0	1
Bush	.156	35	45	1	7	9	2	0	0	3	7	13	0	3
Hale	.333	69	186	25	62	79	6	1	3	27	18	17	2	3
Harper	.304	147	530	52	161	225	26	1	12	73	29	29	1	15
Hocking	.139	15	36	7	5	6	1	0	0	0	6	8	1	1
Hrbek	.242	123	392	60	95	183	11	1	25	83	71	57	4	12
Jorgensen	.224	59	152	15	34	44	7	0	1	12	10	21	1	7
Knoblauch	.277	153	602	82	167	208	27	4	2	41	65	44	29	11
Larkin	.264	15	34	17	38	50	7	0	0	19	21	16	0	5
Lee	.152	15	33	3	5	3	0	0	0	4	4	4	0	1
Leiss	.167	10	18	4	3	3	0	0	0	2	2	4	0	1
Mack	.276	128	503	66	139	207	30	4	10	61	41	76	15	13
Maksudian	.167	5	12	2	2	3	1	0	0	2	4	2	0	2
McCarthy	.214	98	350	36	75	100	15	2	2	21	19	80	2	13
Meares	.251	111	346	33	87	107	14	3	0	33	7	52	4	11
Munoz	.233	104	326	34	76	128	11	1	13	38	25	97	1	7
Pagliarulo	.292	83	253	31	74	107	16	4	3	23	18	34	6	5
Parks	.200	7	20	3	4	4	0	0	0	1	1	2	0	0
Puckett	.296	156	622	89	184	295	39	3	22	89	47	93	8	15
Reboulet	.258	109	340	33	62	73	8	0	1	15	35	37	5	6
Stehouak	.193	20	51	5	11	15	4	0	1	3	22	0	0	2
Webster	.198	49	106	14	21	26	2	0	1	8	11	8	1	1
Winfield	.271	143	547	72	148	242	27	2	21	76	45	86	2	15
TOTALS	.264	162	5601	693	1480	2158	261	27	121	642	493	850	83	150

### Pitching: (13th in A.L.)

PLAYER	W	L	ERA	G	GS	CG	SHO	SV	IP	H	R	ER	HR	BB	SO
Aguilera	4	3	3.11	65	0	0	0	34	72.1	60	25	25	9	14	59
Banks	11	12	4.04	31	30	0	0	0	171.1	186	91	77	17	78	138
Brummett	2	1	5.74	5	5	0	0	0	26.2	29	17	17	3	15	10
Casian	5	3	3.02	54	0	0	0	1	56.2	59	23	19	1	14	31
Deshaies	11	13	4.41	27	27	1	0	0	167.1	159	85	82	24	51	80
Erickson	8	19	5.19	34	34	1	0	0	218.2	266	138	126	17	71	116
Garces	0	0	0.00	3	0	0	0	0	4.0	4	2	0	0	2	3
Guardado	3	8	6.18	19	16	0	0	0	94.2	123	68	65	13	36	46
Guthrie	2	1	4.71	22	0	0	0	0	21.0	20	11	11	2	16	15
Hartley	1	2	4.00	53	0	0	0	1	81.0	86	38	36	4	36	57
Mahomes	1	5	7.71	12	5	0	0	0	37.1	47	34	32	8	16	23
Merriman	1	1	8.67	19	0	0	0	0	27.0	36	29	29	3	23	14
Tapani	12	15	4.43	36	35	3	1	0	225.2	243	123	111	21	57	150
Trombley	6	6	4.88	44	10	0	0	2	114.1	131	72	62	15	41	85
Ysami	1	2	6.19	41	0	0	0	1	68.1	86	51	47	9	27	30
Willis	3	0	3.10	53	0	0	0	5	58.0	56	23	20	2	17	44
TOTALS	71	91	4.71	162	0	5	3	44	1444.1	1591	830	756	148	514	907

## 1994 TWINS STATISTICS

### Batting: (5th in A.L.)

PLAYER	AVG	G	AB	R	H	TB	2B	3B	HR	RBI	BB	SO	SB	GDP
Becker	.265	28	98	12	26	32	3	0	1	8	13	25	6	2
Cole	.296	105	345	68	102	139	15	5	4	23	44	60	29	3
Dunn	.229	14	35	2	8	13	5	0	0	4	1	12	0	1
Hale	.263	67	118	13	31	43	9	0	1	11	16	14	0	2
Hocking	.323	11	31	3	10	13	3	0	0	3	0	4	2	0
Hrbek	.270	81	274	34	74	115	11	0	10	53	37	28	0	8
Knoblauch	.312	109	445	85	139	205	45	3	5	51	41	56	35	13
Leiss	.246	97	350	57	86	146	16	1	14	49	37	58	2	9
Mack	.333	81	303	55	101	171	21	2	15	61	32	51	4	11
Mahomes	.000	22	0	1	0	0	0	0	0	0	0	0	0	0
McCarthy	.260	44	131	21	34	49	8	2	1	12	7	32	2	3
Meares	.266	80	229	29	61	81	12	1	2	24	14	50	5	3
Munoz	.295	75	244	35	72	124	15	2	11	36	19	67	0	4
Parks	.191	31	89	6	17	26	6	0	1	9	4	20	0	2
Puckett	.317	108	439	79	139	237	32	3	20	112	28	47	6	11
Reboulet	.259	74	189	28	49	71	11	1	3	23	18	23	0	6
Walbeck	.204	97	338	31	69	96	12	0	5	35	17	37	1	7
Winfield	.252	77	294	35	74	125	15	3	10	43	31	51	2	7
TOTALS	.276	113	3952	594	1092	1686	239	23	103	556	359	635	94	93



## 1994 TWINS STATISTICS

### Pitching: (28th in Majors)

PLAYER	W	L	ERA	G	GS	CG	SHO	SV	IP	H	R	ER	HR	BB	SO
Aguilera	1	4	3.63	44	0	0	0	23	44.2	57	23	18	7	10	46
Campbell	1	0	2.92	14	0	0	0	0	24.2	20	8	2	5	15	15
Casian	1	3	7.08	33	0	0	0	1	40.2	57	34	32	11	12	18
Deshaies	6	12	7.39	25	25	0	0	0	130.1	170	109	107	30	54	78
Erickson	8	11	5.44	23	23	2	1	0	144.0	173	95	87	15	59	104
Garza	0	0	8.47	4	0	0	0	0	9.1	9	10	10	3	13	3
Guardado	0	2	8.47	4	0	0	0	0	17.0	26	16	16	3	4	8
Guthrie	4	2	6.14	50	2	0	0	1	51.1	65	43	35	8	18	38
Mahomes	9	5	4.73	21	21	0	0	0	120.0	121	68	63	22	62	53
Merriman	0	1	6.35	15	0	0	0	0	17.0	18	13	12	0	14	10
Pulido	3	7	5.98	19	14	0	0	0	84.1	87	57	56	17	40	32
Schullstrom	0	0	2.77	9	0	0	0	1	13.0	13	7	4	0	5	13
Stevens	5	2	6.80	24	0	0	0	0	45.0	55	35	34	6	23	24
Japani	11	7	4.62	24	24	4	1	0	156.0	181	86	80	13	39	91
Trombley	2	0	6.33	24	0	0	0	0	48.1	56	36	34	10	18	32
Willis	2	4	5.92	49	0	0	0	3	59.1	89	48	39	6	12	37
TOTALS	53	60	5.68	113	6	4	29	1005.0	1197	688	634	153	388	602	

## 1995 TWINS STATISTICS

### Batting: (4th in A.L.)

PLAYER	AVG	G	AB	R	H	TB	2B	3B	HR	RBI	BB	SO	SB	GDP
Becker	.237	106	392	45	93	116	15	1	2	33	34	95	8	9
Brito	.200	5	5	1	1	4	0	0	0	0	3	0	0	1
Calk	.339	36	109	17	37	60	8	3	3	15	2	11	3	5
Clark	.342	28	79	10	27	37	3	2	1	14	8	15	1	0
Coomer	.257	37	101	15	26	46	3	1	5	19	9	11	0	9
Cordova	.277	137	512	81	142	249	27	4	24	84	52	111	20	10
Dunn	.000	5	6	0	0	0	0	0	0	0	1	3	0	0
Hale	.262	69	103	10	27	37	4	0	2	18	11	20	0	6
Hocking	.200	9	25	4	5	9	0	2	0	3	2	2	1	1
Ingram	.125	4	8	0	1	1	0	0	0	1	2	1	0	1
Knoiblauch	.333	136	538	107	179	262	34	8	11	63	78	95	46	15
Lewton	.317	21	60	11	19	28	4	1	1	12	7	18	2	1
Levis	.247	117	372	51	92	130	16	5	4	45	49	54	22	14
Maas	.193	22	57	5	11	18	4	0	1	5	7	11	0	4
Masteller	.237	71	198	21	47	68	12	0	3	21	18	19	1	7
McCarthy	.218	25	55	10	12	17	3	1	0	4	4	8	0	1
Meares	.269	116	390	57	105	168	19	4	12	49	15	68	10	17
Merullo	.282	76	195	19	55	74	14	1	1	27	14	27	0	5
Munoz, P	.301	104	376	45	113	184	17	0	18	58	19	86	0	14
Puckett	.314	137	538	83	169	277	39	0	23	99	56	89	3	15
Raabe	.214	6	14	4	3	3	0	0	0	1	1	0	0	0
Reboullet	.292	87	216	39	63	86	11	0	4	23	27	34	1	3
Stahovnik	.266	94	263	28	70	98	19	0	3	23	30	61	5	3
Walbeck	.257	115	393	40	101	124	18	1	1	44	25	71	3	11
TOTALS	.279	144	5005	703	1398	2096	270	34	120	662	471	916	105	152

### Pitching: (28th in Majors)

PLAYER	W	L	ERA	G	GS	CG	SHO	SV	IP	H	R	ER	HR	BB	SO
Aguilera	1	1	2.52	22	0	0	0	12	25.0	20	7	7	2	6	29
Campbell	0	0	4.56	6	0	0	0	0	8.2	8	5	0	5	5	5
Erickson	4	6	5.95	15	15	0	0	0	87.2	102	61	58	11	32	45
Guardado	4	9	5.12	51	5	0	0	2	91.1	99	54	52	13	45	71
Guthrie	5	3	4.46	36	0	0	0	0	42.1	47	22	21	5	16	48
Harris	0	5	8.82	7	6	0	0	0	32.2	50	35	32	5	16	21
Hawkins	2	3	8.67	6	6	1	0	0	27.0	39	29	26	3	12	9
Horsman	0	0	7.00	6	0	0	0	0	9.0	12	8	7	2	4	4
Klingenberg	0	2	8.57	18	4	0	0	0	48.1	69	48	46	16	24	27
Mahomes	4	10	6.37	47	7	0	0	3	94.2	100	74	67	22	47	67
Munoz, O	2	1	5.60	10	3	0	0	0	35.1	40	28	22	6	17	25
Parra	1	5	7.59	12	12	0	0	0	61.2	83	59	52	11	22	29
Radke	11	14	5.32	29	28	2	1	0	181.0	195	112	107	32	47	75
Robertson	2	0	3.83	25	4	1	0	0	51.2	48	28	22	4	31	38
Rodriguez	0	6	5.30	16	16	0	0	0	90.1	93	64	54	8	47	45
Santford	0	0	5.30	16	16	0	0	0	18.2	16	11	11	7	16	17
Schullstrom	0	0	6.89	37	0	0	0	0	47.0	66	36	36	8	22	21
Stevens	5	4	5.07	56	0	0	0	10	65.2	74	40	37	14	32	47
Japani	6	11	4.92	20	20	3	1	0	133.2	155	79	73	21	34	88
Trombley	4	8	5.62	20	18	0	0	0	97.2	107	68	61	18	42	68
Watkins	0	0	5.40	27	0	0	0	0	21.2	22	14	13	2	11	11
Willis	0	0	94.50	3	0	0	0	0	0.2	5	7	7	0	5	0
TOTALS	56	88	5.76	144	7	2	27	1272.2	1450	889	815	210	533	790	

## TEN-OR-MORE YEARS WITH TWINS

### Player

### Years

Tony Oliva  
Harmon Killebrew  
Kent Hrbek  
Jim Kaat  
Randy Bush  
Rod Carew  
Kirby Puckett  
Brad Radke  
Eddie Guardado  
Rick Aguilera  
Bert Blyleven

15 (1962-76)  
14 (1961-74)  
14 (1981-94)  
13 (1961-73)  
12 (1982-93)  
12 (1967-78)  
12 (1984-95)  
12 (1995-06)  
12 (1993-03, 08)  
11 (1989-99)  
11 (1970-76, 85-88)

### Player

### Years

Denny Hocking  
Joe Mauer  
Justin Morneau  
Bob Allison  
Michael Cuddyer  
Greg Gagne  
Gary Gaetti  
Torii Hunter  
Jim Perry  
Rich Reese  
Roy Smalley

11 (1993-03)  
11 (2004-present)  
11 (2003-13)  
10 (1961-70)  
10 (2001-11)  
10 (1983-92)  
10 (1981-90)  
11 (1997-2007, 2015-present)  
10 (1963-72)  
10 (1964-73)  
10 (1976-82, 85-87)



# 1996 TWINS STATISTICS

## Batting: (3rd in A.L.)

PLAYER	AVG	G	AB	R	H	TB	2B	3B	HR	RBI	BB	SO	SB	GDP
Becker	.291	148	525	92	153	228	31	4	12	71	68	118	19	14
Brede	.300	10	20	2	6	8	0	1	0	2	1	5	0	1
Coomer	.296	95	233	34	69	119	12	1	12	41	17	24	3	10
Cordova	.309	145	569	97	176	272	46	1	16	111	53	96	11	18
Durant	.210	40	81	15	17	24	3	0	0	5	10	15	3	2
Hells	.276	85	81	16	25	34	5	0	1	16	10	6	0	3
Hocking	.197	49	127	16	25	34	6	0	1	10	8	24	3	2
Hollins	.242	121	422	71	102	167	26	0	13	53	71	102	6	9
Kelly	.323	98	322	41	104	147	17	4	6	47	23	53	10	17
Knoblauch	.341	153	578	140	197	299	35	14	13	72	98	74	45	9
Lawton	.258	79	252	34	65	92	7	1	6	42	28	28	4	6
Meares	.267	152	517	66	138	202	26	7	8	67	17	90	9	19
Molitor	.341	161	660	99	225	309	41	8	9	113	56	72	18	21
Myers	.286	97	329	37	94	140	22	3	6	47	19	52	0	11
Quintan	.000	4	6	0	0	0	0	0	0	0	0	3	0	0
Raabe	.222	7	9	0	2	2	0	0	0	1	0	1	0	0
Reboullet	.222	107	234	20	52	61	9	0	0	23	25	34	4	10
Stahovnik	.284	130	405	72	115	190	30	3	13	61	59	114	3	9
Walbeck	.223	63	213	25	46	54	10	0	2	24	9	34	3	6
Walker	.256	25	82	8	21	27	6	0	0	6	4	13	2	4
TOTALS	.288	162	5673	877	1633	2413	332	47	118	812	576	958	143	172

## Pitching: (12th in A.L.)

PLAYER	W	L	ERA	G	GS	CG	SHO	SV	IP	H	R	ER	HR	BB	SO
Aguilera	8	6	5.42	19	19	2	0	0	111.1	124	69	67	20	27	83
Aldred	6	5	5.09	25	17	0	0	0	122.0	134	73	69	20	42	75
Bennett	2	0	7.90	24	0	0	0	1	27.1	33	24	24	7	16	13
Guardado	6	5	5.25	83	0	0	0	4	73.2	61	45	43	12	33	74
Hansell	3	0	5.69	50	0	0	0	3	74.1	83	48	47	14	31	46
Hawkins	1	1	8.20	7	6	0	0	0	26.1	42	24	24	8	9	24
Klingensbeck	1	1	7.85	10	3	0	0	0	28.2	42	28	25	5	10	15
Mahomes	1	4	7.20	20	5	0	0	0	45.0	63	38	36	10	27	30
Milchin	2	1	8.31	26	0	0	0	0	21.2	31	21	20	6	12	19
Miller	1	2	9.23	7	7	0	0	0	26.1	45	29	27	7	9	15
Naulty	3	2	3.79	49	0	0	0	4	57.0	43	26	24	5	35	56
Perra	5	5	6.04	27	3	0	0	0	70.0	88	48	47	15	27	50
Radek	11	16	4.46	31	31	2	0	0	232.0	231	125	115	40	57	148
Robertson	7	17	5.12	36	31	2	3	0	186.1	197	113	106	22	116	114
Rodriguez	13	14	5.05	38	33	3	0	2	206.2	218	129	116	27	78	110
Serafini	0	1	10.38	1	1	0	0	0	4.1	7	5	5	1	2	1
Stevens	3	3	4.66	49	0	0	0	11	58.0	58	31	30	12	25	29
Trombley	5	1	3.01	43	0	0	0	6	68.2	61	24	23	2	25	57
TOTALS	78	84	5.28	162	162	13	5	31	1439.2	1561	900	844	233	581	959

# 1997 TWINS STATISTICS

## Batting: (3rd in A.L.)

PLAYER	AVG	G	AB	R	H	TB	2B	3B	HR	RBI	BB	SO	SB	GDP
Becker	.264	132	443	61	117	175	22	3	10	45	62	130	17	4
Brede	.274	61	190	25	52	74	11	1	3	21	21	38	7	7
Colburn	.281	70	217	24	61	90	14	0	5	26	8	38	1	7
Coomer	.298	140	525	64	156	229	30	2	13	86	22	91	4	11
Cordova	.246	103	378	44	93	164	18	4	15	51	30	92	5	13
Hocking	.257	115	293	28	65	91	12	4	2	25	18	51	3	6
Hunter		1	0	0	0	0	0	0	0	0	0	0	0	0
Jackson	.254	49	130	19	33	46	2	1	3	21	4	21	2	2
Kelly	.287	75	247	39	71	109	19	2	5	37	17	50	7	4
Knoblauch	.291	156	611	117	178	251	26	10	9	58	84	84	62	11
Latham	.182	15	22	4	4	5	1	0	0	1	0	8	0	0
Lawton	.248	142	460	74	114	191	29	3	14	60	76	81	7	7
Meares	.276	134	439	63	121	180	23	3	10	60	18	86	7	9
Miller D	.273	25	66	5	18	25	1	0	2	13	2	12	0	2
Molitor	.305	135	538	63	164	234	32	4	10	89	45	73	11	8
Myers	.267	62	165	24	44	72	11	3	5	28	16	29	0	4
Ortiz	.327	15	49	10	16	22	3	0	1	6	2	19	0	1
Stahovnik	.229	91	275	33	63	110	17	0	10	33	24	73	5	7
Steinbach	.248	122	447	60	111	176	27	1	12	54	35	106	6	14
Valentin	.286	4	7	1	2	2	0	0	0	0	0	3	0	0
Walker	.237	52	156	15	37	55	7	1	3	16	11	30	7	5
Pitchers	.111	162	18	0	2	2	0	0	0	1	0	6	0	1
TOTALS	.270	162	5634	772	1522	2303	305	40	132	730	495	1121	151	117

## Pitching: (12th in A.L.)

PLAYER	W	L	ERA	G	GS	CG	SHO	SV	IP	H	R	ER	HR	BB	SO
Aguilera	5	4	3.82	61	0	0	0	26	68.1	65	29	29	9	22	68
Aldred	2	10	7.68	17	15	0	0	0	77.1	102	66	66	20	28	33
Bowers	0	3	8.05	5	5	0	0	0	19.0	27	20	17	2	8	7
Guardado	0	4	3.91	69	0	0	0	1	46.0	45	23	20	7	17	54
Hawkins	6	12	5.84	20	20	0	0	0	103.1	134	71	67	19	47	58
Jarvis	0	0	12.46	6	2	0	0	0	13.0	23	18	18	4	8	9
Miller J	1	5	7.63	13	7	0	0	0	48.1	64	49	41	8	23	26
Naulty	0	1	5.87	29	0	0	0	1	30.2	29	20	20	8	10	23
Olson	0	0	18.36	1	0	0	0	0	8.1	19	17	17	0	11	6
Radek	0	10	5.87	35	35	4	0	0	238.2	238	114	103	28	48	174
Ritchie	2	3	4.58	42	0	0	0	0	74.2	87	41	38	11	28	44
Robertson	8	12	5.69	31	26	0	0	0	147.0	169	105	93	19	70	69
Rodriguez	3	6	4.62	43	15	0	0	0	142.1	147	82	73	12	60	65
Serafini	2	1	3.42	6	4	1	0	0	26.1	27	11	10	1	11	15
Stevens	1	3	9	6	6	0	0	0	23.0	41	23	23	8	17	16
Swindell	7	4	3.58	65	1	0	0	1	115.2	102	46	46	12	25	75
Tewksbury	8	13	4.22	26	26	5	2	0	168.2	200	83	79	12	31	92
Trombley	2	3	4.37	67	0	0	0	1	82.1	77	43	40	7	31	74
TOTALS	68	94	5.00	162	162	10	4	30	1434.0	1596	861	796	187	495	908



## 1998 TWINS STATISTICS

### Batting: (9th in A.L.)

PLAYER	AVG	G	AB	R	H	TB	2B	3B	HR	RBI	BB	SO	SB	GDP
Coomer	.276	137	529	54	146	215	22	1	15	72	18	72	2	22
Cordova	.253	119	438	52	111	165	20	2	10	69	50	103	3	14
Gates	.249	107	333	31	83	107	15	0	3	42	36	46	3	6
Hocking	.202	110	198	32	40	57	6	1	3	15	16	44	2	2
Hunter	.235	6	17	0	4	5	1	0	0	2	2	6	0	0
Koskie	.138	11	29	2	4	7	0	0	1	2	2	10	0	0
Latham	.160	34	94	14	15	19	0	0	1	5	13	36	4	0
Lawton	.278	152	557	91	155	266	36	6	21	77	86	64	16	10
Mearns	.260	149	543	56	141	200	26	3	9	70	24	86	7	12
Merced	.289	63	204	22	59	86	12	0	5	33	17	29	1	4
Mientkiewicz	.200	8	25	1	5	6	1	0	0	2	4	3	1	0
Molitor	.281	126	502	75	141	192	29	5	4	69	45	41	9	19
Nixon	.297	110	448	71	133	154	6	6	1	20	44	56	37	14
Ochoa	.257	94	249	35	64	88	14	2	2	25	10	35	6	7
Ortiz	.277	86	278	47	77	124	20	0	9	46	39	72	1	8
Pierzynski	.300	7	10	1	3	3	0	0	0	1	1	2	0	0
Shave	.250	19	40	7	10	16	3	0	1	5	3	10	1	0
Stachowiak	.105	9	19	2	3	5	0	0	1	1	0	7	0	0
Steinbach	.242	124	427	45	102	173	25	2	14	54	38	89	0	16
Valentin	.188	55	162	11	32	50	7	1	3	18	11	30	0	0
Walker	.316	143	528	84	167	250	41	3	12	62	47	65	19	13
Pitchers	.313	162	16	1	5	5	0	0	0	1	0	9	0	0
TOTALS	.266	162	5641	734	1499	2193	285	32	115	691	506	915	112	155

### Pitching: (8th in A.L.)

PLAYER	W	L	ERA	G	GS	CG	SHO	SV	IP	H	R	ER	HR	BB	SO
Aguilera	4	9	4.24	68	0	0	0	38	74.1	75	35	35	8	15	57
Baptist	0	1	5.67	13	0	0	0	0	27.0	34	18	17	5	11	11
Carrasco	4	2	4.38	63	0	0	0	1	61.2	75	30	30	4	31	46
Guardado	3	1	4.52	79	0	0	0	0	65.2	66	34	33	10	28	53
Hawkins	7	14	5.25	33	33	0	0	0	190.1	227	126	111	27	61	105
Miller	0	2	3.86	14	0	0	0	0	23.1	25	10	10	0	11	23
Milton	8	14	5.64	32	32	1	0	0	172.1	195	113	108	25	70	107
Morgan	4	2	3.49	18	17	0	0	0	98.0	108	41	38	13	24	50
Neufluy	0	2	4.94	19	0	0	0	0	23.2	25	16	13	3	10	15
Radke	12	14	4.30	32	32	5	0	0	213.2	238	109	102	23	43	146
Rothrock	0	0	5.63	15	0	0	0	0	24.0	30	17	15	1	9	21
Rodriguez	1	6	6.56	20	11	0	0	0	70.0	88	58	51	6	30	62
Sampson	1	0	1.56	5	2	0	0	0	17.1	10	3	3	0	6	16
Serafini	2	4	6.48	28	9	0	0	0	75.0	95	58	54	10	29	46
Swindell	3	3	3.66	52	0	0	0	2	66.1	67	27	27	10	18	45
Tewksbury	7	13	4.79	26	25	1	0	0	148.1	174	82	79	19	20	60
Trombley	6	5	3.63	77	1	0	0	1	96.2	90	41	39	16	41	89
TOTALS	70	92	4.75	162	7	7	8	42	1447.2	1622	818	764	180	457	952

## 1999 TWINS STATISTICS

### Batting: (11th in A.L.)

PLAYER	AVG	G	AB	R	H	TB	2B	3B	HR	RBI	BB	SO	SB	GDP
Allen	.277	137	481	69	133	190	21	3	10	46	37	89	14	10
Coomer	.263	127	467	53	123	198	25	3	16	65	30	69	2	16
Cordova	.265	124	425	62	121	197	28	0	3	14	70	48	96	13
Cummings	.263	116	322	3	10	13	0	0	1	9	3	4	2	0
Davidson	.136	16	22	3	3	3	0	0	0	3	0	4	2	2
Gates	.255	110	306	40	78	104	13	2	3	38	44	56	1	11
Guzman	.226	131	420	47	95	116	12	3	1	26	22	90	9	5
Hocking	.267	136	386	47	103	146	18	2	7	41	22	54	11	10
Hunter	.255	135	384	52	98	146	17	2	9	35	26	72	10	9
Jones	.289	95	322	54	93	148	24	2	9	44	17	63	3	7
Koskie	.310	117	342	42	106	160	21	0	11	58	40	72	4	6
Latham	.091	14	22	1	2	2	0	0	0	3	0	13	0	0
Lawton	.259	118	406	58	105	144	18	0	7	54	57	42	26	11
Mientkiewicz	.229	118	327	34	75	108	21	3	2	32	43	51	1	13
Ortiz	.000	10	20	1	0	0	0	0	0	0	5	12	0	2
Pierzynski	.273	9	22	3	6	8	2	0	0	0	3	4	0	0
Steinbach	.284	101	338	35	96	132	16	4	4	42	38	54	2	10
Valentin	.248	78	218	22	54	83	12	1	5	28	22	39	0	2
Walker	.279	143	531	62	148	211	37	4	6	46	52	83	18	15
Pitchers	.056	161	18	0	1	1	0	0	0	3	8	0	0	0
TOTALS	.264	161	5495	686	1450	2110	285	30	105	643	500	978	118	151

### Pitching: (9th in A.L.)

PLAYER	W	L	ERA	G	GS	CG	SHO	SV	IP	H	R	ER	HR	BB	SO
Aguilera	3	1	1.27	17	0	0	0	6	21.1	10	3	3	2	2	13
Carrasco	2	3	4.96	39	0	0	0	1	49.0	48	29	27	3	18	35
Guardado	2	5	4.50	63	0	0	0	2	48.0	37	24	24	6	25	50
Hawkins	10	14	6.66	33	33	1	0	0	174.1	238	136	129	29	60	103
Lincoln	3	10	6.84	18	15	0	0	0	76.1	102	59	58	11	26	27
Mays	6	11	4.37	49	20	2	1	0	171.0	179	92	83	24	67	115
Miller	2	2	2.72	52	0	0	0	0	49.2	55	19	15	3	16	40
Milton	7	11	4.49	34	34	5	2	0	206.1	190	111	103	28	63	163
Perkins	1	7	6.54	29	12	0	0	0	86.2	117	69	63	14	43	44
Radke	12	14	3.75	33	33	4	0	0	218.2	239	97	91	28	44	121
Rath	0	1	12.66	5	5	0	0	0	8.2	15	12	12	4	4	2
Redman	0	1	11.57	5	1	0	0	0	4.2	6	6	6	1	5	1
Romero	1	0	8.53	5	1	0	0	0	12.2	17	13	12	3	7	11
Ryan	0	0	3.72	5	0	0	0	0	9.2	13	4	4	0	0	4
Sampson	1	4	4.87	8	8	1	0	0	40.2	46	23	22	9	17	15
Simpson	3	2	8.11	30	4	0	0	0	71.0	107	65	64	17	34	56
Trombley	2	8	4.33	75	0	0	0	24	87.1	93	42	42	15	28	82
Wells	8	3	3.81	76	0	0	0	1	87.1	79	41	37	8	28	44
TOTALS	63	97	5.00	161	13	8	34	1423.1	1591	845	791	208	487	927	



# 2000 TWINS STATISTICS

## Batting: (10th in A.L.)

PLAYER	AVG	G	AB	R	H	2B	3B	HR	RBI	SH	SF	1B	BB	SO	SB	CS	E	OBP
Allen	.300	15	50	2	15	3	0	0	7	0	1	1	3	14	0	2	0	.345
Ardoon	.125	15	32	4	4	1	0	1	5	0	0	0	8	10	0	0	1	.300
Barnes	.351	11	37	5	13	4	0	0	2	0	0	2	2	6	0	1	0	.415
Blake	.188	7	16	1	3	2	0	0	1	0	1	1	3	7	0	0	0	.333
Buchanan	.232	30	92	10	19	3	0	1	8	0	2	1	8	22	0	2	0	.301
Centzaro	.269	102	346	43	93	21	1	7	40	0	0	0	1	24	57	0	2	.318
Coomer	.270	140	544	64	147	29	1	16	82	0	5	4	36	50	2	0	5	.317
Cummings	.276	77	191	28	50	10	0	4	22	1	0	3	11	25	0	0	0	.328
Guzman	.247	156	631	89	156	25	20	8	54	7	4	2	46	101	28	10	22	.299
Hocking	.298	134	373	52	111	24	4	4	47	7	5	0	48	77	7	5	5	.373
Hunter	.280	99	336	44	94	14	7	5	44	0	2	2	18	68	4	3	3	.318
Huskey	.223	64	215	22	48	13	0	5	27	0	3	2	25	49	0	2	3	.306
Jensen	.209	52	139	16	29	7	1	3	14	1	0	0	24	36	0	1	2	.325
Jones	.285	154	523	66	149	26	5	19	76	1	0	0	26	111	7	5	2	.319
Koskie	.300	146	474	79	142	32	4	9	65	1	3	4	77	104	5	4	12	.400
Lawton	.305	156	561	84	171	44	2	13	88	0	5	7	91	63	23	7	5	.405
LeCroy	.174	56	167	18	29	10	0	5	17	1	3	2	17	38	0	0	4	.254
Maxwell	.243	64	111	14	27	6	0	1	11	0	3	1	9	32	0	1	6	.298
Mientkiewicz	.429	3	14	0	6	0	0	1	4	0	0	0	0	0	0	0	0	.400
Mosler	.211	48	128	13	27	3	1	1	9	1	1	0	9	33	0	0	6	.261
Ortiz	.282	130	415	59	117	36	1	10	63	0	6	0	57	81	1	0	1	.364
Pierzynski	.307	33	88	12	27	5	1	2	11	0	1	2	5	14	1	0	0	.354
Rivas	.310	16	58	8	18	4	1	0	6	2	2	0	2	4	2	0	1	.323
Walker	.234	23	77	14	18	1	0	2	8	0	3	0	7	10	3	0	4	.287
Pitchers	.176	162	17	1	3	2	0	0	0	2	0	0	0	9	0	0	14	.176
TOTALS	.270	162	5615	748	1516	325	49	116	711	24	51	35	556	1021	90	45	102	.337

## Pitching: (11th in A.L.)

PLAYER	W	L	RA	G	GS	CS	SH	SV	IP	H	R	ER	HR	HB	BB	SO	WP	BK	BAA
Bergman	4	5	9.66	15	14	0	0	0	68.0	111	76	73	18	2	33	35	2	0	.374
Carrasco	4	3	4.25	61	0	0	0	1	72.0	75	38	34	6	3	33	57	14	0	.271
Cressend	0	0	5.27	11	0	0	0	0	13.2	20	8	8	0	0	6	6	0	0	.364
Guardado	7	4	3.94	70	0	0	0	9	61.2	55	27	27	14	1	25	52	1	1	.238
Hawkins	2	5	3.39	66	0	0	0	14	87.2	85	34	33	7	1	32	59	6	0	.256
Kinney	2	2	5.10	8	8	0	0	0	42.1	41	26	24	7	0	25	24	4	0	.261
Lincoln	0	3	10.89	8	4	0	0	0	26.2	36	25	25	10	2	13	15	1	0	.383
Mays	7	15	5.56	31	28	2	1	0	160.1	193	105	98	29	2	67	102	11	0	.290
Miller	2	3	3.90	67	0	0	0	1	67.0	83	35	29	4	1	32	62	2	0	.297
Milton	13	10	4.86	33	33	0	0	0	200.0	205	123	108	35	7	44	160	5	0	.260
Mota	0	0	8.44	4	0	0	0	0	5.1	10	5	5	1	0	1	3	1	0	.370
Radke	12	16	4.45	34	34	4	1	0	226.2	261	119	112	27	5	51	141	5	0	.286
Redman	12	9	4.76	32	32	0	0	0	151.1	168	81	80	22	3	45	117	6	0	.281
Romero	2	7	7.02	15	11	0	0	0	57.2	72	51	45	8	1	30	50	2	1	.312
Ryan	0	1	7.62	16	1	0	0	0	26.0	37	24	22	8	1	10	19	2	0	.330
Santana	2	3	6.49	30	5	0	0	0	86.0	102	64	62	11	2	54	64	5	2	.302
Wells	0	7	3.65	76	0	0	0	10	86.1	80	39	35	14	4	15	76	1	0	.247
TOTALS	69	93	5.14	162	6	4	35	1432.2	1634	880	819	212	35	516	1042	68	4	.287	

# 2001 TWINS STATISTICS

## Batting: (4th in A.L.)

PLAYER	AVG	G	AB	R	H	2B	3B	HR	RBI	SH	SF	1B	BB	SO	SB	CS	E	OBP
Allen	.263	57	175	20	46	13	2	4	20	0	1	0	19	37	1	2	2	.333
Barnes	.048	7	21	1	1	0	0	0	0	0	0	0	3	3	0	0	2	.130
Blake	.318	10	22	1	7	1	0	0	2	0	0	0	3	8	0	0	1	.400
Buchanan	.274	69	197	28	54	12	0	10	32	0	1	2	19	58	1	1	2	.342
Cuddyer	.222	8	18	1	4	2	0	0	1	0	0	0	2	6	1	0	1	.300
Guzman	.302	118	493	80	149	28	14	10	51	8	0	5	21	78	25	8	21	.337
Hocking	.251	112	327	34	82	16	2	3	25	4	1	2	29	67	6	1	5	.315
Hunter	.261	148	564	82	147	32	5	27	92	1	1	8	29	125	9	6	4	.306
Jones	.276	149	475	57	131	25	0	14	49	2	0	3	39	92	12	9	5	.335
Kielty	.250	37	104	8	26	8	0	2	14	0	5	1	8	25	3	0	3	.297
Koskie	.276	153	562	100	155	37	2	26	103	0	7	12	68	118	27	6	15	.362
Lawton	.283	103	376	71	110	25	0	10	51	0	2	3	63	46	19	6	4	.396
LeCroy	.425	15	40	6	17	5	0	3	12	0	1	1	0	8	0	0	0	.429
Maxwell	.191	39	68	4	13	4	0	1	10	1	0	0	9	23	2	0	2	.286
McCracken	.219	24	64	7	14	2	2	0	3	1	0	0	5	13	0	1	0	.275
Mientkiewicz	.306	151	543	77	166	39	1	15	74	0	7	9	67	92	2	6	4	.387
Mohr	.235	20	51	6	12	2	0	0	4	0	1	0	5	17	1	1	0	.298
Ortiz	.234	89	303	46	71	17	1	18	48	1	2	1	40	68	1	0	0	.324
Pierzynski	.289	114	381	51	110	33	2	7	55	1	2	4	16	57	1	7	10	.322
Prince	.219	64	196	19	43	4	1	7	23	0	1	6	12	39	3	1	0	.284
Rivas	.266	153	563	70	150	21	6	7	47	5	5	6	40	99	31	11	15	.319
Pitchers	.353	19	17	2	6	2	0	0	1	1	0	0	0	4	0	0	1	.353
TOTALS	.272	162	5560	771	1514	328	38	164	717	25	38	64	495	1083	146	67	96	.337

# TWINS POSTSEASON CLINCHING DATES

Year	Game	Date	Details
1965	157	September 26	Twins defeated Washington 2-1 at Washington
1969	153	September 22	Twins defeated Kansas City 4-3 at Kansas City
1970	154	September 22	Twins defeated Oakland 5-3 at Oakland
1987	157	September 28	Twins defeated Texas 5-3 at Texas
1991	155	September 29	Twins lost 2-1 at Toronto while Chicago lost 2-1 to Seattle
2002	150	September 15	Twins won 5-0 at Cleveland while Chicago lost 8-4 to New York
2003	157	September 23	Twins won 4-1 vs. Cleveland while Chicago and Kansas City lost
2004	150	September 20	Twins defeated Chicago 8-2 at Chicago
2006	162	September 26	Twins defeated Kansas City 3-2 to clinch a playoff spot, eventually Division title
2009	163	October 6	Twins defeated Detroit 6-5 in 12 innings in Central Division Tiebreaker game
2010	151	September 21	Twins defeat Cleveland 6-4, 91st win of season, Gardenhire's 800th career win



## 2001 TWINS STATISTICS

### Pitching: (7th in A.L.)

PLAYER	W	L	ERA	G	GS	CG	SH	SV	IP	H	R	ER	HR	HB	BB	SO	WP	BK	BAA
Balfour	0	0	13.50	2	0	0	0	0	2.2	3	4	2	0	3	2	0	0	0	333
Carrasco	4	3	4.64	56	0	0	0	1	73.2	77	40	38	8	0	30	70	7	1	277
Cressend	3	2	3.67	44	0	0	0	0	56.1	50	24	23	6	1	16	40	2	0	237
Duvall	0	0	7.71	8	0	0	0	0	4.2	7	4	4	1	0	2	4	1	0	368
Fiore	0	1	5.68	4	0	0	0	0	6.1	15	4	4	0	0	2	5	0	0	208
Guardado	7	5	3.53	67	0	0	0	12	66.2	47	27	26	5	1	23	67	4	0	197
Hawkins	1	5	5.96	62	0	0	0	28	51.1	59	34	34	3	1	39	36	7	0	291
Johnson	1	2	8.28	7	4	0	0	0	25.0	32	25	23	6	5	13	17	1	0	323
Jones	1	0	3.26	24	0	0	0	2	19.1	27	8	7	3	0	7	15	0	0	333
Lohse	4	7	5.68	19	16	0	0	0	90.1	102	60	57	16	8	29	64	5	0	284
Mays	17	13	3.16	34	34	4	2	0	233.2	205	87	82	25	5	64	123	11	0	235
Miller	1	3	4.81	45	0	0	0	0	48.2	54	30	26	5	1	20	30	1	0	283
Milton	15	7	4.32	35	34	2	1	0	220.2	222	109	106	35	5	61	157	2	0	257
Radke	15	11	3.94	33	33	6	2	0	226.0	225	105	99	24	10	26	137	4	1	271
Redman	2	4	4.22	9	9	0	0	0	49.0	57	26	23	6	0	19	29	6	0	286
Reed	4	6	5.19	12	12	0	0	0	67.2	92	45	39	12	4	14	43	1	0	325
Rincon	0	0	6.35	4	0	0	0	0	5.2	7	5	4	1	0	5	4	0	0	318
Romero	1	4	6.23	14	11	0	0	0	65.0	71	48	45	10	1	24	39	3	0	277
Santana	1	0	4.74	15	4	0	0	0	43.2	50	25	23	6	3	16	28	3	0	292
Thomas	0	2	9.37	5	5	0	0	0	16.1	20	17	17	6	1	14	6	2	0	303
Wells	8	5	5.11	65	0	0	0	2	68.2	72	39	39	12	10	18	49	0	0	273
TOTALS	85	77	4.51	162	12	8	45	1441.1	1494	766	723	192	56	445	965	58	2	268	

## 2002 TWINS STATISTICS

### Batting: (5th in A.L.)

PLAYER	AVG	G	AB	R	H	2B	3B	HR	RBI	SH	SF	HB	BB	SO	SB	CS	E	OBP
Blake	.200	9	20	2	4	1	0	0	1	0	0	0	2	7	0	0	2	.273
Buchanan	.252	44	135	19	34	5	1	5	15	0	0	2	6	33	2	1	0	.294
Canizaro	.214	38	112	14	24	8	1	0	11	1	2	1	10	22	0	1	3	.280
Cuddyer	.259	41	112	12	29	7	0	4	13	1	1	1	8	30	2	0	1	.311
Guzman	.273	148	620	80	170	31	6	9	59	8	6	2	17	79	12	13	12	.292
Hocking	.250	102	260	28	65	13	4	2	25	4	5	1	24	44	0	2	10	.310
Hunter	.289	148	561	89	162	37	4	29	94	0	3	2	35	118	23	8	3	.334
Jones	.300	149	577	96	173	37	2	27	85	4	6	2	37	129	8	5	5	.341
Kielty	.291	112	289	49	84	14	3	12	46	0	2	5	52	66	4	1	0	.405
Koskie	.267	140	490	71	131	37	3	15	69	0	5	9	72	127	10	11	12	.368
Lamb	.100	7	10	0	1	0	0	0	0	0	0	0	0	2	0	0	0	.100
Lecroy	.260	63	181	19	47	11	1	7	27	0	2	0	13	38	0	2	1	.306
Mientkiewicz	.261	143	467	60	122	29	1	10	64	0	7	6	74	69	1	2	5	.365
Mohr	.269	120	383	55	103	23	2	12	45	2	0	1	31	86	6	3	2	.325
Morris	.000	4	7	0	0	0	0	0	0	0	0	0	0	1	0	0	0	.000
Ortiz	.272	125	412	52	112	32	1	20	75	0	8	3	43	87	1	2	1	.339
Pierzynski	.300	130	440	54	132	31	6	6	49	2	3	11	13	61	1	2	3	.334
Prince	.224	51	125	14	28	7	1	4	16	3	2	4	14	26	1	3	1	.317
Restovich	.308	8	13	3	4	0	0	1	5	0	0	0	1	4	0	0	0	.357
Rivas	.256	93	316	46	81	23	4	35	8	0	0	0	19	51	9	4	5	.305
Ryan	.091	7	11	3	1	0	0	0	0	0	0	0	0	2	0	0	0	.091
Sears	.333	7	12	2	4	2	0	0	0	0	0	0	0	1	0	0	0	.333
Valentin	.500	4	4	0	2	0	0	0	0	0	0	0	0	0	0	0	0	.500
Pitchers	.227	161	222	0	5	0	0	0	0	1	1	0	1	6	0	0	8	.261
TOTALS	.272	161	5582	768	1518	348	36	167	731	34	52	56	472	1089	79	62	74	.332

### Pitching: (6th in A.L.)

PLAYER	W	L	ERA	G	GS	CG	SH	SV	IP	H	R	ER	HR	HB	BB	SO	WP	BK	BAA
Cressend	0	1	5.91	23	0	0	0	0	32.0	40	25	21	6	1	19	22	1	0	305
Fiore	10	3	3.16	48	2	0	0	0	91.0	74	32	32	10	5	43	55	2	0	224
Frederick	0	0	10.03	8	0	0	0	0	11.2	13	13	13	3	0	10	5	2	0	283
Guardado	1	3	2.93	68	0	0	0	45	67.2	53	22	22	9	1	18	70	0	0	215
Hawkins	6	0	2.13	65	0	0	0	0	80.1	63	23	19	5	0	15	63	5	0	217
Jackson	2	3	3.27	58	0	0	0	0	55.0	59	20	20	5	4	13	29	2	0	284
Kinney	2	7	4.64	14	12	0	0	0	66.0	78	39	34	13	1	33	45	5	0	295
Lohse	13	8	4.23	32	31	1	1	0	180.2	181	92	85	26	9	70	124	8	0	259
Mays	4	8	5.38	17	17	1	1	0	95.1	113	60	57	14	2	25	38	6	0	292
Miller	0	0	4.50	5	0	0	0	0	4.0	5	2	2	0	0	2	3	0	0	294
Milton	13	9	4.84	29	29	2	1	0	171.0	173	96	92	24	3	30	121	4	0	258
Radke	9	5	4.72	21	21	2	1	0	118.1	124	64	62	12	7	20	62	0	0	272
Reed	15	7	3.78	33	32	2	1	0	188.0	192	89	79	32	6	26	121	1	1	258
Rincon	0	2	6.28	10	3	0	0	0	28.2	44	23	20	5	0	9	21	2	0	352
Rodriguez	0	1	14.73	4	0	0	0	0	3.2	8	6	6	0	0	4	1	0	0	421
Romero	9	2	1.89	81	0	0	0	1	81.0	62	17	17	3	4	36	76	9	0	213
Santana	8	6	2.99	27	14	0	0	1	108.1	84	41	36	7	1	49	137	15	2	212
Trombley	0	1	15.75	5	0	0	0	0	4.0	10	7	7	2	0	1	3	0	0	455
Wells	2	1	5.90	48	0	0	0	0	58.0	78	41	38	8	1	16	30	0	0	325
TOTALS	94	67	4.12	161		8	9	47	1444.2	1454	712	662	184	45	439	1026	62	3	261

## TWINS PITCHERS AT THE PLATE\*

Pitcher	Date	Opponent	Opposing Pitcher	Result
Vic Albury	7-12-75	at New York-AL	Pat Dobson	Strikeout
Bill Campbell	7-12-75	at New York-AL	Pat Dobson	Strikeout
Ray Fontenot	8-24-86	Toronto	Tom Henke	Strikeout
Allan Anderson#	6-13-89	Seattle	Jerry Reed	Strikeout
Matt Garza	7-6-07	at Chicago-AL	Gavin Floyd	Strikeout, Groundout, Sac-Bunt
Bobby Korecky	5-19-08	Texas	Frank Francisco	Single
Kevin Correia#	8-2-13	Houston	Dallas Keuchel	Sacrifice Bunt

(\*) since DH rule became effective in 1973 and non-interleague games

(#) pinch-hitter



# 2003 TWINS STATISTICS

## Batting: (3rd in A.L.)

PLAYER	AVG	G	AB	R	H	2B	3B	HR	RBI	SH	SF	OB	BB	SO	SB	CS	E	OBP
Bowen	.100	7	10	0	1	0	0	0	1	0	1	0	0	4	0	0	1	.091
Cuddyer	.245	34	102	14	25	1	3	4	8	0	0	0	12	19	1	1	1	.325
Ford	.329	30	73	16	24	7	1	3	15	1	0	1	8	9	2	0	3	.402
Gomez	.251	53	175	14	44	9	3	1	15	2	1	0	7	13	2	1	3	.279
Guzman	.268	141	534	78	143	15	14	3	53	12	4	5	30	79	18	9	11	.311
Hocking	.239	69	188	23	45	10	2	3	22	3	3	0	15	37	0	1	3	.291
Hunter	.250	154	581	83	145	31	4	26	102	0	6	5	50	106	6	7	4	.312
Jones	.304	136	517	76	157	33	1	16	69	1	5	4	21	105	13	1	5	.333
Kielty	.252	75	238	40	60	13	0	9	32	0	1	3	42	56	6	2	2	.370
Koskie	.292	131	469	76	137	29	2	14	69	0	9	7	77	113	11	5	9	.393
LeCroy	.287	106	345	39	99	19	0	17	64	0	0	4	25	82	0	1	3	.342
Mientkiewicz	.300	138	487	67	146	38	1	11	65	2	6	5	74	55	4	1	4	.393
Mohr	.250	111	348	50	87	22	0	10	36	2	3	1	33	106	5	2	6	.314
Morneau	.226	40	106	14	24	4	0	4	16	0	0	0	9	30	0	0	1	.287
Pierzynski	.312	137	487	63	152	35	3	11	74	2	5	15	24	55	3	1	6	.360
Prieto	.091	7	11	1	1	0	0	0	0	0	0	0	0	4	0	0	0	.091
Prince	.200	19	40	5	8	2	0	2	5	2	0	2	5	7	1	0	0	.319
Restovich	.283	20	53	10	15	3	2	0	5	2	0	1	10	12	0	0	0	.406
Rivas	.259	134	475	69	123	16	9	8	43	8	3	5	30	65	17	1	10	.308
Ryan	.393	27	61	13	24	7	0	5	13	8	1	0	6	12	2	1	0	.441
Sears	.246	23	65	7	16	2	0	2	11	0	1	1	7	15	0	0	1	.324
Stewart	.322	65	270	43	87	22	0	6	38	2	3	4	25	36	3	4	1	.384
Pitchers	.200	162	20	1	4	0	0	0	0	5	0	0	2	7	0	0	13	.273
TOTALS	.277	162	5655	801	1567	318	45	155	755	42	52	63	512	1027	94	44	74	.341

## Pitching: (7th in A.L.)

PLAYER	W	L	ERA	G	GS	CG	SH	SV	IP	H	R	ER	HR	HB	BB	SO	WP	BK	BAA
Baldwin	0	1	5.40	10	0	0	0	1	15.0	21	10	9	6	0	4	7	0	0	.333
Balfour	1	0	4.15	17	1	0	0	0	26.0	23	12	12	4	0	14	30	0	0	.235
Fetters	0	0	0.00	5	0	0	0	0	6.0	2	0	0	0	1	1	1	0	0	.100
Flore	1	1	5.50	21	0	0	0	0	36.0	32	25	22	5	3	21	23	3	0	.242
Guardado	3	5	2.89	66	0	0	0	41	65.1	50	22	21	7	0	14	60	5	0	.207
Hawkins	9	3	1.86	74	0	0	0	2	77.1	69	20	16	4	1	15	75	5	0	.239
Johnson	0	1	47.25	2	0	0	0	0	1.1	8	8	7	1	0	1	0	1	0	.667
Lohse	14	11	4.61	33	33	2	1	0	201.0	211	107	103	28	5	45	130	10	1	.268
Mays	8	8	6.30	31	21	0	0	0	130.0	159	92	91	21	4	39	50	3	0	.302
Milton	1	0	2.65	3	3	0	0	1	17.0	15	5	5	2	0	7	3	0	0	.234
Nakamura	0	0	7.82	12	0	0	0	1	12.2	20	11	11	4	1	2	14	0	0	.339
Orosco	1	1	5.79	8	0	0	0	0	4.2	4	3	3	0	1	5	3	3	0	.235
Pulido	0	1	4.02	7	1	0	0	0	15.2	15	9	7	0	0	3	6	1	0	.244
Radke	14	10	4.49	33	33	3	1	0	212.1	242	111	106	32	5	28	120	0	0	.288
Reed	6	12	5.07	27	21	2	1	0	135.0	155	80	76	21	5	29	71	3	0	.285
Rincon	5	6	3.68	58	0	0	0	0	85.2	74	38	35	5	4	38	63	7	0	.231
Rogers	13	8	4.57	33	31	0	0	0	195.0	227	108	99	22	11	50	116	6	4	.292
Romero	2	0	5.00	73	0	0	0	0	63.0	66	37	35	7	6	42	50	9	2	.272
Santana	12	3	3.07	45	18	0	0	0	158.1	127	56	54	17	3	47	169	6	2	.216
Thomas	0	1	7.71	3	0	0	0	0	4.2	6	4	4	1	0	3	2	0	0	.316
TOTALS	90	72	4.41	162	7	3	45	1462.0	1526	758	716	187	50	402	997	62	9	268	

# 2004 TWINS STATISTICS

## Batting: (11th in A.L.)

PLAYER	AVG	G	AB	R	H	2B	3B	HR	RBI	SH	SF	OB	BB	SO	SB	CS	E	OBP
Bartlett	.083	8	12	2	1	0	0	1	1	0	1	1	1	2	0	2	154	
Blanco	.206	114	315	36	65	19	1	10	37	11	3	3	21	56	0	3	7	.260
Borders	.286	19	42	3	12	4	0	0	5	1	0	1	0	10	2	0	3	.302
Bowen	.111	17	27	1	3	0	0	1	2	2	1	0	0	4	10	0	1	.226
Cuddyer	.263	115	339	49	89	22	1	12	45	2	1	3	37	74	5	5	10	.339
Ford	.299	154	569	89	170	31	4	15	72	2	7	13	67	75	20	2	4	.381
Guzman	.274	145	576	84	158	31	4	8	46	13	4	1	30	64	10	5	12	.309
Hunter	.271	138	520	79	141	37	0	23	81	0	2	7	40	101	21	7	4	.330
Jones	.254	151	555	69	141	22	1	24	80	2	1	10	40	117	13	10	2	.315
Koskie	.301	118	422	68	106	24	2	25	71	0	5	12	49	103	9	3	11	.342
Kubel	.300	23	60	10	18	2	0	2	7	0	1	0	6	9	1	1	0	.358
LeCroy	.269	88	264	25	71	14	0	5	39	0	2	5	16	60	0	0	5	.321
Mauer	.308	95	107	18	33	8	0	6	17	0	2	5	11	14	0	0	2	.369
Mientkiewicz	.246	78	284	34	70	18	0	5	25	2	1	3	38	38	2	2	4	.340
Morneau	.271	74	280	39	76	17	0	19	58	0	2	2	28	54	0	0	3	.340
Offerman	.256	77	172	22	44	14	2	2	22	1	0	0	29	31	1	1	3	.363
Ojeda	.339	30	59	16	20	1	0	2	7	2	1	0	10	3	1	1	2	.429
Prieto	.250	16	32	4	8	1	0	1	4	0	1	0	3	9	0	1	0	.306
Punto	.253	38	91	17	23	0	0	2	12	0	0	0	12	19	6	0	1	.340
Restovich	.255	29	47	9	12	3	0	2	6	0	0	0	4	10	0	0	0	.314
Rivas	.256	109	336	44	86	19	5	10	34	5	3	1	13	53	15	1	3	.283
Ryan	.239	36	71	9	17	2	1	0	0	0	0	0	4	16	1	3	1	.280
Stewart	.304	32	378	46	115	17	2	11	47	1	3	1	47	44	8	3	3	.380
Tiffee	.273	17	44	7	12	4	0	2	8	0	0	0	3	3	0	0	3	.333
Pitchers	.143	162	21	0	5	0	0	0	2	2	2	0	0	8	0	0	17	.143
TOTALS	.266	162	5623	780	1494	310	24	191	735	46	40	64	513	982	116	46	101	.332



# 2004 TWINS STATISTICS

## Pitching: (1st in A.L.)

PLAYER	W	L	ERA	G	GS	CG	SH	SV	IP	H	R	ER	HR	HB	BB	SO	WP	BK	BAA
Balfour	4	1	4.35	36	0	0	0	0	39.1	35	19	19	4	2	21	42	3	0	.238
Beimel	0	0	43.20	3	0	0	0	0	1.2	8	8	8	1	0	2	2	0	0	.615
Crain	3	0	2.00	22	0	0	0	0	27.0	17	6	6	2	1	12	14	1	0	.179
Durbin	0	1	7.36	4	1	0	0	0	7.1	6	6	6	0	0	6	6	1	0	.387
Fultz	3	3	5.04	55	0	0	0	1	50.0	50	28	28	5	1	23	37	3	0	.267
Gressinger	2	5	5.18	9	2	0	0	0	15.0	68	40	35	15	2	15	36	1	0	.319
Guerrero	0	1	5.68	9	2	0	0	0	15.0	22	13	12	5	1	6	11	0	0	.293
Lohse	9	13	5.34	35	34	1	1	0	194.0	220	128	115	28	7	76	111	6	0	.305
Mulholland	5	9	5.18	39	15	0	0	0	123.1	163	76	71	17	5	33	60	2	0	.327
Nathan	1	2	1.62	73	0	0	0	44	72.1	48	14	13	3	2	23	89	5	0	.187
Pulido	0	0	8.74	6	0	0	0	0	11.1	16	13	11	2	1	4	9	0	0	.333
Radke	11	8	3.48	34	34	1	1	0	219.2	229	92	85	23	6	26	143	2	0	.267
Rincon	11	6	2.63	77	0	0	0	2	82.0	52	27	24	5	2	32	106	2	0	.181
Roa	2	3	4.50	48	0	0	0	0	70.0	84	38	35	9	5	24	47	1	0	.297
Romero	7	4	3.51	74	0	0	0	1	74.1	61	32	29	4	5	38	69	5	0	.224
Santana	20	6	2.61	34	34	1	1	0	228.0	156	70	66	24	9	54	265	7	0	.192
Silva	14	8	4.21	33	33	1	1	0	203.0	255	100	95	23	5	35	76	5	1	.310
Thomas	0	0	16.88	3	0	0	0	0	2.2	7	5	5	0	0	1	0	1	0	.500
TOTALS	92	70	4.03	162					1476.0	1523	715	661	167	54	431	1123	45	1	.267

# 2005 TWINS STATISTICS

## Batting: (13th in A.L.)

PLAYER	AVG	G	AB	R	H	2B	3B	HR	RBI	SH	SF	HB	BB	SO	SB	CS	E	OBP
Abernathy	.239	24	67	5	16	1	0	1	6	3	1	1	7	9	2	0	2	.316
Bartlett	.241	74	224	33	54	10	1	3	16	2	1	4	21	37	1	0	7	.316
Boone	.170	14	53	3	9	0	0	0	3	0	0	1	4	13	0	0	2	.241
Castro	.257	97	272	27	70	18	1	5	33	9	2	0	9	39	0	1	9	.279
Cuddyer	.263	126	422	55	111	25	3	12	42	1	3	3	41	93	3	4	15	.330
Ford	.264	147	522	70	138	30	4	7	53	2	5	16	45	85	13	6	6	.338
Heintz	.200	8	25	1	5	3	0	0	2	0	0	0	1	6	0	0	0	.231
Hunter	.269	98	372	63	100	24	1	14	56	0	4	6	34	65	23	7	3	.337
Jones	.249	142	523	74	130	22	4	23	73	2	4	5	51	120	13	4	4	.319
LeCroy	.260	101	304	33	79	5	0	17	50	0	1	4	41	85	0	0	3	.354
Mauer	.294	131	489	61	144	26	2	9	61	0	3	1	61	64	13	1	5	.372
Miller	.000	5	12	0	0	0	0	0	0	0	0	0	0	2	0	0	0	.000
Morneau	.239	141	490	62	117	23	4	22	79	0	5	4	44	94	0	2	8	.304
Punto	.239	112	394	45	94	18	4	4	26	7	2	0	36	86	13	8	9	.301
Redmond	.311	45	148	17	46	9	0	1	26	2	0	3	6	14	0	0	0	.350
Rivas	.257	59	136	21	35	3	1	1	12	0	1	2	9	17	4	0	2	.311
Rodriguez	.269	79	175	21	47	10	2	2	20	6	3	1	18	23	2	2	3	.335
Ryan	.231	57	117	7	27	5	0	2	13	4	1	0	9	22	1	2	0	.283
Stewart	.274	132	551	69	151	27	3	10	56	1	5	8	34	73	7	5	4	.323
Tiffie	.207	54	150	9	31	8	1	1	15	0	1	0	8	15	1	0	6	.245
Tyner	.321	18	56	8	18	1	1	1	0	5	0	0	4	4	2	0	0	.367
Williams	.425	13	40	3	17	1	0	0	4	1	0	0	2	7	1	2	2	.452
TOTALS	.259	162	5564	688	1441	269	32	134	644	42	42	59	485	978	102	44	102	.323

## Pitching: (5th in A.L.)

PLAYER	W	L	ERA	G	GS	CG	SH	SV	IP	H	R	ER	HR	HB	BB	SO	WP	BK	BAA
Baker	3	3	3.35	10	9	0	0	0	53.2	48	21	20	5	0	14	32	0	0	.241
Bennett	0	0	8.00	8	0	0	0	0	8.2	10	6	6	0	0	2	12	0	0	.270
Crain	12	5	2.71	75	0	0	0	0	79.2	61	28	24	6	5	29	25	2	0	.219
Gassner	1	0	5.87	2	2	0	0	0	7.2	9	7	5	1	0	1	2	0	0	.281
Guerrero	0	3	3.39	43	0	0	0	0	71.2	71	29	27	6	3	24	46	3	0	.258
Liriano	1	2	5.70	6	4	0	0	0	23.2	19	15	15	4	7	7	33	0	0	.221
Lohse	9	13	4.18	31	30	0	0	0	178.2	211	85	83	22	9	44	86	4	1	.299
Mays	6	10	5.65	31	26	1	1	0	156.0	203	109	98	23	3	41	59	4	0	.318
Mulholland	0	2	4.27	49	0	0	0	0	59.0	61	30	28	6	2	17	18	3	1	.276
Nathan	7	4	2.70	69	0	0	0	43	70.0	46	22	21	5	0	22	94	2	0	.183
Radke	9	12	4.04	31	31	3	1	0	200.2	214	98	90	33	7	23	117	2	0	.272
Rincon	6	6	2.45	75	0	0	0	0	77.0	63	26	21	2	3	30	84	5	1	.224
Romero	4	3	3.47	68	0	0	0	0	57.0	50	26	22	6	6	39	48	1	1	.235
Santana	16	7	2.87	33	33	2	0	0	231.2	180	77	74	22	1	45	238	8	0	.210
Silva	9	8	5.44	27	27	2	0	0	188.1	212	83	72	25	3	9	71	0	0	.290
TOTALS	83	79	3.71	162	162	9	8	44	1464.1	1458	662	604	169	43	348	965	35	4	.261

# 2006 TWINS STATISTICS

## Batting: (1st in A.L.)

PLAYER	AVG	G	AB	R	H	2B	3B	HR	RBI	SH	SF	HB	BB	SO	SB	CS	E	OBP
Bartlett	.309	99	333	44	103	18	2	2	32	1	5	11	22	46	10	5	13	.367
Castillo	.250	9	4	1	1	0	0	0	0	0	0	0	2	1	0	0	0	.500
Castillo	.296	142	584	84	173	22	6	3	49	9	2	1	56	58	25	11	6	.358
Cuddyer	.284	150	557	102	158	41	5	24	109	0	6	10	62	130	6	0	5	.362
Ford	.226	104	234	40	53	6	1	4	18	1	0	4	16	43	9	1	2	.287
Heintz	.000	2	1	0	0	0	0	0	0	0	0	0	0	0	0	0	0	.000
Hunter	.278	147	557	86	155	21	2	31	98	0	4	5	45	108	12	6	4	.336
Kubel	.341	73	220	23	53	8	0	8	29	2	1	0	12	45	2	0	2	.379
Mauer	.347	140	521	86	181	36	4	13	84	0	7	7	76	54	3	4	4	.429
Morneau	.321	157	592	97	190	37	1	34	130	0	11	5	53	93	3	2	8	.375
Nevin	.190	16	42	2	8	1	0	1	4	1	2	0	10	15	0	0	0	.340
Punto	.290	135	459	73	133	21	7	1	45	10	2	1	47	68	17	5	13	.352
Rabe	.286	24	49	8	14	1	0	3	7	0	0	0	2	11	0	1	2	.314
Redmond	.341	47	179	20	61	13	0	0	23	1	2	4	4	18	0	0	0	.365
Rodriguez	.235	59	115	11	27	4	0	2	6	2	1	0	14	16	0	0	2	.315
Stewart	.293	44	174	21	51	5	1	2	21	0	1	1	14	19	3	1	1	.347
Tiffie	.244	20	45	4	11	1	0	2	6	0	0	0	4	8	0	1	2	.306
Tyner	.312	62	218	29	68	5	2	0	18	0	2	1	11	18	4	2	1	.345
White	.246	99	337	32	83	17	1	7	38	0	3	4	11	54	1	1	0	.276
Pitchers	.105	162	19	1	2	0	0	0	1	3	0	0	1	10	0	0	6	.150
TOTALS	.287	162	5602	801	1608	275	34	143	754	31	55	50	490	872	101	42	84	.347



# 2006 TWINS STATISTICS

## Pitching: (2nd in A.L.)

PITCHER	W	L	ERA	G	GS	CG	SH	SV	IP	H	R	ER	HR	HB	BB	SO	WP	BK	BAA
Baker	5	8	6.37	16	16	0	0	0	83.1	114	63	59	17	3	16	62	0	0	.324
Bonser	7	6	4.22	18	18	0	0	0	100.1	104	50	47	18	1	24	84	2	0	.267
Crain	4	5	3.52	68	0	0	0	1	76.2	79	31	30	6	2	18	60	1	0	.262
Eyre	1	0	5.31	42	0	0	0	0	59.1	75	36	35	8	6	22	26	4	0	.309
Garza	3	6	5.76	10	9	0	0	0	50.0	62	33	32	6	0	23	38	1	0	.301
Guerrier	1	0	3.36	39	1	0	0	1	69.2	78	29	26	9	0	21	37	6	0	.287
Lirio	12	3	2.16	28	16	0	0	1	121.0	89	31	28	9	1	32	144	9	1	.208
Lohse	2	3	7.07	22	8	0	0	0	63.2	80	50	50	8	6	25	46	1	1	.308
Nathan	7	0	1.58	64	0	0	0	36	68.1	38	12	12	3	1	16	95	3	0	.158
Neshek	4	2	2.19	32	0	0	0	0	37.0	23	9	9	6	0	6	53	0	0	.176
Perkins	0	0	1.59	4	0	0	0	0	5.2	3	1	1	0	0	0	6	0	0	.150
Radke	12	9	4.32	28	28	0	0	0	162.1	197	87	78	24	1	32	83	2	0	.307
Reyes	5	0	0.89	66	0	0	0	0	50.2	35	8	5	3	0	15	49	4	0	.197
Rincon	3	1	2.91	75	0	0	0	1	74.1	76	30	24	2	3	24	65	2	0	.270
Santana	19	6	2.71	34	34	1	0	0	233.2	186	79	72	24	4	47	245	4	1	.216
Silva	11	15	5.94	36	31	0	0	0	180.1	246	130	119	38	7	32	70	1	0	.324
Smith	0	0	12.00	1	1	0	0	0	3.0	5	4	4	1	1	3	1	0	0	.357
TOTALS	96	66	3.95	162			1	6	40	1439.1	1490	683	182	36	356	1164	40	3	.267

# 2007 TWINS STATISTICS

## Batting: (9th in A.L.)

PLAYER	AVG	G	AB	R	H	2B	3B	HR	RBI	SH	SF	HB	BB	SO	SB	CS	E	OBP
Baker	.000	24	6	0	0	0	0	0	0	0	0	0	0	0	0	0	2	.000
Bartlett	.265	140	510	75	135	20	7	5	43	0	2	8	50	73	23	3	26	.339
Bonser	.000	31	3	0	0	0	0	0	0	2	0	0	0	1	0	0	3	.000
Buscher	.244	33	82	8	20	1	0	2	10	1	1	0	10	16	1	0	4	.323
Castilla	.222	56	189	15	42	5	1	0	9	5	1	0	9	29	11	1	10	.256
Cirillo	.261	50	153	18	40	9	2	2	21	3	2	1	15	13	2	0	3	.327
Cuddyer	.276	144	547	87	151	28	5	16	81	0	5	7	64	107	5	0	4	.356
Ford	.233	55	116	13	27	6	0	3	14	0	0	3	11	24	3	1	1	.315
Garza	.000	16	2	0	0	0	0	0	0	1	0	0	0	1	0	0	2	.000
Heintz	.250	24	56	0	14	0	0	0	7	2	0	0	3	12	0	0	0	.288
Hunter	.287	160	600	94	172	45	1	28	107	0	5	5	40	101	18	9	2	.334
Jones	.208	31	77	7	16	2	2	2	9	0	1	0	6	20	1	1	1	.262
Kubel	.273	128	418	49	114	31	2	13	65	1	5	1	41	79	5	0	2	.325
Leary	.150	7	20	1	3	0	0	0	0	0	0	0	0	4	0	0	1	.150
Machado	.000	0	0	0	0	0	0	0	0	0	0	0	0	0	0	0	0	.000
Mauer	.293	109	406	62	119	27	3	7	60	2	3	3	57	51	7	1	1	.382
McDonald	.100	4	10	0	1	0	0	0	0	0	0	0	1	3	0	0	0	.182
Morales	1.000	1	3	1	3	1	0	0	0	0	0	0	0	0	0	0	0	1.000
Morneau	.271	157	590	84	160	31	3	31	111	0	9	5	64	91	1	1	5	.343
Punto	.210	150	472	53	99	18	4	1	25	6	3	0	55	90	16	6	13	.291
Rabe	.194	14	31	2	6	0	0	0	2	0	0	0	0	7	0	0	0	.194
Redmond	.294	82	272	23	80	13	0	1	38	0	3	5	18	23	0	0	0	.346
Rodriguez	.219	68	155	18	34	5	1	2	12	2	2	2	12	14	1	0	4	.281
Santana	.286	33	7	2	2	1	0	0	0	0	0	0	1	0	0	0	0	.375
Silva	.000	33	4	0	0	0	0	0	0	2	0	0	0	1	0	0	0	.000
Tjerner	.286	114	304	42	87	14	2	1	22	2	1	5	16	26	8	3	1	.351
Watkins	.357	9	28	2	10	0	0	0	0	0	0	0	4	4	0	0	0	.438
White	.174	38	109	8	19	4	0	4	20	0	1	3	6	19	0	0	0	.235
TOTALS	.264	162	5522	718	1460	273	36	118	671	34	45	48	512	839	112	30	95	.330

## Pitching: (4th in A.L.)

PITCHER	W	L	ERA	G	GS	CG	SH	SV	IP	H	R	ER	HR	HB	BB	SO	WP	BK	BAA
Baker	9	9	4.26	24	23	2	1	0	143.2	162	70	68	15	5	29	102	0	0	.287
Blackburn	0	2	7.71	6	0	0	0	0	11.2	19	12	10	2	0	2	8	0	0	.365
Bonser	8	12	5.10	31	30	0	0	0	173	199	108	98	27	5	65	136	3	1	.286
Calli	0	1	4.71	24	0	0	0	0	21.0	22	11	11	2	2	16	14	2	0	.265
Crain	1	2	5.51	18	0	0	0	0	16.1	19	16	10	4	1	4	10	0	1	.292
Depaula	0	1	8.55	16	0	0	0	0	20.0	30	20	19	5	3	10	8	0	0	.357
Garza	5	7	3.69	16	15	0	0	0	83.0	96	44	34	8	4	32	67	4	0	.294
Guerrier	2	4	2.38	73	0	0	0	1	88.0	71	23	23	9	5	21	68	8	0	.220
Miller	0	0	18.00	4	0	0	0	0	4.0	7	8	8	2	0	3	2	0	0	.368
Nathan	4	2	1.88	68	0	0	0	37	71.2	54	15	15	4	1	19	77	3	0	.209
Neshek	7	2	2.94	74	0	0	0	0	70.1	44	25	23	7	2	27	74	2	0	.183
Perkins	0	0	6.14	19	0	0	0	0	28.2	23	10	10	2	2	12	20	2	0	.232
Ponson	2	5	6.93	7	7	0	0	0	37.2	54	31	29	7	3	17	23	0	0	.335
Reyes	2	1	3.99	50	0	0	0	0	29.1	34	14	13	1	2	21	21	4	0	.309
Rincon	3	3	5.13	63	0	0	0	0	59.2	65	38	34	9	3	28	49	4	0	.273
Santana	15	13	3.33	33	33	1	1	0	219.0	183	88	81	33	4	52	235	7	1	.225
Silva	13	14	4.19	33	33	2	1	0	202.0	229	99	94	20	4	36	89	4	1	.287
Sloney	4	1	4.73	13	11	0	0	0	66.2	82	39	35	16	0	11	47	3	0	.288
TOTALS	79	83	4.15	162			5	8	38	1436.2	1505	725	185	51	420	1094	46	5	.268

# TWINS WITH 100-PLUS RBI SEASONS

No.	Player	Total (Year)	No.	Player	Total (Year)
8	Harmon Killebrew	122 (1961); 126 (62); 111 (64); 110 (66); 113 (67); 140 (69); 113 (70); 119 (71)	1	Larry Hise	119 (1977)
4	Justin Morneau	130 (2006); 111 (07); 129 (08); 100 (09)	1	Kent Hrbek	107 (1984)
3	Kirby Puckett	121 (1988); 110 (92); 112 (94)	1	Paul Molitor	113 (1996)
2	Bob Allison	105 (1961); 102 (62)	1	Marty Cordova	111 (1996)
2	Tony Oliva	101 (1969); 107 (70)	1	Corey Koskie	103 (2001)
2	Gary Gaetti	108 (1986); 109 (87)	1	Michael Cuddyer	109 (2006)
2	Tori Hunter	102 (2003); 107 (07)	1	Jason Kubel	103 (2009)
1	Rod Carew	100 (1977)	1	Delmon Young	112 (2010)
			1	Josh Willingham	110 (2012)



# 2008 TWINS STATISTICS

## Batting: (3rd in A.L.)

PLAYER	AVG	G	AB	R	H	2B	3B	HR	RBI	SH	SF	HB	BB	SO	SB	CS	E	OBP
Baker	.500	28	2	1	1	0	0	0	0	3	0	0	0	1	0	0	1	.500
Blackburn	.333	33	3	0	1	0	0	0	0	0	0	0	0	0	0	0	0	.333
Buscher	.294	70	218	29	64	9	0	4	47	0	7	0	19	42	0	2	10	.340
Castilla	.281	98	385	58	108	15	0	7	50	13	6	2	31	45	7	2	12	.333
Clark	.250	4	8	0	2	2	0	0	36	0	0	0	0	4	0	0	0	.250
Cuddyer	.249	71	249	30	62	13	4	3	36	0	0	0	5	25	40	5	1	.230
Everett	.213	48	127	19	27	6	1	2	20	6	4	1	12	15	0	0	7	.278
Gomez	.258	153	577	79	149	24	7	7	59	3	2	7	25	142	33	11	8	.296
Harris	.265	130	434	57	115	29	3	7	49	7	6	4	39	98	1	1	13	.327
Hernandez	.500	23	2	0	1	0	0	0	1	1	0	0	0	0	0	0	1	.500
Jorgensen	.000	2	1	0	0	0	0	0	0	0	0	0	0	0	0	0	0	.000
Korecky	1.000	16	1	0	1	0	0	0	0	0	0	0	0	0	0	0	0	1.000
Kubel	.272	141	463	74	126	22	5	20	78	0	7	0	47	91	0	1	3	.335
Lamb	.233	81	236	20	55	12	3	1	32	0	8	0	17	32	0	1	4	.276
Macri	.324	18	34	3	11	1	0	1	4	0	0	0	2	10	1	1	1	.361
Mauer	.328	146	536	98	176	31	4	9	85	1	11	1	84	50	1	1	3	.413
Monroe	.202	58	163	22	33	9	0	8	29	0	0	0	16	48	0	1	0	.274
Moreau	.300	163	623	97	187	47	4	23	129	0	10	3	76	85	0	1	4	.374
Perkins	.000	26	3	0	0	0	0	0	0	1	0	0	0	3	0	0	1	.000
Pridie	.000	10	4	3	0	0	0	0	0	0	0	0	1	1	0	0	0	.000
Punto	.284	99	338	43	96	19	4	2	28	5	2	0	32	57	15	6	10	.344
Redmond	.287	38	129	14	37	6	0	0	12	0	1	2	5	11	0	0	0	.321
Ruiz	.274	22	62	13	17	2	0	1	7	0	0	0	6	21	0	0	0	.338
Slowey	.250	28	8	1	2	1	0	0	2	0	0	0	0	1	0	0	1	.250
Span	.294	93	347	70	102	16	7	6	47	8	2	4	50	60	18	7	4	.387
Tolbert	.283	41	113	18	32	6	3	0	6	2	1	0	7	19	7	1	6	.322
Young	.290	152	575	80	167	28	4	10	69	1	5	7	35	105	14	5	8	.336
TOTALS	.279	163	5641	829	1572	298	49	111	791	52	72	36	529	979	102	42	108	.340

## Pitching: (7th in A.L.)

PITCHER	W	L	ERA	G	GS	CG	SH	SV	IP	H	R	ER	HR	HB	BB	SO	WP	BK	BAA
Baker	11	4	3.45	28	28	0	0	0	172.1	161	66	66	20	3	42	141	6	0	.247
Bass	3	1	4.87	44	0	0	0	0	68.1	84	42	37	11	3	22	32	2	0	.303
Blackburn	11	11	4.05	33	33	0	0	0	193.1	224	102	87	23	7	39	96	2	0	.292
Bonser	3	7	5.93	47	12	0	0	0	118.1	139	87	78	16	1	36	97	6	1	.285
Breslow	0	2	1.63	42	0	0	0	1	38.2	24	9	7	0	0	14	32	4	1	.180
Crain	5	4	3.59	66	0	0	0	0	62.2	62	29	25	6	1	24	50	2	0	.257
Guardado	1	1	7.71	9	0	0	0	0	7.0	12	6	6	1	0	2	5	0	0	.387
Guerrier	6	9	5.19	76	0	0	0	1	76.1	84	47	44	12	0	37	59	2	0	.275
Hernandez	10	8	5.48	23	23	2	0	0	139.2	199	93	85	18	1	29	54	2	1	.341
Humber	0	0	4.63	5	0	0	0	0	11.2	11	6	6	4	1	5	6	0	0	.250
Korecky	2	0	4.58	16	0	0	0	0	17.2	19	9	9	2	0	8	6	0	0	.288
Liriano	6	4	3.91	14	14	0	0	0	76.0	74	40	33	7	1	32	67	3	0	.254
Miles	0	1	0.87	10	0	0	0	0	10.1	3	1	0	0	0	5	1	0	0	.088
Nathan	0	2	1.33	68	0	0	0	39	67.2	43	13	10	5	2	18	74	2	0	.179
Neshek	0	1	4.73	15	0	0	0	0	13.1	12	7	7	2	0	4	15	0	0	.240
Perkins	12	6	4.41	26	26	0	0	0	151.0	183	81	74	25	3	39	74	2	1	.301
Reyes	3	0	2.33	75	0	0	0	0	46.1	40	12	12	4	2	15	39	5	0	.235
Rincon	2	2	6.11	24	0	0	0	0	28.0	33	21	19	5	2	16	20	3	0	.292
Slowey	12	11	3.99	27	27	3	2	0	160.1	161	74	71	22	4	24	123	1	0	.260
TOTALS	88	75	4.16	163	5	10	42	1459.0	1568	745	675	183	31	406	995	45	4	274	

# 2009 TWINS STATISTICS

## Batting: (3rd in A.L.)

PLAYER	AVG	G	AB	R	H	2B	3B	HR	RBI	SH	SF	HB	BB	SO	SB	CS	E	OBP
Baker	.000	33	6	0	0	0	0	0	0	0	0	0	0	1	0	0	0	.000
Blackburn	.000	33	4	0	0	0	0	0	0	0	0	0	0	2	0	0	1	.000
Buscher	.235	61	136	14	32	3	1	2	12	0	1	3	24	35	0	0	1	.360
Cabrera	.289	99	242	42	70	13	3	5	36	1	6	0	11	32	2	0	11	.313
Castilla	.202	80	228	25	46	7	3	0	17	2	1	3	22	36	11	0	5	.280
Crede	.225	90	333	42	75	16	1	15	48	0	3	2	29	56	0	0	4	.289
Cuddyer	.276	153	588	93	162	34	7	32	94	0	2	6	54	118	6	1	6	.342
Gomez	.229	137	315	51	72	15	5	3	28	7	1	4	22	72	14	7	1	.287
Harris	.261	123	414	44	108	22	1	6	37	1	6	3	29	78	0	2	12	.310
Huber	.500	1	2	0	1	0	0	0	0	0	0	0	0	0	0	0	0	.500
Keppel	.000	37	0	0	0	0	0	0	0	0	0	0	1	0	0	0	0	.000
Kubel	.300	146	514	73	154	35	2	28	103	0	5	3	56	106	1	1	0	.369
Liriano	.000	29	5	0	0	0	0	0	0	1	0	0	0	3	0	0	0	.000
Mauer	.365	138	523	94	191	30	1	28	96	0	5	2	76	63	4	1	3	.444
Morales	.311	54	119	14	37	6	0	1	20	0	1	4	22	0	0	0	3	.381
Moreau	.274	135	508	85	139	31	1	20	100	0	7	3	72	86	0	0	3	.363
Pavano	.000	12	0	0	0	0	0	0	0	0	0	0	0	0	0	0	0	.000
Punto	.228	125	359	56	82	15	1	1	38	13	6	1	61	70	16	3	7	.337
Redmond	.237	45	135	9	32	5	1	0	7	0	1	1	11	19	0	0	0	.299
Slowey	.000	16	3	0	0	0	0	0	0	1	0	0	0	1	0	0	0	.000
Span	.311	145	578	97	180	16	10	8	68	12	6	10	70	89	23	10	5	.392
Tolbert	.232	71	198	28	46	7	1	2	19	10	2	0	21	37	6	2	4	.303
Young	.284	108	395	50	112	16	2	12	60	0	5	4	12	92	2	5	5	.308
TOTALS	.274	163	5608	817	1539	271	40	172	770	51	57	45	585	1021	85	32	76	.345

## DID YOU Know?

...that the Twins club record for consecutive wins against a given opponent is 17, set against Boston between June 2, 1965 and May 7, 1966. They beat the Red Sox 15 straight times in 1965 and twice more to begin the 1966 season before losing in the first game of a doubleheader May 8, 1966.



# 2009 TWINS STATISTICS

## Pitching: (11th in A.L.)

PITCHER	W	L	ERA	G	GS	CG	SH	SV	IP	H	R	ER	HR	HB	BB	SO	WP	BK	BAA	
Baker	15	9	4.37	33	33	1	1	0	200.0	190	99	97	28	4	48	162	4	0	.247	
Blackburn	11	11	4.03	33	33	3	0	0	205.2	240	103	92	25	3	41	98	2	0	.290	
Crain	7	4	4.70	56	0	0	0	0	51.2	48	28	27	3	5	27	43	1	1	.250	
Duensing	5	2	3.64	24	9	0	0	0	84.0	84	37	34	7	3	31	53	1	0	.263	
Gabino	0	0	17.18	2	1	0	0	0	3.2	9	7	7	1	0	5	2	0	0	.450	
Guerrier	5	1	2.36	79	0	0	0	1	76.1	58	23	20	10	4	16	47	6	0	.207	
Henn	0	3	7.15	14	0	0	0	0	11.1	9	9	9	3	9	8	9	0	0	.225	
Keppel	1	0	4.83	37	0	0	0	0	54.0	53	30	29	4	5	21	32	2	0	.297	
Liriano	5	13	5.80	29	24	0	0	0	136.2	147	93	88	21	6	65	122	5	1	.279	
Mahay	1	0	2.00	16	0	0	0	0	9.0	7	3	2	1	2	3	8	1	0	.206	
Manship	1	1	5.68	11	5	0	0	0	31.2	39	21	20	4	1	15	21	2	0	.310	
Mijares	2	2	2.34	71	0	0	0	0	61.2	50	17	16	7	2	23	55	0	0	.224	
Morillo	0	0	22.50	3	0	0	0	0	2.0	3	5	5	1	0	3	1	0	0	.333	
Mulvey	0	0	27.00	2	0	0	0	0	1.1	6	4	4	0	0	0	0	0	0	.600	
Nathan	2	2	2.10	70	0	0	0	47	68.2	42	16	16	7	2	22	89	4	0	.171	
Pavano	5	4	4.64	12	12	0	0	0	73.2	85	39	38	7	3	16	59	1	0	.284	
Rauch	5	1	1.72	17	0	0	0	0	15.2	13	3	3	1	1	6	14	0	0	.245	
Slowey	10	3	4.86	16	16	0	0	0	90.2	113	50	49	15	5	15	75	3	0	.309	
TOTALS	87	76	4.50	163	4	7	48	1453.0	1542	76	5	72	6	185	58	466	1052	43	3	.272

# 2010 TWINS STATISTICS

## Batting: (3rd in A.L.)

PLAYER	AVG	G	AB	R	H	2B	3B	HR	RBI	SH	SF	HB	BB	SO	SB	CS	E	OBP
Baker	.000	29	3	0	0	0	0	0	0	1	0	0	0	2	0	0	1	.000
Blackburn	.000	28	1	0	0	0	0	0	0	0	0	0	0	0	0	0	2	.000
Butera	.197	49	142	12	28	6	1	2	13	3	2	4	4	25	0	0	5	.237
Casilla	.276	69	152	26	42	7	4	1	20	4	1	0	13	17	5	1	5	.331
Crain	.000	71	1	0	0	0	0	0	0	0	0	0	0	1	0	0	1	.000
Cuddyer	.271	157	609	93	165	37	5	14	81	0	4	4	58	93	7	3	6	.336
Duensing	.000	53	1	0	0	0	0	0	0	0	0	0	0	1	0	0	0	.000
Hardy	.268	101	340	44	91	19	3	6	38	3	4	0	28	54	1	1	11	.320
Hudson	.268	126	497	80	133	24	5	6	37	5	3	4	50	87	10	3	8	.338
Hughes	.286	2	7	1	2	0	0	0	0	0	0	0	3	3	0	0	1	.286
Kubel	.249	143	518	68	129	23	3	21	92	0	5	3	56	116	1	0	5	.323
Liriano	.000	31	2	0	0	0	0	0	0	0	0	0	0	1	0	0	1	.000
Manship	.000	13	1	0	0	0	0	0	0	0	0	0	0	1	0	0	0	.000
Mauer	.327	137	510	88	167	43	1	9	75	0	6	3	65	53	1	4	3	.402
Morales	.194	19	36	4	7	2	0	0	7	0	2	0	6	14	0	0	0	.295
Morneau	.345	81	296	53	102	25	1	18	56	0	2	0	50	62	0	0	1	.437
Pavano	.500	32	6	0	3	0	0	0	0	2	0	0	0	2	0	0	0	.500
Plouffe	.146	22	41	7	6	1	0	2	6	2	1	0	0	14	0	0	1	.143
Punto	.238	88	252	24	60	11	1	1	20	4	3	1	28	50	6	2	8	.313
Ramos	.296	7	27	2	8	3	0	0	1	0	0	1	0	3	0	0	0	.321
Rauch	.000	59	0	0	0	0	0	0	0	1	0	0	0	0	0	0	0	.000
Reyno	.228	58	127	19	29	6	0	3	9	1	0	5	13	38	3	2	0	.283
Revere	.179	13	28	1	5	0	0	0	2	0	0	0	2	5	0	1	1	.233
Slowey	.000	31	2	0	0	0	0	0	0	0	1	0	0	1	0	0	2	.000
Span	.264	153	629	85	166	24	10	3	58	10	2	4	60	74	26	4	4	.331
Thome	.283	108	276	48	78	16	2	25	59	0	2	2	60	82	0	0	0	.412
Tolbert	.230	48	87	8	20	4	3	1	18	1	3	0	9	18	1	1	2	.293
Valencia	.311	85	299	30	93	18	1	7	40	0	3	0	20	46	2	0	6	.351
Young	.298	153	570	77	170	46	1	21	112	0	9	6	28	81	5	4	4	.333
TOTALS	.274	163	5608	817	1539	271	40	172	770	51	57	45	585	1021	85	32	76	.345

## Pitching: (5th in A.L.)

PITCHER	W	L	ERA	G	GS	CG	SH	SV	IP	H	R	ER	HR	HB	BB	SO	WP	BK	BAA	
Baker	12	9	4.49	29	29	0	0	0	170.1	186	87	85	23	6	43	148	7	0	.277	
Blackburn	10	12	5.42	28	26	1	0	0	161.0	194	101	97	25	4	40	168	3	1	.302	
Burnett	2	2	5.29	41	0	0	0	0	47.2	52	28	28	6	2	23	37	2	2	.287	
Capps	2	0	2.00	27	0	0	0	16	27.0	24	7	6	1	0	8	21	1	0	.247	
Crain	1	1	3.04	71	0	0	0	1	68.0	53	27	23	5	1	27	62	3	0	.215	
Delaney	0	0	9.00	1	0	0	0	0	1.0	2	1	1	1	0	1	0	0	0	.500	
Duensing	10	3	2.62	53	13	1	1	0	130.2	122	42	38	11	3	35	78	0	0	.247	
Flores	0	0	4.91	11	0	0	0	0	3.2	10	2	2	2	0	2	2	0	0	.500	
Fox	0	0	3.18	1	1	0	0	0	5.2	4	2	2	0	0	1	0	0	0	.211	
Fuentes	0	0	0.00	9	0	0	0	1	9.2	3	0	0	0	0	1	2	8	1	.094	
Guerrier	5	7	3.17	74	0	0	0	1	71.0	56	28	25	7	3	22	42	2	0	.219	
Liriano	14	10	3.62	31	31	0	0	0	191.2	184	77	77	9	10	58	201	10	1	.252	
Mahay	1	1	4.48	41	0	0	0	0	34.0	33	15	13	5	0	6	25	0	0	.252	
Manship	2	1	5.28	13	0	0	0	0	29.0	34	20	12	3	0	6	21	0	0	.293	
Mijares	1	1	3.31	47	0	0	0	0	32.2	34	14	12	4	1	9	28	1	0	.268	
Neshek	0	1	5.00	11	0	0	0	0	9.0	7	5	5	1	1	8	9	0	0	.206	
Pavano	17	11	3.75	32	32	7	2	0	221.0	227	95	92	24	6	37	117	4	0	.266	
Perkins	1	1	5.82	13	1	0	0	0	21.2	29	16	14	3	4	5	14	0	0	.337	
Rauch	3	1	3.12	59	0	0	0	21	57.2	61	20	20	3	1	14	46	1	0	.268	
Slama	0	1	7.71	5	0	0	0	0	4.2	6	4	4	1	0	5	5	1	0	.300	
Slowey	13	6	4.45	30	28	0	0	0	155.2	172	80	77	21	4	29	116	3	0	.280	
TOTALS	94	68	3.95	162	9	13	40	1452.2	1493	67	1	63	8	155	47	383	1048	41	4	.266

## DID YOU Know?

...that five Minnesota Twins have won American League Rookie of the Year honors. Tony Oliva (1964), Rod Carew (1967), John Castino (1979), Chuck Knoblauch (1991) and Marty Cordova (1995) have each been named the league's top first-year performer.



# 2011 TWINS STATISTICS

## Batting: (11th in A.L.)

PLAYER	AVG	G	AB	R	H	2B	3B	HR	RBI	SH	SF	HB	BB	SO	SB	CS	E	OBP
Baker	.400	23	5	0	2	1	0	0	0	0	0	0	0	1	0	0	0	.400
Benson	.239	21	71	3	17	6	1	0	2	0	0	0	3	21	2	2	2	.270
Blackburn	.000	26	2	0	0	0	0	0	0	0	0	0	0	0	0	0	2	.000
Butera	.167	93	234	19	39	9	1	2	23	6	1	2	11	42	0	0	5	.210
Casilla	.260	97	323	52	84	21	4	2	21	8	3	3	28	45	15	4	11	.322
Cuddyer	.284	139	529	70	150	29	2	20	70	0	3	4	48	95	11	1	7	.346
Dinkelmann	.301	23	73	5	22	1	0	0	4	0	0	1	4	14	2	0	0	.346
Duensing	.000	33	4	0	2	0	0	0	0	0	0	0	0	2	0	0	4	.000
Holmes	.118	6	17	1	2	1	0	0	0	0	0	0	1	4	0	0	0	.167
Hughes	.223	96	287	31	64	12	0	7	30	2	1	3	24	79	3	2	5	.289
Kubel	.273	99	366	37	100	21	1	12	58	0	2	1	32	86	1	1	1	.332
Liriano	.500	26	2	0	1	0	0	0	0	1	0	0	1	0	0	0	0	.667
Mauer	.287	82	296	38	85	15	0	3	30	0	2	3	32	38	0	0	5	.360
Morneau	.227	69	264	19	60	16	0	4	30	0	2	3	19	44	0	0	1	.285
Nishioka	.226	68	221	14	50	5	0	0	19	3	0	1	15	43	2	4	12	.278
Parmerlee	.355	21	76	8	27	6	0	4	14	0	0	0	12	13	0	0	2	.443
Pavano	.000	33	6	0	0	0	0	0	0	0	0	0	0	4	0	0	2	.000
Ploutffe	.238	81	286	47	68	18	1	8	31	2	3	4	25	71	3	3	12	.305
Repko	.226	67	133	21	30	2	0	2	11	3	0	2	6	38	2	1	7	.270
Revere	.267	117	450	56	120	9	5	0	30	3	0	2	26	41	34	9	7	.310
Rivera	.144	45	104	9	15	3	0	5	0	0	0	1	8	32	0	0	3	.211
Seam	.264	70	284	37	75	11	5	2	16	0	0	0	27	36	6	1	1	.328
Thome	.243	71	206	21	50	12	0	12	40	0	1	0	35	69	0	0	0	.251
Tolbert	.198	87	207	22	41	10	2	0	11	4	0	4	11	31	3	2	6	.252
Tosoni	.203	60	172	20	35	7	1	5	22	0	0	3	14	42	0	2	3	.275
Valencia	.246	154	564	63	139	28	2	15	72	0	4	0	40	102	2	6	18	.294
Young	.266	84	305	26	81	16	0	4	32	0	2	0	18	55	1	0	5	.305
TOTALS	.247	162	5487	619	1357	259	25	103	572	31	25	37	440	1048	92	39	119	.306

## Pitching: (13th in A.L.)

PITCHER	W	L	ERA	G	GS	CG	SH	SV	IP	H	R	ER	HR	HB	BB	SO	WP	BK	BAA
Baker	8	6	3.14	23	21	1	0	0	134.2	126	50	47	15	4	32	123	4	0	.248
Blackburn	7	10	4.50	26	26	1	0	0	148.1	183	91	74	19	4	54	76	5	0	.305
Burnett	2	8	5.51	66	0	0	0	0	50.2	50	32	31	4	8	21	33	2	0	.263
Capps	4	7	4.25	69	0	0	0	15	65.2	66	31	31	10	4	13	34	1	0	.262
Cuddyer	0	0	0.00	1	0	0	0	0	1.0	2	0	0	0	0	0	1	0	0	.400
Diamond	1	3	5.08	7	7	0	0	0	39.0	51	25	22	3	0	17	19	3	0	.317
Duensing	9	14	5.23	32	28	1	1	0	161.2	193	102	94	21	1	52	115	3	0	.299
Dumatrait	1	3	3.92	45	0	0	0	1	41.1	45	22	18	7	1	25	29	2	0	.276
Hacker	0	0	0.00	2	0	0	0	0	5.1	4	1	0	0	0	4	2	0	0	.235
Hendricks	0	2	6.17	4	4	0	0	0	23.1	29	16	16	3	0	6	16	1	0	.312
Hoey	1	2	5.47	26	0	0	0	0	24.2	34	20	15	4	0	13	14	1	0	.330
Hughes	1	0	3.95	15	0	0	0	0	12.2	19	14	14	4	1	8	11	0	0	.365
James	0	0	6.10	8	0	0	0	0	10.1	12	7	7	1	0	4	8	0	2	.293
Liriano	9	10	5.06	26	24	1	1	0	134.1	125	81	76	14	7	75	112	9	0	.249
Manship	0	0	8.10	5	0	0	0	0	3.1	5	3	3	0	0	4	2	0	0	.385
Mijares	0	2	4.59	58	0	0	0	0	49.0	53	31	25	4	3	30	30	1	0	.275
Nathan	2	1	4.84	48	0	0	0	14	44.2	38	26	24	7	3	14	43	3	0	.222
Oliveros	0	0	4.05	10	0	0	0	0	13.1	13	6	6	0	0	7	9	0	0	.277
Pavano	9	13	4.30	33	33	3	1	0	222.0	262	123	106	23	8	40	102	4	2	.294
Perkins	4	4	2.48	65	0	0	0	2	61.2	55	19	17	2	1	21	65	3	0	.244
Slama	0	0	0.00	2	0	0	0	0	2.1	0	0	0	0	0	2	3	1	0	.000
Slowey	0	8	6.67	14	8	0	0	0	59.1	78	44	44	10	3	5	34	0	0	.321
Swarzak	4	7	4.32	27	11	0	0	0	102.0	111	53	49	9	6	26	55	3	1	.275
Waldrop	1	0	5.73	7	0	0	0	0	11.0	10	7	7	1	0	6	5	1	0	.233
TOTALS	63	99	4.58	162					1421.2	1564	804	724	161	54	480	940	47	5	.281

## TWINS WINNING STREAKS

### Games

### Dates

### Opposition

15	June 1-16, 1991	Kansas City 2, Baltimore 3, Cleveland 7, New York 3
12	September 19-October 3, 1980	Chicago 3, Texas 5, Kansas City 4
11	September 13-24, 2003	Cleveland 5, Chicago 3, Detroit 3
11	June 22-July 3, 2006	Houston 1, Chicago-NL 3, Los Angeles-NL 3, Milwaukee 3, Kansas City 1
10	May 19-30, 1963	Cleveland 1, Boston 3, Chicago 3, Washington 3
10	April 21-May 1, 1985	Oakland 5, Seattle 3, Detroit 2
10	June 17-27, 2008	Washington 3, Arizona 3, San Diego 3, Milwaukee 1
9	July 2-10, 1965	Kansas City 3, Boston 4, New York 2
9	July 10-17, 1969	Kansas City 1, Seattle 4, Chicago 4
9	September 7-16, 2004	Baltimore 2, Detroit 4, Chicago 3
8	June 24-July 2, 1963	Baltimore 1, Detroit 4, Washington 3
8	June 28-July 5, 1967	Boston 1, Washington 3, New York 4
8	April 26-May 4, 1969	Chicago 4, Kansas City 2, Seattle 2
8	July 28-August 2, 1976	Texas 3, Oakland 5
8	July 2-9, 1978	Chicago 1, Milwaukee 3, Oakland 4
8	May 22-29, 1988	Texas 2, Kansas City 3, Detroit 3
8	June 11-20, 2006	Baltimore 1, Boston 3, Pittsburgh 3, Houston 1
8	July 14-21, 2006	Cleveland 3, Tampa Bay 4, Cleveland 1
8	July 24-August 1, 2010	Baltimore 2, Kansas City 3, Seattle 3
8	June 11-21, 2011	Texas 2, Chicago 2, San Diego 3, San Francisco 1
7	8x, last June 9-15, 1994	Chicago 4, Boston 3



## 2012 TWINS STATISTICS

### Batting: (7th in A.L.)

PLAYER	AVG	G	AB	R	H	2B	3B	HR	RBI	SH	SF	HB	BB	SO	SB	CS	E	OBP
Burroughs	.118	10	17	0	2	1	0	0	1	0	0	0	1	3	0	0	0	.167
Butera	.198	42	111	7	22	6	0	1	5	0	0	2	9	26	0	0	1	.270
Carroll	.268	138	470	65	126	18	1	1	40	7	4	4	52	65	9	5	12	.343
Carson	.227	26	66	3	15	1	0	0	4	0	1	0	2	21	0	0	0	.246
Casilla	.241	106	299	33	72	17	2	1	30	3	5	3	16	52	21	1	9	.282
Doumit	.275	134	484	56	133	34	1	18	75	0	8	7	29	98	0	0	5	.320
Dozier	.234	84	316	33	74	11	1	6	33	4	3	1	16	58	9	2	15	.271
Escobar	.227	14	44	4	10	0	0	0	6	1	1	1	9	8	1	0	0	.271
Fioranni	.219	43	137	16	30	5	2	0	10	3	0	0	10	30	3	1	7	.272
Herrmann	.056	7	18	0	1	0	0	0	0	0	0	0	1	4	0	0	1	.105
Hughes	.200	4	10	0	2	0	0	0	2	0	1	0	0	4	0	0	1	.182
Komatsu	.219	15	32	2	7	0	0	0	1	0	1	0	4	3	0	0	1	.297
Mastroianni	.252	77	163	22	41	3	2	3	17	3	1	1	18	45	21	3	3	.328
Mauer	.319	147	545	81	174	31	4	10	85	1	3	2	90	88	8	4	5	.416
Morneau	.267	134	505	63	135	26	2	19	77	0	10	6	49	102	1	0	6	.333
Nishioka	.000	3	12	0	0	0	0	0	0	0	1	0	1	1	0	0	2	.071
Parmelee	.229	64	192	18	44	10	2	5	20	0	1	4	13	52	0	0	2	.290
Plouffe	.235	119	422	56	99	19	1	24	55	0	2	4	37	92	1	3	19	.301
Revere	.294	124	511	70	150	13	6	0	32	6	4	3	29	54	40	9	0	.333
Span	.283	128	516	71	146	38	4	4	41	4	0	1	47	62	17	6	4	.342
Thomas	.143	12	38	2	4	0	0	1	4	0	0	0	0	16	0	0	0	.172
Valencia	.198	34	126	13	25	6	0	2	17	0	3	0	3	32	0	1	4	.212
Willingham	.260	145	519	85	135	30	1	35	110	0	6	14	76	141	3	2	4	.366
TOTALS	.260	162	5562	701	1448	270	30	131	667	33	56	53	505	1069	135	37	107	.325

### Pitching: (13th in A.L.)

PITCHER	W	L	ERA	G	GS	CG	SH	SV	IP	H	R	ER	HR	HB	BB	SO	WP	BK	BAA
Blackburn	4	9	7.39	19	19	0	0	0	98.2	143	81	81	23	1	26	42	2	0	.340
Burnett	4	4	3.52	67	0	0	0	0	71.2	71	33	28	4	3	26	36	6	0	.257
Burton	3	2	2.18	64	0	0	0	5	62.0	41	21	15	5	5	16	55	0	0	.186
Butera	0	0	0.00	1	0	0	0	0	1.0	0	0	0	0	0	1	1	1	0	.000
Capps	1	4	3.68	30	0	0	0	14	29.1	28	13	12	5	0	4	18	3	0	.241
DeJong	6	5	4.44	15	15	0	0	0	79.0	69	40	39	10	5	53	57	5	0	.241
De Vries	5	3	4.11	17	16	0	0	0	87.2	88	48	40	16	4	18	58	1	0	.252
Diamond	12	9	3.54	27	27	1	1	0	173.0	184	76	68	17	4	31	90	10	0	.274
Duensing	4	12	5.12	55	11	0	0	0	109.0	126	71	62	10	2	27	69	5	0	.288
Fien	2	1	2.06	35	0	0	0	0	35.0	25	9	8	3	1	9	32	0	0	.195
Gray	6	1	5.71	49	0	0	0	0	52.0	58	34	33	9	4	22	26	5	1	.278
Hendricks	1	8	5.59	16	16	1	0	0	85.1	106	61	53	17	4	26	50	4	0	.305
Liriano	3	10	5.31	22	17	0	0	0	100.0	89	63	59	12	4	55	109	6	1	.239
Maloney	1	0	8.18	9	0	0	0	0	11.0	17	10	10	2	1	1	5	0	0	.347
Manship	0	0	7.89	12	0	0	0	0	21.2	29	19	19	4	1	7	12	0	0	.326
Marquis	2	4	8.47	7	7	0	0	0	34.0	52	33	32	9	3	14	12	1	0	.371
Olivero	0	0	3.40	11	0	0	0	0	12.1	11	1	1	0	0	1	1	0	0	.167
Pavano	2	5	6.00	11	11	0	0	0	63.0	80	46	42	2	2	8	33	0	0	.313
Perdomo	0	0	3.18	15	0	0	0	0	17.0	15	8	6	0	2	12	8	1	0	.238
Perkins	3	1	2.56	70	0	0	0	16	70.1	57	25	20	8	3	16	78	3	0	.222
Robertson	2	2	5.40	40	0	0	0	0	25.0	21	16	15	4	1	14	26	1	0	.223
Swarzak	3	6	5.03	44	5	0	0	0	96.2	106	57	54	15	0	31	62	3	0	.284
Vasquez	0	2	5.68	6	6	0	0	0	31.2	32	20	20	2	1	19	14	1	0	.274
Waldrop	0	1	2.53	17	0	0	0	0	21.1	27	6	6	2	3	6	7	0	0	.318
Walters	2	5	5.69	12	12	1	0	0	61.2	71	41	39	12	3	22	42	1	0	.291
TOTALS	66	96	4.77	162	3	6	35	1438.2	1536	832	762	198	57	465	943	60	2	274	

## 2013 TWINS STATISTICS

### Batting: (13th in A.L.)

PLAYER	AVG	G	AB	R	H	2B	3B	HR	RBI	SH	SF	HB	BB	SO	SB	CS	E	OBP
Arcia, O	.251	97	351	34	88	17	2	14	43	0	0	4	23	117	1	2	2	.304
Bernier, D	.226	33	53	9	12	3	0	0	5	2	0	1	8	15	2	1	0	.339
Colabello, C	.194	55	160	14	31	3	0	7	17	0	0	1	20	58	0	1	3	.287
Doumit, R	.247	135	485	49	120	28	1	14	55	0	4	1	48	99	1	0	3	.314
Dozier, B	.244	147	558	72	136	33	4	18	66	3	4	6	51	120	14	7	6	.312
Escobar, E	.236	86	165	23	39	5	2	3	10	2	1	0	11	34	0	2	7	.282
Fioranni, P	.221	134	403	44	89	17	0	9	44	5	3	2	33	115	15	6	18	.281
Fryer, F	.385	6	13	2	5	1	0	0	4	0	0	0	3	3	0	0	2	.500
Herrmann, C	.204	57	157	16	32	7	0	4	18	3	0	0	18	49	0	1	2	.286
Mastroianni, D	.185	30	85	5	12	2	0	0	5	3	1	1	3	23	2	1	0	.229
Mauer, J	.324	113	445	62	144	35	0	11	47	0	2	0	61	89	0	1	3	.404
Parmelee, C	.228	101	294	21	67	13	0	8	24	0	3	3	33	81	1	1	2	.309
Pinto, J	.342	21	76	10	26	5	0	4	12	0	0	1	6	22	0	0	2	.398
Plouffe, T	.254	129	477	44	121	22	1	14	52	1	4	6	34	112	2	1	13	.309
Presley, A	.283	28	113	9	32	4	1	1	11	0	0	1	8	21	1	3	0	.336
Ramirez, W	.272	35	81	5	22	6	1	0	6	0	1	1	3	23	0	0	0	.302
Thomas, C	.214	92	290	39	62	15	0	4	13	1	0	1	30	92	1	3	3	.290
Willingham, J	.208	111	389	42	81	20	0	14	48	0	2	14	66	128	0	0	1	.342
Pitchers	.056	162	18	0	1	0	0	0	0	0	4	0	0	11	0	0	0	.056
TOTALS	.242	162	5564	614	1346	285	15	151	590	29	32	52	533	1430	52	33	81	.312

## DID YOU Know?

...to determine a team's "magic number" in the pennant race, compute the number of games remaining, add one, then subtract the number of games ahead in the loss column of the standings of the closest opponent.



# 2013 TWINS STATISTICS

## Pitching: (14th in A.L.)

PITCHER	W	L	ERA	G	GS	CG	SH	SV	IP	H	R	ER	HR	HB	BB	SO	WP	BK	AVG
Albers, A.	2	5	4.05	10	10	1	1	0	60.0	64	34	27	6	2	7	25	0	1	.271
Burton, J.	2	9	3.82	71	0	0	0	2	66.0	61	29	28	6	5	22	61	2	0	.242
Correia, K.	9	13	4.18	31	31	0	0	0	185.1	218	89	86	24	2	45	101	2	0	.297
Deduno, S.	8	8	3.83	18	18	0	0	0	108.0	105	48	46	7	9	41	67	8	2	.259
De Vries, C.	0	2	10.80	4	2	0	0	0	15.0	22	18	18	6	0	9	12	0	0	.333
Diamond, S.	6	13	5.43	24	24	0	0	0	131.0	163	88	79	21	1	36	52	5	0	.306
Duensing, B.	6	2	3.98	73	0	0	0	1	61.0	68	28	27	4	2	22	56	6	0	.283
Fien, C.	5	2	3.92	73	0	0	0	0	62.0	51	28	27	9	0	12	73	2	0	.225
Hendriks, L.	1	3	6.85	10	8	0	0	0	47.1	67	39	36	10	3	14	34	1	0	.327
Hernandez, P.	3	3	6.83	14	12	0	0	0	56.2	80	43	43	10	23	1	29	1	1	.338
Martis, S.	0	3	5.59	6	0	0	0	0	9.2	6	6	6	3	0	4	7	0	0	.171
Pelfrey, M.	5	13	5.19	29	29	0	0	0	152.2	184	92	88	13	6	53	101	1	0	.300
Perkins, G.	2	0	2.30	61	0	0	0	36	62.2	43	16	16	5	3	15	77	0	0	.196
Pressly, R.	3	3	3.87	49	0	0	0	0	76.2	71	37	33	5	0	27	49	7	0	.251
Roenicke, J.	3	1	4.35	63	0	0	0	1	62.0	63	31	30	6	1	36	45	7	0	.263
Swarzak, A.	3	2	2.91	48	0	0	0	0	96.0	89	33	31	7	1	22	69	1	0	.249
Thielbar, C.	3	2	1.76	49	0	0	0	0	46.0	24	11	9	4	0	14	39	1	0	.154
Tonkin, M.	0	0	0.79	9	0	0	0	0	11.1	9	6	1	0	0	3	10	1	0	.205
MINNESOTA	66	96	4.55	162	162	1	7	40	1450.1	1591	788	733	168	44	458	985	50	4	.280

## TWINS ALL-TIME COACHES

<b>Allen, Neil</b> ..... 2015	Liddle, Steve..... 2002-12	Rodgers, Bob..... 1970-74
Anderson, Rick..... 2002-14	*Lopat, Ed..... 1961	*Rowe, Ralph..... 1972-75
*Baker, Floyd..... 1961-64	*Lyons, Eddie..... 1976	*Sain, John..... 1965-66
<b>Brunansky, Tom</b> ..... 2013-present	*Maltzberger, Gordon..... 1962-64	Shellenback, Jim..... 1983
*Case, George..... 1968	*Martin, Billy..... 1965-68	Silvera, Charlie..... 1969
*Crosetti, Frank..... 1970-71	*McCullough, Clyde..... 1961	Stange, Lee..... 1975
Crowley, Terry..... 1991-98	*McMahon, Don..... 1976-77	Steinbach, Terry..... 2013-14
Cuellar, Bobby..... 2013-14	Mele, Sam..... 1961	Stelmaszek, Rick..... 1981-2012
<b>Davis, Butch</b> ..... 2015	Molitor, Paul..... 2000-01, 14	*Strickland, George..... 1962
Fitzgerald, Ed..... 1962-64	*Morgan, Vern..... 1969-75	Such, Dick..... 1985-2001
*Fowler, Art..... 1969	Naragon, Hal..... 1963-66	Terwilliger, Wayne..... 1986-94
Gardenhire, Ron..... 1991-2001	Newman, Al..... 2002-05	Ullger, Scott..... 1995-2014
Gardner, Billy..... 1981	Nossek, Joe..... 1976	<b>Vavra, Joe</b> ..... 2006-present
<b>Glynn, Gene</b> ..... 2015	Oldis, Bob..... 1968	White, Jerry..... 1989, 95, 99-2012
Goryl, John..... 1968-69, 79-80	Oliva, Tony..... 1976-78, 85-91	Worthington, Al..... 1972-73
*Grissom, Marv..... 1970-71	Pascual, Camilo..... 1978-80	*Wynn, Early..... 1967-69
<b>Guardado, Eddie</b> ..... 2015	*Podres, Johnny..... 1981-85	*Zimmerman, Jerry..... 1967, 76-80
<b>Hernandez, Rudy</b> ..... 2015	Quilici, Frank..... 1971-72	
Kelly, Tom..... 1983-86	Randall, Bobby..... 1980	( * - deceased )
*Kuehl, Karl..... 1977-82	Renick, Rick..... 1987-90	
*Lemon, Jim..... 1965-67, 81-84	*Robertson, Sherry..... 1970	

## TWINS TO STEAL HOME

Date	Player	Inning	Pitcher	Opponent	Made Score	Final
7/19/62	Vic Power	5th	Dailey	Cleveland	6-0	8-0
8/3/66	Ted Uhlaender	8th	Stigman	Boston	7-2	7-2
5/10/68	John Roseboro	4th	Clark	at California	4-0	6-5
4/9/69	Rod Carew	5th	Nelson	at Kansas City	3-2	3-4
4/19/69	Rod Carew	7th	Wilhelm	California	5-5	6-5
5/18/69	Rod Carew*	3rd	Lolich	Detroit	2-2	2-8
5/18/69	Cesar Tovar*	3rd	Lolich	Detroit	2-1	8-2
5/14/75	Rod Carew	1st	Perry	Cleveland	1-0	3-0
5/17/76	Rod Carew	1st	Norris	Oakland	1-0	5-4
4/8/88	Dan Gladden	7th	Wells	Toronto	5-2	6-3
9/25/88	Dan Gladden	7th	Petry	at California	3-2	6-2
9/27/97	Rich Becker	5th	Juden	at Cleveland	2-0	6-4
5/4/02	Torii Hunter	2nd	Redman	Detroit	2-0	3-2
8/3/13	Clete Thomas	2nd	Bedard	Houston	3-1	6-4

\* - denotes consecutive batters





POSTSEASON





# 1965 WORLD SERIES

## TWINS VS. LOS ANGELES DODGERS

DODGERS:	AVG	G	AB	R	H	2B	3B	HR	RBI	BB	SO	SB
Crawford, ph	.500	2	2	0	1	0	0	0	0	0	1	0
Lefebvre, 2b	.400	3	10	2	4	0	0	0	0	0	0	0
Fairly, rf	.379	7	29	7	11	3	0	2	6	0	1	0
Wills, ss	.367	7	30	3	11	3	0	0	3	1	3	3
Osteen, p	.333	3	3	0	1	0	0	0	0	0	0	0
Parker, 1b	.304	7	23	3	7	0	1	1	2	3	3	2
Johnson, lf	.296	7	27	3	8	2	0	2	4	1	3	0
Roseboro, c	.286	7	21	1	6	1	0	0	3	5	3	1
W. Davis, cf	.231	7	26	3	6	0	0	0	0	0	2	3
Gilliam, 3b	.214	7	28	2	6	1	0	0	2	1	0	0
Tracewski, ph-2b	.118	6	17	0	2	0	0	0	0	1	5	0
Koufax, p	.111	3	9	0	1	0	0	0	1	1	5	0
Drysdale, p-ph	.000	3	5	0	0	0	0	0	0	0	4	0
Moon, ph	.000	2	2	0	0	0	0	0	0	0	0	0
Kennedy, 3b-pr	.000	4	1	0	0	0	0	0	0	0	0	0
LeJohn, ph	.000	1	1	0	0	0	0	0	0	0	1	0
Miller, p	.000	2	0	0	0	0	0	0	0	0	0	0
Perranoski, p	.000	2	0	0	0	0	0	0	0	0	0	0
Reed, p	.000	2	0	0	0	0	0	0	0	0	0	0
Brewer, p	.000	1	0	0	0	0	0	0	0	0	0	0
<b>Totals</b>	<b>.274</b>	<b>7</b>	<b>234</b>	<b>24</b>	<b>64</b>	<b>10</b>	<b>1</b>	<b>5</b>	<b>21</b>	<b>13</b>	<b>31</b>	<b>9</b>

Pitchers:	W	L	ERA	G	GS	CG	SHO	SV	IP	H	R	ER	BB	SO
Miller	0	0	0.00	2	0	0	0	0	1.1	0	0	0	0	0
Koufax	2	1	0.38	3	3	2	2	0	24.0	13	2	1	5	29
Osteen	1	1	0.64	2	2	1	1	0	14.0	9	2	1	5	4
Drysdale	1	1	3.86	2	2	1	0	0	11.2	12	9	5	3	15
Brewer	0	0	4.50	1	0	0	0	0	2.0	3	1	1	0	1
Perranoski	0	0	7.36	2	0	0	0	0	3.2	3	3	3	4	1
Reed	0	0	8.10	2	0	0	0	0	3.1	2	3	3	2	4
<b>Totals</b>	<b>4</b>	<b>3</b>	<b>2.10</b>	<b>14</b>	<b>7</b>	<b>4</b>	<b>3</b>	<b>0</b>	<b>60.0</b>	<b>42</b>	<b>20</b>	<b>14</b>	<b>19</b>	<b>54</b>

TWINS:	AVG	G	AB	R	H	2B	3B	HR	RBI	BB	SO	SB
Killebrew, 3b	.286	7	21	2	6	0	0	1	2	6	4	0
Versalles, ss	.286	7	28	3	8	1	1	1	4	2	7	1
Valdespino, lf-ph	.273	5	11	1	3	1	0	0	0	0	1	0
Grant, p	.250	3	8	3	2	1	0	1	3	0	1	0
Nossek, cf-ph	.200	6	20	0	4	0	0	0	0	0	1	0
Quilici, 2b	.200	7	20	2	4	2	0	0	1	4	3	0
Oliva, rf	.192	7	26	2	5	1	0	1	2	1	6	0
Kaat, p	.167	3	6	0	1	0	0	0	2	0	5	0
Hall, cf	.143	2	7	0	1	0	0	0	0	1	5	0
Mincher, 1b	.130	7	23	3	3	0	0	1	1	2	7	0
Allison, lf	.125	5	16	3	2	1	0	1	2	2	9	1
Batley, c	.120	7	25	1	3	1	0	1	0	2	0	5
Rollins, ph	.000	3	2	0	0	0	0	0	0	1	0	0
Zimmerman, c	.000	2	1	0	0	0	0	0	0	0	0	0
Pascual, p	.000	1	1	0	0	0	0	0	0	0	0	0
Klippstein, p	.000	2	0	0	0	0	0	0	0	0	0	0
Merritt, p	.000	2	0	0	0	0	0	0	0	0	0	0
Perry, p	.000	2	0	0	0	0	0	0	0	0	0	0
Worthington, p	.000	2	0	0	0	0	0	0	0	0	0	0
Boswell, p	.000	1	0	0	0	0	0	0	0	0	0	0
Pleis, p	.000	1	0	0	0	0	0	0	0	0	0	0
<b>Totals</b>	<b>.195</b>	<b>7</b>	<b>215</b>	<b>20</b>	<b>42</b>	<b>7</b>	<b>2</b>	<b>6</b>	<b>19</b>	<b>19</b>	<b>54</b>	<b>2</b>

Pitchers:	W	L	ERA	G	GS	CG	SHO	SV	IP	H	R	ER	BB	SO
Worthington	0	0	0.00	2	0	0	0	0	4.0	2	1	0	2	2
Klippstein	0	0	0.00	2	0	0	0	0	2.2	2	0	0	2	3
Merritt	0	0	2.70	2	0	0	0	0	3.1	2	1	1	0	1
Grant	2	1	2.74	3	3	2	0	0	23.0	22	8	7	2	12
Boswell	0	0	3.38	1	0	0	0	0	2.2	3	1	1	2	3
Kaat	1	2	3.77	3	3	1	0	0	14.1	18	7	6	2	6
Perry	0	0	4.50	2	0	0	0	0	4.0	5	2	2	2	4
Pascual	0	1	5.40	1	1	0	0	0	5.0	8	3	3	1	0
Pleis	0	0	9.00	1	0	0	0	0	1.0	2	1	1	0	0
<b>Totals</b>	<b>3</b>	<b>4</b>	<b>3.15</b>	<b>17</b>	<b>7</b>	<b>3</b>	<b>0</b>	<b>0</b>	<b>60.0</b>	<b>64</b>	<b>24</b>	<b>21</b>	<b>13</b>	<b>31</b>



# 1965 WORLD SERIES (CONTINUED)

## GAME 1 Wednesday, October 6 at Minnesota

Los Angeles	0	1	0	0	0	0	0	1	—	2	10	1
Minnesota	0	1	6	0	0	1	0	0	x	8	10	0

WP — Grant. LP — Drysdale.  
Drysdale, Reed (3), Brewer (5), Perranoski (7) and Roseboro.  
Grant and Battey.  
HR — Fairly, Mincher, Versalles. T — 2:29. A — 47,797.

## GAME 2 Thursday, October 7 at Minnesota

Los Angeles	0	0	0	0	0	0	1	0	0	—	1	7	3
Minnesota	0	0	0	0	2	1	2	x	—	5	9	0	

WP — Kaat. LP — Koufax.  
Koufax, Perranoski (7), Miller (8) and Roseboro.  
Kaat and Battey.  
T — 2:13. A — 48,700.

## GAME 3 Saturday, October 9 at Los Angeles

Minnesota	0	0	0	0	0	0	0	0	—	0	5	0
Los Angeles	0	0	0	2	1	1	0	0	x	—	4	10

WP — Osteen. LP — Pascual.  
Pascual, Merritt (6), Klippstein (8) and Battey, Zimmerman (7).  
Osteen and Roseboro.  
T — 2:06. A — 55,934.

## GAME 4 Sunday, October 10 at Los Angeles

Minnesota	0	0	0	1	0	1	0	0	0	—	2	5	2
Los Angeles	1	1	0	1	0	3	0	1	x	—	7	10	0

WP — Drysdale. LP — Grant.  
Grant, Worthington (6), Pleis (8) and Battey, Zimmerman (7).  
Drysdale and Roseboro.  
HR — Killebrew, Parker, Oliva, Johnson. T — 2:15. A — 55,920.

## GAME 5 Monday, October 11 at Los Angeles

Minnesota	0	0	0	0	0	0	0	0	—	0	4	1	
Los Angeles	2	0	2	1	0	0	2	0	x	—	7	14	0

WP — Koufax. LP — Kaat.  
Kaat, Boswell (3), Perry (6) and Battey.  
Koufax and Roseboro.  
T — 2:34. A — 55,801.

## GAME 6 Wednesday, October 13 at Minnesota

Los Angeles	0	0	0	0	0	1	0	0	—	1	6	1
Minnesota	0	0	0	2	0	3	0	0	x	—	5	6

WP — Grant. LP — Osteen.  
Osteen, Reed (6), Miller (8) and Roseboro.  
Grant and Battey.  
HR — Fairly, Allison, Grant. T — 2:16. A — 49,578.

## GAME 7 Thursday, October 14 at Minnesota

Los Angeles	0	0	0	2	0	0	0	0	—	2	7	0
Minnesota	0	0	0	0	0	0	0	0	—	0	3	1

WP — Koufax. LP — Kaat.  
Koufax and Roseboro.  
Kaat, Worthington (4), Klippstein (6), Merritt (7), Perry (9) and Battey.  
HR — Johnson. T — 2:27. A — 50,596.



# 1969 AMERICAN LEAGUE CHAMPIONSHIP SERIES

## TWINS VS. BALTIMORE ORIOLES

ORIOLES:	AVG	G	AB	R	H	2B	3B	HR	RBI	BB	SO	SB		
B. Robinson, 3b	.500	3	14	1	7	1	0	0	0	0	0	0		
Motton, ph	.500	2	2	0	1	0	0	0	1	0	0	0		
Blair, cf	.400	3	15	1	6	2	0	1	6	2	2	0		
Powell, 1b	.385	3	13	2	5	0	0	1	1	2	0	0		
F. Robinson, rf	.333	3	12	1	4	2	0	1	2	3	3	0		
Buford, lf	.286	3	14	3	4	1	0	0	1	3	0	0		
Belanger, ss	.267	3	15	4	4	0	1	1	1	0	0	0		
Hendricks, ph-c	.250	3	8	2	2	2	0	0	3	1	2	0		
Johnson, 2b	.231	3	13	2	3	0	0	0	0	2	1	0		
Palmer, p	.000	1	5	0	0	0	0	0	0	0	3	0		
Etchebarren, c	.000	2	4	0	0	0	0	0	0	0	0	0		
McNally, p	.000	1	4	0	0	0	0	0	0	0	2	0		
Cuellar, p	.000	1	2	0	0	0	0	0	0	0	1	0		
May, ph	.000	1	1	0	0	0	0	0	0	0	0	0		
Salmon, ph	.000	1	1	0	0	0	0	0	0	0	0	0		
R. Hall, p	.000	1	0	0	0	0	0	0	0	0	0	0		
Lopez, p	.000	1	0	0	0	0	0	0	0	0	0	0		
Rettenmund, ph	.000	1	0	0	0	0	0	0	0	0	0	0		
Richert, p	.000	1	0	0	0	0	0	0	0	0	0	0		
Watt, p	.000	1	0	0	0	0	0	0	0	0	0	0		
Totals	.293	3	123	16	36	8	1	4	15	13	14	0		
Pitchers:	W	L	ERA	G	GS	CG	SHO	SV	IP	H	R	ER	BB	SO
McNally	1	0	0.00	1	1	1	1	0	11.0	3	0	0	5	11
Watt	0	0	0.00	1	0	0	0	0	2.0	0	0	0	0	2
Richert	0	0	0.00	1	0	0	0	0	1.0	0	0	0	2	2
R. Hall	1	0	0.00	1	0	0	0	0	0.2	0	0	0	0	1
Lopez	0	0	0.00	1	0	0	0	0	0.1	1	0	0	2	0
Palmer	1	0	2.00	1	1	1	0	0	9.0	10	2	2	2	4
Cuellar	0	0	2.25	1	1	0	0	0	8.0	3	3	2	1	7
Totals	3	0	1.13	7	3	2	1	0	32.0	17	5	4	12	27



# 1969 ALCS (CONTINUED)

TWINS:	AVG	G	AB	R	H	2B	3B	HR	RBI	BB	SO	SB
Nettles, ph	1.000	1	1	0	1	0	0	0	0	0	0	0
Woodson, p	1.000	1	1	0	1	0	0	0	0	0	0	0
Oliva, rf	.385	3	13	3	5	2	0	1	2	1	3	1
Roseboro, c	.200	2	5	0	1	0	0	0	0	0	0	0
Reese, lb	.167	3	12	0	2	0	0	0	2	1	1	0
Uhlender, lf	.167	2	6	0	1	0	0	0	0	0	0	0
Cardenas, ss	.154	3	13	0	2	0	1	0	0	0	7	0
Mitterwald, c	.143	2	7	0	1	0	0	0	0	1	3	0
Killebrew, 3b	.125	3	8	2	1	1	0	0	0	6	2	0
Tovar, cf	.077	3	13	0	1	0	0	0	0	1	2	1
Carew, 2b	.071	3	14	0	1	0	0	0	0	1	4	0
Allison, lf	.000	2	8	0	0	0	0	0	1	0	0	0
Boswell, p	.000	1	4	0	0	0	0	0	0	0	4	0
Perry, p	.000	1	3	0	0	0	0	0	0	0	1	0
Perranoski, p	.000	3	1	0	0	0	0	0	0	0	0	0
Renick, ph	.000	1	1	0	0	0	0	0	0	0	0	0
Chance, p		1	0	0	0	0	0	0	0	0	0	0
Grzenda, p		1	0	0	0	0	0	0	0	0	0	0
T. Hall, p		1	0	0	0	0	0	0	0	0	0	0
Manuel, ph		1	0	0	0	0	0	0	0	1	0	0
Miller, p		1	0	0	0	0	0	0	0	0	0	0
Worthington, p		1	0	0	0	0	0	0	0	0	0	0
Totals	.155	3	110	5	17	3	1	1	5	12	27	2

Pitchers:	W	L	ERA	G	GS	CG	SHO	SV	IP	H	R	ER	BB	SO
Grzenda	0	0	0.00	1	0	0	0	0	0.2	0	0	0	0	0
T. Hall	0	0	0.00	1	0	0	0	0	0.2	0	0	0	0	0
Boswell	0	1	0.84	1	1	0	0	0	10.2	7	1	1	7	4
Perry	0	0	3.38	1	1	0	0	0	8.0	6	3	3	3	3
Miller	0	1	5.40	1	1	0	0	0	1.2	5	3	1	0	0
Perranoski	0	1	5.79	3	0	0	0	0	4.2	8	3	3	0	2
Worthington	0	0	6.75	1	0	0	0	0	1.1	3	1	1	0	1
Woodson	0	0	10.80	1	0	0	0	0	1.2	3	2	2	3	2
Chance	0	0	13.50	1	0	0	0	0	2.0	4	3	3	0	2
Totals	0	3	4.02	11	3	0	0	0	31.1	36	16	14	13	14

## GAME 1 Saturday, October 4 at Baltimore


Minnesota	0	0	0	0	1	0	2	0	0	0	0	—	3	4	2
Baltimore	0	0	0	1	1	0	0	0	1	0	0	1	—	4	10
WP — Hall. LP — Perranoski.															
Perry, Perranoski (9) and Mitterwald, Roseboro (12).															
Cuellar, Richert (9), Watt (10), Lopez (12), R. Hall (12) and Hendricks, Etchebarren (10).															
HR — F. Robinson, Belanger, Oliva, Powell.															
T — 3:29. A — 39,324.															

## GAME 2 Sunday, October 5 at Baltimore

Minnesota	0	0	0	0	0	0	0	0	0	0	—	0	3	1
Baltimore	0	0	0	0	0	0	0	0	0	0	1	—	1	8
WP — McNally. LP — Boswell.														
Boswell, Perranoski (11) and Mitterwald.														
McNally and Etchebarren, Hendricks (10).														
T — 3:17. A — 41,704.														

## GAME 3 Monday, October 6 at Minnesota

Baltimore	0	3	0	2	0	1	0	2	3	—	11	18	0
Minnesota	1	0	0	0	1	0	0	0	0	—	2	10	2
WP — Palmer. LP — Miller.													
Palmer and Hendricks.													
Miller, Woodson (2), T. Hall (4), Worthington (5), Grzenda (6), Chance (7), Perranoski (9) and Roseboro.													
HR — Blair. T — 2:48. A — 32,735.													







# 1970 AMERICAN LEAGUE CHAMPIONSHIP SERIES

TWINS VS. BALTIMORE ORIOLES

ORIOLES:	AVG	G	AB	R	H	2B	3B	HR	RBI	BB	SO	SB
B. Robinson, 3b	.583	3	12	3	7	2	0	0	1	0	1	0
Cuellar, p	.500	1	2	1	1	0	0	1	4	0	1	0
R. Hall, p	.500	1	2	1	1	0	0	0	0	0	1	0
Powell, 1b	.429	3	14	2	6	2	0	1	6	0	3	0
Buford, lf	.429	2	7	2	3	1	0	1	3	2	0	0
Hendricks, c	.400	1	5	2	2	0	0	0	0	0	1	0
McNally, p	.400	1	5	1	2	1	0	0	1	0	1	0
Johnson, 2b	.364	3	11	4	4	0	0	2	4	1	1	0
Belanger, ss	.333	3	12	5	4	0	0	0	1	1	0	0
Rettenmund, lf	.333	1	3	1	1	0	0	0	1	2	1	1
Palmer, p	.250	1	4	1	1	1	0	0	1	0	0	0
F. Robinson, rf	.200	3	10	3	2	0	0	1	2	5	2	0
Etchebarren, c	.111	2	9	1	1	0	0	0	0	0	3	0
Blair, cf	.077	3	13	0	1	0	0	0	0	1	4	0
<b>Totals</b>	<b>.330</b>	<b>3</b>	<b>109</b>	<b>27</b>	<b>36</b>	<b>7</b>	<b>0</b>	<b>6</b>	<b>24</b>	<b>12</b>	<b>19</b>	<b>1</b>

Pitchers:	W	L	ERA	G	GS	CG	SHO	SV	IP	H	R	ER	BB	SO
R. Hall	1	0	0.00	1	0	0	0	4.2	1	0	0	0	0	3
Palmer	1	0	1.00	1	1	1	0	9.0	7	1	1	3	12	
McNally	1	0	3.00	1	1	0	0	9.0	6	3	3	5	5	
Cuellar	0	0	12.46	1	1	0	0	4.1	10	6	6	1	2	
<b>Totals</b>	<b>3</b>	<b>0</b>	<b>3.33</b>	<b>4</b>	<b>3</b>	<b>2</b>	<b>0</b>	<b>27.0</b>	<b>24</b>	<b>10</b>	<b>10</b>	<b>9</b>	<b>22</b>	

TWINS:	AVG	G	AB	R	H	2B	3B	HR	RBI	BB	SO	SB
Oliva, rf	.500	3	12	2	6	2	0	1	1	0	1	0
Mitterwald, c	.500	2	8	2	4	1	0	0	2	0	2	0
Tovar, cf-2b-lf	.385	3	13	2	5	0	1	0	1	0	0	0
Killebrew, 3b-1b	.273	3	11	2	3	0	0	2	4	2	4	0
Ratliff, c	.250	1	4	0	1	0	0	0	0	0	1	0
Renick, 3b-ph	.200	2	5	0	1	0	0	0	0	0	1	0
Cardenas, ss	.182	3	11	1	2	0	0	0	1	1	1	0
Reese, 1b	.143	2	7	0	1	0	0	0	0	1	1	0
Thompson, 2b	.125	3	8	0	1	1	0	0	0	1	0	0
Alyea, lf-ph	.000	3	7	1	0	0	0	0	0	2	3	0
Holt, ph-cf-pr	.000	3	5	0	0	0	0	0	0	0	2	0
Allison, ph	.000	3	2	0	0	0	0	0	0	1	1	0
Quilici, 2b-ph	.000	3	2	0	0	0	0	0	0	0	1	0
Carew, ph	.000	2	2	0	0	0	0	0	0	0	1	0
T. Hall, p	.000	2	1	0	0	0	0	0	0	0	1	0
Perry, p	.000	2	1	0	0	0	0	0	1	0	0	0
Kaat, p	.000	1	1	0	0	0	0	0	0	0	1	0
Manuel, ph	.000	1	1	0	0	0	0	0	0	0	1	0
Perranoski, p	.000	2	0	0	0	0	0	0	0	0	0	0
Tiant, p-pr	.000	2	0	0	0	0	0	0	0	0	0	0
Williams, p	.000	2	0	0	0	0	0	0	0	1	0	0
Zepp, p	.000	2	0	0	0	0	0	0	0	0	0	0
Blyleven, p	.000	1	0	0	0	0	0	0	0	0	0	0
Woodson, p	.000	1	0	0	0	0	0	0	0	0	0	0
<b>Totals</b>	<b>.238</b>	<b>3</b>	<b>101</b>	<b>10</b>	<b>24</b>	<b>4</b>	<b>1</b>	<b>3</b>	<b>10</b>	<b>9</b>	<b>22</b>	<b>0</b>

Pitchers:	W	L	ERA	G	GS	CH	SHO	SV	IP	H	R	ER	BB	SO
Williams	0	0	0.00	2	0	0	0	0	6.0	2	0	0	1	2
Blyleven	0	0	0.00	1	0	0	0	0	2.0	2	1	0	0	2
T. Hall	0	1	6.75	2	1	0	0	0	5.1	6	4	4	4	6
Zepp	0	0	6.75	2	0	0	0	0	1.1	2	1	1	2	2
Kaat	0	1	9.00	1	1	0	0	0	2.0	6	4	2	2	1
Woodson	0	0	9.00	1	0	0	0	0	1.0	2	1	1	1	0
Perry	0	1	13.50	2	1	0	0	0	5.1	10	9	8	1	3
Tiant	0	0	13.50	1	0	0	0	0	0.2	1	2	1	0	0
Perranoski	0	0	19.29	2	0	0	0	0	2.1	5	5	5	1	3
<b>Totals</b>	<b>0</b>	<b>3</b>	<b>7.62</b>	<b>14</b>	<b>3</b>	<b>0</b>	<b>0</b>	<b>0</b>	<b>26.0</b>	<b>36</b>	<b>27</b>	<b>22</b>	<b>12</b>	<b>19</b>

**DID YOU Know?**

...that the 1987 World Series was the first in which games were played indoors.



# 1970 ALCS [CONTINUED]

## GAME 1 Saturday, October 3 at Minnesota

Baltimore	0	2	0	7	0	1	0	0	0	—	10	13	0
Minnesota	1	1	0	1	3	0	0	0	0	—	6	11	2
WP — Hall. LP — Perry.													
Cuellar, R. Hall (5) and Hendricks.													
Perry, Zepp (4), Woodson (5), Williams (6), Perranoski (9) and Mitterwald.													
HR — Cuellar, Buford, Powell, Killebrew. T — 2:36. A — 26, 847.													

## GAME 2 Sunday, October 4 at Minnesota

Baltimore	1	0	2	1	0	0	0	0	7	—	11	13	0
Minnesota	0	0	0	3	0	0	0	0	0	—	3	6	2
WP — McNally. LP — Hall.													
McNally and Etchebarren.													
T. Hall, Zepp (4), Williams (5), Perranoski (8), Tiant (9) and Mitterwald.													
HR — F. Robinson, Killebrew, Oliva, Johnson. T — 2:59. A — 27,490.													

## GAME 3 Monday, October 5 at Baltimore

Minnesota	0	0	0	0	1	0	0	0	0	—	1	7	2
Baltimore	1	1	3	0	0	0	1	0	x	—	6	10	0
WP — Palmer. LP — Kaat.													
Kaat, Blyleven (3), T. Hall (5), Perry (7) and Ratliff.													
Palmer and Etchebarren.													
HR — Johnson. T — 2:20. A — 27,608.													



## 1987 AMERICAN LEAGUE CHAMPIONSHIP SERIES

### TWINS VS. DETROIT TIGERS

TIGERS:	AVG	G	AB	R	H	2B	3B	HR	RBI	BB	SO	SB
Grubb, ph-dh	.571	4	7	0	4	0	0	0	0	0	1	0
Morrison, dh-3b	.400	2	5	1	2	0	0	0	0	0	1	0
Herdon, rf-ph-dh	.333	3	9	1	3	1	0	0	2	1	1	1
Sheridan, rf-pr	.300	5	10	2	3	1	0	1	2	0	2	0
Evans, 1b-3b	.294	5	17	0	5	0	0	0	0	4	2	0
Gibson, lf	.286	5	21	4	6	1	0	1	4	3	8	3
Heath, c	.286	3	7	1	2	0	0	1	2	0	0	0
Lemon, cf	.278	5	18	4	5	0	0	2	4	1	4	0
Bergman, ph-dh-1b	.250	4	4	0	1	0	0	0	2	0	1	0
Trammell, ss	.200	5	20	3	4	1	0	0	2	1	2	0
Whitaker, 2b	.176	5	17	4	3	0	0	1	1	7	3	1
Nokes, ph-dh-c	.143	5	14	2	2	0	0	1	2	1	4	0
Brookens, 3b	.000	5	13	0	0	0	0	0	0	0	3	0
Madlock, dh	.000	1	5	0	0	0	0	0	0	0	3	0
Totals	.240	5	167	23	40	4	0	7	21	18	35	5

Pitchers:	W	L	ERA	G	GS	CG	SHO	SV	IP	H	R	ER	BB	SO
Petry	0	0	0.00	1	0	0	0	0	3.1	1	1	0	0	1
Hernandez	0	0	0.00	1	0	0	0	0	0.1	2	0	0	0	0
Robinson	0	0	0.00	1	0	0	0	0	0.1	1	0	0	0	0
Thurmond	0	0	0.00	1	0	0	0	0	0.1	0	0	0	0	0
King	0	0	1.69	2	0	0	0	0	5.1	3	1	1	2	4
Tanana	0	1	5.06	1	1	0	0	0	5.1	6	4	3	4	1
Morris	0	1	6.75	1	1	1	0	0	8.0	6	6	6	3	7
Terrell	0	0	9.00	1	1	0	0	0	6.0	7	6	6	4	4
Alexander	0	2	10.00	2	2	0	0	0	9.0	14	10	10	1	5
Henneman	1	0	10.80	1	0	0	0	0	5.0	6	6	6	6	3
Totals	1	4	6.70	12	5	1	0	0	43.0	46	34	32	20	25

TWINS:	AVG	G	AB	R	H	2B	3B	HR	RBI	BB	SO	SB
Larkin, ph	1.000	1	1	0	1	1	0	0	1	0	0	0
Butera, c	.667	1	3	0	2	0	0	0	0	0	0	0
Brunansky, rf	.412	5	17	5	7	4	0	2	9	4	3	0
Baylor, ph-dh	.400	2	5	0	2	0	0	0	1	0	0	0
Gladden, lf	.350	5	20	5	7	2	0	0	5	2	1	0
Gaetti, 3b	.300	5	20	5	6	1	0	2	5	1	3	0
Gagne, ss	.278	5	18	5	5	3	0	2	3	3	4	0
Lombardozzi, 2b-pr	.267	5	15	2	4	0	0	0	1	2	2	0
Bush, dh	.250	4	12	4	3	0	1	0	2	3	2	3
Puckett, cf	.208	5	24	3	5	1	0	1	3	0	5	1
Hrbek, 1b	.150	5	20	4	3	0	0	1	1	3	0	0
Laudner, c	.071	5	14	1	1	1	0	0	2	2	5	0
Newman, 2b	.000	1	2	0	0	0	0	0	0	0	0	0
Davidson, pr	.000	1	0	0	0	0	0	0	0	0	0	0
Totals	.269	5	171	34	46	13	1	8	33	20	25	4

Pitchers:	W	L	ERA	G	GS	CG	SHO	SV	IP	H	R	ER	BB	SO
Schatzeder	0	0	0.00	2	0	0	0	0	4.1	2	0	0	0	5
Attherton	0	0	0.00	1	0	0	0	0	0.1	1	0	0	0	0
Berenguer	0	0	1.50	4	0	0	0	1	6.0	1	1	1	3	6
Blyleven	2	0	4.05	2	2	0	0	0	13.1	12	6	6	3	9
Reardon	1	1	5.06	4	0	0	0	2	5.1	7	3	3	3	5
Viola	1	0	5.25	2	2	0	0	0	12.0	14	8	7	5	9
Straker	0	0	16.88	1	1	0	0	0	2.2	3	5	5	4	1
Totals	4	1	4.50	16	5	0	0	3	44.0	40	23	22	18	35



# 1987 ALCS (CONTINUED)

## GAME 1 Wednesday, October 7 at Minnesota

Detroit	0	0	1	0	0	1	1	2	0	—	5	10	0
Minnesota	0	1	0	0	3	0	0	4	x	—	8	10	0

WP — Reardon. LP — Alexander.  
Alexander, Henneman (8), Hernandez (8), King (8) and Heath.  
Viola, Reardon (8) and Laudner.  
HR — Gaetti 2, Heath, Gibson. T — 2:46. A — 53,269.

## GAME 2 Thursday, October 8 at Minnesota

Detroit	0	2	0	0	0	0	0	1	0	—	3	7	1
Minnesota	0	3	0	2	1	0	0	0	x	—	6	6	0

WP — Blyleven. LP — Morris. Save — Berenguer.  
Morris and Heath, Nokes (8).  
Blyleven, Berenguer (8) and Laudner.  
HR — Lemon, Hrbek, Whitaker. T — 2:54. A — 55,245.

## GAME 3 Saturday, October 10 at Detroit

Minnesota	0	0	0	2	0	2	2	0	0	—	6	8	1
Detroit	0	0	5	0	0	0	0	2	x	—	7	7	0

WP — Henneman. LP — Reardon.  
Straker, Schatzeder (3), Berenguer (7), Reardon (8) and Butera, Laudner (7).  
Terrell, Henneman (7) and Nokes.  
HR — Gagne, Brunansky, Sheridan. T — 3:29. A — 49,730.

## GAME 4 Sunday, October 11 at Detroit

Minnesota	0	0	1	1	1	1	0	1	0	—	5	7	1
Detroit	1	0	0	0	1	1	0	0	0	—	3	7	3

WP — Viola. LP — Tanana. Save — Reardon.  
Viola, Atherton (6), Berenguer (6), Reardon (9) and Laudner.  
Tanana, Petry (6), Thurmond (9) and Heath.  
HR — Puckett, Gagne. T — 3:24. A — 51,939.

## GAME 5 Monday, October 12 at Detroit

Minnesota	0	4	0	0	0	0	1	1	3	—	9	15	1
Detroit	0	0	0	3	0	0	0	1	1	—	5	9	1

WP — Blyleven. LP — Alexander. Save — Reardon.  
Blyleven, Schatzeder (7), Berenguer (8), Reardon (8) and Laudner.  
Alexander, King (2), Henneman (7), Robinson (9) and Nokes.  
HR — Nokes, Lemon, Brunansky. T — 3:14. A — 47,448.



## 1987 WORLD SERIES TWINS VS. ST. LOUIS CARDINALS

CARDINALS:	AVG	G	AB	R	H	2B	3B	HR	RBI	BB	SO	SB
Pendleton, dh-ph	.429	3	7	2	3	0	0	0	1	1	1	2
Pena, c-dh	.409	7	22	2	9	1	0	0	4	3	2	1
McGee, cf	.370	7	27	2	10	2	0	0	4	0	9	0
Lindeman, 1b-ph-rf	.333	6	15	3	5	1	0	0	2	0	3	0
Lake, c	.333	3	3	0	1	0	0	0	1	0	0	0
Ford, rf-ph	.308	5	13	1	4	0	0	0	2	1	1	0
Herr, 2b	.250	7	28	2	7	0	0	1	1	2	2	0
Quendo, rf-3b	.250	7	24	2	6	0	0	0	2	1	4	0
Pagnozzi, dh-ph	.250	2	4	0	1	0	0	0	0	0	0	0
Driessen, 1b	.231	4	13	3	3	2	0	0	1	1	1	0
Smith, ss	.214	7	28	3	6	0	0	0	2	2	3	2
Coleman, lf	.143	7	28	5	4	2	0	0	2	2	10	6
Lawless, 3b	.100	3	10	1	1	0	0	1	3	0	4	0
Cox, p	.000	3	2	0	0	0	0	0	0	0	1	0
Forsch, p	.000	3	2	0	0	0	0	0	0	0	0	0
Tudor, p	.000	2	2	0	0	0	0	0	0	0	2	0
Morris, rf	.000	1	2	0	0	0	0	0	0	0	0	0
Dayley, p	.000	4	1	0	0	0	0	0	0	0	1	0
Mathews, p	.000	1	1	0	0	0	0	0	0	0	0	0
Worrell, p	.000	4	0	0	0	0	0	0	0	0	0	0
Horton, p	.000	2	0	0	0	0	0	0	0	0	0	0
Magrane, p	.000	2	0	0	0	0	0	0	0	0	0	0
Tunnell, p	.000	2	0	0	0	0	0	0	0	0	0	0
Johnson, pr	.000	1	0	0	0	0	0	0	0	0	0	1
Totals	.259	7	232	26	60	8	0	2	25	13	44	12

### Pitchers:

	W	L	ERA	G	GS	CG	SHO	SV	IP	H	R	ER	BB	SO
Worrell	0	0	1.29	4	0	0	0	2	7.0	6	1	1	4	3
Dayley	0	0	1.93	4	0	0	0	1	4.2	2	1	1	0	3
Tunnell	0	0	2.08	2	0	0	0	0	4.1	4	2	1	2	1
Mathews	0	0	2.45	1	1	0	0	0	3.2	2	1	1	2	3
Tudor	1	1	5.73	2	2	0	0	0	11.0	15	7	7	3	8
Horton	0	0	6.00	2	0	0	0	0	3.0	5	2	2	0	1
Cox	1	2	7.71	3	2	0	0	0	11.2	13	10	10	8	9
Magrane	0	1	8.59	2	2	0	0	0	7.1	9	7	7	5	5
Forsch	1	0	9.95	3	0	0	0	0	6.1	8	7	7	5	3
Totals	3	4	5.64	23	7	0	0	3	59.0	64	38	37	29	36



# 1987 WORLD SERIES [CONTINUED]

TWINS:	AVG	G	AB	R	H	2B	3B	HR	RBI	BB	SO	SB		
Smalley, ph	.500	4	2	0	1	1	0	0	0	2	0	0		
Lombardozi, 2b	.412	6	17	3	7	1	0	1	4	2	2	0		
Baylor, dh-ph	.385	5	13	3	5	0	0	1	3	1	1	0		
Puckett, cf	.357	7	28	5	10	1	1	0	3	2	1	1		
Laudner, c	.318	7	22	4	7	1	0	1	4	5	4	0		
Gladden, lf	.290	7	31	3	9	2	1	1	7	3	4	2		
Gaetti, 3b	.259	7	27	4	7	2	1	1	4	2	5	2		
Hrbek, 1b	.208	7	24	4	5	0	0	1	6	5	3	0		
Gagne, ss	.200	7	30	5	6	1	0	1	3	1	6	0		
Brunansky, rf	.200	7	25	5	5	0	0	0	2	4	4	1		
Newman, pr-2b-ph	.200	4	5	0	1	0	0	0	0	1	1	0		
Bush, dh-ph	.167	4	6	1	1	1	0	0	2	0	1	0		
Larkin, 1b-ph	.000	5	3	1	0	0	0	0	0	1	0	0		
Straker, p	.000	2	2	0	0	0	0	0	0	0	2	0		
Viola, p	.000	3	1	0	0	0	0	0	0	0	1	0		
Blyleven, p	.000	2	1	0	0	0	0	0	0	0	1	0		
Davidson, rf-ph	.000	2	1	0	0	0	0	0	0	0	0	0		
Reardon, p	.000	4	0	0	0	0	0	0	0	0	0	0		
Berenguer, p	.000	3	0	0	0	0	0	0	0	0	0	0		
Schatzeder, p	.000	3	0	0	0	0	0	0	0	0	0	0		
Atherton, p	.000	2	0	0	0	0	0	0	0	0	0	0		
Butera, c	.000	1	0	0	0	0	0	0	0	0	0	0		
Frazier, p	.000	1	0	0	0	0	0	0	0	0	0	0		
Niekro, p	.000	1	0	0	0	0	0	0	0	0	0	0		
Totals	.269	7	238	38	64	10	3	7	38	29	36	6		
Pitchers:	W	L	ERA	G	GS	CG	SHO	SV	IP	H	R	ER	BB	SO
Reardon	0	0	0.00	4	0	0	0	1	4.2	5	0	0	0	3
Frazier	0	0	0.00	1	0	0	0	0	2.0	1	0	0	0	2
Niekro	0	0	0.00	1	0	0	0	0	2.0	1	0	0	1	1
Blyleven	1	1	2.77	2	2	0	0	0	13.0	13	5	4	2	12
Viola	2	1	3.72	3	3	0	0	0	19.1	17	8	8	3	16
Straker	0	0	4.00	2	2	0	0	0	9.0	9	4	4	3	6
Schatzeder	1	0	6.23	3	0	0	0	0	4.1	4	3	3	3	3
Atherton	0	0	6.75	2	0	0	0	0	1.1	0	1	1	1	0
Berenguer	0	1	10.38	3	0	0	0	0	4.1	10	5	5	0	1
Totals	4	3	3.75	21	7	0	0	1	60.0	60	26	25	13	44

## GAME 1 Saturday, October 17 at Minnesota

St. Louis	0	1	0	0	0	0	0	0	—	1	5	1
Minnesota	0	0	0	7	2	0	1	0	x	10	11	0
WP — Viola. LP — Magrane.												
Magrane, Forsch (4), Horton (7) and Pena, Lake (8).												
Viola, Atherton (9) and Laudner.												
HR — Gladden, Lombardozi. T — 2:39. A — 55.171.												

## GAME 2 Sunday, October 18 at Minnesota

St. Louis	0	0	0	0	1	0	1	2	0	—	4	9	0
Minnesota	0	1	0	6	0	1	0	0	0	x	8	10	0
WP — Blyleven. LP — Cox.													
Cox, Tunnell (4), Dayley (7), Worrell (8) and Pena.													
Blyleven, Berenguer (8), Reardon (9) and Laudner.													
HR — Gaetti, Laudner. T — 2:42. A — 55,257.													

## GAME 3 Tuesday, October 20 at St. Louis

Minnesota	0	0	0	0	0	1	0	0	0	—	1	5	1
St. Louis	0	0	0	0	0	0	3	0	x	—	3	9	1
WP —Tudor. LP —Berenguer. Save —Worrell.													
Straker, Berenguer (7), Schatzeder (7) and Laudner.													
Tudor, Worrell (8) and Pena.													
T — 2:45. A — 55.347.													

## GAME 4 Wednesday, October 21 at St. Louis

Minnesota	0	0	1	0	1	0	0	0	—	2	7	1
St. Louis	0	0	1	6	0	0	0	x	—	7	10	1
WP — Forsch. LP — Viola. Save — Dayley.												
Viola, Schatzeder (4), Niekro (5), Frazier (7) and Laudner, Butera (8).												
Mathews, Forsch (4), Dayley (7) and Pena.												
HR — Gagne, Lawless. T — 3:11. A — 55,347.												

## GAME 5 Thursday, October 22 at St. Louis

Minnesota	0	0	0	0	0	0	0	2	0	—	2	6	1
St. Louis	0	0	0	0	0	3	1	0	x	—	4	10	1
WP —Cox. LP —Blyleven. Save —Worrell.													
Blyleven, Atherton (7), Reardon (7) and Laudner.													
Cox, Dayley (8), Worrell (8) and Pena, Lake (9).													
T — 3:21. A — 55,347.													

## GAME 6 Saturday, October 24 at Minnesota

St. Louis	1	1	0	2	1	0	0	0	0	—	5	11	2
Minnesota	2	0	0	0	4	4	0	1	x	—	11	15	0
WP —Schatzeder. LP —Tudor.													
Tudor, Horton (5), Forsch (6), Dayley (6), Tunnell (7) and Pena.													
Straker, Schatzeder (4), Berenguer (6), Reardon (9) and Laudner.													
HR — Herr, Baylor, Hrbek. T — 3:22. A — 55,293.													

## GAME 7 Sunday, October 25 at Minnesota

St. Louis	0	2	0	0	0	0	0	0	—	2	6	1	
Minnesota	0	1	0	0	1	1	0	1	x	—	4	10	0
WP — Viola. LP — Cox. Save — Reardon.													
Magrane, Cox (5), Worrell (6) and Lake.													
Viola, Reardon (9) and Laudner.													
T — 3:04. A — 55.376.													

## DID YOU Know?

...that in 1991, the Twins became the first team in major league history to go from last place the previous season, to World Champions the next.





# 1991 AMERICAN LEAGUE CHAMPIONSHIP SERIES

TWINS VS. TORONTO BLUE JAYS

POSTSEASON

BLUE JAYS:	AVG	G	AB	R	H	2B	3B	HR	RBI	BB	SO	SB
Alomar, 2b	.474	5	19	3	9	0	0	0	4	2	3	2
White, cf	.364	5	22	5	8	1	0	0	0	2	3	3
Gruber, 3b	.286	5	21	1	6	1	0	0	4	0	4	1
Borders, c	.263	5	19	0	5	1	0	0	2	0	0	0
Carter, rf-dh	.263	5	19	3	5	2	0	1	4	1	5	0
Wilson, pr-1f	.250	3	8	1	2	0	0	0	0	1	3	1
Olerud, 1b	.158	5	19	1	3	0	0	0	3	3	1	0
Lee, ss	.125	5	16	3	2	0	0	0	0	1	5	0
Mulliniks, dh-ph	.125	5	8	1	1	0	0	0	0	3	0	0
Maldonado, lf-1f	.100	5	20	1	2	1	0	0	1	1	6	0
Ducey, pr-1f	.000	1	1	0	0	0	0	0	0	0	0	0
Tabler, ph-dh	.000	2	1	0	0	0	0	0	0	1	0	0
Gonzales, pr-ss	.000	2	0	0	0	0	0	0	0	0	0	0
<b>Totals</b>	<b>.249</b>	<b>5</b>	<b>173</b>	<b>19</b>	<b>43</b>	<b>6</b>	<b>0</b>	<b>1</b>	<b>18</b>	<b>15</b>	<b>30</b>	<b>7</b>

Pitchers:	W	L	ERA	G	GS	CG	SHO	SV	IP	H	R	ER	BB	SO
Henke	0	0	0.00	2	0	0	0	0	2.2	0	0	0	1	5
Acker	0	0	0.00	1	0	0	0	0	0.2	1	0	0	0	1
Wells	0	0	2.35	4	0	0	0	0	7.2	6	2	2	2	9
Key	0	0	3.00	1	1	0	0	0	6.0	5	2	2	1	1
Guzman	1	0	3.18	1	1	0	0	0	5.2	4	2	2	4	2
Timlin	0	1	3.18	4	0	0	0	0	5.2	5	4	2	2	5
Ward	0	1	6.23	2	0	0	0	1	4.1	4	3	3	1	6
Candioti	0	1	8.22	2	2	0	0	0	7.2	17	9	7	2	5
MacDonald	0	0	9.00	1	0	0	0	0	1.0	1	1	1	1	0
Stottlemire	0	1	9.82	1	1	0	0	0	3.2	7	4	4	1	3
<b>Totals</b>	<b>1</b>	<b>4</b>	<b>4.60</b>	<b>5</b>	<b>5</b>	<b>0</b>	<b>0</b>	<b>1</b>	<b>45.0</b>	<b>50</b>	<b>27</b>	<b>23</b>	<b>15</b>	<b>37</b>

TWINS:	AVG	G	AB	R	H	2B	3B	HR	RBI	BB	SO	SB
Puckett, cf	.429	5	21	4	9	1	0	2	6	1	4	0
Knoblauch, 2b	.350	5	20	5	7	2	0	0	3	3	3	2
Mack, rf	.333	5	18	4	6	1	1	0	3	2	4	2
Pagliarulo, 3b-ph	.333	5	15	4	5	1	0	1	3	0	2	0
Davis, dh	.294	5	17	3	5	2	0	0	2	5	8	1
Harper, c	.278	5	18	1	5	2	0	0	1	0	2	0
Gladden, lf	.261	5	23	4	6	0	0	0	3	1	3	3
Gagne, ss	.235	5	17	1	4	0	0	0	1	1	5	0
Hrbek, 1b	.143	5	21	0	3	0	0	0	3	1	3	0
Leius, 3b	.000	3	4	0	0	0	0	0	0	1	1	0
Larkin, ph	.000	3	3	0	0	0	0	0	0	0	1	0
Ortiz, c	.000	3	3	0	0	0	0	0	0	0	0	0
Sorrento, ph	.000	1	1	0	0	0	0	0	0	0	1	0
Newman, 3b-ss	.000	2	0	0	0	0	0	0	0	0	0	0
Brown, pr	.000	1	0	1	0	0	0	0	0	0	0	0
<b>Totals</b>	<b>.276</b>	<b>5</b>	<b>181</b>	<b>27</b>	<b>50</b>	<b>9</b>	<b>1</b>	<b>3</b>	<b>25</b>	<b>15</b>	<b>37</b>	<b>8</b>

Pitchers:	W	L	ERA	G	GS	CG	SHO	SV	IP	H	R	ER	BB	SO
West	1	0	0.00	2	0	0	0	0	5.2	1	0	0	4	4
Willis	0	0	0.00	3	0	0	0	0	5.1	2	0	0	0	3
Aguilera	0	0	0.00	3	0	0	0	3	3.1	1	0	0	0	3
Guthrie	1	0	0.00	2	0	0	0	0	2.2	0	0	0	0	0
Bedrosian	0	0	0.00	2	0	0	0	0	1.1	3	2	0	2	2
Morris	2	0	4.05	2	2	0	0	0	13.1	17	6	6	1	7
Erickson	0	0	4.50	1	1	0	0	0	4.0	3	2	2	5	2
Tapani	0	1	7.84	2	2	0	0	0	10.1	16	9	9	3	9
<b>Totals</b>	<b>4</b>	<b>1</b>	<b>3.33</b>	<b>5</b>	<b>5</b>	<b>0</b>	<b>0</b>	<b>3</b>	<b>46.0</b>	<b>43</b>	<b>19</b>	<b>17</b>	<b>15</b>	<b>30</b>

## DID YOU Know?

...that when Rick Aguilera pinch-hit for Mark Guthrie in Game 3 of the 1991 World Series, he became the first pitcher to be used in that role since Don Drysdale did so for the Dodgers in Game 2 of the 1965 Series vs. Minnesota.



# 1991 ALCS (CONTINUED)

## GAME 1 Tuesday, October 8 at Minnesota

Toronto	0	0	0	1	0	3	0	0	0	—	4	9	2
Minnesota	2	2	1	0	0	0	0	0	x	—	5	11	0

WP —Morris. LP —Candiotti. Save —Aguilera.  
Candiotti, Wells (3), Timlin (6) and Borders.  
Morris, Willis (6), Aguilera (8) and Harper, Ortiz (8).  
T — 3:17. A — 54,766.

## GAME 2 Wednesday, October 9 at Minnesota

Toronto	1	0	2	0	0	0	2	0	0	—	5	9	0
Minnesota	0	0	1	0	0	1	0	0	0	—	2	5	1

WP —Guzman. LP —Tapani. Save —Ward.  
Guzman, Henke (6), Ward (8) and Borders.  
Tapani, Bedrosian (7), Guthrie (7) and Harper.  
T — 3:02. A — 54,816.

## GAME 3 Friday, October 11 at Toronto

Minnesota	0	0	0	0	1	1	0	0	0	1	—	3	7	0
Toronto	2	0	0	0	0	0	0	0	0	0	—	2	5	1

WP —Guthrie. LP —Timlin. Save —Aguilera.  
Erickson, West (5), Willis (7), Guthrie (9), Aguilera (10) and Ortiz, Harper (10).  
Key, Wells (7), Henke (8), Timlin (10) and Borders.  
HR — Carter, Pagliarulo. T — 3:36. A — 51,454.

## GAME 4 Saturday, October 12 at Toronto

Minnesota	0	0	0	4	0	2	1	1	1	—	9	13	0
Toronto	0	1	0	0	0	1	0	0	1	—	3	11	2

WP —Morris. LP —Stottlemire.  
Morris, Bedrosian (9) and Harper.  
Stottlemire, Wells (4), Acker (6), Timlin (7), MacDonald (9) and Borders.  
HR — Puckett. T — 3:15. A — 51,526.

## GAME 5 Sunday, October 13 at Toronto

Minnesota	1	1	0	0	0	3	0	3	0	—	8	14	2
Toronto	0	0	3	2	0	0	0	0	0	—	5	9	1

WP —West. LP —Ward. Save —Aguilera.  
Tapani, West (5), Willis (8), Aguilera (9) and Harper, Ortiz (9).  
Candiotti, Timlin (6), Ward (6), Wells (8) and Borders.  
HR — Puckett. T — 3:29. A — 51,425.



# 1991 WORLD SERIES

## TWINS VS. ATLANTA BRAVES

BRVES:	AVG	G	AB	R	H	2B	3B	HR	RBI	BB	SO	SB		
Lemke, 2b	.417	6	24	4	10	1	3	0	4	2	4	0		
Belliard, ss	.375	7	16	0	6	1	0	0	4	1	2	0		
Pendleton, 3b	.367	7	30	6	11	3	0	2	3	3	1	0		
Gant, cf	.267	7	30	3	8	0	1	0	4	2	3	1		
Justice, rf	.259	7	27	5	7	0	0	2	6	5	5	2		
Treadway, 2b-ph	.250	3	4	1	1	0	0	0	0	1	2	0		
Smith, dh-lf	.231	7	26	5	6	0	0	3	3	3	4	1		
Olson, c	.222	7	27	3	6	2	0	0	1	5	4	1		
Hunter, lf-lb	.190	7	21	2	4	1	0	1	3	0	2	0		
Blauser, ss-ph	.167	5	6	0	1	0	0	0	0	1	1	0		
Bream, lb	.125	7	24	0	3	2	0	0	0	3	4	0		
Avery, p	.000	2	3	0	0	0	0	0	0	0	2	0		
Gregg, ph	.000	4	3	0	0	0	0	0	0	0	2	0		
Glavine, p	.000	2	2	0	0	0	0	0	0	0	0	0		
Mitchell, lf-pr	.000	3	2	0	0	0	0	0	0	0	1	0		
Smoltz, p	.000	2	2	0	0	0	0	0	0	0	1	0		
Cabrera, ph-c	.000	3	1	0	0	0	0	0	0	0	0	0		
Clancy, p	.000	3	1	0	0	0	0	0	0	0	1	0		
Leibrandt, p	.000	2	0	0	0	0	0	0	0	0	0	0		
Mercker, p	.000	2	0	0	0	0	0	0	0	0	0	0		
Pena, p	.000	3	0	0	0	0	0	0	0	0	0	0		
St. Claire, p	.000	1	0	0	0	0	0	0	0	0	0	0		
Stanton, p	.000	5	0	0	0	0	0	0	0	0	0	0		
Willard, ph	.000	1	0	0	0	0	0	0	1	0	0	0		
Wohlers, p	.000	3	0	0	0	0	0	0	0	0	0	0		
Totals	.253	7	249	29	63	10	4	8	29	26	39	5		
Pitchers:	W	L	ERA	G	GS	CG	SHO	SV	IP	H	R	ER	BB	SO
Stanton	1	0	0.00	5	0	0	0	0	7.1	5	0	0	2	7
Wohlers	0	0	0.00	3	0	0	0	0	1.2	2	0	0	2	1
Mercker	0	0	0.00	2	0	0	0	0	1.0	0	0	0	0	1
Smoltz	0	0	1.26	2	2	0	0	0	14.1	13	2	2	1	11
Glavine	1	1	2.70	2	2	1	0	0	13.1	8	6	4	7	8
Pena	0	1	3.38	3	0	0	0	0	5.1	6	2	2	3	7
Avery	0	0	3.46	2	2	0	0	0	13.0	10	6	5	1	8
Clancy	1	0	4.15	3	0	0	0	0	4.1	3	2	2	4	2
St. Claire	0	0	9.00	1	0	0	0	0	1.0	1	1	1	0	0
Leibrandt	0	2	11.25	2	1	0	0	0	4.0	8	5	5	1	3
Totals	3	4	2.89	7	7	1	0	0	65.1	56	24	21	21	48



# 1991 WORLD SERIES (CONTINUED)

TWINS:	AVG	G	AB	R	H	2B	3B	HR	RBI	BB	SO	SB
Larkin ph	.500	4	4	0	2	0	0	0	1	0	0	0
Newman ph-3b-2b-pr	.500	4	2	0	1	0	1	0	1	0	0	0
Harper c-ph	.381	7	21	2	8	2	0	0	1	2	2	0
Leius 3b-ph-ss	.357	7	14	2	5	0	0	1	2	1	2	0
Knoblauch 2b	.308	7	26	3	8	1	0	0	2	4	2	4
Pagliarulo ph-3b	.273	6	11	1	3	0	0	1	2	1	2	0
Puckett cf	.250	7	24	4	6	0	1	2	4	5	7	1
Bush ph-rf	.250	3	4	0	1	0	0	0	0	0	1	0
Gladden lf	.233	7	30	5	7	2	2	0	0	3	4	2
Davis dh-ph-rf	.222	6	18	4	4	0	0	2	4	2	3	0
Ortiz c	.200	3	5	0	1	0	0	0	1	0	1	0
Gagne ss	.167	7	24	1	4	1	0	1	3	0	7	0
Mack rf	.130	6	23	0	3	1	0	0	1	0	7	0
Hrbek 1b	.115	7	26	2	3	1	0	1	2	2	6	0
Brown pr-rf-cf	.000	3	2	0	0	0	0	0	0	0	0	0
Morris p	.000	3	2	0	0	0	0	0	0	0	1	0
Sorrento ph-1b	.000	3	2	0	0	0	0	0	0	1	2	0
Aguilera p-ph	.000	4	1	0	0	0	0	0	0	0	0	0
Erickson p	.000	2	1	0	0	0	0	0	0	0	1	0
Tapani p	.000	2	1	0	0	0	0	0	0	0	0	0
Bedrosian p	.000	3	0	0	0	0	0	0	0	0	0	0
Guthrie p	.000	4	0	0	0	0	0	0	0	0	0	0
Leach p	.000	2	0	0	0	0	0	0	0	0	0	0
West p	.000	2	0	0	0	0	0	0	0	0	0	0
Willis p	.000	4	0	0	0	0	0	0	0	0	0	0
<b>Totals</b>	<b>.232</b>	<b>7</b>	<b>241</b>	<b>24</b>	<b>56</b>	<b>8</b>	<b>4</b>	<b>8</b>	<b>24</b>	<b>21</b>	<b>48</b>	<b>7</b>

Pitchers:	W	L	ERA	G	GS	CG	SHO	SV	IP	H	R	ER	BB	SO
Morris	2	0	1.17	3	3	1	1	0	23.0	18	3	3	9	15
Aguilera	1	1	1.80	4	0	0	0	2	5.0	6	1	1	1	3
Guthrie	0	1	2.25	4	0	0	0	0	4.0	3	1	1	4	3
Leach	0	0	3.86	2	0	0	0	0	2.1	2	1	1	0	2
Tapani	1	1	4.50	2	2	0	0	0	12.0	13	6	6	2	7
Erickson	0	0	5.06	2	2	0	0	0	10.2	10	7	6	4	5
Willis	0	0	5.14	4	0	0	0	0	7.0	6	4	4	2	2
Bedrosian	0	0	5.40	3	0	0	0	0	3.1	3	2	2	0	2
West	0	0	INF	2	0	0	0	0	0.0	2	4	4	4	0
<b>Totals</b>	<b>4</b>	<b>3</b>	<b>3.74</b>	<b>7</b>	<b>7</b>	<b>1</b>	<b>1</b>	<b>2</b>	<b>67.1</b>	<b>63</b>	<b>29</b>	<b>28</b>	<b>26</b>	<b>39</b>

## GAME 1 Saturday, October 19 at Minnesota

Atlanta	0	0	0	0	1	0	1	0	—	2	6	1
Minnesota	0	0	1	0	3	1	0	0	x	5	9	1

WP — Morris. LP — Leibrandt. Save — Aguilera.  
Leibrandt, Clancy (5), Wohlers (7), Stanton (8) and Olson.  
Morris, Guthrie (8), Aguilera (8) and Harper.  
HR — Gagne, Hrbek. T — 3:00. A — 55,108.

## GAME 2 Sunday, October 20 at Minnesota

Atlanta	0	1	0	0	1	0	0	0	—	2	8	1
Minnesota	2	0	0	0	0	0	1	x	—	3	4	1

WP — Tapani. LP — Glavine. Save — Aguilera.  
Glavine and Olson.  
Tapani, Aguilera (9) and Harper.  
HR — Davis, Leius. T — 2:37. A — 55,145.

## GAME 3 Tuesday, October 22 at Atlanta

Minnesota	1	0	0	0	0	1	2	0	0	0	—	4	10	1
Atlanta	0	1	0	1	2	0	0	0	0	0	1	—	5	8

WP — Clancy. LP — Aguilera.  
Erickson, West (5), Leach (5), Bedrosian (6), Willis (8), Guthrie (10), Aguilera (12) and Ortiz, Harper (8).  
Avery, Pena (8), Stanton (10), Wohlers (12), Mercker (12), Clancy (12) and Olson.  
HR — Justice, Smith, Puckett, Davis. T — 4:04. A — 50,878.

## GAME 4 Wednesday, October 23 at Atlanta

Minnesota	0	1	0	0	0	0	1	0	0	—	2	7	0
Atlanta	0	0	1	0	0	0	1	0	1	—	3	8	0

WP — Stanton. LP — Guthrie.  
Morris, Willis (7), Guthrie (8), Bedrosian (9) and Harper.  
Smoltz, Wohlers (8), Stanton (8) and Olson.  
HR — Pendleton, Pagliarulo. T — 2:57. A — 50,878.

## GAME 5 Thursday, October 24 at Atlanta

Minnesota	0	0	0	0	0	3	0	1	1	—	5	7	1
Atlanta	0	0	0	4	1	0	6	3	x	—	14	17	1

WP — Glavine. LP — Tapani.  
Tapani, Leach (5), West (7), Bedrosian (7), Willis (8) and Harper, Ortiz (8).  
Glavine, Mercker (6), Clancy (7), St. Claire (9) and Olson, Cabrera (9).  
HR — Justice, Smith, Hunter. T — 2:59. A — 50,878.

## GAME 6 Saturday, October 26 at Minnesota

Atlanta	0	0	0	0	2	0	1	0	0	0	—	3	9	1
Minnesota	2	0	0	1	0	0	0	0	0	0	1	—	4	9

WP — Aguilera. LP — Leibrandt.  
Avery, Stanton (7), Pena (9), Leibrandt (11) and Olson.  
Erickson, Guthrie (7), Willis (7), Aguilera (10) and Ortiz, Harper (7).  
HR — Pendleton, Puckett. T — 3:36. A — 55,155.

## GAME 7 Sunday, October 27 at Minnesota

Atlanta	0	0	0	0	0	0	0	0	0	0	—	0	7	0
Minnesota	0	0	0	0	0	0	0	0	0	1	—	1	10	0

WP — Morris. LP — Pena.  
Smoltz, Stanton (8), Pena (9) and Olson.  
Morris and Harper.  
T — 3:23. A — 55,118.







# 2002 AMERICAN LEAGUE DIVISION SERIES

TWINS VS. OAKLAND ATHLETICS

ATHLETICS:	AVG	G	AB	R	H	2B	3B	HR	RBI	BB	SO	SB
Byrnes	.000	2	1	0	0	0	0	0	0	0	1	0
Chavez	.381	5	21	3	8	0	0	1	5	2	1	0
Durham	.333	5	21	7	7	3	0	2	2	2	4	1
Dye	.400	5	20	3	8	2	0	1	1	1	5	0
Ellis	.368	5	19	1	7	2	0	1	4	1	2	0
Hatberg	.500	5	14	5	7	2	0	1	3	3	0	0
Hernandez	.059	5	17	0	1	0	0	0	0	0	4	0
Justice	.238	5	21	2	5	1	1	0	4	0	4	0
Long	.167	5	18	1	3	0	0	1	1	1	2	0
Mabry	.000	2	2	0	0	0	0	0	0	0	1	0
Myers	.000	2	1	0	0	0	0	0	0	0	1	0
Platt	.333	3	3	0	1	1	0	0	0	0	1	0
Saenz	.000	1	0	0	0	0	0	0	0	1	0	0
Tejada	.143	5	21	3	3	1	0	1	4	1	7	0
Velarde	.600	4	5	1	3	1	0	1	0	0	1	0
<b>Totals</b>	<b>.288</b>	<b>5</b>	<b>184</b>	<b>26</b>	<b>53</b>	<b>13</b>	<b>1</b>	<b>8</b>	<b>25</b>	<b>12</b>	<b>34</b>	<b>1</b>

Pitchers:	W	L	ERA	G	GS	CG	SHO	SV	IP	H	R	ER	BB	SO
Bowie	0	0	0.00	1	0	0	0	0	1.1	0	0	0	0	3
Bradford	0	0	0.00	2	0	0	0	0	3.0	1	0	0	0	1
Hudson	0	1	6.23	2	2	0	0	0	8.2	13	11	6	4	8
Koch	0	0	9.00	3	0	0	0	1	3.0	5	3	3	2	3
Lidle	0	0	9.00	1	0	0	0	0	1.0	2	1	1	0	0
Lilly	0	1	13.50	2	0	0	0	0	4.0	10	6	6	1	3
Mecir	0	0	0.00	1	0	0	0	0	1.0	0	0	0	0	2
Mulder	1	1	2.08	2	2	0	0	0	13.0	14	3	3	3	12
Rincon	0	0	0.00	2	0	0	0	0	3.0	2	0	0	0	2
Zito	1	0	4.50	1	1	0	0	0	6.0	5	3	3	4	8
<b>Totals</b>	<b>2</b>	<b>3</b>	<b>4.09</b>	<b>5</b>	<b>5</b>	<b>0</b>	<b>0</b>	<b>1</b>	<b>44.0</b>	<b>52</b>	<b>27</b>	<b>22</b>	<b>14</b>	<b>42</b>

TWINS:	AVG	G	AB	R	H	2B	3B	HR	RBI	BB	SO	SB
Cuddyer	.385	5	13	1	5	1	0	0	1	3	3	0
Guzman	.286	5	21	5	6	2	0	1	2	2	4	2
Hocking	.500	3	6	0	3	1	0	0	1	0	1	0
Hunter	.300	5	20	4	6	4	0	0	2	1	4	0
Jones	.250	5	20	3	5	3	0	0	1	1	8	0
Kielty	.000	3	4	0	0	0	0	0	0	0	1	0
Koskie	.143	5	21	3	3	0	1	1	5	2	6	0
LeCroy	.444	3	9	1	4	0	0	0	1	0	3	0
Mientkiewicz	.250	5	20	3	5	0	0	2	4	1	1	0
Mohr	1.000	4	2	1	2	1	0	0	0	1	0	0
Ortiz	.231	4	13	0	3	2	0	0	2	0	5	0
Pierzynski	.438	5	16	4	7	0	1	1	4	2	2	0
Prince	.000	1	2	0	0	0	0	0	0	0	2	0
Rivas	.250	4	12	2	3	1	0	0	0	1	2	0
<b>Totals</b>	<b>.291</b>	<b>5</b>	<b>179</b>	<b>27</b>	<b>52</b>	<b>15</b>	<b>2</b>	<b>5</b>	<b>23</b>	<b>14</b>	<b>42</b>	<b>2</b>

Pitchers:	W	L	ERA	G	GS	CG	SHO	SV	IP	H	R	ER	BB	SO
Fiore	0	0	20.25	1	0	0	0	0	1.1	4	3	3	2	0
Guardado	0	0	13.50	2	0	0	0	1	2.0	5	3	3	1	1
Hawkins	0	0	0.00	3	0	0	0	0	2.1	0	0	0	0	5
Jackson	0	0	0.00	1	0	0	0	0	0.2	1	0	0	0	0
Lohse	0	0	0.00	2	0	0	0	0	4.0	2	0	0	0	5
Mays	0	1	14.73	1	1	0	0	0	3.2	9	6	6	2	1
Milton	1	0	2.57	1	1	0	0	0	7.0	6	2	2	1	3
Radke	2	0	1.54	2	2	0	0	0	11.2	14	6	2	1	7
Reed	0	1	7.20	1	1	0	0	0	5.0	6	4	4	2	8
Romero	0	0	0.00	3	0	0	0	0	3.1	3	0	0	1	2
Santana	0	0	6.00	2	0	0	0	0	3.0	3	2	2	2	2
<b>Totals</b>	<b>3</b>	<b>2</b>	<b>4.50</b>	<b>5</b>	<b>5</b>	<b>0</b>	<b>0</b>	<b>1</b>	<b>44.0</b>	<b>53</b>	<b>26</b>	<b>22</b>	<b>12</b>	<b>34</b>

## DID YOU Know?

...that the last time the Twins/Senators won a World Series road game was on October 7, 1925. Starting pitcher Walter Johnson allowed one run on five hits in 9.0 innings pitched to go along with 10 strikeouts in Game 1 vs. Pittsburgh. Since that game, the Twins/Senators have 14 straight road losses (three straight losses in '25, two straight in '33, three straight in '65, three straight in '87 and three more in '91).



# 2002 DIVISION SERIES (CONTINUED)

## GAME 1 Tuesday, October 1 at Oakland

Minnesota	0	1	2	0	0	3	1	0	0	—	7	13	3
Oakland	3	2	0	0	0	0	0	0	0	—	5	12	0
WP—Radke. LP—Lilly. Save—Guardado.													
Radke, Santana (6), Romero (7), Guardado (9) and Pierzynski.													
Hudson, Lilly (6), Lidle (7), Rincon (8), Mecir (9) and Hernandez.													
HR—Koskie, Mientkiewicz. T—3.44. A—34,853.													

## GAME 2 Wednesday, October 2 at Oakland

Minnesota	0	0	0	0	0	1	0	0	0	—	1	7	0
Oakland	3	0	0	5	1	0	0	0	x	—	9	14	0
WP—Mulder. LP—Mays.													
Mays, Fiore (4), Lohse (6), Hawkins (9) and Pierzynski, Prince (6).													
Mulder, Bradford (7), Koch (9) and Hernandez.													
HR—Chavez, Guzman. T—3:04. A—31,953.													

## GAME 3 Friday, October 4 at Minnesota

Oakland	2	0	0	1	0	1	2	0	0	—	6	9	1
Minnesota	0	0	0	1	2	0	0	0	0	—	3	8	0
WP—Zito. LP—Reed. Save—Koch.													
Zito, Rincon (7), Koch (9) and Hernandez.													
Reed, Santana (6), Jackson (7), Romero (8), Hawkins (9) and Pierzynski.													
HR—Durham, Hatteberg, Long, Dye. T—3.26. A—55,932.													

## GAME 4 Saturday, October 5 at Minnesota

Oakland	0	0	2	0	0	0	0	0	0	—	2	7	2
Minnesota	0	0	2	7	0	0	2	0	x	—	11	12	2
WP—Milton. LP—Hudson.													
Hudson, Lilly (4), Bowie (7) and Hernandez, Myers (8).													
Milton, Lohse (8) and Pierzynski.													
HR—Tejada, Mientkiewicz. T—3.20. A—55,960.													

## GAME 5 Sunday, October 6 at Oakland

Minnesota	0	1	1	0	0	0	0	0	3	—	5	12	0
Oakland	0	0	1	0	0	0	0	3	—	—	4	11	0
WP—Radke. LP—Mulder.													
Radke, Romero (5), Hawkins (8), Guardado (9) and Pierzynski.													
Mulder, Bradford (6), Koch (6) and Hernandez, Myers (9).													
HR—Durham, Ellis, Pierzynski. T—3.23. A—32,146.													



## 2002 AMERICAN LEAGUE CHAMPIONSHIP SERIES

TWINS VS. ANAHEIM ANGELS

ANGELS:	AVG	G	AB	R	H	2B	3B	HR	RBI	BB	SO	SB		
Anderson	.250	5	20	3	5	1	0	1	3	1	0	0		
Eckstein	.286	5	21	1	6	0	0	0	2	0	2	0		
Erstad	.364	5	22	4	8	0	0	1	2	0	3	1		
Figgins	1.000	3	1	2	1	0	0	0	0	0	0	1		
Fullmer	.333	4	12	2	4	2	0	1	4	0	2	0		
Gil	.000	1	2	0	0	0	0	0	0	0	1	0		
Glaus	.316	5	19	4	6	0	1	1	2	2	5	0		
Kennedy	.357	4	14	5	5	0	0	3	5	0	2	1		
B. Molina	.214	5	14	0	3	0	1	0	2	1	2	0		
J. Molina	.000	3	1	0	0	0	0	0	0	0	0	0		
Ochoa	.000	4	4	2	0	0	0	0	0	0	3	0		
Palmeiro	.000	2	2	0	0	0	0	0	0	0	1	0		
Salmon	.214	5	14	0	3	0	0	0	0	3	1	0		
Spiezo	.353	5	17	5	6	2	0	1	5	2	1	1		
Wooten	.250	3	8	1	2	0	0	0	1	0	3	0		
Totals	.287	5	171	29	49	5	2	8	26	9	26	3		
Pitchers:	W	L	ERA	G	GS	CG	SHO	SV	IP	H	R	ER	BB	SO
Appier	0	1	3.48	2	2	0	0	0	10.1	10	4	4	4	3
Donnelly	0	0	8.10	3	0	0	0	0	3.1	3	3	3	0	5
Lackey	1	0	0.00	1	1	0	0	0	7.0	3	0	0	0	7
Ortiz	1	0	5.06	1	1	0	0	0	5.1	10	3	3	1	3
Percival	0	0	0.00	3	0	0	0	2	3.1	0	0	0	0	3
Rodriguez	2	0	0.00	4	0	0	0	0	4.1	2	0	0	2	7
Schoeneweis	0	0	0.00	1	0	0	0	0	0.2	0	0	0	0	0
Washburn	0	0	1.29	1	1	0	0	0	7.0	6	1	1	0	7
Weber	0	0	3.38	3	0	0	0	0	2.2	3	1	1	0	3
Totals	4	1	2.45	5	5	0	0	2	44.0	37	12	12	7	38



# 2002 ALCS [CONTINUED]

TWINS:	AVG	G	AB	R	H	2B	3B	HR	RBI	BB	SO	SB		
Cuddyer	.200	3	5	0	1	0	0	0	0	1	1	0		
Guzman	.167	5	18	1	3	1	0	0	0	0	3	0		
Hunter	.167	5	18	2	3	2	0	0	0	1	3	0		
Jones	.100	5	20	0	2	1	0	0	2	0	4	0		
Kielty	.000	4	3	0	0	0	0	0	1	1	2	0		
Koskie	.278	5	18	3	5	2	0	0	2	2	8	0		
Lamb	.000	2	0	0	0	0	0	0	0	0	0	0		
LeCroy	.333	1	3	0	1	0	0	0	0	0	1	0		
Mientkiewicz	.278	5	18	1	5	1	0	0	2	1	2	0		
Mohr	.417	5	12	3	5	1	0	0	0	0	4	1		
Ortiz	.313	5	16	0	5	1	0	0	2	0	5	0		
Pierzynski	.250	5	16	1	4	0	0	0	2	0	2	0		
Prince	.000	1	1	0	0	0	0	0	0	0	0	0		
Rivas	.250	5	12	1	3	0	0	0	0	1	3	0		
Totals	.231	5	160	12	37	9	0	0	11	7	38	1		
Pitchers:	W	L	ERA	G	GS	CG	SHO	SV	IP	H	R	ER	BB	SO
Guardado	0	0	0.00	1	0	0	0	1	1.0	0	0	0	1	2
Hawkins	0	0	20.25	4	0	0	0	0	1.1	4	3	3	1	1
Jackson	0	0	27.00	3	0	0	0	0	1.0	5	3	3	2	2
Lohse	0	0	0.00	1	0	0	0	0	1.0	0	0	0	0	1
Mays	1	0	2.03	2	2	0	0	0	13.1	12	4	3	0	3
Milton	0	0	1.50	1	1	0	0	0	6.0	5	1	1	2	4
Radke	0	1	2.70	1	1	0	0	0	6.2	5	2	2	1	4
Reed	0	1	10.13	1	1	0	0	0	5.1	8	6	6	0	0
Romero	0	1	22.50	4	0	0	0	0	2.0	4	5	5	2	3
Santana	0	1	10.80	4	0	0	0	0	3.1	4	4	4	0	4
Wells	0	0	9.00	2	0	0	0	0	1.0	2	1	1	0	2
Totals	1	4	6.00	5	5	0	0	1	42.0	49	29	28	9	26

## GAME 1 Tuesday, October 8 at Minnesota

Anaheim	0	0	1	0	0	0	0	0	—	1	4	0
Minnesota	0	1	0	0	0	0	0	x	—	2	5	1

WP—Mays. LP—Appier. Save—Guardado.

Appier, Donnelly (6), Schoenweis (7), Weber (8) and B. Molina, J. Molina (8).

Mays, Guardado (9) and Pierzynski.

T—2:58. A—55,562.

## GAME 2 Wednesday, October 9 at Minnesota

Anaheim	1	3	0	0	0	2	0	0	0	—	6	10	0
Minnesota	0	0	0	0	0	3	0	0	0	—	3	11	1

WP—Ortiz. LP—Reed. Save—Percival.

Ortiz, Donnelly (6), Rodriguez (7), Percival (8) and B. Molina.

Reed, Santana (6), Romero (7), Hawkins (7), Jackson (9) and Pierzynski.

HR—Erstad, Fullmer. T—3:13. A—55,990.

## GAME 3 Friday, October 11 at Anaheim

Minnesota	0	0	0	0	0	0	1	0	0	—	1	6	0
Anaheim	0	1	0	0	0	0	0	1	x	—	2	7	0

WP—Rodriguez. LP—Romero. Save—Percival.

Milton, Hawkins (7), Santana (7), Jackson (7), Romero (7) and Pierzynski.

Washburn, Rodriguez (8), Percival (9) and B. Molina, J. Molina (8).

HR—Anderson, Glaus. T—3:13. A—44,234.

## GAME 4 Saturday, October 12 at Anaheim

Minnesota	0	0	0	0	0	0	0	0	1	—	1	6	2
Anaheim	0	0	0	0	0	0	2	5	x	—	7	10	0

WP—Lackey. LP—Radke.

Radke, Santana (7), Hawkins (8), Romero (8), Jackson (8), Wells (8) and

Pierzynski.

Lackey, Rodriguez (8), Weber (9) and B. Molina.

T—2:49. A—44,830.

## GAME 5 Sunday, October 13 at Anaheim

Minnesota	1	1	0	0	0	0	3	0	0	—	5	9	0
Anaheim	0	0	1	0	2	0	10	0	x	—	13	18	0

WP—Rodriguez. LP—Santana.

Mays, Santana (6), Hawkins (7), Romero (7), Wells (7), Lohse (8) and

Pierzynski, Prince (8).

Appier, Donnelly (6), Rodriguez (7), Weber (8), Percival (9) and B. Molina, J.

Molina (8).

HR—Kennedy (3), Spiezo. T—3:30. A—44,835.







# 2003 AMERICAN LEAGUE DIVISION SERIES

TWINS VS. NEW YORK YANKEES

YANKEES:	AVG	G	AB	R	H	2B	3B	HR	RBI	BB	SO	SB
Boone	.200	4	15	1	3	1	0	0	0	0	3	1
Dellucci	.000	1	0	0	0	0	0	0	0	0	0	0
Giambi	.250	4	16	1	4	2	0	0	2	2	5	0
Jeter	.429	4	14	2	6	0	0	1	1	4	2	1
Johnson	.077	4	13	2	1	1	0	0	2	3	2	0
Matsui	.267	4	15	2	4	1	0	1	3	2	3	0
Posada	.176	4	17	1	3	1	0	0	0	0	6	0
Rivera	.333	4	12	2	4	0	0	0	0	1	0	0
Sierra	.000	1	2	0	0	0	0	0	0	0	0	0
Soriano	.368	4	19	2	7	1	0	0	4	0	6	2
Williams	.400	4	15	3	6	2	0	0	3	2	2	0
<b>Totals</b>	<b>.275</b>	<b>4</b>	<b>138</b>	<b>16</b>	<b>38</b>	<b>9</b>	<b>0</b>	<b>2</b>	<b>15</b>	<b>14</b>	<b>29</b>	<b>4</b>

Pitchers:	W	L	ERA	G	GS	CG	SHO	SV	IP	H	R	ER	BB	SO
Clemens	1	0	1.29	1	1	0	0	0	7.0	5	1	1	1	6
Heredia	0	0	0.00	1	0	0	0	0	2.0	1	0	0	1	1
Mussina	0	1	3.86	1	0	0	0	0	7.0	7	3	3	3	6
Nelson	0	0	0.00	1	0	0	0	0	0.0	0	0	0	1	0
Pettitte	1	0	1.29	1	1	0	0	0	7.0	4	1	1	3	10
Rivera	0	0	0.00	2	0	0	0	2	4.0	0	0	0	0	4
Wells	1	0	1.17	1	1	0	0	0	7.2	8	1	1	1	5
White	0	0	0.00	1	0	0	0	0	1.1	1	0	0	0	1
<b>Totals</b>	<b>3</b>	<b>1</b>	<b>1.50</b>	<b>4</b>	<b>4</b>	<b>0</b>	<b>0</b>	<b>2</b>	<b>36.0</b>	<b>26</b>	<b>6</b>	<b>6</b>	<b>9</b>	<b>33</b>

TWINS:	AVG	G	AB	R	H	2B	3B	HR	RBI	BB	SO	SB
Cuddyer	.250	1	4	0	1	0	0	0	1	0	3	0
Ford	.000	1	1	0	0	0	0	0	0	0	1	0
Gomez	.000	1	0	0	0	0	0	0	0	0	0	0
Guzman	.154	4	13	1	2	0	0	0	0	1	2	0
Hocking	.000	1	0	0	0	0	0	0	0	0	0	0
Hunter	.429	4	14	3	6	0	1	1	2	2	2	0
Jones	.125	4	16	0	2	0	0	0	0	0	5	0
Koskie	.200	4	15	0	3	1	0	0	0	0	5	0
LeCroy	.091	3	11	1	1	0	0	0	0	1	4	0
Mientkiewicz	.133	4	15	0	2	0	0	0	0	1	2	0
Pierzynski	.231	4	13	1	3	0	0	1	1	2	0	0
Rivas	.000	4	13	0	0	0	0	0	1	0	4	0
Ryan	.000	1	1	0	0	0	0	0	0	0	1	0
Stewart	.400	4	15	0	6	2	0	0	0	2	4	1
<b>Totals</b>	<b>.198</b>	<b>4</b>	<b>131</b>	<b>6</b>	<b>26</b>	<b>3</b>	<b>1</b>	<b>2</b>	<b>5</b>	<b>9</b>	<b>33</b>	<b>1</b>

Pitchers:	W	L	ERA	G	GS	CG	SHO	SV	IP	H	R	ER	BB	SO
Guardado	0	0	9.00	2	0	0	0	1	2.0	5	2	2	0	2
Hawkins	1	0	6.00	3	0	0	0	0	3.0	5	3	2	0	5
Lohse	0	1	5.40	1	1	0	0	0	5.0	6	3	3	2	5
Milton	0	0	0.00	1	0	0	0	0	3.1	2	0	0	0	2
Radke	0	1	2.84	1	1	0	0	0	6.1	5	2	2	2	4
Reed	0	0	0.00	1	0	0	0	0	0.2	1	0	0	0	0
Rincon	0	0	0.00	3	0	0	0	0	2.1	1	0	0	4	1
Rogers	0	0	0.00	1	0	0	0	0	1.1	1	0	0	1	3
Romero	0	0	0.00	3	0	0	0	0	3.1	3	0	0	2	1
Santana	0	1	7.04	2	2	0	0	0	7.2	9	6	6	3	6
<b>Totals</b>	<b>1</b>	<b>3</b>	<b>3.86</b>	<b>4</b>	<b>4</b>	<b>0</b>	<b>0</b>	<b>1</b>	<b>35.0</b>	<b>38</b>	<b>16</b>	<b>15</b>	<b>14</b>	<b>29</b>

## GAME 1 Tuesday, September 30 at New York

Minnesota	0	0	1	0	0	2	0	0	0	—	3	8	0
New York	0	0	0	0	0	0	0	1	—	1	9	1	

WP —Hawkins. LP —Mussina. Save —Guardado.  
Santana, Reed (5), Romero (5), Hawkins (7), Guardado (9) and Pierzynski.  
Mussina, Nelson (8), Heredia (8) and Posada.  
T —3:18 A —56,292

## GAME 2 Thursday, October 2 at New York

Minnesota	0	0	0	0	1	0	0	0	0	—	1	4	1
New York	1	0	0	0	0	0	3	0	x	—	4	8	1

WP—Pettitte. LP—Radke. Save—Rivera.  
Radke, Hawkins (7), Romero (7), Rincon (8) and Pierzynski.  
Pettitte, Rivera (8) and Posada.  
HR—Hunter. T—3:07. A—56,479.

## GAME 3 Saturday, October 4 at Minnesota

New York	0	2	1	0	0	0	0	0	0	—	3	8	1
Minnesota	0	0	1	0	0	0	0	0	0	—	1	5	0

WP—Clemens. LP—Lohse. Save—Rivera.  
Clemens, Rivera (8) and Posada.  
Lohse, Rogers (6), Romero (7), Rincon (8) and Pierzynski.  
HR—Matsui, Pierzynski. T—3:02. A—55,915.

## GAME 4 Sunday, October 5 at Minnesota

New York	0	0	0	6	0	0	0	1	1	—	8	13	0
Minnesota	0	0	0	1	0	0	0	0	0	—	1	9	1

WP—Wells. LP—Santana.  
Wells, White (8) and Posada.  
Santana, Rincon (4), Milton (4), Hawkins (8), Guardado (9) and Pierzynski.  
HR—Jeter. T—2:49. A—55,875.





# 2004 AMERICAN LEAGUE DIVISION SERIES

TWINS VS. NEW YORK YANKEES

YANKEES:	AVG	G	AB	R	H	2B	3B	HR	RBI	BB	SO	SB
Cairo	.214	4	14	3	3	1	0	0	1	2	5	0
Clark	.000	1	1	0	0	0	0	0	0	0	1	0
Crosby	.000	2	0	0	0	0	0	0	0	0	0	0
Jeter	.316	4	19	3	6	1	0	1	4	1	4	1
Lofton	.250	1	4	0	1	0	0	0	1	0	1	0
Matsui	.412	4	17	3	7	1	0	1	3	3	4	0
Olerud	.214	4	14	2	3	2	0	0	0	1	2	0
Posada	.222	4	18	2	4	0	0	0	0	0	6	0
Rodriguez	.421	4	19	3	8	3	0	1	3	2	1	2
Sheffield	.222	4	18	2	4	1	0	1	2	3	1	0
Sierra	.167	3	12	1	2	0	0	1	3	2	3	1
Williams	.278	4	18	2	5	1	0	1	3	1	2	0
<b>Totals</b>	<b>.279</b>	<b>4</b>	<b>154</b>	<b>21</b>	<b>43</b>	<b>10</b>	<b>0</b>	<b>6</b>	<b>20</b>	<b>15</b>	<b>30</b>	<b>4</b>

Pitchers:	W	L	ERA	G	GS	CG	SHO	SV	IP	H	R	ER	BB	SO
Brown	1	0	1.50	1	1	0	0	0	6.0	8	1	1	0	1
Gordon	0	0	4.91	3	0	0	0	0	3.2	2	2	2	0	3
Heredia	0	0	54.00	1	0	0	0	0	0.1	0	2	2	0	0
Lieber	0	0	4.05	1	1	0	0	0	6.2	7	3	3	1	4
Loaiza	0	0	0.00	1	0	0	0	0	2.0	4	0	0	0	0
Mussina	1	0	2.57	1	1	0	0	0	7.0	7	2	2	1	7
Quantrill	1	0	0.00	2	0	0	0	0	2.0	2	0	0	0	1
Rivera	1	0	0.00	4	0	0	0	0	5.2	2	0	0	0	2
Sturtz	0	0	6.75	2	0	0	0	0	2.2	4	2	2	3	4
Vazquez	0	0	9.00	1	1	0	0	0	5.0	7	5	5	2	6
<b>Totals</b>	<b>3</b>	<b>1</b>	<b>3.73</b>	<b>4</b>	<b>4</b>	<b>0</b>	<b>0</b>	<b>0</b>	<b>41.0</b>	<b>43</b>	<b>17</b>	<b>17</b>	<b>7</b>	<b>28</b>

TWINS:	AVG	G	AB	R	H	2B	3B	HR	RBI	BB	SO	SB
Blanco	.250	4	8	1	2	0	0	1	2	0	2	0
Borders	.000	2	2	0	0	0	0	0	0	0	1	0
Cuddyer	.467	4	15	1	7	0	0	0	2	0	3	0
Ford	.273	3	11	1	3	1	0	0	2	0	2	1
Guzman	.333	4	15	2	5	0	0	0	0	2	3	1
Hunter	.353	4	17	5	6	1	0	1	2	1	1	2
Jones	.300	4	20	3	6	1	0	2	2	0	6	0
Koskie	.308	4	13	2	4	1	0	0	2	3	2	0
Kubel	.143	2	7	0	1	1	0	0	0	0	2	0
LeCroy	.333	3	3	0	1	0	0	0	0	1	1	0
Morneau	.235	4	17	1	4	2	0	0	2	0	3	0
Offerman	.000	3	3	0	0	0	0	0	1	0	0	0
Rivas	.000	3	1	0	0	0	0	0	0	0	0	0
Stewart	.200	4	20	1	4	0	0	0	2	0	2	0
<b>Totals</b>	<b>.283</b>	<b>4</b>	<b>152</b>	<b>17</b>	<b>43</b>	<b>7</b>	<b>0</b>	<b>4</b>	<b>17</b>	<b>7</b>	<b>28</b>	<b>4</b>

Pitchers:	W	L	ERA	G	GS	CG	SHO	SV	IP	H	R	ER	BB	SO
Balfour	0	0	0.00	2	0	0	0	0	2.2	0	0	0	0	2
Crain	0	0	0.00	1	0	0	0	0	0.1	1	0	0	0	0
Lohse	0	1	4.50	1	0	0	0	0	2.0	1	1	1	0	3
Mulholland	0	0	3.00	1	0	0	0	0	3.0	3	1	1	0	0
Nathan	0	1	3.60	3	0	0	0	1	5.0	2	2	2	5	6
Radke	0	0	7.11	1	1	0	0	0	6.1	8	5	5	3	0
Rincon	0	0	10.80	3	0	0	0	0	3.1	4	4	4	2	5
Romero	0	0	9.00	2	0	0	0	0	1.0	0	1	1	1	1
Santana	1	0	0.75	2	2	0	0	0	12.0	14	1	1	4	12
Silva	0	1	10.80	1	1	0	0	0	5.0	10	6	6	0	1
<b>Totals</b>	<b>1</b>	<b>3</b>	<b>4.65</b>	<b>4</b>	<b>4</b>	<b>0</b>	<b>1</b>	<b>1</b>	<b>40.2</b>	<b>43</b>	<b>21</b>	<b>21</b>	<b>15</b>	<b>30</b>

## GAME 1 Tuesday, October 5 at New York

Minnesota	0	0	1	0	0	0	—	2	7	0
New York	0	0	0	0	0	0	—	0	9	0

WP—Santana. LP—Mussina. Save—Nathan.

Santana, Rincon (8), Nathan (9) and Blanco.

Mussina, Gordon (8), Rivera (9) and Posada.

HR—Jones. T—2:53. A—55,749.

## GAME 2 Wednesday, October 6 at New York

Minnesota	1	2	0	0	0	2	0	0	1	—	6	12	0
New York	1	0	2	0	1	0	0	0	2	—	7	9	0

WP—Quantrill. LP—Nathan.

Radke, Balfour (7), Rincon (8), Nathan (10), Romero (12) and Blanco, Borders (7).

Lieber, Gordon (7), Rivera (8), Sturtz (10), Quantrill (12) and Posada.

HR—Jeter, Sheffield, Rodriguez, Hunter. T—4:19. A—56,354.

## GAME 3 Friday, October 8 at Minnesota

New York	0	3	0	0	0	0	0	—	8	14	1
Minnesota	1	0	0	0	0	0	0	—	4	12	1

WP—Brown. LP—Silva.

Brown, Quantrill (7), Heredia (8), Sturtz (9), Rivera (9) and Posada.

Silva, Romero (6), Crain (6), Mulholland (7) and Blanco, LeCroy (8).

HR—Jones, Williams, Matsui. T—3:02. A—54,803.

## GAME 4 Saturday, October 9 at Minnesota

New York	0	0	1	0	0	0	4	0	0	1	—	6	11	0
Minnesota	1	0	0	1	3	0	0	0	0	0	—	5	12	1

WP—Rivera. LP—Lohse.

Vazquez, Loaiza (6), Gordon (8), Rivera (10) and Posada.

Santana, Balfour (4), Rincon (4), Nathan (8), Lohse (9) and Blanco, Borders (9).

HR—Blanco, Sierra. T—4:16. A—52,498.





# 2006 AMERICAN LEAGUE DIVISION SERIES

TWINS VS. OAKLAND ATHLETICS

ATHLETICS:	AVG	G	AB	R	H	2B	3B	HR	RBI	BB	SO	SB
Bocachica	.000	0	0	0	0	0	0	0	0	0	0	0
Bradley	.077	3	13	1	1	0	0	1	2	0	1	0
Chavez	.200	3	10	2	2	1	0	1	1	2	4	0
Ellis	.286	2	7	0	2	0	0	0	0	0	2	0
Jimenez	.000	2	4	0	0	0	0	0	0	0	1	0
Johnson	.000	0	0	0	0	0	0	0	0	0	0	0
Kendall	.214	3	14	1	3	1	0	0	1	0	4	0
Kielty	.000	0	0	0	0	0	0	0	0	0	0	0
Kotsay	.143	3	14	2	2	0	0	1	2	0	2	0
Melhuse	.000	0	0	0	0	0	0	0	0	0	0	0
Payton	.333	3	12	3	4	0	0	0	0	0	1	0
Scutaro	.333	3	12	1	4	4	0	0	6	0	1	0
Swisher	.300	3	10	3	3	2	0	0	1	2	2	0
Thomas	.500	3	10	3	5	1	0	2	2	2	1	0
<b>Totals</b>	<b>.245</b>	<b>3</b>	<b>106</b>	<b>16</b>	<b>26</b>	<b>9</b>	<b>0</b>	<b>5</b>	<b>15</b>	<b>6</b>	<b>19</b>	<b>0</b>

Pitchers:	W	L	ERA	G	GS	CG	SHO	SV	IP	H	R	ER	BB	SO
Blanton	0	0	0.00	0	0	0	0	0	0.0	0	0	0	0	0
Calero	1	0	0.00	1	0	0	0	0	1.0	0	0	0	1	1
Duchscherer	0	0	2.25	2	0	0	0	0	4.0	1	1	1	0	4
Gaudin	0	0	0.00	0	0	0	0	0	0.0	0	0	0	0	0
Harden	0	0	0.00	0	0	0	0	0	0.0	0	0	0	0	0
Haren	1	0	3.00	1	1	0	0	0	6.0	9	2	2	1	2
Kennedy	0	0	0.00	0	0	0	0	0	0.0	0	0	0	0	0
Loaiza	0	0	3.60	1	1	0	0	0	5.0	8	2	2	0	2
Saarloos	0	0	0.00	0	0	0	0	0	0.0	0	0	0	0	0
Street	0	0	3.00	3	0	0	0	2	3.0	4	1	1	1	1
Zito	1	0	1.13	1	1	0	0	0	8.0	4	1	1	3	1
<b>Totals</b>	<b>3</b>	<b>0</b>	<b>2.33</b>	<b>3</b>	<b>3</b>	<b>0</b>	<b>0</b>	<b>2</b>	<b>27.0</b>	<b>26</b>	<b>7</b>	<b>7</b>	<b>6</b>	<b>11</b>

TWINS:	AVG	G	AB	R	H	2B	3B	HR	RBI	BB	SO	SB
Bartlett	.273	3	11	0	3	1	0	0	0	0	2	0
Castillo	.273	3	11	0	3	0	0	0	0	3	3	0
Cuddyer	.250	3	12	2	3	0	1	1	1	0	2	0
Ford	.000	1	0	0	0	0	0	0	0	0	0	0
Hunter	.273	3	11	1	3	1	0	1	2	0	1	0
Kubel	.000	0	0	0	0	0	0	0	0	0	0	0
Mauer	.182	3	11	0	2	0	0	0	0	1	0	0
Morneau	.417	3	12	3	5	1	0	2	2	0	0	0
Nevin	.000	1	3	0	0	0	0	0	0	0	0	0
Punto	.167	3	12	0	2	0	0	0	0	0	1	0
Redmond	.000	0	0	0	0	0	0	0	0	0	0	0
Rodriguez	.000	0	0	0	0	0	0	0	0	0	0	0
Tyner	.000	2	6	0	0	0	0	0	0	2	2	1
White	.417	3	12	1	5	1	0	1	2	0	0	0
<b>Totals</b>	<b>.257</b>	<b>3</b>	<b>101</b>	<b>7</b>	<b>26</b>	<b>4</b>	<b>1</b>	<b>5</b>	<b>7</b>	<b>6</b>	<b>11</b>	<b>1</b>

Pitchers:	W	L	ERA	G	GS	CG	SHO	SV	IP	H	R	ER	BB	SO
Bonser	0	0	3.00	1	1	0	0	0	6.0	7	2	2	1	3
Crain	0	0	9.00	2	0	0	0	0	1.0	3	3	1	1	1
Guerrier	0	0	0.00	1	0	0	0	0	1.0	0	0	0	0	0
Nathan	0	0	0.00	1	0	0	0	0	0.2	1	0	0	0	1
Neshek	0	1	9.00	2	0	0	0	0	1.0	1	1	1	0	1
Perkins	0	0	0.00	1	0	0	0	0	0.1	2	0	0	0	0
Radke	0	1	6.75	1	1	0	0	0	4.0	5	4	3	1	2
Reyes	0	0	9.00	2	0	0	0	0	1.0	1	3	1	2	0
Rincon	0	0	3.00	2	0	0	0	0	3.0	1	1	1	0	3
Santana	0	1	2.25	1	1	0	0	0	8.0	5	2	2	1	8
Silva	0	0	0.00	0	0	0	0	0	0.0	0	0	0	0	0
<b>Totals</b>	<b>0</b>	<b>3</b>	<b>3.81</b>	<b>3</b>	<b>3</b>	<b>0</b>	<b>0</b>	<b>0</b>	<b>26.0</b>	<b>26</b>	<b>16</b>	<b>11</b>	<b>6</b>	<b>19</b>

## GAME 1 Tuesday, October 3 at Minnesota

Oakland	0	2	0	0	0	0	0	1	—	3	7	0
Minnesota	0	0	0	0	0	1	0	1	—	2	5	2

WP — Zito. LP — Santana. Save — Street.

Zito, Street (9) and Kendall.

Santana, Crain (9), Neshek (9) and Mauer.

HR — Thomas (2), White. T — 2:19. A — 55,542.

## GAME 2 Wednesday, October 4 at Minnesota

Oakland	0	0	0	0	2	0	1	—	5	11	0
Minnesota	0	0	0	0	2	0	0	—	2	9	0

WP — Calero. LP — Neshek. Save — Street.

Loaiza, Calero (6), Duchscherer (7), Street (9) and Kendall.

Bonser, Neshek (7), Reyes (7), Rincon (8), Nathan (9) and Mauer.

HR — Kotsay, Morneau, Cuddyer. T — 3:02. A — 55,710.

## GAME 3 Friday, October 6 at Oakland

Minnesota	0	0	0	1	0	1	0	1	0	—	3	12	3
Oakland	0	2	2	0	0	0	4	0	x	—	8	8	1

WP — Haren. LP — Radke.

Radke, Perkins (5), Rincon (5), Reyes (7), Crain (7), Guerrier and Mauer.

Haren, Duchscherer (7), Street (9) and Kendall.

HR — Hunter, Morneau, Chavez, Bradley. T — 2:55. A — 35,694.





# 2009 AMERICAN LEAGUE DIVISION SERIES

TWINS VS. NEW YORK YANKEES

YANKEES:	AVG	G	AB	R	H	2B	3B	HR	RBI	BB	SO	SB
Cabrera	.167	3	12	1	2	0	0	0	0	0	5	0
Cano	.167	3	12	1	2	0	0	0	1	0	1	0
Cervelli	.000	1	0	0	0	0	0	0	0	0	0	0
Damon	.083	3	12	0	1	0	0	0	0	1	4	0
Gardner	.000	1	0	0	0	0	0	0	0	0	0	1
Hairston	.000	1	0	0	0	0	0	0	0	0	0	0
Jeter	.400	3	10	4	4	2	0	1	2	3	0	0
Matsui	.222	3	9	1	2	0	0	1	2	3	3	0
Molina	.000	1	1	0	0	0	0	0	0	0	0	0
Posada	.365	3	11	1	4	0	0	1	2	0	2	0
Rodriguez	.455	3	11	4	5	0	0	2	6	1	2	0
Swisher	.083	3	12	0	1	1	0	1	1	0	4	0
Teixeira	.167	3	12	3	2	0	0	1	1	1	1	0
<b>Totals</b>	<b>.225</b>	<b>3</b>	<b>102</b>	<b>15</b>	<b>23</b>	<b>3</b>	<b>0</b>	<b>6</b>	<b>15</b>	<b>9</b>	<b>22</b>	<b>1</b>

Pitchers:	W	L	ERA	G	GS	CG	SHO	SV	IP	H	R	ER	BB	SO
Aceves	0	0	0.00	1	0	0	0	0	1.0	1	0	0	1	1
Burnett	0	0	1.50	1	0	0	0	0	6.0	3	1	1	5	6
Chamberlain	0	0	0.00	3	0	0	0	0	1.2	2	0	0	0	1
Coke	0	0	0.00	2	0	0	0	0	0.2	0	0	0	0	1
Hughes	0	0	9.00	3	0	0	0	0	2.0	5	2	2	1	3
Marte	0	0	0.00	1	0	0	0	0	0.0	2	0	0	0	0
Pettitte	1	0	1.42	1	1	0	0	0	6.1	3	1	1	1	7
Rivera	0	0	0.00	3	0	0	0	1	3.2	4	0	0	1	7
Robertson	1	0	0.00	1	0	0	0	0	1.0	1	0	0	0	0
Sabathia	1	0	1.35	1	1	0	0	0	6.2	8	2	1	0	8
<b>Totals</b>	<b>3</b>	<b>0</b>	<b>1.55</b>	<b>3</b>	<b>3</b>	<b>0</b>	<b>0</b>	<b>0</b>	<b>29.0</b>	<b>29</b>	<b>6</b>	<b>5</b>	<b>9</b>	<b>34</b>

TWINS:	AVG	G	AB	R	H	2B	3B	HR	RBI	BB	SO	SB
Cabrera	.154	3	13	1	2	0	0	0	0	2	3	1
Cuddyer	.429	3	14	0	6	0	0	0	1	0	2	0
Gomez	.000	1	4	1	0	0	0	0	0	1	2	0
Harris	.250	3	12	1	3	0	1	0	1	0	3	0
Kubel	.071	3	14	0	1	0	0	0	0	0	9	0
Mauer	.417	3	12	1	5	1	0	0	1	2	4	0
Morales	.000	1	3	0	0	0	0	0	0	0	2	0
Punto	.444	3	9	0	4	1	0	0	1	3	1	0
Span	.400	3	15	1	6	1	0	0	1	0	2	1
Tolbert	.200	2	5	0	1	0	0	0	0	0	1	0
Young	.083	3	12	1	1	1	0	0	0	1	5	1
<b>Totals</b>	<b>.257</b>	<b>3</b>	<b>113</b>	<b>6</b>	<b>29</b>	<b>4</b>	<b>1</b>	<b>0</b>	<b>5</b>	<b>9</b>	<b>34</b>	<b>3</b>

Pitchers:	W	L	ERA	G	GS	CG	SHO	SV	IP	H	R	ER	BB	SO
Blackburn	0	0	1.59	1	1	0	0	0	5.2	3	1	1	2	3
Duensing	0	1	9.64	1	1	0	0	0	4.2	7	5	5	1	3
Guerrier	0	0	0.00	2	2	0	0	0	2.0	0	0	0	0	2
Liriano	0	0	4.50	1	0	0	0	0	2.0	1	2	1	1	1
Mahay	0	0	5.40	3	0	0	0	0	1.2	0	1	1	1	2
Mijares	0	1	13.50	2	0	0	0	0	0.2	1	1	1	1	0
Nathan	0	0	9.00	2	0	0	0	0	2.0	5	2	2	1	2
Pavano	0	1	2.57	1	1	0	0	0	7.0	5	2	2	0	9
Rauch	0	0	6.75	3	0	0	0	0	1.1	1	1	1	2	0
<b>Totals</b>	<b>0</b>	<b>3</b>	<b>4.67</b>	<b>3</b>	<b>3</b>	<b>0</b>	<b>0</b>	<b>0</b>	<b>27.0</b>	<b>23</b>	<b>15</b>	<b>14</b>	<b>9</b>	<b>22</b>

## GAME 1 Wednesday, October 7 at New York

Minnesota	0	0	2	0	0	0	0	0	—	2	9	1
New York	0	0	2	1	3	0	1	0	x	7	9	0
WP — Sabathia. LP — Duensing.												
Sabathia, Hughes (7), Coke (8), Chamberlain (8), Rivera (9) and Posada.												
Duensing, Liriano (5), Rauch (7), Mahay (8) and Mauer.												
HR — Jeter, Matsui. T — 3:38. A — 49,464.												

## GAME 2 Friday, October 9 at New York

Minnesota	0	0	0	0	0	1	0	2	0	0	0	—	3	12	1
New York	0	0	0	0	0	1	0	0	2	0	1	—	4	7	0
WP — Robertson. LP — Mijares.															
Burnett, Chamberlain (7), Coke (7), Hughes (8), Rivera (9), Aceves (10), Marte (11), Robertson (11) and Molina, Posada (7).															
Blackburn, Mahay (6), Rauch (7), Guerrier (8), Nathan (9), Mijares (10) and Mauer.															
HR — Rodriguez, Teixeira. T — 4:22. A — 50,006.															

## GAME 3 Sunday, October 11 at Minnesota

	Summary	Game 10: Yankees @ Minnesota												
New York		0	0	0	0	0	0	2	0	2	—	4	7	0
Minnesota		0	0	0	0	1	0	0	0	—	1	7	0	
WP — Pettitte. LP — Pavano. Save — Rivera.														
Pettitte, Chamberlain (7), Hughes (8), Rivera (8) and Posada.														
Pavano, Guerrier (8), Mahay (9), Rauch (9), Mijares (9), Nathan (9) and Mauer.														
HR — Rodriguez, Posada. T — 3:45. A — 54,735.														





# 2010 AMERICAN LEAGUE DIVISION SERIES

TWINS VS. NEW YORK YANKEES

YANKEES:	AVG	G	AB	R	H	2B	3B	HR	RBI	BB	SO	SB
Berkman	.500	1	4	2	2	1	0	1	2	0	1	0
Cano	.333	3	12	3	4	0	1	0	1	0	0	0
Gardner	.200	3	10	1	2	0	0	0	1	1	3	1
Golson	.000	2	0	0	0	0	0	0	0	0	0	0
Granderson	.455	3	11	2	5	1	1	0	3	1	1	1
Jeter	.286	3	14	0	4	0	0	0	1	0	3	1
Posada	.273	3	11	2	3	0	0	0	2	1	4	0
Rodriguez	.273	3	11	1	3	0	0	0	1	1	2	1
Swisher	.333	3	12	3	4	2	0	1	1	1	1	0
Teixeira	.308	3	13	2	4	1	0	1	3	1	2	0
Thames	.286	2	7	1	2	0	0	1	2	1	1	0
<b>Totals</b>	<b>.314</b>	<b>3</b>	<b>105</b>	<b>17</b>	<b>33</b>	<b>5</b>	<b>2</b>	<b>4</b>	<b>17</b>	<b>7</b>	<b>18</b>	<b>4</b>

Pitchers:	W	L	ERA	G	GS	CG	SHO	SV	IP	H	R	ER	BB	SO
Hughes	1	0	0.00	1	1	0	0	0	7.0	4	0	0	1	6
Logan	0	0	0.00	2	0	0	0	0	1.0	1	0	0	0	0
Pettitte	1	0	2.57	1	1	0	0	0	7.0	5	2	2	1	4
Rivera	0	0	0.00	3	0	0	0	2	3.1	2	0	0	0	1
Robertson	0	0	0.00	2	0	0	0	0	0.2	0	0	0	1	1
Sabathia	1	0	4.50	1	1	0	0	0	6.0	5	4	3	3	5
Wood	0	0	4.50	3	0	0	0	0	2.0	4	1	1	2	3
<b>Totals</b>	<b>3</b>	<b>0</b>	<b>2.00</b>	<b>3</b>	<b>3</b>	<b>0</b>	<b>0</b>	<b>2</b>	<b>27.0</b>	<b>21</b>	<b>6</b>	<b>6</b>	<b>8</b>	<b>20</b>

TWINS:	AVG	G	AB	R	H	2B	3B	HR	RBI	BB	SO	SB
Cuddyer	.182	3	11	1	2	1	0	1	2	0	4	0
Hardy	.100	3	10	0	1	1	0	0	0	0	2	0
Hudson	.333	3	12	2	4	0	0	1	2	0	2	0
Kubel	.000	3	8	0	0	0	0	0	0	3	2	0
Mauer	.250	3	12	0	3	0	0	0	0	1	3	0
Repko	.000	1	0	0	0	0	0	0	0	0	0	0
Span	.308	3	13	0	4	0	0	0	0	0	0	0
Thome	.100	3	10	2	1	0	0	0	0	2	3	0
Tolbert	.000	1	0	0	0	0	0	0	0	0	0	0
Valencia	.222	3	9	1	2	1	0	0	2	1	3	0
Young	.333	3	12	1	4	0	1	0	0	1	1	0
<b>Totals</b>	<b>.216</b>	<b>3</b>	<b>97</b>	<b>7</b>	<b>21</b>	<b>3</b>	<b>1</b>	<b>2</b>	<b>6</b>	<b>8</b>	<b>20</b>	<b>0</b>

Pitchers:	W	L	ERA	G	GS	CG	SHO	SV	IP	H	R	ER	BB	SO
Baker	0	0	3.86	1	0	0	0	0	2.1	3	1	1	0	2
Capps	0	0	9.00	1	0	0	0	0	1.0	2	1	1	0	0
Crain	0	1	54.00	1	0	0	0	0	0.1	3	2	2	0	0
Duensing	0	1	13.50	1	1	0	0	0	3.1	7	5	5	1	1
Fuentes	0	0	0.00	2	0	0	0	2	2.2	1	0	0	0	2
Guerrier	0	0	0.00	2	0	0	0	0	1.2	1	0	0	1	2
Liriano	0	0	6.35	1	1	0	0	0	5.2	6	4	4	3	7
Mijares	0	0	0.00	3	0	0	0	0	1.1	0	0	0	1	0
Pavano	0	1	6.00	1	1	0	0	0	6.0	10	4	4	1	3
Rauch	0	0	0.00	2	0	0	0	0	1.2	0	0	0	0	1
<b>Totals</b>	<b>0</b>	<b>3</b>	<b>5.88</b>	<b>3</b>	<b>3</b>	<b>0</b>	<b>0</b>	<b>0</b>	<b>26.0</b>	<b>33</b>	<b>17</b>	<b>17</b>	<b>7</b>	<b>18</b>

## GAME 1 Wednesday, October 6 at Minnesota

New York	0	0	0	0	0	4	2	0	0	—	6	9	0
Minnesota	0	2	1	0	0	1	0	0	0	—	4	8	0

WP — Sabathia. LP — Crain. Save — Rivera.

Sabathia, Logan (7), Robertson (7), Wood (8), Rivera (8) and Posada.

Liriano, Mijares (6), Crain (7), Fuentes (7), Rauch (9) and Mauer.

HR — Cuddyer, Teixeira. T — 3:47. A — 42,032.

## GAME 2 Thursday, October 7 at Minnesota

New York	0	0	0	1	1	0	2	0	1	—	5	12	0
Minnesota	0	1	0	0	0	1	0	0	0	—	2	6	0

WP — Pettitte. LP — Pavano. Save — Rivera.

Pettitte, Wood (8), Rivera (9) and Posada.

Pavano, Mijares (7), Rauch (7), Guerrier (8), Capps (9) and Mauer.

HR — Berkman, Hudson. T — 2:59. A — 42,035.

## GAME 3 Saturday, October 9 at New York

Minnesota	0	0	0	0	0	0	0	1	0	—	1	7	0
New York	0	1	1	3	0	0	1	0	x	—	6	12	0

WP — Hughes. LP — Duensing.

Hughes, Wood (8), Logan (8), Robertson (8), River (9) and Posada.

Duensing, Guerrier (4), Baker (5), Mijares (7), Fuentes (8) and Mauer.

HR — Thames, Swisher. T — 3:06. A — 50,840.



# TWINS POSTSEASON LEADERS

## BATTING

[MINIMUM OF 30 AT-BATS]

### BATTING AVERAGE

.344	Steve Lombardozzi.....	1987
.338	Michael Cuddyer.....	2002, 03, 04, 06, 09, 10
.333	Brian Harper.....	1991
.326	Chuck Knoblauch.....	1991
.314	Tony Oliva.....	1965, 69, 70

### AT-BATS

104	Dan Gladden.....	1987, 91
97	Kirby Puckett.....	1987, 91
91	Kent Hrbek.....	1987, 91
89	Greg Gagne.....	1987, 91
80	Torii Hunter.....	2002, 03, 04, 06

### HITS

30	Kirby Puckett.....	1987, 91
29	Dan Gladden.....	1987, 91
25	Michael Cuddyer.....	2002, 03, 04, 06, 09, 10
24	Torii Hunter.....	2002, 03, 04, 06
19	Greg Gagne.....	1987, 91

### HOME RUNS

5	Kirby Puckett.....	1987, 91
4	Greg Gagne.....	1987, 91
3	Harmon Killebrew.....	1965, 69, 70
	Tony Oliva.....	1965, 69, 70
	Gary Gaetti.....	1987
	Kent Hrbek.....	1987, 91
	Torii Hunter.....	2002, 03, 04, 06

### WALKS

14	Harmon Killebrew.....	1965, 69, 70
11	Kent Hrbek.....	1987, 91
9	Dan Gladden.....	1987, 91
8	Tom Brunansky.....	1987
	Kirby Puckett.....	1987, 91

## PITCHING

[MINIMUM 10 INNINGS]

### WINS

4	Jack Morris.....	1991
3	Bert Blyleven.....	1970, 87
	Frank Viola.....	1987
2	Mudcat Grant.....	1965
	Brad Radke.....	2002, 03, 04

### LOSSES

3	Jim Kaat.....	1965, 70
	Brad Radke.....	2002, 03, 04, 06
	Johan Santana.....	2002, 03, 04, 06
2	Kyle Lohse.....	2002, 03, 04
	Rick Reed.....	2002, 03
	Carl Pavano.....	2009, 10

### INNINGS PITCHED

36.1	Jack Morris.....	1991
35.0	Brad Radke.....	2002, 03, 04, 06
34.0	Johan Santana.....	2002, 03, 04, 06
31.1	Frank Viola.....	1987
28.1	Bert Blyleven.....	1970, 87

### WALKS

10	Jack Morris.....	1991
	Johan Santana.....	2002, 03, 04, 06
9	Dave Boswell.....	1965, 69
	Scott Erickson.....	1991
8	Frank Viola.....	1987
	David West.....	1991
	Brad Radke.....	2002, 03, 04, 06

### GAMES

24	Greg Gagne.....	1987, 91
	Dan Gladden.....	1987, 91
	Kent Hrbek.....	1987, 91
	Kirby Puckett.....	1987, 91
22	Michael Cuddyer.....	2002, 03, 04, 06, 09, 10

### RUNS

17	Dan Gladden.....	1987, 91
16	Kirby Puckett.....	1987, 91
15	Torii Hunter.....	2002, 03, 04, 06
12	Greg Gagne.....	1987, 91
10	Tom Brunansky.....	1987
	Kent Hrbek.....	1987, 91

### DOUBLES

8	Torii Hunter.....	2002, 03, 04, 06
6	Dan Gladden.....	1987, 91
5	Tony Oliva.....	1965, 69, 70
	Greg Gagne.....	1987, 91
	Jacque Jones.....	2002, 03, 04

### RUNS BATTED IN

16	Kirby Puckett.....	1987, 91
15	Dan Gladden.....	1987, 91
12	Kent Hrbek.....	1987, 91
11	Tom Brunansky.....	1987
10	Greg Gagne.....	1987, 91

### STRIKEOUTS

23	Jacque Jones.....	2002, 03, 04
22	Greg Gagne.....	1987, 91
21	Corey Koskie.....	2002, 03, 04
18	Michael Cuddyer.....	2002, 03, 04, 06, 09, 10
17	Kirby Puckett.....	1987, 91

### GAMES STARTED

6	Brad Radke.....	2002, 03, 04, 06
5	Jack Morris.....	1991
	Johan Santana.....	2002, 03, 04, 06
	Frank Viola.....	1987
4	Bert Blyleven.....	1970, 87
	Jim Kaat.....	1965, 70
	Kevin Tapani.....	1991

### ERA

1.35	Dave Boswell.....	1965, 69
1.65	Eric Milton.....	2002, 03
2.23	Jack Morris.....	1991
2.70	Jeff Reardon.....	1987
2.74	Mudcat Grant.....	1965

### SAVES

5	Rick Aguilera.....	1991
3	Jeff Reardon.....	1987
	Eddie Guardado.....	2002, 03
1	Juan Berenguer.....	1987
	Joe Nathan.....	2004

### STRIKEOUTS

32	Johan Santana.....	2002, 03, 04, 06
25	Frank Viola.....	1987
23	Bert Blyleven.....	1970, 87
22	Jack Morris.....	1991
17	Brad Radke.....	2002, 03, 04, 06





**MINOR LEAGUES**



# MINOR LEAGUE INFORMATION

## MINNESOTA TWINS – MINOR LEAGUE DEPT.

Target Field  
1 Twins Way  
Minneapolis, MN 55403  
P: (612) 659-3480 F: (612) 659-4026



## MINNESOTA TWINS – SPRING TRAINING

CenturyLink Sports Complex  
14110 Six Mile Cypress Pkwy.  
Fort Myers, FL 33912  
P: (239) 479-6400



## MINNESOTA TWINS MINOR LEAGUE SYSTEM

Director, Minor League Operations .....	Brad Steil
Senior Manager, Minor League Administration .....	Kate Townley
Senior Manager, Florida Operations .....	Brian Maloney
Assistant, Florida and Latin American Operations .....	Rafael Yanez

## MINOR LEAGUE INSTRUCTORS

Field Coordinator .....	Joel Lepel
Pitching Coordinator .....	Eric Rasmussen
Hitting Instructor .....	Tony Oliva
Minor League Infield and Baserunning Coordinator .....	Sam Perlozzo
Latin America Coordinator .....	Jose Marzan
Minor League Athletic Training and Rehab Coordinator .....	Chad Jackson
Minor League Rehab Assistant .....	Corey Dietze
Minor League Strength and Conditioning Coordinator .....	Erik Beiser
Minor League Video Coordinator .....	David Jeffrey
Equipment Manager .....	Dave Ringler

## TWINS 2014 ORGANIZATIONAL STANDINGS

TEAM	LEAGUE	LEVEL	WON-LOST	STANDINGS	GB/GA
Rochester	International	Triple-A	77-67 (North Division)	Fourth	-4.5
New Britain	Eastern	Double-A	73-69 (Eastern Division)	Third	-15.0
Ft. Myers*	Florida State	High-A	41-28 1st Half (South Division) 41-29 2nd Half (South Division) 82-57 Season Total (South Division)	First Second First	+1.0 -2.0 +4.0
Cedar Rapids#	Midwest	Low-A	31-39 1st Half (Western Division) 42-28 2nd Half (Western Division) 73-67 Season Total (Western Division)	Sixth Second Second	-14.0 -4.0 -18.0
Elizabethton^	Appalachian	Rookie	38-30 (West Division)	First	+1.0
GCL Twins	Gulf Coast	Rookie	23-37 (South Division)	Fourth	-13.0
DSL Twins	Dominican Summer League	Rookie	43-27 (Boca Chica Baseball City)	Second	-4.0

\* Defeated Daytona in four games (3-1) for Florida State League Championship.

# Lost to Kane County in two games (0-2) in the semifinals of the Midwest League Playoffs.

^ Lost to Johnson City in three games (1-2) in the semifinals of the Appalachian League Playoffs.

## TWINS MINOR LEAGUE STADIUMS PLAYING DIMENSIONS & ATTENDANCE FIGURES

CITY	NAME	SURFACE	DIMENSIONS			TOTAL	ATTENDANCE	
			LF	CF	RF		DATES	AVERAGE
Rochester	Frontier Field	Natural	335'	402'	325'	422,454	66	6,401
Chattanooga	AT&T Field	Natural	330'	400'	325'	242,627	69	3,516
Ft. Myers	Bill Hammond Stadium	Natural	330'	405'	330'	171,011	67	2,552
Cedar Rapids	Veterans Memorial Stadium	Natural	315'	400'	325'	160,064	69	2,320
Elizabethton	Joe O'Brien Field	Natural	339'	399'	322'	26,590	33	806
Ft. Myers (GCL Twins)	CenturyLink Sports Complex	Natural	330'	405'	330'			





## BRAD STEIL

### DIRECTOR, MINOR LEAGUE OPERATIONS

Brad Steil begins his 15th year in the Twins organization, and third as Twins Director of Minor League Operations, after spending the previous five seasons as Director of Baseball Operations. Steil's duties include full administration of the minor league department, including the working relationships with the Twins six affiliates.

He is responsible for player moves at the minor league level and for the development of young talent for the major league club. Steil also handles contract negotiations with minor league players and travels to all the affiliates to evaluate players in the Twins system.

Steil was hired as the Administrative Assistant for Scouting in 2001 and was promoted to Baseball Operations Assistant in July of 2003. He was named Assistant Director of Baseball Operations in January of 2006 and was eventually promoted to Director of Baseball Operations in September of 2007.

Steil is a native of Litchfield, MN, and graduated magna cum laude from Concordia College (Moorhead) in 1999. He also attended the St. Thomas Graduate School of Business (1999-2000).

Brad and his wife, Megan, reside in Ham Lake, MN.



## DERON JOHNSON


### DIRECTOR, SCOUTING

Deron Johnson has been a member of the Twins organization since January of 1994. While working as the Northern California Area Scout, Johnson was promoted to West Coast Supervisor in October of 1998 and on September 13, 2007, he was promoted to Director of Scouting for the Twins. In this position, he leads the Twins 27-man scouting staff in preparation for the annual June First-Year Player Draft of high school and college players, as well as focuses on amateur assignments for the summer.

Johnson was born and raised in Vallejo, CA, and graduated from St. Mary's College in Moraga, CA, with a BA in Liberal Arts in 1991. Prior to joining the Twins, Johnson played three minor league seasons as an outfielder in the Pittsburgh Pirates organization from 1988-1990. He served as the assistant baseball coach and recruiting coordinator for the University of San Francisco from 1992-1993. In addition, Johnson has provided coverage of minor league and major league teams and has been part of the Twins Advance Scouting team for

the postseason over the past seven years.

Deron and his wife, Alecia, have four children, Ashley, Alexis, Deron Jr. and Dominique, and reside in Sacramento, CA.



## JOEL LEPEL

### MINOR LEAGUE FIELD COORDINATOR

Joel Lepel enters his 10th season as the Twins Minor League Field Coordinator. He is responsible for evaluating minor league players and staff, coordinating and participating in on-field instruction, developing organization policies throughout the system and setting up and overseeing the daily workout schedule during spring training, regular season and instructional league.

Lepel spent five seasons (2001-05) as the Twins Midwest Scouting Supervisor. Prior to that, he spent eight years as an area scout, covering North and South Dakota, Nebraska, Iowa, Wisconsin and Minnesota.

A native of Plato, MN, Lepel was signed as an 18th round draft choice by the Montreal Expos out of Mankato State University in 1980. He spent three seasons as a player in the Expos system before coaching at Western Kentucky University and Clemson University from 1983-88. Lepel came to the Twins organization in 1989, managing the Sarasota Twins (Rookie, Gulf Coast League) for two seasons and the Kenosha Twins (Low-A,

Midwest League) in 1991, before becoming an area scout.

Joel and his wife, Elyn, reside in Plato, MN.

## HARMON KILLEBREW AWARD - MINOR LEAGUE COMMUNITY SERVICE

Given annually to a player from each of the full season affiliates. Each player is nominated by their respective general manager for their service within the affiliate's community. A plaque is awarded, in addition to an on-field presentation.

### 2011

Rochester -- Kyle Gibson  
New Britain -- Bobby Lanigan  
Ft. Myers -- Reggie Williams  
Beloit -- Ryan O'Rourke

### 2012

Rochester -- JR Towles  
New Britain -- Shawn Roof  
Ft. Myers -- Andy Leer  
Beloit -- Corey Williams

### 2013

Rochester -- Brian Dinkelman  
New Britain -- Dan Rohlfing  
Ft. Myers -- Stephen Wickens  
Cedar Rapids -- Niko Goodrum

### 2014

Rochester -- Logan Darnell  
New Britain -- Tony Thomas  
Ft. Myers -- Tim Shibuya  
Cedar Rapids -- Tanner Vavro



# 2014 MINOR LEAGUE RECAP



**ROCHESTER (77-67, Triple-A, International League)** -- The Red Wings finished fourth in the International League North Division with a 77-67 record. Red Wing pitchers led the league in complete games (8) and fewest hits allowed (1,123) along with finishing second in ERA (3.53) and strikeouts (1,141). Red Wing hitters finished first in the league in doubles (299) and fifth in batting average (.266), but finished last in walks (414). A.J. Achter (RHP) was the Red Wings lone representative in the Triple-A All-Star Game. Alex Meyer (RHP) tied for the league lead in strikeouts (153) while throwing 130.1 innings and was named to represent Team USA at the MLB All-Star SiriusXM Futures Game at Target Field. Yohan Pino (RHP) and Kris Johnson (LHP) tied for the team lead in wins (10). Doug Bernier (INF) led the team in RBI (54) while hitting .280 with a .348 OBP.



**NEW BRITAIN (73-69, Double-A, Eastern League)** -- The Rock Cats finished third in the Eastern Division after going 73-69. Rock Cats hitters finished with 283 doubles, good for first in the Eastern League, while the pitching staff led the league in fewest walks allowed (351). Tony Thomas (2B), Kennys Vargas (1B), Reynaldo Rodriguez (OF), Cole Johnson (RHP) and Taylor Rogers (LHP) were named to the Eastern Division All-Star team. Vargas and Jose Berrios (RHP) were named to represent the World Team at the MLB All-Star SiriusXM Futures Game at Target Field. Reynaldo Rodriguez (OF) led the league in doubles (36) while leading the team in home runs (21), hits (132), RBI (66) and slugging percentage (.510). Taylor Rogers (LHP) tied for third in the league in wins (11) and fifth in strikeouts (113) while Virgil Vasquez (RHP) tied for the league lead in both complete games (3) and shutouts (2).



**FT. MYERS (82-57, High-A, Florida State League)** -- The Miracle captured the Florida State League title for the first time in the team's 22 year history. For the second consecutive season, the Miracle secured the South Division title with a first half record of 41-28 and ended the campaign with an overall record of 82-57, good for the best record in the league. At the plate, Miracle hitters led the league in RBI (661) and walks (523) while finishing second in doubles (248), on-base percentage (.339) and slugging percentage (.383). Jose Berrios (RHP), David Hurlbut (LHP), Brett Lee (LHP) and Adam Brett Walker (OF) were named to the South Division All-Star team. Walker won the FSL Home Run Derby and took home the All-Star Game MVP award after going 3-for-5 with a home run. Walker also lead the league in home runs (25) and RBI (94) while Niko Goodrum (SS) led the league with 35 stolen bases. Before his call-up to Double-A New Britain in July, Jose Berrios (RHP) amassed a 9-3 record with a 1.96 ERA while striking out 109 batters in 96.1 innings pitched for the Miracle. Manager Doug Mientkiewicz, along with Walker and Berrios, were named to the FSL Postseason All-Star Team.



**CEDAR RAPIDS (73-67, Low-A, Midwest League)** -- The Kernels finished the regular season with a 73-67 record and captured a second consecutive trip to the postseason where they defeated Burlington (2-1) in the opening round before getting swept (2-0) by Kane County in the Western Division Championship Series. At the plate, the Kernels finished second in the league in on-base percentage (.330), while hitting .259 as a team, good for fifth in the league. Three Kernels were named to the MWL All-Star team, including: Bryan Haar (3B), Yorman Landa (RHP) and Kofi Stewart (RHP). Mitch Garver (C) finished fourth in the MWL batting race, hitting .298, along with finishing third in on-base percentage (.399) and leading the team in home runs (16) and RBI (79). Ryan Eades (RHP) led the team in wins (10), innings pitched (133) and strikeouts (98). Garver was the only Kernel named to the MWL Postseason All-Star team.



**ELIZABETHTON (38-30, Rookie Advanced, Appalachian League)** -- Led by newcomers Max Murphy (OF), 2014 first-round draft pick Nick Gordon and Trey Vavra, son of Twins coach Joe Vavra, the E-Twins finished the 2014 campaign 38-30 and in first place in the Appalachian West Division. On the mound, 20-year-old Felix Jorge finished fourth in the league in earned run average, posting a 4-2, 2.59 ERA in 12 starts, including two complete games and was named the league's Pitcher of the Year. As a team, the E-Twins staff led the league in strikeouts with 634 in 584.1 innings. Murphy, a Robbinsdale, MN native, was named league MVP despite playing just 35 games before his promotion to Cedar Rapids, hitting .378 with 10 home runs and 26 RBI. Manager Ray Smith was named Manager of the Year for a seventh time, while Gordon was named to the All-Star team as a utility infielder, hitting .294 with 11 steals in his first pro season. The E-Twins fell two games to one to Johnson City in the semifinal playoff series.

**GCL TWINS (23-37, Rookie, Gulf Coast League)** -- The GCL Twins finished with a 23-37 record, fourth in the Gulf Coast League South Division. Despite finishing with a league-low .226 team batting average, scoring just over three and-a-half runs-per-game, the Twins led the league with 108 stolen bases, including six different players in double-digits. Postseason All-Star Amaury Minier led the team in average (.292), home runs (8), RBI (33), on-base percentage (.405) and slugging-percentage (.520), while Manuel Guzman was tied for the league-lead with 18 steals. Brandon Easton was the Twins most consistent starter, going 2-2, 2.70 ERA (50.0 IP, 15 ER), and the team's other Postseason All-Star, closer Trevor Hildenberger, finished with 10 saves, tied for most in the league.

**DSL TWINS (43-27, Rookie, Dominican Summer League)** -- The DSL Twins finished second in the Boca Chica Baseball City, four games behind the division winning DSL Orioles. The pitching staff finished inside the top 10 in team ERA at 2.98, led by starters Williams Ramirez (4-1, 1.81 ERA), Jadison Jimenez (6-3, 2.19 ERA) and Jose Ramirez (4-0, 2.25 ERA). Offensively, the team displayed patience at the plate, ending fourth in the league in walks, and hit 38 triples, good for fifth best in the DSL. Second baseman Jorge Andrade and outfielder Junior Amarante led in the team in batting average (.287), stealing 22 bases apiece, while first baseman Lewin Diaz finished with a team-best five home runs.



# TWINS MINOR LEAGUE COORDINATORS AND INSTRUCTORS

## ERIC RASMUSSEN

## MINOR LEAGUE PITCHING COORDINATOR

Born March 22, 1952...wife, Linda...twin sons, Derek and Brock, and Michael...resides in Cape Coral, FL...begins 25th season with the Twins and seventh in this position...served as the pitching coach for Ft. Myers for 10 seasons (1999-2008)...prior to that was pitching coach for New Britain (1998), Ft. Myers (1996-97) and GCL Twins (1991-95)...was minor league pitching coach for Cleveland (1988-89)...selected by St. Louis in 32nd round of the 1973 First-Year Player Draft from University of New Orleans where he was First-Team All-American...passed up fourth round selection by Boston in the January 1971 Draft from Indian Hills Community College in Centerville, IA...played three seasons for St. Louis before being traded to San Diego where he played 1978-80...played two seasons in Mexico before being purchased again by St. Louis in 1982...holds major league record by pitching shutouts in first National League game July 21, 1975 and first American League game August 6, 1983.

### RASMUSSEN'S MAJOR LEAGUE TOTALS

Year	Club	W-L	ERA	G	GS	CG	SHO	SV	IP	H	R	ER	BB	SO
1975-83	STL, SD, KC	50-77	3.85	238	144	27	12	5	1017.2	1033	489	435	309	489

## TONY OLIVA

## MINOR LEAGUE HITTING INSTRUCTOR

Born July 20, 1938...wife, Gordette...daughter, Anita, and sons, Pedro and Ricardo...resides in Bloomington, MN...begins 23rd season as minor league hitting instructor...Twins hitting coach 1986-91...Twins first base coach in 1985...Twins minor league hitting instructor 1979-84...Twins first base coach and batting instructor 1977-78...player/coach for Twins 1976...signed with Minnesota as free agent from Cuba July 24, 1961...played 13-plus major league seasons as outfielder/designated hitter for Minnesota...American League Rookie of the Year in 1964...three-time American League Batting Champion (1964, 65 and 71)...led American League in hits, 1964, 66, 69 and 70...two-time Sporting News Player of the Year, 1965 and 71...played in two ALCS (1969, 70) and one World Series (1965)...eight-time American League All-Star...inducted into Twins Hall of Fame in 2000.

### OLIVA'S MAJOR LEAGUE TOTALS

Years	Club	AVG	G	AB	R	H	2B	3B	HR	RBI	BB	SO
1962-76	Minnesota	.304	1676	6301	870	1917	329	48	220	947	448	645

## SAM PERLOZZO

## MINOR LEAGUE INFIELD AND BASERUNNING COORDINATOR

Samuel Benedict Perlozzo...wife, Beth...daughter, Mia (12/13/78), and son, Eric (9/7/84)...resides in Tampa, FL...begins his second season as the Twins minor league infield and baserunning coordinator...was third base coach/infield instructor (2011-12) and first base coach/baserunning instructor (2009-10) for the Philadelphia Phillies...was coach for the 2009 and 2010 NL All-Star teams...manager for the Baltimore Orioles from August 4, 2005 to June 18, 2007 with a record of 122-164...was bench coach (2001-05) and third base coach (1996-00) with Baltimore...third base coach for Seattle (1993-95, 2008), Cincinnati (1990-92) and New York Mets (1987-89)...minor league manager in the Mets organization from 1982-86 where he won three titles and never had a losing season...named Carolina League Manager of the Year with Lynchburg in 1983 and Baseball America's Manager of the Year in 1984...has a career minor league managerial record of 364-263 (.581)...1973 graduate of George Washington University with a BS in Physical Education...elected to GW's Sports Hall of Fame in 1986 and to GW's Sports Executive Hall of Fame in 2007...originally signed by Minnesota on August 15, 1972 as a free agent...called up by the Twins in September 1977 and hit .292 in 10 games...was a five-time fielding champion in nine minor league seasons.

### PERLOZZO'S MAJOR LEAGUE MANAGERIAL RECORD

Years	Club	W	L	PCT.
2005-07	Baltimore	122	164	.427

### PERLOZZO'S MAJOR LEAGUE TOTALS

Years	AVG	G	AB	R	H	2B	3B	HR	RBI	BB	SO
2 years	.269	12	26	6	7	0	2	0	0	3	3

## JOSE MARZAN

## LATIN AMERICA OPERATIONS COORDINATOR

Born November 5, 1965...wife, Marvella...sons, Jonah and Sebastian...resides in Ft. Myers, FL...begins 11th year as Latin America operations coordinator after managing Ft. Myers for five years (2000-04)...had a career record of 641-579 (.525) as a minor league manager...managed Single-A Quad City in 1999 and Single-A Ft. Wayne in 1998, leading both teams to the playoffs...has been affiliated with Twins organization for 22 years...managed Rookie Elizabethon 1996-97...coached for Single-A Ft. Myers in 1995 and managed Gulf Coast League Twins 1993-94...began coaching career in 1992 as coach for the GCL Twins...was selected by Minnesota in the 16th round of the 1987 First-Year Player Draft from Florida State University...named best defensive first baseman by California League managers while playing for Visalia in 1989...retired from playing after the 1991 season.

### MARZAN'S MINOR LEAGUE TOTALS

Years	AVG	G	AB	R	H	2B	3B	HR	RBI	BB	SO
5 years	.256	402	1199	183	307	53	6	13	158	181	163

## CHAD JACKSON

## HEAD MINOR LEAGUE ATHLETIC TRAINER AND REHAB COORDINATOR

Born May 5, 1971...wife, Pauline...daughter, Payten...resides in Cape Coral, FL...begins his 14th season in the Twins organization and third as the minor league athletic training and rehab coordinator...spent the previous two seasons as the head trainer for Triple-A Rochester...prior to his time with the Red Wings spent six seasons with Double-A New Britain, one season with Quad Cities and two seasons with Elizabethon...also served as the head athletic trainer for Navigantes de Magallanes from 2005-08...interned for the Cubs (1996) and the Indians (2001)...earned a BA in Physical Education and Exercise Science with specialization in Athletic Training from John Carroll University (OH) in 1993...earned a Master's of Science in Physical Education with specialization in Athletic Training from Ohio University in 1995.

## ERIC BEISER

## MINOR LEAGUE STRENGTH AND CONDITIONING COORDINATOR

Born April 4, 1987...wife, Nicole (December 15, 2012)...resides in Ft. Myers, FL...begins his sixth year with the Twins and third as the minor league strength and conditioning coordinator...was the strength and conditioning coach for Rochester in 2012, Ft. Myers in 2011 and Elizabethon in 2010...prior to joining the Twins he was the strength and conditioning coach for the GCL Cardinals in 2009...worked with MLB International in 2011 as a strength and conditioning coordinator for France...earned his Master's of Science in Kinesiology with a concentration in Sports Performance from Louisiana Tech University in 2011...earned his Bachelor's Degree in Exercise Science and Health Promotion from Florida Atlantic University in 2009.





# TRIPLE-A ROCHESTER

## ROCHESTER RED WINGS

International League - Triple-A (13th year)

Red Wings 2014 Record: 77-67 (4th place)

One Morrie Silver Way  
Rochester, New York 14608  
(585) 454-1001  
FAX: (585) 454-1056

Capacity ..... 10,840  
Manager ..... Mike Quade  
Pitching Coach ..... Marty Mason  
Hitting Coach ..... Tim Doherty  
Trainer ..... Larry Bennesse  
Strength and Conditioning Coach ..... Tyler Donahue

President/CEO ..... Naomi Silver  
General Manager ..... Dan Mason  
Media Relations ..... Nate Rowan  
Stadium ..... Frontier Field



**MIKEQUADE**  
MANAGER

Gregory Mike Quade (KWAH-dee)... born March 12, 1957 in Evanston, IL...resides in Bradenton, FL...joins the Twins organization for his first season as manager at Triple-A... Quade spent 2013 as a roving outfield and baserunning instructor for the New York Yankees...prior to that, he served as Chicago Cubs manager from 2010-11 where he posted a record of 95-104 (.472)...won his first game as a major league manager on August 23, 2010 at Washington, a 9-3 victory...was a Cubs coach from 2007-10, Triple-A Iowa (Cubs) manager from 2003-07, Oakland Athletics first base coach from 2000-02 and a minor league manager at various levels from 1985-99...he has a career minor league managerial record of 1,213-1,165 (.510) in 17 seasons...is a two-time Manager of the Year award winner (1991 for Double-A Harrisburg and 1993 for Triple-A Ottawa)...in 1999 led the Triple-A Vancouver Canadians to the Pacific Coast League championship and the Triple-A World Series championship...won the Midwest League title as West Michigan's (As) manager in 1996...won his 1000th game as a minor league manager on April 18, 2004 with the Iowa Cubs in New Orleans...drafted by Pittsburgh in the 22nd round of the 1979 First-Year Player Draft...played college baseball for the University of New Orleans...spent five seasons in Pittsburgh's minor league system and ended his playing career in 1982...had a career .264 average with 45 doubles, 12 triples, five home runs and 128 RBI in 424 minor league games.

### RECORD AS MANAGER

Year	Club	League	W	L	Pct.	Finish (Div./Overall)
1985	Macon	South Atlantic	56	82	.406	4th/5th
1986	Macon	South Atlantic	54	84	.391	4th/5th
1989	Rockford	Midwest	74	59	.556	3rd/1st
1990	Rockford	Midwest	56	80	.412	4th/7th
1991	Harrisburg	Eastern	87	53	.621	1st
1992	Harrisburg	Eastern	78	59	.569	3rd
1993	Ottawa	International	73	69	.514	2nd
1994	Scranton	International	62	80	.437	5th
1995	Scranton	International	70	72	.493	4th
1996	West Michigan	Midwest	77	61	.558	1st/1st
1997	Huntsville	Southern	77	62	.554	5th/1st
1998	Edmonton	Pacific Coast	76	67	.531	3rd
1999	Vancouver	Pacific Coast	84	58	.592	1st
2003	Iowa	Pacific Coast	70	72	.493	3rd
2004	Iowa	Pacific Coast	79	64	.552	1st
2005	Iowa	Pacific Coast	64	75	.460	4th
2006	Iowa	Pacific Coast	76	68	.528	T-1st
2010	CHICAGO	NATIONAL	24	13	.649	5TH
2011	CHICAGO	NATIONAL	71	91	.438	5TH
Minor League Totals			1213	1165	.510	
Major League Totals			95	104	.477	



**TIMDOHERTY**  
HITTING COACH

Born August 21, 1966...resides in Kansas City, MO...begins third season in the Twins organization...in 2013 coached the International League MVP, IL Rookie of the Year and Baseball America's Triple-A Player of the Year, Chris Colabello...served as assistant to Red Sox hitting coach Dave Magadan in 2012...coached nine seasons with the Kansas City T-Bones of the American Association (2003-11), serving as their hitting coach from 2003-09 and their manager from 2010-11...coached collegiately at Southwest Texas State University (1994-97), University of Southwestern Louisiana (1993), Seminole Junior College (1990-92) and Oral Roberts University (1989)...served as an associate scout for the Cleveland Indians during his tenure at Seminole JC.



**MARTYMASON**  
PITCHING COACH

Born April 4, 1958...wife, Lynn...daughters, Brandy Leigh and Lindsey...resides in Stuart, FL...begins third season in the Twins organization and as the pitching coach for Rochester...he is in his 30th season as a professional coach...spent 2011-12 as pitching coach for Single-A Daytona Cubs after spending 25 years as a coach in the St. Louis Cardinals system, 11 as their bullpen coach...was pitching coach for Triple-A Memphis and Louisville (1997-99)...coached at Double-A Arkansas (1990-96), Single-A St. Petersburg (1989), Single-A Savannah (1988) and Single-A St. Petersburg (1986)...originally signed by the New York Yankees in 1980 and acquired by St. Louis in December of 1982...ranked second in Midwest League in appearances (54) in 1983...retired after four games as a player/coach in 1986...attended Central Alabama Academy (1975-76) and Western Kentucky University (1977-80)...received Outstanding Achievement Award from St. Louis BBWAA for work with the Cardinals relief staff in 2005.



# 2014 ROCHESTER FINAL STATISTICS

PLAYER	AVG	G	AB	R	H	2B	3B	HR	RBI	SF	SH	HB	BB	SO	SB	CS	E	OBP
Arcia, Oswaldo	.312	22	77	16	24	7	0	5	18	1	0	2	5	17	1	0	0	.365
Beresford, James	.276	131	507	65	140	28	2	2	47	4	8	1	36	75	7	4	11	.323
Bernier, Doug	.280	124	404	53	113	25	2	6	54	5	12	5	40	78	5	4	12	.348
Colabello, Chris	.268	61	213	28	57	13	0	10	38	2	0	2	21	55	0	0	4	.336
Farris, Eric	.280	133	483	59	135	23	1	4	44	7	4	3	26	57	16	8	0	.316
Florimon, Pedro	.257	85	280	38	72	17	4	4	29	3	0	1	30	82	12	2	18	.328
Fryer, Eric	.252	36	111	12	28	7	1	0	11	1	1	0	12	29	5	0	1	.323
Hanson, Nate	.241	23	83	12	20	7	0	2	11	1	0	2	4	15	0	0	2	.289
Herrmann, Chris	.304	60	204	31	62	18	4	5	26	1	0	2	21	45	4	1	3	.373
Hicks, Aaron	.278	24	72	9	20	5	0	1	8	2	1	0	9	13	1	1	0	.349
Mastroianni, Darin	.450	4	20	4	9	2	0	0	2	0	0	0	0	4	0	1	0	.450
Nelson, Brad	.229	71	227	27	52	11	0	5	30	4	0	1	28	43	0	1	2	.312
Nunez, Eduardo	.282	11	39	7	11	1	0	1	6	1	0	0	1	8	1	0	2	.293
Ortiz, Daniel	.256	73	242	36	62	13	3	8	33	2	0	1	9	51	0	0	3	.283
Parmelee, Chris	.305	32	118	13	36	7	0	7	23	2	0	1	14	24	0	0	1	.378
Pinto, Josmil	.279	60	208	24	58	17	1	6	35	1	0	2	31	37	0	1	2	.376
Rahl, Chris	.259	104	332	41	86	17	1	7	43	5	1	1	7	82	9	6	3	.272
Ramirez, Wilkin	.262	107	386	44	101	23	3	4	41	5	0	4	22	104	8	2	1	.305
Rodriguez, Reynaldo	.156	10	32	2	5	1	0	1	4	0	0	0	3	8	0	0	0	.229
Rohlfing, Dan	.205	75	219	29	45	17	0	2	23	2	0	5	28	56	0	1	2	.307
Romero, Deibinson	.265	123	419	50	111	31	2	8	45	5	0	8	60	88	0	1	21	.364
Santana, Danny	.268	24	97	15	26	7	2	0	7	0	2	0	6	28	4	1	5	.311
Willingham, Josh	.185	8	27	3	5	2	0	1	3	0	0	1	1	8	0	0	0	.241
<b>TEAM TOTAL</b>	<b>.266</b>	<b>144</b>	<b>4800</b>	<b>618</b>	<b>1278</b>	<b>299</b>	<b>26</b>	<b>89</b>	<b>581</b>	<b>54</b>	<b>29</b>	<b>42</b>	<b>414</b>	<b>1007</b>	<b>73</b>	<b>34</b>	<b>101</b>	<b>.327</b>

PITCHER	W	L	ERA	G	GS	CG	SH	SV	IP	H	R	ER	HR	HB	BB	SO	WP	BK	BAA
Achter, A.J.	4	4	2.38	40	1	0	0	6	72.0	44	20	19	4	2	24	69	3	1	.176
Berrios, Jose	0	1	18.00	1	1	0	0	0	3.0	7	6	6	0	0	3	3	0	0	.438
Darnell, Logan	7	6	3.60	23	19	1	0	0	115.0	108	63	46	16	1	49	90	8	4	.246
Diamond, Scott	4	7	6.53	17	15	1	0	0	80.0	109	62	58	10	1	22	47	2	0	.328
Duffey, Tyler	2	0	3.94	3	3	0	0	0	16.0	16	7	7	3	1	6	16	0	0	.258
Gilmarin, Sean	2	4	4.28	14	14	0	0	0	73.2	69	39	35	7	1	28	59	3	0	.250
Guerra, Deolis	2	2	4.33	36	1	0	0	0	52.0	51	28	25	5	0	18	54	3	0	.250
Guerrero, Matt	0	1	7.20	4	0	0	0	1	5.0	7	4	4	2	0	2	3	1	0	.318
Hamburger, Mark	4	4	3.79	14	6	0	0	1	54.2	51	27	23	1	2	22	37	1	0	.249
Hoffman, Matt	1	0	3.80	14	0	0	0	2	21.1	24	10	9	4	0	9	19	1	0	.293
Ibarra, Edgar	5	0	3.44	31	0	0	0	0	49.2	50	19	19	3	0	23	42	3	0	.259
Johnson, Kris	10	7	3.48	23	23	2	0	0	132.0	115	58	51	8	2	55	102	7	0	.232
May, Trevor	8	6	2.84	18	18	1	1	0	98.1	75	33	31	4	0	39	94	2	0	.209
Meyer, Alex	7	7	3.52	27	27	0	0	0	130.1	116	58	51	10	8	64	153	4	0	.241
Milone, Tommy	0	1	1.29	1	1	0	0	0	7.0	6	1	1	0	0	2	3	1	0	.240
O'Rourke, Ryan	0	0	0.00	1	0	0	0	0	1.0	1	0	0	0	0	0	1	1	0	.250
Oliveros, Lester	1	2	2.29	24	0	0	0	6	35.1	27	10	9	0	1	13	52	1	0	.208
Pelfrey, Mike	1	0	0.90	2	2	0	0	0	10.0	9	1	1	0	1	3	3	0	0	.250
Pino, Yohan	10	2	2.47	16	9	2	2	0	73.0	47	21	20	9	3	24	72	3	1	.180
Pressly, Ryan	1	4	2.98	35	0	0	0	6	60.1	55	25	20	1	1	21	63	6	0	.238
Pryor, Stephen	1	0	0.89	14	0	0	0	2	20.1	6	2	2	2	0	16	22	5	0	.094
Raley, Brooks	0	1	3.68	8	1	0	0	1	14.2	17	7	6	1	1	11	19	1	0	.283
Rohlfing, Dan	0	0	0.00	2	0	0	0	1	2.0	2	0	0	0	0	1	1	0	0	.250
Thompson, Aaron	3	3	3.98	46	0	0	0	3	52.0	49	27	23	5	1	26	51	4	0	.250
Tonkin, Michael	3	4	2.80	39	0	0	0	10	45.0	41	18	14	2	2	12	46	1	0	.246
Vasquez, Virgil	1	1	4.50	3	3	1	0	0	16.0	16	8	8	2	1	6	17	1	1	.262
Wheeler, Jason	0	0	3.60	1	1	0	0	0	5.0	5	2	2	0	0	2	3	0	0	.263
<b>TEAM TOTAL</b>	<b>77</b>	<b>67</b>	<b>3.53</b>	<b>144</b>	<b>144</b>	<b>8</b>	<b>12</b>	<b>39</b>	<b>1244.2</b>	<b>1123</b>	<b>556</b>	<b>488</b>	<b>99</b>	<b>29</b>	<b>501</b>	<b>1141</b>	<b>62</b>	<b>7</b>	<b>.240</b>

## TWINS MINOR LEAGUE AFFILIATE HISTORY

### TRIPLE-A

Rochester, 2003-  
Edmonton, 2001-02  
Salt Lake, 1994-00  
Portland, 1987-93  
Toledo, 1978-86  
Tacoma, 1972-77  
Portland, 1971  
Evansville, 1970  
Denver, 1965-69  
Atlanta, 1964  
Dallas-FW, 1962-63  
Syracuse, 1961

### DOUBLE-A

Chattanooga, 2015-  
New Britain, 1995-2014  
Nashville, 1992-94  
Orlando, 1973-91  
Charlotte, 1962-72  
Nashville, 1961

### CLASS-A ADVANCED

Ft. Myers, 1991-  
Visalia, 1977-90  
Reno, 1975-76  
Lynchburg, 1970-74  
Red Springs, 1969  
Wilson, 1962-68  
Charlotte, 1961

### CLASS-A

Cedar Rapids, 2013-  
Beloit, 2005-12  
Quad City, 1999-04  
Ft. Wayne, 1993-98  
Kenosha, 1984-92  
Wis. Rapids, 1972-83  
Ft. Lauderdale, 1973  
Charlotte, 1972  
Orlando, 1972  
St. Cloud, 1965-71  
Wis. Rapids, 1964-70  
Auburn, 1967-70  
Orlando, 1963-70  
Thomasville, 1965-66  
Bis.-Man., 1962-64  
Erie, 1961-63  
Ft. Walton, 1961-62  
Wilson, 1961

### ROOKIE ADVANCED

Elizabethton, 1974-  
Geneva, 1973  
Sarasota, 1964-72  
Wytheville, 1961-63

### ROOKIE

GCL (Ft.M.), 1990-  
Sarasota, 1989  
Bradenton, 1965  
Melbourne, 1964



## CHATTANOOGA LOOKOUTS

Southern League - Double-A (1st year)

Rock Cats 2014 Record: 73-69 (3rd place)

201 Power Alley  
 Chattanooga, TN 37402  
 (423) 267-4849  
 FAX: (423) 267-4258

President and General Manager..... Rich Mozingo  
 Media Relations ..... Dan Kopf  
 Stadium ..... AT&T Field  
 Capacity ..... 6,362

Manager ..... Doug Mientkiewicz  
 Pitching Coach ..... Stu Cliburn  
 Hitting Coach ..... Chad Allen  
 Trainer ..... Chris Johnson  
 Strength and Conditioning Coach ..... Dax Fiore



**DOUG MIENTKIEWICZ**  
 MANAGER

Named manager 12/19/14, replacing Jeff Smith...born June 19, 1975...wife, Jodi...son, Steele...resides in Islamorada, FL...begins his third season as a manager in the Twins organization and first as Double-A Chattanooga's manager...in his first season with the Twins led the Miracle to a first place finish...in his second season led the Miracle to a first place finish, best record in the Florida State League and a Florida State League championship, the first in the franchise's 22 years...made his coaching debut in 2012 in the Dodgers organization as the hitting coach for Rookie Ogden...played parts of 12 major league seasons with Minnesota (1998-2004), Boston (2004), the Mets (2005), Kansas City (2006), the Yankees (2007), Pittsburgh (2008) and the Dodgers (2009)...won a gold medal with Team USA at the 2000 Olympic Games in Sydney...is one of only five American major league players to win a World Series and Olympic gold medal...was originally selected by Minnesota in the fifth round of the 1995 First-Year Player Draft out of Florida State University...was elected to the FSU Athletics Hall of Fame in 2005.

### RECORD AS MANAGER

Year	Club	League	W	L	Pct.	Finish (Div/Overall)
2013	Ft. Myers	Florida State	79	56	.585	1st/1st
2014	Ft. Myers	Florida State	82	57	.590	1st/1st
<b>Minor League Totals</b>			<b>161</b>	<b>113</b>	<b>.588</b>	

### POSTSEASON PLAY

Year	Club	League	W	L	Pct.	Finish
2013	Ft. Myers	Florida State	0	2	.000	Lost in semi's to Charlotte
2014	Ft. Myers	Florida State	5	1	.833	Beat Daytona 3-1 in finals
<b>Postseason Totals</b>			<b>5</b>	<b>3</b>	<b>.625</b>	



**CHAD ALLEN**  
 HITTING COACH

Born February 6, 1975...resides in Dallas, TX...begins his third season coaching at the professional level...played seven years in the major leagues, including three with the Twins from 1999-2001...had a career average of .269 with 14 home runs, 44 doubles, 84 RBI in 267 career major league games with Minnesota, Cleveland (2002), Florida (2003) and Texas (2004-05)...was originally selected by the Twins in the fourth round of the 1996 First-Year Player Draft out of Texas A&M University...returned to New Britain in 2013 where he debuted as a player in 1997...played 11 seasons in the minors, batting .307 with 219 doubles, 79 home runs and 559 RBI in 896 career games from 1996-2007.



**STU CLIBURN**  
 PITCHING COACH

Born December 19, 1956...wife, Cyndi...resides in Ft. Myers, FL...begins 14th season as pitching coach at the Twins Double-A affiliate, and seventh consecutive, after spending 2006-08 as Rochester's pitching coach...2015 marks his 24th season in the Twins organization...was pitching coach for Double-A New Britain from 1999-2005...was pitching coach for Single-A Ft. Myers in 1998 and was pitching coach for Wilmington of the Maryland Fall League in 1998...pitching coach for Single-A Ft. Wayne 1994-97...pitching coach for Scottsdale in 1996 Arizona Fall League...pitching coach for Rookie Elizabethton in 1993...pitching coach for California's Single-A affiliate Palm Springs 1991-92...selected by Pittsburgh in fourth round of the 1977 First-Year Player Draft from Delta State University (MS)...signed as free agent by California in 1982...was 9-3 with a 2.09 ERA and six saves in 1985...was the Angels Rookie of the Year by Baseball Writers Association of Southern California and finished fifth in American League Rookie of the Year voting that same season.



# 2014 NEW BRITAIN FINAL STATISTICS

PLAYER	AVG	G	AB	R	H	2B	3B	HR	RBI	SF	SH	HB	BB	SO	SB	CS	E	OBP
Boyer, Brad	.246	79	256	19	63	7	3	0	26	5	4	1	13	33	14	3	10	.280
Buxton, Byron	.000	1	3	0	0	0	0	0	0	0	0	0	0	3	0	0	0	.000
Fuld, Sam	.429	4	14	4	6	2	0	1	2	0	0	0	2	1	0	0	1	.500
Gonzales, Mike	.264	31	106	14	28	7	0	3	18	0	0	3	9	26	0	0	2	.339
Hanson, Nate	.259	96	367	53	95	26	0	4	46	4	0	10	34	54	1	0	4	.335
Hicks, Aaron	.297	43	148	30	44	11	1	4	21	2	0	0	28	27	2	3	2	.404
Knudson, Kyle	.215	83	247	15	53	16	0	0	33	3	2	5	13	57	0	0	3	.265
Koch, Matt	.212	73	217	23	46	9	0	2	19	1	3	2	27	58	2	1	4	.304
Kvasnicka, Mike	.257	112	370	35	95	23	0	10	55	3	0	0	26	80	5	3	5	.303
Mejia, Aderlin	.275	15	51	6	14	1	0	0	4	0	2	0	6	9	2	1	7	.351
Michael, Levi	.340	15	53	13	18	1	0	0	1	0	0	3	7	11	4	1	1	.444
Nunez, Eduardo	.400	4	10	1	4	0	1	0	0	0	0	0	3	2	1	0	1	.538
Ortiz, Daniel	.324	49	182	22	59	16	2	4	31	1	1	1	4	34	3	1	4	.340
Petterson, A.J.	.203	27	59	5	12	4	0	0	2	0	3	1	10	17	1	1	6	.329
Polanco, Jorge	.281	37	146	13	41	6	0	1	16	0	2	0	9	28	7	3	12	.323
Ray, Lance	.208	8	24	4	5	2	1	0	4	1	0	2	2	10	0	0	0	.310
Rodriguez, Jairo	.192	9	26	2	5	0	0	0	1	0	0	0	2	2	1	0	0	.250
Rodriguez, Reynaldo	.286	126	461	81	132	36	2	21	66	10	0	7	39	77	6	4	1	.344
Rosario, Eddie	.237	79	316	40	75	20	3	8	36	2	0	1	17	68	8	4	2	.277
Thomas, Tony	.241	129	453	71	109	29	6	12	45	3	0	4	37	141	14	4	13	.302
Vargas, Kennys	.281	97	356	50	100	17	0	17	63	3	0	3	43	68	0	2	4	.360
Waring, Brandon	.212	106	345	40	73	28	0	13	43	1	0	10	40	150	2	0	10	.311
Wickens, Stephen	.217	57	161	20	35	6	0	0	12	3	3	3	10	29	5	3	3	.271
Wilson, Kenny	.195	11	41	6	8	3	0	0	1	0	1	2	6	10	3	1	2	.327
Wimberly, Corey	.252	72	246	32	62	13	5	0	19	1	7	5	15	37	17	4	3	.307
TEAM TOTAL	.254	142	4658	599	1182	283	24	100	564	43	28	63	402	1032	98	39	114	.319

PITCHER	W	L	ERA	G	GS	CG	SH	SV	IP	H	R	ER	HR	HB	BB	SO	WP	BK	BAA
Achter, A.J.	0	0	0.00	3	0	0	0	1	6.2	3	0	0	0	0	1	11	0	0	.136
Adam, Jason	0	0	5.14	2	1	0	0	0	7.0	10	4	4	0	0	2	3	1	0	.333
Baxendale, D.J.	0	3	5.76	7	4	0	0	0	25.0	32	20	16	2	0	5	14	0	0	.311
Berrios, Jose	3	4	3.54	8	8	1	0	0	40.2	33	17	16	2	2	12	28	1	1	.226
Boer, Madison	0	0	2.70	2	0	0	0	0	3.1	4	1	1	0	0	2	2	0	0	.286
Dean, Pat	8	9	4.81	26	26	1	0	0	144.0	192	91	77	20	8	31	83	3	0	.320
Duffey, Tyler	8	3	3.80	18	18	0	0	0	111.1	104	52	47	14	5	19	84	4	0	.248
Fuller, Jim	3	1	2.41	38	0	0	0	1	56.0	48	16	15	2	4	30	68	5	0	.227
Gilmarin, Sean	7	3	3.13	12	12	0	0	0	72.0	76	30	25	2	3	16	74	3	1	.275
Guerrier, Matt	0	0	0.00	3	0	0	0	0	4.0	4	1	0	0	1	2	5	0	0	.286
Hamburger, Mark	0	1	3.38	8	1	0	0	1	16.0	16	9	6	2	1	5	17	3	0	.258
Hermesen, B.J.	0	0	13.50	3	0	0	0	0	4.0	9	8	6	0	1	2	0	0	0	.429
Ibarra, Edgar	2	1	6.91	9	0	0	0	1	14.1	17	12	11	1	1	5	16	1	0	.309
Johnson, Cole	3	8	3.84	49	2	0	0	9	72.2	71	36	31	6	4	21	82	6	0	.251
Melotakis, Mason	1	0	2.25	13	0	0	0	2	16.0	17	5	4	0	1	3	17	2	0	.274
O'Rourke, Ryan	2	4	3.98	50	0	0	0	4	40.2	36	24	18	5	0	16	52	1	0	.232
Oliveros, Lester	3	1	0.89	26	0	0	0	12	30.1	17	6	3	0	3	14	36	2	0	.162
Rogers, Taylor	11	6	3.29	24	24	1	0	0	145.0	150	63	53	4	6	37	113	4	0	.268
Salcedo, Adrian	3	9	4.19	39	6	0	0	2	73.0	78	39	34	2	3	24	76	15	0	.272
Summers, Matt	2	4	6.79	28	6	0	0	1	53.0	64	46	40	5	5	21	54	7	0	.300
Turpen, Daniel	5	2	4.48	40	1	0	0	3	62.1	53	33	31	5	3	30	62	7	0	.226
Vasquez, Virgil	6	6	4.09	22	20	3	2	0	123.1	118	58	56	12	8	31	92	3	0	.252
Wheeler, Jason	5	4	2.78	12	12	1	0	0	74.1	69	23	23	9	4	16	55	1	1	.242
Wimmers, Alex	1	0	3.74	13	1	0	0	1	21.2	19	9	9	3	0	6	27	1	0	.229
TEAM TOTAL	73	69	3.89	142	142	7	9	38	1216.2	1240	603	526	96	63	351	1071	70	3	.263

MINOR LEAGUES

## TWINS 2014 MINOR LEAGUE ALL-STARS

### Rochester, International League (AAA)

A.J. Achter

### New Britain, Eastern League (AA)

Cole Johnson  
Taylor Rogers  
Reynaldo Rodriguez\*  
Tony Thomas  
Kennys Vargas

### Fort Myers, Florida State League (A)

Jose Berrios\*  
Doug Mientkiewicz (manager)  
Adam Brett Walker \*

### Cedar Rapids, Midwest League (A)

Mitch Garver  
Bryan Haar  
Yorman Landa  
Kohl Stewart

### Elizabethton, Appalachian League (R)

Nick Gordon  
Felix Jorge  
Max Murphy

### Twins, Gulf Coast League (R)

Trevor Hildenberger  
Amaury Minier

### Twins, Dominican Summer League (R)

Jorge Andrade

\*includes both mid- and postseason All-Stars





# SINGLE-A FT. MYERS

## FT. MYERS MIRACLE

Florida State League - Single-A (24th year)

Miracle 2014 Record: 82-57

(1st Half: 1st; 2nd Half: 2nd; Overall: FSL Champions)

14400 Six Mile Cypress Parkway

Ft. Myers, FL 33912

(239) 768-4210

FAX: (239) 768-4211

Chief Operation Officer ..... Steve Gliner  
General Manager ..... Andrew Seymour  
Media Relations ..... Brice Zimmerman  
Stadium ..... Hammond Stadium

Capacity ..... 9,300  
Manager ..... Jeff Smith  
Pitching Coach ..... Ivan Arteaga  
Hitting Coach ..... Jim Dwyer  
Trainer ..... Alan Rail



**JEFF SMITH**  
MANAGER

Named manager 12/19/14, replacing Doug Mientkiewicz...born June 17, 1974...wife, Ronna...sons, Cooper and Cutter...resides in Naples, FL...begins his 10th season as a manager in the Twins system and returns to Ft. Myers where he was manager from 2008-09...managed Double-A New Britain from 2010-14...was

named FSL Manager of the Year in 2009 leading the Miracle to a record of 80-58...manager for Beloit from 2006-07...was hitting coach of GCL Twins in 2005...was a catcher in Twins organization from 1996-2002...played for Boston and Texas organizations from 2003-04...playing career ended prior to 2005 season after a major left knee injury...originally drafted by the Twins in the 20th round of the 1994 First-Year Player Draft out of Stetson (FL) University.

### RECORD AS MANAGER

Year	Club	League	W	L	Pct.	Finish (Div/Overall)
2006	Beloit	Midwest	74	64	.536	2nd/4th
2007	Beloit	Midwest	79	61	.564	1st/2nd
2008	Ft. Myers	Florida State	77	59	.566	3rd/1st
2009	Ft. Myers	Florida State	80	58	.580	1st/1st
2010	New Britain	Eastern League	44	98	.310	6th/12th
2011	New Britain	Eastern League	72	70	.507	3rd/7th
2012	New Britain	Eastern League	75	67	.528	3rd/5th
2013	New Britain	Eastern League	66	76	.465	5th/10th
2014	New Britain	Eastern League	73	69	.514	3rd/4th

Minor League Totals


640 622 .507

### POSTSEASON PLAY

Year	Club	League	W	L	Pct.	Finish
2006	Beloit	Midwest	1	2	.333	Lost to Peoria 2-1 in playoffs
2007	Beloit	Midwest	6	3	.666	Lost to W. Mich. 3-2 in finals
2008	Ft. Myers	Florida State	3	3	.500	Lost to Daytona in finals
2009	Ft. Myers	Florida State	1	2	.333	Lost to Charlotte in 1st rd

Postseason Totals

11 10 .524



**JIM DWYER**  
HITTING COACH

Born January 3, 1950...wife, Cookie...sons, Ryan, Rhett and Andrew, and daughter, Jaimie...resides in Cape Coral, FL...begins 10th season as coach at Ft. Myers...was Twins minor league roving hitting coordinator 1997-2005...coached at Double-A New Britain 1995-96...managed Single-A Ft. Wayne 1993-94 and Kenosha in 1992...was

hitting coach at Triple-A Portland in 1991...selected by St. Louis in 11th round of the 1971 First-Year Player Draft out of Southern Illinois University...played 18 years as outfielder in major leagues with St. Louis, Montreal, the Mets, San Francisco, Boston, Baltimore and two-plus seasons with Twins from 1988-90...collected 100th career pinch-hit with RBI single June 10, 1990 vs. Chicago-AL...is 10th on the all-time list among major leaguers in pinch-hits (103)...earned accounting degree from Southern Illinois-Carbondale.



**IVAN ARTEAGA**  
PITCHING COACH

Born June 20, 1972...wife, Angelica del Valle Guevara Diaz...sons, Ivan and Alexander, and daughter, Ashley...resides in Valencia, VZ...begins his first season as pitching coach for the Lookouts...spent two seasons as pitching coach for the Single-A Cedar Rapids Kernels and one season (2013) as the Miracle pitching coach...prior to that spent six

seasons as pitching coach for GCL Twins...was pitching coordinator at the Twins Venezuelan Academy and for the VSL Twins from 2001-05...was pitching coach for the Twins minor league team in the Dominican Summer League in 2004...pitched for Mets organization from 1997-98...pitched for Rockies organization from 1994-96...pitched for Expos organization from 1989-93...originally signed by Montreal as an undrafted free agent May 11, 1989.

## MEN OF STEAL

### TWINS MINOR LEAGUE STOLEN BASE LEADERS - SINCE 1990

Year	Player	SB
1990	J.T. Bruett	52
1991	David Rivera	52
1992	David Rivera	48
1993	Pat Howell	36
1994	Matt Lawton	42
1995	Carlos Garcia	38
1996	Armann Brown	36
1997	Anthony Felston	45
1998	Anthony Felston	*88

Year	Player	SB
1999	Cleatus Davidson	40
2000	Michael Restovich	19
2001	Rafael Boitel	36
2002	Lew Ford	28
2003	Jason Bartlett	41
2004	Josh Rabe	26
2005	Scott Whitrock	25
2006	Alexi Casilla	50
2007	Estarlin de los Santos	27
	Steve Tolleson	27

Year	Player	SB
2008	Ben Revere	44
2009	Ben Revere	45
2010	Ben Revere	36
2011	Brian Dozier	24
	Danny Santana	24
2012	Aaron Hicks	32
2013	Byron Buxton	55
2014	Niko Goodrum	35

\*Led minor leagues



# 2014 FT. MYERS FINAL STATISTICS

PLAYER	AVG	G	AB	R	H	2B	3B	HR	RBI	SF	SH	HB	BB	SO	SB	CS	E	OBP
Buxton, Byron	.240	30	121	19	29	4	2	4	16	0	0	3	10	33	6	2	0	.313
Gonzales, Mike	.274	78	281	44	77	22	0	9	53	3	0	5	30	62	0	0	1	.351
Goodrum, Niko	.249	122	438	63	109	19	5	3	49	4	2	2	58	99	35	4	24	.337
Grimes, Tyler	.232	79	263	34	61	14	2	3	38	4	7	8	25	69	1	2	7	.313
Haar, Bryan	.226	10	31	3	7	3	0	0	5	1	0	0	4	12	0	0	2	.306
Harrison, Travis	.269	129	458	80	123	33	1	3	59	8	0	7	64	86	7	5	9	.361
Hicks, Dalton	.262	118	423	69	111	24	2	11	76	10	0	1	57	94	1	1	8	.344
Kanzler, Jason	.267	27	86	23	23	3	1	3	11	0	0	3	12	33	12	0	0	.376
Kepler, Max	.264	102	364	53	96	20	6	5	59	2	2	5	34	62	6	2	5	.333
Mejia, Aderlin	.273	95	348	48	95	14	0	1	40	5	5	3	48	43	23	6	10	.361
Michael, Levi	.305	45	177	28	54	9	2	1	21	2	1	2	19	25	6	4	5	.375
Murphy, Jon	.197	21	66	9	13	3	0	0	8	0	0	0	9	24	2	2	0	.293
Petterson, A.J.	.263	7	19	3	5	1	0	0	2	1	1	1	1	4	0	0	1	.318
Polanco, Jorge	.291	94	378	61	110	17	6	6	45	6	1	1	46	60	10	8	26	.364
Ray, Lance	.286	18	63	9	18	8	0	2	7	1	0	1	4	12	0	0	0	.333
Roberts, Nate	.276	19	58	12	16	9	1	0	8	0	0	1	10	11	0	0	0	.391
Rodriguez, Jairo	.227	29	97	10	22	7	0	0	14	3	1	3	5	16	0	0	4	.278
Rosario, Eddie	.300	8	30	5	9	0	0	0	4	0	0	0	4	5	1	1	0	.382
Santana, Danny	.000	3	11	0	0	0	0	0	0	0	0	0	1	3	1	0	0	.083
Swim, Alex	.333	1	3	0	1	0	0	0	0	0	0	0	0	0	0	0	0	.333
Turner, Stuart	.249	93	325	49	81	16	2	7	40	2	1	5	31	61	7	0	3	.322
Valera, Rafael	.111	3	9	0	1	1	0	0	0	0	0	0	1	3	0	0	0	.200
Walker II, Adam Brett	.246	132	505	78	124	19	1	25	94	3	0	2	44	156	9	5	6	.307
Wickens, Stephen	.310	15	58	11	18	2	1	1	12	2	0	0	6	12	4	1	1	.364
<b>TEAM TOTAL</b>	<b>.261</b>	<b>139</b>	<b>4612</b>	<b>712</b>	<b>1203</b>	<b>248</b>	<b>32</b>	<b>84</b>	<b>661</b>	<b>57</b>	<b>21</b>	<b>53</b>	<b>523</b>	<b>985</b>	<b>131</b>	<b>43</b>	<b>120</b>	<b>.339</b>

PITCHER	W	L	ERA	G	GS	CG	SH	SV	IP	H	R	ER	HR	HB	BB	SO	WP	BK	BAA
Baxendale, D.J.	4	4	6.02	11	11	1	0	0	58.1	70	39	39	7	4	12	41	3	0	.297
Berrios, Jose	9	3	1.96	16	16	1	1	0	96.1	78	29	21	4	4	23	109	5	3	.218
Boer, Madison	1	2	4.08	40	1	0	0	6	53.0	43	26	24	4	0	22	37	2	0	.222
Burdi, Nick	2	0	0.00	7	0	0	0	1	7.1	5	0	0	0	1	2	12	2	0	.208
Duffey, Tyler	3	0	2.82	4	4	0	0	0	22.1	22	8	7	0	0	5	13	0	0	.244
Gilbert, Brian	2	4	4.93	32	0	0	0	5	45.2	53	28	25	4	2	24	38	4	0	.291
Gruver, Steven	4	6	2.79	42	10	0	0	2	87.0	82	32	27	1	4	35	58	3	0	.253
Hermesen, B.J.	1	2	6.62	20	3	0	0	0	34.0	49	26	25	5	1	16	17	2	0	.340
Hurlbut, David	3	3	2.05	11	8	1	0	0	57.0	53	19	13	2	0	11	31	3	0	.249
Johnson, D.J.	2	0	2.84	12	0	0	0	0	12.2	14	6	4	0	1	4	12	1	0	.269
Jones, Tyler	3	3	3.73	40	0	0	0	13	50.2	49	27	21	2	1	23	53	6	0	.255
Jones, Zack	0	0	0.00	5	0	0	0	3	5.0	3	0	0	0	0	2	5	0	0	.167
Lee, Brett	10	5	2.45	21	19	2	1	0	106.1	111	42	29	0	3	33	54	3	0	.272
Melotakis, Mason	3	1	3.45	25	2	0	0	1	47.0	50	20	18	3	3	24	45	4	0	.269
Mildren, Ethan	3	3	5.47	10	10	1	1	0	52.2	62	34	32	6	6	18	29	3	0	.292
Muren, Alex	1	1	2.41	13	0	0	0	0	18.2	18	6	5	1	1	4	11	2	0	.250
Peterson, Brandon	1	1	1.80	31	1	0	0	1	45.0	28	10	9	0	0	17	65	5	0	.177
Shibuya, Tim	7	4	3.64	28	10	2	1	2	89.0	95	39	36	5	5	11	59	2	0	.269
Slegers, Aaron	2	1	3.32	3	3	0	0	0	19.0	14	7	7	2	2	4	12	0	0	.209
Tomshaw, Matt	11	6	3.50	25	21	1	1	2	136.1	152	67	53	10	4	28	82	7	1	.285
Van Steensel, Todd	1	0	1.52	16	0	0	0	1	23.2	15	4	4	0	0	15	26	3	0	.181
Wheeler, Jason	6	5	2.51	13	13	1	1	0	79.0	77	31	22	2	1	19	57	2	0	.253
Wimmers, Alex	3	3	4.04	18	7	0	0	0	62.1	71	44	28	2	3	25	70	3	2	.284
<b>TEAM TOTAL</b>	<b>82</b>	<b>57</b>	<b>3.34</b>	<b>139</b>	<b>139</b>	<b>10</b>	<b>16</b>	<b>37</b>	<b>1208.1</b>	<b>1214</b>	<b>544</b>	<b>449</b>	<b>60</b>	<b>46</b>	<b>377</b>	<b>936</b>	<b>65</b>	<b>6</b>	<b>.261</b>

## TWINS 2014 FULL SEASON LEADERS

### Rochester - New Britain - Ft. Myers - Cedar Rapids

#### BATTING

AVG	Levi Michael, Ft Myers/New Britain	.313
G	Reynaldo Rodriguez, New Britain/Rochester	136
AB	Jorge Polanco, Ft. Myers/New Britain	524
R	Chad Christensen, Cedar Rapids	84
H	Jorge Polanco, Ft. Myers/New Britain	151
TB	Reynaldo Rodriguez, New Britain/Rochester	244
2B	Reynaldo Rodriguez, New Britain/Rochester	37
3B	Jason Kanzler, Ft. Myers/Cedar Rapids	7
HR	Adam Brett Walker, Ft. Myers	25
RBI	Adam Brett Walker, Ft. Myers	94
BB	Travis Harrison, Ft. Myers	64
SO	Adam Brett Walker, Ft. Myers	156
SB	Niko Goodrum, Ft. Myers	35
SLG	Reynaldo Rodriguez, New Britain/Rochester	.495
OBP	Mitch Garver, Cedar Rapids	.399

#### PITCHING

W	Tyler Duffey, Ft. Myers/New Britain/Rochester	13
L	Ryan Eades, Cedar Rapids	11
ERA	Todd Van Steensel, Cedar Rapids/Ft. Myers	1.39
G	Ryan O'Rourke, New Britain/Rochester	51
GS	Alex Meyer, Rochester	27
CG	Virgil Vasquez, New Britain/Rochester	4
SV	Lester Oliveros, New Britain/Rochester	18
IP	Jason Wheeler, Ft. Myers/New Britain/Rochester	158.1
BB	Kris Johnson, Rochester	55
SO	Alex Meyer, Rochester	153

QUALIFICATIONS: Batters (350-plus at-bats), Pitchers (100.0-plus innings)





# SINGLE-A CEDAR RAPIDS

## CEDAR RAPIDS KERNELS

Midwest League - Single-A (3rd year)

Cedar Rapids Kernels 2014 Record: 73-67

(1st Half: 6th; 2nd Half: 2nd; Overall: 2nd)

950 Rockford Road SW

Cedar Rapids, Iowa 52404

(319) 363-3887

FAX: (319) 363-5631

President ..... Greg Seyfer  
Chief Executive Officer ..... Doug Nelson  
General Manager ..... Scott Wilson  
Media Relations/Play-by-Play Radio ..... Morgan Hawk

Baseball Communications ..... Andrew Pantini  
Stadium ..... Veterans Memorial Stadium  
Capacity ..... 5,300  
Manager ..... Jake Mauier  
Pitching Coach ..... Henry Bonilla  
Hitting Coach ..... Tommy Watkins  
Trainer ..... Curtis Simondet



**JAKE MAUIER**  
MANAGER

Named manager 12/10/12...born December 20, 1978...wife, Rachel...daughter, Lauren Joann, and sons, Jake William and Andrew Joseph...resides in Shoreview, MN...begins his third season as manager of Cedar Rapids and eighth season as a manager in the organization...managed Ft. Myers from

2010-12 and the GCL Twins from 2008-09...led the GCL Twins to a wild card victory in 2008 and won the South Division in 2009...was a coach for the GCL Twins from 2006-07...was a 23rd round draft pick by the Twins in the 2001 First-Year Player Draft...played five seasons in Twins minor league system...attended the University of St. Thomas in St. Paul, MN...brother of Twins first baseman Joe Mauier...brother Bill signed with the Twins as a free agent in 2003 and played parts of three seasons in the Twins minor league system.

### RECORD AS MANAGER

Year	Club	League	W	L	Pct.	Finish (Div/Overall)
2008	GCL Twins	Gulf Coast	35	21	.625	2nd/won wild card
2009	GCL Twins	Gulf Coast	34	21	.618	1st in division
2010	Ft. Myers	Florida State	64	75	.464	4th/9th
2011	Ft. Myers	Florida State	63	76	.453	5th/10th
2012	Ft. Myers	Florida State	60	75	.444	4th/9th
2013	Cedar Rapids	Midwest League	88	50	.638	1st/1st
2014	Cedar Rapids	Midwest League	73	67	.521	2nd/4th

Minor League Totals 357 310 .535

### POSTSEASON PLAY

Year	Club	League	W	L	Pct.	Finish
2008	GCL Twins	Gulf Coast	0	1	.000	Lost in semi's to Nationals
2009	GCL Twins	Gulf Coast	0	1	.000	Lost in semi's to Nationals
2013	Cedar Rapids	Midwest League	0	2	.000	Lost in semi's to Quad Cities
2014	Cedar Rapids	Midwest League	2	3	.400	Lost in semi's to Kane County


Postseason Totals 2 7 .222



**TOMMY WATKINS**  
HITTING COACH

Born June 18, 1980...resides in Ft. Myers, FL...begins his sixth season as a coach in the Twins organization...was selected by Minnesota in the 38th round of the 1998 First-Year Player Draft from Riverdale High School in Florida...played 12 seasons in the Twins organization and appeared in nine games for the Twins in 2007, playing

a majority at third base prior to being disabled with a lower abdominal strain in late August...hit .248 with 134 doubles, 31 home runs, 290 RBI and 426 runs scored in the Twins minor league system from 1998-2009.



**HENRY BONILLA**  
PITCHING COACH

Born August 16, 1978 in San Salvador, El Salvador...wife, Leslie...son, Daylen...resides in Greensboro, NC...begins his fourth season as a coach at the professional level and first with Single-A Cedar Rapids after spending the previous three in the same position with Rookie Elizabethton...spent 2012 as a pitching coach for the GCL Twins...pitched in

10 minor league seasons, including seven with Minnesota (2000-06), two with the Los Angeles Angels (2007-08) and one with the Los Angeles Dodgers (2009)...went 41-50, 4.23 ERA (676.1 IP, 318 ER) with 415 strikeouts and 209 walks during his time in the Twins organization...played in the Midwest League All-Star Game in 2001 for Quad Cities and later named to Midwest League Postseason All-Star team...selected in the eighth round of the 2000 First-Year Player Draft by Minnesota...1996 graduate of Galena (NV) High School...attended Lassen (CA) CC and Tulane (LA) University.

## MINOR LEAGUE TRAINERS

Head Minor League Trainer/Rehab Coordinator ..... Chad Jackson  
Rochester Red Wings ..... Larry Bennese  
Chattanooga Lookouts ..... Chris Johnson  
Ft. Myers Miracle ..... Alan Rail

Cedar Rapids Kernels ..... Curtis Simondet  
Elizabethton Twins ..... Stephen Taylor  
GCL Twins ..... Axel Lopez



# 2014 CEDAR RAPIDS FINAL STATISTICS

PLAYER	AVG	G	AB	R	H	2B	3B	HR	RBI	SF	SH	HB	BB	SO	SB	CS	E	OBP
Altobelli, Bo	.224	44	143	22	32	8	0	1	5	0	2	7	13	22	0	0	5	.319
Avila, Carlos	.333	3	9	0	3	1	0	0	2	0	0	0	2	2	0	0	1	.455
Christensen, Chad	.272	127	492	84	134	24	7	9	73	6	2	11	42	133	30	5	7	.339
Garver, Mitch	.298	120	430	65	128	29	1	16	79	1	0	12	61	65	7	5	10	.399
Granite, Zack	.291	21	79	9	23	2	2	0	2	1	1	0	4	8	1	4	0	.321
Haar, Bryan	.267	108	401	46	107	20	5	14	63	5	0	3	30	127	1	2	17	.319
Hinojosa, Jonathan	.341	20	85	16	29	2	4	1	15	0	2	0	5	20	2	2	8	.378
Kanzler, Jason	.286	84	315	48	90	8	8	9	48	2	1	8	16	105	15	7	3	.334
Larson, Zack	.265	41	151	19	40	11	0	1	20	1	2	4	10	35	4	0	2	.325
Licon, Joel	.201	43	134	10	27	4	0	0	8	1	2	2	17	39	3	1	7	.299
Mauer, Joe	.400	4	15	2	6	0	0	0	1	0	0	0	0	1	0	0	0	.400
Murphy, Jon	.207	47	145	12	30	5	0	1	9	1	2	0	20	49	4	3	1	.301
Murphy, Max	.242	32	124	15	30	7	0	4	15	0	0	5	8	40	1	1	1	.314
Pineda, Jeremias	.163	15	49	7	8	0	1	1	6	0	0	1	6	18	4	1	0	.268
Quesada, Michael	.205	60	200	22	41	13	0	4	26	2	2	2	22	47	1	1	4	.288
Santý, Bryan	.204	15	54	5	11	3	0	2	9	0	1	1	3	9	0	0	1	.259
Swim, Alex	.311	63	238	27	74	9	0	0	31	2	1	1	15	26	0	2	4	.352
Thomas, Ivory	.163	36	80	14	13	1	0	2	8	1	1	2	37	39	3	1	3	.433
Vavra, Tanner	.258	81	279	39	72	14	1	1	22	0	11	11	26	69	7	3	9	.345
Vielma, Engelb	.266	112	418	63	111	13	4	1	33	5	5	3	28	71	10	6	18	.313
Wade, Logan	.233	75	279	36	65	12	4	7	38	3	3	0	16	64	4	7	13	.272
Walker, Ryan	.239	76	268	38	64	8	4	0	24	5	1	1	23	60	9	3	10	.296
Williams, J.D.	.245	75	261	34	64	19	4	3	30	2	1	5	29	71	7	2	3	.330
TEAM TOTAL	.259	140	4649	633	1202	213	45	77	567	38	40	79	433	1120	113	56	153	.330

PITCHER	W	L	ERA	G	GS	CG	SH	SV	IP	H	R	ER	HR	HB	BB	SO	WP	BK	BAA
Batts, Mat	2	0	2.20	6	5	0	0	0	28.2	21	8	7	1	1	3	34	0	0	.208
Bixler, Brandon	7	4	2.68	41	0	0	0	0	74.0	49	25	22	2	1	37	77	9	0	.191
Boyd, Hudson	4	4	4.34	44	0	0	0	7	58.0	52	32	28	5	3	31	45	7	0	.240
Burdi, Nick	0	0	4.15	13	0	0	0	4	13.0	8	6	6	0	0	8	26	2	0	.174
Eades, Ryan	10	11	5.14	26	25	1	1	0	133.0	147	85	76	11	10	50	98	13	0	.285
Gallant, Dallas	2	1	0.64	21	0	0	0	5	28.0	12	3	2	0	1	9	46	1	0	.125
Gilbert, Brian	1	0	0.90	6	0	0	0	0	10.0	5	1	1	0	1	2	12	3	0	.135
Gonsalves, Stephen	2	3	3.19	8	8	0	0	0	36.2	31	17	13	1	2	11	44	1	0	.228
Hu, Chih-Wei	7	2	2.29	10	9	0	0	0	55.0	40	20	14	0	1	13	48	0	0	.201
Jorge, Felix	2	5	9.00	12	8	0	0	0	39.0	57	40	39	9	2	20	23	5	0	.354
Landa, Yorman	3	1	2.88	13	0	0	0	0	25.0	18	9	8	1	6	13	30	2	0	.200
Mazza, Chris	4	4	2.79	25	0	0	0	0	48.1	47	16	15	1	1	11	62	4	0	.254
Mildren, Ethan	3	5	4.03	14	13	0	0	0	73.2	78	35	33	6	5	16	54	3	1	.277
Montanez, Josue	2	4	6.67	24	6	0	0	0	56.2	63	50	42	2	4	27	58	1	3	.275
Muren, Alex	3	1	2.89	29	0	0	0	1	56.0	47	19	18	2	2	8	44	2	0	.232
Nolasco, Ricky	0	0	2.89	2	2	0	0	0	9.1	10	3	3	1	0	1	8	0	0	.278
Penilla, Derrick	1	2	5.64	7	3	0	0	0	22.1	25	16	14	4	0	10	22	0	1	.287
Peterson, Brandon	1	0	0.71	9	0	0	0	3	12.2	9	1	1	0	0	2	19	1	0	.196
Powell, Christian	0	1	7.56	10	0	0	0	0	16.2	20	15	14	0	1	16	17	5	0	.294
Reed, Jake	3	0	0.36	16	0	0	0	5	25.0	10	2	1	0	1	3	31	0	0	.116
Romero, Fernando	0	0	3.00	3	3	0	0	0	12.0	13	4	4	1	0	5	9	2	0	.289
Rosario, Randy	0	1	5.40	3	3	0	0	0	11.2	15	9	7	2	0	8	4	2	0	.333
Slegers, Aaron	7	7	4.53	20	20	1	0	0	113.1	118	66	57	7	7	20	90	11	1	.268
Stewart, Kohl	3	5	2.59	19	19	0	0	0	87.0	75	36	25	4	7	24	62	6	0	.233
Sulbaran, Miguel	0	0	0.00	1	0	0	0	0	1.0	1	1	0	0	0	0	1	0	0	.200
Thorpe, Lewis	3	2	3.52	16	16	0	0	0	71.2	62	37	28	7	5	36	80	8	1	.232
Van Steensel, Todd	0	0	1.30	23	0	0	0	8	34.2	23	5	5	4	4	9	45	2	0	.189
Wilson, Jared	3	4	2.95	32	0	0	0	0	58.0	46	26	19	6	5	25	56	10	0	.219
TEAM TOTAL	73	67	3.73	140	140	2	9	33	1210.1	1102	587	501	77	70	418	1145	100	7	.243

MINOR LEAGUES

## TWINS SCOUTING & MINOR LEAGUE DIRECTORS

### Scouting Directors

Deron Johnson	2008-present
Mike Radcliff	1994-2007
Larry Corrigan	1992-93
Terry Ryan	1986-91
George Brophy	1970-85
Sherry Robertson	1961-69

### Minor League Directors

Brad Steil	2013-present
Jim Rantz	1986-2012
George Brophy	1970-85
Sherry Robertson	1961-69





# ROOKIE ELIZABETHTON

## ELIZABETHTON TWINS

Appalachian League - Rookie (42nd year)  
E-Twins 2014 Record: 38-30 (1st place)

136 South Sycamore Street  
Elizabethton, TN 37643  
(423) 547-6441  
FAX: (423) 547-6442

President ..... Harold Mains  
General Manager ..... Mike Mains  
Stadium ..... Joe O'Brien Field  
Capacity ..... 2,500

Manager ..... Ray Smith  
Pitching Coach ..... Luis Ramirez  
Hitting Coach ..... Jeff Reed  
Trainer ..... Stephen Taylor



**RAY SMITH**  
MANAGER

Named manager 1/28/02, replacing Rudy Hernandez...born September 18, 1955...wife, Shelly...daughter, Hannah...resides in Johnson City, TN...begins 22nd season overall as Elizabethton manager and 29th season on the E-town staff...led the 2014 E-Twins to his 13th postseason as manager, losing in the first round to Johnson City...led the E-Twins to the Appy League playoffs for 11 consecutive seasons 1992-2012...won his sixth Appy League title in 2012 and has led the club to the finals 11 times...won his first Appalachian League championship in 1989, followed by Appy League championships in 2003, 05, 07 and 08...named Rookie League Manager of the Year by *Baseball America* in 2005 after Elizabethton won the Appy League Championship, and again in 2006...was also named Appalachian League Manager of the Year in four consecutive seasons from 1989-92...signed with Twins as an undrafted free agent in 1977 and advanced to major leagues in 1981...graduate of the University of Oregon.

### RECORD AS MANAGER

Year	Club	League	W	L	Pct.	Finish
1987	Elizabethton	Appalachian	30	39	.435	2nd
1988	Elizabethton	Appalachian	35	37	.471	4th
1989	Elizabethton	Appalachian	47	21	.691	1st
1990	Elizabethton	Appalachian	51	16	.761	1st
1991	Elizabethton	Appalachian	39	29	.574	3rd
1992	Elizabethton	Appalachian	49	17	.742	1st
1993	Elizabethton	Appalachian	37	30	.552	1st
1994	Elizabethton	Appalachian	36	30	.545	2nd
2002	Elizabethton	Appalachian	37	30	.552	2nd
2003	Elizabethton	Appalachian	42	24	.636	1st
2004	Elizabethton	Appalachian	38	29	.567	2nd
2005	Elizabethton	Appalachian	48	19	.716	1st
2006	Elizabethton	Appalachian	42	26	.618	1st
2007	Elizabethton	Appalachian	50	18	.735	1st
2008	Elizabethton	Appalachian	41	25	.621	1st
2009	Elizabethton	Appalachian	45	32	.584	1st
2010	Elizabethton	Appalachian	41	25	.621	2nd
2011	Elizabethton	Appalachian	42	26	.618	2nd
2012	Elizabethton	Appalachian	43	22	.662	1st
2013	Elizabethton	Appalachian	37	31	.544	3rd
2014	Elizabethton	Appalachian	38	30	.559	1st
Minor League Totals			866	556	.609	

### POSTSEASON PLAY

Year	Club	League	W	L	Pct.	Finish
1989	Elizabethton	Appalachian	2	0	1.000	Beat Pulaski 2-0 in finals
1992	Elizabethton	Appalachian	1	2	.000	Lost 2-1 to Bluefield in finals
1993	Elizabethton	Appalachian	0	2	.000	Lost 2-0 to Burlington in finals
2003	Elizabethton	Appalachian	2	1	.667	Beat Martinsville 2-1 in finals
2005	Elizabethton	Appalachian	2	1	.667	Beat Danville 2-1 in finals
2006	Elizabethton	Appalachian	1	2	.333	Lost 2-1 to Danville in finals
2007	Elizabethton	Appalachian	2	0	1.000	Beat Danville 2-0 in finals
2008	Elizabethton	Appalachian	2	0	1.000	Beat Pulaski 2-0 in finals
2009	Elizabethton	Appalachian	0	2	.000	Lost to Danville 2-0 in finals
2010	Elizabethton	Appalachian	0	2	.000	Lost to Johnson City 2-0 in finals
2011	Elizabethton	Appalachian	1	2	.333	Lost to Bluefield 2-1 in 1st rd.
2012	Elizabethton	Appalachian	4	2	.667	Beat Burlington 2-1 in finals
2014	Elizabethton	Appalachian	1	2	.333	Lost to Johnson City 2-1 in semi's
Postseason Totals			18	18	.500	



**LUIS RAMIREZ**  
PITCHING COACH

Born June 20, 1973...resides in Valencia, VZ...begins first season as pitching coach for Elizabethton...spent two seasons as a coach for the GCL Twins from 2013-14...spent 2006-13 as the pitching coordinator for the Twins Venezuelan Academy...also coaches in the Venezuelan Winter League for Tigres de Aragua since 2006...was a Caribbean

World Series bullpen coach for the Tigres four times...played 15 seasons of professional baseball in the United States, Venezuela, Colombia and Taiwan.



**JEFF REED**  
HITTING COACH

Born November 12, 1962...wife Karen...son Lance and daughters Lynzie and Lacie...resides in Elizabethton, TN...begins 14th season as coach at Elizabethton...member of Cincinnati's World Championship team in 1990...hit first major league home run June 4, 1986 off Toronto's Jim Acker...had first major league hit April 6, 1984 off Baltimore's Mike

Boddicker...selected by Minnesota in first round (12th overall) of the 1980 First-Year Player Draft...traded to Montreal along with pitchers Al Cardwood, Neal Heaton and Yorkis Perez in exchange for catcher Tom Nieto and pitcher Jeff Reardon February 3, 1987...brother Curt was a minor league outfielder in the San Diego and Chicago-NL organizations.



# 2014 ELIZABETHTON FINAL STATISTICS

PLAYER	AVG	G	AB	R	H	2B	3B	HR	RBI	SF	SH	HB	BB	SO	SB	CS	E	OBP
Deol, Dutch	.181	32	105	7	19	3	0	0	8	1	0	1	11	29	0	0	2	.263
Diemer, Austin	.227	55	203	26	46	6	0	2	12	0	1	12	11	53	10	2	4	.305
Doe, Brett	.207	23	58	7	12	3	1	1	5	0	0	5	4	13	0	0	5	.313
English, Tanner	.316	32	114	20	36	5	2	3	16	0	2	7	18	27	5	1	1	.439
Fernandez, Jorge	.321	33	109	13	35	6	2	1	25	2	0	0	8	23	1	1	2	.361
Gordon, Nick	.294	57	235	46	69	6	4	1	28	4	0	5	11	45	11	7	8	.333
Hinojosa, Jonathan	.247	32	97	15	24	1	2	0	8	2	0	0	7	22	2	0	10	.292
Hurt, Will	.235	25	68	7	16	0	0	0	5	1	0	0	7	26	0	1	1	.303
Kelly, Pat	.242	39	128	16	31	7	1	0	7	1	0	1	8	36	4	0	4	.290
Kuresa, Tyler	.298	46	161	28	48	14	0	5	44	4	0	3	21	28	1	1	3	.381
Mautner, Tyler	.210	45	162	19	34	13	0	5	25	1	0	9	14	41	0	1	10	.306
Murphy, Max	.378	35	119	34	45	7	2	10	26	4	0	6	22	34	4	0	1	.483
Navarro, Brian	.194	31	108	16	21	8	1	3	15	1	0	0	7	33	0	0	0	.241
Pineda, Jeremias	.237	58	232	39	55	6	3	1	15	0	2	3	21	64	23	6	2	.309
Real, Alex	.284	28	88	9	25	5	0	1	11	2	0	2	4	23	1	1	2	.323
Schmit, Blake	.162	22	74	9	12	1	0	0	4	1	1	2	7	12	1	2	9	.250
Vavra, Trey	.319	50	185	32	59	20	1	1	34	1	0	5	18	37	1	2	5	.392
White, T.J.	.294	5	17	2	5	1	0	0	1	0	0	0	4	2	0	0	3	.429
<b>TEAM TOTAL</b>	<b>.262</b>	<b>68</b>	<b>2263</b>	<b>345</b>	<b>592</b>	<b>112</b>	<b>19</b>	<b>34</b>	<b>289</b>	<b>25</b>	<b>6</b>	<b>61</b>	<b>203</b>	<b>548</b>	<b>64</b>	<b>25</b>	<b>88</b>	<b>.335</b>

PITCHER	W	L	ERA	G	GS	CG	SH	SV	IP	H	R	ER	HR	HB	BB	SO	WP	BK	BAA
Batts, Mat	2	0	2.05	4	4	0	0	0	22.0	15	5	5	2	1	3	24	0	0	.203
Booser, Cameron	1	5	2.01	19	0	0	0	2	31.1	28	22	7	0	2	14	42	5	1	.231
Burris, Josh	0	0	1.29	4	0	0	0	0	7.0	5	1	1	0	0	1	9	0	0	.192
Cederoth, Michael	4	2	3.55	11	10	0	0	0	45.2	41	26	18	1	7	18	42	7	0	.227
Clay, Samuel	2	1	5.59	19	0	0	0	0	29.0	35	20	18	0	4	17	44	10	1	.285
Curtiss, John	2	1	2.30	9	6	0	0	0	31.1	33	8	8	1	0	7	41	3	0	.273
Gibbons, Sam	4	5	3.88	12	12	0	0	0	65.0	63	29	28	3	2	18	63	2	0	.259
Gonsalves, Stephen	2	0	2.79	6	6	0	0	0	29.0	23	12	9	1	1	10	26	1	1	.225
Hildenberger, Trevor	0	0	0.00	1	0	0	0	0	1.0	0	0	0	0	0	0	2	0	0	.000
Hu, Chih-Wei	1	0	1.69	3	3	0	0	0	16.0	7	3	3	0	1	2	16	0	1	.127
Irby, C.K.	1	1	1.35	19	0	0	0	2	33.1	26	8	5	0	2	13	51	0	0	.206
Jorge, Felix	4	2	2.59	12	12	2	1	0	66.0	58	20	19	2	4	14	61	4	0	.237
LeBlanc, Randy	1	3	2.70	17	2	0	0	1	36.2	40	20	11	1	5	4	34	7	0	.278
Lo, Kuo Hua	3	0	3.69	19	1	0	0	0	31.2	27	14	13	1	2	10	37	3	0	.229
Montanez, Josue	2	2	3.60	10	0	0	0	0	15.0	17	8	6	0	0	4	21	4	0	.266
Penilla, Derrick	5	4	4.53	13	11	0	0	0	51.2	59	30	26	2	3	10	50	4	1	.288
Poulson, Brandon	0	1	8.59	6	1	0	0	0	7.1	7	7	7	1	1	13	9	2	0	.250
Reed, Jake	0	0	0.00	4	0	0	0	3	6.0	1	0	0	0	0	0	8	0	0	.053
Rodriguez, Dereck	2	2	1.05	17	0	0	0	5	25.2	19	6	3	0	3	8	19	1	0	.211
Steele, Keaton	2	1	2.93	19	0	0	0	0	30.2	30	12	10	1	0	9	33	6	0	.254
Tillery, Zach	0	0	3.00	1	0	0	0	0	3.0	2	1	1	0	0	0	2	0	1	.182
<b>TEAM TOTAL</b>	<b>38</b>	<b>30</b>	<b>3.00</b>	<b>68</b>	<b>68</b>	<b>2</b>	<b>14</b>	<b>13</b>	<b>584.1</b>	<b>536</b>	<b>252</b>	<b>195</b>	<b>16</b>	<b>38</b>	<b>175</b>	<b>634</b>	<b>59</b>	<b>6</b>	<b>.242</b>

## TWINS FARM CLUBS YEAR-BY-YEAR OVERALL RECORDS

Year	Affiliates	Won	Lost	Pct.	Year	Affiliates	Won	Lost	Pct.	Year	Affiliates	Won	Lost	Pct.			
1961	7	436	457	.488	1980	5	322	310	.509	1999	6	342	347	.496			
1962	7	417	444	.484	1981	5	329	296	.526	2000	6	367	317	.537			
1963	7	426	458	.482	1982	5	304	326	.483	2001	6	368	312	.541			
1964	7	365	493	.426	1983	5	316	317	.499	2002	6	368	313	.540			
1965	8	508	426	.544	1984	5	329	299	.524	2003	6	343	339	.503			
1966	8	489	432	.531	1985	5	319	317	.502	2004	6	341	338	.502			
1967	8	488	390	.556	1986	5	290	340	.460	2005	6	364	316	.535			
1968	8	483	405	.544	1987	5	285	350	.449	2006	6	355	309	.535			
1969	8	410	463	.470	1988	6	336	299	.529	2007	6	382	307	.554			
1970	8	416	455	.478	1989	6	364	326	.528	2008	6	362	319	.532			
1971	8	444	425	.511	1990	6	375	316	.543	2009	6	358	328	.522			
1972	7	423	446	.487	1991	6	334	349	.489	2010	6	303	378	.445			
1973	6	382	363	.513	1992*	6	360	319	.530	2011	6	372	387	.490			
1974	5	347	264	.568	1993	6	342	338	.503	2012	6	360	326	.525			
1975	5	349	268	.566	1994	6	343	340	.502	2013	6	411	345	.544			
1976	5	320	301	.515	1995	6	347	328	.514	2014	6	409	354	.536			
1977	5	304	323	.485	1996	6	357	329	.520	<b>TOTALS</b>					<b>19,861</b>	<b>18,878</b>	<b>.513</b>
1978	5	356	273	.566	1997	6	357	330	.520	* Does not include Miracle (Co-Op team)							
1979	5	306	316	.492	1998	6	378	312	.548								





# GULF COAST LEAGUE

## GULF COAST LEAGUE TWINS

Gulf Coast League - Rookie (26th year)  
GCL Twins 2014 Record: 23-37 (4th place)

14110 Six Mile Cypress Parkway  
Ft. Myers, FL 33912  
(239) 533-7640  
FAX: (239) 485-2448

Stadium ..... CenturyLink Sports Complex  
Manager ..... Ramon Borrego  
Hitting Coach ..... Riccardo Ingram

Pitching Coach ..... J.P. Martinez  
Pitching Coach ..... Virgil Vasquez  
Coach ..... Brian Dinkelman  
Coach ..... Javier Valentin  
Trainer ..... Axel Lopez  
Strength and Conditioning Coach ..... Kirby Retzer



**RAMON BORREGO**  
MANAGER

Named manager 7/7/10, replacing Chris Heintz...born June 7, 1978 in Maracay, VZ...resides in Mariara, Carabobo, VZ...begins his fifth season as manager of the GCL Twins and sixth overall season with the club after coaching GCL in 2010...was the field manager of the Twins Dominican

RECORD AS MANAGER						
Year	Club	League	W	L	Pct.	Finish
2009	DSL Twins	DR Academy	46	23	.667	3rd in division
2011	GCL Twins	Gulf Coast	31	29	.517	2nd in division
2012	GCL Twins	Gulf Coast	33	27	.550	2nd in division
2013	GCL Twins	Gulf Coast	33	27	.550	3rd in division
2014	GCL Twins	Gulf Coast	23	37	.383	4th in division
Minor League Totals			166	143	.537	

Republic Baseball Academy in 2009...was the coach of the Twins Venezuelan Baseball Academy from 2004-08...was a player in the Twins organization from 1996-2002...originally signed by Minnesota as an undrafted free agent October 9, 1995.



**VIRGIL VASQUEZ**  
PITCHING COACH

Born June 7, 1982 in Santa Barbara, CA...beginning his first season as pitching coach for GCL Twins...ended his playing career with the Twins as a pitcher with Double-A New Britain and Triple-A Rochester in 2014...selected by the Tigers in the seventh round of the 2003 First-Year Player Draft out of UC Santa Barbara...signed by the Twins as a minor league free agent

December 11, 2012 and played two seasons between Double-A and Triple-A...played seven seasons in the minor leagues going 100-86, 4.23 ERA (1627.0 IP, 765 ER)...spent parts of two seasons in the majors with Detroit (2007) and Pittsburgh (2009), going 2-6, 6.60 ERA (61.1 IP, 45 ER) in 19 appearances (10 starts).



**J.P. MARTINEZ**  
PITCHING COACH

Born June 8, 1982 in Metairie, LA...resides in Metairie, LA...begins first season as coach in Twins system...spent last two years as head coach at Pope John Paul II High School in Slidell, LA...drafted by Twins in ninth round of 2004 First-Year Player Draft and played five seasons in the Twins organization from 2004-07 and in Baltimore's organization in 2008.



**JAVIER VALENTIN**  
COACH

Born September 19, 1975 in Manati, PR...resides in Manati, PR...is the younger brother of former major league infielder Jose Valentin...begins first season as coach for GCL Twins...drafted by the Twins in the third round of 1993 First-Year Player Draft from Manati, Puerto Rico...played 17 seasons of professional baseball and 10 in the majors, including four with the Twins from 1997-2002, one with Tampa Bay in 2003 and five with Cincinnati from 2004-09.



**RICCARDO INGRAM**  
HITTING COACH

Born September 10, 1966...wife, Allison...daughters, Kacey and Kristen...resides in Lilburn, GA...returns for his 18th season in the organization, his third as coach for the GCL Twins...spent the previous three seasons as Triple-A and Double-A hitting instructor...was a coach at Rochester from 2008-09...spent 2007 managing

New Britain, 2006 managing Ft. Myers and 2004 managing GCL Twins...coach at New Britain (2003), Ft. Myers (2000-02), Quad City (1999) and Ft. Wayne (1998)...ended playing career as an outfielder following the 1996 season...selected by Detroit in fourth round of the 1987 First-Year Player Draft out of Georgia Tech...played seven seasons in Detroit organization, 1988-94...played for Salt Lake in Minnesota's organization in 1995...made appearances in major leagues for Detroit in 1994 and Minnesota in 1995.



**BRIAN DINKELMAN**  
COACH

Born November 10, 1983 in Centralia, IL...resides in Centralia, IL...begins first season as coach for GCL Twins...drafted by Twins in eighth round of 2006 First-Year Player Draft out of McKendree University (IL)...played eight seasons in the Twins organization from 2006-13, including 23 games in 2011 for Minnesota where he hit .301 (22-for-73) with a double and four RBI.



# 2014 GCL TWINS FINAL STATISTICS

PLAYERS	AVG	G	AB	R	H	2B	3B	HR	RBI	SF	SH	HB	BB	SO	SB	CS	E	OBP
Baez, Dubal	.281	40	121	21	34	6	0	0	9	0	4	3	10	20	12	5	2	.351
Barrie, Jack	.205	25	73	1	15	2	0	0	4	0	0	1	7	26	2	1	2	.284
Davis, Tyree	.087	38	103	11	9	2	2	0	3	0	0	2	14	43	7	1	3	.210
Encarnacion, Frank	.198	26	81	3	16	3	0	0	3	0	2	1	4	23	6	2	3	.244
Gonzalez, Roberto	.233	13	43	3	10	3	0	0	6	0	0	0	5	19	4	1	2	.313
Granite, Zack	.214	4	14	4	3	0	0	0	0	0	0	0	2	4	3	0	0	.313
Guzman, Manuel	.283	47	145	26	41	5	2	0	13	0	4	2	22	19	18	8	7	.385
Larson, Zack	.320	9	25	2	8	1	0	0	3	1	0	0	5	3	1	0	0	.419
Michael, Levi	.308	5	13	1	4	1	0	0	2	2	0	0	2	0	0	1	2	.353
Minier, Amaury	.292	53	171	25	50	11	2	8	33	1	0	4	29	52	2	2	3	.405
Molina, Nelson	.243	45	136	15	33	0	3	0	12	2	4	0	13	19	12	2	9	.305
Montesino, Ariel	.165	43	109	15	18	4	1	0	10	1	1	0	10	24	10	3	5	.233
Ojeda, Gabriel	.169	25	71	4	12	2	0	0	8	0	0	1	8	18	2	1	1	.263
Polanco, Joel	.248	32	117	16	29	6	0	2	14	0	0	2	6	30	4	0	1	.296
Poteete, Jarrard	.220	34	109	6	24	6	0	1	17	0	1	2	9	25	0	0	1	.292
Ramirez, Joel	.176	43	108	16	19	2	0	0	5	1	2	2	12	32	10	2	10	.268
Silva, Rainis	.270	41	152	11	41	9	1	0	20	2	0	0	6	25	0	0	4	.294
Valera, Rafael P	.254	47	138	23	35	8	2	0	14	1	1	5	21	17	13	2	11	.370
Verkerk, Ruar	.147	25	68	7	10	0	0	0	3	0	2	1	5	20	0	2	5	.216
Wade, Logan	.132	10	38	3	5	2	0	0	1	0	0	0	3	8	2	0	1	.195
White, T.J.	.148	8	27	2	4	0	0	0	1	1	0	1	4	4	0	0	6	.273
Wimberly, Corey	.222	6	18	3	4	1	0	0	2	1	0	1	2	3	0	0	0	.318
<b>TEAM TOTAL</b>	<b>.226</b>	<b>60</b>	<b>1880</b>	<b>218</b>	<b>424</b>	<b>74</b>	<b>13</b>	<b>11</b>	<b>183</b>	<b>13</b>	<b>21</b>	<b>28</b>	<b>199</b>	<b>434</b>	<b>108</b>	<b>33</b>	<b>91</b>	<b>.307</b>

PITCHER	W	L	ERA	G	GS	CG	SH	SV	IP	H	R	ER	HR	HB	BB	SO	WP	BK	BAA
Batts, Mat	0	1	0.00	3	1	0	0	0	10.0	4	1	0	0	0	1	9	0	0	.118
Baxendale, D.J.	0	0	0.00	2	1	0	0	0	7.0	1	1	0	0	0	2	8	0	0	.045
Burris, Josh	0	2	4.91	4	2	0	0	0	7.1	7	9	4	0	0	6	8	0	0	.226
Del Rosario, Eduardo	4	1	3.49	17	0	0	0	1	28.1	27	17	11	1	1	9	25	4	2	.237
Easton, Brandon	2	2	2.70	12	10	0	0	0	50.0	48	22	15	2	2	20	46	4	0	.253
Farfan, Onas	0	1	4.80	6	3	0	0	0	15.0	14	8	8	0	1	11	15	3	2	.241
Gonzalez, Miguel	1	2	8.78	5	3	0	0	0	13.1	23	15	13	0	2	2	12	0	0	.371
Guyer, Josh	1	1	5.01	12	8	0	0	0	46.2	51	31	26	2	7	17	26	6	0	.283
Hayden, Zach	0	0	3.38	8	0	0	0	0	5.1	2	6	2	0	2	11	7	5	0	.111
Hernandez, Onesimo	1	3	3.73	-8	7	0	0	0	31.1	29	18	13	1	3	16	35	4	0	.250
Hildenberger, Trevor	1	4	2.57	23	0	0	0	10	28.0	27	12	8	1	1	5	30	0	0	.243
Hurlbut, David	0	1	3.24	3	3	0	0	0	8.1	9	4	3	0	0	2	4	0	0	.265
Jones, Zack	0	0	3.38	6	1	0	0	0	5.1	3	2	2	0	0	4	9	0	0	.158
Liranzo, Wilfredy	0	0	1.04	3	2	0	0	0	8.2	5	1	1	0	0	5	13	2	0	.167
Nordgren, Miles	1	3	2.23	16	1	0	0	3	44.1	48	17	11	0	1	8	20	0	0	.277
Pearce, Callan	1	2	6.04	18	0	0	0	0	25.1	26	17	17	2	4	13	23	3	0	.268
Silva, Jhon	0	0	2.45	12	0	0	0	0	18.1	17	9	5	2	2	7	19	1	0	.254
Tapia, Alexis	5	2	3.20	12	8	0	0	0	45.0	41	18	16	2	5	6	36	4	1	.236
Theofanopoulos, Michael	2	3	4.23	11	5	0	0	0	27.2	35	27	13	2	1	10	30	5	0	.292
Tillery, Zach	2	3	2.31	11	5	0	0	0	35.0	27	11	9	0	2	9	25	3	0	.214
Wagner, Seth	0	1	5.67	18	0	0	0	2	27.0	21	18	17	2	2	16	19	2	0	.223
Zazueta, Leonel	2	2	3.60	8	0	0	0	1	10.0	11	6	4	1	2	7	9	2	0	.262
Zoquiel, Reyson	0	3	10.97	10	0	0	0	0	10.2	11	16	13	0	1	18	5	4	0	.262
<b>TEAM TOTAL</b>	<b>23</b>	<b>37</b>	<b>3.65</b>	<b>60</b>	<b>60</b>	<b>0</b>	<b>3</b>	<b>17</b>	<b>508.0</b>	<b>487</b>	<b>286</b>	<b>206</b>	<b>18</b>	<b>39</b>	<b>205</b>	<b>433</b>	<b>52</b>	<b>5</b>	<b>.249</b>

## PROFESSIONAL DEBUT IN THE TWINS ORGANIZATION

### TWINS 40-MAN ROSTER AND SPRING INVITES WHO MADE THEIR PROFESSIONAL DEBUT IN THE TWINS ORGANIZATION

Player	Pro Debut	Player	Pro Debut	Player	Pro Debut
A.J. Achter	8/23/10 with Elizabethton	Tyler Grimes	6/24/11 with Beloit	Jorge Polanco	5/29/10 with DSL Twins
Oswaldo Arcia	5/31/08 with DSL Twins	Mark Hamburger	7/2/07 with GCL Twins	Taylor Rogers	6/23/12 with Elizabethton
James Beresford	6/20/07 with GCL Twins	Chris Herrmann	6/25/09 with Elizabethton	Dan Rohlfing	6/21/07 with GCL Twins
Jose Berrios	6/29/12 with GCL Twins	Aaron Hicks	6/21/08 with GCL Twins	Eddie Rosario	6/21/10 with GCL Twins
Bryan Buxton	6/22/12 with GCL Twins	Torii Hunter	1993 with GCL Twins	Adrian Salcedo	2008 with DSL Twins
Logan Darnell	7/21/10 with Elizabethton	Max Kepler	6/21/10 with GCL Twins	Miguel Sano	7/5/10 with GCL Twins
Brian Dozier	6/30/09 with GCL Twins	Joe Mauer	7/23/01 with Elizabethton	Danny Santana	5/31/08 with DSL Twins
Brian Duensing	7/5/05 with Elizabethton	Ryan O'Rourke	6/24/10 with Elizabethton	Michael Tonkin	8/3/08 with GCL Twins
Tyler Duffey	7/11/12 with Elizabethton	Glen Perkins	7/6/04 with Elizabethton	Stuart Turner	6/21/13 with Elizabethton
Mitch Garver	6/22/13 with Elizabethton	Josmil Pinto	5/15/06 with VSL Twins	Kennys Vargas	6/23/09 with GCL Twins
Kyle Gibson	4/8/10 with Ft. Myers	Trevor Plouffe	6/21/04 with Elizabethton	Jason Wheeler	4/9/12 with Beloit



# DOMINICAN REPUBLIC BASEBALL ACADEMY

The Twins Dominican Republic will spend its first season of operations at the Las Americas Complex in Boca Chica, DR in 2015. This complex will serve as the Twins interim facility while their new joint academy with the Philadelphia Phillies is built. The Las Americas facility has the capacity to house two teams but will only be home to the Twins in 2015.

The club provides housing and meals for amateur players working out in the Academy program, as well as for its professional players on the Dominican Summer League team. A lower level of the two-story building includes a locker room, weight training room, office and meeting space, laundry, kitchen, a large dining room, recreation room and a dedicated classroom. The second floor features a large dormitory which can accommodate up to 56 players, two large staff rooms and a large game room. Programs are provided year-round to teach English and cultural development to all signed players.

Boca Chica is located 30 minutes east of downtown Santo Domingo and the Twins complex is just 15 minutes from the international airport.

The playing facilities include two full-sized playing fields, an additional field for tryouts, two covered batting tunnels and a six-mound training area for pitchers. The Twins Dominican facility is in full operation from February through early December.

## 2015 DOMINICAN ACADEMY STAFF

Francis (Jimmy) Alvarez	Manager	Ramona Marte	Cleaning/Kitchen
Manuel Santana	Pitching Coach	Adolfo Perez	Clubhouse/Laundry
Ramon Nivar	Hitting Coach	Ramon Perez	Grounds
Juan Carlos Pinto	Strength and Conditioning Coach	Rubensindo Lorenzo	Team Doctor
Carlos Frias	Trainer	Fred Guerrero	Coordinator of Latin America Scouting
Francisco Solano	Administrator	Luis Lajara	Scout - Southwest D.R.
Esther Reyes	Head Cook	Eduardo Soriano	Scout - Santo Domingo
Mercedes Rosario	Kitchen Staff	Manuel Luciano	Scout - Santiago
Ana Maria Martinez	Cleaning/Kitchen	RBI Consulting	Education Provider
Meray Reyes	Cleaning/Cook		

## 2014 DSL FINAL STATISTICS

PLAYER	AVG	G	AB	R	H	2B	3B	HR	RBI	SH	SF	HB	BB	SO	SB	CS	E	OBP
Alvarez, Jhonathan	.211	34	109	14	23	1	1	0	9	0	1	2	20	27	0	2	8	.344
Amarante, Junior	.287	53	181	34	52	5	2	0	17	0	6	4	24	42	22	2	6	.383
Andrade, Jorge	.287	51	174	38	50	5	8	0	18	2	3	4	26	53	22	6	5	.388
Arraez, Luis	.348	31	115	23	40	6	0	0	15	1	1	2	16	9	10	5	4	.433
Diaz, Eugenio	.167	14	48	11	8	0	0	0	6	2	0	4	8	11	0	0	1	.323
Diaz, Lewin	.257	43	144	17	37	13	0	5	27	0	0	4	26	24	0	0	7	.385
Franco, Edwin	.093	19	43	8	4	0	0	0	5	0	0	0	9	16	7	3	5	.250
Hernandez, Francisco	.210	42	119	20	25	0	0	0	13	0	2	3	27	36	7	6	1	.369
Herrera, Edgar	.259	43	139	17	36	2	2	0	15	3	1	1	23	23	5	5	2	.361
Martinez, Carlos	.182	10	33	5	6	1	0	1	3	1	0	1	8	5	3	1	3	.349
Martinez, Luis	.328	23	58	12	19	3	1	0	9	0	0	1	11	11	14	4	1	.443
Molina, Robert	.206	43	141	14	29	7	2	0	11	0	0	2	20	25	3	2	6	.313
Morel, Emmanuel	.240	55	171	34	41	2	3	1	29	3	6	6	19	39	7	2	21	.332
Palacios, Jermaine	.270	49	178	40	48	11	6	0	29	3	2	7	35	37	14	3	11	.404
Parra, Jorge	.260	52	177	31	46	9	3	0	19	3	4	5	23	41	2	1	4	.356
Tapia, Roni	.269	50	197	19	53	15	4	0	26	1	0	1	10	56	0	1	22	.306
Tovar, Antonio	.253	61	194	23	49	6	5	0	32	6	1	3	41	35	9	11	2	.381
Ynfante, Gabriel	.226	39	115	19	26	7	1	0	13	1	1	11	28	25	6	4	12	.419
<b>TEAM TOTAL</b>	<b>.253</b>	<b>70</b>	<b>2336</b>	<b>379</b>	<b>592</b>	<b>93</b>	<b>38</b>	<b>7</b>	<b>296</b>	<b>26</b>	<b>28</b>	<b>61</b>	<b>374</b>	<b>515</b>	<b>131</b>	<b>58</b>	<b>147</b>	<b>.367</b>

PITCHER	W	L	ERA	G	GS	CG	SH	SV	IP	H	R	ER	HR	HB	BB	SO	WP	BK	BAA
Aponte, Carlos	3	4	2.89	23	0	0	0	2	43.2	37	18	14	2	7	24	26	6	0	.237
Balbuena, Erick	1	2	7.17	17	0	0	0	1	21.1	15	25	17	0	4	23	22	16	0	.183
Cabrera, Robener	3	3	4.03	15	5	0	0	0	44.2	36	23	20	0	6	17	42	7	0	.228
Gomez, Moises	1	2	2.03	9	5	0	0	0	26.2	26	11	6	1	1	10	30	2	0	.252
Hernandez, Luis	2	4	3.04	17	7	0	0	1	47.1	43	25	16	0	8	27	38	12	0	.238
Herrera, Juan	2	2	3.31	12	1	0	0	3	16.1	14	11	6	2	4	7	8	1	0	.233
Jimenez, Jadison	6	3	2.19	13	13	0	0	0	74.0	51	23	18	0	3	16	56	4	0	.191
Martinez, Jose	2	2	1.91	16	7	0	0	0	56.2	46	22	12	1	5	11	33	3	1	.221
Perez, Randolph	3	0	1.32	16	3	0	0	2	47.2	26	12	7	0	3	19	37	6	0	.163
Quezada, Johan	1	0	3.99	18	0	0	0	0	29.1	13	17	13	0	0	46	38	15	0	.135
Ramirez, Daulin	4	3	5.84	22	0	0	0	3	37.0	33	31	24	0	6	22	35	16	0	.234
Ramirez, Jose	4	0	2.25	14	14	0	0	0	64.0	45	23	16	0	7	33	55	7	0	.204
Ramirez, Williams	4	1	1.81	16	15	0	0	0	74.2	46	31	15	1	3	3	81	12	1	.176
Rosario, Gabriel	1	0	9.82	4	0	0	0	0	7.1	8	9	8	2	0	7	6	3	0	.296
Silva, Argenis	6	1	4.33	22	0	0	0	1	35.1	39	20	17	2	5	16	27	8	0	.285
<b>TEAM TOTAL</b>	<b>43</b>	<b>27</b>	<b>2.98</b>	<b>70</b>	<b>70</b>	<b>0</b>	<b>4</b>	<b>13</b>	<b>626.0</b>	<b>478</b>	<b>301</b>	<b>207</b>	<b>11</b>	<b>62</b>	<b>311</b>	<b>534</b>	<b>118</b>	<b>2</b>	<b>.212</b>

## VENEZUELA BASEBALL ACADEMY

The Twins Venezuela Baseball Academy begins its 21st year in Bejuma, Carabobo, Venezuela. The Twins facilities are among the best in Venezuela, including a 3,000 square foot dormitory and clubhouse building which opened in February 2000. The facilities include two large sleeping rooms, locker room, training and exercise areas, and office space.

The club provides housing and meals to its professional players in a mini-camp prior to spring training and during a Fall Instructional League in October. Amateur players are invited to attend workouts in 30-day programs throughout the season.

## 2015 VENEZUELA ACADEMY STAFF

Asdrubal Estrada	Manager	Edgar Guerra	Administrator
Wladimir Morales	Trainer	Carlos Colmenares	Grounds
Yeni Gonzalez	Cook	Carlos Belisario	Clubhouse/Grounds
Isabel Castellano	Cook	Marlon Nava	Scout - Occidente
Anadith Luna	Cleaning/Kitchen	Juan Padilla	Associate Scout - Oriente
Ramon Martinez	Cleaning/Clubhouse	Franklin Parra	Associate Scout - Valencia
Jose Leon	Coordinator of Scouting	Pablo Torres	Associate Scout - Caracas



# 2015 MINOR LEAGUE SCHEDULES

AAA - ROCHESTER		AA - CHATTANOOGA		A - FT. MYERS		A - CEDAR RAPIDS		R - ELIZABETHTON	
4/9-10	@BUF	4/9-13	@MONT	4/9	@CHAR	4/9-11	@KC	6/23-25	@BLUE
4/11-12	BUF	4/15-19	BIRM	4/10-11	CHAR	4/12-14	BEL	6/26-28	PUL
4/13-15	@SWB	4/20-24	@MISS	4/12	@CHAR	4/15-17	PEO	6/29-7/1	BRIS
4/16-19	@PAW	4/25-29	@TENN	4/13-14	@TAM	4/18-20	@BUR	7/2	@GREEN
4/20-23	@SYR	4/30-5/4	J'VILLE	4/15-16	TAM	4/21-23	@WIS	7/3	GREEN
4/24-26	SYR	5/6-10	JACK	4/17-19	STL	4/24-26	KC	7/4	@GREEN
4/27-30	COL	5/11-15	@BIRM	4/20-22	@PB	4/28-30	@QC	7/5-7	@PRIN
5/1-3	NOR	5/16-20	MONT	4/23-25	@STL	5/1-3	CLI	7/8-10	@KING
5/2-3	NOR	5/21-25	@MOB	4/26-29	P B	5/4-6	@WIS	7/11-13	JC
5/5-7	@IND	5/27-31	BILOXI	4/30	CHAR	5/7-9	@BEL	7/15-17	@DAN
5/8-10	@LOU	6/1-3	TENN	5/1-2	CHAR	5/11-14	PEO	7/18-20	@BURL
5/11-13	TOL	6/4-5	@TENN	5/3	BRAD	5/15-17	QC	7/21-23	PRIN
5/14-17	L VH	6/6-10	@JACK	5/4	@BRAD	5/18-21	@PEO	7/24-26	@KING
5/18-20	DUR	6/11-15	@BIRM	5/5-6	JUP	5/22-25	@BEL	7/27-30	JC
5/21-24	@NOR	6/17-21	J'VILLE	5/7-9	DUN	5/26-28	WIS	7/31-8/2	BURL
5/25-27	@DUR	6/22-24	All-Star Break	5/18	@JUP	5/29-6/1	CLI	8/3-4	@JC
5/29-31	@BUF	6/25-29	@MONT	5/19-20	BRAD	6/3-5	@SB	8/6	@JC
6/2-3	@LHV	7/1-3	BIRM	5/21-24	BREV	6/6-8	@WM	8/7-9	BLUE
6/4-5	PAW	7/4-8	@J'VILLE	5/26-29	@CLEAR	6/10-12	GL	8/10	GREEN
6/6-7	SWB	7/9-13	MISS	5/30-6/1	@STL	6/13-15	LAN	8/11	@GREEN
6/8-10	IND	7/15-19	@BILOXI	6/2	CHAR	6/16-18	BUR	8/12	GREEN
6/11-14	@SWB	7/20-21	MONT	6/3	@CHAR	6/19-21	@CLI	8/13-15	@BRIS
6/16-18	SWB	7/22-23	TENN	6/4	BRAD	6/22-24	All-Star Break	8/16-18	DAN
6/19-21	LOU	7/24-26	@TENN	6/5	BRAD	6/25-28	QC	8/20-22	@PUL
6/22-25	@PAW	7/28-8/1	PENS	6/6	@BRAD	6/29-7/1	@WIS	8/23-25	@GREEN
6/26-28	CHAR	8/2-6	@JACK	6/8-11	DAY	7/2-3	@BUR	8/26	@JC
6/29-7/1	PAW	8/7-11	MOB	6/12	All-Star Break	7/4-5	BUR	8/27-29	KING
7/2-3	@LHV	8/12-16	TENN	6/13	@CHAR	7/6-7	BEL	8/30-9/1	BRIS
7/4-6	LHV	8/18-22	@PENS	6/14	CHAR	7/8-9	@BEL		
7/7-9	BUF	8/23-27	TENN	6/15-18	@DUN	7/10-13	@KC		
7/10-12	@SYR	8/28-9/1	@BIRM	6/20-21	@PB	7/15-17	BUR		
7/13-15	All-Star Break	9/3-7	JACK	6/22-24	STL	7/18-20	@QC		
7/16-19	LHV			6/25	@JUP	7/21-23	WIS		
7/20-23	GWI			6/26	CLEAR	7/24-26	BEL		
7/24-26	@COL			6/27-30	@BREV	7/28-30	@CLI		
7/27-29	@TOL			7/1-3	JUP	7/31-8/2	@KC		
7/31-8/2	SYR			7/4-6	@TAM	8/4-6	DAY		
8/3-6	@GWI			7/7-9	TAM	8/7-9	BG		
8/7-9	@CHAR			7/10-13	LAKE	8/11-13	@LC		
8/10-13	@BUF			7/15-18	@DAY	8/14-16	@FW		
8/14-16	SWB			7/19-21	STL	8/18-20	KC		
8/17-19	BUF			7/22-23	@PB	8/21-23	@CLI		
8/21-23	@SWB			7/24-25	@STL	8/24-26	PEO		
8/24-26	@SYR			7/26-29	P B	8/27-30	KC		
8/27-28	SYR			7/30-8/2	@CHAR	8/30-9/1	@PEO		
8/29-31	PAW			8/4-6	CHAR	9/2-4	@WIS		
9/1-2	SWB			8/7-9	@DUN	9/5-7	CLI		
9/3-4	@PAW			8/10-12	STL				
9/5-7	@LHV			8/13-15	P B				
				8/16	@CHAR				
				8/17-18	CHAR				
				8/19	@CHAR				
				8/20-22	@BRAD				
				8/23-25	JUP				
				8/27-29	BRAD				
				8/30-9/1	@JUP				
				9/3	@CHAR				
				9/4	CHAR				
				9/5	@CHAR				
				9/6	CHAR				

R - GCL TWINS

N/A



## KENNYS VARGAS AND JOSE BERRIOS NAMED 2014 TWINS MINOR LEAGUE PLAYER AND PITCHER OF THE YEAR

First baseman Kennys Vargas was named the 2014 Sherry Robertson Award winner as the Twins minor league Player of the Year and right-handed pitcher Jose Berrios was named the 2014 Jim Rantz Award winner as the Twins minor league Pitcher of the Year.

Vargas began the 2014 season at Double-A New Britain and batted .281 (100-for-356) with 17 doubles, 17 home runs, 63 RBI, 50 runs scored and 43 walks in 97 games with the Rock Cats. He was promoted to the major league club August 1 and hit .288 (57-for-198) with nine doubles, one triple, nine home runs, 38 RBI and 24 runs scored in 47 games with the Twins.

The 6-foot-5, 270-pounder was the Twins minor league Player of the Week in early May, batting .476 (10-for-21) with two doubles, three home runs and seven RBI in seven games with New Britain. Vargas was selected to play in the SiriusXM Futures Game at Target Field over the All-Star break and was also named an Eastern League midseason All-Star.



Berrios began the 2014 season at Single-A Ft. Myers and went 9-3, 1.96 ERA (96.1 IP, 21 ER) allowing 78 hits with 23 walks and 109 strikeouts in 16 starts. He was promoted to Double-A New Britain July 7 and went 3-4, 3.54 ERA (40.2 IP, 16 ER), allowing 33 hits with 12 walks and 28 strikeouts in eight starts. Berrios was placed on the disabled list August 2 with a right shoulder strain and reinstated August 10. He made one start with Triple-A Rochester in late August.

The 6-foot, 187-pounder was a two-time Florida State League Pitcher of the Week in 2014, earning the honors for the weeks ending June 2 and June 23. Additionally, he was named to the Florida State League midseason and postseason All-Star teams. He was second among all Twins minor leaguers in wins (12) and strikeouts (111). Berrios was the starting pitcher for the World Team in the SiriusXM Futures Game at Target Field on July 13, tossing a perfect 1.0 inning with one strikeout.

The Sherry Robertson Award, named in honor of the Twins first farm director, was established in 1970 to recognize the Twins top minor league performer each season. Beginning in 2002, the award began recognizing the Twins minor league Player of the Year while an additional award was created to recognize the Twins Minor League Pitcher of the Year. This award was named in honor of former Twins minor league director and Twins Hall of Famer, Jim Rantz.

### SHERRY ROBERTSON AWARD

Year	Player	Pos	Year	Player	Pos
1970	Mark Wiley	P	1993	LaTroy Hawkins	P
1971	Steve Brye	OF	1994	LaTroy Hawkins	P
1972	Tom Smithson	C	1995	Javier Valentin	C
1973	Craig Kuskic	1B	1996	Todd Walker	3B-2B
1974	Butch Wynegar	C	1997	David Ortiz	1B
1975	Steve Luebber	P	1998	Doug Mientkiewicz	1B
1976	Dan Graham	C	1999	Michael Restovich	OF
1977	Greg Field	P	2000	John Barnes	OF
1978	Steve Douglas	OF	2001	Michael Cuddyer	3B
1979	Steve Green	P	2002	Lew Ford	OF
1980	Bob Konopa	P	2003	Joe Mauer	C
1981	Kent Hrbek	1B	2004	Jason Kubel	OF
1982	Jeff Reed	C	2005	David Winfree	3B
1983	Tim Lefel	2B	2006	Alexi Casilla	IF
1984	Curt Wardle	P	2007	Brian Buscher	3B
1985	Mark Davidson	OF	2008	Ben Revere	OF
1986	Gene Larkin	1B	2009	Ben Revere	OF
1987	Mike Dyer	P	2010	Joe Benson	OF
1988	Pete Delkus	P	2011	Brian Dozier	SS
1989	Paul Sorrento	1B	2012	Oswaldo Arcia	OF
1990	Denny Neagle	P	2013	Byron Buxton	OF
1991	Pat Mahomes	P	2014	Kennys Vargas	1B/DH
1992	Marty Cordova	OF			

### JIM RANTZ AWARD

Year	Player	Pos
2002	J.D. Durbin	RHP
2003	Jesse Crain	RHP
2004	Scott Baker	RHP
2005	Francisco Liriano	LHP
2006	Matt Garza	RHP
2007	Kevin Slowey	RHP
2008	Anthony Slama	RHP
2009	David Bromberg	RHP
2010	Kyle Gibson	RHP
2011	Liam Hendriks	RHP
2012	B.J. Hermesen	RHP
2013	Andrew Albers	LHP
2014	Jose Berrios	RHP



# TWINS 2014 MINOR LEAGUE AWARDS

## SHERRY ROBERTSON MINOR LEAGUE PLAYER OF THE YEAR

Kennys Vargas, 1B/DH, New Britain

## JIM RANTZ MINOR LEAGUE PITCHER OF THE YEAR

Jose Berrios, RHP, Ft. Myers/New Britain/Rochester

### MINOR LEAGUE PLAYER OF THE MONTH

MONTH	NAME	POS	H	AB	AVG	R	RBI	2B	HR	AFFILIATE
April	Mitchell Garver	C	25	78	.321	13	16	7	5	Cedar Rapids
May	Danny Ortiz	OF	40	103	.388	18	23	12	4	New Britain
June	Reynaldo Rodriguez	1B	32	103	.311	21	18	8	6	New Britain
July	Mike Gonzales	1B	29	77	.377	15	20	11	4	FM/New Britain
August	Mitchell Garver	C	28	91	.308	9	13	9	1	Cedar Rapids

### MINOR LEAGUE PITCHER OF THE MONTH

MONTH	NAME	POS	W-L-S	ERA	G/GS	IP	H	R	ER	SO	AFFILIATE
April	Yohan Pino	RHP	4-0-0	1.17	6/2	23.0	12	3	3	27	Rochester
May	Matt Tomshaw	LHP	4-0-0	0.67	4/4	27.0	19	3	2	11	Ft. Myers
June	Jose Berrios	RHP	4-1-0	1.54	6/6	41.0	24	8	7	53	Ft. Myers
July	Chih-Wei Hu	RHP	5-0-0	1.25	6/6	36.0	23	10	5	36	CR/Elizabethton
August	Taylor Rogers	LHP	3-0-0	0.64	5/5	28.0	20	2	2	27	New Britain

### MINOR LEAGUE PLAYER OF THE WEEK

WEEK	NAME	POS	STATISTICS	AFFILIATE
April 11	Mitchell Garver	C	7 G, .400 (8-for-20), 3 2B, 4 HR, 6 RBI, 5 BB, 6 runs	Cedar Rapids
April 18	Yohan Pino	RHP	2 G, 1-0-0, 0.82 ERA (11.0 IP, 1 ER), 4 BB, 9 K	Rochester
April 25	Alex Meyer	RHP	1 G, 0-0-0, 0.00 ERA (6.2 IP), 3 BB, 11 K	Rochester
May 2	Kennys Vargas	1B/DH	7 G, .476 (10-for-21), 2 2B, 3 HR, 7 RBI, 5 BB, 5 runs	New Britain
May 9	Engelb Vielma	SS	7 G, .423 (11-for-26), 2 2B, 3B, 3 RBI, BB, 8 runs	Cedar Rapids
May 16	Reynaldo Rodriguez	1B	6 G, .462 (12-for-26), 3 HR, 6 RBI, BB, 7 runs	New Britain
May 23	Adam Brett Walker	OF	7 G, .345 (10-for-29), 2 2B, 3 HR, 12 RBI, 5 runs	Ft. Myers
May 30	Matt Tomshaw	LHP	1 G, 1-0-0, 0.00 (8.0 IP), 2 BB, 3 K	Ft. Myers
June 6	Jose Berrios	RHP	2 G, 1-0-0, 1.20 (15.0 IP, 2 ER), 22 K	Ft. Myers
June 13	Todd Van Steensel	RHP	3 G, 0-0-2, 0.00 (3.1 IP), 5 K	Cedar Rapids
June 20	D.J. Baxendale	RHP	1 G, 1-0-0, 0.00 (6.0 IP), 5 K	Ft. Myers
June 27	Taylor Rogers	LHP	1 G, 1-0-0, 1.13 (8.0 IP, 1 ER), BB, 11 K	New Britain
July 4	Doug Bernier	INF	7 G, .370 (10-for-27), 2B, 2 HR, 10 RBI, 2 BB, 5 runs	Rochester
July 11	Mike Kvasnicka	OF	7 G, .407 (11-for-27), 2 2B, HR, 5 RBI, 3 runs	New Britain
July 18	Byron Buxton	OF	6 G, .500 (12-for-24), 3B, 2 HR, 4 RBI, 5 BB, 8 runs	Ft. Myers
July 25	Tim Shibuya	RHP	2 G, 1-0-0, 1.29 (14.0 IP, 2 ER), 3 BB, 11 K	Ft. Myers
August 1	Chih-Wei Hu	RHP	2 G, 2-0-0, 0.75 (12.0 IP, 1 ER), 2 BB, 14 K	Cedar Rapids
August 8	Danny Ortiz	OF	6 G, .455 (10-for-22), 3 2B, HR, 5 RBI, 2 BB, 7 runs	Rochester
August 15	Stephen Gonsalves	LHP	1 G, 1-0-0, 0.00 (7.0 IP), 5 K	Cedar Rapids
	Virgil Vasquez	RHP	1 G, 1-0-0, 0.00 (7.0 IP), 2 K	New Britain
August 22	Jake Reed	RHP	3 G, 1-0-2, 0.00 (4.0 IP), 6 K	Cedar Rapids
August 29	Stuart Turner	C	4 G, .462 (6-for-13), 3 2B, HR, 5 RBI, 2 BB, 3 runs	Ft. Myers



### Stuart Turner

Stuart Turner was drafted out of the University of Mississippi in the third round of the 2013 First-Year Player Draft. *Baseball America* named Turner the best defensive catcher in the Twins system in 2013 and 2014.



# TWINS SCOUTING STAFF

Deron Johnson - DeronJohnson@twinsbaseball.com	Director of Scouting
Vern Followell - VernFollowell@twinsbaseball.com	Pro Scouting Coordinator
Amanda Daley - AmandaDaley@twinsbaseball.com	Senior Manager, Scouting and International Administration
Brittany Minder - BrittanyMinder@twinsbaseball.com	Administrative Assistant to Scouting

## SCOUTING SUPERVISORS

Billy Corrigan - BillyCorrigan@twinsbaseball.com	Southeast Supervisor
Sean Johnson - SeanJohnson@twinsbaseball.com	West Coast Supervisor
Mark Quimuyog - MarkQuimuyog@twinsbaseball.com	East Coast Supervisor
Mike Ruth - MikeRuth@twinsbaseball.com	Midwest Supervisor

## SCOUTS

Cary Broder - CaryBroder@twinsbaseball.com	Taiwan
Trevor Brown - TrevorBrown@twinsbaseball.com	Washington, Oregon, Idaho, Alaska, Montana
Taylor Cameron - TaylorCameron@twinsbaseball.com	Central and Southern California
Ken Compton - KenCompton@twinsbaseball.com	Professional Scout
Larry Corrigan - LarryCorrigan@twinsbaseball.com	Professional Scout
J.R. DiMercurio - JRDiMercurio@twinsbaseball.com	Arkansas, Kansas, Missouri, Oklahoma
Brett Dowdy - BrettDowdy@twinsbaseball.com	Northern Florida
Marty Esposito - MartyEsposito@twinsbaseball.com	Texas
Earl Frishman - EarlFrishman@twinsbaseball.com	Special Assignment Scout
Glenn Godwin - GlennGodwin@twinsbaseball.com	Europe and South Africa
Fred Guerrero - FredGuerrero@twinsbaseball.com	Latin American Scouting Coordinator
Bill Harford - BillHarford@twinsbaseball.com	Professional Scout
Bob Hegman - BobHegman@twinsbaseball.com	Professional Scout
David Kim - DavidKim@twinsbaseball.com	Pacific Rim
Wayne Krivsky - WayneKrivsky@twinsbaseball.com	Special Assistant to the General Manager
Mike Larson - MikeLarson@twinsbaseball.com	International/Professional Scout
Luis Lajara - LuisLajara@twinsbaseball.com	Dominican Republic
John Leavitt - JohnLeavitt@twinsbaseball.com	Southern California, Hawaii
Jose Leon - JoseLeon@twinsbaseball.com	Venezuela and Panama/Coordinator of Scouting
Manuel Luciano - ManuelLuciano@twinsbaseball.com	Dominican Republic
Bill Mele - BillMele@twinsbaseball.com	Professional Scout
Bill Milos - BillMilos@twinsbaseball.com	Professional Scout
Marlon Nava - MarlonNava@twinsbaseball.com	Venezuela
Tim O'Neil - TimONeil@twinsbaseball.com	National Crosschecker
Howard Norsetter - HowardNorsetter@twinsbaseball.com	International Scouting Coordinator
Jeff Pohl - JeffPohl@twinsbaseball.com	Michigan, Indiana, Illinois
Jack Powell - JackPowell@twinsbaseball.com	Florida Panhandle, Georgia, Alabama
Greg Runser - GregRunser@twinsbaseball.com	Greater Houston (TX), Louisiana
Alan Sandberg - AlanSandberg@twinsbaseball.com	Kentucky, Tennessee, Mississippi
Eduardo Soriano - EduardoSoriano@twinsbaseball.com	Dominican Republic
Elliott Strankman - ElliottStrankman@twinsbaseball.com	Nevada, Central and Northern California
Ricky Taylor - RickyTaylor@twinsbaseball.com	North Carolina, South Carolina, Western Virginia
Freddie Thon - FreddieThon@twinsbaseball.com	Puerto Rico and Southern Florida
Jay Weitzel - JayWeitzel@twinsbaseball.com	Upstate New York, West Pennsylvania, Ohio, West Virginia
Ted Williams - TedWilliams@twinsbaseball.com	Arizona, New Mexico, Colorado, Wyoming, Utah, Clark County (NV)
John Wilson - JohnWilson@twinsbaseball.com	Connecticut, New Jersey, East New York, Massachusetts, Eastern Virginia, Maryland, Vermont, Rhode Island, Maine, New Hampshire, Delaware, Washington D.C.
Mark Wilson - MarkWilson@twinsbaseball.com	North Dakota, South Dakota, Nebraska, Iowa, Wisconsin, Minnesota, Canada
Earl Winn - EarlWinn@twinsbaseball.com	Professional Scout

## PART-TIME SCOUTS

Hector Barrios	Panama
Gavin Bennett	South Africa
John Cortese	Italy
Andy Johnson	Europe
Kenny Su	Taiwan
Koji Takahashi	Japan
Lester Victoria	Curacao
Troy Williams	Germany

## ASSOCIATE SCOUTS

Juan Padilla	Venezuela
Franklin Parra	Venezuela
Pablo Torres	Venezuela

## MINNESOTA TWINS ORGANIZATION - 2014 FOREIGN-BORN PLAYERS

COUNTRY	# OF PLAYERS	COUNTRY	# OF PLAYERS
Australia	8	Mexico	1
Canada	1	Netherlands	2
Columbia	1	Puerto Rico	10
Curacao	1	South Africa	2
Dominican Republic	55	Taiwan	2
Germany	1	Venezuela	31



# TWINS FIRST ROUND DRAFT PICKS

JUNE

## REGULAR PHASE

1965	Eddie Leon	SS
1966	Buzz Stephen	RHP
1967	Steve Brye	OF
1968	Alex Rowell	OF
1969	Paul Powell	OF
1970	Bob Gorinski	OF
1971	Dale Soderholm	SS
1972	Dick Ruthven	RHP
1973	Eddie Bane	LHP
1974	Ted Shipley	SS
1975	Rick Sofield	SS
1976	Jamie Allen	3B
1977	Paul Croft	OF
1978	Lenny Faedo	SS
1979	Kevin Brandt	OF
1980	Jeff Reed	C
1981	Mike Sodders	3B
1982	Bryan Delkers	LHP
1983	Tim Belcher	RHP
1984	Jay Bell	SS
1985	Jeff Bumgarner	RHP
1986	Derek Parks	C
1987	Willie Banks	RHP
1988	Johnny Ard	RHP
1989	Chuck Knoblauch	SS
1990	Todd Ritchie	RHP
1991	David McCarty	OF
1992	Dan Serafini	LHP
1993	Torii Hunter	OF
	Jason Varitek	C
1994	Todd Walker	2B
1995	Mark Redman	LHP
1996	Travis Lee	1B
1997	Michael Cuddyer	SS
	Matthew LeCroy	C
1998	Ryan Mills	LHP
1999	B.J. Garbe	OF
2000	Adam Johnson	RHP
2001	Joe Mauer	C
2002	Denard Span	OF
2003	Matt Moses	3B
2004	Trevor Plouffe	SS
	Glen Perkins	LHP
	Kyle Waldrop	RHP
	Matthew Fox	RHP
	Jay Rainville	RHP
2005	Matt Garza	RHP
	Henry Sanchez	1B
2006	Chris Parmelee	OF
2007	Ben Revere	OF
2008	Aaron Hicks	OF
2009	Kyle Gibson	RHP
2010	Alex Wimmers	RHP
2011	Levi Michael	SS
2012	Byron Buxton	OF
2013	Kohl Stewart	RHP
2014	Nick Gordon	INF

JANUARY

1965	(No Selection)	
1965	(No Selection)	
1966	Charles Chase	OF
1966	Robert Crosby	RHP
1966	Leonard Weems	OF
1967	Clifford Foster	1B
1967	David Hoot	OF
1968	Eric Soderholm	3B
1969	Gary Wilburn	C
1969	John Hurley	RHP
1970	Sayle Brown	RHP
1970	George Pugh	LHP
1971	Jerry Maberry	RHP
1971	Jeff Hooper	LHP
1972	Lew Lerner	RHP
1972	Bob Koeppel	OF
1973	Joseph Honce	OF
1973	Dennis Sherow	OF
1974	Mark Lockwood	LHP
1974	Jerry Garvin	LHP
1975	Donald Albares	2B
1975	Mark Wilson	OF
1976	Bob Veselic	RHP
1976	Pete Redfern	RHP
1977	Lance Hallberg	1B
1977	Mike Walters	RHP
1978	Ralph Citarella	RHP
1978	Keith Isaacs	RHP
1979	Joseph McCarthy	OF
1979	Joseph Plummer	RHP
1980	Jeff Barnard	RHP
1980	Nattie George	OF
1981	Peter Kutsukos	RHP
1981	Rhett Whisman	3B
1982	Kirby Puckett	OF
1982	Mark Margis	LHP
1983	Kevin Hammond	RHP
1983	Coe Brier	C
1984	Carl Cox	LHP
1984	Alan Sontag	RHP
1985	Tony Farnyriar	RHP
1985	Garnett O'Connor	RHP
1986	Jarvis Brown	2B
1986	Toby Nivens	RHP

(January Draft Ended)

Bold indicates signed players

## SECONDARY PHASE

1965	(No selection)	
1966	Bob Jones	3B
1967	Ken Sotkiewicz	SS
1968	Danny Thompson	SS
1969	Ralph Dick	OF
1970	Daniel Guerrero	C
1971	Glenn Borgmann	C
	Randolph Dellerio	C
1972	John Eichholtz	RHP
1973	Wayne Williams	2B
1974	Gary Bishop	OF
1975	Hosken Powell	OF

1976	Gregory Vogel	2B
1977	Frank Ferroni	LHP
1978	Bruce Kastelic	SS
1979	Gary Gaetti	3B
1980	John Palica	OF
1981	John Salery	OF
1982	Curt Kindred	RHP
1983	Oddibe McDowell	OF
1984	Eddy Yanes	OF
1985	Dewayne Coleman	RHP
1986	James McClellan	RHP

(Secondary Phase Ended)



# TWINS 2014 FIRST-YEAR PLAYER DRAFT

RD	PLAYER	POS	B/T	HT	WT	DOB	HOMETOWN	SCHOOL	SCOUT
1 (5)	Nick Gordon	SS	L/R	6-2	170	10/25/95	Windermere, FL	Olympia High School (Orlando)	Dowdy
2 (46)	Nick Burdi	RHP	R/R	6-4	215	01/19/93	Downers Grove, IL	University of Louisville	Sandberg
3 (79)	Michael Cederoth	RHP	R/R	6-6	210	11/25/92	El Cajon, CA	San Diego State University	Leavitt
4 (110)	Sam Clay	LHP	L/L	6-3	205	06/21/93	Buford, GA	Georgia Tech University	Powell
5 (140)	Jake Reed	RHP	R/R	6-2	190	09/29/92	La Mesa, CA	University of Oregon	Brown
6 (170)	John Curtiss	RHP	R/R	6-4	205	04/05/93	Southlake, TX	University of Texas	Esposito
7 (200)	Andro Cutura	RHP	R/R	5-11	189	08/22/93	Pearl River, LA	Southeastern Louisiana University	Runser
8 (230)	Keaton Steele	RHP	R/R	6-3	225	10/30/91	St. Joseph, MO	University of Missouri	DiMercurio
9 (260)	Max Murphy	OF	R/R	5-11	195	11/17/92	Robbinsdale, MN	Bradley University	Pohl
10 (290)	Randy LeBlanc	RHP	R/R	6-4	200	03/07/92	Abita Springs, LA	Tulane University	Runser
11 (320)	Tanner English	OF	R/R	5-9	170	03/11/93	Murrells Inlet, SC	University of South Carolina	Taylor
12 (350)	Pat Kelly	IF	R/R	5-10	179	11/19/92	Red Wing, MN	University of Nebraska	J. Wilson
13 (380)	Zack Tillery	RHP	R/R	6-4	190	01/12/93	Naples, FL	Florida Gulf Coast University	Thon
14 (410)	Tyler Mautner	IF	R/R	6-2	220	04/18/93	Sherrill, NY	University of Buffalo	Weitzel
15 (440)	Roberto Gonzalez	OF	L/L	6-2	189	03/14/95	Orlando, FL	University High School	Dowdy
16 (470)	Tyler Kuresa	1B	L/L	6-4	215	11/17/92	Roseville, CA	University of California-Santa Barbara	Cameron
17 (500)	Mat Batts	LHP	R/L	5-11	195	07/06/91	Pfafftown, NC	University of North Carolina-Wilmington	Taylor
18 (530)	T.J. White	IF	R/R	5-10	195	01/24/92	Las Vegas, NV	University of Las Vegas, Nevada	Williams
19 (560)	Jarrard Poteete	C	L/R	6-1	200	11/12/93	Braggs, OK	Connors State College	DiMercurio
20 (590)	McCarthy Tatum	IF	R/R	6-4	205	05/15/96	Clovis, CA	Clovis High School	Strankman
21 (620)	Onas Farfan	LHP	L/L	5-11	185	06/23/93	New Hope, MN	Ridgewater College	M. Wilson
22 (650)	Trevor Hildenberger	RHP	R/R	6-2	200	12/15/90	Berkeley, CA	University of Cal-Berkeley	Strankman
23 (680)	Miles Nordgren	RHP	R/R	6-2	190	06/12/92	Gadsden, AL	Birmingham Southern College	Powell
24 (710)	Alex Real	C	R/R	6-0	205	01/19/93	Phoenix, AZ	University of New Mexico	Williams
25 (740)	Taylor Hearn	LHP	L/L	6-5	210	08/30/94	Royce City, TX	San Jacinto College	Runser
26 (770)	Blake Schmit	IF	R/R	6-1	185	02/27/92	Eden Prairie, MN	University of Maryland-College Park	J. Wilson
27 (800)	Gabriel Ojeda	C	R/R	6-0	195	08/01/95	Humacao, PR	Colegio Hector Urdaneta (PR)	Thon
28 (830)	Austin Diemer	OF	R/R	6-1	180	04/28/93	Rocklin, CA	University of Cal-State Fullerton	Leavitt
29 (860)	Cameron Avila-Leeper	LHP	L/L	5-11	150	02/21/96	Sacramento, CA	Grant High School	Strankman
30 (890)	Michael Theofanopoulos	LHP	L/L	6-0	185	08/05/92	Pleasanton, CA	University of Cal-Berkeley	Strankman
31 (920)	Sam Hilliard	LHP	L/L	6-3	220	02/21/94	Mansfield, TX	Crowder College	DiMercurio
32 (950)	Orynn Veillon	RHP	R/R	6-3	180	09/27/95	Lafayette, LA	St. Thomas More High School	Runser
33 (980)	Trey Vavra	IF	R/R	6-2	185	09/17/91	Menomonie, WI	Florida Southern College	Dowdy
34 (1010)	Mike Baumann	RHP	R/R	6-4	210	09/10/95	Mahtomedi, MN	Mahtomedi High School	M. Wilson
35 (1040)	Brad Mathiowetz	C	R/R	5-10	180	07/31/95	Rochester, MN	Rochester Mayo High School	M. Wilson
36 (1070)	Kirvin Moesquit	IF	S/R	5-8	165	03/10/95	Deerfield Beach, FL	Highlands Christian High School	Thon
37 (1100)	Tyree Davis	OF	S/R	6-4	175	09/04/95	Compton, CA	Centennial High School	Cameron
38 (1130)	Brett Doe	C	R/R	5-10	175	06/12/90	Big Spring, TX	Baylor University	Esposito
39 (1160)	John Jones	C	R/R	5-10	190	10/09/95	Orlando, FL	Orangewood Christian High School	Dowdy
40 (1190)	Dalton Guthrie	IF	R/R	5-11	160	12/23/95	Sarasota, FL	Venice High School	Dowdy

**BOLD** indicates signed player

\* The Twins signed 30 players from the 2014 First-Year Player Draft.

## Nick Gordon

Nick Gordon was drafted fifth overall by the Twins in the 2014 First-Year Player Draft out of Olympia High School in Orlando, FL. He is the son of former major league pitcher Tom "Flash" Gordon and the younger brother of current Marlins infielder Dee Gordon. He spent his first professional season at Rookie Elizabethton, hitting .294 (69-for-235) with six doubles, four triples, one home run, 28 RBI and 46 runs scored in 57 games.







## ORGANIZATION PLAYERS

### ABREU, JOSE ALEXI

PITCHER

HEIGHT: 5-11

BATS: R

BORN: 7/13/1992 in San Francisco de Macoris, DR

WEIGHT: 184

THROWS: R

RESIDES: San Francisco de Macoris, DR

SIGNED BY: Fred Guerrero

SCHOOL: --

HOW OBTAINED: Signed as an undrafted free agent, September 2, 2010.

2014: Missed entire season due to injury...2013: Appeared in career-high 18 games, all coming in relief...was first season to not start a game...walked career-low five batters and struckout career-high 30 batters, despite a career-low in innings...allowed 8.04 baserunners-per-9.0 IP which was best in GCL...five saves and 15 games finished were a team-high and fifth in the GCL...2012: Played entire season with DSL Twins...pitched in 14 games, posting a 2.25 ERA over 40.0 innings pitched...2011: Began professional career with DSL Twins...pitched in 11 games, posting a 1.30 ERA over 41.2 innings pitched.

YEAR	TEAM	W-L	ERA	G	GS	CG	SH	SV	IP	H	R	ER	HR	HB	BB	SO	WP	BK	BAA
2011	DSL Twins	3-1	1.30	11	6	0	0	0	41.2	28	9	6	0	2	12	29	3	0	.196
2012	DSL Twins	1-2	2.25	14	7	0	0	1	40.0	35	17	10	1	4	9	23	1	0	.236
2013	GCL Twins	2-3	1.61	18	0	0	0	5	28.0	18	7	5	1	2	5	30	2	2	.184
2014																			
DID NOT PLAY - INJURED																			
Minor League Totals		6-6	1.72	43	13	0	0	6	109.2	81	33	21	2	8	26	82	6	2	.208

### ACOSTA, JORGE LUIS

CATCHER

HEIGHT: 5-11

BATS: R

BORN: 10/3/1996 in Espailat, Moca, DR

WEIGHT: 175

THROWS: R

RESIDES: Espailat, Moca, DR

SIGNED BY: Manuel Luciano

SCHOOL: --

HOW OBTAINED: Signed as an undrafted free agent, July 2, 2014.

YEAR	TEAM	AVG	G	AB	R	H	2B	3B	HR	RBI	SH	SF	HB	BB	SO	SB	CS	E	OBP
2015																			

2015 will be his first season in professional baseball.

### ADAM, JASON KENDALL

PITCHER

HEIGHT: 6-4

BATS: R

BORN: 8/4/1991 in Omaha, NE

WEIGHT: 231

THROWS: R

RESIDES: Overland Park, KS

SIGNED BY: Signed as an undrafted free agent, August 16, 2010 with Kansas City.

SCHOOL: Blue Valley Northwest (KS) High School

HOW OBTAINED: Trade with Kansas City in exchange for Josh Willingham, August 11, 2014.

2014: Began the season with Double-A Northwest Arkansas and made 19 appearances (18 starts) before being transferred to Triple-A Omaha...made eight relief appearances for the Storm Chasers and was traded to Minnesota in exchange for Josh Willingham August 11...reported to Double-A New Britain and made two appearances (1 start)...pitched for the Salt River Rafter in the Arizona Fall League going 1-1, 5.40 ERA (13.1 IP, 8 ER) in 10 relief outings...finished the season going 6-10, 4.77 ERA (134.0 IP, 71 ER) between AFL and three minor league stops...2013: Rated as the ninth best prospect in the Royals organization by *Baseball America* entering the season...spent the entire season at Double-A Northwest Arkansas...ranked third in the Texas League in strikeouts (126), tied for fifth in starts (26) and ranked sixth in innings pitched (144.0)...dropped his first seven decisions but went 8-4, 4.22 ERA (91.2 IP, 43 ER) after June 1...finished strong, going 4-1, 2.70 ERA (40.0 IP, 12 ER) in his final seven starts...made seven starts for the Peoria Javelinas in the Arizona Fall League...2012: Pitched for Single-A Wilmington, making a career high 27 starts...tied for third in the Carolina League in strikeouts (123) and sixth in ERA (3.53)...rated by *Baseball America* as Kansas City's eighth best prospect entering the 2012...PERSONAL: Jason Kendall Adam...graduated from Blue Valley Northwest High School in Overland Park, KS...named honorable mention Rawlings Preseason All-America in 2010...earned First-Team All-State honors in Class 6A as a senior, going 4-3, 1.51 ERA and 79 strikeouts in 41.2 IP...turned down a scholarship offer from the University of Missouri to sign with the Royals...older sister, Kari, lettered in soccer at Missouri.

YEAR	TEAM	W-L	ERA	G	GS	CG	SH	SV	IP	H	R	ER	HR	HB	BB	SO	WP	BK	BAA
2011	Kane County	6-9	4.23	21	21	0	0	0	104.1	94	60	49	9	6	25	76	3	1	.235
2012	Wilmington	7-12	3.53	27	27	0	0	0	158.0	148	73	62	18	13	36	123	3	0	.251
2013	NW Arkansas	8-11	5.19	26	26	0	0	0	144.0	153	98	83	12	15	54	126	8	1	.277
2014	NW Arkansas	4-8	5.03	19	18	0	0	0	98.1	107	62	55	9	5	30	89	5	0	.279
	Omaha	1-1	2.35	8	0	0	0	0	15.1	17	4	4	0	3	4	11	1	0	.288
	New Britain	0-0	5.14	2	1	0	0	0	7.0	10	4	4	0	0	2	3	1	0	.333
Minor League Totals		26-41	4.39	103	93	0	0	0	527.0	529	301	257	48	42	151	428	21	2	.263



ALVAREZ, JHONATHAN DAVID															CATCHER				
--------------------------	--	--	--	--	--	--	--	--	--	--	--	--	--	--	---------	--	--	--	--

HEIGHT: 6-0	BATS: R	BORN: 2/18/1996 in Merida, VZ
WEIGHT: 200	THROWS: R	RESIDES: Merida, VZ
SIGNED BY: Jose Leon	SCHOOL: --	
HOW OBTAINED: Signed as an undrafted free agent, July 9, 2012.		

YEAR	TEAM	AVG	G	AB	R	H	2B	3B	HR	RBI	SH	SF	HB	BB	SO	SB	CS	E	OBP
2013	DSL Twins	.138	34	87	10	12	3	0	1	6	0	0	4	13	31	1	2	4	.279
2014	DSL Twins	.211	34	109	14	23	1	1	0	9	1	0	2	20	27	0	2	8	.344
Minor League Totals		.176	67	193	23	34	4	1	1	14	1	0	6	32	58	1	4	12	.312

AMARANTE, JUNIOR ANTONIO															OUTFIELDER				
--------------------------	--	--	--	--	--	--	--	--	--	--	--	--	--	--	------------	--	--	--	--

HEIGHT: 6-0	BATS: L	BORN: 3/21/1995 in Santo Domingo, DR
WEIGHT: 200	THROWS: L	RESIDES: Santo Domingo, DR
SIGNED BY: Fred Guerrero	SCHOOL: --	
HOW OBTAINED: Signed as an undrafted free agent, April 6, 2012.		

2014: Spent his third season with the DSL Twins...set career-highs in nearly every offensive category...tied for the team lead in stolen bases...played 31 games in rightfield, eight in left and one in centerfield.

YEAR	TEAM	AVG	G	AB	R	H	2B	3B	HR	RBI	SH	SF	HB	BB	SO	SB	CS	E	OBP
2012	DSL Twins	.175	41	120	16	21	2	2	0	6	2	0	4	10	40	4	2	6	.261
2013	DSL Twins	.195	29	77	10	15	1	0	0	3	0	0	0	12	21	7	3	2	.303
2014	DSL Twins	.287	53	181	34	52	5	2	0	17	6	0	4	24	42	22	2	6	.383
Minor League Totals		.233	123	378	60	88	8	4	0	26	8	0	8	46	103	33	7	14	.329

ANDRADE, JORGE ALEXANDER															SHORTSTOP				
--------------------------	--	--	--	--	--	--	--	--	--	--	--	--	--	--	-----------	--	--	--	--

HEIGHT: 5-10	BATS: S	BORN: 12/7/1994 in San Jose, VZ
WEIGHT: 170	THROWS: R	RESIDES: Zulia, VZ
SIGNED BY: Jose Leon	SCHOOL: --	
HOW OBTAINED: Signed as an undrafted free agent, September 2, 2011.		

2014: Spent his third season with the DSL Twins setting career marks in nearly every offensive category...tied for the team lead in stolen bases...named to the DSL All-Star team.

YEAR	TEAM	AVG	G	AB	R	H	2B	3B	HR	RBI	SH	SF	HB	BB	SO	SB	CS	E	OBP
2012	DSL Twins	.236	39	110	17	26	3	0	2	21	3	0	3	12	26	4	4	13	.328
2013	DSL Twins	.179	11	28	10	5	1	1	0	4	1	0	0	9	8	3	4	3	.378
2014	DSL Twins	.287	51	174	38	50	5	8	0	18	3	2	4	26	53	22	6	5	.388
Minor League Totals		.260	101	312	65	81	9	9	2	43	7	2	7	47	87	29	14	21	.367

APONTE, CARLOS LUIS															PITCHER				
---------------------	--	--	--	--	--	--	--	--	--	--	--	--	--	--	---------	--	--	--	--

HEIGHT: 5-11	BATS: R	BORN: 9/13/1995 in Caricuao, VZ
WEIGHT: 195	THROWS: R	RESIDES: Caracas, VZ
SIGNED BY: Jose Leon	SCHOOL: --	
HOW OBTAINED: Signed as an undrafted free agent, April 9, 2013.		

2014: Led DSL relievers in innings and led team in appearances...went 1-0, 1.10 ERA (16.1 IP, 2 ER) in eight post-ASG appearances...2013: Led DSL Twins in wins in first professional season.

YEAR	TEAM	W-L	ERA	G	GS	CG	SH	SV	IP	H	R	ER	HR	HB	BB	SO	WP	BK	BAA
2013	DSL Twins	6-3	4.41	19	3	0	0	0	34.2	40	27	17	0	6	11	24	3	0	.292
2014	DSL Twins	3-4	2.89	23	0	0	0	2	43.2	37	18	14	2	7	24	26	6	0	.237
Minor League Totals		9-7	3.56	42	3	0	0	2	78.1	77	45	31	2	13	35	50	9	0	.263

ARIAS, JEAN CARLOS DE JESUS (JEAN CARLOS)															OUTFIELDER				
---	--	--	--	--	--	--	--	--	--	--	--	--	--	--	------------	--	--	--	--

HEIGHT: 5-11	BATS: L	BORN: 1/14/1998 in Santiago de los Caballeros, Santiago, DR
WEIGHT: 170	THROWS: L	RESIDES: Licey, Santiago, DR
SIGNED BY: Manuel Luciano	SCHOOL: --	
HOW OBTAINED: Signed as an undrafted free agent, July 2, 2014.		

2015 will be his first season in professional baseball.

ARRAEZ, LUIS SANGEL															INFIELDER				
---------------------	--	--	--	--	--	--	--	--	--	--	--	--	--	--	-----------	--	--	--	--

HEIGHT: 5-10	BATS: L	BORN: 4/9/1997 in San Felipe, Yaracuy, VZ
WEIGHT: 155	THROWS: R	RESIDES: San Felipe, Yaracuy, VZ
SIGNED BY: Jose Leon	SCHOOL: --	
HOW OBTAINED: Signed as an undrafted free agent, November 5, 2013.		

YEAR	TEAM	AVG	G	AB	R	H	2B	3B	HR	RBI	SH	SF	HB	BB	SO	SB	CS	E	OBP
2014	DSL Twins	.348	31	115	23	40	6	0	0	15	1	1	2	16	9	10	5	4	.433
Minor League Totals		.348	31	115	23	40	6	0	0	15	1	1	2	16	9	10	5	4	.433



**BAEZ, DUBAL ANDRES**
**SECOND BASEMAN**
**HEIGHT:** 5-11

**WEIGHT:** 185

**SIGNED BY:** Jose Leon

**HOW OBTAINED:** Signed as an undrafted free agent, June 1, 2010.

**BATS:** R

**THROWS:** R

**SCHOOL:** --

**BORN:** 6/14/1993 in Caimbas, VZ

**RESIDES:** Caimbas-Zulia, VZ

**2014:** Spent the entire season with the GCL Twins, his first season in the states...played for Cardenales de Lara in the Venezuelan Winter League...**2013:** Spent fourth full season with the DSL Twins where he led the team in average, hits, stolen bases, games played and OPS (.844)...his .335 average was seventh-highest in the DSL and his .447 OBP was third-highest. **2012:** Played in a career-high 38 games in his third season with DSL Twins. **2011:** Played entire season with DSL Twins.

YEAR	TEAM	AVG	G	AB	R	H	2B	3B	HR	RBI	SH	SF	HB	BB	SO	SB	CS	E	OBP
2010	DSL Twins	.250	14	40	9	10	0	0	0	7	1	0	2	8	9	1	0	4	.400
2011	DSL Twins	.250	35	92	28	23	2	0	0	13	2	0	11	17	22	14	3	4	.425
2012	DSL Twins	.263	38	118	22	31	5	0	0	11	2	1	7	16	23	8	4	4	.380
2013	DSL Twins	.335	57	164	43	55	8	1	0	14	2	1	5	29	37	27	11	4	.447
2014	GCL Twins	.281	40	121	21	34	6	0	0	9	4	0	3	10	20	12	5	2	.351
Minor League Totals		.286	184	535	123	153	21	1	0	54	11	2	28	80	111	62	23	18	.405

**BALBUENA, ERICK MANUEL**
**PITCHER**
**HEIGHT:** 6-2

**WEIGHT:** 175

**SIGNED BY:** Fred Guerrero

**HOW OBTAINED:** Signed as an undrafted free agent, September 3, 2013.

**BATS:** R

**THROWS:** R

**SCHOOL:** --

**BORN:** 6/4/1996 in Nagua, DR

**RESIDES:** Nagua, DR

YEAR	TEAM	W-L	ERA	G	GS	CG	SH	SV	IP	H	R	ER	HR	HB	BB	SO	WP	BK	BAA
2014	DSL Twins	1-2	7.17	17	0	0	0	1	21.1	15	25	17	0	4	23	22	16	0	.183
Minor League Totals		1-2	7.17	17	0	0	0	1	21.1	15	25	17	0	4	23	22	16	0	.183

**BARD, LUKE FRANCIS**
**PITCHER**
**HEIGHT:** 6-3

**WEIGHT:** 201

**SIGNED BY:** Jack Powell

**HOW OBTAINED:** Twins compensation round pick (42nd overall) in the 2012 First-Year Player Draft.

**BATS:** R

**THROWS:** R

**SCHOOL:** Georgia Tech

**BORN:** 11/13/1990 in Charlotte, NC

**RESIDES:** Charlotte, NC

**2014:** Missed entire season due to injury...had arthroscopic shoulder surgery in his labrum following 2013 season. **2013:** Ranked 23rd best prospect in Twins organization by *Baseball America* entering the 2013 season...ranked 14th among Twins prospects by MLB.com entering the 2013 season...ranked the 23rd best prospect in the Twins system by *Baseball America* entering 2014. **2012:** Ranked as the 12th best prospect in the Twins organization by *Baseball America* entering 2012. **PERSONAL:** Brother of former major leaguer Daniel Bard...father played at Tufts University and also in the Orioles and Dodgers organizations...originally selected by the Red Sox in the 16th round of the 2009 Draft...posted a 0.99 ERA in 27.1 innings as a senior at Georgia Tech in 2012, both as a starter and a reliever...had 26 strikeouts, six walks and zero home runs allowed...as a sophomore in 2011 posted a 2.72 ERA with eight saves, 46 strikeouts, 19 walks and only two home runs allowed in 49.2 innings...*Baseball America* rated him as the 11th best prospect in the Atlantic Coast Conference heading into the season 2011 season...a three-sport standout at Charlotte Christian School as a four-year letterwinner in baseball and football, and a two-year letterwinner in basketball for coach Shan Brown...two-year captain of the baseball team...earned Louisville Slugger and National Christian School Athletic Association All-America honors as a senior...named North Carolina Independent Schools Athletic Association Player of the Year and Charlotte Weekly Player of the Year in 2009 after posting a perfect 10-0 record with 90 strikeouts and a 0.37 ERA...also hit .336 with four home runs at the plate...team posted a 30-3 record and finished the season ranked No. 13 in the nation, according to *Baseball America*...a three-time All-State and All-Conference performer helped his high school win two state championships (2007 and 09)...a highly-touted quarterback in high school, threw for 45 career touchdowns and ran for another 13 while leading his team to the 2009 state title.

YEAR	TEAM	W-L	ERA	G	GS	CG	SH	SV	IP	H	R	ER	HR	HB	BB	SO	WP	BK	BAA
2012	Elizabethhton	0-0	0.00	4	0	0	0	1	3.0	2	0	0	0	0	2	4	0	0	.200
	GCL Twins	0-0	6.75	3	1	0	0	0	4.0	3	3	3	0	1	5	3	0	0	.231
2013	GCL Twins	0-0	12.00	4	0	0	0	0	3.0	5	5	4	0	0	3	1	0	0	.333
	Elizabethhton	1-0	1.08	7	0	0	0	0	8.1	2	1	1	0	1	6	6	1	0	.091
	Ft. Myers	0-0	0.00	1	0	0	0	0	1.0	0	0	0	0	0	0	2	0	0	.000
2014	DID NOT PLAY - INJURED																		
Minor League Totals		1-0	3.72	19	1	0	0	1	19.1	12	9	8	0	2	16	16	1	0	.190

**BARRE, JACK THOMAS**
**INFILDER**
**HEIGHT:** 6-4

**WEIGHT:** 250

**SIGNED BY:** Howard Norsetter

**HOW OBTAINED:** Signed as an undrafted free agent, February 23, 2014.

**BATS:** R

**THROWS:** R

**SCHOOL:** --

**BORN:** 2/23/1996 in Kalgoolie-Boulder, AUS

**RESIDES:** Maleny, AUS

YEAR	TEAM	AVG	G	AB	R	H	2B	3B	HR	RBI	SH	SF	HB	BB	SO	SB	CS	E	OBP
2014	GCL Twins	.205	25	73	1	15	2	0	0	4	0	0	1	7	26	2	1	2	.284
Minor League Totals		.205	25	73	1	15	2	0	0	4	0	0	1	7	26	2	1	2	.284



BATTS, HARRISON MATHIS [MAT]

PITCHER

HEIGHT: 6-0  
WEIGHT: 200  
SIGNED BY: Ricky Taylor  
HOW OBTAINED: Twins 17th round pick in the 2014 First-Year Player Draft.

BATS: R  
THROWS: L  
SCHOOL: University of North Carolina-Wilmington

BORN: 7/6/1991 in Winston-Salem, NC  
RESIDES: Pfafftown, NC

2014: Split his first professional season between three stops in the Twins system...began season with the GCL Twins, making three appearances, one start, and allowing just four hits and one unearned run in 10.0 innings...transferred to Rookie Elizabethton in early July and made four starts...did not allow more than five hits and two runs in any of his four starts with E-Town...transferred to Single-A Cedar Rapids August 1 and finished season with the Kernels making six appearances (5 starts)...did not allow more than three runs and six hits in any of his starts for the Kernels...struckout 67 compared to walking seven between all three stops on the season...his 0.77 WHIP and 6.97 baserunners-per-9.0 were the lowest in the Twins organization, 1.04 walks-per-9.0 innings was second lowest behind only Phil Hughes (0.69), 1.78 combined ERA on the season was fourth lowest and his 9.94 stikeouts-per-9.0 innings ratio was 10th best...PERSONAL: Was a four-year letterwinner at Mount Tabor High School in Winston-Salem, NC...named to the Forsyth All-County team during all four years at Mount Tabor...earned All-Central Piedmont Conference honors during his final three years at Mount Tabor...earned the Forsyth County Tournament MVP, Player of the Year and Pitcher of the Year after helping lead Mount Tabor to a CPC regular season and tournament championship...earned First-Team All-State honors during his senior season...set a school record after throwing a perfect game and a no-hitter in consecutive games during his senior season...attended Western Carolina University and appeared in 20 games (3 starts) as a freshman in 2010...went 3-1, 4.44 ERA in 24.1 innings pitched in 2010...was sidelined late in the season with elbow issues before leaving the team at the end of the academic year...transferred to UNC-Wilmington in 2011...earned CAA Pitcher of the Year and First-Team All-CAA honors in 2013 and 14 with UNCW...finished three seasons at UNCW going 21-12, 3.07 ERA (316.0 IP, 108 ER) with 309 strikeouts and 65 walks in 47 starts.

YEAR	TEAM	W-L	ERA	G	GS	CG	SH	SV	IP	H	R	ER	HR	HB	BB	SO	WP	BK	BAA
2014	GCL Twins	0-1	0.00	3	1	0	0	0	10.0	4	1	0	0	0	1	9	0	0	.118
	Elizabethton	2-0	2.05	4	4	0	0	0	22.0	15	5	5	2	1	3	24	0	0	.203
	Cedar Rapids	2-0	2.20	6	5	0	0	0	28.2	21	8	7	1	1	3	34	0	0	.208
Minor League Totals		4-1	1.78	13	10	0	0	0	60.2	40	14	12	3	2	7	67	0	0	.191

BAKENDALE, DOUGLAS JAMES [D.J.]

PITCHER

HEIGHT: 6-2  
WEIGHT: 207  
SIGNED BY: JR DiMercurio  
HOW OBTAINED: Twins 10th round pick in the 2012 First-Year Player Draft.

BATS: R  
THROWS: R  
SCHOOL: University of Arkansas

BORN: 12/8/1990 in Arkadelphia, AR  
RESIDES: Rogers, AR

2014: Began season at Double-A New Britain and made four straight starts before moving to the bullpen...went 0-3, 6.64 ERA (20.1 IP, 15 ER) in those four starts...allowed one run in 4.2 innings of relief for the Rock Cats...transferred to Single-A Ft. Myers June 1 and made 11 straight starts, including a 7.0-inning complete game July 13...named the Twins minor league Player of the Week June 20 after tossing a 6.0-inning shutout, allowing four hits and no walks while striking out five...placed on the disabled list July 25, made two rehab outings with the GCL Twins and was reinstated August 21...2013: Began season at Single-A Ft. Myers where he won seven of his nine starts, not allowing more than two runs in any start and tossing at least 5.0 innings in each start...was named the Florida State League Pitcher of the Week May 12 after tossing 14.0 scoreless innings in two starts with 16 strikeouts and one walk...named a Florida State League Midseason All-Star...transferred to Double-A New Britain where he finished the season making 16 starts, third-most among all Rock Cats starters...tossed first career complete game August 13...12 wins were most in the Twins minor league system and his 112 strikeouts were fourth most...PERSONAL: Attended the University of Arkansas where he was named preseason SEC Pitcher of the Year as a junior in 2012...went 8-5, 3.11 ERA in his final season with the Razorbacks, leading the team in starts (20), innings (107.0) and strikeouts (96)...was named by College Baseball Daily as a Second-Team All-American.

YEAR	TEAM	W-L	ERA	G	GS	CG	SH	SV	IP	H	R	ER	HR	HB	BB	SO	WP	BK	BAA
2012	Elizabethton	0-0	0.00	6	0	0	0	0	7.2	1	0	0	0	0	1	16	1	0	.042
	Beloit	0-0	1.64	11	0	0	0	2	11.0	12	3	2	0	0	1	15	0	0	.279
2013	Ft. Myers	7-0	1.10	9	9	0	0	0	57.1	34	9	7	2	2	11	48	3	0	.171
	New Britain	5-7	5.63	16	16	1	0	0	92.2	110	65	58	13	2	22	64	6	1	.293
2014	New Britain	0-3	5.76	7	4	0	0	0	25.0	32	20	16	2	0	5	14	0	0	.311
	GCL Twins	0-0	0.00	2	1	0	0	0	7.0	1	1	0	0	0	2	8	0	0	.045
	Ft. Myers	4-4	6.02	11	11	1	0	0	58.1	70	39	39	7	4	12	41	3	0	.297
Minor League Totals		16-14	4.24	62	41	2	0	2	259.0	260	137	122	24	8	54	206	13	1	.259

BELLORIN, LUIS ALFREDO

PITCHER

HEIGHT: 6-1  
WEIGHT: 167  
SIGNED BY: Jose Leon  
HOW OBTAINED: Signed as an undrafted free agent, July 9, 2014.

BATS: L  
THROWS: L  
SCHOOL: --

BORN: 9/18/1997 in Cumana, VZ  
RESIDES: Sucre, VZ

YEAR	TEAM	W-L	ERA	G	GS	CG	SH	SV	IP	H	R	ER	HR	HB	BB	SO	WP	BK	BAA
2015 will be his first season in professional baseball.																			

BERESFORD, JAMES RICHARD

INFIELDER

SEE PAGE 32

BERMUDEZ, JOSE ALBERTO

OUTFIELDER

HEIGHT: 6-4  
WEIGHT: 190  
SIGNED BY: Marlon Nava  
HOW OBTAINED: Signed as an undrafted free agent, July 15, 2014.

BATS: R  
THROWS: R  
SCHOOL: --

BORN: 1/8/1998 in Maracaibo, VZ  
RESIDES: Maracaibo, VZ

YEAR	TEAM	AVG	G	AB	R	H	2B	3B	HR	RBI	SH	SF	HB	BB	SO	SB	CS	E	OBP
2015 will be his first season in professional baseball.																			

BERNIER, DOUGLAS HOWELL [DOUG]

INFIELDER

SEE PAGE 34



SEE PAGE 36

**BIXLER, BRANDON MICHAEL**

**PITCHER**

HEIGHT: 5-11

BATS: R

BORN: 12/31/1991 in Orlando, FL

WEIGHT: 173

THROWS: L

RESIDES: Chuluota, FL

SIGNED BY: Freddie Thon

SCHOOL: Florida Gulf Coast University

HOW OBTAINED: Twins 16th round pick in the 2013 First-Year Player Draft.

2014: Spent his second professional season with Single-A Cedar Rapids...seven wins were tied second most among all Kernel pitchers...held left-handed hitters to a .175 average with just three extra-base hits allowed (1 HR, 2 2B)...**PERSONAL:** Attended Florida Gulf Coast University for three seasons 2011-13...pitched for the La Crosse Loggers of the Northwoods League in the summer of 2011.

YEAR	TEAM	W-L	ERA	G	GS	CG	SH	SV	IP	H	R	ER	HR	HB	BB	SO	WP	BK	BAA
2013	Elizabethton	1-1	0.73	6	0	0	0	0	12.1	6	2	1	0	1	4	18	2	0	.143
	Cedar Rapids	1-0	4.66	9	0	0	0	0	9.2	13	5	5	0	0	8	12	1	0	.317
2014	Cedar Rapids	7-4	2.68	41	0	0	0	0	74.0	49	25	22	2	1	37	77	9	0	.191
Minor League Totals		9-5	2.62	56	0	0	0	0	96.0	68	32	28	2	2	49	107	12	0	.200

**BOER, MADISON JAMES**

**PITCHER**

HEIGHT: 6-4

BATS: R

BORN: 11/9/1989 in Saint Louis Park, MN

WEIGHT: 228

THROWS: R

RESIDES: Eugene, OR

SIGNED BY: Trevor Brown

SCHOOL: University of Oregon

HOW OBTAINED: Twins 2nd round pick in the 2011 First-Year Player Draft.

2014: Began the season with Single-A Ft. Myers...made 39 relief appearances and one start...went 6-for-6 in save opportunities, all coming before the All-Star break...posted a 3.72 ERA (29.0 IP, 12 ER) post-ASG for the Miracle...transferred to Double-A New Britain August 29 and finished the season with the Rock Cats...**2013:** Converted seven of eight save opportunities for Single-A Cedar Rapids, second on the club...**2012:** Began season with Single-A Beloit...transferred to Ft. Myers April 30...ranked 22nd best prospect in the Twins organization by *Baseball America* entering 2013...**2011:** Began season June 23 with Rookie Elizabethton...transferred to Beloit August 7...Appalachian League All-Star Game selection...ranked 12th best prospect in Twins organization by *Baseball America* entering 2012...**PERSONAL:** Went 3-6, 2.27 ERA in 18 appearances (12 starts) as a junior in 2011 for the University of Oregon...began his junior season as Oregon's Saturday starter in the rotation but was moved to the bullpen for the final three weekends of the year, picking up a save in each series...posted a record of 7-15, 3.68 ERA in 58 career appearances, which are second all-time in Ducks history...his eight saves are also tied for third all-time at Oregon...played two summers for the La Crosse Loggers of the Northwoods League 2009-10...was a First-Team All-State selection and All-Lake Conference in 2008 for Eden Prairie High School...earned three letters in baseball, splitting time between first base and pitcher.

YEAR	CLUB	W-L	ERA	G	GS	CG	SH	SV	IP	H	R	ER	HR	HBP	BB	SO	WP	BK	BAA
2011	Elizabethton	2-1	2.60	15	0	0	0	9	17.1	13	5	5	1	0	2	31	0	0	.203
	Beloit	0-0	6.75	8	0	0	0	2	8.0	12	7	6	0	0	1	12	0	0	.343
2012	Beloit	2-2	3.58	5	5	0	0	0	27.2	26	13	11	1	0	10	20	1	0	.252
	Ft. Myers	7-10	6.41	22	19	0	0	0	111.0	147	88	79	15	7	32	66	6	1	.322
2013	Ft. Myers	1-0	11.81	3	2	0	0	0	10.2	20	14	14	2	0	7	5	2	0	.417
	GCL Twins	0-0	0.00	2	0	0	0	1	3.0	5	2	0	0	0	0	5	0	0	.357
	Cedar Rapids	1-1	3.04	18	0	0	0	7	26.2	26	9	9	0	1	8	23	3	0	.263
2014	Ft. Myers	1-2	4.08	40	1	0	0	6	53.0	43	26	24	4	0	22	37	2	0	.222
	New Britain	0-0	2.70	2	0	0	0	0	3.1	4	1	1	0	0	2	2	0	0	.286
Minor League Totals		14-16	5.14	115	27	0	0	25	260.2	296	165	149	23	8	84	201	14	1	.288

**BOOSER, CAMERON JOSEPH**

**PITCHER**

HEIGHT: 6-4

BATS: L

BORN: 5/4/1992 in Seattle, WA

WEIGHT: 225

THROWS: L

RESIDES: Milton, WA

SIGNED BY: Trevor Brown

SCHOOL: Central Arizona Community College

HOW OBTAINED: Signed as an undrafted free agent, August 12, 2013.

2014: Spent the entire season with Rookie Elizabethton...posted a 2.01 ERA in 19 appearances, walking 14 and striking out 42 for a strikeout-per-9.0 inning rate of 12.06.

YEAR	TEAM	W-L	ERA	G	GS	CG	SH	SV	IP	H	R	ER	HR	HB	BB	SO	WP	BK	BAA
2013	GCL Twins	0-0	2.45	3	0	0	0	0	3.2	3	2	1	0	0	0	3	0	0	.200
2014	Elizabethton	1-5	2.01	19	0	0	0	2	31.1	28	22	7	0	2	14	42	5	1	.231
Minor League Totals		1-5	2.06	22	0	0	0	2	35.0	31	24	8	0	2	14	45	5	1	.228

**BOYD, HUDSON CALDER**

**PITCHER**

HEIGHT: 6-2

BATS: R

BORN: 10/18/1992 in Ft. Myers, FL

WEIGHT: 236

THROWS: R

RESIDES: Ft. Myers, FL

SIGNED BY: Billy Corrigan

SCHOOL: Bishop Verot (FL) High School

HOW OBTAINED: Twins compensation round pick (55th overall) in the 2011 First-Year Player Draft.

2014: Spent his second season with Single-A Cedar Rapids, making 44 relief appearances and saving a team-high seven games...**2012:** Named Florida State League Player of the Week July 9-15...ranked 19th among Twins prospects by MLB.com entering the 2013 season...**2011:** Ranked 18th best prospect in Twins organization by *Baseball America* entering 2012.

YEAR	TEAM	W-L	ERA	G	GS	CG	SH	SV	IP	H	R	ER	HR	HB	BB	SO	WP	BK	BAA
2012	Elizabethton	2-5	2.95	13	13	0	0	0	58.0	63	33	19	7	5	23	36	3	0	.270
2013	Cedar Rapids	4-5	4.98	29	16	0	0	0	103.0	101	62	57	10	6	56	72	6	0	.260
2014	Cedar Rapids	4-4	4.34	44	0	0	0	7	58.0	52	32	28	5	3	31	45	7	0	.240
Minor League Totals		10-14	4.27	86	29	0	0	7	219.0	216	127	104	22	14	110	153	16	0	.257



SEE PAGE 37

## BURDI, NICHOLAS EDWARD (NICK)

PITCHER

HEIGHT: 6-5

BATS: R

BORN: 1/19/1993 in Downers Grove, IL

WEIGHT: 222

THROWS: R

RESIDES: Downers Grove, IL

SIGNED BY: Alan Sandberg

SCHOOL: University of Louisville

HOW OBTAINED: Twins 2nd round pick in the 2014 First-Year Player Draft.

2014: Split his first professional season between Single-A affiliates Cedar Rapids and Ft. Myers...allowed six runs in his first six appearances on the season with Cedar Rapids and followed by allowing no runs and just four hits over his next seven appearances (8.0 IP) before being transferred to Ft. Myers August 12...allowed just five hits and no runs while striking out 12 in 7.1 innings for the Miracle to finish the season...finished the season with 38 strikeouts and 10 walks in 20.1 innings...voted as having the best fastball in the Midwest League, and best fastball and best slider in the Twins system according to *Baseball America's* Best Tools survey...named the Twins seventh best prospect entering 2015 by *Baseball America*...PERSONAL: Was ranked as the 31st overall prospect entering the draft by MLB.com and 36th overall by *Baseball America*...went 7-6 with 32 saves, a 1.87 ERA (91.2 IP, 19 ER), 134 strikeouts and 33 walks in 70 appearances over three seasons for the University of Louisville...was named a Louisville Slugger All-American by Collegiate Baseball newspaper, First-Team All-Conference and a Golden Spikes Award finalist in 2014 after going 3-1 with 16 saves, a 0.54 ERA (33.1 IP, 2 ER), 58 strikeouts, 10 walks and an opponent batting average of .125...was originally selected by the Twins in the 24th round of the 2011 Draft.

YEAR	TEAM	W-L	ERA	G	GS	CG	SH	SV	IP	H	R	ER	HR	HB	BB	SO	WP	BK	BAA
2014	Cedar Rapids	0-0	4.15	13	0	0	0	4	13.0	8	6	6	0	0	8	26	2	0	.174
	Ft. Myers	2-0	0.00	7	0	0	0	1	7.1	5	0	0	0	1	2	12	2	0	.208
Minor League Totals		2-0	2.66	20	0	0	0	5	20.1	13	6	6	0	1	10	38	4	0	.186

## BUXTON, BYRON KEION

OUTFIELDER

SEE PAGE 39

## CABRERA, ROBENER

PITCHER

HEIGHT: 6-3

BATS: R

BORN: 1/25/1994 in Santiago de los Caballeros, DR

WEIGHT: 215

THROWS: R

RESIDES: Santiago de los Caballeros, DR

SIGNED BY: Fred Guerrero

SCHOOL: --

HOW OBTAINED: Signed as an undrafted free agent, February 1, 2013.

YEAR	TEAM	W-L	ERA	G	GS	CG	SH	SV	IP	H	R	ER	HR	HB	BB	SO	WP	BK	BAA
2013	DSL Twins	1-2	4.66	20	2	0	0	2	36.2	34	23	19	0	4	12	26	9	0	.239
2014	DSL Twins	3-3	4.03	15	5	0	0	0	44.2	36	23	20	0	6	17	42	7	0	.228
Minor League Totals		4-5	4.32	35	7	0	0	2	81.1	70	46	39	0	10	29	68	16	0	.233

## CEDEROTH, MICHAEL SEAN

PITCHER

HEIGHT: 6-6

BATS: R

BORN: 11/25/1992 in Santa Ana, CA

WEIGHT: 214

THROWS: R

RESIDES: El Cajon, CA

SIGNED BY: John Leavitt

SCHOOL: San Diego State University

HOW OBTAINED: Twins 3rd round pick in the 2014 First-Year Player Draft.

2014: Spent his first professional season with Rookie Elizabethton...made 10 straight starts and ended the season with a 1.0-inning relief appearance...struckout seven batters over 4.0 innings August 1...named the 23rd best prospect in the Twins system by *Baseball America* entering 2015...PERSONAL: Named a First-Team Louisville Slugger All-American by Collegiate Baseball newspaper and the 46th overall prospect in the draft by *Baseball America*...was the San Diego State closer as a junior in 2014...prior to 2014 season was named to the *Baseball America* Preseason All-America Third Team, the No. 11 junior prospect in the nation by *Baseball America* and was named to the College Sports Madness Preseason All-Mountain West First-Team...posted a 6-2 record with 20 saves, a 2.28 ERA (51.1 IP, 13 ER), 55 strikeouts, 28 walks and a .205 batting average against in 31 appearances (1 start)...was originally selected by Arizona in the 41st round of the 2011 Draft...two-year baseball letterman at Steele Canyon High School in Spring Valley, CA...as a senior went 4-4 with one save and a 2.33 ERA...tossed five complete games and recorded 104 strikeouts over 72.0 innings...was a First-Team All-East County selection...named to All-Grossmont Hills League Second-Team...competed for the Cougars basketball team as a sophomore and junior...named honorable mention all-Grossmont Hills League for the 2009-10 campaign and was a team captain during his junior season.

YEAR	TEAM	W-L	ERA	G	GS	CG	SH	SV	IP	H	R	ER	HR	HB	BB	SO	WP	BK	BAA
2014	Elizabethton	4-2	3.55	11	10	0	0	0	45.2	41	26	18	1	7	18	42	7	0	.227
Minor League Totals		4-2	3.55	11	10	0	0	0	45.2	41	26	18	1	7	18	42	7	0	.227

## CHARGOIS, JON THOMAS (J.T.)

PITCHER

HEIGHT: 6-3

BATS: S

BORN: 12/3/1990 in Sulphur, LA

WEIGHT: 200

THROWS: R

RESIDES: League City, TX

SIGNED BY: Greg Runser

SCHOOL: Rice University

HOW OBTAINED: Twins 2nd round pick in the 2012 First-Year Player Draft.

2014: Missed entire season due to injury...named the 21st best prospect in the Twins system by *Baseball America* entering 2015...2013: Missed entire season with a right forearm strain...2012: Ranked No. 11 among Twins prospects by MLB.com entering the 2013 season...PERSONAL: Was named First Team All-Conference USA for Rice University in 2012...finished the season making 25 appearances, all in relief, with another 49 starts in the batting order as either the designated hitter (32 times) or first baseman (17 times)...went 4-1, 2.15 ERA in 37.2 total innings...led the team and ranked among the Conference USA leaders with eight saves...was a 2009 graduate of Sulphur (LA) High School...was a pitcher/switch-hitting shortstop who helped lead his team to its first postseason appearance in three years...earned 5A All-State honors as a utility player...First-Team All-District 3-5A pitcher...2009 All-Southwest Team...hit .393 with 12 home runs and a .827 slugging percentage...maintained a 1.02 ERA in 61.2 innings...named to the Louisiana Baseball Coaches All-Star Team...selected to the state's 5A All-Academic team...graduated summa cum laude...was a member of the National Honor Society, 4-H, Calcasieu Junior Leaders and student council.

YEAR	TEAM	W-L	ERA	G	GS	CG	SH	SV	IP	H	R	ER	HR	HB	BB	SO	WP	BK	BAA
2012	Elizabethton	0-0	1.69	12	0	0	0	5	16.0	10	4	3	0	0	5	22	1	0	.182
2013	DID NOT PLAY - INJURED																		
2014	DID NOT PLAY - INJURED																		
Minor League Totals		0-0	1.69	12	0	0	0	5	16.0	10	4	3	0	0	5	22	1	0	.182



## CHRISTENSEN, CHAD RICHARD

## OUTFIELDER

HEIGHT: 6-3

WEIGHT: 205

SIGNED BY: Mark Wilson

HOW OBTAINED: Twins 25th round pick in the 2013 First-Year Player Draft.

BATS: R

THROWS: R

SCHOOL: University of Nebraska

BORN: 10/6/1990 in Cedar Rapids, IA

RESIDES: Cedar Rapids, IA

2014: Spent the entire season with Single-A Cedar Rapids...had first multi-homer game May 19, going 4-for-4 with four RBI and three runs...led the team in hits and was second in RBI...stole a team-high 30 bases in 35 attempts, good for second most steals in the Twins farm system...his 84 runs were tied fourth most in the Midwest League...his 73 RBI were fourth most in the Twins system...played in 90 games at first base, 20 in left, 10 in right and six in center...2013: Began his professional career with the GCL Twins...PERSONAL: Was a First-Team All-Big Ten performer in the outfield for Nebraska in 2013 after being named a First-Team All-Conference infielder in 2012...led the Huskers in seven offensive categories, including batting average (.364), slugging percentage (.453), on-base percentage (.436), runs (45), triples (8), stolen bases (8) and sac flies (6), while ranking second in hits (82), RBI (39), home runs (2) and total bases (102)...hit over .300 for the first time in his career in 2012 with a .311 batting average...in 2010 became Nebraska's starting shortstop the second half of the season, hitting .262 with six homers and 15 RBIs in 42 games, the most home runs by a Husker freshman since Alex Gordon hit seven in 2003...was a four-year performer at Washington High School in Cedar Rapids, IA...finished his career holding school records for batting average (.438), homers (42), RBI (163), hits (208), runs scored (166), walks (66), wins (20) and saves (nine)...named First-Team Super State as a senior shortstop after hitting .524 with 16 homers, 49 RBI, 57 runs scored and 26 stolen bases in helping Washington High School to the state tournament in 2009...earned First-Team Class 4A All-State honors at shortstop as a junior, hitting .565 with 17 homers en route to earning Mississippi Valley Conference MVP honors...was a three-time All-Metro and All-Conference pick, as he hit .408 with seven homers during his sophomore campaign...was a three-sport athlete, as he played basketball and ran track...named All-Metro in basketball during his senior year...was on the honor roll throughout his entire high school career and was a member of the National Honor Society...originally selected by Miami in the 35th round of the 2012 First-Year Player Draft.

YEAR	TEAM	AVG	G	AB	R	H	2B	3B	HR	RBI	SH	SF	HB	BB	SO	SB	CS	E	OBP
2013	GCL Twins	.235	47	162	23	38	7	3	3	21	2	4	4	13	21	4	2	13	.301
2014	Cedar Rapids	.272	127	492	84	134	24	7	9	73	2	6	11	42	133	30	5	7	.339
Minor League Totals		.263	174	654	107	172	31	10	12	94	4	10	15	55	154	34	7	20	.330

## CLAY, SAMUEL THOMAS HUNTER (SAM)

## PITCHER

HEIGHT: 6-3

WEIGHT: 210

SIGNED BY: Jack Powell

HOW OBTAINED: Twins 4th round pick in the 2014 First-Year Player Draft.

BATS: L

THROWS: L

SCHOOL: Georgia Tech

BORN: 6/21/1993 in Knoxville, TN

RESIDES: Davenport, FL

2014: Began his professional career with Rookie Elizabethton...tied for the team lead with 19 appearances...posted a 13.66 strikeout-per-9.0 inning rate...finished the season with eight scoreless appearances (16.0 IP), allowing just 12 hits and five walks while striking out 23...PERSONAL: As a sophomore at Georgia Tech, went 4-1 with eight saves, a 1.26 ERA (57.0 IP, 8 ER), 29 walks and 64 strikeouts while holding hitters to a .197 batting average in 31 appearances for the Yellow Jackets in 2014...his 1.26 ERA was the second best single-season mark in school history...in 54 appearances (1 start) in two seasons at Georgia Tech he went 6-1, 2.91 ERA (80.1 IP, 26 ER) with 49 walks and 81 strikeouts...was ranked as the 144th best prospect in the draft by *Baseball America*...three-year letterwinner in baseball and four-year football letterwinner at Buford (GA) High School...finished senior year going 6-2, 1.29 ERA with 102 strikeouts in 65.0 innings...was named ESPN's 2012 All-State baseball team...won state football titles his freshman, sophomore and junior seasons as the team's quarterback.

YEAR	TEAM	W-L	ERA	G	GS	CG	SH	SV	IP	H	R	ER	HR	HB	BB	SO	WP	BK	BAA
2014	Elizabethton	2-1	5.59	19	0	0	0	0	29.0	35	20	18	0	4	17	44	10	1	.285
Minor League Totals		2-1	5.59	19	0	0	0	0	29.0	35	20	18	0	4	17	44	10	1	.285

## CORCINO, EDGAR A.

## OUTFIELDER

HEIGHT: 6-2

WEIGHT: 190

DRAFTED BY: Detroit in the 26th round of the 2009 First-Year Player Draft.

HOW OBTAINED: Signed as a minor league free agent, January 16, 2015.

BATS: S

THROWS: R

BORN: 6/7/1992 in Santo Domingo, DR

RESIDES: Toa Baja, PR

SCHOOL: Adolfin Izarray De Puig High School (PR)

2014: Spent the entire season with Rockford of the independent Frontier League...2013: Released by Detroit March 28...split the season between Rockford and independent El Paso of the American Association...2012: Split the season between four stops in the Tigers system.

YEAR	TEAM	AVG	G	AB	R	H	2B	3B	HR	RBI	SH	SF	HB	BB	SO	SB	CS	E	OBP
2009	GCL Tigers	.160	8	25	2	4	1	0	1	4	1	0	0	4	10	0	0	0	.276
2010	GCL Tigers	.218	27	87	8	19	3	0	0	9	1	0	0	8	27	2	1	10	.284
2011	GCL Tigers	.201	51	174	23	35	9	0	5	15	1	1	4	20	51	3	2	14	.296
	Connecticut	.278	6	18	1	5	1	0	0	1	1	0	0	1	7	0	0	3	.316
2012	Connecticut	.179	42	140	21	25	2	6	1	12	2	2	2	15	27	4	4	8	.264
	West Michigan	.219	19	73	9	16	1	1	2	6	2	0	0	6	20	0	1	5	.278
	Lakeland	.400	2	5	1	2	0	0	1	1	0	0	0	0	1	0	0	0	.400
	Toledo	.250	3	4	0	1	0	0	0	0	1	0	0	0	1	0	0	0	.250
2013	Rockford	.312	58	218	34	68	13	3	6	28	1	1	1	25	34	9	2	3	.384
	El Paso	.232	33	112	12	26	5	3	2	15	0	2	1	13	26	0	2	9	.313
2014	Rockford	.302	95	371	63	112	12	6	11	51	2	2	3	26	57	10	2	9	.351
Minor League Totals		.203	158	526	65	107	17	7	10	48	9	3	6	54	144	9	8	40	.283
Independent League Totals		.294	186	701	109	206	30	12	19	94	3	5	5	64	117	19	6	21	.355

## CUESTO, DARLING FRANCISCO

## CATCHER

HEIGHT: 6-0

WEIGHT: 175

SIGNED BY: Luis Lajara

HOW OBTAINED: Signed as an undrafted free agent, July 2, 2014.

BATS: R

THROWS: R

SCHOOL: --

BORN: 10/12/1997 in Moca, Espailat, DR

RESIDES: Moca, Espailat, DR

YEAR	TEAM	AVG	G	AB	R	H	2B	3B	HR	RBI	SH	SF	HB	BB	SO	SB	CS	E	OBP
2015 will be his first season in professional baseball.																			



CURTISS, JOHN PICKENS

PITCHER

HEIGHT: 6-4  
WEIGHT: 210  
SIGNED BY: Marty Esposito  
HOW OBTAINED: Twins 6th round pick in the 2014 First-Year Player Draft.

BATS: R  
THROWS: R  
SCHOOL: University of Texas

BORN: 4/5/1993 in Dallas, TX  
RESIDES: Southlake, TX

2014: Spent first professional season with Rookie Elizabethton...made three straight relief appearances and ended the season making six straight starts...**PERSONAL:** Made 23 appearances (1 start) for the University of Texas as a redshirt sophomore in 2014, going 2-2 with eight saves, a 2.23 ERA (36.1 IP, 9 ER), 28 strikeouts and 13 walks as the Longhorn closer...underwent "Tommy John" surgery in the summer of 2012 and sat out the entire 2013 season...in 51 career appearances (5 starts) with Texas he went 4-5 with 10 saves, a 3.04 ERA (100.2 IP, 34 ER), 76 strikeouts and 38 walks...was originally selected by the Rockies in the 30th round of the 2011 Draft...was a double-major (History and English), and was named to the Capital One Academic All-America First-Team (named by CoSIDA) in 2014 as well as named to the Big 12 Commissioner's Honor Roll...lettered twice at Southlake (TX) High School...was team captain his senior year...won the Texas Hustle Award as a junior...named District 7-5A Pitcher of the Year for his senior season...was a USA Today Second-Team All-American as a senior...also a Rawlings Preseason Second-Team All-American...compiled a 9-0 record through 72.2 innings pitched with a 0.96 ERA and 101 strikeouts as a senior...also played for Logan Stout and the Dallas Patriots in the AABC Summer League.

YEAR	TEAM	W-L	ERA	G	GS	CG	SH	SV	IP	H	R	ER	HR	HB	BB	SO	WP	BK	BAA
2014	Elizabethton	2-1	2.30	9	6	0	0	0	31.1	33	8	8	1	0	7	41	3	0	.273
Minor League Totals		2-1	2.30	9	6	0	0	0	31.1	33	8	8	1	0	7	41	3	0	.273

CUTURA, ANDRO THOMAS

PITCHER

HEIGHT: 6-0  
WEIGHT: 195  
SIGNED BY: Greg Runser  
HOW OBTAINED: Twins 6th round pick in the 2014 First-Year Player Draft.

BATS: R  
THROWS: R  
SCHOOL: Southeastern Louisiana University

BORN: 8/22/1993 in Slidell, LA  
RESIDES: Pearl River, LA

2014: Missed the entire season due to injury...**PERSONAL:** Name pronounced chu-TWORR-ah...went 10-2 with three complete games and one shutout while posting a 1.95 ERA (106.0 IP, 23 ER) and striking out 99 compared to walking 21 in 16 starts for Southeastern Louisiana University in 2014...in three seasons for the Lions he combined to go 17-7 with four complete games, one shutout, a 3.00 ERA (215.2 IP, 72 ER), 159 strikeouts and 54 walks in 40 appearances (35 starts)...was named First-Team All-Southland Conference in 2014...pitched for Wareham in the Cape Cod League in 2013, going 2-3, 3.91 ERA (43.2 IP, 19 ER) with 29 strikeouts and 10 walks in nine appearances (7 starts)...is a first generation American, parents are from Bosnia...was a First-Team All-District as a junior and senior at Pearl River (LA) High School...honorable mention All-State as a junior...earned two letters each in baseball and soccer at Pearl River...earned two letters in baseball at Pope John Paul HS in Slidell, LA... member of Mu Alpha Theta, National Honor Society and Beta Club.

YEAR	TEAM	W-L	ERA	G	GS	CG	SH	SV	IP	H	R	ER	HR	HB	BB	SO	WP	BK	BAA
2014																			
		DID NOT PLAY - INJURED																	

DAVIS, TYREE DESHON

OUTFIELDER

HEIGHT: 6-3  
WEIGHT: 185  
SIGNED BY: Taylor Cameron  
HOW OBTAINED: Twins 37th pick in the 2014 First-Year Player Draft.

BATS: S  
THROWS: R  
SCHOOL: Centennial High School

BORN: 9/4/1995 in Compton, CA  
RESIDES: Compton, CA

YEAR	TEAM	AVG	G	AB	R	H	2B	3B	HR	RBI	SH	SF	HB	BB	SO	SB	CS	E	OBP
2014	GCL Twins	.087	38	103	11	9	2	2	0	3	0	0	2	14	43	7	1	3	.210
Minor League Totals		.087	38	103	11	9	2	2	0	3	0	0	2	14	43	7	1	3	.210

DE JESUS, MIGUEL ANGEL

PITCHER

HEIGHT: 6-2  
WEIGHT: 175  
SIGNED BY: Fred Guerrero  
HOW OBTAINED: Signed as an undrafted free agent, July 2, 2014.

BATS: R  
THROWS: R  
SCHOOL: --

BORN: 9/20/1995 in Santo Domingo Centro, DR  
RESIDES: Santo Domingo Norte, DR

YEAR	TEAM	W-L	ERA	G	GS	CG	SH	SV	IP	H	R	ER	HR	HB	BB	SO	WP	BK	BAA
2015																			

2015 will be his first season in professional baseball.

DE SAN MIGUEL, ALLAN MURRAY

CATCHER

HEIGHT: 5-9  
WEIGHT: 205  
ORIGINALLY SIGNED BY: Twins as an undrafted free agent, August 18, 2004.  
HOW OBTAINED: Signed as a minor league free agent, January 18, 2015.

BATS: R  
THROWS: R  
SCHOOL: --

BORN: 2/1/1988 in Perth, AUS  
RESIDES: Perth, AUS  
SCHOOL: --

2014: Spent entire season with Southern Maryland of the independent Atlantic League...2013: Spent the entire season with Single-A Frederick in Baltimore's system...hit .240 in 65 games...2012: Began the season with Double-A Bowie and recorded a hit in each of his first four games...drove in seven runs over four games between June 7 and June 12, registering two hits in three of those four contests...hit .255 with three home runs and 11 RBI in 16 home games with Bowie...finished the season with Single-A Frederick, where he batted .260 in 30 games...hit .462 (6-13) with two home runs versus left-handed pitching while with Frederick...hit .344 (11-32) and slugged .532 with runners in scoring position for Frederick...went 3-for-4 with a double, a home run, two RBI, and two runs scored on August 2 at Lynchburg, the first of three consecutive multi-hit games...recorded a hit for Frederick in 10 of 11 games from July 31-August 16...2011: Hit .190 in 42 at-bats...2010: Split time between Single-A Ft. Myers, Double-A New Britain and Triple-A Rochester...2009: Began season with Single-A Beloit...transferred to Single-A Ft. Myers May 11...transferred to Triple-A Rochester May 15...transferred to Ft. Myers May 22...had a hit safely in 13 of his first 16 games with the Miracle...transferred to Double-A New Britain June 19...transferred to Ft. Myers July 20...2008: Transferred to Beloit June 18...led Midwest League in runs scored...2007: Began season at Beloit...disabled with sprained right ankle May 29-June 18...transferred to Ft. Myers July 21...played in one game for the Miracle before being disabled for remainder of season with a fractured left pinky July 23...2006: Spent entire season at Beloit...rated the best defensive catcher in the Twins system by *Baseball America*, entering the 2007 season...2005: Began season at Rookie-Level GCL Twins...hit first professional home run June 24...transferred to Ft. Myers August 8...became the youngest player ever to play for the Miracle at 17-years-old when he debuted August 10...threw out 15 of 27 (56%) runners attempting to steal for GCL and five of 13 (38%) for Ft. Myers...rated as the best defensive catcher in the Twins system by *Baseball America* entering the 2006 season.



YEAR	TEAM	AVG	G	AB	R	H	2B	3B	HR	RBI	SH	SF	HB	BB	SO	SB	CS	E	OBP
2005	GCL Twins	.204	23	54	9	11	3	0	1	11	1	0	4	3	14	1	2	0	.295
	Ft. Myers	.242	11	33	3	8	2	0	0	4	0	1	1	4	11	0	0	2	.333
2006	Beloit	.208	71	202	20	42	10	0	0	21	7	1	12	17	61	2	0	6	.306
2007	Beloit	.190	34	105	10	20	3	0	4	20	2	2	2	9	33	1	3	3	.263
	Ft. Myers	.333	1	3	0	1	0	0	0	0	0	0	0	0	1	0	0	0	.333
2008	Ft. Myers	.123	24	65	5	8	1	1	1	5	2	2	1	8	21	0	0	0	.224
	Beloit	.269	45	130	22	35	9	0	1	25	4	1	7	21	39	1	2	8	.396
2009	Beloit	.333	3	9	3	3	1	0	0	2	0	0	0	3	2	0	0	1	.500
	Rochester	1.000	2	1	0	1	0	0	0	0	0	0	0	0	0	0	0	1	1.000
	New Britain	.196	22	56	13	11	4	1	0	8	1	1	3	15	20	0	0	2	.387
	Ft. Myers	.231	36	91	9	21	2	0	1	10	3	1	2	21	26	0	1	3	.383
2010	Rochester	.074	22	68	5	5	0	0	1	3	2	0	0	6	28	0	0	4	.149
	New Britain	.217	16	46	7	10	3	0	0	8	1	1	1	10	18	0	0	0	.362
	Ft. Myers	.194	49	139	17	27	6	0	5	24	4	2	4	31	53	1	0	6	.352
2011	New Britain	.190	13	42	5	8	2	0	0	2	1	0	0	3	15	0	0	1	.244
2012	Norfolk	.000	1	3	0	0	0	0	0	0	0	0	0	0	1	0	0	0	.000
	Bowie	.225	31	111	13	25	8	1	4	18	0	1	0	15	33	1	0	0	.315
	Frederick	.260	30	104	16	27	7	0	2	17	0	1	4	12	29	3	1	3	.355
2013	Frederick	.240	65	221	31	53	10	0	10	33	1	0	10	34	57	3	1	4	.366
2014	Southern Maryland	.203	61	187	20	38	7	1	5	21	5	1	3	20	51	0	1	1	.289
Minor League Totals		.213	499	1483	188	316	71	3	30	211	29	14	51	212	462	13	10	43	.329
Independent League Totals		.203	61	187	20	38	7	1	5	21	5	1	3	20	51	0	1	1	.289

**DEAN, PATRICK MICHAEL (PAT)****PITCHER**

HEIGHT: 6-1

BATS: L

BORN: 5/25/1989 in Waterbury, CT

WEIGHT: 183

THROWS: L

RESIDES: Naugatuck, CT

SIGNED BY: John Wilson

SCHOOL: Boston College

HOW OBTAINED: Twins 3rd round pick in the 2010 First-Year Player Draft.

2014: Spent entire season in the Double-A New Britain starting rotation...made 26 starts and tossed a team-high 144.0 innings...set a career-high with 83 strikeouts...2013: Began season with Double-A New Britain and made 22 starts including two complete games, one shutout...finished second among Rock Cats in wins and innings pitched...1.22 walks-per-9.0 innings pitched was the lowest in the Eastern League...promoted to Triple-A Rochester where he finished and made six starts...named International League Pitcher of the Week, August 12...2012: Florida State League All-Star Game selection...2011: Appeared in 20 games...named Midwest League Player of the Week June 6-12...2010: Began his professional career with Rookie Elizabethton...ranked second on team in WHIP...ranked 16th best prospect in Appalachian League and Twins 23rd best prospect by *Baseball America* entering 2011...PERSONAL: Played three seasons for Boston College...ranks ninth all-time in BC history in career strikeouts (172) and his 2009 total of 90 ranks third in a single-season...was a four-year varsity letterman in high school...compiled a 29-8 career pitching record...totaled 292 strikeouts in 237.2 innings during varsity career...pitched a no-hitter and perfect game in consecutive starts as a senior...registered 0.67 earned run average in 2007...was a three-time Naugatuck Valley All-League First-Team and All-State First-Team selection...also an All-Suburban basketball player.

YEAR	TEAM	W-L	ERA	G	GS	CG	SH	SV	IP	H	R	ER	HR	HB	BB	SO	WP	BK	BAA
2010	GCL Twins	0-0	0.00	4	0	0	0	0	5.0	3	0	0	0	0	0	5	0	0	.176
	Elizabethton	2-2	2.59	5	5	0	0	0	24.1	17	10	7	3	0	1	32	0	0	.198
2011	Beloit	2-0	2.86	8	8	0	0	0	44.0	40	15	14	4	1	9	37	4	0	.242
	Ft. Myers	3-6	6.67	11	11	0	0	0	58.0	83	51	43	8	4	15	36	1	0	.332
	New Britain	0-1	4.50	1	1	0	0	0	6.0	9	3	3	0	0	1	3	0	0	.346
2012	Ft. Myers	10-8	3.99	28	28	0	0	0	153.1	177	74	68	11	5	33	81	0	1	.289
2013	New Britain	6-11	4.68	22	22	2	1	0	125.0	151	72	65	12	2	17	61	2	2	.295
	Rochester	3-2	2.03	6	6	0	0	0	40.0	38	14	9	0	1	5	22	0	0	.253
2014	New Britain	8-9	4.81	26	26	1	0	0	144.0	192	91	77	20	8	31	83	3	0	.320
Minor League Totals		34-39	4.29	111	107	3	1	0	599.2	710	330	286	58	21	112	360	10	3	.294

**DEL ROSARIO, EDUARDO ANTONIO****PITCHER**

HEIGHT: 6-0

BATS: R

BORN: 5/19/1995 in Yamasa, DR

WEIGHT: 150

THROWS: R

RESIDES: Yamasa, DR

SIGNED BY: Fred Guerrero

SCHOOL: --

HOW OBTAINED: Signed as an undrafted free agent, December 21, 2012.

2014: Spent his second professional season with the GCL Twins, his first season in the states...four wins were second most on the team...2013: Played entire season with DSL Twins...tied for the team lead with nine starts.

YEAR	TEAM	W-L	ERA	G	GS	CG	SH	SV	IP	H	R	ER	HR	HB	BB	SO	WP	BK	BAA
2013	DSL Twins	2-3	2.03	15	9	0	0	1	44.1	22	19	10	1	6	25	30	10	0	.154
2014	GCL Twins	4-1	3.49	17	0	0	0	1	28.1	27	17	11	1	1	9	25	4	2	.237
Minor League Totals		6-4	2.60	32	9	0	0	2	72.2	49	36	21	2	7	34	55	14	2	.191

**DIAZ, ARGENIS JOSE****INFIELDER**

SEE PAGE 43



DIAZ, LEWIN JOSE																			OUTFIELDER		
HEIGHT: 6-3					BATS: L					BORN: 11/19/1996 in Santiago de los Caballeros, DR											
WEIGHT: 180					THROWS: L					RESIDES: Santiago de los Caballeros, DR											
SIGNED BY: Fred Guerrero					SCHOOL: - -																
HOW OBTAINED: Signed as an undrafted free agent, July 2, 2013.																					
2014: Spent entire sason with DSL Twins...hit five of the DSL Twins seven home runs on the season...finished second on the club in doubles and OPS (.836)...finished the season strong, batting .500 (5-for-10) with two doubles, two home runs and five RBI in his final three games...named the 18th best prospect in the Twins system by <i>Baseball America</i> following the season...2013: Named the 21st best prospect in the Twins system by <i>Baseball America</i> entering 2014.																					
YEAR	TEAM	AVG	G	AB	R	H	2B	3B	HR	RBI	SH	SF	HB	BB	SO	SB	CS	E	OBP		
2014	DSL Twins	.257	43	144	17	37	13	0	5	27	0	0	4	26	24	0	0	7	.385		
Minor League Totals		.257	43	144	17	37	13	0	5	27	0	0	4	26	24	0	0	7	.385		

DIEMER, AUSTIN WILLIAM														OUTFIELDER					
HEIGHT: 6-1				BATS: R				BORN: 4/28/1993 in Carmichael, CA											
WEIGHT: 205				THROWS: R				RESIDES: Rocklin, CA											
SIGNED BY: John Leavitt				SCHOOL: Cal State Fullerton															
HOW OBTAINED: Twins 28th round pick in the 2014 First-Year Player Draft.																			
2014: Spent his first professional season with Rookie Elizabethton...hit his first career home run in his first game, June 19... <b>PERSONAL:</b> Was a three-year letterwinner at Rocklin (CA) High School...was inducted into the Rocklin Athletic Hall of Fame in 2011 after completing his playing career that also included outstanding academic achievement (Scholar-Athlete, a California Scholarship Federation member from 2008-11, 2010 Honor Guard, and four years of straight "A"s)...was a First-Team All-Sierra Foothill League selection in 2010 after hitting .374 with a home run, 10 doubles, four triples and 38 runs scored...as a senior in 2011, hit .415 with 20 RBI, six triples and 26 stolen bases and was named the SFL's MVP...was a two-time All-Sac Metro honoree, a two-time RHS offensive player of the year, and was an All-State Second-Teamer as a senior...set career and season records for Rocklin High School in triples (10 in his career and six in 2011) and also set a single-season school record in stolen bases (26 in 2011)...originally drafted in the 26th round of the 2011 First-Year Player Draft by Cleveland.																			
YEAR	TEAM	AVG	G	AB	R	H	2B	3B	HR	RBI	SH	SF	HB	BB	SO	SB	CS	E	OBP
2014	Elizabethton	.227	55	203	26	46	6	0	2	12	1	0	12	11	53	10	2	4	.305
Minor League Totals		.227	55	203	26	46	6	0	2	12	1	0	12	11	53	10	2	4	.305

DOE, BRETT FRANKLIN										INFIELDER									
HEIGHT: 5-10					BATS: R					BORN: 6/12/1990 Mesquite, TX									
WEIGHT: 191					THROWS: R					RESIDES: Big Spring, TX									
SIGNED BY: Martin Esposito					SCHOOL: Baylor University														
HOW OBTAINED: Twins 38th round pick in the 2014 First-Year Player Draft.																			
2014: Spent his first professional season with Rookie Elizabethton...hit his first career home run July 20...PERSONAL: Attended Baylor University from 2013-14 where he was a three-time Big 12 Commissioner's Honor Roll student...attended Navarro Junior College from 2011-12, playing shortstop and leading them to the school's first NCAA national championship in 2011 and runner-up in 2012...redshirted at the University of New Mexico in 2010 before transferring to Navarro...played shortstop for his father, coach Bobby Doe, at Mesquite (TX) Poteet High School...four-year letterwinner...helped Poteet to four consecutive district championships...received All-District honors all four varsity seasons...First-Team All-State in 2008 and 09...named district Defensive MVP in 2008...played in 2009 North Texas High School and THBCA All-Star Games.																			
YEAR	TEAM	AVG	G	AB	R	H	2B	3B	HR	RBI	SH	SF	HB	BB	SO	SB	CS	E	OBP
2014	Elizabethton	.207	23	58	7	12	3	1	1	5	0	0	5	4	13	0	0	5	.313
Minor League Totals		.207	23	58	7	12	3	1	1	5	0	0	5	4	13	0	0	5	.313

DUFFEY, TYLER BLINN										PITCHER									
SEE PAGE 51																			

EADES, RYAN NELSON																			PITCHER	
<b>HEIGHT:</b> 6-3					<b>BATS:</b> S					<b>BORN:</b> 12/15/1991 in Slidell, LA										
<b>WEIGHT:</b> 200					<b>THROWS:</b> R					<b>RESIDES:</b> Slidell, LA										
<b>SIGNED BY:</b> Greg Runser					<b>SCHOOL:</b> Louisiana State University															
<b>HOW OBTAINED:</b> Twins 2nd round pick in the 2013 First-Year Player Draft.																				
2014: Spent his second professional season with Single-A Cedar Rapids in the starting rotation...tossed a complete game shutout in his fifth start of the season April 12 vs. Kane County, a 6.0 inning outing allowing three hits and one walk while striking out six...nine of his 25 starts were quality, four of which he did not allow an earned run...went 3-0, 2.86 ERA (28.1 IP, 9 ER) in five appearances (4 starts) in August...led the Kernels in appearances, starts, innings and wins...10 wins were tied third most in the Midwest League...2013: Appeared in 10 games as a reliever in his first professional season... <b>PERSONAL:</b> Attended Louisiana State University where he went 8-1, 2.81 ERA (96.0 IP, 30 ER) with 30 walks and 77 strikeouts in 16 starts for Tigers in 2013 as a junior...was 17-5, 3.59 ERA (233.0 IP, 93 ER), 76 walks and 171 strikeouts in 51 career appearances (39 starts) over three seasons from 2011-13...named the 2011 Cape Cod League Pitcher of the Year as he posted a 3-0 mark and a 0.84 ERA in 32.1 innings with seven walks and 23 strikeouts...was a two-way player in high school that led Northshore High School to the state title as a junior in 2009...was a 2008 and 2009 First-Team All-State and 2009 First-Team All-Southeast Region...did not pitch his senior season at Northshore due to surgery to repair a torn labrum but batted .400 with six home runs and 39 RBI...hit .369 with six home runs and 53 RBI as a junior...named the top baseball prospect in the state of Louisiana in 2008 after tossing 55.1 innings and striking out 63 in his sophomore season...father, who passed away in 2004, played in the Cincinnati Reds organization...originally selected by the Colorado Rockies in the 19th round of the 2010 First-Year Player Draft.																				
YEAR	TEAM	W-L	ERA	G	GS	CG	SH	SV	IP	H	R	ER	HR	HB	BB	SO	WP	BK	BAA	
2013	Elizabethton	0-0	4.60	10	0	0	0	0	15.2	13	9	8	0	2	12	13	3	0	.236	
2014	Cedar Rapids	10-11	5.14	26	25	1	1	0	133.0	147	85	76	11	10	50	98	13	0	.285	
<b>Minor League Totals</b>		<b>10-11</b>	<b>5.09</b>	<b>36</b>	<b>25</b>	<b>1</b>	<b>1</b>	<b>0</b>	<b>148.2</b>	<b>160</b>	<b>94</b>	<b>84</b>	<b>11</b>	<b>12</b>	<b>62</b>	<b>111</b>	<b>16</b>	<b>0</b>	<b>.280</b>	



**EASTON, BRANDON MICHAEL****PITCHER****HEIGHT:** 6-6**WEIGHT:** 197**SIGNED BY:** Jay Weitzel**HOW OBTAINED:** Twins 24th round pick in the 2013 First-Year Player Draft.**BATS:** L**THROWS:** L**SCHOOL:** Lakeland Community College (OH)**BORN:** 9/21/1992 in Chardon, OH**RESIDES:** Rome, OH

2014: His 2.70 ERA was the fourth lowest among qualified pitchers in the GCL and second lowest among Twins minor leaguers...led team in strikeouts and innings.

YEAR	TEAM	W-L	ERA	G	GS	CG	SH	SV	IP	H	R	ER	HR	HB	BB	SO	WP	BK	BAA
2013	GCL Twins	1-3	7.45	10	3	0	0	0	19.1	25	21	16	0	0	13	11	4	0	.312
2014	GCL Twins	2-2	2.70	12	10	0	0	0	50.0	48	22	15	2	2	20	46	4	0	.253
Minor League Totals		3-5	4.02	22	13	0	0	0	69.1	73	43	31	2	2	33	57	8	0	.270

**EBERSOHN, ROWAN KYLE****OUTFIELDER****HEIGHT:** 5-10**WEIGHT:** 195**SIGNED BY:** Glenn Godwin**HOW OBTAINED:** Signed as an undrafted free agent, July 3, 2014.**BATS:** L**THROWS:** L**SCHOOL:** --**BORN:** 4/16/1996 in Benoni, South Africa**RESIDES:** Johannesburg, South Africa

YEAR	TEAM	AVG	G	AB	R	H	2B	3B	HR	RBI	SH	SF	HB	BB	SO	SB	CS	E	OBP
------	------	-----	---	----	---	---	----	----	----	-----	----	----	----	----	----	----	----	---	-----

2015 will be his first season in professional baseball.

**ENCARNACION, FRANK CARLOS****OUTFIELDER****HEIGHT:** 6-0**WEIGHT:** 205**SIGNED BY:** Fred Guerrero**HOW OBTAINED:** Signed as an undrafted free agent, May 7, 2013.**BATS:** R**THROWS:** L**SCHOOL:** --**BORN:** 11/1/1995 in Santo Domingo Este, DR**RESIDES:** Sabana Perdida, DR

2014: Spent his first season in the states with the GCL Twins...2013: Led the DSL Twins with 13 doubles and tied for team lead with two home runs.

YEAR	TEAM	AVG	G	AB	R	H	2B	3B	HR	RBI	SH	SF	HB	BB	SO	SB	CS	E	OBP
2013	DSL Twins	.273	39	139	15	38	13	2	2	25	0	2	4	13	32	6	3	2	.348
2014	GCL Twins	.198	26	81	3	16	3	0	0	3	2	0	1	4	23	6	2	3	.244
Minor League Totals		.245	65	220	18	54	16	2	2	28	2	2	5	17	55	12	5	5	.311

**ENGLISH, TANNER ALAN****OUTFIELDER****HEIGHT:** 5-10**WEIGHT:** 165**SIGNED BY:** Ricky Taylor**HOW OBTAINED:** Twins 11th round pick in the 2014 First-Year Player Draft.**BATS:** R**THROWS:** R**SCHOOL:** University of South Carolina**BORN:** 3/11/1993 in Pittsburgh, PA**RESIDES:** Murrells Inlet, SC

2014: Spent first professional season with Rookie Elizabethton...played 26 games in centerfield...hit his first career home run in his first game, a solo shot, June 26...went 4-for-5 in that game. **PERSONAL:** Played for the University of South Carolina from 2012-14, batting .389 (182-for-629) with 26 doubles, eight triples, two home runs, 73 RBI and 42 stolen bases...named to the SEC All-Defensive Team in 2014, SEC All-Freshman Team in 2012 and SEC Academic Honor Roll in 2013 and 14...helped lead St. James High School to Class AAA state championship...was 2011 South Carolina AAA All-State and a SC/NC Select All-Star Game selection...rated No. 50 best high school prospect in the nation and No. 3 best high school prospect in state of South Carolina by Perfect Game USA, No. 3 best high school prospect in the state of South Carolina by Baseball America, No. 1 outfielder in state of South Carolina and No. 5 high school prospect in state of South Carolina by Diamond Prospects...hit .412 his senior season with seven home runs and 23 RBI with 28 stolen bases...originally selected in the 13th round of the 2011 First-Year Player Draft by Tampa Bay.

YEAR	TEAM	AVG	G	AB	R	H	2B	3B	HR	RBI	SH	SF	HB	BB	SO	SB	CS	E	OBP
2014	Elizabethton	.316	32	114	20	36	5	2	3	16	2	0	7	18	27	5	1	1	.439
Minor League Totals		.316	32	114	20	36	5	2	3	16	2	0	7	18	27	5	1	1	.439

**FARFAN, ONAS HERNAN****PITCHER****HEIGHT:** 5-11**WEIGHT:** 200**SIGNED BY:** Mark Wilson**HOW OBTAINED:** Twins 21st round pick in the 2014 First-Year Player Draft.**BATS:** L**THROWS:** L**SCHOOL:** Ridgewater College (MN)**BORN:** 6/23/1993 in St. Paul, MN**RESIDES:** St. Paul, MN

2014: Spent his first professional season with the GCL Twins...placed on the 7-day disabled list July 23 and ended the season on the 60-day DL. **PERSONAL:** Played for Ridgewater College (MN) in 2013, striking out 38 in 35.1 innings...in final outing struckout 12, walked one and gave up six hits...played for La Crosse in the Northwoods League and allowed one hit and one run with eight strikeouts and four walks in 10.0 innings...pitched for Alexandria in the Northwoods League in 2014...committed to play for the University of Mary prior to being drafted...2012 graduate of Robbinsdale Cooper High School...first player ever drafted to play in the Twins RBI program.

YEAR	TEAM	W-L	ERA	G	GS	CG	SH	SV	IP	H	R	ER	HR	HB	BB	SO	WP	BK	BAA
2014	GCL Twins	0-1	4.80	6	3	0	0	0	15.0	14	8	8	0	1	11	15	3	2	.241
Minor League Totals		0-1	4.80	6	3	0	0	0	15.0	14	8	8	0	1	11	15	3	2	.241

**FARRIS, ERIC MICHAEL-JAY****OUTFIELDER**

SEE PAGE 54

**FELIZ, DANNY OSCAR****PITCHER****HEIGHT:** 6-0**WEIGHT:** 170**SIGNED BY:** Eduardo Soriano**HOW OBTAINED:** Signed as an undrafted free agent, July 2, 2014.**BATS:** R**THROWS:** R**SCHOOL:** --**BORN:** 12/12/1996 in Santo Domingo Centro, DR**RESIDES:** Santo Domingo Oeste, DR

YEAR	TEAM	W-L	ERA	G	GS	CG	SH	SV	IP	H	R	ER	HR	HB	BB	SO	WP	BK	BAA
------	------	-----	-----	---	----	----	----	----	----	---	---	----	----	----	----	----	----	----	-----

2015 will be his first season in professional baseball.



<b>FERNANDEZ, JORGE JHAMIL [JAY]</b>														<b>CATCHER</b>			
--------------------------------------	--	--	--	--	--	--	--	--	--	--	--	--	--	----------------	--	--	--

<b>HEIGHT:</b> 6-3		<b>BATS:</b> S		<b>BORN:</b> 3/30/1994 in Caguas, PR															
<b>WEIGHT:</b> 211		<b>THROWS:</b> R		<b>RESIDES:</b> Yabucua, PR															
<b>SIGNED BY:</b> Hector Otero		<b>SCHOOL:</b> Colegio Hector Urdaneta (PR) High School																	
<b>HOW OBTAINED:</b> Twins 7th round pick in the 2012 First-Year Player Draft.																			
2014: Spent the entire season with Rookie Elizabethton...his .321 average was second on the team...placed on the 7-day disabled list July 1; reinstated July 21.																			
YEAR	TEAM	AVG	G	AB	R	H	2B	3B	HR	RBI	SH	SF	HB	BB	SO	SB	CS	E	OBP
2012	GCL Twins	.263	30	99	9	26	2	0	0	10	1	1	1	3	27	1	0	3	.288
2013	GCL Twins	.236	36	123	14	29	7	2	3	19	0	3	2	6	19	2	1	2	.276
2014	Elizabethton	.321	33	109	13	35	6	2	1	25	0	2	0	8	23	1	1	2	.361
Minor League Totals		.272	99	331	36	90	15	4	4	54	1	6	3	17	69	4	2	7	.308

<b>FRANCO, EDWIN ALEXANDER</b>														<b>SHORTSTOP</b>			
--------------------------------	--	--	--	--	--	--	--	--	--	--	--	--	--	------------------	--	--	--

<b>HEIGHT:</b> 5-11			<b>BATS:</b> S			<b>BORN:</b> 10/7/1994 in Barahona, DR													
<b>WEIGHT:</b> 160			<b>THROWS:</b> R			<b>RESIDES:</b> Bani, DR													
<b>SIGNED BY:</b> Fred Guerrero			<b>SCHOOL:</b> --																
<b>HOW OBTAINED:</b> Signed as an undrafted free agent, January 21, 2014.																			
<b>YEAR</b>	<b>TEAM</b>	<b>AVG</b>	<b>G</b>	<b>AB</b>	<b>R</b>	<b>H</b>	<b>2B</b>	<b>3B</b>	<b>HR</b>	<b>RBI</b>	<b>SH</b>	<b>SF</b>	<b>HB</b>	<b>BB</b>	<b>SO</b>	<b>SB</b>	<b>CS</b>	<b>E</b>	<b>OBP</b>
2014	DSL Twins	.093	19	43	8	4	0	0	0	5	0	0	0	9	16	7	3	5	.250
<b>Minor League Totals</b>		<b>.093</b>	<b>19</b>	<b>43</b>	<b>8</b>	<b>4</b>	<b>0</b>	<b>0</b>	<b>0</b>	<b>5</b>	<b>0</b>	<b>0</b>	<b>0</b>	<b>9</b>	<b>16</b>	<b>7</b>	<b>3</b>	<b>5</b>	<b>.250</b>

<b>FRYER, ERIC JOSEPH</b>														<b>CATCHER</b>			
---------------------------	--	--	--	--	--	--	--	--	--	--	--	--	--	----------------	--	--	--

SEE PAGE 58

<b>GALLANT, JUSTIN DALLAS [DALLAS]</b>														<b>PITCHER</b>			
--	--	--	--	--	--	--	--	--	--	--	--	--	--	----------------	--	--	--

<b>HEIGHT:</b> 6-3	<b>BATS:</b> R	<b>BORN:</b> 1/25/1989 in Huntsville, TX
<b>WEIGHT:</b> 192	<b>THROWS:</b> R	<b>RESIDES:</b> Trinity, TX
<b>SIGNED BY:</b> Greg Runser	<b>SCHOOL:</b> Sam Houston State University (TX)	
<b>HOW OBTAINED:</b> Twins 23rd round pick in the 2010 First-Year Player Draft.		

2014: Spent the entire season with Single-A Cedar Rapids...0.64 ERA was the lowest on the team and 21 appearances were second among primary relievers...struckout 46 and walked just nine for a 13.79 strikeouts-per-9.0 innings and 2.89 walks-per-9.0 innings ratio...**PERSONAL:** Three-year letterman with 53 appearances and 16 wins on the mound for Sam Houston State...led team in starts (12), strikeouts (78) and innings (84.0) in his final season in 2010...pitched in 15 games as a sophomore with nine starts in 2009...All-Southland Conference honorable mention selection as true freshman...posted 7-1 record in league play and 9-4 record for the season with a 4.98 ERA, pitching in 21 games (11 starts) and three complete games...earned All-Tournament honors as winning pitcher in two of Sam Houston's four victories in Southland postseason event...led the NCAA Regional first round game against Rice...was named All-State and All-District pitcher and catcher for Trinity (TX) High School, as well as the team's Most Valuable Player...led Trinity to district title and regional finals...played for Houston Heat club team, earning honors as NABF World Series MVP in 2007...also played football in high school.

<b>YEAR</b>	<b>TEAM</b>	<b>W-L</b>	<b>ERA</b>	<b>G</b>	<b>GS</b>	<b>CG</b>	<b>SH</b>	<b>SV</b>	<b>IP</b>	<b>H</b>	<b>R</b>	<b>ER</b>	<b>HR</b>	<b>HB</b>	<b>BB</b>	<b>SO</b>	<b>WP</b>	<b>BK</b>	<b>BAA</b>
2010	Elizabethton	2-0	1.98	6	0	0	0	0	13.2	9	3	3	2	1	5	15	0	1	.184
2011	Elizabethton	DID NOT PLAY - INJURED																	
2012	Elizabethton	0-0	0.00	5	0	0	0	1	6.0	3	0	0	0	0	0	8	0	0	.143
	Beloit	1-0	2.53	9	0	0	0	1	10.2	6	4	3	0	0	8	14	0	0	.167
2013	Elizabethton	2-1	5.40	8	0	0	0	0	10.0	8	6	6	0	1	4	8	0	0	.229
	Cedar Rapids	1-0	5.51	14	0	0	0	1	16.1	13	11	10	3	0	13	28	3	0	.213
2014	Cedar Rapids	2-1	0.64	21	0	0	0	5	28.0	12	3	2	0	1	9	46	1	0	.125
<b>Minor League Totals</b>		<b>8-2</b>	<b>2.55</b>	<b>63</b>	<b>0</b>	<b>0</b>	<b>0</b>	<b>8</b>	<b>84.2</b>	<b>51</b>	<b>27</b>	<b>24</b>	<b>5</b>	<b>3</b>	<b>39</b>	<b>119</b>	<b>4</b>	<b>1</b>	<b>.171</b>

<b>GARVER, MITCHELL LYNN [MITCH]</b>														<b>CATCHER</b>			
--------------------------------------	--	--	--	--	--	--	--	--	--	--	--	--	--	----------------	--	--	--

SEE PAGE 60

<b>GIBBONS, SAM NORMAN</b>														<b>PITCHER</b>			
----------------------------	--	--	--	--	--	--	--	--	--	--	--	--	--	----------------	--	--	--

<b>HEIGHT:</b> 6-4	<b>BATS:</b> L	<b>BORN:</b> 12/12/1993 in Geelong, Victoria, AUS
<b>WEIGHT:</b> 200	<b>THROWS:</b> R	<b>RESIDES:</b> Highton, Victoria, AUS
<b>SIGNED BY:</b> Howard Norsetter	<b>SCHOOL:</b> - -	
<b>HOW OBTAINED:</b> Signed as an undrafted free agent, July 2, 2011.		

2014: Spent the entire season with Rookie Elizabethton, tying for the team lead with 12 starts...led the club in strikeouts and finished an inning shy of the team high in that category.

<b>YEAR</b>	<b>TEAM</b>	<b>W-L</b>	<b>ERA</b>	<b>G</b>	<b>GS</b>	<b>CG</b>	<b>SH</b>	<b>SV</b>	<b>IP</b>	<b>H</b>	<b>R</b>	<b>ER</b>	<b>HR</b>	<b>HB</b>	<b>BB</b>	<b>SO</b>	<b>WP</b>	<b>BK</b>	<b>BAA</b>
2012	GCL Twins	4-1	2.29	10	6	0	0	0	35.1	28	10	9	1	5	8	22	4	0	.228
2013	GCL Twins	3-3	1.91	13	8	0	0	0	42.1	40	16	9	0	4	10	30	4	1	.250
2014	Elizabethton	4-5	3.88	12	12	0	0	0	65.0	63	29	28	3	2	18	63	2	0	.259
<b>Minor League Totals</b>		<b>11-9</b>	<b>2.90</b>	<b>35</b>	<b>26</b>	<b>0</b>	<b>0</b>	<b>0</b>	<b>142.2</b>	<b>131</b>	<b>55</b>	<b>46</b>	<b>4</b>	<b>11</b>	<b>36</b>	<b>115</b>	<b>10</b>	<b>1</b>	<b>.249</b>



## GILBERT, BRIAN CHARLES

## PITCHER

HEIGHT: 6-1

WEIGHT: 222

SIGNED BY: John Wilson

HOW OBTAINED: Twins 7th round pick in the 2013 First-Year Player Draft.

BATS: R

THROWS: R

SCHOOL: Seton Hall University

BORN: 8/9/1992 in Lakewood, NJ

RESIDES: Toms River, NJ

2014: Began season with Single-A Ft. Myers...made 32 relief appearances, posting a 4.93 ERA before being placed on the 7-day disabled list May 4; reinstated May 12...transferred to Single-A Cedar Rapids August 12...made six relief appearances allowing just one run and five hits to finish season with Kernels...2013: Began professional career with Rookie Elizabethton...allowed just one hit, one walk and no runs while striking out seven in first five appearances...transferred to Single-A Cedar Rapids and allowed just two runs in 13 appearances...converted all five of save opportunities for the Kernels...PERSONAL: Was one of the top closers in the Big East Conference as a junior in 2013...in three seasons made 17 starts and 44 relief appearances, combining for a record of 9-13, 3.66 ERA (162.1 IP, 66 ER) with 110 strikeouts and 65 walks...as a freshman helped Seton Hall to the 2011 Big East Championship...in 2012, he was named Big East and NJCAA Pitcher of the Week following his first career complete game and shutout...named to the All-Big East Third-Team in 2013...led the conference with 25 games finished and tied for sixth in the Big East with six saves...named NJCAA Fireman of the Year after posting a 2.40 ERA with 49 strikeouts in 48.2 innings pitched...played baseball for two seasons at Toms River (NJ) High School...named captain senior year...received Third-Team All-Ocean his junior season and First-Team All-State, First-Team All-Shore, First-Team All-Ocean, First-Team All-Group IV Coaches All-Division Team during his senior season...competed in the 2010 Senior All-Star game after going a 7-3, 2.46 ERA on the mound and a .488 batting average with nine home runs and 24 RBI at the plate.

YEAR	TEAM	W-L	ERA	G	GS	CG	SH	SV	IP	H	R	ER	HR	HB	BB	SO	WP	BK	BAA
2013	Elizabethton	1-0	0.00	5	0	0	0	1	6.0	1	0	0	0	0	1	7	0	0	.050
	Cedar Rapids	1-1	1.06	13	0	0	0	5	17.0	12	2	2	0	0	0	7	3	0	.190
2014	Ft. Myers	2-4	4.93	32	0	0	0	5	45.2	53	28	25	4	2	24	38	4	0	.291
	Cedar Rapids	1-0	0.90	6	0	0	0	0	10.0	5	1	1	0	1	2	12	3	0	.135
Minor League Totals		5-5	3.20	56	0	0	0	11	78.2	71	31	28	4	3	27	64	10	0	.235

## GOMEZ, MOISES ANTONIO

## PITCHER

HEIGHT: 6-1

WEIGHT: 185

SIGNED BY: Luis Lajara

HOW OBTAINED: Signed as an undrafted free agent, April 9, 2014.

BATS: R

THROWS: R

SCHOOL: --

BORN: 2/8/1997 in Valencia, VZ

RESIDES: Valencia, VZ

YEAR	TEAM	W-L	ERA	G	GS	CG	SH	SV	IP	H	R	ER	HR	HB	BB	SO	WP	BK	BAA
2014	DSL Twins	1-2	2.03	9	5	0	0	0	26.2	26	11	6	1	1	10	30	2	0	.252
Minor League Totals		1-2	2.03	9	5	0	0	0	26.2	26	11	6	1	1	10	30	2	0	.252

## CONSALVES, STEPHEN WILLIAM

## PITCHER

HEIGHT: 6-5

WEIGHT: 210

SIGNED BY: John Leavitt

HOW OBTAINED: Twins 4th round pick in the 2013 First-Year Player Draft.

BATS: L

THROWS: L

SCHOOL: Cathedral Catholic (CA) High School

BORN: 7/8/1994 in San Diego, CA

RESIDES: San Marcos, CA

2014: Began season with Rookie Elizabethton and made six starts...transferred to Single-A Cedar Rapids, July 25...named Twins minor league Player of the Week August 15 after tossing a 7.0 inning shutout, allowing three hits, no walks and striking out five...named the 14th best prospect in the Twins system by *Baseball America* entering 2015...2013: Began professional career with the GCL Twins allowing just one run in 14.1 innings...transferred to Rookie Elizabethton August 4 and made three starts, striking out 21 and walking four...named the 13th best prospect in the Twins system by *Baseball America* entering 2014...PERSONAL: Went 10-0 with 79 strikeouts in 66.0 innings for Cathedral Catholic (CA) High School his junior season...was 6-1, 2.19 ERA in nine starts as a senior...in four high school seasons struckout 202 in 174.0 innings...tossed a complete game and struckout eight in the CIF San Diego Section Division III championship game in 2012.

YEAR	TEAM	W-L	ERA	G	GS	CG	SH	SV	IP	H	R	ER	HR	HB	BB	SO	WP	BK	BAA
2013	GCL Twins	1-0	0.63	5	2	0	0	0	14.1	8	1	1	0	0	7	18	0	0	.163
	Elizabethton	1-1	1.29	3	3	0	0	0	14.0	10	2	2	0	0	4	21	2	1	.200
2014	Elizabethton	2-0	2.79	6	6	0	0	0	29.0	23	12	9	1	1	10	26	1	1	.225
	Cedar Rapids	2-3	3.19	8	8	0	0	0	36.2	31	17	13	1	2	11	44	1	0	.228
Minor League Totals		6-4	2.39	22	19	0	0	0	94.0	72	32	25	2	3	32	109	4	2	.214

## GONZALES, MICHAEL JOSEPH [MIKE]

## FIRST BASEMAN

HEIGHT: 6-6

WEIGHT: 265

SIGNED BY: Mike Eaglin

HOW OBTAINED: Twins 9th round pick in the 2008 First-Year Player Draft.

BATS: L

THROWS: R

SCHOOL: Diablo Valley College (CA)

BORN: 6/16/1988 in Hayward, CA

RESIDES: Brentwood, CA

2014: Began the season with Single-A Ft. Myers...hit 22 doubles and nine home runs for the Miracle before being transferred to Double-A New Britain July 29...named Twins minor league Player of the Month for July after hitting .377 (29-for-77) with 11 doubles, four home runs, 20 RBI and 15 runs in 21 games...71 RBI on the season was 10th most in the Twins organization and fifth among farm hands...2013: Began season with Ft. Myers...transferred to Single-A Cedar Rapids July 20...combined to hit 10 home runs, his most since hitting 15 in 2011 with Single-A Beloit...2012: Played in 72 games before being placed on the disabled list with a left elbow injury August 18...2011: Played the entire season with Single-A Beloit...posted a career-high 412 at-bats...2010: Played the entire season with Single-A Beloit...finished the season third in home runs and slugging percentage...2009: Recorded at least one hit in 45 of 56 games played...had 18 multi-hit games...in four games from July 22-25, had three home runs, 12 RBI, two walks and scored five runs while hitting .625 (10-for-16)...had season-high 11-game hit-streak to start the season...named Appalachian League Player of the Week July 20...was fourth in the Appalachian League in RBI and 10th in batting average...was second on team in RBI and third in home runs and games...PERSONAL: Was named the 2008 Big 8 Conference MVP for Diablo Valley...father, Pete, was selected by Boston in the fifth round of the 1981 Draft and his grandfather, Joe, also played in the minor leagues.



GONZALEZ continued...

YEAR	TEAM	AVG	G	AB	R	H	2B	3B	HR	RBI	SH	SF	HB	BB	SO	SB	CS	E	OBP
2008	GCL Twins	.331	41	133	14	44	10	1	3	23	0	3	4	10	36	0	1	2	.387
2009	Elizabethhton	.304	56	214	42	65	11	1	8	43	0	3	1	21	64	0	1	6	.364
2010	Beloit	.236	94	326	47	77	27	0	13	52	0	2	6	36	107	0	0	12	.322
2011	Beloit	.289	116	412	66	119	27	1	15	76	0	7	5	53	105	4	0	11	.371
2012	Ft. Myers	.244	72	225	28	55	12	0	6	27	1	5	5	30	69	0	0	7	.340
2013	Ft. Myers	.238	18	63	16	15	1	1	4	15	0	3	1	10	17	0	0	0	.338
	GCL Twins	.313	5	16	2	5	0	0	1	2	0	0	0	3	6	0	0	2	.421
	Cedar Rapids	.252	29	103	17	26	7	0	5	18	0	4	6	7	22	1	0	1	.325
2014	Ft. Myers	.274	78	281	44	77	22	0	9	53	0	3	5	30	62	0	0	1	.351
	New Britain	.264	31	106	14	28	7	0	3	18	0	0	3	9	26	0	0	2	.339
Minor League Totals		.272	540	1879	290	511	124	4	67	327	1	30	36	209	514	5	2	44	.351

## GONZALEZ, MIGUEL ANTONIO

PITCHER

HEIGHT: 6-1

BATS: R

BORN: 10/12/1994 in La Vega, DR

WEIGHT: 204

THROWS: R

RESIDES: La Vega, DR

SIGNED BY: Fred Guerrero

SCHOOL: --

HOW OBTAINED: Signed as an undrafted free agent, July 2, 2011.

2013: Spent entire season with the GCL Twins, making 20 relief appearances...led the Twins and was tied second in the GCL with five holds...led all Twins relievers with 33 strikeouts.

YEAR	CLUB	W-L	ERA	G	GS	CG	SH	SV	IP	H	R	ER	HR	HB	BB	SO	WP	BK	BAA
2012	DSL Twins	1-4	2.01	12	12	0	0	0	44.2	36	25	10	1	2	20	35	2	1	.211
2013	GCL Twins	0-0	1.05	20	0	0	0	3	25.2	20	6	3	0	3	9	33	1	1	.215
2014	GCL Twins	1-2	8.78	5	3	0	0	0	13.1	23	15	13	0	2	2	12	0	0	.371
Minor League Totals		2-6	2.80	37	15	0	0	3	83.2	79	46	26	1	7	31	80	3	2	.242

## GONZALEZ, ROBERTO ANIBAL

OUTFIELDER

HEIGHT: 6-0

BATS: L

BORN: 3/14/1995 in Bronx, NY

WEIGHT: 205

THROWS: L

RESIDES: Orlando, FL

SIGNED BY: Brett Dowdy

SCHOOL: University (FL) High School

HOW OBTAINED: Twins 15th round pick in the 2014 First-Year Player Draft.

YEAR	TEAM	AVG	G	AB	R	H	2B	3B	HR	RBI	SH	SF	HB	BB	SO	SB	CS	E	OBP
2014	GCL Twins	.233	13	43	3	10	3	0	0	6	0	0	0	5	19	4	1	2	.313
Minor League Totals		.233	13	43	3	10	3	0	0	6	0	0	0	5	19	4	1	2	.313

## GOODRUM, CARTIER NIKO (NIKO)

SHORTSTOP

HEIGHT: 6-4

BATS: S

BORN: 2/28/1992 in Atlanta, GA

WEIGHT: 188

THROWS: R

RESIDES: Jonesboro, GA

SIGNED BY: Jack Powell

SCHOOL: Fayette County (GA) High School

HOW OBTAINED: Twins 2nd round pick in the 2010 First-Year Player Draft.

2014: Spent entire season with Single-A Ft. Myers...35 stolen bases were the most in the Twins organization and 58 walks were seventh, fourth among farm hands...played 92 games at third base, 26 at short and four at second...rated as having the best infield arm in the Florida State League by *Baseball America*...named the 29th best prospect in the Twins system by *Baseball America* entering 2015. 2013: Spent entire season with Single-A Cedar Rapids as the every day shortstop...stole three bases July 17...20 steals were second on the team by Byron Buxton...played all four infield positions throughout the season...named a Midwest League Midseason All-Star...named the 26th best prospect in the Twins system by *Baseball America* entering 2014. 2012: Ranked third on team in RBI...ranked No. 20 among Twins prospects by MLB.com entering the 2013 season. 2011: Played entire season with Rookie Elizabethhton...ranked 19th best prospect in Twins organization by *Baseball America* entering 2012. 2010: Began professional career in Gulf Coast League after signing on June 22...played four games in the outfield, 16 at shortstop, six at third base and 10 at second base...ranked as having the best infield arm in the Twins system and 19th best prospect by *Baseball America*.

YEAR	TEAM	AVG	G	AB	R	H	2B	3B	HR	RBI	SH	SF	HB	BB	SO	SB	CS	E	OBP
2010	GCL Twins	.161	36	118	10	19	4	0	0	5	0	1	0	9	34	4	2	9	.219
2011	Elizabethhton	.275	59	204	39	56	10	3	2	20	0	1	4	21	56	8	1	25	.352
2012	Elizabethhton	.242	58	227	38	55	12	8	4	38	0	3	1	38	56	6	3	18	.349
2013	Cedar Rapids	.260	103	385	62	100	22	4	4	45	4	2	4	60	105	20	4	27	.364
2014	Ft. Myers	.249	122	438	63	109	19	5	3	49	2	4	2	58	99	35	4	24	.337
Minor League Totals		.247	378	1372	212	339	67	20	13	157	6	11	11	186	350	73	14	103	.339

## GORDON, NICHOLAS CHAO (NICK)

SHORTSTOP

HEIGHT: 6-2

BATS: L

BORN: 10/24/1995 in Avon Park, FL

WEIGHT: 175

THROWS: R

RESIDES: Winter Garden, FL

SIGNED BY: Brett Dowdy

SCHOOL: Olympia (FL) High School

HOW OBTAINED: Twins 1st round pick (5th overall) in the 2014 First-Year Player Draft.

2014: Spent first professional season with Rookie Elizabethhton as the team's shortstop...selected to the Appalachian Postseason All-Star team...finished the season hitting .294, which was the fourth highest among Twins minor leaguers and eighth in the Twins organization...named the sixth best prospect in the Twins system by *Baseball America* and the 33rd best prospect in baseball by MLB.com entering 2015. PERSONAL: Was rated as the fifth best prospect in the draft by MLB.com...also ranked as the sixth best prospect, and as having the best infield arm, in the 2014 draft by *Baseball America*...native of Windermere, FL...is the son of three-time All-Star right-handed pitcher Tom "Flash" Gordon and brother of current Marlins infielder Dee Gordon...hit .494 with 10 doubles, two triples, five home runs, 27 RBI and 13 stolen bases in 99 plate appearances as a senior at Olympia High School, and .505 with 15 doubles, six triples and 12 stolen bases as a junior...was named the Gatorade Florida Baseball Player of the Year in 2013 and 14 and was named a Perfect Game All-American...verbally committed to Florida State, but elected to play baseball.



YEAR	TEAM	AVG	G	AB	R	H	2B	3B	HR	RBI	SH	SF	HB	BB	SO	SB	CS	E	OBP
2014	Elizabethton	.294	57	235	46	69	6	4	1	28	0	4	5	11	45	11	7	8	.333
Minor League Totals		.294	57	235	46	69	6	4	1	28	0	4	5	11	45	11	7	8	.333

**GRANITE, ZACHARY THOMAS [ZACK]****OUTFIELDER**

HEIGHT: 5-11

BATS: L

BORN: 9/17/1992 in Staten Island, NY

WEIGHT: 167

THROWS: L

RESIDES: Staten Island, NY

SIGNED BY: John Wilson

SCHOOL: Seton Hall University

HOW OBTAINED: Twins 14th round pick in the 2013 First-Year Player Draft.

2014: Began season with Single-A Cedar Rapids...made two stints on the 7-day disabled list; April 7-June 14 after diving for a ball and July 5-August 1, making a rehab assignment with GCL Twins...appeared in four games and was placed on the 7-day disabled list for the remainder of the season...2013: Began professional career with Rookie Elizabethton as an every day outfielder...led team in at-bats, runs, hits, walks and stolen bases and tied for team lead in triples...led Appalachian League in at-bats, was tied third in hits and stolen bases, tied fourth in games played and was fifth in runs...named to the Appalachian League Postseason All-Star team...PERSONAL: Played three seasons for Seton Hall, hitting .299 (189-for-633) with 23 doubles, 10 triples and 53 RBI in 156 games...named 2013 All-Big East First-Team, 2013 Rawlings/ABCA All-East Region Second-Team and 2012 All-Big East Third-Team...played baseball for three seasons at Tottenville (NJ) High School...named captain for his junior and senior year...was a two-time MVP and Advance All-Star...selected to First-Team All-City and chosen to play in the PSAL, CHSAA All-Star game...helped become City Champions his senior year with a .360 average, nine RBI and four triples...recorded a .436 average with three RBI, one home run and 14 runs during his junior campaign

YEAR	TEAM	AVG	G	AB	R	H	2B	3B	HR	RBI	SH	SF	HB	BB	SO	SB	CS	E	OBP
2013	Elizabethton	.285	61	242	39	69	4	5	0	24	2	3	2	29	25	14	7	3	.362
2014	Cedar Rapids	.291	21	79	9	23	2	2	0	2	1	1	0	4	8	1	4	0	.321
	GCL Twins	.214	4	14	4	3	0	0	0	0	0	0	0	2	4	3	0	0	.313
Minor League Totals		.284	86	335	52	95	6	7	0	26	3	4	2	35	37	18	11	3	.351

**GRATEROL, BRUSCAR JAVIER****PITCHER**

HEIGHT: 6-1

BATS: R

BORN: 8/26/1998 in Calabozo, VZ

WEIGHT: 180

THROWS: R

RESIDES: Calabozo, VZ

SIGNED BY: Jose Leon

SCHOOL: --

HOW OBTAINED: Signed as an undrafted free agent, August 29, 2014.

YEAR	TEAM	W-L	ERA	G	GS	CG	SH	SV	IP	H	R	ER	HR	HB	BB	SO	WP	BK	BAA
------	------	-----	-----	---	----	----	----	----	----	---	---	----	----	----	----	----	----	----	-----

2015 will be his first season in professional baseball.

**GRIMES, TYLER EDWARD****CATCHER**

SEE PAGE 64

**GRUVER, STEVEN MARK****PITCHER**

HEIGHT: 6-2

BATS: L

BORN: 6/30/1989 in Pittsburgh, PA

WEIGHT: 209

THROWS: L

RESIDES: Canfield, OH

SIGNED BY: Jack Powell

SCHOOL: University of Tennessee

HOW OBTAINED: Twins 7th round pick in the 2011 First-Year Player Draft.

2014: Spent the entire season with Single-A Ft. Myers between the bullpen and starting rotation...made 10 starts and saved two games...finished the season making seven straight starts, three of them allowing no runs...2012: Ranked second on team in innings pitched and third on the team in wins...PERSONAL: Played three seasons at the University of Tennessee where he went 9-12, 4.99 ERA (184.0 IP, 102 ER) with 165 strikeouts and 57 walks in 44 appearances (30 starts) for the Vols...graduated from Austintown Fitch (OH) High School where he was a four-year varsity starter...compiled a 15-5 high school record and is the school record-holder for career strikeouts...was a team captain and First-Team All-Federal League honoree as a senior in 2008...also won his team's prestigious Ed Mouch Pitching Award in each of his last three seasons...AFHS reached the regional playoffs when he was a junior in 2007, and he pitched a complete-game, three-hitter (12 K) while leading his team to a win in the sectional championship game in 2008...was a 2008 Rawlings/Perfect Game Preseason All-America selection and was rated by both Perfect Game and Baseball America as one of the top prospects in the state of Ohio...attended the 2007 Perfect Game National Showcase, where he earned a 9.5 rating...played summer ball for the Midland Braves (2006), Midland Redskins (2007) and the Astro Falcons (2008)...played two years of basketball, averaging 16 points as a freshman and eight points as a sophomore...was his high school's valedictorian, boasting a perfect 4.0 GPA...was vice president of his class for four years, was named to the 2008 All-Federal League Academic Team and was active in the National Honor Society and the Latin Club.

YEAR	CLUB	W-L	ERA	G	GS	CG	SH	SV	IP	H	R	ER	HR	HB	BB	SO	WP	BK	BAA
2011	Elizabethton	1-0	3.45	23	0	0	0	1	31.1	30	13	12	1	3	10	32	7	0	.252
2012	Beloit	7-8	3.61	30	18	0	0	0	114.2	126	61	46	8	6	29	68	14	1	.282
2013	Cedar Rapids	5-2	2.45	24	2	0	0	3	58.2	50	22	16	6	0	16	62	0	1	.226
	Ft. Myers	0-0	3.98	9	0	0	0	0	20.1	20	9	9	1	0	13	14	3	0	.263
2014	Ft. Myers	4-6	2.79	42	10	0	0	2	87.0	82	32	27	1	4	35	58	3	0	.253
Minor League Totals		17-16	3.17	128	30	0	0	6	312.0	308	137	110	17	13	103	234	27	2	.259

**GUVER, JOSHUA ALEXANDER****PITCHER**

HEIGHT: 6-2

BATS: R

BORN: 5/27/1994 in Tamworth, New South Wales, AUS

WEIGHT: 194

THROWS: R

RESIDES: Sydney, AUS

SIGNED BY: Howard Norsetter

SCHOOL: --

HOW OBTAINED: Signed as an undrafted free agent, July 26, 2012.

YEAR	TEAM	W-L	ERA	G	GS	CG	SH	SV	IP	H	R	ER	HR	HB	BB	SO	WP	BK	BAA
2013	GCL Twins	1-2	5.30	15	0	0	0	1	18.2	18	15	11	2	2	13	22	5	0	.254
2014	GCL Twins	1-1	5.01	12	8	0	0	0	46.2	51	31	26	2	7	17	26	6	0	.283
Minor League Totals		2-3	5.10	27	8	0	0	1	65.1	69	46	37	4	9	30	48	11	0	.275



GUZMAN, MANUEL ANGEL

INFIELDER

HEIGHT: 5-10				BATS: S				BORN: 2/10/1995 in Santo Domingo Norte, DR											
WEIGHT: 155				THROWS: R				RESIDES: Santo Domingo Norte, DR											
SIGNED BY: Fred Guerrero				SCHOOL: --															
HOW OBTAINED: Signed as an undrafted free agent, May 7, 2013.																			
YEAR	TEAM	AVG	G	AB	R	H	2B	3B	HR	RBI	SH	SF	HB	BB	SO	SB	CS	E	OBP
2013	DSL Twins	.291	44	151	29	44	4	3	1	16	5	2	3	24	19	14	11	10	.394
2014	GCL Twins	.283	47	145	26	41	5	2	0	13	4	0	2	22	19	18	8	7	.385
Minor League Totals		.287	91	296	55	85	9	5	1	29	9	2	5	46	38	32	19	17	.390

HAAR, BRYAN JACOB

FIRST BASEMAN

HEIGHT: 6-3	BATS: R	BORN: 12/9/1989 in San Diego, CA
WEIGHT: 211	THROWS: R	RESIDES: San Diego, CA
SIGNED BY: John Leavitt	SCHOOL: University of San Diego	
HOW OBTAINED: Twins 34th round pick in the 2012 First-Year Player Draft.		

2014: Began season with Single-A Cedar Rapids...named to the Midwest League All-Star game...hit a career-high 14 home runs and tied a career mark with five triples...combined to hit 23 doubles in two stops...his 139 combined strikeouts were fifth most in the Twins organization, 14 homers were eight, and 189 total bases and 68 RBI were 12th...named a MiLB.com Organizational All-Star...2013: Played one game with Single-A Ft. Myers and spent the remainder of the season with Rookie Elizabethton...led E-Twins in average, home runs, total bases (110), and was tied for the lead in triples and RBI...split time playing in 24 games at first base and 24 at third base...tied for the Appalachian League lead with 25 extra-base hits...110 total bases were second in the Appy League...474 slugging percentage, 68 hits and 232 at-bats were fifth most...295 combined batting average was the ninth highest average in the Twins minor league system. **PERSONAL:** Played four seasons for the University of San Diego...was named to 2009 All-WCC Freshman team and a First-Team All-WCC selection as a junior in 2011...earned four varsity letters in baseball while playing at Grossmont (CA) High School...helped lead his team to three Grossmont North League championships and four CIF Division II championships...as a senior, hit .306 with nine home runs and 30 RBI en route to earning First-Team All-Grossmont North and Second-Team All-CIF distinction...as a junior, hit .408 with 10 home runs and 39 RBI en route to a Second-Team All-State underclassman, a First-Team All-League and a First-Team All-State distinction...as a sophomore, hit .370 with seven home runs and 36 RBI and was named First-Team All-League, First-Team All-CIF and was named the Rookie of the Year for the Grossmont North League.

YEAR	TEAM	AVG	G	AB	R	H	2B	3B	HR	RBI	SH	SF	HB	BB	SO	SB	CS	E	OBP
2012	GCL Twins	.250	44	148	12	37	9	1	1	14	0	2	3	13	35	3	3	4	.319
2013	Ft. Myers	.500	1	2	1	1	1	0	0	1	0	0	0	1	1	0	0	0	.667
	Elizabethton	.293	60	232	33	68	14	5	6	30	1	2	0	18	59	7	4	7	.341
2014	Cedar Rapids	.267	108	401	46	107	20	5	14	63	0	5	3	30	127	1	2	17	.319
	Ft. Myers	.226	10	31	3	7	3	0	0	5	0	1	0	4	12	0	0	2	.306
Minor League Totals		.270	223	814	95	220	47	11	21	113	1	10	6	66	234	11	9	30	.326

HAMBURGER, MARK JOHN

PITCHER

SEE PAGE 65

HANSON, NATHAN ALAN [NATE]

INFIELDER

HEIGHT: 6-0	BATS: R	BORN: 2/8/1987 in Cerritos, CA
WEIGHT: 204	THROWS: R	RESIDES: Victoria, MN
SIGNED BY: Mark Wilson	SCHOOL: University of Minnesota	
HOW OBTAINED: Twins 28th round pick in the 2008 First-Year Player Draft.		

2014: Began the season with Double-A New Britain, playing in 96 games for the Rock Cats...played 31 games at third base, 21 at first and six in left...transferred to Triple-A Rochester June 26...hit .241 in 23 games and was transferred back to New Britain August 4 where he finished the season...finished the season hitting .381 (8-for-21) with six doubles in his final five games...2013: Began season with New Britain...transferred to Rochester where he appeared in 20 games before returning to New Britain...split time between first base (31 games) and third base (32)...2012: Played entire season with Double-A New Britain...posted a career-high season batting average (.276)...2011: Began season with Single-A Ft. Myers...transferred to Double-A New Britain June 10...2010: Played entire season in Single-A Ft. Myers...led team in at-bats, hits and home runs...finished second in RBI...2009: Spent entire season with Single-A Beloit...made one appearance on the mound for the Snappers tossing 1.0 inning allowing two hits and no runs allowed...**PERSONAL:** Was named First-Team All-Big Ten at third base as a junior in 2008...marked the second straight year he claimed First-Team honors as a third baseman...became the first third baseman since Vasilis Spanos (Indiana) in 2002-03 to claim back-to-back First-Team All-Big Ten honors at third...joined Terry Steinbach (1981-83) and Jack McCartan (1956-58) as the only Golden Gopher third baseman to claim First-Team All-Big Ten honors on multiple occasions...hit .359 with 47 runs, six homers, 32 RBI and 22 doubles in his final season with the Gophers...tied for first in the Big Ten in doubles, was tied for third with 118 total bases and was 10th in slugging percentage...22 doubles were also eighth on the Minnesota single-season list...his 45 hits in Big Ten play in 2008 were also tied for the second-highest single-season total in school history...played in the Northwoods League in 2007 and led the league in average (.363) and was named to the All-Star team, receiving MVP honors in the game.

YEAR	TEAM	AVG	G	AB	R	H	2B	3B	HR	RBI	SH	SF	HB	BB	SO	SB	CS	E	OBP
2008	Elizabethton	.215	29	93	21	20	6	0	2	8	0	0	4	15	31	0	0	4	.348
2009	Beloit	.253	106	360	47	91	21	3	3	30	7	5	8	31	65	6	3	11	.322
2010	Ft. Myers	.254	110	405	47	103	18	1	11	49	1	5	7	37	70	2	1	7	.324
2011	Ft. Myers	.267	52	206	24	55	12	0	4	29	0	1	3	16	31	0	0	2	.327
	New Britain	.238	60	202	21	48	13	1	2	22	1	8	2	16	27	1	0	1	.289
2012	New Britain	.276	101	351	40	97	16	1	7	50	2	8	5	16	41	2	2	4	.311
2013	Rochester	.172	20	64	5	11	2	0	2	9	0	1	2	4	13	0	0	2	.239
	New Britain	.253	101	367	47	93	22	3	7	47	3	5	6	38	60	1	0	7	.329
2014	Rochester	.241	23	83	12	20	7	0	2	11	0	1	2	4	15	0	0	2	.289
	New Britain	.259	96	367	53	95	26	0	4	46	0	4	10	34	54	1	0	4	.335
Minor League Totals		.253	698	2498	317	633	143	9	44	301	14	38	49	211	407	13	6	44	.319



## HARRISON, TRAVIS JOHN

## THIRD BASEMAN

HEIGHT: 6-2

WEIGHT: 217

SIGNED BY: John Leavitt

HOW OBTAINED: Twins compensation round pick (50th overall) in the 2011 First-Year Player Draft.

BATS: R

THROWS: R

SCHOOL: Tustin (CA) High School

BORN: 10/17/1992 in Orange, CA

RESIDES: Ft. Myers, FL

2014: Spent entire season with Single-A Ft. Myers...scored 80 runs, which led the Miracle and was third in the Florida State League...also led the Miracle in walks and doubles, and was second in hits behind only Adam Brett Walker (124)...played 15 games at third base and made the transition to playing leftfield, appearing in 98 games in the outfield...64 walks were the third most in the Twins organization behind Brian Dozier (89) and Aaron Hicks (73)...named the 30th best prospect in the Twins system by *Baseball America* entering 2015...2013: Spent entire season with Single-A Cedar Rapids where he was the primary third baseman starting 112 games...15 home runs were second among all Kernels behind Adam Brett Walker (27)...tied first on the team in games and third in hits...named a Midwest League Midseason All-Star...named the 25th best prospect in the Twins system by *Baseball America* entering 2014...2012: Ranked No. 15 among Twins prospects by MLB.com entering the 2013 season...ranked 17th best prospect in Twins organization by *Baseball America* entering 2013...2011: Ranked 11th best prospect in Twins organization by *Baseball America* entering 2012...PERSONAL: Hit .444 (130-for-293) with 32 home runs, 36 doubles, four triples and 95 RBI in 106 games in four seasons for Tustin (CA) High School from 2007-11.

YEAR	TEAM	AVG	G	AB	R	H	2B	3B	HR	RBI	SH	SF	HB	BB	SO	SB	CS	E	OBP
2012	Elizabethton	.301	60	219	39	66	12	4	5	27	0	3	7	24	51	3	0	24	.383
2013	Cedar Rapids	.253	129	450	66	114	28	0	15	59	2	3	14	68	125	2	4	26	.366
2014	Ft. Myers	.269	129	458	80	123	33	1	3	59	0	8	7	64	86	7	5	9	.361
Minor League Totals		.269	318	1127	185	303	73	5	23	145	2	14	28	156	262	12	9	59	.368

## HAYDEN, ZACHARY LEE (ZACH)

## PITCHER

HEIGHT: 6-1

WEIGHT: 233

SIGNED BY: Ricky Taylor

HOW OBTAINED: Twins 23rd round pick in the 2013 First-Year Player Draft.

BATS: R

THROWS: R

SCHOOL: University of South Carolina - Aiken

BORN: 10/29/1991 in Augusta, GA

RESIDES: Evans, GA

2014: Spent second season with the GCL Twins...placed on the 7-day disabled list August 12 and missed the remainder of the season...2013: Made professional debut with GCL Twins tossing 9.0 scoreless innings in 10 relief appearances.

YEAR	TEAM	W-L	ERA	G	GS	CG	SH	SV	IP	H	R	ER	HR	HB	BB	SO	WP	BK	BAA
2013	GCL Twins	1-0	0.00	10	0	0	0	0	9.0	7	0	0	0	2	5	6	1	0	.206
2014	GCL Twins	0-0	3.38	8	0	0	0	0	5.1	2	6	2	0	2	11	7	5	0	.111
Minor League Totals		1-0	1.26	18	0	0	0	0	14.1	9	6	2	0	4	16	13	6	0	.173

## HENRIQUEZ, ZAINO NASIB

## SHORTSTOP

HEIGHT: 5-11

WEIGHT: 160

SIGNED BY: Lester Victoria

HOW OBTAINED: Signed as an undrafted free agent, August 28, 2014.

BATS: R

THROWS: R

SCHOOL: --

BORN: 6/7/1998 in Willemstad, Curacao

RESIDES: Willemstad, Curacao

YEAR	TEAM	AVG	G	AB	R	H	2B	3B	HR	RBI	SH	SF	HB	BB	SO	SB	CS	E	OBP
------	------	-----	---	----	---	---	----	----	----	-----	----	----	----	----	----	----	----	---	-----

2015 will be his first season in professional baseball.

## HERMSEN, BRETT JOSEPH (B.J.)

## PITCHER

HEIGHT: 6-6

WEIGHT: 240

SIGNED BY: Mark Wilson

HOW OBTAINED: Twins 6th round pick in the 2008 First-Year Player Draft.

BATS: R

THROWS: R

SCHOOL: West Delaware (IA) High School

BORN: 12/1/1989 in Masonville, IA

RESIDES: Masonville, IA

2014: Began the season with Double-A New Britain making three appearances before being transferred to Single-A Ft. Myers...made 20 appearances (3 starts) for the Miracle...in three starts went 0-2, 12.00 ERA (9.0 IP, 12 ER) while going 1-0, 4.68 ERA (25.0 IP, 13 ER) in 17 relief outings...resigned by the Twins following the season as a minor league free agent...2013: Started the season on 7-day disabled list with a left oblique muscle strain; reinstated April 21...earned his first and only win of season May 7 at New Hampshire, allowing four runs on eight hits in 5.0 innings pitched with two walks and two strikeouts...began season as starter and moved to bullpen in late May where he posted a 3.86 ERA (23.1 IP, 10 ER) in 16 relief appearances on the season...posted a 5.17 ERA (62.2 IP, 36 ER) in 14 starts...ranked second on the Rock Cats in losses (10)...outrighted off Twins roster and sent to Triple-A Rochester November 20...2012: Started season with Single-A Ft. Myers...named Twins minor league Pitcher of the Month for April, going 1-0, 0.78 ERA (23.0 IP, 2 ER) with five walks allowed and 12 strikeouts in four starts...promoted to Double-A New Britain April 30...named Twins minor league Player of the Week May 19, going 2-0, 2.45 ERA (14.2 IP, 4 ER) with no walks and five strikeouts in two starts...went 4-1, 2.30 ERA (31.1 IP, 8 ER) in five July starts...named to Eastern League All-Star team; allowed one run on two hits in 1.0 inning...won five straight decisions July 20-August 10, posting a 2.43 ERA (33.1 IP, 9 ER) in that span...tossed complete game with one run allowed on 10 hits August 10 vs. Reading...tossed 17 quality starts in 22 chances for the Rock Cats...21 quality starts (26 chances) at both levels...combined to go 12-6, 2.88 ERA (162.2 IP, 52 ER) with 161 hits allowed, 30 walks and 87 strikeouts in 26 starts between both levels...ranked third in entire Twins organization in wins (12) -- second among Twins minor leaguers...ranked third in organization in innings pitched (162.2) -- led Twins minor leaguers...named right-handed pitcher on MLB.com Twins organizational All-Star team...ranked as having best control in Twins system by *Baseball America* entering the 2013 season...named 11th annual Jim Rantz Award recipient as Twins minor league Pitcher of the Year...added to Twins 40-man roster in November...2011: Began season with Single-A Beloit...did not allow more than three earned runs in any of final 15 outings (14 starts) for the Snappers May 12-August 5...won seven straight decisions June 3-July 18...struck out 10 batters (7.0 IP) July 2 at Kane County...named Twins minor league Player of the Week July 22, going 1-0, 1.29 ERA (7.0 IP, 1 ER) with two walks and five strikeouts in one start...named Twins minor league Pitcher of the Month for July, going 5-1, 1.89 ERA (38.0 IP, 8 ER) in six starts...transferred to Single-A Ft. Myers August 7...went 2-0, 2.78 ERA (22.2 IP, 7 ER) in first five starts...ranked 27th best prospect in Twins organization by *Baseball America* entering 2012...2010: Started season with Single-A Beloit...went 4-1 in first seven starts May 14-June 17...tossed a complete game shutout with one hit allowed and one walk June 17 at Cedar Rapids...lost five straight starts June 26-July 17...transferred to Rookie Elizabethton July 19...struck out 10 batters (6.0 IP) July 28 vs. Greenville...ranked 25th best prospect in Twins organization by *Baseball America* entering 2011...2009: Spent season with GCL Twins...named Twins minor league Player of the Week June 26, going 1-0, 0.00 ERA (6.0 IP) with no hits allowed in one start...named Twins minor league Player of the Month for July, going 4-1, 1.27 ERA (28.1 IP, 4 ER) with three walks, 18 strikeouts and a batting-average-against of .202 in five starts...threw complete game shutout allowing just three hits with eight strikeouts August 12 at GCL Rays...tied for GCL lead in shutouts (1), tied for third in wins (6) and was fifth in ERA (1.35)...led team in wins (6) and was tied for team lead in starts (10)...ranked 11th best prospect in GCL and was named a Rookie All-Star by *Baseball America*...ranked 21st best prospect in Twins organization by *Baseball America* entering 2010.



HERMSEN continued...

YEAR	TEAM	W-L	ERA	G	GS	CG	SH	SV	IP	H	R	ER	HR	HB	BB	SO	WP	BK	BAA
2009	GCL Twins	6-2	1.35	10	10	1	1	0	53.1	32	12	8	0	8	4	42	2	0	.171
2010	Beloit	4-6	5.00	12	12	1	1	0	72.0	85	46	40	6	3	15	46	1	0	.295
	Elizabethhton	2-2	3.32	8	6	0	0	0	38.0	39	15	14	2	3	4	39	1	0	.257
2011	Beloit	11-7	3.10	21	20	1	0	0	124.2	131	62	43	10	3	31	81	4	0	.271
	Ft. Myers	2-1	4.39	5	5	0	0	0	26.2	34	14	13	1	2	6	20	1	0	.312
2012	Ft. Myers	1-0	0.78	4	4	0	0	0	23.0	16	2	2	1	1	5	12	0	0	.190
	New Britain	11-6	3.22	22	22	1	0	0	139.2	145	59	50	12	5	25	75	2	0	.269
2013	New Britain	1-10	4.81	30	14	0	0	0	86.0	117	58	46	6	6	28	35	4	0	.328
2014	New Britain	0-0	13.50	3	0	0	0	0	4.0	9	8	6	0	1	2	0	0	0	.429
	Ft. Myers	1-2	6.62	20	3	0	0	0	34.0	49	26	25	5	1	16	17	2	0	.340
Minor League Totals		39-36	3.70	135	96	4	2	0	601.1	657	302	247	43	33	136	367	17	0	.278

**HERNANDEZ, FRANCISCO ISMAEL**

OUTFIELDER

HEIGHT: 5-10

BATS: S

BORN: 9/20/1995 in Santo Domingo Este, DR

WEIGHT: 167

THROWS: R

RESIDES: Santo Domingo Este, DR

SIGNED BY: Fred Guerrero

SCHOOL: --

HOW OBTAINED: Signed as an undrafted free agent, March 27, 2014.

YEAR	TEAM	AVG	G	AB	R	H	2B	3B	HR	RBI	SH	SF	HB	BB	SO	SB	CS	E	OBP
2014	DSL Twins	.210	42	119	20	25	0	0	0	13	2	0	3	27	36	7	6	1	.369
Minor League Totals		.210	42	119	20	25	0	0	0	13	2	0	3	27	36	7	6	1	.369

**HERNANDEZ, JET MICHAEL**

OUTFIELDER

HEIGHT: 6-2

BATS: L

BORN: 11/23/1994 in Santo Domingo, DR

WEIGHT: 185

THROWS: R

RESIDES: Santo Domingo, DR

SIGNED BY: Fred Guerrero

SCHOOL: --

HOW OBTAINED: Signed as an undrafted free agent, September 10, 2012.

YEAR	TEAM	AVG	G	AB	R	H	2B	3B	HR	RBI	SH	SF	HB	BB	SO	SB	CS	E	OBP
2013	DSL Twins	.174	30	86	18	15	4	1	0	9	2	0	1	21	35	11	4	0	.343
2014	DSL Twins	DID NOT PLAY - INJURED																	
Minor League Totals		.174	30	86	18	15	4	1	0	9	2	0	1	21	35	11	4	0	.343

**HERNANDEZ, LUIS RENE**

PITCHER

HEIGHT: 6-2

BATS: R

BORN: 1/28/1996 in Cayey, PR

WEIGHT: 209

THROWS: R

RESIDES: Kissimmee, FL

SIGNED BY: Fred Guerrero

SCHOOL: Liberty (FL) High School

HOW OBTAINED: Signed as an undrafted free agent, April 21, 2014.

YEAR	TEAM	W-L	ERA	G	GS	CG	SH	SV	IP	H	R	ER	HR	HB	BB	SO	WP	BK	BAA
2014	DSL Twins	2-4	3.04	17	7	0	0	1	47.1	43	25	16	0	8	27	38	12	0	.238
Minor League Totals		2-4	3.04	17	7	0	0	1	47.1	43	25	16	0	8	27	38	12	0	.238

**HERNANDEZ, ONESIMO RAFAEL**

PITCHER

HEIGHT: 5-11

BATS: R

BORN: 2/16/1992 in Puerto Plata, DR

WEIGHT: 200

THROWS: R

RESIDES: Puerto Plata, DR

SIGNED BY: Fred Guerrero

SCHOOL: --

HOW OBTAINED: Signed as an undrafted free agent, February 12, 2013.

YEAR	TEAM	W-L	ERA	G	GS	CG	SH	SV	IP	H	R	ER	HR	HB	BB	SO	WP	BK	BAA
2013	DSL Twins	2-3	4.08	14	8	0	0	0	46.1	48	32	21	1	8	17	32	8	0	.274
2014	GCL Twins	1-3	3.73	8	7	0	0	0	31.1	29	18	13	1	3	16	35	4	0	.250
Minor League Totals		3-6	3.94	22	15	0	0	0	77.2	77	50	34	2	11	33	67	12	0	.265

**HERRERA, EDGAR ADRIAN**

OUTFIELDER

HEIGHT: 6-0

BATS: L

BORN: 4/19/1997 in Guaranas, VZ

WEIGHT: 170

THROWS: L

RESIDES: Guaranas, VZ

SIGNED BY: Jose Leon

SCHOOL: --

HOW OBTAINED: Signed as an undrafted free agent, July 4, 2013.

YEAR	TEAM	AVG	G	AB	R	H	2B	3B	HR	RBI	SH	SF	HB	BB	SO	SB	CS	E	OBP
2014	DSL Twins	.259	43	139	17	36	2	2	0	15	1	3	1	23	23	5	5	2	.361
Minor League Totals		.259	43	139	17	36	2	2	0	15	1	3	1	23	23	5	5	2	.361

**HERRERA, JUAN FRANCISCO**

PITCHER

HEIGHT: 6-3

BATS: R

BORN: 1/28/1996 in San Pedro de Macoris, DR

WEIGHT: 182

THROWS: R

RESIDES: Santo Domingo Este, DR

SIGNED BY: Fred Guerrero

SCHOOL: --

HOW OBTAINED: Signed as an undrafted free agent, April 4, 2014.

YEAR	TEAM	W-L	ERA	G	GS	CG	SH	SV	IP	H	R	ER	HR	HB	BB	SO	WP	BK	BAA
2014	DSL Twins	2-2	3.31	12	1	0	0	3	16.1	14	11	6	2	4	7	8	1	0	.233
Minor League Totals		2-2	3.31	12	1	0	0	3	16.1	14	11	6	2	4	7	8	1	0	.233



**HERRERA, RAMSES ALDRIN**
**PITCHER**
**HEIGHT:** 6-3

**WEIGHT:** 200

**SIGNED BY:** Fred Guerrero

**HOW OBTAINED:** Signed as an undrafted free agent, December 15, 2012

**BATS:** R

**THROWS:** R

**SCHOOL:** --

**BORN:** 9/14/1993 in Santo Domingo, DR

**RESIDES:** Santo Domingo, DR

YEAR	CLUB	W-L	ERA	G	GS	CG	SH	SV	IP	H	R	ER	HR	HB	BB	SO	WP	BK	BAA
2013	DSL Twins	1-2	4.54	13	7	0	0	0	37.2	30	21	19	3	4	21	31	1	0	.222
2014		DID NOT PLAY - INJURED																	
Minor League Totals		1-2	4.54	13	7	0	0	0	37.2	30	21	19	3	4	21	31	1	0	.222

**HICKS, DALTON JAMES [D.J.]**
**FIRST BASEMAN**
**HEIGHT:** 6-5

**WEIGHT:** 247

**SIGNED BY:** Billy Corrigan

**HOW OBTAINED:** Twins 17th round pick in the 2012 First-Year Player Draft.

**BATS:** L

**THROWS:** R

**SCHOOL:** University of Central Florida

**BORN:** 4/2/1990 in Orlando, FL

**RESIDES:** Altamonte Spring, FL

2014: Spent the entire season with Single-A Ft. Myers...76 RBI were second among Miracle, fourth in the Florida State League, and sixth in the Twins organization, third among farm hands...was 12th in the Twins organization in runs (69) and eighth in walks (57)...2013: Began season with Single-A Cedar Rapids where he had third highest average and home runs on the team, tied for second on team in doubles and second in RBI while playing 85 games at first base...named the Midwest League Player of the Week April 14 after hitting .387 (12-for-31) with seven doubles, two home runs and 10 RBI in nine games to start the season...finished fourth in the Midwest League with his .494 slugging percentage...transferred to Ft. Myers July 17 and finished the season with the Miracle...led the Twins minor league system with a combined 110 RBI while his .289 combined average was 10th best...named the Twins minor league Player of the Week August 16 after hitting .435 (10-for-23) with two home runs in eight RBI in six games for the Miracle...2012: Began his professional career with Rookie Elizabethton...PERSONAL: Was named preseason Conference USA Player of the Year in 2012...twice was named to the NCAA Regional All-Tournament Team...ranks second on the school's all-time list in sacrifice flies, fifth in homers, sixth in RBIs and seventh in walks...he was named third team All-America in 2011 by the NCBWA.

YEAR	TEAM	AVG	G	AB	R	H	2B	3B	HR	RBI	SH	SF	HB	BB	SO	SB	CS	E	OBP
2012	Elizabethton	.270	31	115	21	31	7	0	4	25	0	0	2	19	37	1	0	2	.382
2013	Cedar Rapids	.297	89	354	50	105	31	0	13	82	3	7	2	34	85	0	1	9	.355
	Ft. Myers	.270	42	148	18	40	8	0	4	28	0	4	2	22	38	0	1	2	.364
2014	Ft. Myers	.262	118	423	69	111	24	2	11	76	0	10	1	57	94	1	1	8	.344
Minor League Totals		.276	280	1040	158	287	70	2	32	211	3	21	7	132	254	2	3	21	.355

**HILDENBERGER, TREVOR SEAN**
**PITCHER**
**HEIGHT:** 6-2

**WEIGHT:** 208

**SIGNED BY:** Elliot Strankman

**HOW OBTAINED:** Twins 22nd round pick in the 2014 First-Year Player Draft.

**BATS:** R

**THROWS:** R

**SCHOOL:** University of California - Berkeley

**BORN:** 12/15/1990 in Mountain View, CA

**RESIDES:** San Jose, CA

2014: Began season with the GCL Twins...made a league-high 23 appearances and a share of the league lead with 10 saves...was named a GCL All-Star...PERSONAL: Tied a school record with 10 single-season saves as a senior in 2014, going 3-3, 2.83 ERA and 48 strikeouts and 11 walks in 47.2 innings...honorable mention All-Pac-12 and honorable mention Pac-12 All-Academic...picked up 10th save in last collegiate game, throwing 3.0 innings with one hit and three strikeouts May 24 at Oregon...ended career with 12 saves, ninth on the all-time Cal list...attended Archbishop Mitty (CA) High School...finished 8-6 as a senior with 60 strikeouts and a 3.79 ERA...was a member of the Milwaukee Brewers 2008 Area Code Team.

YEAR	TEAM	W-L	ERA	G	GS	CG	SH	SV	IP	H	R	ER	HR	HB	BB	SO	WP	BK	BAA
2014	GCL Twins	1-4	2.57	23	0	0	0	10	28.0	27	12	8	1	1	5	30	0	0	.243
	Elizabethton	0-0	0.00	1	0	0	0	0	1.0	0	0	0	0	0	0	2	0	0	.000
Minor League Totals		1-4	2.48	24	0	0	0	10	29.0	27	12	8	1	1	5	32	0	0	.237

**HINOJOSA, JONATAN**
**SHORTSTOP**
**HEIGHT:** 5-11

**WEIGHT:** 150

**SIGNED BY:** Fred Guerrero

**HOW OBTAINED:** Signed as an undrafted free agent, July 2, 2009.

**BATS:** S

**THROWS:** R

**SCHOOL:** --

**BORN:** 10/23/1992 in Villa Altigracia, DR

**RESIDES:** Monte Plata, DR

2014: Split the season between Rookie Elizabethton and Single-A Cedar Rapids...hit first career home run August 27 vs. Kane County...his .291 average combined was 10th best in the Twins organization...set career-highs in RBI, triples and hits...2013: Spent first season in the United States with the GCL Twins where he led team in games played and was second in triples and stolen bases...set career-highs in nearly every offensive category.

YEAR	TEAM	AVG	G	AB	R	H	2B	3B	HR	RBI	SH	SF	HB	BB	SO	SB	CS	E	OBP
2010	DSL Twins	.147	33	95	11	14	2	0	0	3	1	1	2	15	27	5	2	12	.274
2011	DSL Twins	.186	44	118	23	22	2	1	0	14	6	2	2	26	30	5	6	8	.338
2012	DSL Twins	.174	42	132	23	23	6	2	0	5	1	0	2	16	33	8	4	11	.273
2013	GCL Twins	.236	48	140	24	33	4	5	0	15	3	0	1	14	28	10	2	14	.310
2014	Elizabethton	.247	32	97	15	24	1	2	0	8	0	2	0	7	22	2	0	10	.292
	Cedar Rapids	.341	20	85	16	29	2	4	1	15	2	0	0	5	20	2	2	8	.378
Minor League Totals		.217	219	667	112	145	17	14	1	60	13	5	7	83	160	32	16	63	.308

**MINOR LEAGUES**



HU, CHIH-WEI														PITCHER									
--------------	--	--	--	--	--	--	--	--	--	--	--	--	--	---------	--	--	--	--	--	--	--	--	--

<b>HEIGHT:</b> 6-1 <b>WEIGHT:</b> 228 <b>SIGNED BY:</b> Ken Su/Cary Broder <b>HOW OBTAINED:</b> Signed as an undrafted free agent, August 3, 2012.	<b>BATS:</b> R <b>THROWS:</b> R <b>SCHOOL:</b> --	<b>BORN:</b> 11/4/1993 in Taichung, Taiwan <b>RESIDES:</b> Taichung, Taiwan
---	---	--

2014: Began season with Rookie Elizabethton making three starts, allowing three runs in 16.0 innings...walked just two and struckout 16 with E-Town...transferred to Single-A Cedar Rapids July 7...allowed five earned runs in his first five starts (40.0 IP) for a 1.13 ERA...walked six and struckout 29 in that same span...was named the Midwest League Pitcher of the Week July 28 after allowing one earned run, walking three and striking out 16 in 12.0 innings over two starts July 21 and 26...named the Twins minor league Pitcher of the Week August 1 after allowing five hits, one run and two walks while striking out 14 in 12.0 innings over two starts...earned Twins minor league Pitcher of the Month honors for July after going 5-0, 1.24 ERA (36.0 IP, 5 ER) while holding opponents to a .156 average in six starts...his 2.15 ERA combined was the eighth lowest in the Twins organization while his 7.86 baserunners-per-9.0 innings mark and 0.87 WHIP were both the second lowest.

YEAR	TEAM	W-L	ERA	G	GS	CG	SH	SV	IP	H	R	ER	HR	HB	BB	SO	WP	BK	BAA
2013	GCL Twins	2-0	2.45	12	5	0	0	0	36.2	28	11	10	0	0	8	39	2	0	.207
2014	Elizabethton	1-0	1.69	3	3	0	0	0	16.0	7	3	3	0	1	2	16	0	1	.127
	Cedar Rapids	7-2	2.29	10	9	0	0	0	55.0	40	20	14	0	1	13	48	0	0	.201
<b>Minor League Totals</b>		<b>10-2</b>	<b>2.26</b>	<b>25</b>	<b>17</b>	<b>0</b>	<b>0</b>	<b>0</b>	<b>107.2</b>	<b>75</b>	<b>34</b>	<b>27</b>	<b>0</b>	<b>2</b>	<b>23</b>	<b>103</b>	<b>2</b>	<b>1</b>	<b>.193</b>

HURLBUT, DAVID JAMES														PITCHER									
----------------------	--	--	--	--	--	--	--	--	--	--	--	--	--	---------	--	--	--	--	--	--	--	--	--

<b>HEIGHT:</b> 6-3 <b>WEIGHT:</b> 216 <b>SIGNED BY:</b> John Leavitt <b>HOW OBTAINED:</b> Twins 28th round pick in the 2011 First-Year Player Draft.	<b>BATS:</b> L <b>THROWS:</b> L <b>SCHOOL:</b> California State - Fullerton	<b>BORN:</b> 11/24/1989 in Fullerton, CA <b>RESIDES:</b> Concord, CA
---	---	---

2014: Began the season with Single-A Ft. Myers...placed on the 7-day disabled list June 3...rehab assignment for the GCL Twins making three starts to end the season...2013: Began season with Single-A Cedar Rapids making 21 relief appearances and three starts...converted six of eight save opportunities...transferred to Single-A Ft. Myers August 13 and finished the season with the Miracle making four starts...PERSONAL: Originally selected by the Twins in the 35th round of the 2009 Draft but did not sign.

YEAR	CLUB	W-L	ERA	G	GS	CG	SH	SV	IP	H	R	ER	HR	HB	BB	SO	WP	BK	BAA
2011	Elizabethton	3-6	4.50	13	12	0	0	0	66.0	82	39	33	7	2	12	51	4	0	.300
2012	Beloit	6-6	2.76	25	15	0	0	1	111.0	105	47	34	5	5	25	85	7	2	.249
2013	Cedar Rapids	3-1	2.52	24	3	0	0	6	50.0	40	20	14	3	1	8	46	3	0	.207
	Ft. Myers	1-1	3.54	4	4	0	0	0	20.1	25	9	8	0	0	5	18	0	0	.309
2014	Ft. Myers	3-3	2.05	11	8	1	0	0	57.0	53	19	13	2	0	11	31	3	0	.249
	GCL Twins	0-1	3.24	3	3	0	0	0	8.1	9	4	3	0	0	2	4	0	0	.265
<b>Minor League Totals</b>		<b>16-18</b>	<b>3.02</b>	<b>80</b>	<b>45</b>	<b>1</b>	<b>0</b>	<b>7</b>	<b>312.2</b>	<b>314</b>	<b>138</b>	<b>105</b>	<b>17</b>	<b>8</b>	<b>63</b>	<b>235</b>	<b>17</b>	<b>2</b>	<b>.258</b>

HURT, WILLIAM CHENAULT (WILL)														SHORTSTOP									
-------------------------------	--	--	--	--	--	--	--	--	--	--	--	--	--	-----------	--	--	--	--	--	--	--	--	--

<b>HEIGHT:</b> 5-10 <b>WEIGHT:</b> 155 <b>SIGNED BY:</b> Rick Sellers <b>HOW OBTAINED:</b> Twins 16th round pick in the 2012 First-Year Player Draft.	<b>BATS:</b> R <b>THROWS:</b> R <b>SCHOOL:</b> Lexington Catholic (KY) High School	<b>BORN:</b> 12/22/1993 in Lexington, KY <b>RESIDES:</b> Lexington, KY
--	--	---

YEAR	TEAM	AVG	G	AB	R	H	2B	3B	HR	RBI	SH	SF	HB	BB	SO	SB	CS	E	OBP
2012	GCL Twins	.141	27	78	5	11	0	0	0	3	1	0	1	7	23	1	2	4	.221
2013	GCL Twins	.243	26	74	11	18	1	1	0	6	0	1	2	16	17	7	1	5	.387
2014	Elizabethton	.235	25	68	7	16	0	0	0	5	0	1	0	7	26	0	1	1	.303
<b>Minor League Totals</b>		<b>.205</b>	<b>78</b>	<b>220</b>	<b>23</b>	<b>45</b>	<b>1</b>	<b>1</b>	<b>0</b>	<b>14</b>	<b>1</b>	<b>2</b>	<b>3</b>	<b>30</b>	<b>66</b>	<b>8</b>	<b>4</b>	<b>10</b>	<b>.306</b>

IRBY, CHARLES KENNETH (C.K.)														PITCHER									
------------------------------	--	--	--	--	--	--	--	--	--	--	--	--	--	---------	--	--	--	--	--	--	--	--	--

<b>HEIGHT:</b> 6-2 <b>WEIGHT:</b> 204 <b>SIGNED BY:</b> Jack Powell <b>HOW OBTAINED:</b> Twins 10th round pick in the 2013 First-Year Player Draft.	<b>BATS:</b> R <b>THROWS:</b> R <b>SCHOOL:</b> Samford University	<b>BORN:</b> 5/6/1992 in Florence, AL <b>RESIDES:</b> Collinwood, TN
--	---	---

2014: Spent the entire season with Rookie Elizabethton making 19 relief appearances...placed on the 7-day disabled list June 20; reinstated July 7...PERSONAL: Played three seasons at Samford, going 17-9, 3.29 ERA...was primarily a reliever as a freshman and sophomore, but started on weekends as a junior...went 7-6, 4.04 ERA with 90 strikeouts, three complete games and a shutout on the mound and led Samford with a .383 average, 16 doubles and 59 RBI to go along with eight home runs as a junior in 2013...named a 2013 Louisville Slugger/CollegeBaseballInsider.com All-American...named 2010 Alabama 2A Most Valuable Player and Player of the Year for Mars Hill Bible School in Florence, AL...member of the National Honor Society...hit .456 at the plate and posted a record of 7-2 with a 1.92 earned run average as a junior for Mars Hill.

YEAR	TEAM	W-L	ERA	G	GS	CG	SH	SV	IP	H	R	ER	HR	HB	BB	SO	WP	BK	BAA
2013	Elizabethton	0-1	3.29	10	0	0	0	1	13.2	10	6	5	1	2	7	10	1	0	.204
2014	Elizabethton	1-1	1.35	19	0	0	0	2	33.1	26	8	5	0	2	13	51	0	0	.206
<b>Minor League Totals</b>		<b>1-2</b>	<b>1.91</b>	<b>29</b>	<b>0</b>	<b>0</b>	<b>0</b>	<b>3</b>	<b>47.0</b>	<b>36</b>	<b>14</b>	<b>10</b>	<b>1</b>	<b>4</b>	<b>20</b>	<b>61</b>	<b>1</b>	<b>0</b>	<b>.206</b>

JIMENEZ, JADISON JAVIER														PITCHER									
-------------------------	--	--	--	--	--	--	--	--	--	--	--	--	--	---------	--	--	--	--	--	--	--	--	--

<b>HEIGHT:</b> 6-1 <b>WEIGHT:</b> 180 <b>SIGNED BY:</b> Jose Leon <b>HOW OBTAINED:</b> Signed as an undrafted free agent, September 30, 2011.	<b>BATS:</b> L <b>THROWS:</b> L <b>SCHOOL:</b> --	<b>BORN:</b> 3/19/1994 in La Vega, DR <b>RESIDES:</b> Bani, DR
--	---	---

2014: Spent his third consecutive year with the DSL Twins, making 13 starts, eight of which were quality...led the club in wins and WHIP (0.91), while falling 0.2 innings shy of the team lead in that category...had a 26.0 inning scoreless streak that covered five starts June 23-July 17.



YEAR	TEAM	W-L	ERA	G	GS	CG	SH	SV	IP	H	R	ER	HR	HB	BB	SO	WP	BK	BAA
2012	DSL Twins	8-3	3.58	20	0	0	0	1	37.2	30	18	15	2	0	23	22	3	0	.222
2013	DSL Twins	2-2	3.90	13	3	0	0	1	30.0	28	15	13	1	0	12	21	8	0	.255
2014	DSL Twins	6-3	2.19	13	13	0	0	0	74.0	51	23	18	0	3	16	56	4	0	.191
Minor League Totals		16-8	2.92	46	16	0	0	2	141.2	109	56	46	3	3	51	99	15	0	.213

**JOHNSON, COLE RICHARD****PITCHER**

HEIGHT: 6-3

BATS: R

BORN: 10/6/1988 in Appleton, WI

WEIGHT: 196

THROWS: R

RESIDES: Hudson, OH

SIGNED BY: Jeff Pohl

SCHOOL: University of Notre Dame

HOW OBTAINED: Twins 44th round pick in the 2011 First-Year Player Draft.

2014: Spent entire season with Double-A New Britain...named an Eastern League Midseason All-Star...finished second on team with nine saves...49 appearances were the fifth most in the EL...10.16 strikeouts-per-9.0 innings was the eighth highest ratio in the Twins organization...2013: Began season with Single-A Ft. Myers...allowed just two runs in 22.0 innings in 13 appearances and was transferred to Double-A New Britain...2012: Played entire season with Single-A Beloit...pitched in 16 games...recorded 48 strikeouts in 42.0 innings pitched...2011: Began season with GCL Twins...transferred to Elizabethton July 21.

YEAR	TEAM	W-L	ERA	G	GS	CG	SH	SV	IP	H	R	ER	HR	HB	BB	SO	WP	BK	BAA
2011	GCL Twins	1-1	0.00	7	0	0	0	1	14.0	7	1	0	0	3	1	12	1	0	.152
	Elizabethton	1-1	2.14	12	0	0	0	1	21.0	19	10	5	1	0	8	22	0	0	.247
2012	Beloit	3-1	1.71	16	5	0	0	0	42.0	37	10	8	2	3	11	48	1	0	.231
2013	Ft. Myers	2-0	0.82	13	0	0	0	2	22.0	13	2	2	0	2	5	20	1	0	.171
	New Britain	1-3	4.38	28	0	0	0	3	39.0	35	21	19	6	2	15	48	3	1	.235
2014	New Britain	3-8	3.84	49	2	0	0	9	72.2	71	36	31	6	4	21	82	6	0	.251
Minor League Totals		11-14	2.78	125	7	0	0	16	210.2	182	80	65	15	14	61	232	12	1	.230

**JOHNSON, DANIEL STUART [DJ]****PITCHER**

HEIGHT: 6-4

BATS: L

BORN: 8/30/1989 in Beaverton, OR

WEIGHT: 242

THROWS: R

RESIDES: Portland, OR

ORIGINALLY SIGNED BY: Tampa Bay as an undrafted free agent, June 24, 2010.

SCHOOL: Western Oregon University

HOW OBTAINED: Signed as a minor league free agent, July 28, 2014.

2014: Began the year with Traverse City in the independent Frontier League, making 24 relief appearances...contracted purchased on a two-year deal by Twins July 26...assigned to Single-A Ft. Myers July 29 where he worked exclusively out of relief...first seven appearances were scoreless (7.0 innings)...recorded his first win in his first decision with the team, a scoreless top of the ninth inning against St. Lucie August 14...PERSONAL: Suffered a torn teres major muscle during the 2012 season with the Arizona Diamondbacks...opted to forego surgery and rehabbed the entire winter...re-aggravated the injury during spring training in February 2013 and the D-Backs decided to shut him down from throwing for 10 weeks...released by Arizona in the fall; signed with Traverse City.

YEAR	TEAM	W-L	ERA	G	GS	CG	SH	SV	IP	H	R	ER	HR	HB	BB	SO	WP	BK	BAA
2010	GCL Rays	0-0	2.05	14	0	0	0	2	22.0	24	7	5	0	1	3	16	3	1	.276
2011	Missoula	1-0	2.08	20	0	0	0	10	26.0	16	6	6	0	4	7	32	3	1	.176
	Traverse City	1-0	1.54	14	0	0	0	0	23.1	17	6	4	1	0	12	18	1	0	-
2012	South Bend	2-4	3.08	21	0	0	0	4	26.1	25	12	9	1	1	7	32	8	0	.243
	Visalia	2-3	6.55	21	0	0	0	3	22.0	26	16	16	6	1	12	28	1	1	.292
2013	DID NOT PLAY - INJURED																		
2014	Traverse City	0-3	1.30	24	0	0	0	14	27.2	18	6	4	1	3	10	35	2	0	-
	Ft. Myers	2-0	2.84	12	0	0	0	0	12.2	14	6	4	0	1	4	12	1	0	.269
Independent League Totals		1-3	1.41	38	0	0	0	14	51.0	35	12	8	2	3	22	53	3	0	-
Minor League Totals		7-7	3.30	88	0	0	0	19	109.0	105	47	40	7	8	33	120	16	3	.249

**JONES, TYLER MATTHEW****PITCHER**

HEIGHT: 6-4

BATS: R

BORN: 9/5/1989 in Milwaukee, WI

WEIGHT: 260

THROWS: R

RESIDES: Milwaukee, WI

SIGNED BY: Greg Runser

SCHOOL: Louisiana State University

HOW OBTAINED: Twins 11th round pick in the 2011 First-Year Player Draft.

2014: Spent entire season with Single-A Ft. Myers...13 saves were second most among Twins minor leaguers (Oliveros - 18), third in the organization (Perkins - 34) and third in the Florida State League...2013: Began season with Single-A Cedar Rapids...led Kernels in saves and his 1.93 ERA led qualified relievers...transferred to Ft. Myers July 15 and finished the season with the Miracle...13 combined saves were third most in the Twins minor league system...ranked the 27th best prospect in the Twins system by Baseball America entering 2014...PERSONAL: Posted a 4-0 mark and a 5.22 ERA in 39.2 innings with 23 walks and 37 strikeouts as a junior at LSU in 2011...was a 2010 Junior College First-Team All-American at Madison Area Technical College...participated in 2010 Junior College World Series...went 9-2, 3.01 ERA in 2010 and recorded 77 strikeouts in 74.2 innings that same season...was a two-time high school All-Conference selection in baseball and football at Marquette High School in Milwaukee, WI...helped lead Marquette baseball team to state championships in 2006 and 08...participated in the Milwaukee Brewers Classic (top 50 high school players in Wisconsin).

YEAR	TEAM	W-L	ERA	G	GS	CG	SH	SV	IP	H	R	ER	HR	HB	BB	SO	WP	BK	BAA
2011	Elizabethton	0-0	12.86	4	1	0	0	0	7.0	16	10	10	2	1	2	8	3	0	.432
2012	Beloit	5-5	4.67	18	16	0	0	0	86.2	90	58	45	5	3	35	102	9	0	.263
2013	Cedar Rapids	4-3	1.93	24	0	0	0	9	37.1	19	14	8	0	1	16	44	0	0	.146
	Ft. Myers	1-3	4.20	12	0	0	0	4	15.0	18	7	7	0	1	4	22	1	0	.305
2014	Ft. Myers	3-3	3.73	40	0	0	0	13	50.2	49	27	21	2	1	23	53	6	0	.255
Minor League Totals		13-14	4.16	98	17	0	0	26	196.2	192	116	91	9	7	80	229	19	0	.253



JONES, ZACHARY JAMES (ZACK)

PITCHER

HEIGHT: 6-1

WEIGHT: 210

SIGNED BY: Elliott Strankman

HOW OBTAINED: Twins 4th round pick in the 2012 First-Year Player Draft.

BATS: R

THROWS: R

SCHOOL: San Jose State University

BORN: 12/4/1990 in San Jose, CA

RESIDES: Santa Clara, CA

2014: Began the season on the 7-day disabled list and made rehab assignment with GCL Twins...was reinstated from the DL August 17 and reported to Single-A Ft. Myers...ended the season making five scoreless appearances (5.0 IP), with three hits and three saves...named the 25th best prospect in the Twins system by *Baseball America* entering 2015. 2013: Spent entire season with Ft. Myers as the primary closer...14 saves led all Miracle and were second most in the Twins minor league system...finished fifth in the Florida State League with 35 games finished...led all Miracle pitchers in appearances...ranked the 28th best prospect in the Twins system by *Baseball America* entering 2014. PERSONAL: Finished the 2012 season with San Jose State as the team leader in strikeouts with 60...had a 3.5-to-1 strikeouts-to-walks ratio and averaged 10.00 strikeouts-per-9.0 innings during his 19 appearances...also led the Spartans with seven saves and pushed his school-record career total to 22...was named the Western Athletic Conference Preseason Pitcher of the Year and was named to the National Collegiate Baseball Writers Association "Stopper of the Year" Preseason Watch List in 2012...finished the 2011 season batting .316 (49-for-155) with seven doubles, three triples and three home runs while collecting 10 saves and striking out 53 batters in 43.0 innings.

YEAR	TEAM	W-L	ERA	G	GS	CG	SH	SV	IP	H	R	ER	HR	HB	BB	SO	WP	BK	BAA
2012	Elizabethton	0-0	0.00	6	0	0	0	0	6.0	2	0	0	0	0	4	9	2	0	.100
	Beloit	0-0	3.21	12	0	0	0	4	14.0	9	7	5	1	0	7	25	2	0	.184
2013	Ft. Myers	4-3	1.85	39	0	0	0	14	48.2	28	11	10	2	2	28	70	3	0	.172
2014	GCL Twins	0-0	3.38	6	1	0	0	0	5.1	3	2	2	0	0	4	9	0	0	.158
	Ft. Myers	0-0	0.00	5	0	0	0	3	5.0	3	0	0	0	0	2	5	0	0	.167
Minor League Totals		4-3	1.94	68	1	0	0	21	79.0	45	20	17	3	2	45	118	7	0	.167

JORGE, FELIX DE JESUS

PITCHER

HEIGHT: 6-2

WEIGHT: 170

SIGNED BY: Fred Guerrero

HOW OBTAINED: Signed as an undrafted free agent, February 21, 2011.

BATS: R

THROWS: R

SCHOOL: --

BORN: 1/2/1994 in Santiago, DR

RESIDES: Santiago, DR

2014: Began the season with Single-A Cedar Rapids...made 12 appearances (8 starts) and was transferred to Rookie Elizabethton June 3...tossed a complete game shutout August 11 at Bristol, allowing two hits and one walk while striking out seven in 7.0 innings...made 12 starts for E-Town on his way to being named the Appalachian League Pitcher of the Year and a AL Postseason All-Star...finished third in the AL in innings, fourth in ERA, and fifth in strikeouts-per-9.0 innings (8.32) and WHIP (1.20)...named a *Baseball America* Rookie Class-A All-Star and the 28th best prospect in the Twins system by *Baseball America* following the season. 2013: Played entire season with Rookie Elizabethton making a team high 12 starts...was first season to not make a relief appearance...2.95 ERA was second lowest among Elizabethton pitchers and was the fifth lowest in the Twins minor league system...72 strikeouts were third most in the Appalachian League while his 10.62 strikeouts-per-9.0 innings pitched led the Appy League...named the 17th best prospect in the Twins system by *Baseball America* entering 2014.

YEAR	TEAM	W-L	ERA	G	GS	CG	SH	SV	IP	H	R	ER	HR	HB	BB	SO	WP	BK	BAA
2011	DSL Twins	2-1	2.67	9	5	0	0	1	27.0	19	12	8	0	2	9	26	4	1	.192
2012	GCL Twins	0-3	2.34	12	7	0	0	1	34.2	30	11	9	0	2	12	37	5	1	.221
2013	Elizabethton	2-2	2.95	12	12	0	0	0	61.0	56	26	20	2	2	18	72	5	1	.245
2014	Cedar Rapids	2-5	9.00	12	8	0	0	0	39.0	57	40	39	9	2	20	23	5	0	.354
	Elizabethton	4-2	2.59	12	12	2	1	0	66.0	58	20	19	2	4	14	61	4	0	.237
Minor League Totals		10-13	3.76	57	44	2	1	2	227.2	220	109	95	13	12	73	219	23	3	.253

KANZLER, JASON ROBERT

OUTFIELDER

HEIGHT: 6-0

WEIGHT: 188

SIGNED BY: Jay Weitzel

HOW OBTAINED: Twins 20th round pick in the 2013 First-Year Player Draft.

BATS: R

THROWS: R

SCHOOL: University of Buffalo

BORN: 8/20/1990 in Bronxville, NY

RESIDES: Penfield, NY

2014: Began season with Single-A Cedar Rapids...collected 25 extra-base hits in 84 games with Cedar Rapids...transferred to Single-A Ft. Myers July 28 and finished the season with the Miracle...27 stolen bases between two stops were third most among Twins minor leaguers while his .272 combined average was ninth. 2013: Began professional career with the GCL Twins where he finished tied second in the GCL in triples...tied third among Twins in home runs and hits. PERSONAL: Named 2013 Mid-American Conference Player of the Year at Buffalo after batting .330 with 12 home runs and 53 RBI...set single-season school records that year for at-bats (227), games played (57) and RBI...earned Second-Team All-MAC as a junior, hitting .345 with 13 doubles, five triples and eight home runs...was awarded the ABCA's Rawlings Gold Glove Award, finishing with a perfect fielding percentage...played for the Edenton Steamers in the Coastal Plains League All-Star game the summer between his junior and senior seasons...during his senior year at Penfield High School in 2009 was First-Team All-County, Third-Team All-State and First-Team All-Greater Rochester.

YEAR	TEAM	AVG	G	AB	R	H	2B	3B	HR	RBI	SH	SF	HB	BB	SO	SB	CS	E	OBP
2013	GCL Twins	.220	44	159	19	35	6	6	3	15	1	1	2	13	50	13	1	3	.286
2014	Cedar Rapids	.286	84	315	48	90	8	8	9	48	1	2	8	16	105	15	7	3	.334
	Ft. Myers	.267	27	86	23	23	3	1	3	11	0	0	3	12	33	12	0	0	.376
Minor League Totals		.264	155	560	90	148	17	15	15	74	2	3	13	41	188	40	8	6	.327

KELLY, PATRICK SEAN (PAT)

INFIELDER

HEIGHT: 5-11

WEIGHT: 186

SIGNED BY: John Wilson

HOW OBTAINED: Twins 12th round pick in the 2014 First-Year Player Draft.

BATS: R

THROWS: R

SCHOOL: University of Nebraska-Lincoln

BORN: 11/19/1992 in Red Wing, MN

RESIDES: Naples, FL



KELLY continued...

**2014:** Spent first season with Rookie Elizabethton...**PERSONAL:** Was a three-time All-Big Ten performer for Nebraska and two-time First-Team selection...was named a freshman All-American by *Baseball America*, Collegiate Baseball, Perfect Game and the NCBWA...was a Second-Team All-Big Ten selection at second base and was honored on the All-Big Ten Freshman Team after hitting .313 in 41 starts and posting a team-high .521 slugging percentage with 16 extra-base hits, including eight home runs...hit the most home runs by a Husker freshman since 2000, when Matt Hopper hit 21...one of seven finalists for the 2011 Minnesota Minute Men Mr. Baseball Award and was a 2011 All-Metro pick by the Minneapolis Star Tribune...led Red Wing (MN) High School to the 2011 Minnesota Conference championship and its first winning season since 2007 with a .436 batting average and five home runs as a senior...hit .442 over three seasons for the Wingers under Jim Bombach with 13 home runs and 74 RBI...played summer baseball for the Ohio Warhawks under Ron Slusher, one of the top 18-under programs in the country...helped the team post a 40-4 record in 2010 and a 35-3 record in 2011 on their way to their third and fourth consecutive national championships.

YEAR	TEAM	AVG	G	AB	R	H	2B	3B	HR	RBI	SH	SF	HB	BB	SO	SB	CS	E	OBP
2014	Elizabethton	.242	39	128	16	31	7	1	0	7	0	1	1	8	36	4	0	4	.290
Minor League Totals		.242	39	128	16	31	7	1	0	7	0	1	1	8	36	4	0	4	.290

## KNUDSON, KYLE RONALD

CATCHER

HEIGHT: 6-3

BATS: R

BORN: 9/12/1987 in Fayetteville, NC

WEIGHT: 223

THROWS: R

RESIDES: Brooklyn Park, MN

SIGNED BY: Mark Wilson

SCHOOL: University of Minnesota

HOW OBTAINED: Twins 9th round pick in the 2010 First-Year Player Draft.

**2014:** Spent the entire season at Double-A New Britain as the team's primary catcher, playing 82 games behind the plate...set career-highs in hits and doubles...**2013:** Was an invite to Twins spring training and was reassigned to minor league camp March 14...began the season with Single-A Ft. Myers...hit safely in season-high eight straight games April 10-23, hitting .484 (15-for-31) with two doubles, one home run and seven RBI in that span...placed on 7-day disabled list May 3 with tendinitis in right ankle/foot; reinstated May 15...assigned to Double-A New Britain May 28 and caught 16 games before being transferred back to Ft. Myers July 16...played in six games for the Miracle and went 0-for-21 before being promoted to Double-A New Britain August 1 and finished the year there...hit .341 (14-for-41) with four doubles and five RBI in final 12 games August 3-September 2...**2012:** Began season with Single-A Beloit...batted .250 (14-for-56) with three doubles, one home run and nine RBI in 18 games...placed on 7-day disabled list with a hip injury April 5-May 5...promoted to Single-A Ft. Myers June 12 and recorded nine hits in first 17 at-bats for the Miracle...batted .400 (18-for-45) in 13 June games...recorded two season-high seven-game hitting streaks, June 19-26 and July 6-15...**2011:** Spent season with Single-A Beloit, hitting safely in eight of first nine games...placed on 7-day disabled list with a right hamstring strain May 7-20...placed back on 7-day disabled list with a right groin strain July 1-August 10; then again with a right groin strain August 22, ending his season...did not commit an error in 32 games as catcher...**2010:** Started professional career with Rookie Elizabethton, hitting safely in first six games June 23-29...hit first professional home run July 5 at Burlington...recorded season-high four hits and four RBI July 18 at Bristol...batted .310 (22-for-71) with 10 RBI in 19 August games...**PERSONAL:** Attended the University of Minnesota from 2007-10, batting .296 (181-for-611) with 34 doubles, five triples, 11 home runs, 121 RBI and 87 runs scored in 181 career games for the Golden Gophers...batted .296 (66-for-223) with 14 doubles, four home runs and 48 RBI as a junior in 2009 and .342 (80-for-234) with 17 doubles, six home runs and 48 RBI as a senior in 2010...played for Mankato Moondogs in the summer of 2009, and was named to the Northwoods League All-Star team...named Academic All-Big Ten in 2009...named to NCAA Regional All-Tournament team, was Big Ten Tournament Regional MVP and All-Big Ten team in 2010...2006 graduate of Maple Grove (MN) High School...named First-Team All-State in 2005...four-time All-Conference honoree (2003-06) and three-time All-Area award winner (2004-06)...named honorable mention All-Metro in 2005 and first team All-Metro in 2006...played in Lyons All-Star Game and East-West Showdown...lettered in baseball for five years and was two-year letter winner in football and basketball in 2004-05...graduated with a Bachelor's of Science in Sport Management...was 23rd Golden Gopher to be drafted by the Twins.

YEAR	TEAM	AVG	G	AB	R	H	2B	3B	HR	RBI	SH	SF	HB	BB	SO	SB	CS	E	OBP
2010	Elizabethton	.261	47	180	20	47	9	0	2	27	1	1	4	9	43	0	1	3	.309
2011	Beloit	.226	33	115	12	26	3	0	1	17	2	1	1	6	33	0	2	0	.268
2012	Beloit	.250	18	56	3	14	3	0	1	9	2	0	0	6	9	0	0	1	.323
	Ft. Myers	.253	56	190	24	48	11	0	0	18	2	1	6	30	41	0	0	3	.370
2013	Ft. Myers	.280	29	93	6	26	3	0	2	9	0	0	3	9	19	0	1	0	.362
	New Britain	.295	28	88	8	26	5	0	0	12	0	1	3	10	13	0	0	1	.382
2014	New Britain	.215	83	247	15	53	16	0	0	33	2	3	5	13	57	0	0	3	.265
Minor League Totals		.248	294	969	88	240	50	0	6	125	9	7	22	83	215	0	4	11	.319

## KOCH, MATTHEW MICHAEL [MATT]

CATCHER

HEIGHT: 6-0

BATS: R

BORN: 11/21/1988 in Manhattan Beach, CA

WEIGHT: 219

THROWS: R

RESIDES: Manhattan Beach, CA

SIGNED BY: Mike Eaglin

SCHOOL: Loyola Marymount University (CA)

HOW OBTAINED: Twins 12th round pick in the 2011 First-Year Player Draft.

**2014:** Spent entire season with Double-A New Britain...placed on the 7-day disabled list with an oblique injury May 31; reinstated June 7...**2013:** Spent season with Single-A Ft. Myers, hitting safely in nine of first 10 games, batting .447 (17-for-38) in that span...set season-high with four hits, two times, April 12 at Charlotte and June 18 vs. Palm Beach...hit .364 (20-for-55) with a .453 on-base percentage in 16 April games...hit .324 (24-for-74) with six doubles, four home runs and 15 RBI in 20 June games...named Florida State League Midseason All-Star, hitting .312 (54-for-173) with 11 doubles, one triple, four home runs, 24 RBI and 24 runs scored in 48 first-half games...**2012:** Spent season with Single-A Beloit...hit four home runs with 17 RBI in a 10-game span May 16-June 2...hit .326 (15-for-46) with five doubles, three home runs and 13 RBI in 13 May games...hit safely in season-high eight straight games June 4-15...hit .297 (35-for-118) with 12 doubles, five home runs, 23 RBI and 20 walks in 37 first-half games...**2011:** Started professional career with Rookie Elizabethton, hitting .273 (12-for-44) with six doubles, two home runs and nine RBI in 12 games...**PROFESSIONAL:** 2008 graduate of Mira Costa High School in Manhattan Beach, CA...attended Loyola Marymount University in Los Angeles, CA, where he hit .284 (148-for-522) with 42 doubles, 19 home runs and 100 RBI in three years...originally drafted in the 22nd round of the 2010 First-Year Player Draft by Tampa Bay, but did not sign.

YEAR	TEAM	AVG	G	AB	R	H	2B	3B	HR	RBI	SH	SF	HB	BB	SO	SB	CS	E	OBP
2011	Elizabethton	.273	12	44	6	12	6	0	2	9	0	2	0	5	13	0	0	0	.333
2012	Beloit	.253	89	304	47	77	23	2	8	39	7	2	11	35	106	1	3	11	.349
2013	Ft. Myers	.278	98	352	38	98	20	1	7	40	0	3	3	35	75	1	1	8	.346
2014	New Britain	.212	73	217	23	46	9	0	2	19	3	1	2	27	58	2	1	4	.304
Minor League Totals		.254	272	917	114	233	58	3	19	107	10	8	16	102	252	4	5	23	.337

MINOR LEAGUES



## KURESA, TYLER SUKI

## INFIELDER

HEIGHT: 6-4  
WEIGHT: 230

BATS: L  
THROWS: L

BORN: 11/17/1992 in Sacramento, CA  
RESIDES: Roseville, CA

SIGNED BY: Taylor Cameron

SCHOOL: University of California - Santa Barbara

HOW OBTAINED: Twins 16th round pick in the 2014 First-Year Player Draft.

**2014:** Spent first professional season with Rookie Elizabethton...was second in the Appalachian League in RBI and third in slugging percentage (.478)...13 doubles were second on the team and was tied second in home runs...his .298 average was second highest among Twins minor leaguers. **PERSONAL:** Spent two seasons with UCSB, hitting .292 with 14 home runs, 29 doubles, four triples and 90 RBI in 112 games from 2012-14...redshirted for UCSB in 2012...played for the University of Oregon in 2011...2010 graduate of Oakmont High School in Roseville, CA...played three years of both varsity baseball and soccer for the Vikings...named Sacramento Bee All-Metro First Team following his senior season after batting .447...was also named to the Max Peps California All-State Baseball Second-Team...entering his senior season, was the No. 29 recruit in the state of California (No. 133 in the nation) according to PerfectGame Crosschecker...during his junior year in 2009, was an all-Sierra Foothill League selection...batted .419, drove in 27 runs and hit four home runs...played for the Milwaukee Brewers Blue Area Code team during the 2009 Area Code Games...on the soccer field was an all-league sweeper...originally drafted by the Twins in the 11th round of the 2011 draft.

YEAR	TEAM	AVG	G	AB	R	H	2B	3B	HR	RBI	SH	SF	HB	BB	SO	SB	CS	E	OBP
2014	Elizabethton	.298	46	161	28	48	14	0	5	44	0	4	3	21	28	1	1	3	.381
Minor League Totals		.298	46	161	28	48	14	0	5	44	0	4	3	21	28	1	1	3	.381

## KVASNICKA, MICHAEL JAY [MIKE]

## OUTFIELDER

HEIGHT: 6-2  
WEIGHT: 197

BATS: S  
THROWS: R

BORN: 12/7/1988 in St. Louis Park, MN  
RESIDES: Golden Valley, MN

ORIGINALLY SIGNED BY: Houston in supp 1st round pick of 2010 First-Year Player Draft. SCHOOL: University of Minnesota

HOW OBTAINED: Trade with Houston in exchange for RHP Gonzalo Sanudo, March 25, 2013.

**2014:** Spent entire season with Double-A New Britain...named Twins minor league Player of the Week July 11 after hitting .407 (11-for-27) with a home run and two doubles in seven games. **2013:** Played entire season with Single-A Ft. Myers after being acquired prior to the season from Houston...third among Miracle in home runs...named the Florida State League Player of the Week July 7 after hitting .421 (8-for-19) with three doubles, a triple, two home runs and six RBI in five games. **2012:** Named South Atlantic League Player of the Week July 23. **2011:** Named a Southern League Midseason All-Star. **PERSONAL:** Pronounced KWAS-nick-ah...named a Second-Team All-Big Ten outfielder as a junior in 2010 and was a Third-Team All-Big Ten selection in 2009...tied for second in walks (18) in conference play, tied for third in runs scored (26), tied for fifth in doubles (9) and was fifth in on-base percentage (.462)...ranked 33rd in the nation in walks and 36th in doubles in 2010...his dad, Jay Kvasnicka, was also drafted out of the University of Minnesota by the Minnesota Twins in the eighth round of the 1988 Draft...Jay and Michael Kvasnicka, join Tom and Mike Mee and Frank and Rick Brosseau as the only father-son combos to play for the Golden Gophers and both get drafted.

YEAR	TEAM	AVG	G	AB	R	H	2B	3B	HR	RBI	SH	SF	HB	BB	SO	SB	CS	E	OBP
2010	Tri-City	.234	68	261	31	61	10	1	5	36	0	3	1	27	48	2	1	10	.305
2011	Lexington	.260	128	484	59	126	32	4	4	59	0	2	4	46	106	5	5	31	.328
2012	Lexington	.232	88	345	46	80	15	1	15	53	0	1	2	19	86	1	2	6	.275
2013	Ft. Myers	.282	69	248	35	70	13	2	9	40	0	2	0	23	59	4	1	0	.341
2014	New Britain	.257	112	370	35	95	23	0	10	55	0	3	0	26	80	5	3	5	.303
Minor League Totals		.253	465	1708	206	432	93	8	43	243	0	11	7	141	379	17	12	52	.311

## LANDA, YORMAN NICGER

## PITCHER

HEIGHT: 6-0  
WEIGHT: 200

BATS: R  
THROWS: R

BORN: 6/11/1994 in Santa Teresa, Miranda, VZ  
RESIDES: Santa Teresa, Miranda, VZ

SIGNED BY: Jose Leon

SCHOOL: --

HOW OBTAINED: Signed as an undrafted free agent, September 9, 2010.

**2014:** Spent entire season with Single-A Cedar Rapids...named a Midwest League All-Star...2014 was first season to be used solely as a reliever. **2013:** Played entire season with Rookie Elizabethton where he tied for the team lead in starts...2.78 ERA was the lowest in the Twins minor league system and 10th in the Appalachian League.

YEAR	CLUB	W-L	ERA	G	GS	CG	SH	SV	IP	H	R	ER	HR	HB	BB	SO	WP	BK	BAA
2011	DSL Twins	2-2	3.38	12	6	0	0	0	32.0	19	23	12	1	9	26	31	7	0	.170
2012	GCL Twins	1-3	2.43	10	5	0	0	0	33.1	23	13	9	0	1	20	27	7	1	.204
2013	Elizabethton	3-4	2.78	12	12	0	0	0	55.0	46	25	17	1	8	29	46	7	0	.227
2014	Cedar Rapids	3-1	2.88	13	0	0	0	0	25.0	18	9	8	1	6	13	30	2	0	.200
Minor League Totals		9-10	2.85	47	23	0	0	0	145.1	106	70	46	3	24	88	134	23	1	.205

## LARSON, ZACHARY GRANT [ZACK]

## OUTFIELDER

HEIGHT: 6-3  
WEIGHT: 190

BATS: R  
THROWS: R

BORN: 10/8/1993 in Bradenton, FL  
RESIDES: Bradenton, FL

SIGNED BY: Billy Corrigan

SCHOOL: Lakewood Ranch (FL) High School

HOW OBTAINED: Twins 20th round pick in the 2012 First-Year Player Draft.

**2014:** Began season with Single-A Cedar Rapids...placed on the 7-day disabled list with a right hamstring strain May 10; reinstated August 8 after rehab assignment with GCL Twins...**2013:** Began season with the GCL Twins...led team in average and was second in RBI and home runs...transferred to Rookie Elizabethton August 8 and remained there until the end of the season...second among Elizabethton hitters in average and led the team in on-base percentage...311 combined average was the third best in the Twins minor league system.

YEAR	TEAM	AVG	G	AB	R	H	2B	3B	HR	RBI	SH	SF	HB	BB	SO	SB	CS	E	OBP
2012	GCL Twins	.250	15	40	4	10	1	1	0	2	1	0	1	3	10	3	0	0	.318
2013	GCL Twins	.317	35	120	25	38	6	0	4	19	1	2	4	10	23	9	0	0	.382
	Elizabethton	.301	20	73	14	22	5	1	1	11	0	0	4	9	16	3	2	2	.407
2014	GCL Twins	.320	9	25	2	8	1	0	0	3	0	1	0	5	3	1	0	0	.419
	Cedar Rapids	.265	41	151	19	40	11	0	1	20	2	1	4	10	35	4	0	2	.325
Minor League Totals		.289	120	409	64	118	24	2	6	55	4	4	13	37	87	20	2	4	.363



HEIGHT: 6-4

WEIGHT: 213

SIGNED BY: Greg Runser

HOW OBTAINED: Twins 10th round pick in the 2014 First-Year Player Draft.

BATS: R

THROWS: R

SCHOOL: Tulane University

BORN: 3/7/1992 in Covington, LA

RESIDES: Abita Springs, LA

**2014:** Began his professional career with Rookie Elizabethton...ended the year on a season-best 8.2 innings scoreless streak (3 appearances, 1 start) with just six hits, no walks and 11 strikeouts...**PERSONAL:** Made 14 starts for Tulane as a reshirt junior in 2014, going 4-5, 2.46 ERA (91.1 IP, 25 ER), including two complete games and 66 strikeouts compared to 20 walks...in four seasons with Tulane he combined to go 10-11, 3.76 ERA (208.1 IP, 87 ER) with 144 strikeouts and 74 walks in 41 appearances (33 starts)...was originally selected by the Marlins in the 16th round of the 2010 draft out of Covington High School in Abita Springs, LA.

YEAR	TEAM	W-L	ERA	G	GS	CG	SH	SV	IP	H	R	ER	HR	HB	BB	SO	WP	BK	BAA
2014	Elizabethton	1-3	2.70	17	2	0	0	1	36.2	40	20	11	1	5	4	34	7	0	.278
Minor League Totals		1-3	2.70	17	2	0	0	1	36.2	40	20	11	1	5	4	34	7	0	.278

## LEDEZMA, WILFREDO [WIL]

## PITCHER

HEIGHT: 6-4

WEIGHT: 210

ORIGINALLY SIGNED BY: Boston as an undrafted free agent, April 3, 1998.

HOW OBTAINED: Signed as a minor league free agent, December 16, 2014.

BATS: L

THROWS: L

BORN: 1/21/1981 in Guarico, VZ

RESIDES: Maracay, VZ

SCHOOL: Ciudad Jardin (VZ)

**CAREER:** Owns a 15-25 career record with a 5.40 ERA over parts of nine big league seasons...logged 283 strikeouts in 396.1 innings pitched...compiled an 8-15 mark with a 5.76 ERA (189.0 IP, 121 ER) in 40 starts at the major league level and is 7-10, 5.08 ERA (207.1 IP, 117 ER) as a reliever...with Pittsburgh in 2010, had contract selected from Triple-A on July 26 and was scored upon in just one of eight outings from August 5-20...collected eight strikeouts in just 5.2 innings with the Nationals in 2009...established a new career best with 53 strikeouts in 58.1 innings pitched in 2008 for San Diego and Arizona...combined to post a 2.41 ERA and limit hitters to a .228 average over 22 relief appearances for the two clubs...posted a 1.86 ERA over 11 appearances from July 23-August 24 before being claimed off waivers by Arizona...spent time with three different major league teams (Detroit, Atlanta and San Diego) in 2007 en route to setting a new career high in appearances (44)...had a career-best 3.58 ERA in 24 games (7 starts) with Detroit in 2006...strung together a career-long 16.0-inning scoreless inning streak from August 3-23...made 10 starts for Detroit in 2005, including an outing May 18 where he struck out a career-high seven batters in five innings...recorded a career-best four wins over 15 appearances (8 starts) with Detroit in 2004...made first big league start on July 8, 2003, receiving a no-decision after surrendering five hits over five innings of work...notched first big league win June 4 after throwing two scoreless innings of relief at San Diego...made his major league debut in a relief outing April 2 vs. Minnesota, retiring six of the seven batters he faced...originally signed by the Boston Red Sox as an undrafted free agent on April 3, 1998...**PERSONAL:** Wife, Hany...two sons, Wilfred and Derek...attended Ciudad Jardin University in Venezuela.

YEAR	TEAM	W-L	ERA	G	GS	CG	SH	SV	IP	H	R	ER	HR	HB	BB	SO	WP	BK	BAA
1998	DSL Red Sox	2-4	4.40	11	11	0	1	0	47.0	38	28	23	0	0	38	34	5	1	.228
1999	GCL Red Sox	5-1	3.30	13	6	0	0	1	57.1	51	28	21	2	1	20	52	3	1	.233
2000	Augusta	2-4	5.13	14	14	0	0	0	52.2	51	33	30	3	2	36	60	5	0	.256
2001	DID NOT PLAY - INJURED																		
2002	Augusta	2-2	3.80	5	5	0	0	0	23.2	23	10	10	0	1	8	38	2	0	.250
	GCL Red Sox	0-0	6.00	1	0	0	0	0	3.0	4	2	2	0	0	0	3	0	0	.308
2003	DETROIT	3-7	5.79	34	8	0	0	0	84.0	99	55	54	12	3	35	49	2	0	.297
2004	Erie	10-3	2.42	17	16	2	1	0	111.2	95	36	30	8	4	24	98	1	0	.229
	DETROIT	4-3	4.39	15	8	0	0	0	53.1	55	28	26	3	2	18	29	3	1	.272
2005	DETROIT	2-4	7.07	10	10	0	0	0	49.2	61	46	39	10	2	24	30	2	2	.303
	Toledo	5-3	5.29	11	10	0	0	0	51.0	52	30	30	3	1	27	44	2	0	.260
2006	Toledo	4-3	2.52	12	12	0	0	0	71.1	60	22	20	6	3	23	66	0	0	.235
	DETROIT	3-3	3.58	24	7	0	0	0	60.1	60	28	24	5	2	23	39	2	0	.254
2007	DETROIT	3-1	4.79	23	0	0	0	0	35.2	38	21	19	4	0	26	24	3	2	.277
	ATLANTA	0-2	7.71	12	0	0	0	0	9.1	12	10	8	1	0	4	7	0	0	.300
	SAN DIEGO	0-0	6.28	9	1	0	0	0	14.1	20	11	10	2	0	8	16	0	0	.333
2008	PORTLAND	1-0	4.41	11	0	0	0	1	16.1	14	8	8	1	1	4	20	1	0	.233
	SAN DIEGO	0-2	4.47	25	6	0	0	0	54.1	49	29	27	4	3	38	49	4	0	.245
	ARIZONA	0-0	0.00	3	0	0	0	0	4.0	2	0	0	0	0	3	4	0	0	.143
2009	WASHINGTON	0-0	9.53	5	0	0	0	0	5.2	8	7	6	1	0	4	8	1	0	.333
	Syracuse	0-2	4.19	18	0	0	0	1	19.1	29	12	9	0	1	12	17	2	0	.358
	Dunedin	0-0	0.00	3	0	0	0	0	3.0	1	0	0	0	0	0	2	0	0	.100
	New Hampshire	1-1	3.31	8	0	0	0	0	16.1	19	7	6	1	1	6	21	1	0	.297
2010	Indianapolis	0-1	0.94	35	0	0	0	8	38.1	20	6	4	1	1	19	50	1	0	.156
	PITTSBURGH	0-3	6.86	27	0	0	0	0	19.2	25	16	15	2	1	6	22	1	0	.294
2011	Las Vegas	1-1	4.50	36	0	0	0	3	48.0	49	32	24	6	2	19	64	7	0	.249
	TORONTO	0-0	15.00	5	0	0	0	0	6.0	11	10	10	1	0	7	6	2	0	.393
2012	Albuquerque	3-3	6.99	38	0	0	0	3	37.1	43	30	29	7	1	21	48	11	0	.279
2014	Leones de Yucatan	2-3	1.91	27	0	0	0	1	28.1	18	6	6	1	1	9	29	3	0	.178
Minor League Totals		36-28	3.71	233	74	2	2	17	596.1	549	284	246	38	19	257	617	41	2	.244
Mexican League Totals		2-3	1.91	27	0	0	0	1	28.1	18	6	6	1	1	9	29	3	0	.178
Major League Totals		15-25	5.41	192	40	0	0	0	396.1	440	261	238	45	13	196	283	20	5	.282



LEE, BRETT CODY														PITCHER									
-----------------	--	--	--	--	--	--	--	--	--	--	--	--	--	---------	--	--	--	--	--	--	--	--	--

HEIGHT: 6-4	BATS: L	BORN: 9/20/1990 in Pensacola, FL
WEIGHT: 212	THROWS: L	RESIDES: Pensacola, FL
SIGNED BY: Billy Corrigan	SCHOOL: St. Petersburg College (FL)	
HOW OBTAINED: Twins 10th round pick in the 2011 First-Year Player Draft.		

2014: Spent the entire season with Single-A Ft. Myers...finished second on the team in starts and wins...tied career-high with two complete games, including his first career shutout August 8, tossing 9.0 innings, allowing seven hits and three walks while striking out four...selected to the Florida State League Midseason All-Star team...2013: Played entire season with Single-A Cedar Rapids...led Kernels in wins, starts, complete games and innings pitched and was third in strikeouts...finished the season with third best ERA in the Midwest League and fourth best in the Twins minor league system...2.09 walks-per-9.0 innings pitched was the fifth best in the Midwest League.

YEAR	TEAM	W-L	ERA	G	GS	CG	SH	SV	IP	H	R	ER	HR	HB	BB	SO	WP	BK	BAA
2012	Elizabethhton	4-0	2.68	16	4	0	0	0	43.2	39	17	13	3	0	12	48	4	0	.236
2013	Cedar Rapids	8-4	2.95	23	19	2	0	0	116.0	117	49	38	7	5	26	89	5	1	.259
2014	Ft. Myers	10-5	2.45	21	19	2	1	0	106.1	111	42	29	0	3	33	54	3	0	.272
Minor League Totals		22-9	2.71	60	42	4	1	0	266.0	267	108	80	10	8	71	191	12	1	.261

LIRANZO, WILFREDY														PITCHER									
-------------------	--	--	--	--	--	--	--	--	--	--	--	--	--	---------	--	--	--	--	--	--	--	--	--

HEIGHT: 5-11	BATS: R	BORN: 10/26/1994 in Pimentel, DR
WEIGHT: 195	THROWS: R	RESIDES: Pimentel, DR
SIGNED BY: Fred Guerrero	SCHOOL: - -	
HOW OBTAINED: Signed as an undrafted free agent, March 22, 2013.		

2014: Spent the year with GCL Twins, his first in the states...allowed a run in his first inning of the year, but didn't give up another run in his final 7.2 innings (3 appearances, 1 start)...2013: Began professional career with DSL Twins...led team in strikeouts.

YEAR	TEAM	W-L	ERA	G	GS	CG	SH	SV	IP	H	R	ER	HR	HB	BB	SO	WP	BK	BAA
2013	DSL Twins	3-4	3.07	16	6	0	0	0	41.0	21	17	14	0	7	27	62	9	1	.151
2014	GCL Twins	0-0	1.04	3	2	0	0	0	8.2	5	1	1	0	0	5	13	2	0	.167
Minor League Totals		3-4	2.72	19	8	0	0	0	49.2	26	18	15	0	7	32	75	11	1	.154

LO, KUO HUA														PITCHER									
-------------	--	--	--	--	--	--	--	--	--	--	--	--	--	---------	--	--	--	--	--	--	--	--	--

HEIGHT: 5-10	BATS: R	BORN: 10/28/1992 in Chiayi, Taiwan
WEIGHT: 199	THROWS: R	RESIDES: Chiayi, Taiwan
SIGNED BY: Cary Broder	SCHOOL: - -	
HOW OBTAINED: Signed as an undrafted free agent, June 10, 2011.		

2014: Spent his second consecutive full season with Rookie Elizabethton...held right-handers to a .154 batting average (10-for-65) compared to a .321 (17-for-53) against left-handers...2012: Had a career-best 18.2 inning scoreless streak to finish the year, covering five appearances (2 starts) July 30-August 25.

YEAR	TEAM	W-L	ERA	G	GS	CG	SH	SV	IP	H	R	ER	HR	HB	BB	SO	WP	BK	BAA
2011	- Played in the Australian Summer League																		
2012	GCL Twins	2-0	1.13	11	6	0	0	0	39.2	24	6	5	0	0	7	33	5	1	.171
2013	Elizabethton	2-1	2.37	15	4	0	0	2	38.0	29	10	10	3	2	14	34	1	1	.209
2014	Elizabethton	3-0	3.69	19	1	0	0	0	31.2	27	14	13	1	2	10	37	3	0	.229
Minor League Totals		7-1	2.31	45	11	0	0	2	109.1	80	30	28	4	4	31	104	9	2	.202

MARTIN, ANDRIU AUGUSTO (ANDRIU)														PITCHER									
---------------------------------	--	--	--	--	--	--	--	--	--	--	--	--	--	---------	--	--	--	--	--	--	--	--	--

HEIGHT: 6-1	BATS: R	BORN: 7/6/1998 in Barcelona, VZ
WEIGHT: 183	THROWS: R	RESIDES: Barcelona, VZ
SIGNED BY: Jose Leon	SCHOOL: - -	
HOW OBTAINED: Signed as an undrafted free agent, November 17, 2014.		

YEAR	TEAM	W-L	ERA	G	GS	CG	SH	SV	IP	H	R	ER	HR	HB	BB	SO	WP	BK	BAA
2015 will be his first season in professional baseball.																			

MARTINEZ, JOSE GREGORIO														INFIELDER									
-------------------------	--	--	--	--	--	--	--	--	--	--	--	--	--	-----------	--	--	--	--	--	--	--	--	--

SEE PAGE 80

MARTINEZ, JOSE MANUEL														PITCHER									
-----------------------	--	--	--	--	--	--	--	--	--	--	--	--	--	---------	--	--	--	--	--	--	--	--	--

HEIGHT: 6-2	BATS: R	BORN: 10/29/1996 in San Felipe, Yaracuy, VZ
WEIGHT: 175	THROWS: R	RESIDES: Palmarejo, Yaracuy, VZ
SIGNED BY: Jose Leon	SCHOOL: - -	
HOW OBTAINED: Signed as an undrafted free agent, August 3, 2013.		

2014: Started career working out of the DSL Twins bullpen...made eight straight relief appearances before starting seven of his final eight games...1-2, 1.59 ERA (34.0 IP, 6 ER) as a starter.

YEAR	TEAM	W-L	ERA	G	GS	CG	SH	SV	IP	H	R	ER	HR	HB	BB	SO	WP	BK	BAA
2014	DSL Twins	2-2	1.91	16	7	0	0	0	56.2	46	22	12	1	5	11	33	3	1	.221
Minor League Totals		2-2	1.91	16	7	0	0	0	56.2	46	22	12	1	5	11	33	3	1	.221



MARTINEZ, LUIS ALFREDO

OUTFIELDER

HEIGHT: 5-11				BATS: S				BORN: 10/25/1995 in Nagua, DR											
WEIGHT: 170				THROWS: R				RESIDES: Santiago de los Caballeros, DR											
SIGNED BY: Fred Guerrero				SCHOOL: - -															
HOW OBTAINED: Signed as an undrafted free agent, September 6, 2013.																			
YEAR	TEAM	AVG	G	AB	R	H	2B	3B	HR	RBI	SH	SF	HB	BB	SO	SB	CS	E	OBP
2014	DSL Twins	.328	23	58	12	19	3	1	0	9	0	0	1	11	11	14	4	3	.443
Minor League Totals		.328	23	58	12	19	3	1	0	9	0	0	1	11	11	14	4	3	.443

MAUTNER, TYLER PATRICK

INFIELDER

HEIGHT: 6-2		BATS: R		BORN: 4/8/1993 in Rome, NY																									
WEIGHT: 220		THROWS: R		RESIDES: Sherrill, NY																									
SIGNED BY: Jay Weitzel		SCHOOL: University of Buffalo																											
HOW OBTAINED: Twins 14th round pick in the 2014 First-Year Player Draft.																													
2014: Began professional career with Rookie Elizabethton...PERSONAL: Played three seasons with the University of Buffalo...finished career hitting .319 (135-for-423) with six home runs, 40 doubles and two triples in 118 games...batted .500 with 11 doubles, 24 runs batted in and 22 walks in his senior season at Vernon-Verona-Sherrill High School in Sherrill, NY...set the school's career and single-season batting records, and most runs scored in a season (45)...Second-Team All State, First-Team All CNY and First-Team All Mohawk Valley...Tri-Valley Player of the Year...also played football, earning Third-Team All State and First-Team All Mohawk Valley.																													
YEAR	TEAM	AVG	G	AB	R	H	2B	3B	HR	RBI	SH	SF	HB	BB	SO	SB	CS	E	OBP										
2014	Elizabethton	.210	45	162	19	34	13	0	5	25	0	1	9	14	41	0	1	10	.306										
Minor League Totals		.210	45	162	19	34	13	0	5	25	0	1	9	14	41	0	1	10	.306										

MAZZA, CHRISTOPHER JAMES (CHRIS)

PITCHER

HEIGHT: 6-4		BATS: R		BORN: 10/17/1989 in Walnut Creek, CA															
WEIGHT: 187		THROWS: R		RESIDES: Clayton, CA															
SIGNED BY: Elliott Strankman		SCHOOL: Menlo Junior College (CA)																	
HOW OBTAINED: Twins 27th round pick in the 2011 First-Year Player Draft.																			
2014: Spent entire season with Single-A Cedar Rapids in the bullpen...walked just 11 compared to striking out 62 in 48.1 innings...allowed just one run in his last six outings...PERSONAL: Is the first player from Menlo Junior College to ever be drafted...is the all-time record holder in triples, saves, and is tied for the lead in home runs with 19...in 2011 helped lead the Oaks to their first ever Conference Title with a team leading .337 batting average, five home runs and 41 RBI while tossing a 2.37 ERA with nine saves on the mound.																			
YEAR	TEAM	W-L	ERA	G	GS	CG	SH	SV	IP	H	R	ER	HR	HB	BB	SO	WP	BK	BAA
2012	GCL Twins	2-1	0.60	9	0	0	0	1	15.0	12	4	1	0	0	1	13	0	0	.214
	Elizabethton	3-1	3.45	9	0	0	0	0	15.2	15	8	6	1	1	1	15	0	0	.242
2013	Cedar Rapids	0-0	6.23	7	0	0	0	2	8.2	12	6	6	0	0	3	10	2	0	.333
2014	Cedar Rapids	4-4	2.79	25	0	0	0	0	48.1	47	16	15	1	1	11	62	4	0	.254
Minor League Totals		9-6	2.88	50	0	0	0	3	87.2	86	34	28	2	2	16	100	6	0	.254

MEJIA, ADERLING AUGUSTO

INFIELDER

HEIGHT: 5-11		BATS: S		BORN: 5/12/1992 in Santo Domingo, DR															
WEIGHT: 175		THROWS: R		RESIDES: Santo Domingo, DR															
SIGNED BY: Fred Guerrero		SCHOOL: - -																	
HOW OBTAINED: Signed as an undrafted free agent, February 24, 2010.																			
2014: Began the season with Single-A Ft. Myers...placed on 7-day disabled list June 29; reinstated July 8...was second on the team with 23 stolen bases...2013: Spent entire season with Ft. Myers...had fourth highest average among all Miracle...led team in starts at shortstop...2012: Began season with the GCL Twins...transferred to Single-A Ft. Myers August 26...named a Gulf Coast League All-Star.																			
YEAR	TEAM	AVG	G	AB	R	H	2B	3B	HR	RBI	SH	SF	HB	BB	SO	SB	CS	E	OBP
2010	DSL Twins	.224	42	125	11	28	2	0	0	10	2	1	3	15	26	8	7	16	.319
2011	GCL Twins	.210	38	119	14	25	1	0	0	11	2	1	0	14	11	2	6	11	.291
2012	GCL Twins	.324	48	170	27	55	13	0	1	20	3	4	1	14	13	11	7	6	.370
	Ft. Myers	.111	5	9	4	1	0	0	0	0	0	0	0	2	2	0	0	0	.273
2013	Ft. Myers	.308	75	292	41	90	10	1	0	28	5	5	0	26	30	14	10	6	.359
2014	New Britain	.275	15	51	6	14	1	0	0	4	2	0	0	6	9	2	1	7	.351
	Ft. Myers	.273	95	348	48	95	14	0	1	40	5	5	3	48	43	23	6	10	.361
Minor League Totals		.276	318	1114	151	308	41	1	2	113	19	16	7	125	134	60	37	56	.349

MELDTAKIS, MASON EMMANUEL

PITCHER

<b>HEIGHT:</b> 6-2	<b>BATS:</b> R	<b>BORN:</b> 6/28/1991 in Bloomington, IN
<b>WEIGHT:</b> 211	<b>THROWS:</b> L	<b>RESIDES:</b> Colleyville, TX
<b>SIGNED BY:</b> Greg Runser	<b>SCHOOL:</b> Northwestern State University (LA)	
<b>HOW OBTAINED:</b> Twins 2nd round pick in the 2012 First-Year Player Draft.		
<b>2014:</b> Began the season with Single-A Ft. Myers...transferred to Double-A New Britain August 3...placed on the 7-day disabled list for two different stints, including finishing the season on the DL...was used primarily in relief after starting 18 games in 2013... <b>2013:</b> Spent entire season with Single-A Cedar Rapids as one of the primary starters...11 wins were most among all Kernels, tied second in the Midwest League and tied second in the Twins minor league system...finished with the seventh best ERA in the Twins minor league system...ranked the 18th best prospect in the Twins system by <i>Baseball America</i> entering 2014... <b>2012:</b> Ranked No. 17 among Twins prospects by MLB.com entering the 2013 season... <b>PERSONAL:</b> Second-highest selection in the Draft in the history of Northwestern State (Brandon Emanuel, 61st pick by the California Angels in 1998)...over his college career, appeared in 61 games, threw 127.1 innings, struck out 129 batters and gave up 43 walks...began 2011 as starter before moving to the bullpen...the following season, his final at NSU, started in the bullpen before moving to the rotation the last three weeks of the year.		

MINOR LEAGUES



YEAR	TEAM	W-L	ERA	G	GS	CG	SH	SV	IP	H	R	ER	HR	HB	BB	SO	WP	BK	BAA
2012	Elizabethton	1-1	1.35	7	0	0	0	0	6.2	2	2	1	0	0	2	10	0	0	.091
	Beloit	3-1	2.08	13	0	0	0	1	17.1	15	6	4	3	1	4	24	0	0	.221
2013	Cedar Rapids	11-4	3.16	24	18	0	0	1	111.0	106	50	39	6	5	39	84	12	0	.249
2014	Ft. Myers	3-1	3.45	25	2	0	0	1	47.0	50	20	18	3	3	24	45	4	0	.269
	New Britain	1-0	2.25	13	0	0	0	2	16.0	17	5	4	0	1	3	17	2	0	.274
Minor League Totals		19-7	3.00	82	20	0	0	5	198.0	190	83	66	12	10	72	180	18	0	.249

**MENESES, HEIKER ALBERT****INFIELDER**

SEE PAGE 89

**MICHAEL, LEVI BURT****SHORTSTOP**

HEIGHT: 5-10

BATS: S

BORN: 2/9/1991 in Winston-Salem, NC

WEIGHT: 182

THROWS: R

RESIDES: Ft. Myers, FL

SIGNED BY: Ricky Taylor

SCHOOL: University of North Carolina - Chapel Hill

HOW OBTAINED: Twins 1st round pick (30th overall) in the 2011 First-Year Player Draft.

2014: Began the season with Single-A Ft. Myers before being placed on the disabled list May 9...made rehab assignment with GCL Twins; reinstated July 24...transferred to Double-A New Britain August 12 and finished season with the Rock Cats...his .313 combined average was second highest in the Twins organization (Trey Vavra - .319)...**PERSONAL:** Hit .297 (66-for-222) with 14 doubles, three triples, five home runs and 48 RBI in 60 games for the Tar Heels in 2011...walked 47 times, struck out 41 times and was 15-for-16 in stolen base attempts...as a junior started all 60 games for the Tar Heels in 2010 and led the club in batting (.346) while scoring 76 runs, which ranked 12th in the nation...played in the Cape Cod League following the 2010 season and was named to the Eastern Division All-Star Team, while also earning *Baseball America* Top 30 Cape Cod Prospect honors...in 2009 was named to the Louisville Slugger Freshman All-American Team and was also named to the NCBWA Freshman All-American Second-Team...in 185 career games at North Carolina, he hit .309 (216-for-698) with 43 doubles, 11 triples, 27 home runs, 159 RBI, 117 walks, 182 runs scored and 40 steals...rated as the No. 1 prospect in North Carolina by Impact Baseball and the No. 63 prospect in the country by Perfect Game as a senior at North Davidson High School in Lexington, NC...was All-State selection as a junior, three-time all-conference pick and a North Carolina State Games participant and earned a silver medal...played basketball as a freshman.

YEAR	TEAM	AVG	G	AB	R	H	2B	3B	HR	RBI	SH	SF	HB	BB	SO	SB	CS	E	OBP
2012	Ft. Myers	.246	117	431	58	106	14	4	2	38	11	6	8	56	82	6	0	16	.339
2013	Ft. Myers	.229	94	315	40	72	15	4	4	28	3	6	2	49	67	21	2	17	.331
2014	GCL Twins	.308	5	13	1	4	1	0	0	2	0	2	0	2	0	0	1	2	.353
	Ft. Myers	.305	45	177	28	54	9	2	1	21	1	2	2	19	25	6	4	5	.375
	New Britain	.340	15	53	13	18	1	0	0	1	0	0	3	7	11	4	1	1	.444
Minor League Totals		.257	276	989	140	254	40	10	7	90	15	16	15	133	185	37	8	41	.349

**MILDREN, ETHAN WILLIAM****PITCHER**

HEIGHT: 6-4

BATS: R

BORN: 6/4/1991 in Pittsburgh, PA

WEIGHT: 228

THROWS: R

RESIDES: Hopwood, PA

SIGNED BY: Jay Weitzel

SCHOOL: University of Pittsburgh

HOW OBTAINED: Twins 12th round pick in the 2013 First-Year Player Draft.

2014: Began the season with Single-A Cedar Rapids...transferred to Single-A Ft. Myers July 7 and finished the season in the rotation with the Miracle...named Florida State League Pitcher of the Week September 2 after tossing a complete game shutout over 7.0 innings, allowing just three hits and striking out two...**PERSONAL:** Was named a First-Team All-Big East performer as a junior with Pitt in 2013...threw a team-best 114.2 innings and led the starting rotation with 10 wins, a 2.35 ERA and four complete games...in three seasons with the Panthers, went 20-13 with nine complete games, a 3.16 ERA and 193 strikeouts...ranks fourth in wins, seventh in strikeouts, 12th in complete games and 18th in ERA all-time at Pitt...had 88 strikeouts and only five walks in 54.0 innings pitched for Laurel Highlands High School in Hopwood, PA...had a 0.87 ERA his senior year and a career ERA under 2.00...led Laurel Highlands to four WPIAL Section 2-AAA Championships in baseball...named the 2010 MSA Sports Network Male Athlete of the Year...selected 2010 Tribune-Review Male Athlete of the Year and two-time Tribune-Review H.S. Baseball Player of the Year...broke Laurel Highlands records for most career wins (23), career strikeouts (284) and strikeouts in a season (88)...basketball standout tallied more than 1,000 points.

YEAR	TEAM	W-L	ERA	G	GS	CG	SH	SV	IP	H	R	ER	HR	HB	BB	SO	WP	BK	BAA
2013	Elizabethton	1-1	1.65	12	0	0	0	0	16.1	15	4	3	0	1	7	13	0	0	.254
2014	Cedar Rapids	3-5	4.03	14	13	0	0	0	73.2	78	35	33	6	5	16	54	3	1	.277
	Ft. Myers	3-3	5.47	10	10	1	1	0	52.2	62	34	32	6	6	18	29	3	0	.292
Minor League Totals		7-9	4.29	36	23	1	1	0	142.2	155	73	68	12	12	41	96	6	1	.280

**MINIER, GERMAN AMAURY (AMAURY)****INFIELDER**

HEIGHT: 6-2

BATS: S

BORN: 1/30/1996 in San Cristobal, DR

WEIGHT: 217

THROWS: R

RESIDES: Santo Domingo, DR

SIGNED BY: Fred Guerrero

SCHOOL: --

HOW OBTAINED: Signed as an undrafted free agent, July 2, 2012.

2014: Spent the entire season with the GCL Twins...his .292 average was the fifth best among Twins minor leaguers...led the GCL in home runs, was tied second in extra-base hits, and third in slugging percentage...also led the GCL Twins in RBI, doubles, runs and walks...named to the Gulf Coast League All-Star team...selected as a Rookie All-Star by *Baseball America*...named an MiLB.com organizational All-Star as a utility player...named the 26th best prospect in the Twins system by *Baseball America* entering 2015...2013: Began professional career with the GCL Twins where he led the team in home runs and was tied first in the GCL...ranked the 24th best prospect in the Twins system by *Baseball America* entering 2014.

YEAR	TEAM	AVG	G	AB	R	H	2B	3B	HR	RBI	SH	SF	HB	BB	SO	SB	CS	E	OBP
2013	GCL Twins	.214	31	112	10	24	5	2	6	17	0	1	0	6	29	1	1	6	.252
2014	GCL Twins	.292	53	171	25	50	11	2	8	33	0	1	4	29	52	2	2	3	.405
Minor League Totals		.261	84	283	35	74	16	4	14	50	0	2	4	35	81	3	3	9	.349



MOLINA, NELSON DOMIEL															SHORTSTOP				
-----------------------	--	--	--	--	--	--	--	--	--	--	--	--	--	--	-----------	--	--	--	--

HEIGHT: 6-3			BATS: L			BORN: 4/30/1995 in Arecibo, PR													
WEIGHT: 154			THROWS: R			RESIDES: Arecibo, PR													
SIGNED BY: Freddie Thon			SCHOOL: Antonio Lucchetti (PR) High School																
HOW OBTAINED: Twins 11th round pick in the 2013 First-Year Player Draft.																			
YEAR	TEAM	AVG	G	AB	R	H	2B	3B	HR	RBI	SH	SF	HB	BB	SO	SB	CS	E	OBP
2013	GCL Twins	.110	36	109	13	12	1	0	0	3	2	0	3	6	15	2	3	8	.178
2014	GCL Twins	.243	45	136	15	33	0	3	0	12	4	2	0	13	19	12	2	9	.305
Minor League Totals		.184	81	245	28	45	1	3	0	15	6	2	3	19	34	14	5	17	.249

MOLINA, ROBERT ALFONSO															CATCHER				
------------------------	--	--	--	--	--	--	--	--	--	--	--	--	--	--	---------	--	--	--	--

HEIGHT: 5-11			BATS: S			BORN: 9/16/1996 in Punta Cardon, Falcon, VZ													
WEIGHT: 175			THROWS: R			RESIDES: Punto Fijo, Falcon, VZ													
SIGNED BY: Jose Leon			SCHOOL: --																
HOW OBTAINED: Signed as an undrafted free agent, July 3, 2013.																			
YEAR	TEAM	AVG	G	AB	R	H	2B	3B	HR	RBI	SH	SF	HB	BB	SO	SB	CS	E	OBP
2014	DSL Twins	.206	43	141	14	29	7	2	0	11	0	0	2	20	25	3	2	6	.313
Minor League Totals		.206	43	141	14	29	7	2	0	11	0	0	2	20	25	3	2	6	.313

MONTANEZ, JOSUE															PITCHER				
-----------------	--	--	--	--	--	--	--	--	--	--	--	--	--	--	---------	--	--	--	--

HEIGHT: 6-1	BATS: L	BORN: 1/15/1992 in San Juan, PR
WEIGHT: 219	THROWS: L	RESIDES: Rio Piedras, PR
SIGNED BY: Hector Otero	SCHOOL: Miami Dade Community College South (FL)	
HOW OBTAINED: Twins 15th round pick in the 2011 First-Year Player Draft.		

2014: Began the season with Single-A Cedar Rapids making seven relief appearances before entering the rotation for six straight starts...transferred to Rookie Elizabethton June 19 and made 10 relief outings before being transferred back to Cedar Rapids July 25...placed on the 7-day disabled list with a rotator cuff strain August 16; reinstated August 24 and finished the season with the Kernels in relief...2013: Made 12 starts and 14 relief appearances for Cedar Rapids...went 6-4, 3.82 ERA (70.2 IP, 30 ER) as a starter and 1-1, 4.50 ERA (20.0 IP, 10 ER) in relief.

YEAR	TEAM	W-L	ERA	G	GS	CG	SH	SV	IP	H	R	ER	HR	HB	BB	SO	WP	BK	BAA
2011	GCL Twins	1-0	5.25	8	0	0	0	0	12.0	15	8	7	1	0	4	14	1	0	.300
2012	GCL Twins	2-0	0.36	8	4	0	0	0	25.0	13	5	1	0	0	8	30	1	0	.149
2013	Cedar Rapids	7-5	3.97	26	12	0	0	1	90.2	88	51	40	13	7	30	55	4	0	.258
2014	Elizabethton	2-2	3.60	10	0	0	0	0	15.0	17	8	6	0	0	4	21	4	0	.266
	Cedar Rapids	2-4	6.67	24	6	0	0	0	56.2	63	50	42	2	4	27	58	1	3	.275
Minor League Totals		14-11	4.33	76	22	0	0	1	199.1	196	122	96	16	11	73	178	11	3	.254

MONTESINO, ARIEL															INFIELDER				
------------------	--	--	--	--	--	--	--	--	--	--	--	--	--	--	-----------	--	--	--	--

HEIGHT: 5-10	BATS: S	BORN: 9/21/1995 in Mao, DR
WEIGHT: 160	THROWS: R	RESIDES: Mao, DR
SIGNED BY: Fred Guerrero	SCHOOL: - -	
HOW OBTAINED: Signed as an undrafted free agent, May 8, 2013.		

YEAR	TEAM	AVG	G	AB	R	H	2B	3B	HR	RBI	SH	SF	HB	BB	SO	SB	CS	E	OBP
2013	DSL Twins	.270	23	74	10	20	2	3	1	11	1	0	3	12	19	8	2	3	.393
2014	GCL Twins	.165	43	109	15	18	4	1	0	10	1	1	0	10	24	10	3	5	.233
Minor League Totals		.208	66	183	25	38	6	4	1	21	2	1	3	22	43	18	5	8	.301

MOREL, EMMANUEL DE JESUS															SHORTSTOP				
--------------------------	--	--	--	--	--	--	--	--	--	--	--	--	--	--	-----------	--	--	--	--

HEIGHT: 5-10	BATS: S	BORN: 5/4/1997 in Santo Domingo Centro, DR
WEIGHT: 150	THROWS: R	RESIDES: Santo Domingo Norte, DR
SIGNED BY: Fred Guerrero	SCHOOL: - -	
HOW OBTAINED: Signed as an undrafted free agent, July 8, 2013.		

YEAR	TEAM	AVG	G	AB	R	H	2B	3B	HR	RBI	SH	SF	HB	BB	SO	SB	CS	E	OBP
2014	DSL Twins	.240	55	171	34	41	2	3	1	29	6	3	6	19	39	7	2	0	.332
Minor League Totals		.240	55	171	34	41	2	3	1	29	6	3	6	19	39	7	2	0	.332

MUNOZ, GORGE LUIS															SHORTSTOP				
-------------------	--	--	--	--	--	--	--	--	--	--	--	--	--	--	-----------	--	--	--	--

HEIGHT: 6-1	BATS: R	BORN: 6/21/1996 in Bani, DR
WEIGHT: 180	THROWS: R	RESIDES: Bani, DR
SIGNED BY: Luis Lajara	SCHOOL: - -	
HOW OBTAINED: Signed as an undrafted free agent, April 12, 2014		

YEAR	TEAM	AVG	G	AB	R	H	2B	3B	HR	RBI	SH	SF	HB	BB	SO	SB	CS	E	OBP
2014	DID NOT PLAY - RESTRICTED LIST																		

MUREN, ALEXANDER RICHARD [ALEX]															PITCHER				
---------------------------------	--	--	--	--	--	--	--	--	--	--	--	--	--	--	---------	--	--	--	--

HEIGHT: 6-3	BATS: R	BORN: 11/6/1991 in Poway, CA
WEIGHT: 201	THROWS: R	RESIDES: Las Vegas, NV
SIGNED BY: Taylor Cameron	SCHOOL: California State - Northridge	
HOW OBTAINED: Twins 12th round pick in the 2012 First-Year Player Draft.		



MUREN continued...

**2014:** Began the season with Single-A Cedar Rapids...made 29 relief appearances, 24 of which were at least 2.0 innings...transferred to Single-A Ft. Myers July 22...placed on the 7-day disabled list September 9 and finished the season on the DL. **2013:** Spent entire season with Cedar Rapids...led team in appearances and innings pitched among relievers...**PERSONAL:** Made 14 appearances, all starts, with a 5-8 record and a 5.03 ERA as a junior at Northridge...tossed the most innings (91.2) among Northridge pitchers...pitched two complete games that season...earned four letters as a member of the Ramona High School baseball team as an outfielder and a pitcher from 2006-09...was a quarterback, punter and kicker during his two years on the football team...earned a spot in Rivals.com top 100 high school baseball prospects (#79) during the 2009 season...was named Most Valuable Player by his football teammates in 2007 and earned numerous baseball honors including All-League from 2007-09, Most Valuable Player in 09, All-American recognition in 09, and was named to the All-CIF North County team in 08 and 09...his football team were league champions in 06, and was a member of two league championship-winning baseball squads in 06 and 08...steals a school-record 53 total bases in four seasons and finished his senior season batting .516.

YEAR	TEAM	W-L	ERA	G	GS	CG	SH	SV	IP	H	R	ER	HR	HB	BB	SO	WP	BK	BAA
2012	GCL Twins	3-2	1.46	15	0	0	0	4	24.2	12	5	4	0	0	9	12	0	0	.143
2013	Cedar Rapids	6-1	2.85	33	0	0	0	2	60.0	50	24	19	3	0	18	36	4	0	.223
2014	Cedar Rapids	3-1	2.89	29	0	0	0	1	56.0	47	19	18	2	2	8	44	2	0	.232
	Ft. Myers	1-1	2.41	13	0	0	0	0	18.2	18	6	5	1	1	4	11	2	0	.250
<b>Minor League Totals</b>		<b>13-5</b>	<b>2.60</b>	<b>90</b>	<b>0</b>	<b>0</b>	<b>0</b>	<b>7</b>	<b>159.1</b>	<b>127</b>	<b>54</b>	<b>46</b>	<b>6</b>	<b>3</b>	<b>39</b>	<b>103</b>	<b>8</b>	<b>0</b>	<b>.218</b>

## MURPHY, MAX MICHAEL

## OUTFIELDER

HEIGHT: 5-11

WEIGHT: 196

SIGNED BY: Jeff Pohl

HOW OBTAINED: Twins 9th round pick in the 2014 First-Year Player Draft.

BATS: R

THROWS: R

SCHOOL: Bradley University

BORN: 11/17/1992 in Robbinsdale, MN

RESIDES: Robbinsdale, MN

**2014:** Began his first professional season with Rookie Elizabethton...named the Appalachian League Player of the Week July 14 after hitting .500 (12-for-24) with two home runs, three doubles, eight RBI and nine runs scored in seven games...was also named the Appy League Player of the Month for July...transferred to Single-A Cedar Rapids July 28 and finished the season with the Kernels...hit homers in back-to-back games three times on the season (June 28-29; July 6-7; August 13-14)...led the entire Twins organization with a .556 slugging percentage and .958 OPS...his .309 combined average was the fourth highest in the entire Twins organization and 14 home runs were 10th most...played all three outfield positions on the season...was named an Appalachian League All-Star as well as the league Player of the Year...selected to the Rookie All-Star team by *Baseball America*...named an MiLB.com Organizational All-Star...**PERSONAL:** Hit .314 (61-for-194) with 15 doubles, two triples, 12 home runs, 42 RBI, 23 walks and 10 stolen bases in 51 games for Bradley University in 2014...was named a Second-Team All-Missouri Valley Conference outfielder and one of the league's three All-Defense outfielders as a junior in 2014...named Louisville Slugger and NCAA National Player of the Week after hitting three home runs in one game March 1 vs. Dayton...hit .293 (169-for-577) with 37 doubles, six triples, 27 home runs, 114 RBI, 113 runs, 56 walks and 21 stolen bases in 154 games in three seasons with the Braves...was a three-sport athlete at Robbinsdale Cooper (MN) High School where he also played soccer and football.

YEAR	TEAM	AVG	G	AB	R	H	2B	3B	HR	RBI	SH	SF	HB	BB	SO	SB	CS	E	OBP
2014	Elizabethton	.378	35	119	34	45	7	2	10	26	0	4	6	22	34	4	0	1	.483
	Cedar Rapids	.242	32	124	15	30	7	0	4	15	0	0	5	8	40	1	1	1	.314
<b>Minor League Totals</b>		<b>.309</b>	<b>67</b>	<b>243</b>	<b>49</b>	<b>75</b>	<b>14</b>	<b>2</b>	<b>14</b>	<b>41</b>	<b>0</b>	<b>4</b>	<b>11</b>	<b>30</b>	<b>74</b>	<b>5</b>	<b>1</b>	<b>2</b>	<b>.403</b>

## NAVARRETO, BRIAN EDUARDO

## CATCHER

HEIGHT: 6-2

WEIGHT: 204

SIGNED BY: Brent Shelton

HOW OBTAINED: Twins 6th round pick in the 2013 First-Year Player Draft.

BATS: R

THROWS: R

SCHOOL: Arlington Country (FL) Day School

BORN: 12/29/1994 in Bayamon, PR

RESIDES: Jacksonville, FL

**2014:** Spent the entire season with Rookie Elizabethton...**2013:** Began his professional career with the GCL Twins...led the Twins in doubles.

YEAR	TEAM	AVG	G	AB	R	H	2B	3B	HR	RBI	SH	SF	HB	BB	SO	SB	CS	E	OBP
2013	GCL Twins	.226	42	137	15	31	10	0	3	16	1	1	4	15	35	3	1	3	.318
2014	Elizabethton	.194	31	108	16	21	8	1	3	15	0	1	0	7	33	0	0	0	.241
<b>Minor League Totals</b>		<b>.212</b>	<b>73</b>	<b>245</b>	<b>31</b>	<b>52</b>	<b>18</b>	<b>1</b>	<b>6</b>	<b>31</b>	<b>1</b>	<b>2</b>	<b>4</b>	<b>22</b>	<b>68</b>	<b>3</b>	<b>1</b>	<b>3</b>	<b>.286</b>

## NORDBERG, MILES ALLEN

## PITCHER

HEIGHT: 6-2

WEIGHT: 190

SIGNED BY: Jack Powell

HOW OBTAINED: Twins 23rd round pick in the 2014 First-Year Player Draft.

BATS: R

THROWS: R

SCHOOL: Birmingham Southern College

BORN: 6/12/1992 in Birmingham, AL

RESIDES: Gadsden, AL

**2014:** Spent his first professional season with GCL Twins...started career with an 8.1 scoreless inning streak, covering four appearances...44.1 innings were the most on the team among primary relievers...**PERSONAL:** Went 8-2, 1.37 ERA in 14 outings (11 starts) for Birmingham Southern College during the 2014 season...in 78.2 innings he allowed 53 hits, walked 11 and struck out 62...was a member of the D3baseball.com All-America Team, made the American Baseball Coaches Association/Rawlings All-American Second-Team and earned a spot on the Capital One Academic All-American Team...was named Birmingham-Southern's Man of the Year and the Southern Athletic Association Pitcher of the Year in 2013.

YEAR	TEAM	W-L	ERA	G	GS	CG	SH	SV	IP	H	R	ER	HR	HB	BB	SO	WP	BK	BAA
2014	GCL Twins	1-3	2.23	16	1	0	0	3	44.1	48	17	11	0	1	8	20	0	0	.277
<b>Minor League Totals</b>		<b>1-3</b>	<b>2.23</b>	<b>16</b>	<b>1</b>	<b>0</b>	<b>0</b>	<b>3</b>	<b>44.1</b>	<b>48</b>	<b>17</b>	<b>11</b>	<b>0</b>	<b>1</b>	<b>8</b>	<b>20</b>	<b>0</b>	<b>0</b>	<b>.277</b>

## OJEDA, GABRIEL DAVID

## CATCHER

HEIGHT: 6-0

WEIGHT: 195

SIGNED BY: Freddie Thon

HOW OBTAINED: Twins 27th round pick in the 2013 First-Year Player Draft.

BATS: R

THROWS: R

SCHOOL: Colegio Hector Urdaneta (PR)

BORN: 8/1/1995 in Humacao, PR

RESIDES: Humacao, PR

YEAR	TEAM	AVG	G	AB	R	H	2B	3B	HR	RBI	SH	SF	HB	BB	SO	SB	CS	E	OBP
2014	GCL Twins	.169	25	71	4	12	2	0	0	8	0	0	1	8	18	2	1	1	.263
<b>Minor League Totals</b>		<b>.169</b>	<b>25</b>	<b>71</b>	<b>4</b>	<b>12</b>	<b>2</b>	<b>0</b>	<b>0</b>	<b>8</b>	<b>0</b>	<b>0</b>	<b>1</b>	<b>8</b>	<b>18</b>	<b>2</b>	<b>1</b>	<b>1</b>	<b>.263</b>



SEE PAGE 103

## ORTIZ, DANIEL [DANNY]

OUTFIELDER

SEE PAGE 104

## PALACIOS, JERMAINE MANUEL

SHORTSTOP

HEIGHT: 6-0

WEIGHT: 145

SIGNED BY: Jose Leon

HOW OBTAINED: Signed as an undrafted free agent, September 6, 2013.

BATS: S

THROWS: R

SCHOOL: --

BORN: 7/19/1996 in Barquisimeto, VZ

RESIDES: Barquisimeto, VZ

YEAR	TEAM	AVG	G	AB	R	H	2B	3B	HR	RBI	SH	SF	HB	BB	SO	SB	CS	E	OBP
2014	DSL Twins	.270	49	178	40	48	11	6	0	29	2	3	7	35	37	14	3	11	.404
Minor League Totals		.270	49	178	40	48	11	6	0	29	2	3	7	35	37	14	3	11	.404

## PARRA, JORGE DANIEL

OUTFIELDER

HEIGHT: 6-0

WEIGHT: 176

SIGNED BY: Jose Leon

HOW OBTAINED: Signed as an undrafted free agent, September 17, 2012.

BATS: L

THROWS: L

SCHOOL: --

BORN: 6/14/1995 in Caracas, Distrito Capital, VZ

RESIDES: Caracas, Distrito Capital, VZ

YEAR	TEAM	AVG	G	AB	R	H	2B	3B	HR	RBI	SH	SF	HB	BB	SO	SB	CS	E	OBP
2013	DSL Twins	.195	45	159	19	31	5	1	0	15	1	2	2	15	44	7	4	3	.270
2014	DSL Twins	.260	52	177	31	46	9	3	0	19	4	3	5	23	41	2	1	4	.356
Minor League Totals		.229	97	336	50	77	14	4	0	34	5	5	7	38	85	9	5	7	.316

## PAULINO, CARLOS ANGENIS

CATCHER

HEIGHT: 6-0

WEIGHT: 175

ORIGINALLY SIGNED BY: Florida as an undrafted free agent, October 5, 2007.

HOW OBTAINED: Signed as a minor league free agent, December 13, 2014.

BATS: R

THROWS: R

SCHOOL: --

BORN: 9/24/1989 in Puerto Plata, DR

RESIDES: Puerto Plata, DR

SCHOOL: --

2014: Was a spring training invite for the Pirates and began the season with Triple-A Indianapolis...placed on the 7-day disabled list April 30 and would be reinstated June 30 after multiple rehab assignments...declared a minor league free agent in November and signed with Minnesota December 13. 2013: Attended spring training as a non-roster invitee with Pittsburgh...hit .222 (74-for-334) with nine doubles, four triples and 40 RBI in 102 combined games between Double-A Altoona and Triple-A Indianapolis...threw out 36.4 percent (40-for-110) of the runners attempting to steal against him while playing for Altoona and ranked second among Eastern League backstops in caught stealings...was Altoona's Opening Day starter behind the plate...was hitting .154 following the action on May 9 before hitting safely in a season-high seven straight games from May 11-18...collected a career-high four RBI on May 24...recorded second four-RBI game while also collecting three hits on July 4...was behind the plate for the second-ever no-hitter in team history on July 25 at New Hampshire...delivered a pinch-hit walk-off single in the 13th inning on August 1 vs. Binghamton...was promoted to Indianapolis on August 28...went 3-for-5 with an RBI in Triple-A debut on August 29 at Toledo...played winter ball in the Dominican Republic and hit .206 (14-for-68) with three RBI in 26 games with Gigantes del Cibao...CAREER HIGHLIGHTS: Made 353 of his 358 defensive appearances behind the plate...made lone appearance at second base on August 1, 2008 while playing with the Gulf Coast League Marlins...also made four appearances in leftfield while playing with High-A Bradenton in 2011 (last on September 4, 2011)...hit first career home run in his 60th professional game on September 4, 2009 while playing for the Jamestown Jammers...hit safely in 13 straight games for the Jammers in 2009; tied for the third-longest streak of the season in the New York-Penn League...threw out 33 runners attempting to steal against him in 2010...was acquired by the Pirates organization on March 30, 2011 in exchange for minor league infielder Jim Negyreh.

PERSONAL: Was originally signed by the Marlins as a non-drafted free agent on October 5, 2007...can speak four languages (Spanish, English, French and German).

YEAR	TEAM	AVG	G	AB	R	H	2B	3B	HR	RBI	SH	SF	HB	BB	SO	SB	CS	E	OBP
2008	GCL Marlins	.152	17	46	5	7	3	1	0	2	0	0	2	1	3	1	0	2	.204
2009	GCL Marlins	.333	3	9	1	3	0	0	0	3	0	0	0	0	1	0	0	1	.333
	Jamestown	.291	42	141	13	41	11	1	1	14	0	1	0	11	27	2	1	3	.340
2010	Jupiter	.125	3	8	1	1	1	0	0	1	0	0	0	0	1	0	0	2	.125
	Greensboro	.184	64	201	17	37	10	0	0	10	6	1	2	6	49	0	0	9	.214
2011	Bradenton	.299	82	271	44	81	18	4	4	40	2	4	6	18	33	0	2	5	.351
2012	Bradenton	.251	84	303	35	76	18	3	4	35	4	1	10	17	43	2	1	8	.311
2013	Altoona	.220	99	323	23	71	9	4	0	38	2	3	5	28	48	5	1	7	.290
	Indianapolis	.273	3	11	1	3	0	0	0	2	0	0	0	1	1	0	0	0	.333
2014	Indianapolis	.207	10	29	4	6	0	0	0	2	1	1	0	1	9	0	0	1	.226
	GCL Pirates	.333	4	12	3	4	1	1	1	3	0	0	1	0	0	0	0	2	.385
	Altoona	.296	22	71	5	21	4	0	1	13	2	2	0	3	19	0	1	1	.316
Minor League Totals		.246	433	1425	152	351	75	14	11	163	17	13	26	86	234	10	6	41	.299

## PEARCE, CALLAN LEE

PITCHER

HEIGHT: 6-3

WEIGHT: 190

SIGNED BY: Glenn Godwin

HOW OBTAINED: Signed as an undrafted free agent, July 2, 2013.

BATS: R

THROWS: R

SCHOOL: --

BORN: 8/1/1995 in Durban, South Africa

RESIDES: Durban, South Africa

YEAR	TEAM	W-L	ERA	G	GS	CG	SH	SV	IP	H	R	ER	HR	HB	BB	SO	WP	BK	BAA
2014	GCL Twins	1-2	6.04	18	0	0	0	0	25.1	26	17	17	2	4	13	23	3	0	.268
Minor League Totals		1-2	6.04	18	0	0	0	0	25.1	26	17	17	2	4	13	23	3	0	.268



**PEAVEY, GREGORY S. [GREG]****PITCHER****HEIGHT:** 6-1**BATS:** R**BORN:** 7/11/1988 in Vancouver, WA**WEIGHT:** 205**THROWS:** R**RESIDES:** Ridgefield, WA**DRAFTED BY:** New York Mets in the sixth round of the 2010 First-Year Player Draft.**SCHOOL:** Oregon State University**HOW OBTAINED:** Selected in the minor league phase of the Rule 5 Draft, December 11, 2014.

**2014:** Made 24 starts between Triple-A Las Vegas and Double-A Binghamton in the Mets organization...tossed first career complete game shutout in his fifth start May 7...following that outing was named Eastern League Pitcher of the Week...selected in the minor league phase of the Rule 5 Draft December 11...**2012:** Named Eastern League Pitcher of the Week April 16...**2011:** Was named a Southern Atlantic League All-Star...**PERSONAL:** Finished 6-3, 3.64 ERA with 72 strikeouts in 99 innings in his final season at Oregon State, one of his wins coming against Florida Atlantic in the first round of the NCAA regionals...was originally selected by the Yankees in the 24th round of the 2007 Draft following his senior season in high school, but did not sign and accepted a scholarship from Oregon State...also selected in the 32nd round of the 2009 Draft by Houston...was part of a Hazel Dell Little League team that went to the Little League World Series...in 2001 and 02 played for Hazel Dell Metro teams that won Babe Ruth World Series championships...as a senior at Hudson's Bay High School he was selected the Washington Class 3A baseball Player of the Year...at that time he was considered by some scouts to be the top professional baseball prospect among high school players in the state of Washington.

YEAR	TEAM	W-L	ERA	G	GS	CG	SH	SV	IP	H	R	ER	HR	HB	BB	SO	WP	BK	BAA
2011	Savannah	6-2	3.12	14	14	0	0	0	78.0	75	31	27	3	7	11	69	3	0	.256
	St. Lucie	5-4	3.97	13	10	1	0	0	59.0	66	31	26	1	5	15	39	4	1	.289
2012	Binghamton	8-8	5.06	25	25	2	0	0	144.0	169	91	81	18	5	37	84	9	0	.296
2013	Binghamton	2-2	3.00	6	5	0	0	0	33.0	27	13	11	1	4	10	24	2	0	.229
	Las Vegas	4-3	5.74	39	1	0	0	0	62.2	67	42	40	7	2	28	41	1	0	.273
2014	Las Vegas	1-5	11.62	6	6	0	0	0	28.2	49	37	37	7	1	17	24	3	0	.377
	Binghamton	11-3	2.90	18	18	1	1	0	115.0	93	39	37	7	6	26	99	5	0	.221
<b>Minor League Totals</b>		<b>37-27</b>	<b>4.48</b>	<b>121</b>	<b>79</b>	<b>4</b>	<b>1</b>	<b>0</b>	<b>520.1</b>	<b>546</b>	<b>284</b>	<b>259</b>	<b>44</b>	<b>30</b>	<b>144</b>	<b>380</b>	<b>27</b>	<b>1</b>	<b>.272</b>

**PEREZ, RANDOLPH DARINEL****PITCHER****HEIGHT:** 6-0**BATS:** R**BORN:** 4/23/1994 in Neyba, DR**WEIGHT:** 175**THROWS:** R**RESIDES:** Neyba, DR**SIGNED BY:** Fred Guerrero**SCHOOL:** --**HOW OBTAINED:** Signed as an undrafted free agent, May 10, 2013.

**2014:** Spent his second consecutive season with the DSL Twins, appearing in 16 games (3 starts)...1.32 ERA led the club and 0.94 WHIP was second.

YEAR	TEAM	W-L	ERA	G	GS	CG	SH	SV	IP	H	R	ER	HR	HB	BB	SO	WP	BK	BAA
2013	DSL Twins	0-0	6.23	9	0	0	0	1	8.2	10	8	6	0	3	5	9	1	0	.278
2014	DSL Twins	3-0	1.32	16	3	0	0	2	47.2	26	12	7	0	3	19	37	6	0	.162
<b>Minor League Totals</b>		<b>3-0</b>	<b>2.08</b>	<b>25</b>	<b>3</b>	<b>0</b>	<b>0</b>	<b>3</b>	<b>56.1</b>	<b>36</b>	<b>20</b>	<b>13</b>	<b>0</b>	<b>6</b>	<b>24</b>	<b>46</b>	<b>7</b>	<b>0</b>	<b>.184</b>

**PEREZ, SEBASTIAN****PITCHER****HEIGHT:** 6-1**BATS:** R**BORN:** 5/17/1995 in Neyba, DR**WEIGHT:** 220**THROWS:** R**RESIDES:** Neyba, DR**SIGNED BY:** Fred Guerrero**SCHOOL:** --**HOW OBTAINED:** Signed as an undrafted free agent, October 28, 2011.

YEAR	TEAM	W-L	ERA	G	GS	CG	SH	SV	IP	H	R	ER	HR	HB	BB	SO	WP	BK	BAA
2012	DSL Twins	1-1	5.64	14	0	0	0	0	22.1	25	21	14	1	4	12	7	1	0	.294
2013	DSL Twins	2-2	4.64	20	0	0	0	3	33.0	33	28	17	1	6	16	18	8	1	.258
2014	DID NOT PLAY - INJURED																		
<b>Minor League Totals</b>		<b>3-3</b>	<b>5.04</b>	<b>34</b>	<b>0</b>	<b>0</b>	<b>0</b>	<b>3</b>	<b>55.1</b>	<b>58</b>	<b>49</b>	<b>31</b>	<b>2</b>	<b>10</b>	<b>28</b>	<b>25</b>	<b>9</b>	<b>1</b>	<b>.272</b>

**PETERSON, BRANDON SCOTT****PITCHER****HEIGHT:** 6-1**BATS:** R**BORN:** 9/23/1991 in Savage, MN**WEIGHT:** 196**THROWS:** R**RESIDES:** Savage, MN**SIGNED BY:** JR DiMercurio**SCHOOL:** Wichita State University**HOW OBTAINED:** Twins 13th round pick in the 2013 First-Year Player Draft.

**2014:** Began the season with Single-A Ft. Myers and made nine relief appearances, allowing just one earned run in 12.2 innings...transferred to Single-A Ft. Myers May 5 and spent the rest of the year with the Miracle...allowed just seven earned runs in relief for the Miracle, the other two coming in his only career start...**2013:** Spent first professional season with Rookie Elizabethton...led Appalachian League with a 13.17 strikeouts-per-9.0 innings pitched and was fourth with a 10.21 baserunners-per-9.0 inning ratio...**PERSONAL:** Transferred to Wichita State and played his junior season for the Shockers...played for Des Moines Area Community College as a sophomore and went 6-4, 4.94 ERA with three saves...pitched 51.0 innings with 22 walks and 55 strikeouts...as a freshman at Des Moines CC went 6-1, 3.50 ERA with six saves...pitched 36.0 innings with 13 walks and 49 strikeouts...finished as the ICCAC champions and made appearance in the World Series...attended Burnsville High School...earned all-state honors and was named to the State All-Tournament team...member of second place team at state tournament during senior season.

YEAR	TEAM	W-L	ERA	G	GS	CG	SH	SV	IP	H	R	ER	HR	HB	BB	SO	WP	BK	BAA
2013	Elizabethton	0-2	2.96	19	0	0	0	5	27.1	22	9	9	3	0	9	40	2	0	.224
2014	Cedar Rapids	1-0	0.71	9	0	0	0	3	12.2	9	1	1	0	0	2	19	1	0	.196
	Ft. Myers	1-1	1.80	31	1	0	0	1	45.0	28	10	9	0	0	17	65	5	0	.177
<b>Minor League Totals</b>		<b>2-3</b>	<b>2.01</b>	<b>59</b>	<b>1</b>	<b>0</b>	<b>0</b>	<b>9</b>	<b>85.0</b>	<b>59</b>	<b>20</b>	<b>19</b>	<b>3</b>	<b>0</b>	<b>28</b>	<b>124</b>	<b>8</b>	<b>0</b>	<b>.195</b>

**PETERSON, BROCK ALAN****INFIELDER****HEIGHT:** 6-3**BATS:** R**BORN:** 11/20/1983 in Centralia, WA**WEIGHT:** 232**THROWS:** R**RESIDES:** Chehalis, WA**ORIGINALLY SIGNED BY:** Twins in the 49th round of the 2002 First-Year Player Draft.**SCHOOL:** W.F. West HS (WA)**HOW OBTAINED:** Signed as a minor league free agent, December 22, 2014.



PETERSON continued...

2014: Was a spring training invite with Washington and started the season with Triple-A Syracuse...traded to the Los Angeles Dodgers July 1 and reported to Triple-A Albuquerque...placed on the 7-day disabled list with a fractured right thumb August 23 and finished the season there. **2013:** Talled 56 extra-base hits (30 doubles, career-high 25 home runs) for Triple-A Memphis and earned first taste of the big leagues...led the Pacific Coast League with 25 home runs, home run ratio (HR every 18.2 at-bats) and a .531 slugging percentage...also ranked among PCL leaders in OPS (2nd, .895), total bases (2nd, 242), games (2nd, 136), extra-base hits (3rd), walks (tied 3rd, 77), RBI (tied 4th, 86) and doubles (7th, 30)...had contract selected by the Cardinals July 20 as Matt Holliday was placed on the DL...debuted that night against San Diego and posted first big league RBI via groundout...posted first MLB hit, a single off Jake Diekman, July 24 vs. Philadelphia. **2012:** Hit 21 home runs in 94 games with Bridgeport of the independent Atlantic League before signing with the Cardinals organization as a minor league free agent August 14...ranked among Atlantic League leaders in slugging percentage (6th, .563), OPS (6th, .939) and home runs (tied 7th, 21)...**2011:** Posted 31 extra-base hits, including 11 home runs, in 71 games for independent Bridgeport. **2010:** Legged out 21 doubles and hit 19 home runs in 8th and final season in the Twins organization...following the season, played for Este in the Dominican Winter League and represented the DWL in the prestigious Caribbean Series...spent spring training in big league camp with the Twins...**2009:** Returned to Triple-A and batted team-high .304 in 99 International League contests for Rochester...entered September hitting .288, but went 13-for-28 (.464) in season's final 8 games to hit .300 for the first time as a professional...experienced first big league spring training with the Twins...**2008:** Combined on 51 extra-base hits (career-high 33 doubles, 2 triples, 16 home runs) while playing for both New Britain (109 games) and Rochester (11)...ranked sixth in the Eastern League with 32 doubles...**2007:** Paced New Britain of the Double-A Eastern League with 15 home runs, 44 walks and a .382 on-base percentage...spent two weeks on DL July 24-August 7, with a torn right labrum...homered in 3 consecutive games from August 14-16...tallied five RBI on September 2 vs. Portland. **2006:** In repeat season with Single-A Ft. Myers hit a team-leading 21 home runs, which tied for league and organizational lead...hit .349 with 18 runs scored, eight doubles, seven home runs and 25 RBI and was named Twins minor league Player of the Month for August...homered in three straight games, August 10-12...**2005:** Legged out 22 doubles in first two consecutive seasons spent playing with Ft. Myers...hit .316 (30-for-95) in July...went 3-for-6 with two home runs and four RBI, August 19 vs. Lakeland...**2004:** Midwest League All-Star...took a career-high 56 walks...led Quad Cities of the Single-A Midwest league in runs scored (66), hits (115) and RBI (65)...in a June 7 twinbill at Wisconsin, posted three RBI in each game (6 total)...**2003:** In successful pro debut with Elizabethton, posted a .404 on-base percentage and led the Rookie Level Appalachian League with 53 runs scored and ranked fourth with nine home runs...hit .488 with four homers and nine RBI during 12-game hitting streak, July 10-22...**PERSONAL:** 2002 graduate of W.F. West (WA) High School...played baseball, football and basketball as a prep in Centralia, WA.

YEAR	TEAM	AVG	G	AB	R	H	2B	3B	HR	RBI	SH	SF	HB	BB	SO	SB	CS	E	OBP
2003	Elizabethton	.290	61	207	53	60	9	1	9	31	0	2	9	32	48	5	1	24	.404
2004	Quad Cities	.253	124	454	66	115	21	0	7	65	1	4	7	56	104	5	4	7	.342
2005	Ft. Myers	.250	119	424	49	106	22	3	12	60	0	6	9	46	102	1	2	10	.332
2006	Ft. Myers	.291	121	447	65	130	21	4	21	75	0	5	8	40	93	6	6	8	.356
2007	New Britain	.285	112	389	67	111	21	4	15	64	2	2	18	44	90	1	0	6	.382
2008	New Britain	.264	109	421	63	111	32	2	14	67	1	3	2	41	102	1	1	10	.330
	Rochester	.175	11	40	5	7	1	0	2	6	0	0	0	4	17	0	0	1	.250
2009	Rochester	.304	99	316	47	96	18	2	10	43	0	2	4	34	77	0	0	4	.376
2010	Rochester	.245	128	437	63	107	21	3	19	57	1	4	9	51	131	0	2	11	.333
2011	Bridgeport	.272	71	235	41	64	18	2	11	31	0	0	1	25	55	1	1	0	.345
2012	Bridgeport	.293	94	341	62	100	21	4	21	68	1	5	3	45	65	2	3	4	.376
	Memphis	.250	21	72	10	18	3	1	5	16	0	0	0	8	17	0	1	0	.325
2013	Memphis	.296	122	456	69	135	30	1	25	86	0	2	6	44	114	1	1	8	.364
	St. Louis	.077	23	26	0	2	0	0	0	0	2	0	0	2	11	0	0	0	.143
2014	Syracuse	.250	72	264	37	66	11	1	6	31	0	3	5	29	76	0	0	1	.332
	Albuquerque	.387	45	155	32	60	15	1	9	36	0	0	2	18	30	1	0	2	.457
Minor League Totals		.275	1144	4082	626	1122	225	23	154	637	5	33	79	447	1001	21	18	92	.355
Independent League Totals		.285	165	576	103	164	39	6	32	99	1	5	4	70	120	3	4	4	.363
Major League Totals		.077	23	26	0	2	0	0	0	0	2	0	0	2	11	0	0	0	.143

## POLANCO, JOEL BIENVENIDO

## CATCHER

HEIGHT: 5-11

BATS: R

BORN: 8/15/1992 in Santo Domingo, DR

WEIGHT: 201

THROWS: R

RESIDES: Santo Domingo Centro, DR

SIGNED BY: Fred Guerrero

SCHOOL: --

HOW OBTAINED: Signed as an undrafted free agent, December 22, 2010.

2014: Spent his second consecutive season in the states, playing 32 games for the GCL Twins...hit his first professional home run in his 112th career game, a solo shot in the third inning against the GCL Red Sox...recorded two hits in six of the 10 games to finish the season.

YEAR	TEAM	AVG	G	AB	R	H	2B	3B	HR	RBI	SH	SF	HB	BB	SO	SB	CS	E	OBP
2011	DSL Twins	.205	44	127	18	26	8	1	0	13	3	1	6	27	35	3	7	3	.366
2012	DSL Twins	.254	39	134	23	34	15	1	0	17	1	1	7	18	27	6	2	4	.369
2013	GCL Twins	.203	25	79	5	16	6	1	0	12	0	2	4	8	24	0	1	3	.301
2014	GCL Twins	.248	32	117	16	29	6	0	2	14	0	0	2	6	30	4	0	1	.296
Minor League Totals		.230	140	457	62	105	35	3	2	56	4	4	19	59	116	13	10	11	.340

## POTEETE, JARRARD TAYLOR

## CATCHER

HEIGHT: 6-1

BATS: L

BORN: 11/12/1993 in Muskogee, OK

WEIGHT: 217

THROWS: R

RESIDES: Braggs, OK

SIGNED BY: John DiMercurio

SCHOOL: Connors State Junior College (OK)

HOW OBTAINED: Twins 19th round draft pick in the 2014 First-Year Player Draft.

PERSONAL: 2014 Oklahoma Collegiate Athletic Conference and Region II selection...batted .390 with 20 extra-base hits, 55 RBI, 1.019 OPS, 27 walks and 17 strikeouts in his only season with the Cowboys...father, Shannon, played at Connors State (1990-93)...transferred from Texas Tech University...became the 10th player in Red Raiders school history to earn Freshman All-America honors in 2013...hit .280 (47-for-168) with 34 runs scored, 10 doubles, three home runs and 25 RBI that season...four-year varsity letterwinner at Hilldale (OK) High School...batted .514 with eight home runs in his senior year en route to winning All-District, All-Conference and All-Metro Player of the Year...team won 4A Oklahoma State Championship that year...played four years of high school football where he was named district Receiver of the Year in 2011 and district Defensive Back of the Year in 2010.

YEAR	TEAM	AVG	G	AB	R	H	2B	3B	HR	RBI	SH	SF	HB	BB	SO	SB	CS	E	OBP
2014	GCL Twins	.220	34	109	6	24	6	0	1	17	1	0	2	9	25	0	0	1	.292
Minor League Totals		.220	34	109	6	24	6	0	1	17	1	0	2	9	25	0	0	1	.292



POULSON, BRANDON CLIFFORD																			PITCHER
HEIGHT: 6-6 WEIGHT: 245 SIGNED BY: Elliot Strankman HOW OBTAINED: Signed as an undrafted free agent, July 30, 2014.				BATS: R THROWS: R SCHOOL: Academy of the Arts University (CA)				BORN: 2/16/1990 in Santa Rosa, CA RESIDES: Santa Rosa, CA											
YEAR	TEAM	W-L	ERA	G	GS	CG	SH	SV	IP	H	R	ER	HR	HB	BB	SO	WP	BK	BAA
2014	Elizabethton	0-1	8.59	6	1	0	0	0	7.1	7	7	7	1	1	13	9	2	0	.250
Minor League Totals		0-1	8.59	6	1	0	0	0	7.1	7	7	7	1	1	13	9	2	0	.250

QUESADA, MICHAEL SCOTT																			CATCHER
HEIGHT: 6-1 WEIGHT: 192 SIGNED BY: Elliott Strankman HOW OBTAINED: Twins 24th round pick in the 2010 First-Year Player Draft.				BATS: R THROWS: R SCHOOL: Sierra Junior College (CA)				BORN: 2/1/1990 in Antioch, GA RESIDES: Folsom, GA											
2014: Spent his second season with Single-A Cedar Rapids...hit a career-high four home runs and tied his 2013 career-high with 13 doubles...PERSONAL: Hit .287 with two home runs and 19 RBI in his final season at Sierra JC...ended with a .407 slugging and .342 on base percentage...threw out 13 of 46 would-be basestealers.																			
YEAR	TEAM	AVG	G	AB	R	H	2B	3B	HR	RBI	SH	SF	HB	BB	SO	SB	CS	E	OBP
2010	GCL Twins	.100	3	10	1	1	0	0	0	1	0	0	0	1	5	0	0	2	.182
2011	GCL Twins	.211	41	133	20	28	7	2	3	15	2	1	3	18	27	4	0	5	.316
2012	Elizabethton	.234	18	64	13	15	5	0	0	10	0	0	1	8	16	0	0	1	.329
2013	Cedar Rapids	.202	62	208	28	42	13	1	2	21	0	1	1	34	57	0	0	4	.316
2014	Cedar Rapids	.205	60	200	22	41	13	0	4	26	2	2	2	22	47	1	1	4	.288
Minor League Totals		.207	184	615	84	127	38	3	9	73	4	4	7	83	152	5	1	16	.306

QUEZADA, JOHAN RAMON																			PITCHER
HEIGHT: 6-6				BATS: R				BORN: 8/25/1994 in Santo Domingo, DR											
WEIGHT: 200				THROWS: R				RESIDES: Santo Domingo Este, DR											
SIGNED BY: Fred Guerrero				SCHOOL: --															
HOW OBTAINED: Signed as an undrafted free agent, September 10, 2012.																			
YEAR	TEAM	W-L	ERA	G	GS	CG	SH	SV	IP	H	R	ER	HR	HB	BB	SO	WP	BK	BAA
2013	DSL Twins	0-1	10.29	11	5	0	0	0	14.0	14	21	16	0	2	28	12	14	0	.264
2014	DSL Twins	1-0	3.99	18	0	0	0	0	29.1	13	17	13	0	0	46	38	15	0	.135
Minor League Totals		1-1	6.02	29	5	0	0	0	43.1	27	38	29	0	2	74	50	29	0	.181

RAMIREZ, DAULIN MANUEL																			PITCHER
HEIGHT: 6-1 WEIGHT: 215 ORIGINALLY SIGNED BY: Tampa Bay as an undrafted free agent, January 1, 2013. HOW OBTAINED: Signed as a minor league free agent, May 29, 2014.				BATS: L THROWS: R				BORN: 5/1/1995 in San Pedro de Macoris, DR RESIDES: San Pedro de Macoris, DR SCHOOL: --											
YEAR	TEAM	W-L	ERA	G	GS	CG	SH	SV	IP	H	R	ER	HR	HB	BB	SO	WP	BK	BAA
2014	DSL Twins	4-3	5.84	22	0	0	0	3	37.0	33	31	24	0	6	22	35	16	0	.234
Minor League Totals		4-3	5.84	22	0	0	0	3	37.0	33	31	24	0	6	22	35	16	0	.234
YEAR	TEAM	AVG	G	AB	R	H	2B	3B	HR	RBI	SH	SF	HB	BB	SO	SB	CS	E	OBP
2013	DSL Rays	.085	39	117	10	10	2	0	1	5	2	0	0	12	39	0	0	0	.171
Minor League Totals		.085	39	117	10	10	2	0	1	5	2	0	0	12	39	0	0	0	.171

RAMIREZ, JOEL ENRIQUE																	SHORTSTOP		
HEIGHT: 6-0					BATS: S					BORN: 9/4/1993 in Santo Domingo, DR									
WEIGHT: 170					THROWS: R					RESIDES: Santo Domingo Este, DR									
SIGNED BY: Fred Guerrero					SCHOOL: - -														
HOW OBTAINED: Signed as an undrafted free agent, September 10, 2012.																			
2013: Began professional career with the DSL Twins...played 36 games at shortstop, nine at second and eight at third...was second on the team in stolen bases.																			
YEAR	TEAM	AVG	G	AB	R	H	2B	3B	HR	RBI	SH	SF	HB	BB	SO	SB	CS	E	OBP
2013	DSL Twins	.252	53	143	36	36	7	1	0	20	5	2	6	29	33	20	8	23	.394
2014	GCL Twins	.176	43	108	16	19	2	0	0	5	2	1	2	12	32	10	2	10	.268
Minor League Totals		.219	96	251	52	55	9	1	0	25	7	3	8	41	65	30	10	33	.343

RAMIREZ, JOSE MICHAEL																			PITCHER
HEIGHT: 6-0				BATS: R				BORN: 8/19/1992 in Azua, DR											
WEIGHT: 175				THROWS: R				RESIDES: Azua, DR											
SIGNED BY: Fred Guerrero				SCHOOL: - -															
HOW OBTAINED: Signed as an undrafted free agent, June 4, 2012.																			
2014: Spent third season with the DSL Twins making 14 appearances, all starts...2013: Spent entire season with the DSL Twins...tied for team lead in starts.																			
YEAR	TEAM	W-L	ERA	G	GS	CG	SH	SV	IP	H	R	ER	HR	HB	BB	SO	WP	BK	BAA
2012	DSL Twins	1-0	5.11	15	0	0	0	1	24.2	31	23	14	2	2	11	24	3	0	.301
2013	DSL Twins	1-2	3.51	13	9	0	0	0	41.0	37	21	16	1	2	20	34	4	0	.240
2014	DSL Twins	4-0	2.25	14	14	0	0	0	64.0	45	23	16	0	7	33	55	7	0	.204
Minor League Totals		6-2	3.19	42	23	0	0	1	129.2	113	67	46	3	11	64	113	14	0	.236



HEIGHT: 6-2

BATS: R

BORN: 10/25/1985 in Bani, DR

WEIGHT: 231

THROWS: R

RESIDES: Bani, DR

ORIGINALLY SIGNED BY: Detroit as an undrafted free agent, February 5, 2003.

SCHOOL: Primaria El Fundo High School (DR)

HOW OBTAINED: Signed as a minor league free agent, November 17, 2011.

**2014:** Was invited to Twins spring training...spent entire season with Triple-A Rochester...on the 7-day disabled list with illness June 23-30...**2013:** Made Twins Opening Day roster, the first in his career...placed on Paternity List April 14-16 to attend the birth of daughter, Venus...hit .346 (9-for-26) with two doubles and five RBI in first 13 games April 1-May 7...placed on 7-day disabled list with a concussion May 26 after colliding with leftfielder Josh Willingham May 25 at Detroit...played in 14 games on rehab assignment with the GCL Twins, Single-A Ft. Myers and Double-A New Britain and was reinstated August 12...hit safely in season-high six straight August 16-22, hitting .381 (8-for-21) in that span...placed on 15-day disabled list August 30 with a fractured left fibula, suffered after fouling a ball off leg August 29 vs. Kansas City...**2012:** Was an invite to Twins spring training and reassigned to minor league camp March 19...began season on 7-day disabled list with a left groin strain April 5-27; reported to Single-A Ft. Myers for four games April 27-30, then to Double-A New Britain for 11 games May 1-12, then to Rochester May 15...hit two-run walk-off home run in the ninth inning June 20 vs. Durham...hit third professional grand slam August 20 at Pawtucket...batted .337 (35-for-104) with 21 RBI in 27 August games; batted .350 (41-for-117) with nine doubles, one triple, five home runs and 26 RBI in August and September combined; his 26 RBI ranked second in International League...named International League Player of the Week August 27-September 3, batting .367 (11-for-30) with four doubles, three home runs and 10 RBI in seven games...**2011:** Started season with Triple-A Gwinnett (Atlanta)...had four stints with Atlanta...appeared in 20 games for the Braves between May 24-July 27...batted .326 (29-for-89) against left-handed pitching and .241 (48-for-199) against right-handed pitching while at Gwinnett...committed just two errors for Gwinnett, playing 67 games in the outfield...played for Toros Del Este in Dominican Winter League, batting .243 (9-for-37) with one double, one home run and six RBI in 15 games...elected free agency November 2...**2010:** Played 97 games between Double-A Erie (Detroit) and Triple-A Toledo, combining to bat .234 (105-for-448) with 23 home runs and 70 RBI between the two levels...designated for assignment July 28...acquired by Atlanta for cash considerations July 31...selected to participate in the SiriusXM Futures Game at Angel Stadium July 11; started in right field for the World Team going 1-for-2...finished season with Triple-A Gwinnett...**2009:** Started season with Triple-A Toledo (Detroit)...recalled by Detroit May 19...made major league debut and recorded first major league hit, a home run in the sixth inning off Matt Harrison May 20 vs. Texas; first Tigers player to hit a home run in major league debut since Reggie Sanders September 1, 1974 vs. Oakland...optioned to Triple-A Toledo May 21...recalled September 1 and spent the rest of the season with Detroit...finished fifth in International League with 33 stolen bases...ranked eighth best prospect in Tigers organization by *Baseball America* entering the 2010 season...**2008:** Started season with Double-A Erie...named Tigers minor league Player of the Month for April, batting .330 (33-for-100) with eight doubles, three triples, six home runs, 17 RBI and 20 runs scored in 23 games...selected to participate for World Team in XM Futures All-Star Game at Yankee Stadium July 13; started in leftfield, recording a single and a walk...placed on disabled list with a right quadriceps strain July 17-26...named Erie's Player of the Year...ranked second in Eastern League with a .522 slugging percentage, tied for second with 26 stolen bases, tied for fifth with seven triples and tied for seventh in batting (.303)...named to Eastern League Mid- and Postseason All-Star teams...played with Licey in the Dominican Winter League...named sixth best prospect in Tigers organization by *Baseball America*, following the season...**2007:** Started season with Triple-A Lakeland (Detroit)...batted .298 in June ranking third in the Florida State League...finished fifth in the FSL with 28 stolen bases before transferring to Erie July 20...stole 34 bases between two levels ranking third in the Tigers organization...ranked 14th best prospect in Tigers organization by *Baseball America* following the season...**2006:** Spent season with Single-A Lakeland...hit a grand slam May 20 at Palm Beach...placed on the disabled list July 20 with a left shin contusion, missing the rest of the season...ranked 13th best prospect in Tigers organization by *Baseball America* following the season...**2005:** Selected to Midwest League Midseason All-Star team with Single-A West Michigan (Detroit)...ranked the fifth best prospect and best power hitter in the Tigers organization and 20th best prospect in Midwest League by *Baseball America* following the season...**2004:** Missed season due to right shoulder surgery...named 11th best prospect in the Tigers organization by *Baseball America* following the season...**2003:** Made professional debut with the GCL Tigers...finished second in GCL in triples, fourth in RBI and fifth in total bases...ranked 12th best prospect in Tigers organization by *Baseball America* following the season...**PROFESSIONAL:** Signed by Detroit as an undrafted free agent February 5, 2003...**PERSONAL:** Son, Derek (9/23/07), and daughter, Venus (4/14/13)...attended Escuela Primaria El Fundo High School in Bani, DR.

YEAR	TEAM	AVG	G	AB	R	H	2B	3B	HR	RBI	SH	SF	HB	BB	SO	SB	CS	E	OBP
2003	GCL Tigers	.275	54	200	34	55	6	7	5	35	1	1	1	13	51	6	1	21	.321
2004	GCL Tigers	DID NOT PLAY - INJURED																	
2005	West Michigan	.262	131	493	69	129	21	2	16	65	1	5	7	35	143	21	8	26	.317
2006	Lakeland	.225	66	249	31	56	10	4	8	33	0	2	2	10	69	8	2	22	.259
2007	Lakeland	.273	88	319	48	87	7	4	10	41	0	3	1	20	86	28	6	5	.315
	Erie	.215	34	121	15	26	3	1	2	14	1	1	2	8	38	6	2	2	.273
2008	Erie	.303	110	433	74	131	24	7	19	73	0	1	5	43	138	26	12	4	.371
	Toledo	.083	11	36	2	3	1	0	0	0	0	0	1	1	11	1	0	1	.132
2009	Toledo	.258	113	434	69	112	18	6	17	51	0	2	4	41	143	33	10	11	.326
	DETROIT	.364	15	11	6	4	0	1	1	3	0	1	0	1	3	0	0	0	.385
2010	Toledo	.216	41	153	15	33	4	2	4	14	0	0	2	10	60	7	2	2	.273
	Gwinnett	.253	24	83	16	21	3	1	4	14	0	1	3	10	22	2	0	2	.351
2011	Gwinnett	.267	81	288	40	77	16	3	11	36	4	3	1	17	70	19	6	2	.307
	ATLANTA	.231	20	26	5	6	2	0	0	2	0	0	0	4	11	0	2	1	.33
2012	Ft. Myers	.267	4	15	1	4	0	0	0	0	0	0	0	1	5	0	0	0	.313
	New Britain	.388	11	49	12	19	2	3	4	7	0	0	0	2	10	2	0	0	.412
	Rochester	.276	98	370	39	102	18	1	15	54	0	3	5	18	97	7	7	2	.316
2013	GCL Twins	.273	4	11	2	3	1	0	1	1	0	0	0	1	2	0	0	0	.333
	Ft. Myers	.111	3	9	3	1	0	0	0	0	0	0	0	2	2	0	0	0	.273
	New Britain	.172	7	29	3	5	1	0	0	0	0	0	0	2	6	1	0	0	.226
	MINNESOTA	.272	35	81	5	22	6	1	0	6	0	1	1	3	23	0	0	0	.302
2014	Rochester	.262	107	386	44	101	23	3	4	41	0	5	4	22	104	8	2	1	.305
	Minor League Totals	.261	1043	3890	551	1016	169	48	135	521	7	28	38	278	1141	180	64	103	.315
	National League Totals	.231	20	26	5	6	2	0	0	2	0	0	0	4	11	0	2	1	.333
	American League Totals	.283	50	92	11	26	6	2	1	9	0	2	1	4	26	0	0	0	.313
	Major League Totals	.271	70	118	16	32	8	2	1	11	0	2	1	8	37	0	2	0	.318



RAMIREZ, WILLIAMS LEONEL															PITCHER									
--------------------------	--	--	--	--	--	--	--	--	--	--	--	--	--	--	---------	--	--	--	--	--	--	--	--	--

HEIGHT: 6-1					BATS: R					BORN: 8/8/1992 in San Juan de la Maguana, DR																								
WEIGHT: 195					THROWS: R					RESIDES: Esperanza, Valverde, DR																								
SIGNED BY: Fred Guerrero					SCHOOL: - -																													
HOW OBTAINED: Signed as an undrafted free agent, December 19, 2012.																																		
2014: Spent entire season with the DSL Twins...led the team in starts and had the lowest ERA among DSL Twins...held opponents to a .176 batting average, third lowest among DSL pitchers.																																		
YEAR	TEAM	W-L	ERA	G	GS	CG	SH	SV	IP	H	R	ER	HR	HB	BB	SO	WP	BK	BAA															
2013	DSL Twins	3-1	2.45	17	2	0	0	0	33.0	13	11	9	0	2	25	35	5	0	.123															
2014	DSL Twins	4-1	1.81	16	15	0	0	0	74.2	46	31	15	1	3	33	81	12	1	.176															
Minor League Totals		7-2	2.01	33	17	0	0	0	107.2	59	42	24	1	5	58	116	17	1	.161															

REAL, ERWIN ALEXANDER [ALEX]															INFIELDER									
------------------------------	--	--	--	--	--	--	--	--	--	--	--	--	--	--	-----------	--	--	--	--	--	--	--	--	--

HEIGHT: 6-1					BATS: R					BORN: 1/19/1993 in Hermosillo, Mexico									
WEIGHT: 226					THROWS: R					RESIDES: Chandler, AZ									
SIGNED BY: Ted Williams					SCHOOL: University of New Mexico														
HOW OBTAINED: Twins 24th round pick in the 2014 First-Year Player Draft.																			
2014: Spent first professional season with Rookie Elizabethton...played 12 games at catcher...hit first career home run August 19...PERSONAL: Named a Johnny Bench Award semifinalist and earned All-Mountain West First-Team honors for his play behind the plate for the University of New Mexico...hit .320 (73-for-228) and finished tied for third in the nation (first among catchers) with 25 doubles...scored 34 runs, finished second on the team with 47 RBI and added one triple and two home runs...named All-Mountain West Second-Team as a sophomore...set a Mountain West Tournament championship game record with seven RBI in a win over San Diego State on May 26, 2012 as a freshman...played baseball for four years at Boulder Creek High School in Anthem, AZ.																			
YEAR	TEAM	AVG	G	AB	R	H	2B	3B	HR	RBI	SH	SF	HB	BB	SO	SB	CS	E	OBP
2014	Elizabethton	.284	28	88	9	25	5	0	1	11	0	2	2	4	23	1	1	2	.323
Minor League Totals		.284	28	88	9	25	5	0	1	11	0	2	2	4	23	1	1	2	.323

REED, JACOB HUBERT [JAKE]															PITCHER									
---------------------------	--	--	--	--	--	--	--	--	--	--	--	--	--	--	---------	--	--	--	--	--	--	--	--	--

<b>HEIGHT:</b> 6-2				<b>BATS:</b> R				<b>BORN:</b> 9/29/1992 in Tucson, AZ											
<b>WEIGHT:</b> 190				<b>THROWS:</b> R				<b>RESIDES:</b> La Mesa, CA											
<b>SIGNED BY:</b> Trevor Brown				<b>SCHOOL:</b> University of Oregon															
<b>HOW OBTAINED:</b> Twins 5th round pick in the 2014 First-Year Player Draft.																			
2014: Began season with Rookie Elizabethton...made four appearances, earning three saves and allowing just one hit...transferred to Single-A Cedar Rapids July 7...named Twins minor league Player of the Week August 22 after going 1-0, 0.00 (4.0 IP) with two saves, no hits, no walks and six strikeouts in three appearances...eight saves were eighth most in the Twins organization...played for Salt River in the Arizona Fall League going 1-0, 0.71 ERA (12.2 IP, 1 ER) with one save, 10 strikeouts and three walks in 10 appearances...named an AFL Rising Star following the season...named the 19th best prospect in the Twins system by <i>Baseball America</i> entering 2015... <b>PERSONAL:</b> As the University of Oregon closer in 2014, went 4-1 with 13 saves, a 1.95 ERA (37.0 IP, 8 ER), 14 walks and 34 strikeouts in 31 appearances as a junior...in three seasons at Oregon went 18-11 with 13 saves, a 3.01 ERA (251.1 IP, 84 ER), 164 strikeouts and 87 walks in 65 appearances (34 starts)...converted to closer for his junior season after making 34 straight starts as a freshman and sophomore...named a 2012 Louisville Slugger Freshman All-American...was a three sport athlete at Helix High School in La Mesa, CA...finished senior season with a 9-1 record, 0.63 ERA and 90 strikeouts in 67.0 innings pitched...on the football field as a senior helped Helix to the CIF San Diego Section Division II semifinals and Grossmont Hills League championship with an 11-0 record as the team's kicker...in 2009 as a quarterback for Helix, passed for 1,691 yards with 15 touchdowns...also played basketball for two seasons at Helix...was originally selected by the White Sox in the 40th round of the 2011 Draft.																			
<b>YEAR</b>	<b>TEAM</b>	<b>W-L</b>	<b>ERA</b>	<b>G</b>	<b>GS</b>	<b>CG</b>	<b>SH</b>	<b>SV</b>	<b>IP</b>	<b>H</b>	<b>R</b>	<b>ER</b>	<b>HR</b>	<b>HB</b>	<b>BB</b>	<b>SO</b>	<b>WP</b>	<b>BK</b>	<b>BAA</b>
2014	Elizabethton	0-0	0.00	4	0	0	0	3	6.0	1	0	0	0	0	0	8	0	0	.053
	Cedar Rapids	3-0	0.36	16	0	0	0	5	25.0	10	2	1	0	1	3	31	0	0	.116
<b>Minor League Totals</b>		<b>3-0</b>	<b>0.29</b>	<b>20</b>	<b>0</b>	<b>0</b>	<b>0</b>	<b>8</b>	<b>31.0</b>	<b>11</b>	<b>2</b>	<b>1</b>	<b>0</b>	<b>1</b>	<b>3</b>	<b>39</b>	<b>0</b>	<b>0</b>	<b>.105</b>

ROBINSON, SHANE MICHAEL															OUTFIELDER									
-------------------------	--	--	--	--	--	--	--	--	--	--	--	--	--	--	------------	--	--	--	--	--	--	--	--	--

SEE PAGE 121

RODRIGUEZ, IVAN DERECK [DERECK]															PITCHER									
---------------------------------	--	--	--	--	--	--	--	--	--	--	--	--	--	--	---------	--	--	--	--	--	--	--	--	--

HEIGHT: 6-1					BATS: R					BORN: 6/5/1992 in Arlington, TX									
WEIGHT: 175					THROWS: R					RESIDES: Plantation, FL									
SIGNED BY: Hector Otero					SCHOOL: Monsignor Edward Pace (FL) High School														
HOW OBTAINED: Twins 6th round pick in 2011 First-Year Player Draft.																			
2014: In first full season as a pitcher made 17 appearances, logging five saves and allowing just three earned runs in 25.2 innings for Rookie Elizabethton...2013: Made the transition from outfielder to pitcher following the season...PERSONAL: Son of former major league catcher Ivan Rodriguez.																			
YEAR	TEAM	AVG	G	AB	R	H	2B	3B	HR	RBI	SH	SF	HB	BB	SO	SB	CS	E	OBP
2011	GCL Twins	.156	29	90	4	14	4	0	0	5	1	0	2	5	35	2	0	1	.216
2012	GCL Twins	.263	30	99	13	26	8	0	3	12	0	0	2	11	31	6	2	1	.348
2013	Elizabethton	.222	41	153	23	34	11	0	3	19	1	1	2	8	46	7	1	2	.268
Minor League Totals		.216	100	342	40	74	23	0	6	36	2	1	6	24	112	15	3	4	.279
YEAR	TEAM	W-L	ERA	G	GS	CG	SH	SV	IP	H	R	ER	HR	HB	BB	SO	WP	BK	BAA
2014	Elizabethton	2-2	1.05	17	0	0	0	5	25.2	19	6	3	0	3	8	19	1	0	.211
Minor League Totals		2-2	1.05	17	0	0	0	5	25.2	19	6	3	0	3	8	19	1	0	.211



**RODRIGUEZ, JAIRO ALEJANDRO**
**CATCHER**
**HEIGHT:** 5-11

**WEIGHT:** 203

**SIGNED BY:** Jose Leon

**HOW OBTAINED:** Signed as an undrafted free agent, May 9, 2007.

**BATS:** R

**THROWS:** R

**SCHOOL:** --

**BORN:** 8/24/1988 in Acarigua, VZ

**RESIDES:** Acarigua, VZ

**2014:** Split time between Single-A Ft. Myers and Double-A New Britain...started the season with the Miracle before transferring to the Rock Cats for a four-game stint June 2-19...returned to New Britain for the final time, July 8-29, playing in five games...finished the season with Ft. Myers...played catcher for 36 of his 38 games on the year (DH for the other two)...**2012:** Midwest League All-Star Game selection.

YEAR	TEAM	AVG	G	AB	R	H	2B	3B	HR	RBI	SH	SF	HB	BB	SO	SB	CS	E	OBP
2007	VSL Twins	.348	34	112	19	39	2	0	0	14	1	2	4	8	6	0	0	2	.405
2008	DSL Twins	.236	42	140	17	33	4	0	2	14	0	0	0	13	16	2	2	3	.301
2009	DSL Twins	.235	54	196	19	46	15	1	0	25	2	3	4	16	16	1	1	0	.301
2010	GCL Twins	.209	25	91	10	19	7	0	0	10	2	0	0	3	10	0	0	2	.234
2011	GCL Twins	.300	3	10	1	3	0	0	0	1	0	1	0	1	1	1	0	1	.333
	Elizabethton	.208	26	96	9	20	2	0	1	8	0	2	2	5	20	1	1	4	.257
2012	Beloit	.265	64	215	20	57	12	0	2	20	6	1	3	18	40	0	0	9	.329
2013	Rochester	.000	1	1	0	0	0	0	0	0	0	0	0	0	1	0	0	0	.000
	Cedar Rapids	.140	16	50	8	7	2	0	0	4	1	1	0	6	7	0	0	2	.228
	Ft. Myers	.246	37	130	8	32	3	0	0	14	2	2	2	3	10	0	0	1	.270
2014	New Britain	.192	9	26	2	5	0	0	0	1	0	0	0	2	2	1	0	0	.250
	Ft. Myers	.227	29	97	10	22	7	0	0	14	1	3	3	5	16	0	0	0	.278
<b>Minor League Totals</b>		<b>.243</b>	<b>340</b>	<b>1164</b>	<b>123</b>	<b>283</b>	<b>54</b>	<b>1</b>	<b>5</b>	<b>125</b>	<b>15</b>	<b>15</b>	<b>18</b>	<b>80</b>	<b>145</b>	<b>6</b>	<b>4</b>	<b>29</b>	<b>.298</b>

**RODRIGUEZ, REYNALDO A.**
**OUTFIELDER**
**HEIGHT:** 6-0

**WEIGHT:** 202

**ORIGINALLY SIGNED BY:** Signed by Yankees as an undrafted free agent, 12/1/03.

**HOW OBTAINED:** Signed as a minor league free agent, December 7, 2012.

**BATS:** R

**THROWS:** R

**BORN:** 7/2/1986 in Cartagena, Colombia

**RESIDES:** Cartagena, Bolivar, Colombia

**SCHOOL:** --

**2014:** Began the season with Double-A New Britain...named the Twins minor league Player of the Week May 16 after hitting .462 (12-for-26) with three home runs and six RBI in six games for the Rock Cats...named Eastern League Player of the Week June 30-July 6...named the Twins minor league Player of the Month for June after hitting .311 (32-for-103) with eight doubles, six home runs and 18 RBI in 27 games for New Britain...named a Mid- and Postseason Eastern League All-Star...named to the MiLB.com Organizational All-Star team...finished second in the Twins organization behind only Trevor Plouffe (40) with his 37 doubles, was fourth in runs, fifth in home runs, sixth in hits and 11th in RBI...finished the season second in the Eastern League in extra-base hits, tied second in runs, and fifth in slugging...**2013:** Signed with the Twins as a minor league free agent December 7, 2012...spent the entire season with Double-A New Britain as the every day first baseman and set career highs in nearly every offensive category...led the Rock Cats in runs scored, doubles and strikeouts...led the Eastern League in extra-base hits (58), was third in doubles, fourth in home runs per at-bat (1 HR/19.76 AB), and fifth in slugging percentage (.482)...**2012:** Spent entire season in the Red Sox organization, splitting time between Double-A Portland and Triple-A Pawtucket...placed on the disabled list on two different occasions...promoted to Pawtucket August 1 after playing 90 games for Portland...**2011:** Split his season between High-A Salem and Double-A Pawtucket...named to the Carolina League Midseason and Postseason All-Star teams...led Sox minor league hitters in doubles...**2010:** Played for Single-A Greenville in his first season in the Sox system...ranked among South Atlantic League leaders in OPS (.905) and slugging (.518)...paced Sox farmhands in slugging and was second in OPS...was a three-time SAL Player of the Week...**2009:** Named the Independent Golden League's Rookie of the Year...after the season, ranked by *Baseball America* as the top Independent League prospect...hit .303 (54-for-178) with six homers and 34 RBI over 52 games with Monteria in the Colombian Winter League...**2008:** Did not play in a game before his May 15 release by Yankees...named MVP of the CWL...**2007:** Played with both Dominican Summer League Yankees teams...**2006:** Suffered an injury in his only game for the Gulf Coast League Yankees April 5...missed the duration of the season...**2004:** Made his professional debut with the DSL Yankees.

YEAR	TEAM	AVG	G	AB	R	H	2B	3B	HR	RBI	SH	SF	HB	BB	SO	SB	CS	E	OBP
2005	DSL Yankees1	.335	58	200	42	67	11	1	0	19	5	1	3	25	17	23	9	0	.415
2006	GCL Yankees	.200	1	5	1	1	0	0	0	0	0	0	0	1	1	0	0	0	.333
2007	DSL Yankees2	.313	8	32	4	10	2	0	0	2	0	0	0	3	3	6	3	1	.371
	DSL Yankees1	.361	26	97	20	35	6	7	3	24	1	1	1	8	6	3	2	0	.411
2008		DID NOT PLAY																	
2009	Yuma	.335	74	284	44	95	13	6	6	48	1	4	4	18	44	18	3	0	.380
2010	Greenville	.281	85	278	44	78	20	2	14	59	1	4	12	39	57	12	4	0	.387
2011	Salem	.317	56	202	44	64	24	1	9	43	0	5	3	27	43	7	2	3	.397
	GCL Red Sox	.000	1	2	0	0	0	0	0	0	0	0	0	0	1	0	0	0	.000
	Lowell	.333	4	15	4	5	0	0	1	2	0	0	0	3	5	1	0	0	.444
	Portland	.253	49	186	25	47	15	1	8	32	0	0	4	9	48	6	0	7	.302
2012	Portland	.257	90	327	45	84	27	3	16	49	0	2	4	35	81	6	3	5	.334
	Pawtucket	.186	12	43	8	8	3	0	0	4	0	1	1	4	12	1	0	2	.265
2013	New Britain	.231	121	415	70	96	33	4	21	57	0	7	3	44	108	5	4	8	.305
2014	Rochester	.156	10	32	2	5	1	0	1	4	0	0	0	3	8	0	0	0	.229
	New Britain	.286	126	461	81	132	36	2	21	66	0	10	7	39	77	6	4	0	.344
<b>Independent League Totals</b>		<b>.335</b>	<b>74</b>	<b>284</b>	<b>44</b>	<b>95</b>	<b>13</b>	<b>6</b>	<b>6</b>	<b>48</b>	<b>1</b>	<b>4</b>	<b>4</b>	<b>18</b>	<b>44</b>	<b>18</b>	<b>3</b>	<b>7</b>	<b>.380</b>
<b>Minor League Totals</b>		<b>.275</b>	<b>652</b>	<b>2295</b>	<b>390</b>	<b>632</b>	<b>178</b>	<b>21</b>	<b>94</b>	<b>361</b>	<b>7</b>	<b>31</b>	<b>38</b>	<b>240</b>	<b>467</b>	<b>76</b>	<b>31</b>	<b>26</b>	<b>.347</b>

**ROGERS, TAYLOR ALLEN**
**PITCHER**

SEE PAGE 123

**ROHLFING, DANIEL WAYNE [DAN]**
**CATCHER**

SEE PAGE 124

MINOR LEAGUES



<b>ROMERO, FERNANDO ERNESTO</b>	<b>PITCHER</b>
---------------------------------	----------------

<b>HEIGHT:</b> 6-0 <b>WEIGHT:</b> 226 <b>SIGNED BY:</b> Fred Guerrero <b>HOW OBTAINED:</b> Signed as an undrafted free agent, November 4, 2011.	<b>BATS:</b> R <b>THROWS:</b> R <b>SCHOOL:</b> --	<b>BORN:</b> 12/24/1994 in San Juan de la Maguana, DR <b>RESIDES:</b> San Juan de la Maguana, DR
--	---	---

2014: Made three starts for Single-A Cedar Rapids before being placed on the disabled list with a right elbow UCL sprain June 27, missing the remainder of the season...named the 24th best prospect in the Twins system by *Baseball America* entering 2015...2013: Ranked the 12th best prospect in the Twins system by *Baseball America* entering 2014.

YEAR	TEAM	W-L	ERA	G	GS	CG	SH	SV	IP	H	R	ER	HR	HB	BB	SO	WP	BK	BAA
2012	DSL Twins	1-4	4.65	14	6	0	0	0	31.0	26	19	16	0	3	14	28	6	0	.224
2013	GCL Twins	2-0	1.60	12	6	0	0	0	45.0	32	12	8	0	3	13	47	2	0	.196
2014	Cedar Rapids	0-0	3.00	3	3	0	0	0	12.0	13	4	4	1	0	5	9	2	0	.289
Minor League Totals		3-4	2.86	29	15	0	0	0	88.0	71	35	28	1	6	32	84	10	0	.219

<b>ROSARIO, RANDY MIGUEL</b>	<b>PITCHER</b>
------------------------------	----------------

<b>HEIGHT:</b> 6-0 <b>WEIGHT:</b> 202 <b>SIGNED BY:</b> Fred Guerrero <b>HOW OBTAINED:</b> Signed as an undrafted free agent, August 16, 2010.	<b>BATS:</b> L <b>THROWS:</b> L <b>SCHOOL:</b> --	<b>BORN:</b> 5/18/1994 in Nagua, DR <b>RESIDES:</b> Rio San Juan, DR
---	---	---

2014: Started the season with Single-A Cedar Rapids and made three starts before being placed on the disabled list with a left flexor mass strain April 23, missing the remainder of the season...2013: Spent the entire season with Rookie Elizabethton as a starter...was the first season he was used solely in the starting rotation...set a career-high with 44.2 innings pitched...two of his last four starts were 7.0 inning scoreless outings...ranked the 22nd best prospect in the Twins system by *Baseball America* entering 2014.

YEAR	CLUB	W-L	ERA	G	GS	CG	SH	SV	IP	H	R	ER	HR	HB	BB	SO	WP	BK	BAA
2011	DSL Twins	2-4	3.86	13	8	0	0	0	35.0	28	22	15	0	1	19	26	8	1	.212
2012	GCL Twins	2-1	1.64	10	7	0	0	0	38.1	19	12	7	0	5	19	42	3	0	.147
2013	Elizabethton	4-3	2.82	9	9	0	0	0	44.2	42	16	14	0	1	18	37	3	1	.251
2014	Cedar Rapids	0-1	5.40	3	3	0	0	0	11.2	15	9	7	2	0	8	4	2	0	.333
Minor League Totals		8-9	2.99	35	27	0	0	0	129.2	104	59	43	2	7	64	109	16	2	.220

<b>SALCEDO, ADRIAN ARTURO</b>	<b>PITCHER</b>
-------------------------------	----------------

SEE PAGE 128

<b>SCHMIT, BLAKE ANTHONY</b>	<b>INFIELDER</b>
------------------------------	------------------

<b>HEIGHT:</b> 6-1 <b>WEIGHT:</b> 190 <b>SIGNED BY:</b> John Wilson <b>HOW OBTAINED:</b> Twins 26th round pick in the 2014 First-Year Player Draft.	<b>BATS:</b> R <b>THROWS:</b> R <b>SCHOOL:</b> University of Maryland - College Park	<b>BORN:</b> 2/27/1992 in Edina, MN <b>RESIDES:</b> Eden Prairie, MN
--	--	---

YEAR	TEAM	AVG	G	AB	R	H	2B	3B	HR	RBI	SH	SF	HB	BB	SO	SB	CS	E	OBP
2014	Elizabethton	.162	22	74	9	12	1	0	0	4	1	1	2	7	12	1	2	9	.250
Minor League Totals		.162	22	74	9	12	1	0	0	4	1	1	2	7	12	1	2	9	.250

<b>SCHUTTE, MATZ BRIAN</b>	<b>PITCHER</b>
----------------------------	----------------

<b>HEIGHT:</b> 6-3 <b>WEIGHT:</b> 185 <b>SIGNED BY:</b> Glenn Godwin <b>HOW OBTAINED:</b> Signed as an undrafted free agent, September 19, 2014.	<b>BATS:</b> R <b>THROWS:</b> R <b>SCHOOL:</b> --	<b>BORN:</b> 10/4/1997 in Almere, Netherlands <b>RESIDES:</b> Almere, Netherlands
---	---	--

YEAR	TEAM	W-L	ERA	G	GS	CG	SH	SV	IP	H	R	ER	HR	HB	BB	SO	WP	BK	BAA
2015 will be his first season in professional baseball.																			

<b>SHIBUYA, TIMOTHY TAKESHI (TIM)</b>	<b>PITCHER</b>
---------------------------------------	----------------

<b>HEIGHT:</b> 6-1 <b>WEIGHT:</b> 187 <b>SIGNED BY:</b> John Leavitt <b>HOW OBTAINED:</b> Twins 23rd round pick in the 2011 First-Year Player Draft.	<b>BATS:</b> R <b>THROWS:</b> R <b>SCHOOL:</b> University of California - San Diego	<b>BORN:</b> 9/14/1989 in Los Angeles, CA <b>RESIDES:</b> Jackson, WY
---	---	--

2014: Spent entire season with Single-A Ft. Myers...started 10 of his final 11 appearances after his first 17 came in relief...four of the starts he worked at least 7.0 innings without allowing more than one earned run...had a quality start in four straight outings July 9-25, going 2-1, 2.06 ERA (26.2 IP, 6 ER)...named the Twins minor league Player of the Week July 25 after going 1-0, 1.29 ERA (14.0 IP, 2 ER) with three walks and 11 strikeouts...voted as having the best control in the Florida State League by *Baseball America's* Best Tools survey following the season...2013: Began the season with Rookie Level Elizabethton and was transferred to Single-A Cedar Rapids July 17...named the Midwest League Pitcher of the Week September 3 after tossing a complete game shutout allowing four hits, one walk and striking out six...2012: Played entire season with Single-A Beloit...2011: Appalachian League Player of the Week August 1-7...Appalachian League All-Star Team selection...Appalachian League Pitcher of the Year...PERSONAL: Finished his career at the UCSD with the most wins, innings pitched and strikeouts in school history.

YEAR	CLUB	W-L	ERA	G	GS	CG	SH	SV	IP	H	R	ER	HR	HB	BB	SO	WP	BK	BAA
2011	Elizabethton	8-2	3.30	13	13	0	0	0	73.2	70	32	27	7	3	11	70	3	1	.249
2012	Beloit	3-6	5.59	17	15	1	1	0	74.0	88	62	46	8	12	15	56	3	0	.281
2013	Elizabethton	3-1	2.33	6	0	0	0	0	19.1	17	6	5	0	2	4	13	1	0	.230
	Cedar Rapids	4-0	0.96	10	4	1	1	1	37.2	23	5	4	0	0	4	25	0	0	.173
2014	Ft. Myers	7-4	3.64	28	10	2	1	2	89.0	95	39	36	5	5	11	59	2	0	.269
Minor League Totals		25-13	3.62	74	42	4	3	3	293.2	293	144	118	20	22	45	223	9	1	.254



## SILVA, RAINIS ANTONIO

## CATCHER

HEIGHT: 6-1

WEIGHT: 183

SIGNED BY: Jose Leon

HOW OBTAINED: Signed as an undrafted free agent, July 9, 2012.

BATS: R

THROWS: R

SCHOOL: --

BORN: 3/20/1996 in Barquisimeto, VZ

RESIDES: Barquisimeto, VZ

YEAR	TEAM	AVG	G	AB	R	H	2B	3B	HR	RBI	SH	SF	HB	BB	SO	SB	CS	E	OBP
2013	DSL Twins	.223	45	148	15	33	4	0	0	15	1	3	2	13	33	1	1	9	.289
2014	GCL Twins	.270	41	152	11	41	9	1	0	20	0	2	0	6	25	0	0	4	.294
Minor League Totals		.247	86	300	26	74	13	1	0	35	1	5	2	19	58	1	1	13	.291

## SLEIGERS, AARON ALLAN

## PITCHER

HEIGHT: 6-10

WEIGHT: 255

SIGNED BY: Jeff Pohl

HOW OBTAINED: Twins 5th round pick in the 2013 First-Year Player Draft.

BATS: R

THROWS: R

SCHOOL: Indiana University

BORN: 9/4/1992 in Long Beach, CA

RESIDES: Scottsdale, AZ

2014: Began the season with Single-A Cedar Rapids as one of the team's primary starters...pitched 6.0 innings or more in 11 of his 20 starts, recording a quality start in eight of those outings...assigned to Single-A Ft. Myers August 1 and made three starts for the Miracle to finish the year...earned the win in his Ft. Myers debut August 4 against Lakeland, allowing two earned runs in 7.0 innings with one walk and six strikeouts...his 1.5 walks-per-9.0 innings pitcher was the third lowest in the Midwest League...2013: Spent his first professional season with Rookie Level Elizabethton...allowed just one earned run in nine appearances...walked two and struckout 18 in his 19.0 innings...earned a save in three of his final four appearances, all of which were at least 2.0 inning outings...PERSONAL: Limited to 10.0 innings from 2010 (senior year of high school) to 2012 (red shirt sophomore year of college) with forearm pain, a broken right wrist and a stress fracture in his right tibia...named a 2013 Louisville Slugger/CollegeBaseballInsider.com All-America...went 6-1 as a junior in high school with 43 strikeouts and a 1.32 ERA in 41.0 innings of work...helped ND Prep to finish as 4A State Runner-Up as a junior, while the team won the East Sky Region in both 2009 and 10...also played club baseball for the Arizona Diamondbacks Scout Team in 2009 and 10.

YEAR	TEAM	W-L	ERA	G	GS	CG	SH	SV	IP	H	R	ER	HR	HB	BB	SO	WP	BK	BAA
2013	Elizabethton	0-0	0.47	9	0	0	0	3	19.0	16	2	1	0	1	2	18	0	0	.246
2014	Cedar Rapids	7-7	4.53	20	20	1	0	0	113.1	118	66	57	7	7	20	90	11	1	.268
	Ft. Myers	2-1	3.32	3	3	0	0	0	19.0	14	7	7	2	2	4	12	0	0	.209
Minor League Totals		9-8	3.87	32	23	1	0	3	151.1	148	75	65	9	10	26	120	11	1	.258

## SOTO, FREDDERI ARCIDES CORDERO

## PITCHER

HEIGHT: 5-11

WEIGHT: 175

SIGNED BY: Luis Lajara

HOW OBTAINED: Signed as an undrafted free agent, January 8, 2015.

BATS: R

THROWS: R

SCHOOL: --

BORN: 6/29/1998 in Bani, DR

RESIDES: Bani, DR

YEAR	TEAM	W-L	ERA	G	GS	CG	SH	SV	IP	H	R	ER	HR	HB	BB	SO	WP	BK	BAA
------	------	-----	-----	---	----	----	----	----	----	---	---	----	----	----	----	----	----	----	-----

2015 will be his first season in professional baseball.

## STEELE, KEATON DAVID

## PITCHER

HEIGHT: 6-3

WEIGHT: 223

SIGNED BY: JR DiMercurio

HOW OBTAINED: Twins 8th round pick in the 2014 First-Year Player Draft.

BATS: R

THROWS: R

SCHOOL: University of Missouri

BORN: 10/30/91 in St. Joseph, MO

RESIDES: St. Joseph, MO

2014: Began his first professional season with Rookie Elizabethton where he tied a team-high making 19 relief appearances...pitched more than 1.0 inning in 10 games...had season-best monthly ERA in final month, August, where he allowed only three earned runs in 14.1 innings (1.88 ERA)...PERSONAL: Was a two-way player at Missouri...named a 2013 First-Team All-SEC at the DH spot after hitting .276 with five homers, 24 RBI and 22 runs scored; compiled a 2.83 ERA with a 5-3 record in 63.2 innings on the mound...ranked fourth in the SEC with nine saves while posting a 3.07 ERA (67.1 IP, 23 ER) and led the team with a 3.1 strikeout-to-walk ratio (56 K, 18 BB)...spent the majority of the 2014 season as the University of Missouri closer, making 22 relief appearances that season as a redshirt junior...also made three starts in 2014, two of which were complete game shutouts and the other he pitched into the ninth inning...played for Iowa Western Community College in 2012 where he hit .430 with four home runs and was named the MVP of the NCAA National Tournament...was originally selected by Kansas City in the 40th round of the 2013 Draft and was also drafted by Tampa Bay in the 29th round of the 2012 Draft.

YEAR	TEAM	W-L	ERA	G	GS	CG	SH	SV	IP	H	R	ER	HR	HB	BB	SO	WP	BK	BAA
2014	Elizabethton	2-1	2.93	19	0	0	0	0	30.2	30	12	10	1	0	9	33	6	0	.254
Minor League Totals		2-1	2.93	19	0	0	0	0	30.2	30	12	10	1	0	9	33	6	0	.254



STEWART, KOHL ROBERT

PITCHER

<b>HEIGHT:</b> 6-3		<b>BATS:</b> R		<b>BORN:</b> 10/7/1994 in Houston, TX															
<b>WEIGHT:</b> 205		<b>THROWS:</b> R		<b>RESIDES:</b> Tomball, TX															
<b>SIGNED BY:</b> Greg Runser		<b>SCHOOL:</b> St. Pius X (TX) High School																	
<b>HOW OBTAINED:</b> Twins 1st round pick (4th overall) in the 2013 First-Year Player Draft.																			
<b>2014:</b> Spent the entire season with Single-A Cedar Rapids...selected to the Midwest League Midseason All-Star team...placed on the 7-day disabled list with a right shoulder impingement July 25; activated August 13...in his second start back, pulled in the second inning as a precaution, August 19...finished the season on the DL...allowed two runs or less in 17 of his 19 starts...went 3-4, 1.81 ERA (38.1 IP, 12 ER) in 13 night starts compared to a 0-1, 4.28 ERA (27.1 IP, 13 ER) during the day...rated as the best pitching prospect in the Midwest League by <i>Baseball America's</i> Best Tools survey and as the fourth best prospect in the Twins organization entering 2015 by the same publication...ranked the 36th best prospect in baseball by MLB.com entering 2015... <b>2013:</b> Began his first professional season with the GCL Twins where he made three starts and three relief appearances...did not allow more than one earned run in any appearance...transferred to Rookie Level Elizabethton August 17 and made one start for the E-Twins... <b>PERSONAL:</b> Gatorade's 2013 Texas High School Player of the Year after going 5-1, 0.18 ERA and clubbing 10 home runs at the plate for St. Pius X...also was school's quarterback on the football team...turned down a football and baseball scholarship at Texas A&M University to sign with Twins.																			
<b>YEAR</b>	<b>TEAM</b>	<b>W-L</b>	<b>ERA</b>	<b>G</b>	<b>GS</b>	<b>CG</b>	<b>SH</b>	<b>SV</b>	<b>IP</b>	<b>H</b>	<b>R</b>	<b>ER</b>	<b>HR</b>	<b>HB</b>	<b>BB</b>	<b>SO</b>	<b>WP</b>	<b>BK</b>	<b>BAA</b>
2013	GCL Twins	0-0	1.69	6	3	0	0	0	16.0	12	7	3	0	1	3	16	1	0	.188
	Elizabethton	0-0	0.00	1	1	0	0	0	4.0	1	0	0	0	1	1	8	0	0	.077
2014	Cedar Rapids	3-5	2.59	19	19	0	0	0	87.0	75	36	25	4	7	24	62	6	0	.233
<b>Minor League Totals</b>		<b>3-5</b>	<b>2.36</b>	<b>26</b>	<b>23</b>	<b>0</b>	<b>0</b>	<b>0</b>	<b>107.0</b>	<b>88</b>	<b>43</b>	<b>28</b>	<b>4</b>	<b>9</b>	<b>28</b>	<b>86</b>	<b>7</b>	<b>0</b>	<b>.221</b>

STIREWALT, TYLER JAMES

PITCHER

<b>HEIGHT:</b> 6-3				<b>BATS:</b> R				<b>BORN:</b> 12/6/1990 in Riverside, CA											
<b>WEIGHT:</b> 210				<b>THROWS:</b> R				<b>RESIDES:</b> San Bernardino, CA											
<b>SIGNED BY:</b> Elliott Strankman				<b>SCHOOL:</b> Fresno State University															
<b>HOW OBTAINED:</b> Twins 21st round pick in the 2013 First-Year Player Draft.																			
<b>YEAR</b>	<b>TEAM</b>	<b>W-L</b>	<b>ERA</b>	<b>G</b>	<b>GS</b>	<b>CG</b>	<b>SH</b>	<b>SV</b>	<b>IP</b>	<b>H</b>	<b>R</b>	<b>ER</b>	<b>HR</b>	<b>HB</b>	<b>BB</b>	<b>SO</b>	<b>WP</b>	<b>BK</b>	<b>BAA</b>
2013	GCL Twins	1-1	0.57	12	0	0	0	1	15.2	8	1	1	0	1	5	20	1	0	.148
2014		DID NOT PLAY - INJURED																	
<b>Minor League Totals</b>		<b>1-1</b>	<b>0.57</b>	<b>12</b>	<b>0</b>	<b>0</b>	<b>0</b>	<b>1</b>	<b>15.2</b>	<b>8</b>	<b>1</b>	<b>1</b>	<b>0</b>	<b>1</b>	<b>5</b>	<b>20</b>	<b>1</b>	<b>0</b>	<b>.148</b>

SUMMERS, MATTHEW LAWRENCE (MATT)

PITCHER

<b>HEIGHT:</b> 6-1		<b>BATS:</b> L		<b>BORN:</b> 8/17/1989 in Glendale, AZ															
<b>WEIGHT:</b> 206		<b>THROWS:</b> R		<b>RESIDES:</b> Cave Creek, AZ															
<b>SIGNED BY:</b> John Leavitt		<b>SCHOOL:</b> University of California - Irvine																	
<b>HOW OBTAINED:</b> Twins 4th round pick in the 2011 First-Year Player Draft.																			
2014: Spent entire season with Double-A New Britain...appeared in a career-high 28 games...2013: Began the season with Single-A Ft. Myers where he made 21 starts, including his second career complete game shutout July 7, allowing two hits, no walks and seven strikeouts...transferred to Double-A New Britain August 5 and made six appearances before being transferred back to Ft. Myers August 19...finished the season leading the Florida State League in ERA, WHIP (1.11) and opponent average (.222)...2011: Ranked 21st best prospect in Twins organization by Baseball America entering 2012...PERSONAL: Big West Pitcher of the Year his final season at UC-Irvine...went 11-4, 2.15 ERA...three school's fourth no-hitter with a 2-0 shutout over Long Beach State...also named a Baseball America Third-Year All-American.																			
YEAR	TEAM	W-L	ERA	G	GS	CG	SH	SV	IP	H	R	ER	HR	HB	BB	SO	WP	BK	BAA
2011	Elizabethton	1-1	0.87	20	0	0	0	6	20.2	11	2	2	0	1	5	36	0	0	.153
2012	Beloit	9-4	3.55	19	18	1	1	0	109.0	103	56	43	9	6	34	71	13	0	.249
	Ft. Myers	2-3	4.81	9	8	0	0	0	39.1	46	24	21	7	2	25	26	2	1	.307
2013	New Britain	1-2	6.45	6	5	0	0	0	22.1	25	17	16	1	2	12	13	0	0	.284
	Ft. Myers	6-5	2.47	21	21	1	1	0	120.1	100	38	33	2	8	34	87	4	2	.222
2014	New Britain	2-4	6.79	28	6	0	0	1	53.0	64	46	40	5	5	21	54	7	0	.300
Minor League Totals		21-19	3.83	103	58	2	2	7	364.2	349	183	155	24	24	131	287	26	3	.251

SUMIAGA, CARLOS ALEJANDRO

PITCHER

<b>HEIGHT:</b> 6-2		<b>BATS:</b> R		<b>BORN:</b> 5/26/1997 in Margarita, VZ															
<b>WEIGHT:</b> 180		<b>THROWS:</b> R		<b>RESIDES:</b> La Asuncion, VZ															
<b>SIGNED BY:</b> Jose Leon		<b>SCHOOL:</b> - -																	
<b>HOW OBTAINED:</b> Signed as an undrafted free agent, September 19, 2014.																			
<b>YEAR</b>	<b>TEAM</b>	<b>W-L</b>	<b>ERA</b>	<b>G</b>	<b>GS</b>	<b>CG</b>	<b>SH</b>	<b>SV</b>	<b>IP</b>	<b>H</b>	<b>R</b>	<b>ER</b>	<b>HR</b>	<b>HB</b>	<b>BB</b>	<b>SO</b>	<b>WP</b>	<b>BK</b>	<b>BAA</b>
2015 will be his first season of professional baseball																			

SWIM, ALEX EDWARD

CATCHER

<b>HEIGHT:</b> 5-11			<b>BATS:</b> S			<b>BORN:</b> 3/26/1991 in Greensboro, NC													
<b>WEIGHT:</b> 181			<b>THROWS:</b> R			<b>RESIDES:</b> Greensboro, NC													
<b>SIGNED BY:</b> Ricky Taylor			<b>SCHOOL:</b> Elon University																
<b>HOW OBTAINED:</b> Twins 22nd round pick in the 2013 First-Year Player Draft.																			
<b>2014:</b> Joined Single-A Cedar Rapids June 19 after a one-game appearance with Single-A Ft. Myers...spent the rest of the season with the Miracle...played 46 of his 63 games in rightfield...had a career-best 14 game hitting streak June 30-July 18, hitting .429 (24-for-56) with two doubles and 12 RBI in that span...batted .332 (61-for-184) right-handed compared to a .241 (13-for-54) mark left-handed... <b>PERSONAL:</b> Finished his Elon career ranked in the top 10 in hits (222, 9th) and at-bats (703, 10th).																			
<b>YEAR</b>	<b>TEAM</b>	<b>AVG</b>	<b>G</b>	<b>AB</b>	<b>R</b>	<b>H</b>	<b>2B</b>	<b>3B</b>	<b>HR</b>	<b>RBI</b>	<b>SH</b>	<b>SF</b>	<b>HB</b>	<b>BB</b>	<b>SO</b>	<b>SB</b>	<b>CS</b>	<b>E</b>	<b>OBP</b>
2013	GCL Twins	.287	37	122	16	35	7	0	0	12	2	3	1	14	14	0	0	5	.357
2014	Ft. Myers	.333	1	3	0	1	0	0	0	0	0	0	0	0	0	0	0	0	.333
	Cedar Rapids	.311	63	238	27	74	9	0	0	31	1	2	1	15	26	0	2	4	.352
<b>Minor League Totals</b>		<b>.303</b>	<b>101</b>	<b>363</b>	<b>43</b>	<b>110</b>	<b>16</b>	<b>0</b>	<b>0</b>	<b>43</b>	<b>3</b>	<b>5</b>	<b>2</b>	<b>29</b>	<b>40</b>	<b>0</b>	<b>2</b>	<b>9</b>	<b>.353</b>



**TAPIA, ALEXIS JAVIER**
**PITCHER**
**HEIGHT:** 6-2

**WEIGHT:** 195

**SIGNED BY:** Jose Leon

**HOW OBTAINED:** Signed as an undrafted free agent, September 17, 2012.

**BATS:** R

**THROWS:** R

**SCHOOL:** --

**BORN:** 8/10/1995 in Valencia, Carabobo, VZ

**RESIDES:** Valencia, Carabobo, VZ

2014: Spent entire season with the GCL Twins, appearing in 12 games...led club in wins...allowed two runs or less in six of eight starts...only two home runs he gave up in 45.0 innings came in his last appearance...3.57 ERA (35.1 IP, 14 ER) as a starter compared to a 1.86 ERA (9.2 IP, 2 ER) pitching in relief...2013: Ranked the 29th best prospect in the Twins system by *Baseball America* entering 2014.

YEAR	TEAM	W-L	ERA	G	GS	CG	SH	SV	IP	H	R	ER	HR	HB	BB	SO	WP	BK	BAA
2013	DSL Twins	2-1	2.13	11	7	0	0	0	42.1	32	13	10	2	1	5	31	3	0	.203
2014	GCL Twins	5-2	3.20	12	8	0	0	0	45.0	41	18	16	2	5	6	36	4	1	.236
Minor League Totals		7-3	2.68	23	15	0	0	0	87.1	73	31	26	4	6	11	67	7	1	.220

**TAPIA, RONI ANTONIO**
**THIRD BASEMAN**
**HEIGHT:** 6-3

**WEIGHT:** 175

**SIGNED BY:** Fred Guerrero

**HOW OBTAINED:** Signed as an undrafted free agent, July 2, 2013.

**BATS:** R

**THROWS:** R

**SCHOOL:** --

**BORN:** 4/3/1997 in Jima Abajo, DR

**RESIDES:** Puerto Plata, DR

2014: Spent his first professional season with the DSL Twins...led the club in hits and doubles.

YEAR	TEAM	AVG	G	AB	R	H	2B	3B	HR	RBI	SH	SF	HB	BB	SO	SB	CS	E	OBP
2014	DSL Twins	.269	50	197	19	53	15	4	0	26	0	1	1	10	56	0	1	22	.306
Minor League Totals		.269	50	197	19	53	15	4	0	26	0	1	1	10	56	0	1	22	.306

**THEOFANPOULOS, MICHAEL VASILIOS**
**PITCHER**
**HEIGHT:** 6-0

**WEIGHT:** 194

**SIGNED BY:** Elliot Strankman

**HOW OBTAINED:** Twins 30th round pick in the 2014 First-Year Player Draft.

**BATS:** L

**THROWS:** L

**SCHOOL:** University of California - Berkeley

**BORN:** 8/5/1992 in Walnut Creek, CA

**RESIDES:** Pleasanton, CA

2014: Spent his first professional season with the GCL Twins, making five starts and six relief appearances...went 0-2, 6.46 ERA (15.1 IP, 11 ER) as a starter compared to a 2-1, 1.46 ERA (12.1 IP, 2 ER) as a reliever.

YEAR	TEAM	W-L	ERA	G	GS	CG	SH	SV	IP	H	R	ER	HR	HB	BB	SO	WP	BK	BAA
2014	GCL Twins	2-3	4.23	11	5	0	0	0	27.2	35	27	13	2	1	10	30	5	0	.292
Minor League Totals		2-3	4.23	11	5	0	0	0	27.2	35	27	13	2	1	10	30	5	0	.292

**THOMAS, ANTHONY DARRELL (TONY)**
**INFILDER**
**HEIGHT:** 5-10

**WEIGHT:** 196

**ORIGINALLY SIGNED BY:** Cubs 3rd round pick in the 2007 First-Year Player Draft.

**HOW OBTAINED:** Signed as a minor league free agent, February 4, 2014.

**BATS:** R

**THROWS:** R

**BORN:** 7/10/1986 in New Orleans, LA

**RESIDES:** Valrico, FL

**SCHOOL:** Florida State University

2014: Spent the entire season with Double-A New Britain...played 53 of his team-high 129 games at second base, 33 at shortstop, 27 in leftfield, 12 in rightfield and three at third base...led the Rock Cats in triples...led all Twins minor league second baseman with 12 home runs...named a Midseason Eastern League All-Star...named second baseman on the MiLB.com Twins organizational All-Star team...**PERSONAL:** 2007 ACC Player of the Year at Florida State...named National Player of the Year by Collegiate Baseball and Rivals.com...became the first player school history to register 30 doubles, 100 hits and 30 stolen bases in a single season (2007)...played football as a sophomore and junior...two-time All-Western Conference and All-Hillsborough County first team quarterback...two-time captain and MVP...two-time winner of the Golden Stamped Award...rushed for 972 yards in eight games in 2003, averaging 9.8 yards per carry...Second-Team All-Western Conference running back in 2002-2003...uncle, Maurice Hurts, played for the New England Patriots.

YEAR	TEAM	AVG	G	AB	R	H	2B	3B	HR	RBI	SH	SF	HB	BB	SO	SB	CS	E	OBP
2007	AZL Cubs	.176	5	17	7	3	0	2	0	6	0	1	1	2	5	0	0	2	.286
	Boise	.308	46	182	44	56	12	8	5	33	1	1	5	25	41	28	2	9	.404
2008	Daytona	.266	113	443	62	118	30	4	7	43	9	4	3	34	113	22	10	6	.320
2009	Tennessee	.251	125	427	66	107	24	1	11	41	5	4	11	50	106	13	13	17	.341
2010	Tennessee	.276	116	402	67	111	29	11	11	73	2	5	7	33	100	15	2	16	.338
2011	Portland	.300	6	20	3	6	1	0	0	1	0	0	0	1	7	3	0	1	.333
	Pawtucket	.212	80	278	35	59	17	1	8	32	0	3	4	21	74	11	3	6	.275
2012	Pawtucket	.242	68	223	35	54	10	2	10	30	0	4	1	22	64	12	1	5	.308
2013	Portland	.220	107	418	51	92	25	7	11	68	0	5	8	33	113	16	2	11	.287
	Pawtucket	.283	16	60	7	17	4	2	0	3	0	0	0	3	17	2	0	0	.317
2014	New Britain	.241	129	453	71	109	29	6	12	45	0	3	4	37	141	14	4	13	.302
Minor League Totals		.250	811	2923	448	732	181	44	75	375	17	30	44	261	781	136	37	86	.318



THORPE, LEWIS JAMES

PITCHER

HEIGHT: 6-1				BATS: R				BORN: 11/23/1995 in Melbourne, AUS											
WEIGHT: 217				THROWS: L				RESIDES: Melbourne, AUS											
SIGNED BY: Howard Norsetter				SCHOOL: - -															
HOW OBTAINED: Signed as an undrafted free agent, July 12, 2012.																			
2014: Spent the entire season with Single-A Cedar Rapids as one of the team's primary starters...tossed a season-best 6.0 scoreless innings with seven strikeouts August 9 against Kane County...led the Kernels starting staff with a 10.11 strikeouts-per-9.0 innings...named the 11th best prospect in the Twins system by <i>Baseball America</i> entering 2015. 2013: Spent his first professional season with the GCL Twins, making eight starts and four relief appearances...led the GCL with his 64 strikeouts...pitched for Melbourne in the Australian Baseball League following the season...ranked the seventh best prospect in the Gulf Coast League and seventh best prospect in the Twins organization by <i>Baseball America</i> ...named the eighth best prospect in the Twins system by both MLB.com and Baseball Prospectus.																			
YEAR	TEAM	W-L	ERA	G	GS	CG	SH	SV	IP	H	R	ER	HR	HB	BB	SO	WP	BK	BAA
2013	GCL Twins	4-1	2.05	12	8	0	0	0	44.0	32	13	10	2	2	6	64	3	0	.203
2014	Cedar Rapids	3-2	3.52	16	16	0	0	0	71.2	62	37	28	7	5	36	80	8	1	.232
Minor League Totals		7-3	2.96	28	24	0	0	0	115.2	94	50	38	9	7	42	144	11	1	.221

TILLERY, ZACHARY STEPHEN [ZACH]

PITCHER

HEIGHT: 6-4		BATS: R		BORN: 1/12/1993 in Naples, FL															
WEIGHT: 218		THROWS: R		RESIDES: Naples, FL															
SIGNED BY: Freddie Thon		SCHOOL: Florida Gulf Coast University																	
HOW OBTAINED: Twins 13th round pick in the 2014 First-Year Player Draft.																			
<b>2014:</b> Spent his entire first professional season with GCL Twins despite a one-game stint with Rookie Elizabethton...1-1, 2.20 ERA (16.1 IP, 4 ER) in six relief appearances compared to a 1-2, 2.41 ERA (18.2 IP, 5 ER) in five starts... <b>PERSONAL:</b> Named to the Atlantic Sun All-Freshman team in 2012 for Florida Gulf Coast University...hit .314 in 50 games as the everyday third-baseman for the Eagles in 2014...picked up 58 hits, 10 doubles, one triple, six home runs and 39 RBI while building a .476 slugging percentage and a .388 on-base percentage...began the season as a starter before moving to the bullpen and posted a 4.04 ERA and a 2-2 record with five saves in 16 appearances as a junior...threw a total of 35.2 innings, allowed 39 hits, gave up 16 earned runs and walked just 14 against 28 strikeouts while opponents hit .285...hit .279 in three seasons while collecting 142 hits, 17 doubles, two triples, eight home runs and drove in a total of 79 runs...on the mound, Tillery built a 3.94 career ERA with a 7-4 record and five saves in 33 appearances and 15 starts...struckout 56 batters and allow 42 earned runs while opponents hit .274.																			
YEAR	TEAM	W-L	ERA	G	GS	CG	SH	SV	IP	H	R	ER	HR	HB	BB	SO	WP	BK	BAA
2014	GCL Twins	2-3	2.31	11	5	0	0	0	35.0	27	11	9	0	2	9	25	3	0	.214
	Elizabethton	0-0	3.00	1	0	0	0	0	3.0	2	1	1	0	0	0	2	0	1	.182
Minor League Totals		2-3	2.37	12	5	0	0	0	38.0	29	12	10	0	2	9	27	3	1	.212

TOVAR, ANTONIO JESUS

CATCHER

HEIGHT: 6-0					BATS: R					BORN: 6/1/1996 in Santa Teresa del Tuy, Miranda, VZ														
WEIGHT: 196					THROWS: R					RESIDES: Santa Teresa del Tuy, Miranda, VZ														
SIGNED BY: Jose Leon					SCHOOL: - -																			
HOW OBTAINED: Signed as an undrafted free agent, July 9, 2012.																								
YEAR	TEAM	AVG	G	AB	R	H	2B	3B	HR	RBI	SH	SF	HB	BB	SO	SB	CS	E	OBP					
2013	DSL Twins	.191	44	131	15	25	2	0	0	7	1	0	2	24	29	12	1	1	.325					
2014	DSL Twins	.253	61	194	23	49	6	5	0	32	1	6	3	41	35	9	11	2	.381					
Minor League Totals		.228	105	325	38	74	8	5	0	39	2	6	5	65	64	21	12	3	.359					

TURNER, RANDY STUART [STUART]

CATCHER

SEE PAGE 149

TURPEN, DANIEL DEAN

PITCHER

HEIGHT: 6-4		BATS: R										BORN: 8/17/1986 in McMinnville, OR									
WEIGHT: 250		THROWS: R										RESIDES: McMinnville, OR									
ORIGINALLY SIGNED BY: Giants 8th round pick in the 2007 First-Year Player Draft.		SCHOOL: Oregon State University																			
HOW OBTAINED: Trade with Rockies in exchange for Kevin Slowey, December 5, 2011.																					
2014: Spent entire season with Double-A New Britain...worked at least 1.0 inning in 37 of his 39 appearances out of the bullpen...PERSONAL: Member of 2006 and 07 College World Series Championship teams at Oregon State.																					
YEAR	TEAM	W-L	ERA	G	GS	CG	SH	SV	IP	H	R	ER	HR	HB	BB	SO	WP	BK	BAA		
2007	AZL Giants	0-0	0.00	4	0	0	0	0	9.1	10	1	0	0	0	3	5	1	0	.286		
	Salem-Keizer	0-0	1.86	10	0	0	0	0	19.1	15	6	4	1	2	7	18	3	0	.217		
2008	Augusta	5-4	3.45	40	0	0	0	5	62.2	67	26	24	2	3	13	48	9	0	.266		
	San Jose	0-0	4.91	6	0	0	0	0	11.0	11	7	6	0	1	6	11	0	0	.262		
2009	San Jose	4-2	1.24	46	0	0	0	7	65.1	56	15	9	1	4	22	55	3	0	.234		
	Fresno	0-0	0.00	1	0	0	0	0	2.1	1	2	0	0	0	2	1	0	0	.143		
2010	Richmond	5-5	4.09	37	0	0	0	1	50.2	55	24	23	4	1	19	42	2	0	.278		
	Portland	2-1	4.91	12	0	0	0	3	18.1	18	11	10	0	2	9	18	1	0	.261		
2011	Tulsa	2-4	4.83	48	1	0	0	11	59.2	63	34	32	5	2	35	33	6	0	.284		
2012	New Britain	3-2	4.25	33	0	0	0	5	53.0	52	28	25	4	3	23	59	5	0	.255		
	Rochester	0-0	4.74	13	0	0	0	2	19.0	16	15	10	1	3	15	15	0	0	.235		
2013	Rochester	2-0	6.93	21	0	0	0	1	24.2	34	24	19	6	2	13	19	2	1	.337		
	New Britain	1-1	3.79	26	0	0	0	3	40.1	35	22	17	3	1	27	30	1	0	.236		
2014	New Britain	5-2	4.48	40	1	0	0	3	62.1	53	33	31	5	3	30	62	7	0	.226		
Minor League Totals		29-21	3.80	337	2	0	0	42	498.0	486	248	210	32	27	224	416	40	1	.257		



## VALERA, RAFAEL PASTOR

## SECOND BASEMAN

HEIGHT: 5-11

WEIGHT: 180

SIGNED BY: Jose Leon

BATS: R

THROWS: R

SCHOOL: --

BORN: 8/15/1994 in Barquisimeto, VZ

RESIDES: Barquisimeto, VZ

HOW OBTAINED: Signed as an undrafted free agent, September 8, 2011.

YEAR	TEAM	AVG	G	AB	R	H	2B	3B	HR	RBI	SH	SF	HB	BB	SO	SB	CS	E	OBP
2012	DSL Twins	.244	40	131	23	32	3	1	0	12	1	1	3	22	29	8	4	11	.363
2013	DSL Twins	.257	55	171	31	44	5	2	0	28	2	3	7	42	28	19	10	10	.417
2014	Ft. Myers	.111	3	9	0	1	1	0	0	0	0	0	0	1	3	0	0	0	.200
	GCL Twins	.254	47	138	23	35	8	2	0	14	1	1	5	21	17	13	2	11	.370
Minor League Totals		.249	145	449	77	112	17	5	0	54	4	5	15	86	77	40	16	32	.384

## VAN STEENSEL, TODD BERTRAM

## PITCHER

HEIGHT: 6-1

WEIGHT: 216

ORIGINALLY SIGNED BY: Signed by Phillies as an undrafted free agent, 1/16/08.

HOW OBTAINED: Signed as a minor league free agent, February 6, 2014.

BATS: R

THROWS: R

BORN: 1/14/1991 in Sydney New South Wales, AUS

RESIDES: Blacktown New South Wales, AUS

SCHOOL: --

2014: Started season with Single-A Cedar Rapids...notched a team-high eight saves despite appearing in only 23 games...allowed just two earned runs in his last 15.2 innings with the Kernels...named Twins minor league Player of the Week June 13; didn't allow an earned run over 3.1 innings with five strikeouts and two saves...promoted to Single-A Ft. Myers July 7 where he finished the year...three of his four earned runs he allowed for the Miracle were in his third appearance with the club...surrendered just one earned run in his final 20.2 innings...combined 1.39 ERA (58.1 IP, 9 ER) was second best in the entire Twins organization.

YEAR	TEAM	W-L	ERA	G	GS	CG	SH	SV	IP	H	R	ER	HR	HB	BB	SO	WP	BK	BAA
2009	GCL Phillies	2-1	5.83	12	5	0	0	0	29.1	38	21	19	3	2	8	29	3	0	.314
2010	DID NOT PLAY																		
2011	Elizabethton	5-2	5.68	13	10	0	0	0	57.0	60	40	36	10	3	17	58	6	1	.263
2012	Kinheim	0-0	2.79	6	0	0	0	0	9.2	10	3	3	1	1	1	12	1	0	--
2013	DID NOT PLAY																		
2014	Cedar Rapids	0-0	1.30	23	0	0	0	8	34.2	23	5	5	4	4	9	45	2	0	.189
	Ft. Myers	1-0	1.52	16	0	0	0	1	23.2	15	4	4	0	0	15	26	3	0	.181
Minor League Totals		8-3	3.98	64	15	0	0	9	144.2	136	70	64	17	9	49	158	14	1	.245
Dutch Major League		0-0	2.79	6	0	0	0	0	9.2	10	3	3	1	1	1	12	1	0	--

## VAVRA, TANNER JOSEPH

## INFIELDER

HEIGHT: 5-11

WEIGHT: 182

SIGNED BY: Jeff Pohl

HOW OBTAINED: Twins 30th round pick in the 2013 First-Year Player Draft.

BATS: R

THROWS: R

SCHOOL: Valparaiso University

BORN: 7/6/1989 in Helena, MT

RESIDES: Menomonie, WI

2014: Spent entire season with Single-A Cedar Rapids...hit first professional home run July 23...PERSONAL: 2012 All-Horizon League selection for Valparaiso University...one of five winners of the 2012 Tom Walter College Baseball Inspiration Award...award is named for Wake Forest University's head coach Tom Walter, who donated his kidney to freshman outfielder Kevin Jordan before the 2011 season...son of Twins bench coach Joe Vavra and brother of Twins minor league Trey Vavra.

YEAR	TEAM	AVG	G	AB	R	H	2B	3B	HR	RBI	SH	SF	HB	BB	SO	SB	CS	E	OBP
2013	Elizabethton	.246	42	134	20	33	3	1	0	8	4	1	3	21	36	1	2	6	.358
2014	Cedar Rapids	.258	81	279	39	72	14	1	1	22	11	0	11	26	69	7	3	9	.345
Minor League Totals		.254	123	413	59	105	17	2	1	30	15	1	14	47	105	8	5	15	.349

## VAVRA, TREYSEN HOWARD (TREY)

## INFIELDER

HEIGHT: 5-11

WEIGHT: 204

SIGNED BY: Brett Dowdy

HOW OBTAINED: Twins 33rd round pick in the 2014 First-Year Player Draft.

BATS: R

THROWS: R

SCHOOL: Florida Southern College

BORN: 9/17/1991 in Mesa, AZ

RESIDES: Menomonie, WI

2014: Collected two hits and four RBI in his professional debut...hit his first professional home run July 12 against Danville...had a season-high three hits and six RBI July 28...20 doubles led the Appalachian League...led the E-Twins and finished fourth in the Appy League with a .319 average (59-for-185)...PERSONAL: Son of Twins bench coach Joe Vavra and brother of Twins minor league Tanner Vavra.

YEAR	TEAM	AVG	G	AB	R	H	2B	3B	HR	RBI	SH	SF	HB	BB	SO	SB	CS	E	OBP
2014	Elizabethton	.319	50	185	32	59	20	1	1	34	0	1	5	18	37	1	2	5	.392
Minor League Totals		.319	50	185	32	59	20	1	1	34	0	1	5	18	37	1	2	5	.392

## VELEZ, JOSE ANGEL DE JESUS JR.

## PITCHER

HEIGHT: 6-1

WEIGHT: 206

SIGNED BY: Billy Milos

HOW OBTAINED: Signed as an undrafted free agent, September 23, 2014.

BATS: R

THROWS: R

SCHOOL: Alma College

BORN: 9/5/1989 in New York City, NY

RESIDES: Odessa, FL

YEAR	TEAM	W-L	ERA	G	GS	CG	SH	SV	IP	H	R	ER	HR	HB	BB	SO	WP	BK	BAA
2013	Evansville	0-1	1.00	4	2	0	0	0	9.0	6	3	1	0	2	6	8	0	0	-
2014	Evansville	2-5	2.53	30	5	3	0	1	57.0	44	25	16	2	4	33	82	7	2	-
Independent League Totals		2-6	2.32	34	7	3	0	1	66.0	50	28	17	2	6	39	90	7	2	-

MINOR LEAGUES



VERKERK, RUAR GEERT JOHANNES

INFIELDER

HEIGHT: 6-3			BATS: L			BORN: 9/5/1996 in Zwijndrecht, Netherlands													
WEIGHT: 180			THROWS: R			RESIDES: Hendrik-Ido-Ambacht, Netherlands													
SIGNED BY: Howard Norsetter			SCHOOL: - -																
HOW OBTAINED: Signed as an undrafted free agent, July 4, 2013.																			
YEAR	TEAM	AVG	G	AB	R	H	2B	3B	HR	RBI	SH	SF	HB	BB	SO	SB	CS	E	OBP
2013	Neptunus	.125	2	8	1	1	0	0	0	0	0	0	0	0	2	0	0	0	.125
2014	GCL Twins	.147	25	68	7	10	0	0	0	3	2	0	1	5	20	0	2	5	.216
Minor League Totals		.147	25	68	7	10	0	0	0	3	2	0	1	5	20	0	2	5	.216
Dutch Major League		.125	2	8	1	1	0	0	0	0	0	0	0	0	2	0	0	0	.125

VIELMA, ENGELB

SHORTSTOP

HEIGHT: 5-11		BATS: S		BORN: 6/22/1994 in Maracaibo, VZ															
WEIGHT: 150		THROWS: R		RESIDES: Maracaibo, VZ															
SIGNED BY: Jose Leon		SCHOOL: --																	
HOW OBTAINED: Signed as an undrafted free agent, September 8, 2011.																			
2014: Spent the entire season with Single-A Cedar Rapids as the team's primary shortstop...named Twins minor league Player of the Week May 9, batting .423 (11-for-26) with two doubles, one triple, eight runs scored and three RBI in seven games...hit his first professional home run August 19, a solo shot against Quad Cities...set career-highs in games, at-bats, runs, hits, doubles, triples, RBI and walks...named the 22nd best prospect and best defensive infielder in the Twins system by Baseball America entering 2015.																			
YEAR	TEAM	AVG	G	AB	R	H	2B	3B	HR	RBI	SH	SF	HB	BB	SO	SB	CS	E	OBP
2012	DSL Twins	.268	44	157	24	42	4	3	0	19	0	2	4	18	27	16	5	18	.354
2013	GCL Twins	.237	42	131	20	31	3	0	0	11	2	2	2	15	23	7	3	13	.320
	Elizabethhton	.217	6	23	7	5	0	0	0	1	0	0	2	1	7	1	0	1	.308
2014	Cedar Rapids	.266	112	418	63	111	13	4	1	33	5	5	3	28	71	10	6	18	.313
Minor League Totals		.259	204	729	114	189	20	7	1	64	7	9	11	62	128	34	14	50	.323

WADE, LOGAN GREGORY

SHORTSTOP

<b>HEIGHT:</b> 6-1		<b>BATS:</b> S		<b>BORN:</b> 11/13/1991 in Brisbane, Queensland, AUS															
<b>WEIGHT:</b> 192		<b>THROWS:</b> R		<b>RESIDES:</b> Brisbane, Queensland, AUS															
<b>SIGNED BY:</b> Howard Norsetter		<b>SCHOOL:</b> - -																	
<b>HOW OBTAINED:</b> Signed as an undrafted free agent, April 12, 2012.																			
2014: Began the season with Single-A Cedar Rapids...placed on the 7-day disabled list with a dislocated left shoulder May 8...assigned to GCL Twins for rehab assignment June 20...reinstated from DL July 9 and finished season with Kernels...homered and drove in a career-high four runs in his first game back...2013: Spent the entire season with Rookie Level Elizabethton...led the E-Twins in average.																			
YEAR	TEAM	AVG	G	AB	R	H	2B	3B	HR	RBI	SH	SF	HB	BB	SO	SB	CS	E	OBP
2012	GCL Twins	.234	39	124	12	29	6	4	1	10	2	0	0	12	29	2	2	7	.301
2013	Elizabethton	.303	32	99	10	30	3	3	2	12	1	1	0	5	33	2	2	3	.333
2014	GCL Twins	.132	10	38	3	5	2	0	0	1	0	0	0	3	8	2	0	1	.195
	Cedar Rapids	.233	75	279	36	65	12	4	7	38	3	3	0	16	64	4	7	13	.272
Minor League Totals		.239	156	540	61	129	23	11	10	61	6	4	0	36	134	10	11	24	.284

WALKER II, ADAM BRETT

OUTFIELDER

HEIGHT: 6-4

WEIGHT: 223

SIGNED BY: Billy Corrigan

HOW OBTAINED: Twins 3rd round pick in the 2012 First-Year Player Draft.

BATS: R

THROWS: R

SCHOOL: Jacksonville University

BORN: 10/18/1991 in Milwaukee, WI

RESIDES: Milwaukee, WI

**2014:** Spent the entire season with Single-A Ft. Myers...named Twins minor league Player of the Week May 23 after hitting .345 (10-for-29) with three home runs, 12 RBI and two doubles in seven games...hit 25 home runs with 94 RBI, both ranked first in the Twins minor league system...played in 132 games, ninth most in the entire Twins organization...selected to the Florida State League Mid- and Postseason All-Star teams...named the MVP of the FSL Midseason All-Star game after going 3-for-5 with a home run and a double for the South...won the FSL Home Run Derby with 36 points in the final, beating out Daytona's Bijan Rademacher (23 points)...named the best power prospect in the Florida State League by *Baseball America's* Best Tools survey and as the Twins 17th best prospect entering 2015...named an MLB.com organizational All-Star.
**2013:** Spent the entire season with Single-A Cedar Rapids...was named the Midwest League Player of the Week three times on the season, April 29, May 13 and July 15...hit two home runs and drove in seven April 26...hit a home run in three straight games July 11-13...had seven home runs in a eight game stretch July 11-19...tied for the team lead in games played and led the team in at-bats, runs, hits, doubles, home runs and RBI...was named a Mid- and Postseason Midwest League All-Star...led the Midwest League in home runs, RBI and total bases, was second in slugging percentage (.526), runs scored, extra-base hits (65) and home runs per at-bat (1 HR/18.81 AB)...was named the 15th best prospect in the Midwest League, and 16th in the Twins system, following the season by *Baseball America*.

YEAR	TEAM	AVG	G	AB	R	H	2B	3B	HR	RBI	SH	SF	HB	BB	SO	SB	CS	E	OBP
2012	Elizabethton	.250	58	232	44	58	7	4	14	45	0	0	1	19	76	4	0	5	.310
2013	Cedar Rapids	.278	129	508	83	141	31	7	27	109	0	9	4	31	115	10	0	4	.319
2014	Ft. Myers	.246	132	505	78	124	19	1	25	94	0	3	2	44	156	9	5	6	.307
Minor League Totals		.259	319	1245	205	323	57	12	66	248	0	12	7	94	347	23	5	15	.312



## WALKER, RYAN JOEL

## SHORTSTOP

HEIGHT: 6-1

WEIGHT: 157

SIGNED BY: Marty Esposito

HOW OBTAINED: Twins 18th round pick in the 2013 First-Year Player Draft.

BATS: L

THROWS: R

SCHOOL: University of Texas at Arlington

BORN: 3/26/1992 in Arlington, TX

RESIDES: Arlington, TX

2014: Spent the entire season with Single-A Cedar Rapids...played 39 games at second base and 31 at shortstop...**PERSONAL:** Played three seasons for UT Arlington...named Louisville Slugger Freshman All-American team...named Second-Team All-Southland Conference and was a member of the pre-season All-Southland Conference team...was a two-year varsity letterwinner at Arlington Martin High School...named first-team All-District shortstop...batted .444 as a senior and .513 as a junior.

YEAR	TEAM	AVG	G	AB	R	H	2B	3B	HR	RBI	SH	SF	HB	BB	SO	SB	CS	E	OBP
2013	Elizabethton	.267	42	135	18	36	4	0	1	14	0	3	0	17	27	4	1	5	.342
	Cedar Rapids	.250	6	20	3	5	1	0	0	2	1	0	1	0	4	0	0	4	.286
2014	Cedar Rapids	.239	76	268	38	64	8	4	0	24	1	5	1	23	60	9	3	10	.296
Minor League Totals		.248	124	423	59	105	13	4	1	40	2	8	2	40	91	13	4	19	.311

## WELLS, LACHLAN ROBERT

## PITCHER

HEIGHT: 6-1

WEIGHT: 175

SIGNED BY: Howard Norsetter

HOW OBTAINED: Signed as an undrafted free agent, August 11, 2014.

BATS: L

THROWS: L

SCHOOL: --

BORN: 2/27/1997 in Newcastle, AUS

RESIDES: Belmont South, AUS

YEAR	TEAM	W-L	ERA	G	GS	CG	SH	SV	IP	H	R	ER	HR	HB	BB	SO	WP	BK	BAA
2015 will be his first season in professional baseball.																			

## WESTPHAL, LUKE DANIEL

## PITCHER

HEIGHT: 6-3

WEIGHT: 228

SIGNED BY: --

HOW OBTAINED: Signed as an undrafted free agent, January 31, 2015.

BATS: L

THROWS: L

SCHOOL: University of Wisconsin - Oshkosh

BORN: 6/14/1989 in Clintonville, WI

RESIDES: Clintonville, WI

YEAR	TEAM	W-L	ERA	G	GS	CG	SH	SV	IP	H	R	ER	HR	HB	BB	SO	WP	BK	BAA
2013	Gateway	0-0	1.59	13	0	0	0	0	17.0	13	3	3	0	1	11	21	3	0	--
2014	Gateway	3-5	2.91	35	1	0	0	1	52.2	43	22	17	2	0	39	68	8	1	--
Independent League Totals		3-5	2.58	48	1	0	0	1	69.2	56	25	20	2	1	50	89	11	1	--

## WHITE, TAYLOR JOSEPH (TJ)

## INFIELDER

HEIGHT: 5-11

WEIGHT: 215

SIGNED BY: Ted Williams

HOW OBTAINED: Twins 18th round pick in the 2014 First-Year Player Draft.

BATS: R

THROWS: R

SCHOOL: University of Nevada - Las Vegas

BORN: 1/24/1992 in Las Vegas, NV

RESIDES: Las Vegas, NV

2014: Played in eight games for the GCL Twins before being transferred to Rookie Elizabethton August 18...**PERSONAL:** Was a two-time Second-Team All-Mountain West Conference at UNLV...finished 2014 with a .318 average and 38 RBI to go along with 46 runs...was a three-year letterman at national power Bishop Gorman High School, who won four consecutive Nevada State Championships and a No. 6 ranking by *Baseball America* in 2011...played every position in the infield for Gorman...went 16-2 with 120 strikeouts in 83.0 innings during his junior and senior seasons...hit 15 home runs and notched 116 RBI over his final two seasons...earned the Louisville Slugger award at the 2009 Legion World Series.

YEAR	TEAM	AVG	G	AB	R	H	2B	3B	HR	RBI	SH	SF	HB	BB	SO	SB	CS	E	OBP
2014	GCL Twins	.148	8	27	2	4	0	0	0	1	0	1	1	4	4	0	0	6	.273
	Elizabethton	.294	5	17	2	5	1	0	0	1	0	0	0	4	2	0	0	3	.429
Minor League Totals		.205	13	44	4	9	1	0	0	2	0	1	1	8	6	0	0	9	.333

## WICKENS, STEPHEN KEITH

## SHORTSTOP

HEIGHT: 5-10

WEIGHT: 177

SIGNED BY: Billy Corrigan

HOW OBTAINED: Twins 33rd round pick in the 2011 First-Year Player Draft.

BATS: R

THROWS: R

SCHOOL: Florida Gulf Coast University

BORN: 3/5/1989 in Scarborough, Ontario, Canada

RESIDES: Whitby, Ontario, Canada

2014: Began the season with Single-A Ft. Myers...hit his only home run of the year and drove in a career-high five runs June 10 against Charlotte...collected a hit in 13 of his 15 games with the Miracle before being transferred to Double-A New Britain June 19...played 21 games at second base, 20 at third base and four in leftfield for the Rock Cats...**PERSONAL:** Was a two-time Atlantic Sun All-Conference selection at Florida Gulf Coast...ranks in the top 5 in the FGCU record books in eight different career statistics.

YEAR	TEAM	AVG	G	AB	R	H	2B	3B	HR	RBI	SH	SF	HB	BB	SO	SB	CS	E	OBP
2011	GCL Twins	.245	36	106	13	26	8	1	0	10	3	0	4	17	15	1	4	4	.370
2012	Elizabethton	.424	10	33	8	14	2	2	0	4	0	1	1	5	6	1	1	0	.500
	Beloit	.284	49	169	31	48	10	0	2	26	5	1	8	29	26	7	5	11	.411
2013	Ft. Myers	.260	112	389	60	101	22	3	3	44	0	6	12	45	55	20	3	10	.350
2014	Ft. Myers	.310	15	58	11	18	2	1	1	12	0	2	0	6	12	4	1	1	.364
	New Britain	.217	57	161	20	35	6	0	0	12	3	3	3	10	29	5	3	3	.271
Minor League Totals		.264	279	916	143	242	50	7	6	108	11	13	28	112	143	38	17	29	.357



WILLIAMS, COREY ROBERT														PITCHER									
------------------------	--	--	--	--	--	--	--	--	--	--	--	--	--	---------	--	--	--	--	--	--	--	--	--

HEIGHT: 5-10	BATS: L	BORN: 7/4/1990 in Walnut Creek, CA
WEIGHT: 208	THROWS: L	RESIDES: Huntsville, AL

SIGNED BY: Earl Winn	SCHOOL: Vanderbilt University
HOW OBTAINED: Twins 3rd round pick in the 2011 First-Year Player Draft.	

2014: Missed the entire season after undergoing "Tommy John" surgery on his left elbow April 1...2012: Midwest League Postseason All-Star...2011: Ranked 13th best prospect in Twins organization by *Baseball America* entering 2012...PERSONAL: Played two seasons at Vanderbilt University...named 2007-08 All-Metro Team and All-Metro Pitcher of the Year by the Huntsville Times and All-State 3A Pitcher of the Year for Madison Academy...participated in the 2007 East Coast Professional Showcase and National Showcase and 2006-07 Alabama Baseball Coaches Association Top 100 Showcase participant...holds the Madison Academy record for most strikeouts and innings pitched...was a four-year letterwinner, starter and captain his senior year in baseball, and senior year letterwinner his senior year in cross-country.

YEAR	TEAM	W-L	ERA	G	GS	CG	SH	SV	IP	H	R	ER	HR	HB	BB	SO	WP	BK	BAA
2011	Elizabethhton	1-1	3.86	7	0	0	0	1	11.2	12	6	5	0	1	5	11	2	0	.261
2012	Beloit	4-4	3.47	47	0	0	0	17	62.1	55	29	24	5	4	33	68	4	1	.234
2013	Ft. Myers	0-2	5.16	35	0	0	0	10	45.1	44	28	26	7	8	23	43	5	0	.257
	New Britain	1-0	0.00	1	0	0	0	0	2.0	2	0	0	0	0	2	3	0	0	.250
2014	DID NOT PLAY - INJURED																		
Minor League Totals		6-7	4.08	90	0	0	0	28	121.1	113	63	55	12	13	63	125	11	1	.246

WILLIAMS, JADAMION MARQUEZ [J.D.]														OUTFIELDER									
-----------------------------------	--	--	--	--	--	--	--	--	--	--	--	--	--	------------	--	--	--	--	--	--	--	--	--

HEIGHT: 6-1	BATS: S	BORN: 11/20/1990 in Laurens, SC
WEIGHT: 205	THROWS: R	RESIDES: Odessa, FL

SIGNED BY: Billy Corrigan	SCHOOL: Brooks Debartolo Collegiate (FL) High School
HOW OBTAINED: Twins 10th round pick in the 2010 First-Year Player Draft.	

2014: Spent the entire season with Single-A Cedar Rapids as the team's primary leftfielder...placed on the disabled list with right patellar tendinitis June 1, missing 18 games...2012: Rated as the fastest baserunner in the Twins system entering 2012 by *Baseball America*.

YEAR	TEAM	AVG	G	AB	R	H	2B	3B	HR	RBI	SH	SF	HB	BB	SO	SB	CS	E	OBP
2010	GCL Twins	.214	37	112	8	24	4	1	1	9	2	0	0	10	43	5	1	1	.279
2011	Elizabethhton	.324	50	185	30	60	12	1	4	24	0	1	1	25	58	10	5	2	.406
2012	Beloit	.234	97	359	60	84	16	2	6	39	5	2	2	39	115	23	9	3	.311
2013	Cedar Rapids	.281	80	267	65	75	12	6	8	42	2	4	4	47	67	15	7	2	.391
	Ft. Myers	.236	42	140	17	33	5	0	1	16	0	1	2	19	38	11	6	1	.333
2014	Cedar Rapids	.245	75	261	34	64	19	4	3	30	1	2	5	29	71	7	2	3	.330
Minor League Totals		.257	381	1324	214	340	68	14	23	160	10	10	14	169	392	71	30	12	.345

WILSON, JARED DANIEL														PITCHER									
----------------------	--	--	--	--	--	--	--	--	--	--	--	--	--	---------	--	--	--	--	--	--	--	--	--

HEIGHT: 6-4	BATS: R	BORN: 4/26/1990 in Anaheim, CA
WEIGHT: 206	THROWS: R	RESIDES: Cypress, CA

SIGNED BY: Taylor Cameron	SCHOOL: University of California - Santa Barbara
HOW OBTAINED: Twins 19th round pick in the 2013 First-Year Player Draft.	

2014: Spent the entire season with Single-A Cedar Rapids...led all Kernels relievers with his 32 appearances and 58.0 innings...PERSONAL: Played for UCSB from 2012-13...played for Cypress CC in 2011 and was named Male Scholar Athlete of the Year...was a three time scholar athlete at Servite (CA) High School, including playing quarterback for the football team.

YEAR	TEAM	W-L	ERA	G	GS	CG	SH	SV	IP	H	R	ER	HR	HB	BB	SO	WP	BK	BAA
2013	GCL Twins	3-2	5.23	10	3	0	0	0	20.2	19	13	12	0	6	10	22	4	0	.244
2014	Cedar Rapids	3-4	2.95	32	0	0	0	0	58.0	46	26	19	6	5	25	56	0	0	.219
Minor League Totals		6-6	3.55	42	3	0	0	0	78.2	65	39	31	6	11	35	78	14	0	.226

WIMMERS, ALEXANDER MICHAEL [ALEX]														PITCHER									
-----------------------------------	--	--	--	--	--	--	--	--	--	--	--	--	--	---------	--	--	--	--	--	--	--	--	--

HEIGHT: 6-2	BATS: L	BORN: 11/1/1988 in Cincinnati, OH
WEIGHT: 212	THROWS: R	RESIDES: Cincinnati, OH

SIGNED BY: Jay Weitzel	SCHOOL: Ohio State University
HOW OBTAINED: Twins 1st round (21st overall) in the 2010 First-Year Player Draft.	

2014: Began the season with Single-A Ft. Myers, making 11 relief appearances and seven starts...transferred to Double-A New Britain on July 22 where he appeared in 13 games to finish the season...combined to set single-season career-highs in appearances (31), innings pitched (84.0) and strikeouts (97)...2012: Began season with Double-A New Britain...pitched one game before being placed on the disabled list April 21 with a right elbow injury...made one rehabilitation appearance with GCL Twins...2011: Florida State League Player of the Week August 29-September 5...ranked 25th best prospect in Twins organization by *Baseball America* entering 2012...2010: Began professional career with Single-A Ft. Myers...named Florida State League Pitcher of the Week August 30...ranked seventh best prospect in the Twins organization by *Baseball America*...PERSONAL: 2009 All-American and Big Ten co-Pitcher of the Year with Ohio State, going 9-2 with 136 strikeouts during his sophomore season...threw a perfect game at Archbishop Moeller High School, the first person in school history to do so.

YEAR	TEAM	W-L	ERA	G	GS	CG	SH	SV	IP	H	R	ER	HR	HB	BB	SO	WP	BK	BAA
2010	Ft. Myers	2-0	0.57	4	4	0	0	0	15.2	6	1	1	0	0	5	23	0	0	.113
2011	GCL Twins	0-0	0.00	1	0	0	0	0	1.0	0	0	0	0	0	1	1	0	0	.000
	Ft. Myers	2-3	4.20	12	4	1	1	1	40.2	28	22	19	5	2	22	39	7	0	.189
2012	GCL Twins	0-1	40.50	1	1	0	0	0	0.2	4	3	3	0	0	1	0	1	0	.800
	New Britain	0-0	4.15	1	1	0	0	0	4.1	6	2	2	1	0	2	3	0	0	.316
2013	GCL Twins	0-1	7.20	6	6	0	0	0	15.0	25	15	12	1	2	5	18	2	0	.357
2014	Ft. Myers	3-3	4.04	18	7	0	0	0	62.1	71	44	28	2	3	25	70	3	2	.284
	New Britain	1-0	3.74	13	1	0	0	1	21.2	19	9	9	3	0	6	27	1	0	.229
Minor League Totals		8-8	4.13	56	24	1	1	2	161.1	159	96	74	12	7	67	181	14	2	.252



**YNFANTE, GABRIEL ANTONIO**
**SECOND BASEMAN**
**HEIGHT:** 5-11

**WEIGHT:** 158

**SIGNED BY:** Jose Leon

**HOW OBTAINED:** Signed as an undrafted free agent, December 16, 2011.

**BATS:** S

**THROWS:** R

**SCHOOL:** - -

**BORN:** 11/15/1994 in Maracay, Aragua, VZ

**RESIDES:** Maracay, Aragua, VZ

YEAR	TEAM	AVG	G	AB	R	H	2B	3B	HR	RBI	SH	SF	HB	BB	SO	SB	CS	E	OBP
2012	DSL Twins	.231	47	130	20	30	1	1	0	12	4	1	7	27	41	8	2	11	.388
2013	DSL Twins	.235	43	119	19	28	4	1	1	16	2	1	2	23	30	8	2	3	.366
2014	DSL Twins	.226	39	115	19	26	7	1	0	13	1	1	11	28	25	6	4	12	.419
Minor League Totals		.231	129	364	58	84	12	3	1	41	7	3	20	78	96	22	8	26	.391

**YNDA, HUASCAR JOSE**
**PITCHER**
**HEIGHT:** 6-3

**WEIGHT:** 175

**SIGNED BY:** Fred Guerrero

**HOW OBTAINED:** Signed as an undrafted free agent, July 2, 2014

**BATS:** R

**THROWS:** R

**SCHOOL:** - -

**BORN:** 5/28/1998 in Puerto Plata, DR

**RESIDES:** Puerto Plata, DR

**2014:** Named the 27th best prospect in the Twins system by *Baseball America* entering 2015

YEAR	TEAM	W-L	ERA	G	GS	CG	SH	SV	IP	H	R	ER	HR	HB	BB	SO	WP	BK	BAA
------	------	-----	-----	---	----	----	----	----	----	---	---	----	----	----	----	----	----	----	-----

2015 will be his first season in professional baseball.

**ZAZUETA, LEONEL AARON**
**PITCHER**
**HEIGHT:** 6-0

**WEIGHT:** 178

**SIGNED BY:** Hector Otero

**HOW OBTAINED:** Signed as an undrafted free agent, August 11, 2012.

**BATS:** R

**THROWS:** R

**SCHOOL:** - -

**BORN:** 9/27/1994 in Hermosillo, Sonora, Mexico

**RESIDES:** Hermosillo, Sonora, Mexico

YEAR	TEAM	W-L	ERA	G	GS	CG	SH	SV	IP	H	R	ER	HR	HB	BB	SO	WP	BK	BAA
2013	GCL Twins	0-5	4.67	14	4	0	0	0	27.0	35	18	14	1	1	11	19	4	1	.310
2014	GCL Twins	2-2	3.60	8	0	0	0	1	10.0	11	6	4	1	2	7	9	2	0	.262
Minor League Totals		2-7	4.38	22	4	0	0	1	37.0	46	24	18	2	3	18	28	6	1	.297

**ZOQUIEL, REYSON ANDRES**
**PITCHER**
**HEIGHT:** 5-11

**WEIGHT:** 214

**SIGNED BY:** Fred Guerrero

**HOW OBTAINED:** Signed as an undrafted free agent, July 2, 2010.

**BATS:** L

**THROWS:** L

**SCHOOL:** - -

**BORN:** 11/5/1993 in Santo Domingo, DR

**RESIDES:** Pantoja, Santo Domingo, DR

YEAR	TEAM	W-L	ERA	G	GS	CG	SH	SV	IP	H	R	ER	HR	HB	BB	SO	WP	BK	BAA
2011	DSL Twins	1-0	5.00	8	3	0	0	0	18.0	16	12	10	2	4	15	11	5	0	.235
2012	DSL Twins	0-3	6.34	23	1	0	0	4	32.2	36	28	23	1	2	35	37	14	0	.277
2013	DSL Twins	1-3	9.64	15	0	0	0	0	14.0	17	18	15	0	2	17	12	3	2	.293
2014	GCL Twins	0-3	10.97	10	0	0	0	0	10.2	11	16	13	0	1	18	5	4	0	.262
Minor League Totals		2-9	7.29	56	4	0	0	4	75.1	80	74	61	3	9	85	65	26	2	.268



# Live Twins Baseball. Your Favorite Devices.



## At Bat



Download on the  
App Store



ANDROID APP ON

Google play



Available at

amazon



Download from  
Windows Phone Store

**twinsbaseball.com**

TM

Available on supported iPhone, iPad, iPod Touch, Android phones and tablets, Kindles, Fire phone and Windows Phone 8.

© 2015 MLB Advanced Media, L.P. All Major League Baseball trademarks, service marks and copyrights used herein are the property of the applicable MLB entity. All rights reserved. Any other marks used herein are trademarks of their respective owners. Photos: Getty Images.





**TARGET FIELD**



# TARGET FIELD®

The Minnesota Twins moved into their new home, Target Field, prior to the beginning of the 2010 season. The ballpark is a modern architectural expression, a dichotomy of Minnesotans' cosmopolitan lifestyle so rooted in nature and the outdoors. The stone and glass landmark, topped by a metal-clad, sculpted roof canopy, is chiseled into downtown Minneapolis on one of Major League Baseball's smallest sites. The ballpark's urban appeal is enhanced with immediate access to light rail and commuter rail, bridging the site to its urban surroundings and spurring development in the western corner of downtown.

Target Field proved to be one of the premier sporting and entertainment venues in the Upper Midwest, and one of the most unique, spectacular parks in all of Major League Baseball. Here is a list of features that helped to make it unlike any other baseball experience in America.

## MATERIALS

Native Minnesota limestone forms the mass of the ballpark's exterior façade. Glass and metal details punctuate the limestone surface, creating a sophisticated composition. In addition, whenever possible, the ballpark and surrounding areas incorporated Minnesota-native flowers, trees and shrubs.

## SEATING

Target Field features one of the closest seating bowls to the playing field in all of Major League Baseball. Seats in Target Field feature more leg room and are articulated towards the field of play. Target Field features more aisles with fewer seats per row.

## CONCOURSE

The ballpark features a 360-degree open main concourse giving fans an uninterrupted view of the playing field.

## CLIMATE/SHELTER

The Twins are committed to providing a comfortable experience for the fans—even when our weather is less than perfect. Fans are able to take advantage of heated concessions, restrooms, and restaurant and lounge areas found on each ballpark level including the Terrace level. Target Field's roof canopy—one of the largest in baseball—provides added protection.

## CELEBRATING MINNESOTA'S RICH BASEBALL HERITAGE

Minnesota's new ballpark celebrates the heritage and history of the game across the Upper Midwest. The ballpark includes tributes to the great Twins teams and players from the past, as well as other Minnesota baseball icons.

Approximate Capacity	39,029
Seating in Lower Level	18,925
Seating in Upper Level	14,867
Seating in Club Level	5,237
Concourse Width (main)	40 feet
Concourse Width (upper)	26-44 feet
Restrooms	401 (w) 266 (m)



## TARGET FIELD PROJECT COSTS

BALLPARK CONSTRUCTION	MINNESOTA TWINS	HENNEPIN COUNTY	TOTAL
Original Budget	\$130 million	\$260 million	\$390 million
Ballpark Enhancements	\$50 million*	\$0	\$50 million
Infrastructure	\$15 million**	\$90 million	\$105 million
Total	\$195 million	\$350 million	\$545 million

\* The Minnesota Twins approved increases of \$45.5 million for fan amenities and ballpark enhancements. Additionally, the Twins provided 4.5 million of funding for Target Plaza, which was matched by Target Corporation.

\*\* The Minnesota Twins provided \$15 million of additional funding for public infrastructure costs in 2009-2010.

\*\*\* Since Target Field opened in 2010, the Minnesota Twins have exclusively funded more than \$15 million in facility enhancements.



**ADDRESS** 1 Twins Way, Minneapolis, MN 55403

**OWNERS** Minnesota Ballpark Authority

**CONCESSIONAIRE** Delaware North Sportservice

**ARCHITECT** Populous (Kansas City), in association with HGA Architects (Minneapolis)

- 297,864 architect hours spent designing the project
- Ballpark size is just over 1 million square feet (10.5 acres) built on an 8-acre site

**CONSTRUCTION** Mortenson (Minneapolis)

- 55,000 cubic yards of cast-in-place concrete used to build the ballpark
- 4,900 tons of structural steel used
- 500,000 masonry bricks used
- 36,000 feet of field tubing to heat the playing field
- 352 miles of cable (a/v, broadcast, fiber optic) in the building
- 66,805 square feet of the canopy over the seating bowl
- 70,419 lineal feet of stadia risers
- 2,000,000 total labor hours; 3,500 total trades people; 800 peak workforce

**PLAYING FIELD** Four-way blend of Kentucky Bluegrass

**FIELD LIGHTS** 536 field lights in the canopy—210 in the outfield light structure

**SUITES** 51 Suites, 3 Skyline Suites, 8 Event Suites

**ELEVATORS AND ESCALATORS** 16 elevators / 11 escalators

**6** retail stores on site

**48** degrees, the minimum temperature at which the playing field is kept in season


**46** feet, the height of the Minnie & Paul home run sign celebration sign

**46** feet, the distance from home plate to the first row of seats

**827** bicycle storage locations within 200 yards of the ballpark

**3,240** wood-backed seats in the ballpark


**55,000** flappers on “the Wave” art piece located on Target Plaza



## MINNESOTA TWINS – DAKTRONICS SCOREBOARDS

	MAIN VIDEO BOARD	RIGHT FIELD VIDEO BOARD
• <b>Display Size</b>	57' high x 101' wide	28' high x 50' wide
• <b>Resolution</b>	1,080 lines	552 lines by 984 columns

TARGET FIELD VIDEO	DISPLAY SIZE
<b>Ribbon Board</b>	8 displays totaling 1,230 linear feet
<b>Out-of-Town Scoreboard</b>	12' x 109' real-time display
<b>Bullpen Board</b>	8'6" x 16' display showing stats
<b>Twins Tower</b>	100' high x 5' wide x 11' deep 4,300 LED strips on all four sides





**APRIL 25, 2005** – Minnesota Twins and Hennepin County announce they have agreed on a proposal to fund and construct a new ballpark in downtown Minneapolis.

**MAY 26, 2006** – Governor Tim Pawlenty signs ballpark bill in on-field ceremony.

**NOVEMBER 17, 2006** – Twins announce the project team chosen to lead the construction of the new ballpark scheduled to open 2010. The team includes design architect HOK Sport, local architect HGA Architects, and construction manager Mortenson Construction.

**APRIL 12, 2007** – Design of the new Minnesota Twins-Hennepin County ballpark is officially presented to the Hennepin County Board.

**MAY 15, 2007** – Twins announce the first site clearing activity has begun at the location of the new Twins ballpark in partnership with Hennepin County, the Minnesota Ballpark Authority and Mortenson Construction.

**AUGUST 1, 2007** – Twins reschedule the ballpark groundbreaking ceremony due to the collapse of the I-35W Bridge.

**AUGUST 30, 2007** – Twins officially break ground at the new ballpark site in Minneapolis.

**NOVEMBER 9, 2007** – Minnesota Ballpark Authority approves the final design plans for the new Twins ballpark. The authority also authorizes the final payment for the property.

**NOVEMBER 27, 2007** – Twins announce that Vetter Stone Company of Mankato will supply the 100,000 square feet – or 100 semi-truck loads – of limestone that will cover the facade of the downtown ballpark.

**JANUARY 23, 2008** – First main concourse concrete pour is conducted along the 7th Street bridge side of the site.

**FEBRUARY 12, 2008** – Twins ownership announces that it will fund \$22 million in additional upgrades to the new ballpark, used to upgrade the exterior stone, the canopy and the scoreboard, as well as add more bathrooms and comfort areas.

**APRIL 8, 2008** – Twins announce an eight-year partnership with Delaware North Companies Sportservice to provide all food, beverage and retail merchandise service at the new ballpark in downtown Minneapolis.

**SEPTEMBER 15, 2008** – Target Corporation and the Minnesota Twins announce an agreement on an exclusive 25-year partnership that includes the naming rights for Target Field.

**OCTOBER 23, 2008** – Twins announce that Daktronics from Brookings, S.D., has been selected to design and build a multi-million dollar, integrated video, scoring and advertising display system at Target Field.

**FEBRUARY 11, 2009** – Twins and Target unveil design plans for Target Plaza, the gateway to Target Field.

**MAY 15, 2009** – Twins ownership approves \$55 million in additional funding for fan enhancements at Target Field.

**JUNE 5, 2009** – Twins and Mortenson hold a topping off ceremony, where the final piece of structural steel is installed in the left field canopy. Target Field's structure is now complete.

**AUGUST 24-28, 2009** – Field grass installation begins at Target Field.

**DECEMBER 8, 2009** – Target Field project team recognized for developing unprecedented access for disabled fans.

**DECEMBER 23, 2009** – Official last day for Twins Front Office at the Metrodome.

**JANUARY 4, 2010** – Mortenson hands the key to Target Field over to the Twins on the first official day of business at the new ballpark.

**JANUARY 22, 2010** – The city of Minneapolis, the Twins, the Minnesota Ballpark Authority and Hennepin County unveil "Twins Way," renaming a stretch of 3rd Avenue North in Downtown Minneapolis.

**MARCH 27, 2010** – The Minnesota Golden Gophers baseball team hosts Louisiana Tech in an exhibition game at Target Field. It is the first time Target Field is open to the general public.

**APRIL 2-3, 2010** – The Twins host the St. Louis Cardinals for two exhibition games at Target Field. The Cardinals won the first game 8-4 with the Twins prevailing in the second game by a score of 8-3.

**APRIL 12, 2010** – The first official game is played at Target Field between the Twins and the Boston Red Sox. The Twins won the contest by a score of 5-4.

**SEPTEMBER 21, 2010** – Twins clinch AL Central; attendance surpasses three million mark for the second time in club history.

**NOVEMBER 10, 2010** – Target Field enhancements for 2011 announced; radiant heat, right field video board and Twins tower.

**SEPTEMBER 21, 2011** – Twins surpass three million attendance mark for the third time in club history.

**NOVEMBER 14, 2011** – Twins announce first Target Field concert to be held July 8, 2012 featuring Kenny Chesney and Tim McGraw.

**DECEMBER 13, 2011** – Twins earn LEED Silver certification for operations/maintenance less than two years after receiving LEED certification for new construction. The Twins became the first professional sports franchise to earn both certifications.

**JANUARY 24, 2012** – Thomson Reuters joins the elite roster of the Minnesota Twins, serving as the title sponsor for the Champions Club.

**APRIL 14, 2012** – The Minnesota Twins unveil a bronze statue of former Twins first baseman Kent Hrbek outside of Gate 14 at Target Field.

**MAY 24, 2012** – The Minnesota Twins Community Fund and Roots for the Home Team announce a first-of-its-kind partnership that brings fresh, locally-grown produce to Target Field. Grown by youth from ethnically diverse areas of the Twin Cities, the produce is used to create tasty salads available to fans at Target Field.

**JULY 8, 2012** – Target Field hosts its first concert featuring Kenny Chesney and Tim McGraw's "Brothers of the Sun" tour. The inaugural concert draws 43,897 fans – at the time, an attendance record for the facility.

**JULY 26, 2012** – The Minnesota Twins, in partnership with MLB Advanced Media (MLBAM), launch "At the Plate," MLB's first-ever team-based mobile application available only at Target Field.

**AUGUST 29, 2012** – Commissioner Allan H. (Bud) Selig announces at a press conference at Target Field that the Minnesota Twins will host Major League Baseball's 2014 All-Star Game.

**OCTOBER 3, 2012** – The Minnesota Ballpark Authority approves upgrades to the right field bleacher section of Target Field.

**APRIL 2, 2013** – The Twins and Great Clips unveil the "Great Clips Great Seats" seating section at Target Field. The newly reconfigured seating section, located in the right field corner, is designed to be an exciting destination for both group and single-game ticket purchasers; similar to the Budweiser Roof Deck.

**JULY 1, 2013** – The Twins announce that they will host TwinsFest at Target Field for the first time ever in 2014.

**JULY 12, 2013** – Target Field hosts its second concert featuring Kenny Chesney and Zac Brown Band's "No Shoes Nation" Tour. 43,940 attended, setting a Target Field record.

**JULY 26, 2013** – The Twins and 96.3 K-TWIN host the first-ever Skyline Music Festival at Target Field, drawing 6,752 fans for an amphitheatre-style concert featuring The LP Tour.

**AUGUST 26, 2013** – Twins and Delaware North Sportservice launch their new food truck, the "Taste of Target Field," bringing the heralded local fare at Target Field out into the community.

**JANUARY 24-26, 2014** – The Twins host TwinsFest at Target Field for the first time in the event's longstanding history.

**APRIL 1, 2014** – The Twins and Delaware North Sportservice announce the addition of a variety of specialty foods at Target Field for the 2014 season, highlighted by a unique item from Butcher and the Boar, additional Valentino Supper Club specialties and hand-dipped cones and cups from Izzy's Ice Cream.

**APRIL 7, 2014** – Twins unveil the Twins Digital Clubhouse in the U.S. Bank Home Run Porch.

**MAY 17, 2014** – The Twins, Hennepin County, the City of Minneapolis and Metro Transit celebrate the Grand Opening of Target Field Station.

**MAY 18, 2014** – The Twins dedicate the Press Conference Room at Target Field in Sid Hartman's name as part of their Sid Hartman Day celebration.

**JUNE 8, 2014** – The Twins unveil a bronze statue of longtime mascot T.C. on Target Plaza.

**JULY 13, 2014** – The Twins and the City of Minneapolis unveil the new locations of Kirby Puckett Place and Rod Carew Drive. Formerly located near the H.H.H. Metrodome, the streets are relocated near the Twins' home at Target Field.



**JULY 15, 2014** – Target Field and Major League Baseball host the 85th MLB All-Star Game, a 5-3 win by the American League. Twins closer Glen Perkins earns the save for the AL in front of 41,048 fans.

**AUGUST 2, 2014** – Target Field hosts its third concert featuring Paul McCartney's "Out There" tour.

**AUGUST 8-9, 2014** – The Twins host back-to-back nights of the Skyline Music Festival at Target Field. Indie Night on Friday, August 8 features Andrew Bird, The New Pornographers, Thao & The Get Down Stay Down, S. Carey and Martin Dosh. Night two of the Skyline Music Festival on August 9 featured Melissa Etheridge, O.A.R., The Rembrandts, Gear Daddies and The Honeydogs.




### TARGET FIELD FIRST INFORMATION:

First Game	April 12, 2010 – Boston Red Sox vs. Minnesota Twins
Weather for First Game	65 degrees, partly cloudy
First Pitch	3:13 pm on April 12, Boston Red Sox at Minnesota Twins
First Game Attendance	39,715 (38,145 paid)
First Pitcher	Carl Pavano, MIN – April 12 vs. Boston
First Batter	Marco Scutaro, BOS – April 12
First Hit	Marco Scutaro, BOS – April 12 off Carl Pavano (1st inn.)
First Double	Dustin Pedroia, BOS – April 12 off Carl Pavano (1st inn.)
First Triple	David DeJesus, KC – April 16 off Scott Baker (6th inn.)
First Home Run	Jason Kubel, MIN – April 12 off Scott Atchison (7th inn.)
First Home Run by Opponent	Dustin Pedroia, BOS – April 14 off Kevin Slowey (5th inn.)
First Grand Slam	Matt Joyce, TB – July 4 off Matt Guerrier (8th inn.)
First Inside-the-Park Home Run	Curtis Granderson, NYY – August 21, 2011 off Jose Mijares (7th inn.)
First Reviewed HR	April 12 – 4th inn., Mike Cameron foul ball stood as called
First RBI	Michael Cuddyer, MIN – April 12 (1st inn.)
First Walk	Denard Span, MIN – April 12 (1st inn.)
First Stolen Base	Nick Punto, MIN – April 12 vs. BOS (2nd inn.) off Lester
First Strikeout	Batter: David Ortiz, BOS, Pitcher: Carl Pavano, MIN – April 12 (2nd inn.)
First Win	Carl Pavano, MIN – April 12 vs. BOS (6.0-4-1-1-4)
First Loss	Jon Lester, BOS – April 12 vs. MIN (5.0-9-4-4-3-5)
First Save	Jon Rauch, MIN – April 12 vs. BOS (1.0-0-0-0-0)
First Complete Game	Nick Blackburn, MIN – May 4 vs. DET (9.0-11-3-3-1-2)
First Shutout	BAL over MIN, 2-0 (Bergesen/Ohman/Uehara/Simon), May 6
First Triple Play	N/A
First Series Win	April 12-15 – Minnesota over Boston, 2-1 in four days
First Series Sweep	May 3-5 – Minnesota over Detroit in three games

\* All dates are from the 2010 season, unless noted



First Pitch  
in Target Field



First home run  
in Target Field

### TARGET FIELD FIRST FOR TWINS PLAYER INFORMATION:

First Pitch	Carl Pavano at 3:13 pm on April 12 vs. Boston Red Sox
First Pitcher	Carl Pavano – April 12 vs. BOS
First Batter	Denard Span – April 12 vs. BOS
First Hit	Orlando Hudson – April 12 vs. BOS off Jon Lester (1st inn.)
First Run	Denard Span – April 12 vs. BOS (1st inn.)
First Double	Joe Mauer – April 12 vs. BOS off Jon Lester (2nd inn.)
First Triple	Justin Morneau – April 17 vs. KC off Gil Meche (5th inn.)
First Home Run	Jason Kubel – April 12 vs. BOS off Scott Atchison (7th inn.)
First Grand Slam	Rene Tosoni – September 27, 2011 vs. KC off Vin Mazzaro (6th inn.)
First Inside-the-Park Home Run	N/A
First RBI	Michael Cuddyer – April 12 (1st inn.)
First Walk as Batter	Denard Span – April 12 (1st inn.)
First Walk as Pitcher	Carl Pavano – April 12 vs. BOS (3rd inn.), walking Jeremy Hermida
First Strikeout as Batter	Orlando Hudson – April 12 vs. BOS (2nd inn.) by Jon Lester
First Strikeout as Pitcher	Carl Pavano of D. Ortiz – April 12 vs. BOS (2nd inn.)
First Stolen Base	Nick Punto – April 12 vs. BOS (2nd inn.) off Jon Lester
First Win	Carl Pavano – April 12 vs. BOS (6.0-4-1-1-1-4)
First Loss	Kevin Slowey – April 14 vs. BOS (5.0-5-3-3-4-5)
First Save	Jon Rauch – April 12 vs. BOS (1.0-0-0-0-0-0)
First Complete Game	Nick Blackburn – May 4 vs. DET (9.0-11-3-3-1-2)
First Shutout	MIN over BAL, 6-0 (Blackburn/Guerrier/Rauch), May 9
First Triple Play	N/A
First Minnesota Twins Win	April 12 vs. Boston by a score of 5-2
First Minnesota Twins Loss	April 14 vs. Boston by a score of 6-3
First Minnesota Twins Series Win	April 12-15 – Minnesota over Boston 2-1 in four days
First Minnesota Twins Series Sweep	May 3-5 – Minnesota over Detroit in three games

\* All dates are from the 2010 season, unless noted



## SEATING DIAGRAM AND SEASON TICKET PRICING

### MAIN LEVEL

- Thomson Reuters Champions Club
- Dugout Box
- Home Plate Box
- Diamond Box
- Field Box
- Left Field Bleachers
- Powerball® Pavilion
- Overlook
- Great Clips® Great Seats

### ROOF DECK

- Budweiser Roof Deck

### CLUB LEVEL

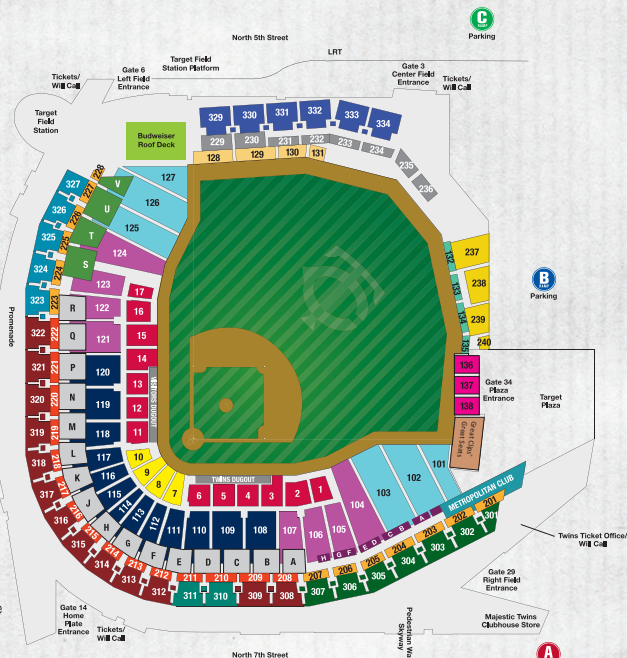
- Delta SKY360® Legends Club
- Skyline Deck
- Event Suites
- Metropolitan Club

### TERRACE LEVEL

- Home Plate Terrace
- Field Terrace
- Home Plate View
- Skyline View
- Field View
- The Our Family Section

### OUTFIELD MEZZANINE LEVEL

- U.S. Bank Home Run Porch Terrace
- U.S. Bank Home Run Porch View
- Arm & Hammer Grandstand



Seating Level	Season Ticket Savings (per game)	Single Game Price (valid through February 21#)				
		Extra Value	Value	Select	Premium	Elite
Main Level						
Thomson Reuters Champions Club	n/a	n/a	n/a	n/a	n/a	n/a
Dugout Box	\$10	\$49	\$66	\$82	\$98	\$115
Home Plate Box	\$9	\$37	\$50	\$62	\$74	\$87
Diamond Box	\$7	\$28	\$38	\$47	\$56	\$66
Field Box	\$5	\$22	\$29	\$36	\$43	\$50
Left Field Bleachers	\$3	\$9	\$16	\$23	\$30	\$37
Powerball Pavilion	\$3	\$10	\$18	\$25	\$32	\$40
Overlook	n/a	\$11	\$19	\$27	\$35	\$43
Great Clips® Great Seats	n/a	\$29	\$34	\$42	\$49	\$56
Club Level						
Delta SKY360® Legends Club*	n/a	n/a	n/a	n/a	n/a	n/a
Skyline Deck	n/a	\$19	\$25	\$31	\$37	\$43
Event Suites	n/a	For Information Call (612) 375-7454				
Terrace Level						
Home Plate Terrace	\$5	\$21	\$28	\$35	\$42	\$49
Field Terrace	\$4	\$10	\$18	\$25	\$32	\$40
Home Plate View	\$4	\$10	\$18	\$25	\$32	\$40
Skyline View	\$3	\$6	\$11	\$16	\$21	\$26
Field View	\$3	\$6	\$10	\$14	\$18	\$22
The Our Family Section **	n/a	\$10	\$18	\$25	\$32	\$40
Outfield Mezzanine						
U.S. Bank Home Run Porch Terrace	\$2	\$10	\$17	\$24	\$31	\$38
U.S. Bank Home Run Porch View	\$2	\$7	\$12	\$17	\$22	\$27
Arm & Hammer Grandstand	\$2	\$7	\$12	\$17	\$22	\$27
Budweiser Roof Deck***						
Single Game Fixed View Seat	n/a	\$18	\$27	\$36	\$45	\$54
Single Game Standing Room Ticket	n/a	\$8	\$12	\$16	\$20	\$24

There is a \$10 per-ticket premium for tickets in the first row of sections 3, 14, and 15 in the Dugout Box, sections 104 and 124 in the Diamond Box and sections 103 and 125 in the Field Box. There is a \$5 per-ticket premium for tickets in the first row of all Delta SKY360® Legends Club, Home Plate Terrace and Field Terrace sections. Not all sections are available with all season ticket plan types. \*Requires a one-time per-seat membership fee. \*\*Alcohol-free area includes Schweigert™ hot dog and Pepsi with ticket. \*\*\*Available all Thursday home games. #Demand-Based Pricing: Beginning February 23, single game ticket prices in all seating sections will be determined on a daily basis according to current market demand. Prices may fluctuate upward or downward based on real-time market conditions.





### GREEN PROJECT OF THE YEAR AWARD

Awarded by Recycling Association of Minnesota to recognize a special green project in Minnesota demonstrating outstanding environmental results and innovation by reducing environmental issues

### #1 SPORTS STADIUM EXPERIENCE IN NORTH AMERICA

Awarded by ESPN The Magazine as the #1 professional sports stadium, from a field of 122 venues

### BALLPARK OF THE YEAR

Awarded by Ballpark Digest for the best developments in baseball, based on nominations from the baseball community

### DESIGN HONOR AWARD

Awarded from the Minnesota Society of Landscape Architects

### AMERICA'S TRANSPORTATION AWARD

Awarded for Innovative Management for Destination Target Field by American Association of State Highway and Transportation Officials

### ACCESS AWARD

Awarded by Minnesota State Council on Disability on recognition of outstanding contributions on behalf of people with disabilities and for outstanding solutions that eliminate or reduce barriers for persons with disabilities



### LEED SILVER CERTIFICATION FOR CONSTRUCTION AND OPERATIONS

Awarded by U.S. Green Building Council as the first professional sports facility to receive LEED (Leadership in Energy & Environmental Design) Silver Certification for both construction and operations

### SPORTS FACILITY OF THE YEAR AWARD

Awarded by Sports Business Journal and Sports Business Daily to new, renovated or established sports facilities in North America whose primary function is hosting and staging sporting events

### STORMREADY SUPPORTER

Awarded by the National Weather Service as the first sports facility in Minnesota to help arm America's communities with the communication and safety skills needed to save lives and property before and during the event

### GRAND AWARD FOR ENGINEERING EXCELLENCE

Awarded from the American Council of Engineering Companies. ACEC called it the perfect "squeeze play". Challenged with transforming an 8.5-acre site characterized as "too small and virtually unbuildable," the project team devised structural components that extended the facility over an adjoining rail line, two commuter lines and a major highway



### FOOD RECOVERY CHALLENGE ACHIEVEMENT AWARD

Awarded by United States Environmental Protection Agency for donating food and recycling food scraps to reduce waste, feed the needy and save money. Award winners have prevented more than 350 tons of food scraps from entering landfills

### COMMUNITY INNOVATOR AWARD

Awarded by The Arc Minnesota to an individual, organization, or business that has developed a unique program, service, or idea that increased the community inclusion or self-determination of persons with intellectual and developmental disabilities and their families



### THE CITY OF MINNEAPOLIS - ERIK PETERSON ADVOCACY AWARD

The City of Minneapolis' Advisory Committee on People with Disabilities brings awareness to disability employment issues as well as issues important to residents living with disabilities

### DOWNTOWN GREENING AWARD - BEST PARK

Developed by Minneapolis Downtown Improvement District Greening and Public Realm Committee as a way to celebrate the private efforts being made to enhance the sidewalk experience in Downtown



### MIDWEST'S BEST PROJECT

Presented by the Engineering News-Record, Target Field Station received an Award of Merit in recognition for outstanding design and construction in the Transportation category

### HONOR AWARD FOR REGIONAL & URBAN DESIGN

Awarded by The American Institute of Architects, Target Field Station received the Institute Honor Award for its role in changing the culture of the transit model, especially as it relates to the ballpark and the surrounding district



### THE "GREENEST" BALLPARK IN AMERICA



#### 2010 Green Project of the Year Award

by Recycling Association of Minnesota

This award recognizes a special green project in Minnesota demonstrating outstanding environmental results and innovation by reducing waste, reusing facilities, water usage or other environmental issues important to Minnesota.



#### LEED® Silver-Level Certification

Awarded April 2012 by U.S. Green Building Council

The Leadership in Energy and Environmental Design (LEED) rating system guides and distinguishes high performance buildings that reduce environmental impacts, are healthier for occupants and are more profitable than conventional construction. Target Field's LEED score of 47 points is the highest ever for an outdoor baseball facility in the U.S. and reflects the multiple sustainable design features of the ballpark and its construction.



#### The First Professional Sports Facility to Receive LEED® Silver Certification for Both Construction and Operations

Awarded November 2012 by U.S. Green Building Council

Less than a year after being named the Greenest Ballpark in America and earning LEED Leadership in Energy & Environmental Design Silver certification for New Construction, the Minnesota Twins and Target Field are now the first professional sports franchise to also attain LEED Silver Certification for the operation and maintenance of their facility.



#### TWINS SUSTAINABILITY STATEMENT

The Minnesota Twins organization believes our future success—both on and off the field—is built on a business model that embraces operational efficiency, environmental stewardship and social responsibility. We honor the power of sport by leading through example, and we will continue to use sport to inspire, build the best fan experience and cause no unnecessary harm, working with our fans, community, suppliers, partners and employees to have a positive influence in the world.



go **twins**  
go **green**

#### CAPTURING AND REUSING RAINWATER

Through a custom-designed Rain Water Recycle System provided by Minneapolis-based Pentair, the Minnesota Twins have captured, purified and reused more than 4,301,748 total gallons of rainwater, drastically reducing the use of municipal water at Target Field. The majority of the recycled rainwater was used to wash down the seating bowl attached to the main concourse.

#### RECYCLING AND CONVERTING WASTE TO ENERGY

Through aggressive recycling and waste-to-energy programs, the Twins have kept more than 5,418 tons of waste out of local landfills from 2011 to 2014.

- 2,092 tons of trash have been sent to the Hennepin Energy Recovery Center
- 2,314 tons of waste have been recycled from Target Field
- 1,013 tons of organic materials have been composted and diverted from landfills

In 2015, the Twins will seek help from fans in increasing the amount of recycled organic materials, further reducing the amount of waste produced at Target Field.

#### DONATING UNUSED FOOD TO LOCAL CHARITIES

The Minnesota Twins and concession partner Delaware North Companies Sportservice donated more than ten tons of food to local charities each season. Through a partnership with Rock and Wrap It Up! Inc., representatives from Joseph's Storehouse in Brooklyn Park boxed up all prepared but untouched meals at Target Field, donating the unused food from Target Field to local charities. Throughout the partnership, the Twins have donated:

- 142,836 hot dogs and brats
- 21,186 hamburgers
- 9,867 chicken breasts

To date, these efforts have kept more than **25 TONS** of waste out of local landfills.





# TARGET FIELD

## The Statues

Designed by Bill Mack, the Target Field statues depict six of the greatest influences in Minnesota Twins history. Each person, while standing over seven feet tall, is featured in an iconic pose, from Harmon Killebrew's powerful swing to Kirby Puckett's signature World Series post-home run celebration. Located near the entrances to the ballpark, these Twins statues are on display to greet fans whenever they visit Target Field.

### About the artist

Bill Mack, who makes his home in Minneapolis, has worked for over 20 years mostly as a commissioned artist. He has created works for the Figure Skating Hall of Fame, the Cowboy Hall of Fame and both the Hockey Hall of Fame in Canada and the U.S. Hockey Hall of Fame.



### ROD CAREW

Located outside Gate 29, near 7th Street, Carew's statue was dedicated on April 2, 2010.

### HARMON KILLEBREW

Located on Target Plaza, Killebrew's statue was dedicated on April 3, 2010.



### KIRBY PUCKETT

Located on Target Plaza, outside Gate 34, Puckett's statue was dedicated on Opening Day, April 12, 2010.

### CARL & ELOISE POHLAD

Located on Target Plaza, outside Gate 34, Carl and Eloise Pohlad's statue was dedicated on October 3, 2010.



### CALVIN GRIFFITH

Located outside Gate 29, Griffith's statue was dedicated on September 3, 2010.

### TONY OLIVA

Located outside Gate 6, Oliva's statue was dedicated on Opening Day, April 8, 2011.



### KENT HRBEK

Located outside Gate 14, Hrbek's statue was dedicated on April 14, 2012.

### TARGET FIELD CONCERTS

DATE	TOUR	ATTENDANCE
July 8, 2012	"Brothers of the Sun" tour featuring Kenny Chesney, Tim McGraw with Grace Potter & The Nocturnal and Jake Owen	43,897
July 12, 2013	"No Shoes Nation" tour featuring Kenny Chesney, Zac Brown Band, Eli Young Band and Kacey Musgraves	43,940
July 26, 2013	The Skyline Music Festival featuring "The LP Tour" with Soul Asylum, Big Head Todd and the Monsters, Matthew Sweet and Gear Daddies	6,752
August 2, 2014	Paul McCartney's "Out There" tour	43,143
August 8, 2014	The Skyline Music Festival featuring Thao & The Get Down Stay Down, Dosh, S. Carey	2,967
August 9, 2014	The New Pornographers and Andrew Bird	
	Skyline Music Festival featuring Melissa Etheridge, O.A.R., The Rembrandts, Gear Daddies and The Honeydogs	5,075



# TARGET FIELD

## GETTING TO AND FROM THE BALLPARK



**THE MOST MULTI-MODAL, TRANSIT-ORIENTED BALLPARK IN AMERICA** - Located in the historic Warehouse District of downtown Minneapolis, Target Field is the most multi-modal, transit-oriented ballpark in America.

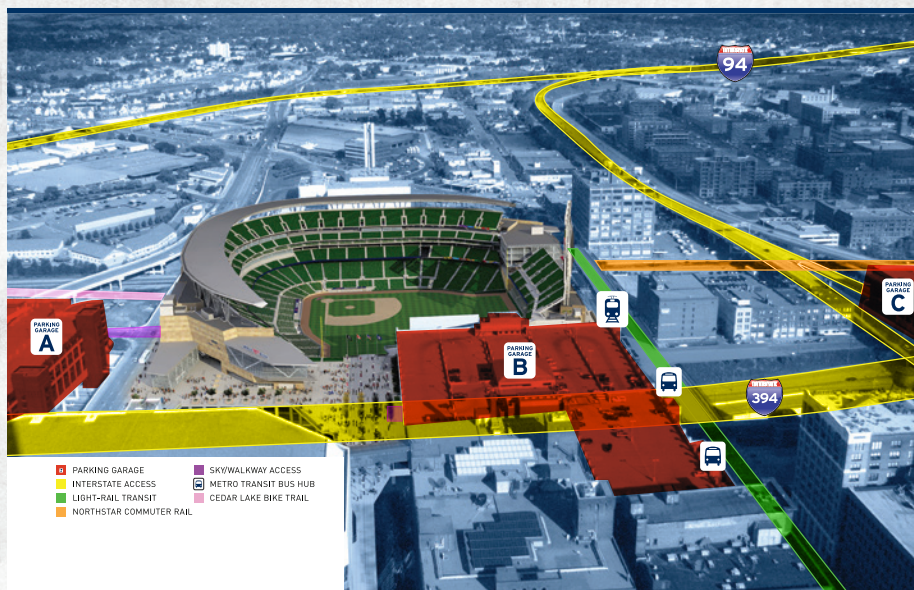
**PUBLIC TRANSIT** - Served by light rail that arrives from the airport and Mall of America to the south, as well as from St. Paul to the east, more than 20 bus routes, I-394 express bus service and - on special dates - the Northstar Commuter Rail line, Target Field is more accessible by public transit than any other ballpark in America.

**PARKING** - There are several options for parking in downtown Minneapolis including 7,000 parking spaces conveniently adjacent

to Target Field in the ABC/Hawthorne ramps, nearly 25,000 parking spaces parking lots/ramps and metered street parking spaces throughout downtown.

**BIKING** - Ranked as the number one bicycling city in the nation, Minneapolis has 43 miles of streets with dedicated bicycle lanes and 84 miles of off-street bicycle paths. The Cedar Lake Trail provides convenient bike and pedestrian access to Target Field. Target Field features hundreds of bike parking spaces. In addition, the city of Minneapolis has hundreds of bike parking spaces within blocks of Target Field.

[www.twinsbaseball.com/transportation](http://www.twinsbaseball.com/transportation) is the most complete, up-to-date source of information on getting to Target Field.




**MEDIA PARKING** - There is no on-site parking available at Target Field for the media, but municipal ramps and parking lots are available near the stadium. Paid parking is available for the media in the "A" ramp on a game-by-game basis and season-long passes are available by emailing Venika Streeter at [venikastreeter@twinsbaseball.com](mailto:venikastreeter@twinsbaseball.com).

**CREDENTIAL PICKUP** - Media can pick up their credentials at press gate — located in between Gates 29 and 34 — on the date the credential is issued.




## TARGET FIELD STATION

Opened in Spring of 2014, Target Field Station connects people and places, this multi-modal transportation hub at 5th St. N. and 5th Ave. N. in downtown Minneapolis offers public green spaces, connections to 500 trains daily via the METRO Blue and Green lines, Northstar Commuter Rail, as well as access to the North Loop community. Target Field Station's more than 104,000 square feet of space includes a public plaza for year-round special events and activities, green space, a 1,000-seat amphitheater, office space, retail shops and a 286-car underground parking garage. The Minnesota Twins, Target and Hennepin County offer programming and special events in the public space.



**IT PROVIDES** a connection for commuters, baseball fans, downtown visitors and riders connecting to other Metro Transit services — including Blue and Green Line Light Rail service to St. Paul, the airport and Mall of America, the Northstar Commuter Rail Line, as well as bus service from the nearby 5th Street Transit Center. Future transit lines and plans to develop a transportation hub will create additional regional connections for Target Field commuters.



**THE PURPOSE** of Target Field Station is to provide high-quality transit service, and efficient access to Minneapolis and surrounding communities. This hub encourages greater use of public transportation within the Twin Cities due to a centrally-located facility, and improved multi-modal and pedestrian connections.



**THE STATION** hosted a variety of events in the summer of 2014, including MLB All-Star Game events, concerts/festivals, movies, as well as fans watching USA play in the 2014 FIFA World Cup in July.



**LOCATED** on the north side of the park, connecting it to the North Loop Neighborhood. The name refers to the trolley line that once ran through the area, which is part of Minneapolis' Warehouse District. It connects the North Loop Neighborhood with its roots.

**THE BLUE LINE** runs from Target Field to the Mall of America. The Central Corridor — Green Line — runs down University Avenue to St. Paul's Union Depot.



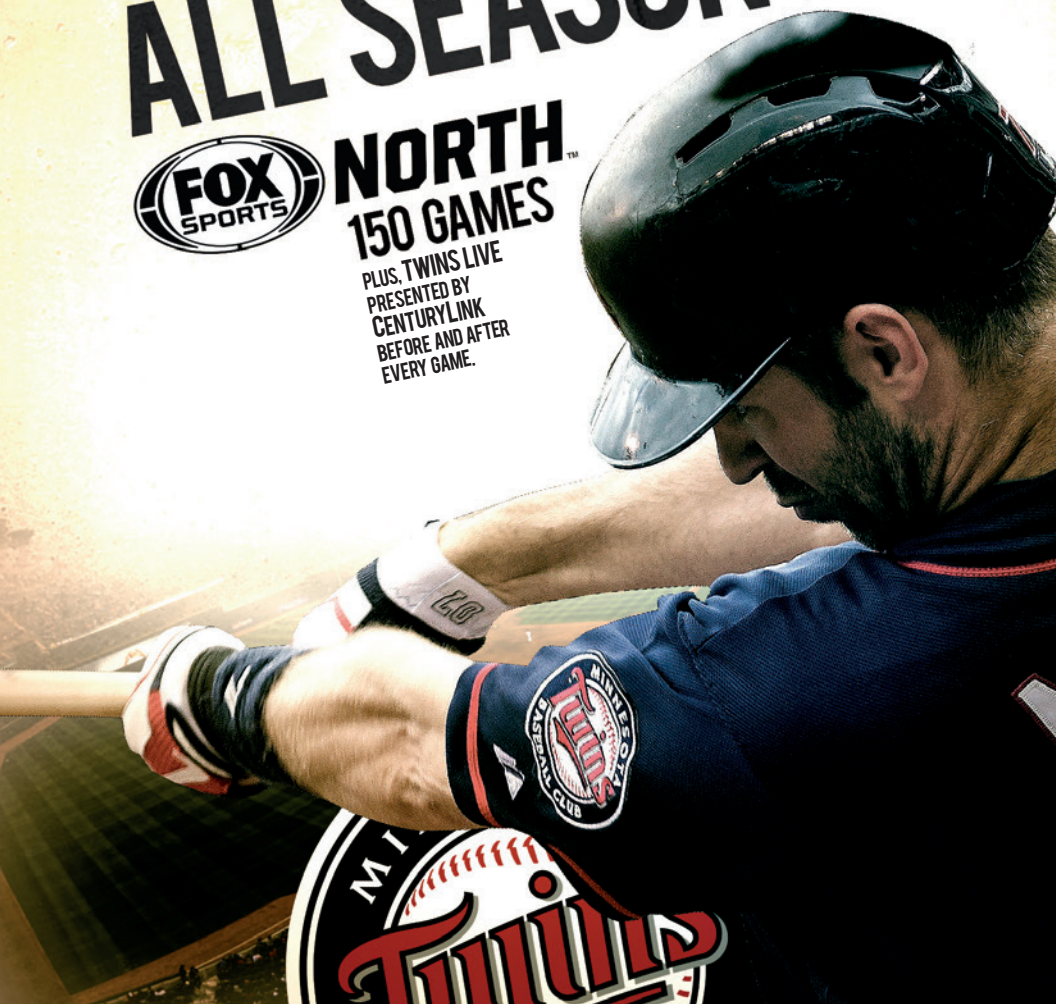


# WATCH THE TWINNS ALL SEASON LONG



**NORTH**  
**150 GAMES**

PLUS, TWINS LIVE  
PRESENTED BY  
CENTURYLINK  
BEFORE AND AFTER  
EVERY GAME.







ALL-STAR GAME





# MINNESOTA TWINS AND THE ★ All-Star Game ★



The Minnesota Twins hosted Major League Baseball's All-Star Game in 2014, marking the third time as the host city to one of Major League Baseball's jewel events.

All-Star game events began at the Minneapolis Convention Center on July 11, where the T-Mobile FanFest took place for five days. On July 13, events included the MLB All-Star Charity 5-K & Fun Run, Taco Bell All-Star & Celebrity Softball Game and the SiriusXM Futures Game, where Jose Berrios, Alex Meyer and Kennys Vargas represented the Twins organization. July 14 featured the State Farm Home Run Derby, won by Oakland's Yoenis Cespedes. Brian Dozier represented the Twins, hitting two home runs while former Twin Justin Morneau participated in his third career Home Run Derby. Major League Baseball's 85th All-Star Game took place on July 15, which signified Yankee shortstop Derek Jeter's 14th and final All-Star Game. Jeter went 2-for-2, recording the game's first hit and run in the first inning. The Angels Mike Trout earned the MVP Award, going 2-for-3 with two RBI and a run scored. The Twins were represented by catcher Kurt Suzuki and closer Glen Perkins, who combined to pitch and catch the ninth inning, giving Perkins the save in the American League's 5-3 victory. The game was played in front of 41,048, while attendance for the three days of events at Target Field was 121,169.

## TWINS HOME RUN DERBY PARTICIPANTS

PLAYER	YEAR
Tom Brunansky	1985
Gary Gaetti	1989
Torii Hunter	2002
Justin Morneau	2007
<b>Justin Morneau</b>	<b>2008</b>
Joe Mauer	2009
Brian Dozier	2014

**Bold Denotes Home Run Derby Champion**

game's only double; Zoilo Versalles; Jimmie Hall; and Jim "Mudcat" Grant, who allowed two runs in 2.0 innings of relief. The game was ultimately decided by a Ron Santo infield single, scoring Willie Mays in the seventh inning. Juan Marichal started for the NL, pitching 3.0 scoreless innings and earned the game's MVP Award. Sandy Koufax was the winning pitcher, Sam McDowell was the loser, Bob Gibson was credited with the save as the game lasted two hours and 45 minutes and was played in front of 46,706.

On July 16, 1985, the Hubert H. Humphrey Metrodome staged the 56th All-Star Game, a 6-1 NL victory that included Hall of Famers Bert Blyleven, George Brett, Wade Boggs, Carlton Fisk, Tony Gwynn, Rickey Henderson, Paul Molitor, Jim Rice, Cal Ripken Jr., Nolan Ryan, Ryne Sandberg, Ozzie Smith and Dave Winfield. The Twins lone representative was Tom Brunansky, who grounded out to short in his only at-bat in a reserve role; he continued on to play one inning in right field. The NL jumped out in front early with a Steve Garvey RBI-single in the second inning and held the lead throughout. LaMarr Hoyt started for the NL, allowing one unearned run in 3.0 innings pitched, earning the win and the game's MVP Award. Detroit's Jack Morris was the AL starter and suffered the loss. The game lasted two hours and 54 minutes and was played in front of 54,960.

The Dome also played host to the first ever All-Star Home Run Derby, including the Twins' own Tom Brunansky, who hit four home runs, good for second most among the 10 participants. Other participants were Jack Clark, Carlton Fisk, Steve Garvey, Eddie Murray, Dale Murphy, Home Run Derby Champion Dave Parker, Jim Rice, Cal Ripken, Jr. and Ryne Sandberg.

Metropolitan Stadium hosted the 1965 All-Star Game on July 13, a 6-5 National League victory that featured 18 Hall of Famers, including Harmon Killebrew, Hank Aaron, Roberto Clemente, Bob Gibson, Sandy Koufax, Mickey Mantle, Juan Marichal, Willie Mays, Frank Robinson and Joe Torre. The Twins were represented by six players, marking the most in club history. The two starters for the Twins included Harmon Killebrew, who played first base and batted third and Earl Battey, who played catcher and batted eighth. Killebrew went 1-for-3 with a two-run homer in the fifth inning off Cincinnati's Jim Maloney. Twins in a reserve role included Tony Oliva, who went 1-for-2 with the

## TWINS FUTURES GAME SELECTIONS

PLAYER	TEAM	YEAR
Oswaldo Arcia, OF	World	2012
Grant Balfour, RHP	World	2001
Jose Berrios, RHP	World	2014
Travis Bowyer, RHP	U.S.	2005
Byron Buxton, OF	U.S.	2013
Michael Cuddyer, IF	U.S.	1999
J.D. Durbin, RHP	U.S.	2003
Matt Garza, RHP+	U.S.	2007
Kyle Gibson, RHP	U.S.	2011
Liam Hendriks, RHP	World	2010, 2011
Luke Hughes, IF	World	2008
Jason Kubel, OF	U.S.	2004
Francisco Liriano, LHP	World	2002, 2005
Trevor May, RHP+	U.S.	2014
Joe Mauer, C	U.S.	2003
Alex Meyer, RHP	U.S.	2014
Justin Morneau, IF	World	2002, 2004
Trent Oeltjen, OF	World	2006
Michael Restovich, OF	U.S.	2002
Ben Revere, OF	U.S.	2010
Luis Rivas, IF	World	2000
J.C. Romero, LHP	World	1999
Miguel Sano, IF	World	2013
Anthony Slama, RHP	U.S.	2010
Denard Span, OF+	U.S.	2008
Brad Thomas, LHP	World	2000
Matt Tolbert, IF	U.S.	2007
Rene Tosoni, OF	World	2009
Kennys Vargas, 1B/DH	World	2014

+ Did not participate





# ★ 36<sup>th</sup> All-Star Game ★

TUESDAY, JULY 13, 1965 AT METROPOLITAN STADIUM

NATIONAL LEAGUE 6, AMERICAN LEAGUE 5



National	3	2	0	0	0	0	1	0	0	—	6	11	0
American	0	0	0	1	4	0	0	0	0	—	5	8	0

National	AB	R	H	RBI
Willie Mays, cf	3	2	1	1
Hank Aaron, rf	5	0	1	0
Willie Stargell, lf	3	2	2	2
Roberto Clemente, ph-1f	2	0	0	0
Dick Allen, 3b	3	0	1	0
Ron Santo, 3b	2	0	1	1
Joe Torre, c	4	1	1	2
Ernie Banks, 1b	4	0	2	0
Pete Rose, 2b	2	0	0	0
Maury Wills, ss	4	0	1	0
Leo Cardenas, ss	0	0	0	0
Juan Marichal, p	1	1	1	0
Cookie Rojas, ph	1	0	0	0
Jim Maloney, p	0	0	0	0
Don Drysdale, p	0	0	0	0
Frank Robinson, ph	1	0	0	0
Sandy Koufax, p	0	0	0	0
Turk Farrell, p	0	0	0	0
Billy Williams, ph	1	0	0	0
Bob Gibson, p	0	0	0	0

Totals 36 6 11 6

American	AB	R	H	RBI
Dick McAuliffe, ss	3	2	2	2
Sam McDowell, p	0	0	0	0
Tony Oliva, ph-rf	2	0	1	0
Brooks Robinson, B, 3b	4	1	1	0
Max Alvis, 3b	1	0	0	0
Harmon Killebrew, 1b	3	1	1	2
Rocky Colavito, rf	4	0	1	1
Eddie Fisher, p	0	0	0	0
Joe Pepitone, ph	1	0	0	0
Willie Horton, lf	3	0	0	0
Felix Mantilla, 3b	2	0	0	0
Bobby Richardson, 2b	2	0	0	0
Vic Davalillo, cf	2	0	1	0
Zoilo Versalles, ss	1	0	0	0
Earl Battey, c	2	0	0	0
Bill Freehan, c	1	0	1	0
Milt Pappas, p	0	0	0	0
Jim 'Mudcat' Grant, p	0	0	0	0
Al Kaline, ph	1	0	0	0
Pete Richert, p	0	0	0	0
Jimmie Hall, ph-cf	2	1	0	0

Totals 34 5 8 5

LOB — National 7, American 8. 2B — Oliva. HR — Mays, Torre, Stargell, McAuliffe and Killebrew. S — Rose.

DP — National 1 (Wills, Rose and Banks), American 2 (B. Robinson, Mantilla and Killebrew), (McDowell, Richardson and Killebrew).

## PITCHING

National	IP	H	R	ER	BB	SO
Juan Marichal	3.0	1	0	0	0	0
Jim Maloney	1.2	5	5	5	2	1
Don Drysdale	0.1	0	0	0	0	0
Sandy Koufax (W)	1.0	0	0	0	2	1
Turk Farrell	1.0	0	0	0	1	0
Bob Gibson (S)	2.0	2	0	0	1	3

Totals 9.0 8 5 5 6 5

American	IP	H	R	ER	BB	SO
Milt Pappas	1.0	4	3	3	1	0
Jim 'Mudcat' Grant	2.0	2	2	2	1	3
Pete Richert	2.0	1	0	0	0	2
Sam McDowell (L)	2.0	3	1	1	1	2
Eddie Fisher	2.0	1	0	0	0	0

Totals 9.0 11 6 6 3 7

WP — Maloney. Umpires — Stevens, Weyer, DiMuro, Williams, Valentine and Kibler.

T — 2:45. A — 46,706





# ★ 56<sup>th</sup> All-Star Game ★

TUESDAY, JULY 16, 1985 AT H.H.H. METRODOME  
NATIONAL LEAGUE 6, AMERICAN LEAGUE 1



National	0	1	1	0	2	0	0	0	2	—	6	9	1
American	1	0	0	0	0	0	0	0	0	—	1	5	0

National	AB	R	H	RBI
Tony Gwynn, lf.....	1	0	0	0
Jose Cruz, lf.....	1	0	0	0
Tim Lincecum, ph-lf.....	0	1	0	0
Tom Herr, 2b.....	3	1	1	0
Nolan Ryan, p.....	1	0	0	0
Tony Pena, c.....	1	0	0	0
Steve Garvey, 1b.....	3	0	1	1
Jack Clark, 1b.....	1	0	0	0
Dale Murphy, cf.....	3	0	1	0
Willie McGee, cf.....	2	0	1	2
Darryl Strawberry, rf.....	1	2	1	0
Dave Parker, rf.....	2	0	0	0
Graig Nettles, 3b.....	2	0	0	0
Tim Wallach, 3b.....	2	1	1	0
Terry Kennedy, c.....	2	0	1	1
Ozzie Virgil, c.....	1	0	1	2
Fernando Valenzuela, p.....	0	0	0	0
Pete Rose, ph.....	1	0	0	0
Jeff Reardon, p.....	0	0	0	0
Glenn Wilson, ph.....	1	0	0	0
Rich Gossage, p.....	0	0	0	0
Ozzie Smith, ss.....	4	0	0	0
LaMarr Hoyt, p.....	1	0	0	0
Garry Templeton, ph.....	1	0	1	0
Ryne Sandberg, 2b.....	1	1	0	0

**Totals** ..... 35 ..... 6 ..... 9 ..... 6

**GW RBI** — Garvey. **E** — Kennedy. **LOB** — National 10, American 7. **2B** — Herr, Murphy, Wallach and McGee. **SB** — Henderson, Strawberry, Winfield, Cruz and Garcia. **SF** — Brett. **DP** — National 1 (Pena-Sandberg-Reardon-Wallach).

American	AB	R	H	RBI
Rickey Henderson, cf.....	3	1	1	0
Paul Molitor, 3b-cf.....	1	0	0	0
Lou Whitaker, 2b.....	2	0	0	0
Damaso Garcia, 2b.....	2	0	1	0
George Brett, 3b.....	1	0	0	1
Phil Bradley, cf.....	1	0	0	0
Dan Petry, p.....	0	0	0	0
Willie Hernandez, p.....	0	0	0	0
Eddie Murray, 1b.....	3	0	0	0
Tom Brunansky, rf.....	1	0	0	0
Cal Ripken, ss.....	3	0	1	0
Alan Trammell, ss.....	1	0	0	0
Dave Winfield, rf.....	3	0	1	0
Donnie Moore, p.....	0	0	0	0
Wade Boggs, 3b.....	0	0	0	0
Jim Rice, lf.....	3	0	0	0
Carlton Fisk, c.....	2	0	0	0
Ernie Whitt, c.....	0	0	0	0
Gary Ward, ph.....	1	0	0	0
Rich Gedman, c.....	1	0	0	0
Jack Morris, p.....	0	0	0	0
Jimmy Key, p.....	0	0	0	0
Harold Baines, ph.....	1	0	1	0
Bert Blyleven, p.....	0	0	0	0
Cecil Cooper, ph.....	0	0	0	0
Dave Stieb, p.....	0	0	0	0
Don Mattingly, 1b.....	1	0	0	0
<b>Totals</b> .....	<b>30</b>	<b>1</b>	<b>5</b>	<b>1</b>

## PITCHING

National	IP	H	R	ER	BB	SO
LaMarr Hoyt (W).....	3.0	2	1	0	0	0
Nolan Ryan.....	3.0	2	0	0	2	2
Fernando Valenzuela.....	1.0	0	0	0	1	1
Jeff Reardon.....	1.0	1	0	0	0	1
Rich Gossage.....	1.0	0	0	0	1	2
<b>Totals</b> .....	<b>9.0</b>	<b>5</b>	<b>1</b>	<b>0</b>	<b>4</b>	<b>5</b>

American	IP	H	R	ER	BB	SO
Jack Morris (L).....	2.2	5	2	2	1	1
Jimmy Key.....	0.1	0	0	0	0	0
Bert Blyleven.....	2.0	3	2	2	1	1
Dave Stieb.....	1.0	0	0	0	1	2
Donnie Moore.....	2.0	0	0	0	0	1
Dan Petry.....	0.1	0	2	2	3	1
Willie Hernandez.....	0.2	1	0	0	1	2
<b>Totals</b> .....	<b>9.0</b>	<b>9</b>	<b>6</b>	<b>6</b>	<b>7</b>	<b>8</b>

**WP** — Valenzuela. **HBP** — Strawberry (by Blyleven). **Umpires** — McCoy, Kibler, Bremigan, Williams, Coble and Marsh.  
**T** — 2:54. **A** — 54,960.





# ★ 85<sup>th</sup> All-Star Game ★

TUESDAY, JULY 15, 2014 AT TARGET FIELD  
AMERICAN LEAGUE 5, NATIONAL LEAGUE 3



National	0	2	0	1	0	0	0	0	0	0	—	3	8	1
American	3	0	0	0	2	0	0	0	0	X	—	5	7	0

National	AB	R	H	RBI
Andrew McCutchen, cf	3	0	1	0
Charlie Blackmon, cf	2	0	0	0
Yasiel Puig, rf	3	0	0	0
Hunter Pence, rf	1	0	0	0
Troy Tulowitzki, ss	3	0	1	0
Starlin Castro, c	1	0	0	0
Paul Goldschmidt, 1b	3	0	0	0
Freddie Freeman, 1b	1	0	1	0
Giancarlo Stanton, dh	3	0	0	0
Anthony Rizzo, ph-dh	1	0	0	0
Aramis Ramirez, 3b	3	1	2	0
Todd Frazier, 3b	0	0	0	0
Chase Utley, 2b	1	1	1	1
Dee Gordon, pr-2b	1	1	0	0
Daniel Murphy, 2b	1	0	0	0
Jonathan Lucroy, c	2	0	2	2
Devin Mesoraco, c	1	0	0	0
Miguel Montero, c	1	0	0	0
Carlos Gomez, lf	2	0	0	0
Josh Harrison, lf	2	0	0	0

**Totals** ..... 35 ..... 3 ..... 8 ..... 3

American	AB	R	H	RBI
Derek Jeter, ss	2	1	2	0
Alexei Ramirez, ss	2	1	1	0
Erick Aybar, ss	0	0	0	0
Mike Trout, lf	3	1	2	2
Brandon Moss, rf	1	0	0	0
Robinson Cano, 2b	2	0	0	0
Jose Altuve, 2b	0	0	0	1
Ian Kinsler, ph-2b	1	0	0	0
Miguel Cabrera, 1b	3	1	1	2
Jose Abreu, 1b	1	0	0	0
Jose Bautista, rf	2	0	0	0
Yoenis Cespedes, lf	2	0	0	0
Nelson Cruz, dh	2	0	0	0
Kyle Seager, ph-dh	2	0	0	0
Adam Jones, cf	2	0	0	0
Adrian Beltre, 3b	0	0	0	0
Josh Donaldson, 3b	2	0	0	0
Michael Brantley, cf	1	0	0	0
Salvador Perez, c	1	0	0	0
Derek Norris, c	2	1	1	0
Kurt Suzuki, c	0	0	0	0

**Totals** ..... 31 ..... 5 ..... 7 ..... 5

E — Freeman. LOB — National 7, American 4. 2B — Utley, Lucroy (2), Tulowitzki, Ar. Ramirez, Jeter, Trout. 3B — Trout. HR — Cabrera. SF — Altuve. SB — McCutchen, Al. Ramirez.

## PITCHING

National	IP	H	R	ER	BB	SO
Adam Wainwright	1.0	3	3	3	0	2
Clayton Kershaw	1.0	0	0	0	0	1
Alfredo Simon	1.0	1	0	0	0	1
Zack Greinke	1.0	0	0	0	0	2
Pat Neshek (L)	0.1	3	2	2	0	0
Tyler Clippard	0.2	0	0	0	0	0
Francisco Rodriguez	1.0	0	0	0	1	0
Craig Kimbrel	1.0	0	0	0	0	3
Tony Watson	0.1	0	0	0	0	0
Aroldis Chapman	0.2	0	0	0	0	0

**Totals** ..... 8.0 ..... 7 ..... 5 ..... 5 ..... 1 ..... 9

American	IP	H	R	ER	BB	SO
Felix Hernandez	1.0	1	0	0	0	2
Jon Lester	1.0	3	2	2	0	0
Yu Darvish	1.0	0	0	0	0	1
Chris Sale	1.0	1	1	1	0	1
Max Scherzer (W)	1.0	1	0	0	0	2
Scott Kazmir	0.2	1	0	0	0	1
Koji Uehara	0.1	0	0	0	0	1
Greg Holland	1.0	0	0	0	0	1
Sean Doolittle	0.2	1	0	0	0	2
Fernando Rodney	0.1	0	0	0	1	1
Glen Perkins (S)	1.0	0	0	0	0	1

**Totals** ..... 9.0 ..... 8 ..... 3 ..... 3 ..... 1 ..... 13

WP — Simon, Hernandez. HBP — Utley. Umpires — Cederstrom, Nelson, Davidson, Barry.  
T — 3:13. A — 41,048



# ★ TWINS ALL-TIME ALL-STAR SELECTIONS ★

**1961** Harmon Killebrew, 1B (x2)  
Camilo Pascual, SP  
**1962** **Earl Battey, C** (x2)  
Jim Kaat, SP  
Camilo Pascual, SP (x2)  
**Rich Rollins, 3B** (x2)  
**1963** Bob Allison, OF  
**Earl Battey, C**  
Harmon Killebrew, OF  
**Zoilo Versalles, SS**  
**1964** **Bob Allison, 1B**  
Jimmie Hall, OF  
**Harmon Killebrew, OF**  
**Tony Oliva, OF**  
Camilo Pascual, SP  
**1965** **Earl Battey, C**  
Jim Grant, SP  
Jimmie Hall, OF  
Harmon Killebrew, 1B  
Tony Oliva, OF  
Zolo Versalles, SS  
**1966** Earl Battey, C  
Jim Kaat, SP  
Harmon Killebrew, 3B  
**Tony Oliva, OF**  
**1967** **Rod Carew, 2B**  
**Dean Chance, SP**  
Harmon Killebrew, 1B  
Tony Oliva, OF  
**1968** **Rod Carew, 2B**  
**Harmon Killebrew, 1B**  
Tony Oliva, OF  
**1969** **Rod Carew, 2B**  
Harmon Killebrew, 3B  
Tony Oliva, OF  
John Roseboro, C  
**1970** Rod Carew, 2B  
**Harmon Killebrew, 3B**  
Tony Oliva, OF  
Jim Perry, SP  
**1971** Leo Cardenas, SS  
**Rod Carew, 2B**  
Harmon Killebrew, 1B  
Tony Oliva, OF  
Jim Perry, SP  
**1972** **Rod Carew, 2B**  
**1973** Bert Blyleven, SP  
Rod Carew, 2B

**1974** **Rod Carew, 2B**  
**1975** **Rod Carew, 2B**  
**1976** **Rod Carew, 1B**  
Butch Wynegar, C  
**1977** **Rod Carew, 1B**  
Larry Hise, OF  
Butch Wynegar, C  
**1978** **Rod Carew, 1B**  
**1979** **Roy Smalley, SS**  
**1980** Ken Landreaux, OF  
**1981** Doug Corbett, RP  
**1982** Kent Hrbek, 1B  
**1983** Gary Ward, OF  
**1984** Dave Engle, C  
**1985** Tom Brunansky, OF  
**1986** **Kirby Puckett, OF**  
**1987** Kirby Puckett, OF  
**1988** Gary Gaetti, 3B  
Tim Laudner, C  
Kirby Puckett, OF  
Jeff Reardon, RP  
**Frank Viola, SP**  
**1989** Gary Gaetti, 3B  
**Kirby Puckett, OF**  
Kirby Puckett, OF  
Rick Aguilera, RP  
**Scott Erickson, SP+**  
**Jack Morris, SP**  
Kirby Puckett, OF  
Rick Aguilera, RP  
Chuck Knoblauch, 2B  
**Kirby Puckett, OF**  
Rick Aguilera, RP  
**Kirby Puckett, OF**  
**1994** Chuck Knoblauch, 2B  
**Kirby Puckett, OF**  
**Kirby Puckett, OF**  
Chuck Knoblauch, 2B  
Brad Radke, SP  
Ron Coomer, 3B  
Matt Lawton, OF  
Cristian Guzman, SS  
Joe Mays, SP  
Eric Milton, SP  
**2002** Eddie Guardado, RP  
**Torii Hunter, OF**  
A.J. Pierzynski, C

**2003** Eddie Guardado, RP  
**2004** Joe Nathan, RP  
**2005** Joe Nathan, RP  
Johan Santana, SP  
**2006** Francisco Liriano, SP  
Joe Mauer, C  
Johan Santana, SP  
**2007** Torii Hunter, OF  
Justin Morneau, 1B  
Johan Santana, SP  
**2008** Joe Nathan, RP  
**Joe Mauer, C**  
Justin Morneau, 1B  
**2009** Joe Nathan, RP  
**Joe Mauer, C**  
Justin Morneau, 1B  
**2010** **Joe Mauer, C**  
**Justin Morneau, 1B+**  
**2011** Michael Cuddyer, OF  
**2012** Joe Mauer, C  
**2013** **Joe Mauer, C**  
Glen Perkins, RP  
**2014** Glen Perkins, RP  
Kurt Suzuki, C

**Bold** denotes voted as starter  
+ Did not play due to injury

## MANAGERS/COACHES

**1965** Sam Mele, CH  
**1966** Sam Mele, MGR  
**1976** Gene Mauch, CH  
**1983** Billy Gardner, CH  
**1988** Tom Kelly, MGR  
**1991** Tom Kelly, CH  
**1992** Tom Kelly, MGR  
**2003** Ron Gardenhire, CH  
**2007** Ron Gardenhire, CH  
**2014** Ron Gardenhire, CH

## FINAL VOTE NOMINATIONS

**2004** Lew Ford, OF  
**2005** Torii Hunter, OF  
**2006** Francisco Liriano, SP+  
**2007** Pat Neshek, RP  
**2010** Delmon Young, OF

+ Replaced injured player but  
was not voted in

### TWINS CAREER ALL-STAR SELECTIONS

1. Rod Carew .....	12
2. Harmon Killebrew .....	11
3. Kirby Puckett .....	10
4. Tony Oliva .....	8
5. Joe Mauer .....	6

### TWINS CAREER ALL-STAR STARTING SELECTIONS

1. Rod Carew .....	11
2. Kirby Puckett .....	6
3. Joe Mauer .....	4
Harmon Killebrew .....	4
Earl Battey .....	4





MISCELLANEOUS



# MINNESOTA TWINS IN THE COMMUNITY

The players, coaches, former players and employees of the Minnesota Twins support nonprofit organizations throughout the Upper Midwest and Southwest Florida. Through in-kind and cash donations, player appearances and promotional support, the Twins help raise needed funds for charity.



## MINNESOTA TWINS COMMUNITY SUPPORT

- **Twins Players** » Raise funds for charities with events like TwinsFest, Glen Perkins' "15's 5K" for Cystic Fibrosis, Perkins' and Brian Duensing's Lefties Lunkers for Leukemia, as well as hospital and school visits and community events.
- **Former Players** » Kent Hrbek, Rod Carew, Tony Oliva, Bert Blyleven and others raise funds for charities through their events and appearances.
- **Educational Programs** » Programs such as Perfect Attendance - Perfect Game, Father of the Year Essay Contest, and partnerships with Athletes Committed to Educating Students (ACES) and Project Success.
- **Homelessness** » Fundraisers for local shelters and partnerships with People Serving People, Common Bond, Heading Home MN, Salvation Army Harbor Light and Mary's Place.
- **Youth Recreation/Healthy Living** » Programs such as the Hennepin County Step-to-it Challenge, Boys and Girls Clubs of the Twin Cities and Courage Center and the "Rolling Twins".
- **In-Kind Giving** » More than 3,500 auctions and fundraisers donated to in 2014 (autographs, game experience, etc).



For more information about the Twins Community Fund or a program, please visit [www.twinsbaseball.com/community](http://www.twinsbaseball.com/community) or call 800-33-TWINS.



# MINNESOTA TWINS IN THE COMMUNITY

## 2015 TWINS COMMUNITY FUND PROGRAMS

The Minnesota Twins Community Fund was chartered as an independent public charity in 1991 to lead the team's community work. The Fund's mission is:

"To enrich local and regional communities by providing resources for the healthy development of children and families through an association with baseball, softball and the Minnesota Twins."

The work of the Twins Community Fund is made possible by the generous support of the Minnesota Twins Baseball Club, our corporate partners Target, U.S. Bank, Best Buy, Treasure Island Resort & Casino, Delta Air Lines, Twins players and especially Twins fans.

The Fund will meet its mission through the operation of the following programs and activities benefiting Upper Midwest, Southwest Florida and Latin American communities, including the distribution of more than \$1.3 million in 2015.

### Recreation Programs

- Fields for Kids grants renovate or construct youth baseball and softball fields.
- Twins Youth Clinics provide free youth baseball and softball instruction.
- Play Ball! Minnesota is a collaboration of youth baseball and softball organizers working together to promote and improve baseball and softball ([www.playballmn.com](http://www.playballmn.com)).
- Reviving Baseball in Inner Cities (R.B.I.) organizes summeryouth baseball and softball programs in Minneapolis and St. Paul.
- R.B.I. Academy provides baseball and softball skills training for R.B.I. participants.
- Summer Baseball/Softball Camp Scholarships provide economically disadvantaged youth the opportunity to attend summer baseball/softball advanced instructional camps.
- Youth Coaching Grants provide funds to pay college or high school students to coach or administer youth teams.
- The "Getting More Kids in the Game" grant program helps organizations remove barriers that keep youth from getting involved in baseball and softball.

### Education Programs

- The RBI Scholarship Program provides scholarships to college-bound RBI participants.

### Recognition Program

- Carl R. Pohlad Award recognizes the outstanding community involvement and on-field performance of a current Twins player each season.
- Kirby Puckett Award recognizes a Twins alumni player or coach who best exemplifies Kirby's legacy of community service and involvement.

- Play Ball! Minnesota Terry Ryan Award recognizes a member of the Minnesota baseball and/or softball community that is a leader in supporting the game of youth baseball and/or softball by contributing to the advocacy and promotion of the game and its participants.

### Ticket Donation Program

- TwinsCare is supported by Twins players and corporate partners who donate Twins home game tickets to youth-serving nonprofit organizations.

### Major Fundraising Events/Initiatives

- TwinsFest (January 23-25, 2015)
- Twins Welcome Home Luncheon
- Broadcast Auction (Summer 2015)
- Welcome Home Luncheon (April 2015)
- Twins Split the Pot Raffle at Target Field (Every Twins home game)



**The Minnesota Twins Community Fund is governed by a board of directors comprised of a majority of members from the Upper Midwest. 2015 board members are:**

### Community Members

Bernard Brinkley - Medtronic  
Shelley Buck - Prairie Island Indian Community  
Amy Dahl - The Toro Company  
Brad Finstad - Center for Rural Policy and Development  
Robert Jasper - Merrill Lynch  
Dan Johnson - Hopkins Public Schools, Chair  
Bill Lentsch - Delta Air Lines

Robert McFarlin - Twin Metals Minnesota  
Tiffany Richardson - University of Minnesota  
Alex Rowell - Minnesota Amateur Sports Commission  
Kathy Umland - Martin Williams Advertising  
Samuel Verdeja - Semillas and Associates, LLC  
Lisa Ziebell - Glenville-Emmons School


### Institutional Members

Dave St. Peter - Minnesota Twins  
Todd Marshall - Target  
Joe Maur - Minnesota Twins

Corey Koskie - Minnesota Twins  
Kent Stone - U.S. Bank  
Alisha Perkins - Twins Wives Association



# TWINS RETIRED NUMBERS




## HARMON KILLEBREW

3

One of the greatest home run hitters of all time, Harmon Killebrew will forever be remembered by Twins fans as the 'Killer' for his prolific clouts. A member of the Twins from their inaugural Minnesota season in 1961, Killebrew hit 573 career home runs, 475 of them in his 14 seasons with the Twins, and ranks 11th on the all-time home run list and third (behind Babe Ruth and Alex Rodriguez) in American League history. He hit over 40 home runs on eight occasions, and 30-plus 10 times, while driving in 100-plus runs nine times.

Killebrew was the American League's Most Valuable Player in 1969 when he hit 49 home runs with an amazing 140 RBI and 145 walks, all team records that still stand. He was elected to the Baseball Hall of Fame in 1984, the first Twin to receive that honor. He had his number 3 formally retired May 4, 1975, was selected to the Twins 25th Anniversary Team in 1986 and 40th Season Anniversary All-Time Team in 2000. He was inducted into the Twins Hall of Fame on August 12, 2000 and named one of the "50 Greatest Twins" in 2010.

Killebrew passed away on May 17, 2011.



## ROD CAREW

29

No Twins fan will ever forget the graceful power of Rod Carew's hitting stroke. Nor will any baseball enthusiast ever forget the summer of 1977, when Carew made his determined run at the untouchable .400 mark, because, just as Killebrew embodied the power of the game, Carew represented its finesse.

He was a career .328 hitter over his 19 major league seasons and was the winner of seven American League batting titles, all during his 12 years with Minnesota. Carew hit .300 or better 15 consecutive seasons and finished his career with 3,053 hits, which places him 23rd among the all-time hit leaders and makes him one of only 28 players to collect 3,000 or more career hits.

Carew, who won the American League Most Valuable Player award in 1977, was elected to the Baseball Hall of Fame on the first ballot in 1991. He had his number 29 retired July 19, 1987, was selected to the Twins 25th Anniversary Team in 1986 and the 40th Season Anniversary All-Time Team in 2000. He was inducted into the Twins Hall of Fame on August 12, 2000 and was named one of the "50 Greatest Twins" in 2010.




## TONY OLIVA

6

Pedro 'Tony' Oliva Jr., or 'Tony-O' to those who followed his 24-year career as a Twins player and coach, was a man who seemed to excel in all aspects of the game. He could hit for power and average, run, field and throw, and his versatility made him one of the most feared hitters of his day.

Tony-O collected 1,917 hits and retired with a .304 career average. He is the only player to win batting titles in his first two seasons and was the winner of three in his 15-year career, which still stands as the club's longevity mark. His prowess as a hitter was demonstrated in the fact that he led the league in hits five times and his 220 career home runs rank fourth all-time among Twins. If not for knee problems which cut his career short, Oliva would have been a certain choice for the National Baseball Hall of Fame.

Oliva, the 1964 American League Rookie of the Year, began his coaching career in 1976. He now works as a hitting instructor in the Twins minor league system and scouts for the club. He had his number 6 retired July 14, 1991, was selected to the Twins 25th Anniversary Team in 1986 and the 40th Season Anniversary All-Time Team in 2000. He was inducted into the Twins Hall of Fame on August 12, 2000 and was named one of the "50 Greatest Twins" in 2010.



## KENT HRBEK

14

Kent Hrbek grew up in the shadows of Metropolitan Stadium in Bloomington and was destined to become a Minnesota Twin. The big kid had more fun than most and treated Twins fans to much excitement from the day he donned a Twins uniform, homering in his major league debut in the 12th inning at Yankee Stadium to give the Twins a win on August 24, 1981. He finished his career with 293 home runs, 1,086 RBI and 838 walks, all good for second most in club history.

Hrbek, who was runner-up to Cal Ripken Jr. for American League Rookie of the Year in 1982, made his only All-Star appearance that season. He was most appreciated by his teammates and Twins fans for his upper-deck power and agility, and for being one of the best ever to play first base. He is among club leaders in nearly every offensive category, but may be best remembered for his Game 6 grand slam in the 1987 World Series, or for his tag of Atlanta's Ron Gant in Game 2 of the 1991

World Series. He had his number 14 formally retired August 13, 1995 and was selected to the Twins 40th Season Anniversary All-Time Team in 2000. He was inducted into the Twins Hall of Fame on August 12, 2000, was selected to the All-Metrodome team in 2009 and named one of the "50 Greatest Twins" in 2010.



## TWINS RETIRED NUMBERS

# 34

### KIRBYPUCKETT



Considered by most to be the greatest Twin, 'Puck' was baseball's jewel for 12 incredible seasons. He was a hero from day one, when he became the ninth player in history to collect four hits in his first game May 8, 1984 at California. The dramatic entrance proved to be just the first of many heroic performances leading up to his shining moment on October 26, 1991, during Game 6 of the World Series versus Atlanta. He went 3-for-4, robbed Ron Gant of an extra-base hit and became the ninth player to end a World Series game with a home run on the final pitch, off Charlie Leibrandt, in the 11th inning to force a seventh game.

The 10-time All-Star, 6-time Gold Glove Award winner and 5-time Silver Slugger Award winner had his career cut short when he awoke with blurred vision caused by glaucoma on the morning of March 28, 1996. He was later forced to announce his retirement due to irreversible damage to the retina in his

right eye on July 12. He retired as the Twins all-time leader in hits (2,304), doubles (414), total bases (3,453), at-bats (7,244) and runs (1,071). Puckett was one of the game's greatest community leaders and was given Major League Baseball's Roberto Clemente Man of the Year Award in 1996. He was elected to the Baseball Hall of Fame on the first ballot in 2001 and became the third-youngest living electee in baseball history (behind Sandy Koufax and Lou Gehrig). He had his number 34 formally retired May 25, 1997 and was selected to the Twins 40th Season Anniversary All-Time Team in 2000. He was inducted into the Twins Hall of Fame on August 12, 2000, was selected to the All-Metrodome Team in 2009 and named one of the "50 Greatest Twins" in 2010. Puckett passed away on March 6, 2006.

# 28

### BERTBLYLEVEN



After breaking into the big leagues at the age of 19, Blyleven would go on to pitch 11 of his 22 major league seasons with the Twins (1970-76 and 1985-88). His knee-buckling curve ball, competitive drive and his knack for being the clubhouse "prankster" are only a few reasons why Blyleven had a successful career.

Blyleven was named the 1970 American League Rookie Pitcher of the Year and was selected to the American League All-Star Team in 1973 and 1985. He finished his Twins career with a record of 149-138 and a 3.28 ERA. His 2,035 strikeouts are the most in Twins history, while his 149 wins rank second.

The winner of two World Series Championships (1979 with Pittsburgh and 1987 with Minnesota), Blyleven ranks fifth on the Major League Baseball's all-time strikeouts list with 3,701.

His number 28 was formally retired July 16, 2011, becoming the first Twins pitcher to have his number retired. Blyleven was selected to the Twins 40th Season Anniversary All-Time Team in 2000. He was inducted into the Twins Hall of Fame in 2002, was selected to the All-Metrodome Team in 2009 and named one of the "50 Greatest Twins" in 2010. Blyleven was inducted into the National Baseball Hall of Fame in Cooperstown, NY on July 24, 2011, becoming the first Hall of Famer born in the Netherlands.

# 10

### TOMKELLY




"TK" took over the managerial duties for the Twins on September 12, 1986. In his first full season (1987) as the skipper, he led the Twins to their first World Series Championship. He led the club to their second ever World Series victory in 1991, which marked the first time in major league history that a team went from last place one season to World Champions the next.

Kelly had a managerial record of 1140-1244, which places him first on the Twins All-Time list in wins and games managed. At the time of his retirement after the 2001 season, Kelly was the longest tenured manager/coach in all of major sports. His number 10 was formally retired September 8, 2012, becoming the first Twins manager to have his number retired. Kelly was selected manager on the Twins 40th Season Anniversary All-Time Team in 2000 and one of the "50 Greatest Twins" in 2010.

# 42

### JACKIEROBINSON



Jackie Robinson broke baseball's color barrier when Branch Rickey brought him up to the Brooklyn Dodgers in 1947. He brought a dynamic style of play to the game and terrorized the base paths. Robinson also proved to be an excellent hitter and a superb defensive infielder. He was voted the National League MVP in 1949 when he hit a league-leading .342 and drove in 124 runs. He batted .311 in his 10-year career and set several fielding records for second basemen.

In conjunction with the 50th anniversary celebration of Robinson breaking baseball's color barrier, Commissioner Bud Selig announced on April 15, 1997 at Shea Stadium that Major League Baseball will retire his uniform number 42 in perpetuity. The Minnesota Twins officially retired his number on May 23, 1997.



# MINNESOTA TWINS HALL OF FAME

The Minnesota Twins Hall of Fame, which honors players, coaches and off-field personnel who have contributed to the organization's growth and success since the Twin Cities broke into the major leagues in 1961, was created as part of the club's 40<sup>th</sup> Season Celebration in 2000.

The inaugural class of Twins Hall of Famers, inducted on August 12, 2000, included Harmon Killebrew, Rod Carew, Tony Oliva, Kent Hrbek, Kirby Puckett and Calvin Griffith. The 2001 class included Herb Carneal and Jim Kaat while Bert Blyleven and Tom Kelly were inducted in 2002. Bob Allison and Bob Casey were inductees for 2003, Earl Battey was honored in 2004, Carl Pohlad and Frank Viola in 2005, Zoilo Versalles in 2006, Gary Gaetti and Jim Rantz in 2007, Rick Aguilera in 2008, Brad Radke and George Brophy in 2009, Greg Gagne in 2010, Jim Perry in 2011, Camilo Pascual in 2012 and Eddie Guardado and Tom Mee in 2013. Chuck Knoblauch was elected in 2014. No player or non-player was elected in 2015.

At right is the criteria for the Minnesota Twins Hall of Fame.

**Player** — Service time of three seasons and a two-year waiting period following retirement from Major League Baseball. Voting is conducted by a 62-member committee, which includes the fan vote as one "member". The highest vote getter (with at least 50%) is elected, with a second candidate gaining election if they also receive 75% of the vote. No more than two players will be elected per year.

**Non-Player** — Will be elected in odd-numbered years by a 19-member veterans committee consisting of all living Twins Hall of Fame members, Twins front office personnel and local Twins historians. Those eligible to be voted into the Twins Hall of Fame via the Veterans Committee balloting include owners, managers, coaches, scouts, broadcasters, media and front office personnel. The highest vote getter is elected (with at least 50%), with a second candidate gaining election if they also receive 75% of the vote.

## ★ CLASS OF 2000 ★

**HARMON KILLEBREW**

FIRST BASEMAN, 1961-74 [SEE PAGE 402]

**ROD CAREW**

SECOND BASEMAN, 1967-78 [SEE PAGE 402]

**TONY OLIVA**

OUTFIELDER, 1962-76 [SEE PAGE 402]

**KENT HRBEK**

FIRST BASEMAN, 1981-94 [SEE PAGE 402]

**KIRBY PUCKETT**

OUTFIELD, 1984-95 [SEE PAGE 403]



**CALVIN GRIFFITH**

PRESIDENT & PRINCIPAL OWNER, 1961-1983

Griffith was instrumental in bringing Major League Baseball to the state of Minnesota. He moved the Washington Senators to the Twin Cities for the 1961 season, providing Minnesota with their first Major League Baseball team.

In his 24 seasons as president and principal owner, the Twins were 1,930-1,887 with three American League West Division championships (1965, 69 and 70), one AL pennant (1965) and one All-Star Game (1965) while attracting 25,664,104 fans.

Griffith was involved in baseball for over 60 years and was known not only for his keen eye of baseball talent, but his deep passion for the game. He was a member of the inaugural class of the Twins Hall of Fame, inducted on August 12, 2000. Griffith passed away from complications from a kidney infection on October 20, 1999. He was memorialized in the Metrodome with a row of seats from Metropolitan Stadium. "Calvin's" seats hosted underprivileged families at every Twins home game.



## ★ CLASS OF 2001 ★



**HERB CARNEAL**  
RADIO BROADCASTER, 1962-2006

The dean of American League radio broadcasters, Carneal was a broadcaster of Twins games for 44 years. He was the 1996 recipient of the Ford C. Frick Award, the highest honor given to a baseball broadcaster, which is presented annually to broadcasters who make major contributions to baseball and its fans.

Hired away from the Baltimore Orioles in 1961, where he was part of the play-by-play team for five years, Carneal was behind the microphone for all but the first of the Twins first 45 seasons in Minnesota. Carneal passed away on April 1, 2007. The H.H.H. Metrodome baseball pressbox was named in his legacy, as is the Target Field pressbox.



**JIM KAAT**  
LEFT-HANDED PITCHER, 1961-73

Kaat spent 13 of his 25 major league seasons with the Twins and won 10 or more games for the Twins in every season except his first (1961), when he won nine games. Kaat's best season of his career came in 1966 when he was selected to his second of three career All-Star appearances (1962 and 75). He finished the season 25-13 with a 2.75 ERA, leading the league in games started, wins, innings pitched and complete games. Kaat won 16

consecutive Rawlings Gold Gloves from 1962-77.

Kaat pitched in the postseason in two separate years for the Twins, the 1965 World Series and the 1970 American League Championship Series. He is the Twins all-time leader in wins (189), games started (422) and innings pitched (2959.1) and is second in complete games (133), shutouts (23) and strikeouts (1824). Kaat was also selected as the left-handed pitcher on the Twins 25th Anniversary Team in 1986 and on the Twins 40th Season Anniversary All-Time Team in 2000. In 2010, he was named one of the "50 Greatest Twins."

## ★ CLASS OF 2002 ★

**BERT BLYLEVEN**

RIGHT-HANDED PITCHER, 1970-76 & 85-88 [SEE PAGE 403]

**TOM KELLY**

MANAGER, 1986-2001 [SEE PAGE 403]

## ★ CLASS OF 2003 ★



**BOB ALLISON**  
OUTFIELDER, 1961-70

Allison was the American League Rookie of the Year and an All-Star while beginning his career with the Washington Senators in 1959. He continued his success in the major leagues when the Senators moved to Minnesota in 1961. Allison will be remembered most by Twins fans for his diving catch in Game 2 of the 1965 World Series. He was also selected to the All-Star team in the 1963 and 64 seasons. Allison was named the left

fielder on the Twins 25th Anniversary Team in 1986, as an outfielder on the Twins 40th Season Anniversary All-Time Team in 2000 and as one of the "50 Greatest Twins" in 2010.

Allison passed away after a long battle with ataxia in 1995.



**BOB CASEY**  
PUBLIC ADDRESS ANNOUNCER, 1961-2004

The only public address announcer the team had ever known, Casey was a part of the Twins since the move from Washington in 1961. With his voice being a fixture for Twins fans, he exuded enthusiasm and excitement game after game, year after year. From the first pitch at Metropolitan Stadium in 1961 to his final game in 2004, Casey was the man behind the microphone.

Casey passed away in 2005 from complications with liver cancer.



## ★ CLASS OF 2004 ★



**EARL BATTEY**  
CATCHER, 1961-67

Battey spent parts of 13 seasons in the big leagues including seven with Minnesota from 1961-67. In his seven seasons as a Twin, he batted .278 (768-for-2762) with 76 home runs and 350 RBI in 853 games. He was instrumental in the Twins 1965 World Series appearance vs. the Los Angeles Dodgers, after batting .297 in 131 games during the regular season.

Battey's numerous accolades include four All-Star appearances (1962, 63, 65 and 66), three Rawlings Gold Glove Awards as a catcher (1960, 61 and 62), three top ten American League MVP Award finishes (1960, 63 and 65) and the 1963 Calvin R. Griffith Award as Most Valuable Twin. Battey was selected as the catcher on the Twins 25th Anniversary Team in 1986 and on the Twins 40th Season Anniversary All-Time Team in 2000, and was named one of the "50 Greatest Twins" in 2010.

Battey passed away in 2003 from complications with cancer.

## ★ CLASS OF 2005 ★



**CARL R. POHLAD**  
OWNER, 1984-2009

With the franchise facing a possible move out of state, Pohlad purchased the Twins in 1984. He was motivated by a sense of community responsibility and a feeling that major league sports, particularly baseball, are important assets that contribute to the quality of life in the community.

Pohlad enjoyed great success upon taking ownership of the Twins by providing leadership that resulted in two World Series Championships in 1987 and 1991 and back-to-back-to-back American League Central Division Championships from 2002-04.

The on-field success of the franchise was largely due to Pohlad's ability to build and manage an exceptional baseball organization with a strong emphasis on player development. In addition, the Pohlad family has given millions of dollars and countless hours of their time back to the community and region through programs in the Twins Community Fund and the Carl and Eloise Pohlad Family Foundation.

Pohlad passed away on January 5, 2009.



**FRANK VIOLA**  
LEFT-HANDED PITCHER, 1982-89

"Sweet Music" was a mainstay in the Twins starting rotation from 1982-89, winning at least 16 games each season from 1984-88 and helping the Twins to their first World Series Championship in 1987.

Viola was named 1987 World Series MVP, posting wins in Games 1 and 7 and had his finest individual season in 1988 when he posted a 24-7 record with a 2.64 ERA to earn American League Cy Young Award honors.

Viola ranks among the top 10 in several Twins all-time pitching categories, including wins (112, 5th), games started (259, 4th), complete games (54, 6th), shutouts (10, tied for 7th), innings pitched (1,772.2, 5th), and strikeouts (1,214, 5th). Viola was named an American League All-Star in 1988, was selected along with Jim Kaat as left-handed pitchers on the Twins 40th Season Anniversary All-Time Team in 2000 and was named one of the "50 Greatest Twins" in 2010.

## ★ CLASS OF 2006 ★



**ZOILLO VERSALLES**  
SHORTSTOP, 1961-67

Zoilo Versalles led the Twins to their first World Series appearance in 1965. He was a slick-fielding shortstop through his seven seasons (1961-67) as a Twin, winning the American League MVP award in 1965 when he hit .273 with 19 home runs and a career-high 77 RBI. Versalles also earned the second of two Rawlings Gold Glove Awards in 1965 and made the second of his two All-Star Game appearances that same season.

In 1965, Versalles led the American League in runs (126), total bases (308), doubles (45), triples (12) and extra-base hits (76). He spent 12 seasons in the major leagues, playing in 1,400 games with Washington (1959-60), Minnesota (1961-67), Los Angeles Dodgers (1968), Cleveland (1969), Washington Senators (1969) and Atlanta (1971). Versalles was named one of the "50 Greatest Twins" in 2010.

Versalles passed away on June 9, 1995.



## ★ CLASS OF 2007 ★




**GARY GAETTI**  
THIRD BASEMAN, 1981-90

Gaetti, a four-time Rawlings Gold Glove third baseman (1986-89), played 10 seasons for the Twins from 1981-90 and was the Opening Day third baseman nine consecutive years (1982-90). Gaetti helped guide the Twins to their first World Championship in 1987 as he hit 31 homers and drove in a team-high 109 runs.

During the 1987 ALCS against Detroit, Gaetti hit .300 (6-for-20) with two home runs, five RBI and was named the Series MVP. A two-time American League All-Star, Gaetti ranks sixth in RBI (758), games (1361) and at-bats (4989), seventh in home runs (201), eighth in total bases (2181), hits (1276) and doubles (252), and tied for 11th in runs scored (646) on the Twins all-time lists. His .977 fielding percentage in 1988 is still the highest single season percentage by a Twins third baseman.

Gaetti spent 20 seasons in the major leagues, playing in 2,507 games with Minnesota (1981-90), California (1991-93), Kansas City (1993-95), St. Louis (1996-98), Chicago Cubs (1998-99) and Boston (2000). He was named one of the "50 Greatest Twins" in 2010.



**JIM RANTZ**  
PITCHER & FRONT OFFICE, 1961-2012

Jim Rantz was a member of the Twins since its inception in 1961 and retired after the 2012 season. The former Golden Gopher signed his first professional contract with the Washington Senators in 1960. After spending five years as a player and minor league manager, he joined the Twins front office following the 1965 season.

He spent four years as Assistant Public Relations Director before moving into the minor league and scouting department. Rantz was named Director of Minor League Operations in January of 1986 and assumed full administration of the Twins minor league baseball operations. In 1997, he was the TOPPS' Long and Meritorious Service Award winner. Under the guidance of Rantz, the Twins organization was named TOPPS' Organization of the Year in 2000 and again recognized by *Baseball America* as Organization of the Year in 2002 and 2004. In 2008, he was selected by Minor League Baseball as the first recipient of the Sheldon "Chief" Bender award for distinguished service, player development and fostering good relationships with the organization's affiliates. In 2015, he was named President of the Association of Professional Ballplayers of America.

## ★ CLASS OF 2008 ★



**RICK AGUILERA**  
RIGHT-HANDED PITCHER, 1989-95 & 96-99

Aguilera, a three-time All-Star pitcher (1991-93), played in parts of 11 seasons for the Twins from 1989-95 and 1996-99 and is second on the Twins franchise list with 254 saves. Aguilera helped guide the Twins to their second World Championship in 1991, as he posted a 2.35 ERA while recording 42 saves in 63 games. During the 1991 ALCS, "Aggie" recorded a save in three of the Twins four wins, including the decisive Game 5. He allowed just one hit in 3.1 scoreless innings during the series.

Aguilera's career-high 42 saves in 1991 ranked third in the American League, and he recorded 30-or-more saves in five seasons with the Twins. Aguilera also ranks third all-time among Twins players with 490 career appearances.

He spent 16 seasons in the major leagues, appearing in 732 games (89 starts) with the New York Mets (1985-89), Minnesota, Boston (1995) and Chicago Cubs (2000). Aguilera's 318 career saves rank 16th on Major League Baseball's all-time saves list. He was named one of the "50 Greatest Twins" in 2010.

### TWINS HALL OF FAMERS - STATS AS TWINS

PLAYER	AVG	G	AB	R	H	2B	3B	HR	RBI
Killebrew	.258	2329	7835	1258	2024	277	24	559	1540
Carew	.334	1635	6235	950	2085	305	90	74	733
Oliva	.304	1676	6301	870	1917	329	48	220	947
Hrbek	.282	1747	6192	903	1749	312	18	293	1086
Puckett	.318	1783	7244	1071	2304	414	57	207	1085
Allison	.254	1236	3926	648	999	167	41	211	641
Batthey	.277	990	3228	346	894	139	12	91	410
Versalles	.250	1109	4252	570	1061	190	58	87	406
Gaetti	.256	1361	4989	646	1276	252	25	201	758
Gagne	.249	1140	3386	452	844	183	35	69	335
Knoblauch	.304	1013	3939	713	1197	210	51	43	391
	W-L	SV	ERA	G	IP	H	R	BB	SO
Blyleven	149-138	--	3.28	348	2566.2	2369	1044	934	674
Kaat	190-159	6	3.34	484	3014.1	2982	1343	1118	729
Viola	112-93	--	3.86	260	1772.2	1775	842	760	521
Aguilera	40-47	254	3.50	490	694.0	641	298	270	179
Radke	148-139	--	4.22	378	2451.0	2643	1233	1150	445
Perry	128-90	5	3.14	376	1883.1	1711	736	659	541
Pascual	145-141	10	3.66	432	2465.0	2283	1127	1002	909
Guardado	37-48	116	4.53	648	704.2	674	368	355	270



## ★ CLASS OF 2009 ★



**BRAD RADKE**  
RIGHT-HANDED PITCHER, 1995-2006

Radke, who was originally drafted in the eighth round of the 1991 First-Year Player Draft, played his entire career with the Twins (1995-2006) and was the Opening Day starter nine times, including seven consecutive seasons from 1999-2005. Radke won 11 games in his rookie campaign in 1995 and won a career-high 20 games in 1997. He was named the American League Pitcher of the Month two times in his career, including July of 1997 when he went 6-0 with a 1.57 ERA and again in April of 2001 when he posted a 6-0 record with a 2.23 ERA.

The Wisconsin native, who was named to the 1998 American League All-Star team, ranks second on the Twins all-time list in starts (377), third in wins (148), strikeouts (1,467) and innings pitched (2451.0), and seventh in games (378). Radke had a career 4.22 ERA and went 2-3 with a 3.60 ERA in six Postseason starts, including 2-0 in the 2002 Division Series vs. Oakland. He was named one of the "50 Greatest Twins" in 2010.



**GEORGE BROPHY**  
FRONT OFFICE, 1961-85

Brophy was an original member of the Twins organization in 1961. When the Twins replaced the Class AAA Minneapolis Millers and the St. Paul Saints as the featured team in Minnesota in 1961, Brophy, who was the Millers general manager, went to work for Sherry Robertson in the minor league department.

After Robertson's death in 1969, Brophy was named the Twins Vice President in October of 1970 and oversaw the minor league system and scouting departments. Brophy held the position until 1985 when health problems triggered an early retirement from the Twins organization.

Brophy's duties included full administration of the minor league departments, including the working relationships with the Twins minor league affiliates. He was responsible for player moves at the minor league level and for the development of young talent for the major league club. Brophy also handled contract negotiations with minor league players. In 1984, he was named the Topps' Long Meritorious Service Award winner.

Brophy, who also served as a special assignment scout for the Houston Astros before he retired in 1996, passed away in 1998 at the age of 72 from complications stemming from aplastic anemia.

## ★ CLASS OF 2010 ★



**GREG GAGNE**  
SHORTSTOP, 1983-92

Gagne, who was originally drafted in the fifth round of the 1979 First-Year Player Draft by the New York Yankees, was traded to Minnesota in April of 1982 and debuted with the Twins the following season.

The 15-year veteran played 10 seasons with the Twins (1983-92) and became the Twins everyday shortstop in 1985. Gagne appeared in 1,140 games for the Twins, while posting a .980 career fielding percentage as the Twins shortstop.

The Massachusetts native was a member of both 1987 and 1991 World Championship teams and did not commit an error in 37 total chances during the seven-game series vs. Atlanta in 1991. In Game 1 of that series, Gagne helped guide the Twins to a 5-2 victory with a three-run home run in the fifth inning off Braves starter Charlie Leibrandt.

In 2009, Gagne, was named to the Twins All-Metrodome Team commemorating the Twins era from 1982-2009 and was named one of the "50 Greatest Twins" in 2010.

## ★ CLASS OF 2011 ★



**JIM PERRY**  
RIGHT-HANDED PITCHER, 1963-72


Perry played 17 seasons in the major leagues, including 10 with the Twins from 1963-72. He made back-to-back All-Star appearances in 1970 and 71 and won the American League Cy Young Award in 1970, leading the league with 24 wins and 40 starts. He became the first Twin to win the award after going 24-12 with a 3.04 ERA and striking out 168 in 278.2 innings pitched.

Perry went 128-90 with a 3.15 ERA during his time with the Twins and ranks fourth on the Twins all-time list in wins and innings pitched (1,883.1), is fifth in starts (249) and complete games (61) and sixth in strikeouts (1,025). His 3.15 ERA ranks first among Twins with a minimum of 1,000.0 innings pitched. He posted double-digit victories in six of his 10 seasons with the Twins, including three consecutive seasons of 17-plus wins from 1969-71. The North Carolina native went 12-7 with a 2.63 ERA in 1965, guiding the Twins to their first World Series appearance. He was named to the 40th Anniversary All-Time Team in 2000 and one of the "50 Greatest Twins" in 2010.

Perry pitched in 630 games at the major league level from 1959-75, playing for Cleveland, Minnesota, Detroit and Oakland. Born in 1935, Perry is the second-oldest living member of the Twins Hall of Fame. His brother, Gaylord, was inducted into the National Baseball Hall of Fame in 1991.



## ★ CLASS OF 2012 ★



**CAMILO PASCUAL**  
RIGHT-HANDED PITCHER, 1961-66

Pascual played 18 seasons in the major leagues, including 13 with the Minnesota Twins and Washington Senators franchise from 1954-66. He was the first ever Twins All-Star in 1961 and has appeared in more All-Star games than any pitcher in franchise history since 1950, playing in five of six games from 1959-64.

He went 145-141 with a 3.66 ERA during his time with the Twins and Senators, ranking second on the franchise all-time list in shutouts (31), third in strikeouts (1,885), fourth in innings pitched (2,465.0) and fifth in wins (145) and starts (331). He went 88-57 with a 3.31 ERA in six seasons in a Twins uniform from 1961-66, ranking third in shutouts (18), seventh in strikeouts (994), and eighth in wins (88), innings pitched (1,284.2) and starts (179). He was the Twins first ever 20-game winner, recording 20 victories in 1962 and 21 in 1963, while leading the AL in complete games, shutouts and strikeouts in nearly every season from 1959-63. He pitched in 529 games at the major league level from 1954-71, playing for the Washington Senators, Minnesota Twins, Cincinnati, Los Angeles Dodgers and Cleveland.

Born in 1934, Pascual is the oldest living member of the Twins Hall of Fame. The Havana native is a member of the Latino Baseball Hall of Fame and Cuban Baseball Hall of Fame, ranking second to only Luis Tiant in strikeouts among Cuban-born major leaguers. Pascual was also selected to the Twins 25th anniversary team in 1986, the 40th anniversary team in 2000 and one of the "50 Greatest Twins" in 2010.

## ★ CLASS OF 2013 ★



**EDDIE GUARDADO**  
LEFT-HANDED PITCHER, 1993-2003 & 08

Guardado played 17 years in the major leagues, including 12 seasons with the Twins from 1993-2003 and was traded back to the Twins in 2008. "Every Day Eddie" is the Twins all-time leader in games, appearing in 648 throughout his career, recording at least 60 appearances in eight different seasons.

The two-time All-Star became the club's closer from 2001-03 and helped lead the club to two division titles. He led the American League with 45 saves in 2002, while his 116 career saves as a Twin rank third most in club history.

His 83 games in 1996 and 45 saves in 2002 both rank second on the Twins all-time single season lists. He is one of just three pitchers in Twins history to record 40-plus saves in consecutive season, having done it in 2002 (45) and 2003 (41). Additionally, he is the Twins all-time leader in innings (579.0) for a reliever, and ranks second among Twins relievers in strikeouts (550) and wins (34).

The Stockton, California native was drafted by the Twins in the 21st round of the 1990 First-Year Player Draft and spent parts of his major league career with Seattle, Cincinnati and Texas. The left-hander was named one of the "50 Greatest Twins" in 2010.



**TOM MEE**  
MEDIA RELATIONS, OFFICIAL SCORER & BROADCASTER, 1961-2007

Mee began his career in 1957 and was witness to the Twins first baseball game in 1961. Widely regarded as the organization's first employee, Mee had many roles within the organization, including serving as the club's backup radio and television announcer and public address speaker. He was most well-known for his role as Director of Media Relations, a position he held for 30 years.

The St. Paul native received the Robert O. Fischel award for Public Relations excellence in 1988 before retiring in 1991. He was the second ever recipient of the Herb Carneal Lifetime Achievement Award in 2007. Mee, who also served as the Twins official scorer after retirement, dedicated his life to baseball in Minnesota and is vastly responsible for the Twins rich history. The Tom Mee Library, which is located in the Baseball Communications office at Target Field, is named in his honor.

## ★ CLASS OF 2014 ★



**CHUCK KNOBLAUCH\***  
SECOND BASEMAN, 1991-97

Chuck Knoblauch played 12 years in the major leagues, including seven seasons with the Twins from 1991-97. He finished his Twins career playing in 1,013 games, with 1,197 hits, 210 doubles, 51 triples, 43 home runs, 391 RBI, 513 walks and holds the Twins all-time career stolen base record with 272, including a Twins single season record of 62 steals in 1997. Additionally, his 140 runs scored in 1996 are still the Twins single-season club record.

The Houston, Texas native was drafted by the Twins in the first round (25th overall) of the 1989 First-Year Player Draft and spent parts of his major league career with the Yankees and Kansas City. The second baseman was named to the All-Metrodome Team in 2009 and named one of the "50 Greatest Twins" in 2010. He still remains the Twins all-time leader in several offensive categories by a second baseman.

\*elected but not inducted



# BASEBALL COMMUNICATIONS STAFF



## DUSTIN MORSE

DIRECTOR OF BASEBALL COMMUNICATIONS AND PLAYER RELATIONS

Dustin Morse was named Director, Baseball Communications and Player Relations in 2012. A member of the Twins organization since 2006, he is responsible for the day-to-day baseball information, baseball publications, photography, media relations and all player relations needs for the Minnesota Twins. He also oversees the clubs Archive and Hall of Fame Committee where he continues to grow the Twins brand.

Morse has spent 13 years working in Major League Baseball including an internship at the Baseball Hall of Fame in Cooperstown, NY. The Twins mark his fourth different Major League organization having previously spent time with the San Diego Padres (2004-05), Texas Rangers (2003) and Chicago Cubs (2002). Prior to being hired by the Twins, Morse served as the Baseball Information Coordinator for the Padres where he was responsible for statistical research, day-to-day media relations needs and played a role in the opening of PETCO Park in 2004. In 2003, Morse spent the year working as the Texas Rangers Media Relations Assistant, working on a variety of projects that included baseball information and alumni relations. Additionally, Morse completed a media relations internship with the Chicago Cubs in 2002.

Morse, 35, a graduate of the University of Wisconsin-Madison where he majored in Communications and Legal Studies, makes his home in Lakeville, MN along with his wife Meghann, daughter Madison and son Griffin.



## MITCH HESTAD

SENIOR MANAGER OF BASEBALL INFORMATION

Mitch Hestad was named Senior Manager of Baseball Information in January of 2015. Previously served as Manager of Baseball Communications from November 2012 to December 2014. He interned with the Twins' Baseball Communications department in 2006-07 and was hired full time in January of 2008.

Hestad, 32, assists the Director of Baseball Communications in various areas and is responsible for all baseball-related information within the department, including the club's official media guide, season summary, daily game notes and statistics. Additionally, he assists numerous departments within the organization in terms of Twins historical research, proofing and editing.

Prior to joining the Twins, he worked for a year in the University of North Dakota's Sports Information Department and graduated from UND in 2005, earning a degree in Communication with a study of emphasis in Public Relations and Sports Marketing.

The Apple Valley, MN native currently resides in Eagan, MN with his wife, Megan.



## MIKE KENNEDY

MANAGER OF BASEBALL PUBLICATIONS AND CONTENT

Mike Kennedy was named Manager of Baseball Publications and Content in January of 2015. He joined the Twins in 2012 as the Coordinator, Publications and Baseball Communications, a role he held for two seasons. Prior to joining the Twins he was a member of the Colorado Rockies communications department from 2010 to 2012.

Kennedy, 29, is responsible for all official Twins publications including the yearbook, scorecards, media guides and magazines. He also oversees official club photography and artwork while working to increase creative content projects.

Additionally, he works closely with the local and national media to fulfill inquiries and requests and provide baseball information and analysis.

In 2008, he graduated from the University of Wisconsin-Milwaukee, earning a degree in Journalism and Mass Communication with emphasis in Graphic Design and Sports Marketing. Prior to his time with the Colorado Rockies he worked for the Milwaukee Iron Arena Football team in 2010 and was a Baseball Communications Intern for the Minnesota Twins in 2009.

A native of Chaska, MN, Mike currently resides in Minneapolis, MN with his wife, Brittany.



## CORI FRANKENBERG

BASEBALL COMMUNICATIONS ASSISTANT

Cori Frankenberg was named Baseball Communications Assistant in January of 2015. She spent 2014 working for the United States Olympic Committee as a Communications Intern. Prior to that, she worked for WLUK-FOX 11 in Green Bay, WI, as a Sports Intern in 2013 and spent five seasons with the Wisconsin Timber Rattlers minor league baseball club in the promotions department from 2008-12.

Frankenberg, 22, is responsible for assisting all aspects of Baseball Communications, specifically the MLB credentials and general office administration. Additionally, she works closely with the Director of Baseball Communications and Senior Manager of Baseball Information to maintain player-media needs and distribution of baseball information.

Cori graduated from Northern Illinois University in 2014 with a degree in Communications, where she also played soccer for four years.

A native of Appleton, WI, Cori currently resides in Minneapolis, MN.



## BRACE HEMMELGARN

TEAM PHOTOGRAPHER

Brace Hemmelgarn was named to his full-time role of Team Photographer in January of 2014 after spending the previous three seasons in a part-time role with the club.

Hemmelgarn, 25, is responsible for photography needs throughout the organization, digital archiving, photo requests and graphic design.

After graduating from St. Cloud Cathedral High School, Hemmelgarn attended Saint John's University in Collegeville, MN, where he played baseball and graduated in 2012 with a degree in Communication. He has shot a variety of sports in a freelance role since 2008, working with the University of Minnesota athletic department along with USA Today Sports Images where he covers Vikings, Wild and Timberwolves.

A native of St. Cloud, MN, Brace makes his home in Minnetonka, MN.



# MINNESOTA TWINS MEDIA POLICIES

## CREDENTIALS

Credentials for accredited news media are available through <https://credentials.mlb.com> with the appropriate affiliate ID. All requests must be made 24 hours prior to game time. Daily credentials must be picked up at the press gate entrance off 7th Street near the box office on Target Plaza. The press gate will be staffed five hours prior to night games and three hours prior to day games. Daily and season credentials will be issued only to working members of the media and must be displayed at all times while in Target Field. A photo ID and signature are required to pick up credentials. The pressbox is located on the Club Level (2), while both clubhouses, interview room, press dining and field access are located on the Service Level (-2).

## TWINSPRESSBOX.COM

All baseball information, including: media guide, game notes, daily clips, stat packs, minor league report, press releases, headshots and logos will be available at [twinspressbox.com](https://twinspressbox.com). This site also provides media with audio and video clips, along with information for the 29 other MLB clubs.

## INTERVIEWS

Most interviews may be conducted on the field during batting practice where the manager, players and coaches are usually available, as long as the interview does not interrupt their pre-game routine. Members of the media must stay in foul territory between first and third base. In-depth interviews that require more time with a player should be pre-arranged through the Baseball Communications department. Reporters and broadcasters must leave the field, with photographers reporting to their assigned photo positions, no later than one-half hour before game time.

## CLUBHOUSE ACCESS

The Twins clubhouse will be open to media with clubhouse credentials until one hour prior to each game and no longer than 10 minutes following each game. All live television broadcast shots must be conducted outside the clubhouse. Television photographers are allowed in the clubhouse prior to batting practice and after games, but not between batting practice and game time. Still photographers are not allowed in the clubhouse at any time. On occasion of a team meeting, the clubhouse will be closed until the conclusion of the meeting. The training room, dining room and weight room are off-limits to everyone except the manager, coaches, players and Twins officials. The dugout is off limits during the game for everyone except the manager, coaches, players, trainers and certain club officials, in accordance with American League rules.

## FIELD ACCESS

Members of the media must access the field through the Umpire/Star Dressing Room Tunnel. The tunnel is located between the Baseball Communications office and the visiting clubhouse on the Service Level (-2).

## HERB CARNEAL PRESSBOX

Space is available for accredited members of the media on assignment only. Guests are not allowed unless prior approval has been granted by the Baseball Communications department. Wireless internet is available. To reach the Baseball Communications office and visiting clubhouse, take the stairs or elevator down to the Service Level (-2) and turn left. To reach the media dining/interview room (Twins Room) and home clubhouse, turn right.

## PRESS ROOM

The Twins Room, located on the Service Level (-2), is available for pre-game meals to media with appropriate credentials, for a \$11 charge, approximately two hours prior to, and up until, game time.

## PHOTOGRAPHERS

Due to a lack of on-field photo spots, the first and third base photo pits are limited to local papers, wire services, Twins photographers and whomever is assigned for that particular game. Certain exceptions may be made depending on space availability. An alternative for photographers are the designated photo positions around the concourse. Photographers assigned to the on-field locations should remain in the photo pits at all times during the game. If necessary, photographers should leave between innings only. Photos are allowed during batting practice, but photographers must remain on the dirt in foul territory, between first and third base. No photographs are to be taken from the baseball press box.

## PHOTO EDITING ROOM

Photographers can edit images before, during or after the game in the photo editing room located by the field entrance on the Service Level (-2).

## AUTOGRAPHS

Credentialed media do NOT ask for autographs. Any media members asking for autographs will have their credentials revoked.

## PARKING

There is no on-site parking available at Target Field, but municipal ramps and parking lots are available near the stadium. Because of proximity to the press box, ramp "A" is recommended for media to park in on a game-by-game basis.

**FOR MORE INFORMATION** regarding policies or questions about interviews, photo requests, statistical information, media ticket orders, news releases, etc., call Dustin Morse (612) 659-3472, Mitch Hestad (612) 659-3473, Mike Kennedy (612) 659-3475 or Cori Frankenberg (612) 659-3474.

## PRE-GAME WORKOUT SCHEDULE AT TARGET FIELD

### 12:10 PM Start

Twins Hitting	9:40-10:30
Visitors Hitting	10:30-11:20
Twins Infield	11:20-11:30
Visitors Infield	11:30-11:40
Field Preparation	11:40-Game Time

### 6:10 PM Start

Twins Hitting	3:40-4:30
Visitors Hitting	4:30-5:20
Twins Infield	5:20-5:30
Visitors Infield	5:30-5:40
Field Preparation	5:40-Game Time

### 1:10 PM Start

Twins Hitting	10:40-11:30
Visitors Hitting	11:30-12:20
Twins Infield	12:20-12:30
Visitors Infield	12:30-12:40
Field Preparation	12:40-Game Time

### 7:10 PM Start

Twins Hitting	4:40-5:30
Visitors Hitting	5:30-6:20
Twins Infield	6:20-6:30
Visitors Infield	6:30-6:40
Field Preparation	6:40-Game Time



# MINNESOTA TWINS BALLPARKS

## HUBERT H. HUMPHREY METRODOME



- » Opened on April 3, 1982, the Hubert H. Humphrey Metrodome was home to the Twins for 28 years. It was the third domed facility in baseball and remained the only air-supported structure of its kind until its demolition in January of 2014.
- » The Metrodome is the only stadium in the world to play host to the World Series (1987 and 1991), Major League Baseball's All-Star Game (1985), the Super Bowl (XXVI, 1992) and the NCAA Final Four Basketball Tournament (1992 and 2001).
- » Construction began on December 20, 1979 and was built by the state of Minnesota at a cost of approximately \$68 million.
- » Field dimensions were 343' down the left field line, 385' to the left field power alley, 408' to dead center field, 367' to the right field power alley and 327' down the line in right. The fence in left field and center field was 7' high (plexi-glass was on the left field wall from 1985-94, which made the wall 13' high) and the one in right field was 23' high, including 16' of plastic tarp installed in 1983.
- » **April 14, 1983:** Roof deflated due to tear caused by heavy snow.
- » **May 4, 1984:** Oakland's Dave Kingman hit a ball into one of roof's drainage holes in a 4th inning at-bat. The ball never came down and Kingman was awarded a ground rule double.
- » **April 26, 1986:** Roof suffered slight tear due to high winds, causing a nine minute delay in the bottom of the seventh inning vs. California.
- » **August 29, 1992:** A power outage in the third inning caused a 23 minute delay vs. New York.
- » **August 5, 2001:** A power outage in the area of Minneapolis surrounding the Metrodome caused the air conditioning to shut down, heating the inside of the dome during the game to a high temperature of 91 degrees, as the Twins fell to the Royals, 10-5.
- » **October 2, 2004:** The Twins and Indians were forced to suspend their game after the 11th inning due to a curfew rule in effect for the University of Minnesota football game.
- » **October 2, 2005:** Upon the conclusion of his 50th year of broadcasting baseball, the Twins re-named the baseball pressbox "The Herb Carneal Press Box", in honor of their long-time radio broadcaster. Carneal died on April 1, 2007.
- » **August 2, 2007:** The Twins and Royals postponed their 12:10 pm game a day after Interstate 35W bridge collapse in Minneapolis.
- » **December 19, 2013:** The Vikings defeat the Lions 14-13 in the final sporting event played in the Metrodome.
- » **January 18, 2014:** As a portion of the demolition for the Minnesota Vikings' new stadium, the Metrodome roof is deflated.

### METRODOME FIRSTS

**GAME:** April 6, 1982 vs. Seattle (Seattle 11, Minnesota 7)  
**> POSTSEASON GAME:** October 7, 1987 (LCS) vs. Detroit  
**ATTENDANCE:** 52,279  
**GAME TIME TEMP:** 70 in/28 out  
**PITCHER:** Pete Redfern, Minnesota  
**BATTER:** Julio Cruz, Seattle (struck out)  
**TWINS BATTER:** Jim Eisenreich (grounded out)  
**HIT:** Solo home run by Dave Engle, Minnesota, 1st inning  
**RUN:** Engle in 1st inning  
**SINGLE:** Jim Maler, Seattle, 3rd inning  
**DOUBLE:** Manny Castillo, Seattle, 3rd inning  
**TRIPLE:** Gary Gaetti, Minnesota, 2nd inning  
**HOME RUN:** Engle in 1st inning  
**GRAND SLAM:** Gary Ward, May 10, 1982, off Boston's Mike Torrez  
**WALK:** Castillo in 5th inning  
**STRIKEOUT:** Cruz in 1st inning  
**STOLEN BASE:** Cruz in 5th inning  
**WINNING PITCHER:** Floyd Bannister, Seattle  
**TWINS WIN:** Wednesday, April 7, 1982 (Minnesota 7, Seattle 5)

### METRODOME LASTS

**GAME:** October 6, 2009 vs. Detroit (Minnesota 6, Detroit 5-12 inn.)  
**> POSTSEASON GAME:** October 11, 2009 (ALDS) vs. New York  
**ATTENDANCE:** 54,088  
**GAME TIME TEMP:** 68 in/43 out  
**PITCHER:** Fernando Rodney, Detroit  
**BATTER:** Alexi Casilla (walk-off single)  
**TWINS BATTER:** Alexi Casilla (walk-off single)  
**HIT:** Single by Alexi Casilla, 12th inning  
**RUN:** Carlos Gomez, 12th inning  
**SINGLE:** Alexi Casilla, 12th inning  
**DOUBLE:** Brandon Inge, Detroit, 10th inning  
**TRIPLE:** Michael Cuddyer, 10th inning  
**HOME RUN:** Magglio Ordonez, Detroit 8th inning  
**GRAND SLAM:** Delmon Young, October 2, 2009 off Lenny DiNardo  
**WALK:** Delmon Young, 12th inning  
**STRIKEOUT:** Gerald Laird, Detroit, 12th inning  
**STOLEN BASE:** Gomez, October 4, 2009  
**WINNING PITCHER:** Bobby Keppel  
**TWINS WIN:** Tuesday, October 6, 2009 (Minnesota 6, Detroit 5)

\*Regular season only\*



# MINNESOTA TWINS BALLPARKS

## METROPOLITAN STADIUM



- » Construction began on June 20, 1955 and the facility opened in 1956 as the home of the Minneapolis Millers. Total cost of Metropolitan stadium was \$10.3 million
- » The Twins first game in Minnesota was played on April 21, 1961, a 5-3 loss to the Washington Senators.
- » The "Met" played host to the All-Star Game on July 13, 1965. The National League beat the American League 6-5.
- » Met Stadium also played host to the 1965 World Series and playoff games vs. Baltimore in 1969 and 1970.
- » A shared facility, Metropolitan Stadium was also the home of the Minnesota Vikings (1961) and Minnesota Kicks (1976).
- » Notable events such as a concert featuring the Eagles, Pablo Cruz and the Steve Miller Band (1978) as well as the Beatles (1965) took place at Met Stadium.
- » Jack Kralick and Dean Chance tossed the only two no-hitters by Twins pitchers at Metropolitan Stadium. Kralick's was on August 26, 1962 in a 1-0 win vs. Kansas City and Chance's was on August 6, 1967 in a 2-0 win vs. Boston.
- » On June 9, 1966 vs. Kansas City, the Twins set a major league record by hitting five home runs in one inning (Rich Rollins, Zoilo Versalles, Tony Oliva, Don Mincher and Harmon Killebrew).
- » The longest home run ever hit by a Twin was on June 3, 1967 when Harmon Killebrew hit a 520-foot shot off Lou Burdette of the California Angels.
- » Several members of the Twins won Major League Baseball awards while playing at Met Stadium: Three MVP Awards (Zoilo Versalles in 1965, Harmon Killebrew in 1969 and Rod Carew in 1977); one Cy Young Award (Jim Perry in 1970); three Rookie of the Year Awards (Tony Oliva in 1964, Rod Carew in 1967 and John Castino in 1979); one Manager of the Year Award (Sam Mele in 1965).
- » On September 22, 1968, Cesar Tovar became the second player in major league history to play all nine positions in a game. He was also the first position player to start a game on the mound.

### "MET" FIRSTS

**GAME:** April 21, 1961 vs. Washington Senators (Wash. 5, Min. 3)  
**ATTENDANCE:** 24,606  
**GAME TIME TEMP:** 63 degrees  
**PITCHER:** Camilo Pascual, Minnesota  
**BATTER:** Marty Keough, Washington (singled)  
**TWINS BATTER:** Zoilo Versalles (popped up)  
**HIT:** Single by Keough, 1st inning  
**RUN:** Keough in 1st inning  
**SINGLE:** Keough in 1st inning  
**DOUBLE:** Lenny Green, Minnesota, 6th inning  
**TRIPLE:** Roy Sievers, Chicago White Sox, May 1, 1961  
**HOME RUN:** Dale Long, Washington, 1st inning  
**GRAND SLAM:** Mickey Mantle, Yankees, May 2, 1961, off Pascual  
**WALK:** Danny O'Connell, Washington, 3rd inning  
**STRIKEOUT:** Joe McClain, Washington, 3rd inning  
**STOLEN BASE:** Jim Landis, Chicago White Sox, 7th inning  
**WINNING PITCHER:** McClain  
**TWINS WIN:** Saturday, April 22, 1961 (Min. 5, Wash. 4)

### "MET" LASTS

**GAME:** September 30, 1981 vs. Royals (KC 5, Min. 2)  
**ATTENDANCE:** 15,900  
**GAME TIME TEMP:** 56 degrees  
**PITCHER:** Fredie Arroyo, Minnesota  
**BATTER:** Roy Smalley, Minnesota (pop up)  
**TWINS BATTER:** Smalley (pop up)  
**HIT:** Single by Gary Ward, 9th inning  
**RUN:** U.L. Washington, Kansas City, 4th inning  
**SINGLE:** Ward in 9th inning  
**DOUBLE:** Washington in 4th inning  
**TRIPLE:** George Brett, Kansas City, September 9, 1981  
**HOME RUN:** Clint Hurdle, Kansas City, 4th inning  
**GRAND SLAM:** Lenny Randle, April 27, 1981, off Don Cooper  
**WALK:** Darryl Motley, Kansas City, 9th inning  
**STRIKEOUT:** Ward in 6th inning  
**STOLEN BASE:** Washington in 2nd inning  
**WINNING PITCHER:** Larry Gura, Kansas City  
**TWINS WIN:** Sunday, September 27 (Min. 5, Tex. 2)



# HISTORY OF THE TWINS UNIFORMS



1961-71 Home



1961-71 Road



1972 Home



1972 Road



Harmon Killebrew, Tony Oliva, Chuck Knoblauch, Paul Molitor, Kent Hrbek and Bert Blyleven model their era's Twins uniforms in this photo taken in 1997. The red, alternate jersey was worn by the Twins only during the 1997 season.



1973-86 Home



1973-86 Road



1987-2009 Home



1987-2009 Road



# HISTORY OF THE TWINS UNIFORMS



1997- Alternate Home  
\* Blue hat with "M" also used



1997-08 Alternate Road  
\* TC and red hat also used



2006-09  
Home Alternate




2009  
Home Alternate



2010-13  
Home Alternate



2010-14  
Home




2010-Present  
Home Alternate



2010-Present  
Road



2011-Present  
Alternate



2015-Present  
Home  
\* Kasota Gold outlines TC on hat

# HISTORY OF THE TWINS PRIMARY LOGO



1961-75



1976-86



1987-93



1994-2009



2010-Present



## 25TH ANNIVERSARY TEAM



In 1986, the Minnesota Twins celebrated 25 years of baseball in Minnesota. As part of that celebration, the Twins held a 25th Anniversary Reunion on July 31-August 3. The weekend began with a banquet in which the Silver Anniversary Team, voted by fans, was announced (see below). The weekend concluded with an Old Timers game, featuring the 1965 World Series Twins playing a team consisting of other former Twins, and a pre-game ceremony honoring the Silver Anniversary Team. Fans were treated to a Camera Night in which they were able to take pictures with their favorite former Twins and received a framable poster which was a collage of the team. Below is the 25th Anniversary Team.

POS	PLAYER	YEARS
LF	Bob Allison	1961-70
CF	Cesar Tovar	1965-72
RF	Tony Oliva	1962-76
3B	John Castino	1979-84
SS	Zoilo Versalles	1961-67
2B	Rod Carew	1967-78
1B	Harmon Killebrew	1961-74
C	Earl Battey	1961-67
LHP	Jim Kaat	1961-73
RHP	Camilo Pascual	1961-66
RP	Al Worthington	1964-69
MGR	Billy Martin	1969

## 40TH SEASON ANNIVERSARY ALL-TIME TEAM



In 2000, the Minnesota Twins celebrated 40 years of baseball in Minnesota. As part of that celebration, the Twins announced the Twins All-Time Team as part of the ballclub's 40th Season Celebration.

Voting for the Twins All-Time Team was split into three phases, including: the fans, the Upper Midwest Media and the players (former/current Twins players and coaches). Each groups' vote counted one-third toward the final balloting results with the top vote recipients at each position automatically being named to the team. The All-Time Team selection committee reserved the right to name additional players to the final roster based upon overall vote totals.

The All-Time Team took part in an on-field pre-game ceremony on August 12, 2000 and a poster depicting the All-Time team was given to the first 10,000 fans in attendance, courtesy of the Star Tribune.

A total of 93 Twins players and managers were featured on the All-Time Team ballot which included categories for each of the following: manager, catcher, first base, second base, third base, shortstop, outfield, right-hand starting pitcher, left-hand starting pitcher, relief pitcher, designated hitter, pinch hitter and utility player.

The Minnesota Twins 40th Season All-Time Team is comprised of 22 members of which ten were also on the club's 25th Anniversary Team in 1986 including catcher Earl Battey, first baseman Harmon Killebrew, second baseman Rod Carew, shortstop Zoilo Versalles, leftfielder Bob Allison, centerfielder Cesar Tovar, rightfielder Tony Oliva, right-handed pitcher Camilo Pascual, left-handed pitcher Jim Kaat and relief pitcher Al Worthington. The Minnesota Twins 40th Season Anniversary All-Time Team is listed below:

POS	PLAYER	YEARS	POS	PLAYER	YEARS
MGR	Tom Kelly	1986-01	RHP	Bert Blyleven	1970-76, 85-88
C	Earl Battey	1961-67		Jim Perry	1963-72
1B	Kent Hrbek	1981-94		Camilo Pascual	1961-66
2B	Rod Carew	1967-78	LHP	Jim Kaat	1961-73
3B	Harmon Killebrew	1961-74	RP	Frank Viola	1982-89
	Gary Gaetti	1981-90		Rick Aguilera	1989-99
SS	Greg Gagne	1983-92		Jeff Reardon	1987-89
	Zoilo Versalles	1961-67		Al Worthington	1964-69
OF	Bob Allison	1961-70	DH	Paul Molitor	1996-98
	Tony Oliva	1962-76	PH	Randy Bush	1982-93
	Kirby Puckett	1984-95	UTIL	Cesar Tovar	1965-72







## ALL-METRODOME TEAM

In 2009, the Minnesota Twins celebrated the final season in the Hubert H. Humphrey Metrodome. As part of that celebration, the Twins held a "Farewell To The Metrodome" weekend during which the All-Metrodome Team was announced.

Voting for the Twins All-Metrodome Team was split into three phases, including the fans, the Upper Midwest media and a veteran's committee made up of Twins alumni, front office representatives and team historians. In total, more than 100,000 votes were cast by the fans at [www.twinsbaseball.com](http://www.twinsbaseball.com).

The All-Metrodome team took part in an on-field ceremony following the Twins final scheduled regular season home game on October 4, 2009 vs. the Kansas City Royals. Below are the players that make up the Twins All-Metrodome Team:

POS	PLAYER	YEARS	POS	PLAYER	YEARS
SP	Bert Blyleven	1985-89	2B	Chuck Knoblauch	1991-97
SP	Brad Radke	1995-2006	SS	Greg Gagne	1983-92
SP	Johan Santana	2000-07	3B	Gary Gaetti	1982-90
SP	Frank Viola	1982-89	LF	Dan Gladden	1987-91
RP	Rick Aguilera	1989-99	CF	Torii Hunter	1998-2007
RP	Joe Nathan	2004-09	CF	Kirby Puckett	1984-95
C	Joe Mauer	2004-09	RF	Tom Brunansky	1982-88
1B	Ken Hrbek	1982-94	DH	Paul Molitor	1996-98
1B	Justin Morneau	2003-09	MGR	Tom Kelly	1986-2001

## ALL-METRODOME LEADERS

STAT	PLAYER	YEARS	TOTAL	STAT	PLAYER	YEARS	TOTAL
Games	Kirby Puckett	1984-95	914	Wins	Brad Radke	1995-2006	85
At-Bats	Kirby Puckett	1984-95	3,689	Win %	Johan Santana	2000-07	.676
Hits	Kirby Puckett	1984-95	1,269	Saves	Joe Nathan	2004-09	125
Runs	Kirby Puckett	1984-95	626	Games	Eddie Guardado	1993-2003, '08	328
2B	Kirby Puckett	1984-95	239	Starts	Brad Radke	1995-2006	197
3B	Kirby Puckett	1984-95	38	CG	Frank Viola	1982-89	28
HR	Kent Hrbek	1982-94	156	IP	Brad Radke	1995-2006	1,309.1
RBI	Kent Hrbek	1982-94	623	Strikeouts	Brad Radke	1995-2006	839
BB	Kent Hrbek	1982-94	438	ERA	Joe Nathan	2004-09	1.86
AVG	Kirby Puckett	1984-95	.344				





## 50 GREATEST TWINS

In 2010, the Minnesota Twins celebrated 50 years of baseball in Minnesota. As part of that celebration, the Twins announced the "50 Greatest Twins." The 50 Greatest Twins players were voted upon by local media and Twins/Baseball historians. The team was introduced as part of the Twins 50th Anniversary Weekend and the All-Time Team took part in an on-field pre-game ceremony on September 3, 2010. Former Twins shortstop Greg Gagne, was the newest member inducted into the Twins Hall of Fame on September 4. Finally, members of the 50 Greatest Twins and local Twins alumni gathered to play the first ever Twins Legends Game on September 5. Below is the complete list of the 50 Greatest Minnesota Twins:

POSITION	PLAYER	YEARS	POSITION	PLAYER	YEARS
Pitcher	Rick Aguilera	1989-99	Outfield/Infield	Gene Larkin	1987-93
Outfield	Bob Allison	1961-70	Manager	Billy Martin	1969
Catcher	Earl Battey	1961-67	Manager	Gene Mauch	1976-80
Pitcher	Bert Blyleven	1970-76, 85-88	Catcher	Joe Mauer	2004-Present
Outfield	Lyman Bostock	1975-77	Manager	Sam Mele	1961-67
Outfield	Tom Brunansky	1982-88	Designated Hitter	Paul Molitor	1996-98
Infield	Rod Carew	1967-78	First Base	Justin Morneau	2003-13
Infield	John Castino	1979-84	Pitcher	Jack Morris	1991
Outfield/Infield	Michael Cuddyer	2001-11	Pitcher	Joe Nathan	2004-09
Third Base	Gary Gaetti	1981-90	Outfield	Tony Oliva	1962-76
Shortstop	Greg Gagne	1983-92	Pitcher	Camilo Pascual	1961-66
Manager/Coach	Ron Gardenhire	1991-2014	Pitcher	Jim Perry	1963-72
Outfield	Dan Gladden	1987-91	Outfield	Kirby Puckett	1984-95
Pitcher	Dave Goltz	1972-79	Manager	Frank Quilici	1972-75
Pitcher	Jim "Mudcat" Grant	1964-67	Pitcher	Brad Radke	1995-2006
Pitcher	Eddie Guardado	1993-2003, 08	Pitcher	Jeff Reardon	1987-89
Outfield	Larry Hise	1973-77	Pitcher	Johan Santana	2000-07
First Base	Kent Hrbek	1981-94	Infield	Roy Smalley	1976-87
Outfield	Torii Hunter	1997-2007	Coach	Rick Stelmazek	1981-2012
Pitcher	Jim Kaat	1961-73	Pitcher	Kevin Tapani	1989-95
Manager	Tom Kelly	1986-01	Utility	Cesar Tovar	1965-72
Third Base	Harmon Killebrew	1961-74	Infield	Zoilo Versalles	1961-67
Second Base	Chuck Knoblauch	1991-97	Pitcher	Frank Viola	1982-89
Pitcher	Jerry Koosman	1979-81	Outfield/DH	Dave Winfield	1993-94
Third Base	Corey Koskie	1998-2004	Pitcher	Al Worthington	1964-69





# TREASURE ISLAND BASEBALL NETWORK



2015 marks the ninth season that the Minnesota Twins control their radio broadcast rights. More than 90 stations in the five-state area carry Twins games and comprise the Treasure Island Baseball Network. In the Minneapolis-St. Paul market, the Twins can be heard on Go 96.3. The move to 96.3 in 2013 marked the first time in franchise history that Twins games were broadcast on the FM spectrum in the metro area.

The Twins employ an in-house production team that produces the game broadcasts including pre-game and post-game shows that air on network affiliates. In addition, the network team produces the off-season "Hot Stove Show" that airs Wednesday nights November through February hosted by pre- and post-game host, Kris Atteberry. During the season, fans across Twins Territory can listen to "The Paul Molitor Show" live on Sunday mornings at 9:30 Central Time. The manager's show is hosted by Kris Atteberry and former Twins great, Jack

Morris. Also a staple of Sunday morning baseball talk is "Inside Twins" which airs prior to Sunday pre-game shows featuring Twins General Manager Terry Ryan and other front office staff and is hosted by Twins play-by-play man Cory Provus. These two shows run all season and give fans a glimpse into the inner workings of Twins baseball.

In 2007 the Twins, in partnership with the Minnesota News Network, assumed control and development of the Twins Radio Network with Treasure Island Resort & Casino, becoming the first-ever naming rights partner for the network in 2010. Historically, the Treasure Island Baseball Network has been one of the largest in all of Major League Baseball with hometown radio partners bringing Twins baseball to fans across five states.

The Twins return to BOB FM (107.5 La Mera Buena and 95.9 La Neta) to broadcast 50 games in Spanish. Alfonso Fernandez begins his seventh season as play-by-play voice with Tony Oliva as the analyst.

## John Gordon Award — Twins Radio Affiliate of the Year

Named after legendary Twins broadcaster, John Gordon, this honor is awarded annually to the Twins radio affiliate that demonstrates the best of Twins Territory in its commitment to the Minnesota Twins and its community.

2012 -- KMGM in Montevideo, MN

2013 -- WELY in Ely, MN

2014 -- KROC in Rochester, MN

### TREASURE ISLAND BASEBALL NETWORK

CITY	STATION	ON DIAL	CITY	STATION	ON DIAL	CITY	STATION	ON DIAL
<b>MINNESOTA:</b>			New Ulm	KNUJ-AM	860	Spencer	KICD-AM	1240
Twin Cities	KTNW-FM	96.3	Northfield	KYMN-AM	1080	Spencer	KICD-FM	98.3
Aitkin	KKIN-FM	94.3	Ortonville	KDIO-AM	1350	<b>NORTH DAKOTA:</b>		
Alexandria	KULO-FM	94.3	Owatonna	KRFO-AM	1390	Bismarck	KXMR-AM	710
Bagley / Fosston	KKCQ-FM	96.7	Park Rapids	KPRM-AM	870	Carrington	KDAK-AM	1600
Bemidji	KBUN-AM	1450	Pine City	WCMP-FM	100.9	Devils Lake	KDLR-AM	1240
Benson	KBMO-AM	1290	Preston	KFIL-FM	103.1	Dickinson	KLTC-AM	1460
Blackduck	WQXJ-FM	104.5	Red Wing	KWNG-FM	105.9	Fargo	KFGO-AM	790
Brainerd	KUAL-FM	103.5	Rochester	KROC-AM	1340	Grand Forks	KNOX-AM	1310
Crookston	KROX-AM	1260	Roseau	KRWB-AM	1410	Grand Forks	KNOX-FM	107.9
Dassel	KARP-FM	106.9	Roseau	KKEQ-FM	102.9	Hettinger	KNDC-AM	1490
Detroit Lakes	KDLM-AM	1340	St. Cloud	WJON-AM	1240	Jamestown	KQDJ-AM	1400
Duluth	KDAL-AM	610	Sleepy Eye	KNUJ-FM	107.3	Jamestown	KQDJ-FM	97.1
Ely	WELY-FM	94.5	Staples	KNSP-AM	1430	Mayville	KMAV-FM	105.5
Ely	WELY-AM	1450	Starbuck	KRVY-FM	97.3	Minot	KCJB-AM	910
Eveleth	KRBT-AM	1340	Thief River Falls	KTRF-AM	1230	Oakes	KDDR-AM	1220
Faribault	KDHL-AM	920	Wabasha	WBHA-AM	1190	Valley City	KOVC-AM	1490
Fergus Falls	KJKK-AM	1020	Wabasha	WBHA-FM	99.7	Wahpeton	KBMW-AM	1450
Glencoe	KGLB-AM	1310	Wadena	KWAD-AM	920	<b>SOUTH DAKOTA:</b>		
Glenwood	KMGK-FM	107.1	Walker	KAKK-AM	1570	Aberdeen	KGIM-AM	1420
Grand Rapids	KDZY-AM	1320	Willmar	KDJS-AM	1580	Aberdeen	KGIM-FM	107.1
Hibbing	WMFG-AM	1240	Windom	KDOM-AM	1580	Huron	KOKK-AM	1210
Int'l Falls	KSDM-FM	104.1	Windom	KDOM-FM	94.3	Pierre	KGFX-AM	1060
Little Falls	WYRQ-FM	92.1	Winona	KWNO-AM	1230	Pierre	KGFX-FM	107.1
Mankato	KTOE-AM	1420	Worthington	KWOA-AM	730	Rapid City	KTOQ-AM	1340
Mankato	KTOE-FM	250	<b>IOWA:</b>			Rapid City	KTOQ-FM	105.7
Marshall	KMHL-AM	1400	Cedar Falls	KCFI-AM	1250	Sioux Falls	KSOO-AM	1140
Marshall	KMHL-FM	103.3	Cedar Falls	KCNZ-AM	1650	Watertown	KWAT-AM	950
Mpls / St. Paul	KTNW-FM	96.3	Cedar Rapids	KGYM-FM	107.5	Yankton	WNAX-AM	570
Montevideo	KMGM-FM	105.5	Iowa Falls	KIFG-AM	1510	<b>WISCONSIN:</b>		
Moose Lake	WMOZ-FM	106.9	Iowa Falls	KIFG-FM	95.3	Balsam Lake	WLMX-FM	104.9
Morris	KMRS-AM	1230	Mason City	KYTC-FM	102.7	Eau Claire	WBIZ-AM	1400
New Prague	KCHK-AM	1350	Sioux City	KMNS-AM	620			

### TREASURE ISLAND BASEBALL NETWORK PRODUCTION CREW

Executive Producer.....Mark Genosky  
Venue Engineer/Director.....Kyle Hammer

Associate Producer/Engineer.....Drew Halverson  
Production Assistants.....Connor Wiplfi and Nolan Sinkler



# TWINS 2015 RADIO BROADCASTERS



**CORY PROVUS**  
PLAY-BY-PLAY/ANALYST

Cory Provus joined the Twins radio broadcast team in 2012, sharing play-by-play and analyst duties for all regular, postseason and spring training broadcasts. Provus, 36, spent the previous three seasons (2009-11) in Milwaukee, where he did play-by-play with Hall of Famer Bob Uecker on WTMJ-AM and the Brewers Radio Network.

The Chicago native began his Major League Baseball broadcast career in 2007 as the Chicago Cubs pre- and post-game show host. He also handled play-by-play duties, backing up Pat Hughes during games and anchored the morning and afternoon drive sportscasts as a reporter for WGN-AM in Chicago. In the offseason, Provus can

be seen broadcasting college football and basketball for Big Ten Network and Fox Sports 1.

In June of 2006, Provus was named the voice of the University of Alabama-Birmingham Blazers, where he handled radio play-by-play for UAB football, men's basketball and baseball. While at UAB, he was named the 2006 Radio Sportscaster of the Year by the Alabama Broadcasters Association.

Provus also has various experience hosting studio shows, managing production and doing play-by-play for various International Sports Properties. He handled play-by-play for the Conference USA Football Championship Game, the ACC Men's Basketball Tournament and various play-by-play duties for Georgia Tech, Wake Forest and Virginia Tech baseball, football and basketball.

A graduate of the S.I. Newhouse School of Public Communications at Syracuse University, Provus also worked at WAER-FM in Syracuse from 1996-2000, handling radio play-by-play and acting as studio host for Orange football, basketball and lacrosse. Provus and his wife, Dana, and son, Cooper (6/3/13), make their home in Minnetonka, MN. Since joining the Minneapolis community, the Provus family has enjoyed participating in projects with Simpson Housing Services-which houses, supports and advocates for families experiencing homelessness.



**DAN GLADDEN**  
PLAY-BY-PLAY/ANALYST

Former Twin Dan Gladden enters his 16th year in the Twins radio broadcast booth, his 12th as a full-time analyst. Gladden played in the major leagues for 11 years and retired from professional baseball following the 1994 season. He finished his career batting .270 with 203 doubles, 40 triples, 74 home runs, 446 RBI and 222 stolen bases in 1,197 games.

He made his big league debut in 1983 with the San Francisco Giants, with whom he played for three seasons, and was named to both Topps and *Baseball Digest* All-Rookie teams in 1984. He was acquired along with pitcher David Blakely by Minnesota in exchange for pitchers Jose Dominguez, Bryan Hickerson and Ray Velasquez on

March 31, 1987 and spent five years with the Twins before signing as a free agent with Detroit in 1992. He spent his last year in professional baseball playing for the Yomiuri Giants of the Japanese Central League in 1994. From there, Gladden was a major league advance scout for the Colorado Rockies from 1996-98 and a minor league roving instructor for San Francisco in 1999.

Gladden was a key ingredient in the Twins 1987 and 1991 World Championship teams. His grand slam home run in Game 1 of the 1987 Series vs. St. Louis capped a seven-run 4th inning and he scored the game-winning run in the 10th inning in Game 7 of the 1991 Series vs. Atlanta.

Dan and wife, Janice, make their home in Eden Prairie, MN. His daughter Ashley is married to Joe Gaetti, son of Twins Hall of Famer Gary Gaetti, and lives in San Diego. Daughter Whitney currently lives in Arizona.



**KRIS ATTEBERRY**  
STUDIO HOST/PLAY-BY-PLAY

Kris Atteberry begins his ninth season hosting the Pregame Lineup Card and Postgame Download on the Twins Radio Network as well as providing play-by-play and analysis for select games. Kris has also worked the Prep Bowl for the past four years on Channel 45, in addition to calling men's and women's college basketball on CBS SportsNetwork.

Kris joined the Twins after spending five summers (2002-06) calling games on radio and television for the St. Paul Saints. Prior to joining the Saints, Kris spent three seasons as the lead broadcaster for the Sioux Falls Canaries. Additionally, he has broadcast men's basketball at Cal State Fullerton, as well as basketball, volleyball and baseball at Pepperdine

University. From 2002 to 2006 he served as the voice of Montana State football and basketball, twice earning Montana Sportscenter of the Year accolades.

Atteberry, 41, is a native of Bozeman, MT and a 1996 graduate of Stanford University where, in addition to earning a degree in English Literature, he was awarded a National Association of Athletic Directors post-graduate scholarship for his broadcast work with Cardinal athletics.

Kris, wife, Jennifer, and daughter, Jessica, reside in southwest Minneapolis, MN.



**JACK MORRIS**  
TWINS RADIO/TWINS TELEVISION ANALYST

Morris begins his ninth season as a broadcaster for the Twins in 2015. The Minnesota native returned home in 2014 after spending 2013 as color analyst for Blue Jays radio broadcasts. He spent 2005-11 as a Twins radio analyst.

Morris, 59, is a 1973 graduate of Highland Park High School in St. Paul. He went on to play three seasons at Brigham Young University in Provo, Utah, before being drafted in the fifth round of the 1976 Draft by the Detroit Tigers. He played 14 years for the Tigers, one year for the Twins, two for the Toronto Blue Jays and finished his career in 1994 with the Cleveland Indians. In all, Morris won four World Series championships.

During his 18-year career, Morris had a record of 254-186, 3.90 ERA with 1390 walks and 2478 strikeouts in 549 career games (527 starts). He won 10-or-more games 14 times during his career and threw 10-or-more complete games in a season 11 times. A five-time All-Star, he was named the Most Valuable Player of the 1991 World Series after going 2-0 with a 1.17 ERA in three starts vs. the Atlanta Braves, including a 10-inning complete game victory to win Game Seven and the World Series for the Twins.

Jack and his wife, Jennifer, have a son Miles, and reside in Grant, MN. Morris also has two grown children, Austin and Erik.



# TWINS 2015 SPANISH RADIO BROADCASTERS



**ALFONSO FERNANDEZ**  
SPANISH RADIO, PLAY-BY-PLAY

Fernandez begins his 10th season in 2015 with the Minnesota Twins serving as the Spanish play-by-play announcer.

Fernandez also serves as the Spanish broadcast voice for the Minnesota Timberwolves since 2005.

Fernandez has called the action in Spanish for five other professional sports teams including the Minnesota Vikings (2005-09), the Los Angeles Clippers (1993-95), the Los Angeles Lakers (1988-90) and the Los Angeles Rams (1987-91).

He was the first to broadcast basketball in Spanish in the Los Angeles area and has spent 33 years behind the microphone.

Fernandez and his wife, Rosalia, daughter, Angela, and son, Jared, make their home in White Bear Lake, MN.



**TONY OLIVA**  
SPANISH RADIO, ANALYST

Pedro 'Tony' Oliva Jr., or 'Tony-O' to those who followed his 24-year career as a Twins player and coach, was a man who seemed to excel in all aspects of the game. He could hit for power and average, run, field and throw, and his versatility made him one of the most feared hitters of his day.

Tony-O collected 1,917 hits and retired with a .304 career average. He is the only player to win batting titles in his first two seasons and was the winner of three in his 15-year career, which still stands as the club's longevity mark. His prowess as a hitter was demonstrated in the fact that he led the league in hits five times,

and his 220 career home runs rank third all-time among Twins. If not for knee problems which cut his career short, Oliva would have been a certain choice for the National Baseball Hall of Fame.

Oliva, the 1964 American League Rookie of the Year, began his coaching career in 1976. He also works as a hitting instructor in the Twins minor league system and scouts for the club. He had his number 6 retired July 14, 1991, was selected to the Twins 25th Anniversary Team in 1986 and the 40th Season Anniversary All-Time Team in 2000. He was inducted into the Twins Hall of Fame on August 12, 2000, and was named one of the "50 Greatest Twins" in 2010. In 2013, he became the eighth ever recipient of the Herb Carneal "Lifetime Achievement" Award.



## DID YOU Know?

...that Minnesota's Tony Oliva hit the first home run by a designated hitter in American League history. He went deep off Catfish Hunter, April 6, 1973 at Oakland.



# TWINS 2015 TELEVISION BROADCASTERS



**BERT BLYLEVEN**  
TWINS TELEVISION, COLOR ANALYST

This will be the Hall of Famer's 20th full season as color commentator for the Twins. Blyleven pitched in the major leagues for 23 years, including 11 seasons for the Twins, from 1970-92. He was elected to the National Baseball Hall of Fame on January 5, 2011 and was inducted on July 24, 2011 in Cooperstown, NY. The native of Zeist, Holland, Bert is very proud to be the first Dutch born major league player to be inducted into the Baseball Hall of Fame. He served as the pitching coach for Team Netherlands in the 2009 and 2013 World Baseball Classic.

Blyleven is one of only three major league pitchers, all-time, to win a major league game before his 20th birthday and after his 40th birthday (Herb Pennoch and Mike Morgan). He also pitched at the major league level with Texas, Pittsburgh, Cleveland and California. He still holds the Twins club record for total strikeouts (2,035), shutouts (29) and complete games (141). In 1973 he went 20-17 with a 2.52 ERA, tossing 25 complete games in 40 starts, including nine shutouts and 325.0 innings. He posted double-digit wins in 17 different seasons. As a member with the Texas Rangers in 1977, Bert tossed a no-hitter defeating the Angels at Anaheim Stadium.

On baseball's all-time list, Blyleven ranks fifth in strikeouts (3,701), 10th in games started (685), ninth in shutouts (60), third in complete game 1-0 wins (15), 14th in innings pitched (4,970.0), eighth in home runs allowed (430) and 26th in wins (287). He was voted AL Rookie Pitcher of the Year in 1970 and AL Comeback Player of the Year in 1989. Bert pitched in two All-Star games and was a member of two Championship World Series teams (Pirates in 1979 and Twins in 1987).

Bert and his wife, Gayle, reside in Fort Myers, FL during the off-season and have six children and eight grandchildren. They are involved in helping raise funds for Parkinson's Association and other charitable organizations.



**DICK BREMER**  
TWINS TELEVISION, PLAY-BY-PLAY

The 2015 season will be Dick Bremer's 32nd season as a broadcaster for the Twins. The Minnesota native graduated from St. Cloud State University in 1978. Following his graduation he worked for three years in Cedar Rapids, IA as a sportscaster for WMT-Radio and TV (now KGAN-TV). While there, he began his play-by-play career doing University of Iowa basketball for two years.

He was named weekend sportscaster at WTCN-TV (now KARE-11) in 1981. After two years, he left to begin his Twins play-by-play career with Spectrum Sports in 1983. He remained there until 1985 while also doing Minnesota North Stars games. He rejoined the Twins broadcast team in 1987 and has remained there working for Twinsvision, Midwest Sports Channel and FS North.

In 2013, Dick was the recipient of the Silver Circle Emmy for Broadcast Excellence and inducted into the Minnesota Museum of Broadcasting Hall of Fame.

Throughout his career, he has also done Minnesota Vikings preseason football, University of Minnesota men's hockey, football and basketball and the Minnesota State High School League's football and girl's and boys' basketball tournaments.

Dick and his wife, Heidi, along with son Erik and daughter Hannah, make their home in St. Michael, MN.



**ROY SMALLEY**  
TWINS TELEVISION, COLOR ANALYST

The 2015 season will be Roy Smalley's 13th season overall in some capacity with the Twins television broadcasts. Smalley played in the major leagues for 13 years, including 10 seasons for the Twins, from 1976-82 and '85-87. He was a part of the Twins first World Championship team in 1987 and named to the AL All-Star team in 1979.

Smalley also played at the major league level with Texas, New York-AL and Chicago-AL. As a Twin, he hit .262 with 1046 hits, 184 doubles, 21 triples, 110 home runs, 485 RBI and 551 runs scored in 1148 games and ranks near the top of many all-time Twins offensive categories. The Los Angeles, California native played collegiality at the University of Southern California and was inducted into the USC Athletic Hall of Fame in 2007 and the College Baseball Hall of Fame in 2013.

Smalley currently makes his home in Edina, Minnesota and is Senior Vice President, Portfolio Manager at Morgan Stanley Wealth Management. He serves as President on the Board of Directors for the nonprofit organization Pitch in for Baseball and is an advocate for the Boys & Girls Clubs of the Twin Cities.

## TWINS TELEVISION PRODUCTION CREW

Producers.....	Chris Withers, John Stroh
Directors.....	Matt Gangl, Matt Laaksonen
Pre/Post Game Producer.....	Vanessa Lambert
Pre/Post Game Host.....	Tom Hanneman
Sideline Reporters.....	Marney Gellner, Kevin Gorg
Pre/Post Host and Sideline Reporter.....	Jamie Hersch
Pre/Post Game Analysts.....	Tim Laudner, Jack Morris, Roy Smalley
Graphics.....	Bruce Wolfe, Tom Mee



# TWINS BROADCAST TEAMS

1961: WCCO & WTCN-TV —  
Ray Scott, Bob Wolff, Halsey Hall

1962: WCCO & WTCN-TV —  
Scott, Herb Carneal, Hall

1963: WCCO & WTCN-TV —  
Scott, Carneal, Hall

1964: WCCO & WTCN-TV —  
Scott, Carneal, Hall

1965: WCCO & WTCN-TV —  
Scott, Carneal, Hall

1966: WCCO & WTCN-TV —  
Scott, Carneal, Hall

1967: WCCO & WTCN-TV —  
Carneal, Merle Harmon, Hall

1968: WCCO & WTCN-TV —  
Carneal, Merle Harmon, Hall

1969: WCCO & WTCN-TV —  
Carneal, Merle Harmon, Hall

1970: WCCO —  
Carneal, Ray Christensen,  
Al Shaver, Hall  
WTCN-TV —  
Carneal, Frank Buettel, Hall

1971: WCCO —  
Carneal, Christensen, Hall  
WTCN-TV —  
Buettel, Bob Allison, Hall

1972: WCCO —  
Carneal, Christensen, Hall  
WTCN-TV —  
Buettel, Lynn Faris, Hall

1973: WCCO —  
Carneal, Christensen  
WCCO-TV —  
Scott, Ralph Fritz

1974: WCCO —  
Carneal, Larry Calton  
WCCO-TV —  
Fritz, Calton

1975: WCCO —  
Carneal, Calton  
WTCN-TV —  
Scott, Calton, Joe Boyle

1976: WCCO —  
Carneal, Frank Quilici  
WTCN-TV —  
Boyle, Harmon Killebrew

1977: WCCO —  
Carneal, Quilici  
WTCN-TV —  
Boyle, Killebrew

1978: WCCO —  
Carneal, Joe McConnell  
WTCN-TV —  
Boyle, Killebrew

1979: WCCO —  
Carneal, McConnell  
KMSP-TV —  
Bob Kurtz, Larry Osterman

1980: WCCO —  
Carneal, Quilici  
KMSP-TV —  
Kurtz, Osterman

1981: WCCO —  
Carneal, Quilici  
KMSP-TV —  
Kurtz, Osterman

1982: WCCO —  
Carneal, Quilici  
KMSP-TV —  
Kurtz, Osterman

1983: WCCO —  
Carneal, Tim Moreland, Ron Weber  
KMSP-TV —  
Kurtz, Osterman  
SPECTRUM SPORTS —  
Dick Bremer, Pat Hughes

1984: WCCO —  
Carneal, Joe Angel  
KMSP-TV —  
Kurtz, Ted Robinson  
SPECTRUM SPORTS —  
Bremer, Killebrew

1985: WCCO —  
Carneal, Angel  
KMSP-TV —  
Kurtz, Killebrew  
SPECTRUM SPORTS —  
Bremer, Killebrew

1986: WCCO —  
Carneal, Angel  
KMSP-TV —  
Kurtz, Killebrew

1987: WCCO —  
Carneal, John Gordon  
KMSP-TV —  
Killebrew, John Rooney  
TWINSVISION —  
Bremer, Quilici

1988: WCCO —  
Carneal, Gordon  
KMSP-TV —  
Robinson, Jim Kaat  
TWINSVISION —  
Bremer, Killebrew

1989: WCCO —  
Carneal, Gordon  
WCCO-TV/MSC —  
Robinson, Kaat, Bremer

1990: WCCO —  
Carneal, Gordon  
WCCO-TV/MSC —  
Robinson, Kaat, Bremer

1991: WCCO —  
Carneal, Gordon  
WCCO-TV/MSC —  
Robinson, Kaat, Bremer

1992: WCCO —  
Carneal, Gordon  
WCCO-TV/MSC —  
Robinson, Kaat, Bremer, Tom Mee

1993: WCCO —  
Carneal, Gordon, Jim Powell  
WCCO-TV/MSC —  
Kaat, Bremer, George Frazier, Mee

1994: WCCO —  
Carneal, Gordon, Powell  
WCCO-TV/MSC —  
Bremer, Al Newman, Tommy John,  
Bob Carpenter, Chad Hartman

1995: WCCO —  
Carneal, Gordon  
WCCO-TV/MSC —  
Bremer, John, Hartman, Gene Larkin,  
Bert Blyleven, Kent Hrbek, Ryan  
Lefebvre

1996: WCCO —  
Carneal, Gordon  
WCCO-TV/MSC —  
Bremer, John, Blyleven, Lefebvre

1997: WCCO —  
Carneal, Gordon  
WCCO-TV/MSC —  
Bremer, Blyleven, Lefebvre

1998: WCCO —  
Carneal, Gordon, Lefebvre  
KMSP-TV/MSC —  
Bremer, Blyleven, Lefebvre

1999: WCCO —  
Carneal, Gordon, Anthony LaPanta  
KMSP-TV/MSC —  
Bremer, Blyleven, Paul Molitor

2000: WCCO —  
Carneal, Gordon, Dan Gladden  
KMSP-TV/MSC —  
Bremer, Blyleven

2001: WCCO —  
Carneal, Gordon, Gladden  
KMSP-TV/MSC —  
Bremer, Blyleven

2002: WCCO —  
Carneal, Gordon, Gladden  
FSN —  
Bremer, Blyleven

2003: WCCO —  
Carneal, Gordon, Gladden  
FSN —  
Bremer, Blyleven

2004: WCCO —  
Carneal, Gordon, Gladden  
Victory Sports —  
Bremer, Blyleven

2005: WCCO —  
Carneal, Gordon, Gladden  
FSN —  
Bremer, Blyleven

2006: WCCO —  
Carneal, Gordon, Gladden  
FSN —  
Bremer, Blyleven

2007: TRN —  
Carneal, Gordon, Gladden, Jack Morris  
FSN —  
Bremer, Blyleven

2008: TRN —  
Gordon, Gladden, Morris  
FSN —  
Bremer, Blyleven

2009: TRN —  
Gordon, Gladden, Morris, Kris Atteberry  
FSN —  
Bremer, Blyleven

2010: TRN —  
Gordon, Gladden, Morris, Atteberry  
FSN —  
Bremer, Blyleven  
SPANISH RADIO —  
Alfonso Fernandez  
Tony Oliva

2011: TRN —  
Gordon, Gladden, Morris, Atteberry,  
Bob Kurtz, Ted Robinson  
FSN —  
Bremer, Blyleven  
SPANISH RADIO —  
Fernandez, Oliva

2012: TRN —  
Provus, Gladden, Atteberry  
FSN —  
Bremer, Blyleven  
SPANISH RADIO —  
Fernandez, Oliva

2013: TRN —  
Provus, Gladden, Atteberry  
FSN —  
Bremer, Blyleven  
SPANISH RADIO —  
Fernandez, Oliva

2014: TRN —  
Provus, Gladden, Atteberry, Morris  
FSN —  
Bremer, Blyleven  
SPANISH RADIO —  
Fernandez, Oliva

2015: TRN —  
Provus, Gladden, Atteberry, Morris  
FSN —  
Bremer, Blyleven, Smalley  
SPANISH RADIO —  
Fernandez, Oliva



# CHAIRMEN – TWIN CITIES CHAPTER BASEBALL WRITERS' ASSOCIATION OF AMERICA

1961	Charles Johnson	Minneapolis Star and Tribune
1962	Bill Boni	St. Paul Dispatch-Pioneer Press
1963	Tom Briere	Minneapolis Tribune
1964	Arno Goethel	St. Paul Pioneer Press
1965	Bob Martel	United Press International
1966	Bill Hengen	Minneapolis Star
1967	Lew Ferguson	Associated Press
1968	Glenn Redmann	St. Paul Dispatch
1969	Sid Hartman	Minneapolis Tribune
1970	Mike Lamey	Minneapolis Star
1971	Bob Fowler	St. Paul Pioneer Press
1972	Dick Gordon	Minneapolis Star
1973	Pat Thompson	Associated Press
1974	Dan Stoneking	Minneapolis Star
1975	Patrick Reusse	St. Paul Pioneer Press
1976	Jon Roe	Minneapolis Tribune
1977	Carl Peterson	St. Paul Pioneer Press
1978	Max Nichols	Minneapolis Star
1979	Mike Augustin	St. Paul Pioneer Press
1980	Scott Papillon	Associated Press
1981	Doug Grow	Minneapolis Star
1982	Joe Soucheray	Minneapolis Tribune
1983	Charley Walters	St. Paul Pioneer Press
1984	Howard Sinker	Minneapolis Star and Tribune
1985	Curt Brown	St. Paul Pioneer Press Dispatch
1986	Carrie Muskat	United Press International
1987	Gregg Wong	St. Paul Pioneer Press Dispatch
1988	Mike Nadel	Associated Press
1989	Mark Vancil	Minneapolis Star Tribune
1990	Tom Powers	St. Paul Pioneer Press Dispatch
1991	Jeff Lenihan	Star Tribune
1992	Jim Caple	St. Paul Pioneer Press
1993	Steve Aschburner	Star Tribune
1994	Bob Sansevere	St. Paul Pioneer Press
1995	Scott Miller	St. Paul Pioneer Press
1996	Ron Lesko	Associated Press
1997	Dan Barreiro	Star Tribune
1998	Jim Souhan	Star Tribune
1999	Greg Johnson	St. Paul Pioneer Press
2000	LaVelle E. Neal III	Star Tribune
2001	Gordon Wittenmyer	St. Paul Pioneer Press
2002	Dave Campbell	Associated Press
2003	LaVelle E. Neal III	Star Tribune
2004	LaVelle E. Neal III	Star Tribune
2005	LaVelle E. Neal III	Star Tribune
2006	LaVelle E. Neal III	Star Tribune
2007	LaVelle E. Neal III	Star Tribune
2008	LaVelle E. Neal III	Star Tribune
2009	LaVelle E. Neal III	Star Tribune
2010	LaVelle E. Neal III	Star Tribune
2011	LaVelle E. Neal III	Star Tribune
2012	LaVelle E. Neal III	Star Tribune
2013	Pat Borzi	MinnPost.com
2014	Pat Borzi	MinnPost.com
2015	Pat Borzi	MinnPost.com

## BBWAA – TWIN CITIES CHAPTER

**Mike Berardino**  
St. Paul Pioneer Press

**Pat Borzi**  
Honorary Member

**Dennis Brackin**  
Star Tribune

**Dave Campbell**  
Associated Press

**Joe Christensen**  
Star Tribune

**Glen Crevier**  
Star Tribune

**Andy Greder**  
St. Paul Pioneer Press

**Barry Fritz**  
Honorary Member

**Sid Hartman**  
Star Tribune

**Jon Krawczynski**  
Associated Press

**Phil Miller**  
Star Tribune

**LaVelle E. Neal III**  
Star Tribune

**Tom Powers**  
St. Paul Pioneer Press

**Glenn Redmann**  
Honorary Member

**Tad Reeve**  
St. Paul Pioneer Press

**Patrick Reusse**  
Star Tribune

**Bob Sansevere**  
St. Paul Pioneer Press

**Howard Sinker**  
Star Tribune

**Jim Souhan**  
Star Tribune

**John Shipley**  
St. Paul Pioneer Press

**Charley Walters**  
St. Paul Pioneer Press

**Gregg Wong**  
Honorary Member



# MLB PUBLIC RELATIONS DIRECTORY

	CONTACT	OFFICE	PRIVATE
COMMISSIONER'S OFFICE	Pat Courtney Phyllis Merhige Katy Feeney Mike Ieevan	212-931-7878	212-931-7878 931-7616 931-7706 931-7879
BALTIMORE ORIOLES	Kristen Hudak Jim Misudek	410-547-6150	410-547-6159 547-6106
BOSTON RED SOX	Kevin Gregg Jon Shestakofsky	617-226-6000	617-226-6759 226-6446
CHICAGO WHITE SOX	Bob Beghtol Ray Garcia	312-674-1000	312-674-5303 674-5306
CLEVELAND INDIANS	Bart Swain Court Berry-Tripp	216-420-4200	216-420-4386 420-4391
DETROIT TIGERS	Ron Colangelo Aileen Villarreal	313-471-2024	313-471-2024 471-2227
HOUSTON ASTROS	Gene Dias Steve Grande	713-259-8000	713-259-8985 259-8990
KANSAS CITY ROYALS	Mike Swanson Mike Cummings	816-921-8000	816-504-4713 504-4368
LOS ANGELES ANGELS	Tim Mead Eric Kay	714-940-2000	714-940-2003 940-2173
MINNESOTA TWINS	DUSTIN MORSE MITCH HESTAD MIKE KENNEDY	612-659-3400	612-659-3472 659-3473 659-3475
NEW YORK YANKEES	Jason Zillo Michael Margolis	718-293-4300	718-579-4515 579-4503
OAKLAND ATHLETICS	Mike Selleck Adam Loberstein	510-563-2380	510-563-2233 510-563-2248
SEATTLE MARINERS	Tim Hevly Jeff Evans	206-346-4000	206-346-4402 346-4403
TAMPA BAY RAYS	Rick Vaughn Dave Haller	727-825-3242	727-825-3237 825-3485
TEXAS RANGERS	John Blake Rich Rice	817-273-5222	817-273-5208 273-5204
TORONTO BLUE JAYS	Jay Stenhouse Mal Romanin	416-341-1303	416-341-1248 341-1249
ARIZONA DIAMONDBACKS	Josh Rawitch Casey Wilcox Pat O'Connell	602-462-6500	602-462-6746 462-6661 462-6586
ATLANTA BRAVES	Brad Hainje Adrienne Midgley	404-522-7630	404-614-1307 614-1556
CHICAGO CUBS	Peter Chase Jason Carr	773-404-2827	773-404-4020 404-4023
CINCINNATI REDS	Rob Butcher Larry Herms	513-765-7800	513-765-7090 765-7092
COLORADO ROCKIES	Warren Miller Nick Piburn	303-292-0200	303-312-2326 312-2329
FLORIDA MARLINS	Matt Roebuck Marty Sewell	305-626-7476	305-626-7476 626-7474
LOS ANGELES DODGERS	Joe Jareck Jon Chapper	323-224-1500	323-224-1549 224-1589
MILWAUKEE BREWERS	Mike Vassallo Ken Spindler	414-902-4400	414-902-4482 902-4469
NEW YORK METS	Jay Horwitz Shannon Forde	718-565-4330	718-565-4330 565-4323
PHILADELPHIA PHILLIES	Greg Casterioto Craig Hughner	215-463-6000	215-218-5297 218-5248
PITTSBURGH PIRATES	Jim Trdinich Dan Hart	412-323-5000	412-325-4728 325-4976
ST. LOUIS CARDINALS	Brian Bartow Melody Yount Chris Tunno	314-345-9600	314-345-9313 345-9470 345-9781
SAN DIEGO PADRES	Shana Wilson Josh Ishoo	619-795-5261	619-795-5261 795-5258
SAN FRANCISCO GIANTS	Jim Moorehead Matt Chisolm	415-972-2000	415-972-2449 972-2441
WASHINGTON NATIONALS	Elizabeth Alexander Amanda Comak	202-640-7000	202-640-7710 640-7417



# TWINS SPRING TRAINING MEDIA POLICIES

## SPRING CREDENTIALS

Credentials for accredited news media for Spring Training games are available through an application at <https://credentials.mlb.com>. These will be issued only to daily newspaper reporters who will be covering the club, home and road and to area radio and TV sports reporters and camera crews who will be covering on a regular basis. All other media entities will be credentialed on a per-game basis (including parking) through an application at <https://credentials.mlb.com>.

**No fax or email requests will be accepted unless approved by the Baseball Communications department.** Transfer of working press credential will result in the termination of coverage privileges for the individuals involved. A photo ID and signature are required for credential pick-up at the VIP Window.

## FIELD ACCESS

Allowed during batting practice and other workouts during the early training period, but once the game schedule begins the field must be cleared at the end of visitors' batting practice. All reporters must confine themselves to foul territory between 1st and 3rd base. Workouts begin daily at approximately 9:00 a.m.

## DINING ROOM ACCESS

Available only to those media credentialed to cover that day's game, for a \$5 charge. This room will open at 11:30 a.m. for day games (5:30 p.m. for night games) and will close at gametime. Working photographers will be permitted in the press dining room on the same basis as other reporters.

## PRESSBOX ACCESS

Permitted only to members of the Baseball Writers' Association of America (BBWAA) and to coverage reporters of area daily newspapers and radio and TV stations. Weekly newspapers can be accommodated only on a space-available basis. Wireless internet is available.

## CLUBHOUSE ACCESS

Limited to members of the Baseball Writers' Association of America (BBWAA) and to coverage reporters of area daily newspapers and radio and TV stations. The clubhouse will be open prior to and following workouts during the pre-schedule workout period with certain exceptions. During the game schedule, the clubhouses will be closed at the end of batting practice until five minutes after games. Clubhouse access is limited to the player-locker area and the manager's office. The training room, exercise room and equipment rooms are off-limits to all media. No still cameras are allowed in the clubhouse.

## INTERVIEWS

Players will accommodate when possible where on-field interviews are concerned. Any in-studio appearances or appearances on the player's own time must be set up through the Baseball Communications department.

## RADIO & TV

Television cameras will be allowed in the clubhouse prior to games and workouts, as well as after games and workouts. Feature material should be filmed on the field during batting practice. Post-game interviews may be conducted on the field or in the clubhouse for both TV and radio.

## CAMERA POSITIONS

Several camera positions are available for shooting during the game, but no cameras will be allowed on the field itself. The center field position will be for game television cameras only, as will the low home position, unless cleared through the Baseball Communications department. High and low, first and third base will be credentialed on a space-available basis. Any photographers shooting from the field photo pits will only be allowed to leave or change positions between innings.

## PHOTOGRAPHERS

No still photographers will be allowed on the field during the game or in the clubhouse at any time. There are at least four positions from which photographers may shoot during games. On the first day of full squad workouts, photographers will be allowed the freedom of the field during the exercise period, but must stay in foul territory during the actual workout times. On all other days, all media personnel must stay in foul territory and no farther down the lines than first and third base. No photographs are to be taken from the pressbox.

## MEDIA DAY

Will be on Tuesday, March 3, beginning at 7:30 a.m., sharp. All photographers and media seeking head shots and digital content are asked to cooperate by doing this on Media Day, when the players will be made available in an assembly line fashion to accommodate all accredited news services.

## AUTOGRAPHS

Professional journalists do NOT ask for autographs. Any media members asking for autographs will have their credentials revoked.

## TICKETS

May be purchased by coverage personnel out of a block held for this purpose. These tickets are for personal use only and advance notice is recommended to increase chance of availability.

**FOR ADDITIONAL INFORMATION:** Call or e-mail Dustin Morse (612) 325-8184 or [dustinmorse@twinsbaseball.com](mailto:dustinmorse@twinsbaseball.com), or Mitch Hestad (952) 240-2953 or [mitchhestad@twinsbaseball.com](mailto:mitchhestad@twinsbaseball.com).

## PRE-GAME WORKOUT SCHEDULE AT THE CENTURYLINK SPORTS COMPLEX

### 1:05 PM Start

Twins Hitting	10:15 a.m.-11:15 a.m.
Visitors Hitting	11:15 a.m.-12:15 p.m.
Twins Infield	12:15-12:30
Visitors Infield	12:30-12:45
Field Preparation	12:45-1:05

### 7:05 PM Start

Twins Hitting	4:15-5:15
Visitors Hitting	5:15-6:15
Twins Infield	6:15-6:30
Visitors Infield	6:30-6:45
Field Preparation	6:45-7:05

\*All times listed as Eastern



# SPRING TRAINING RECORDS

## INDIVIDUAL RECORDS

All stats since 1965

### BATTING

Average (25+ AB).....	490, Hisle, 1977
Games.....	28, Maxwell, 2000 and Tyner, 2007
At-Bats.....	96, Puckett, 1985
Runs.....	24, Gaetti, 1983
Hits.....	35, Allen, 1999
Total Bases.....	67, Gaetti, 1983
Singles.....	32, Allen, 1999
Doubles.....	10, Koskie, 2001 and W. Ramirez, 2013
Triples.....	5, Guzman, 2000
Home Runs.....	10, Gaetti, 1983
RBI.....	31, Ward, 1983
Walks.....	20, Killebrew, 1966
Strikeouts.....	22, Carew, 1967
Stolen Bases.....	8, Cole, 1994
Caught Stealing.....	4, Killebrew, 1971
	J. Nettles, 1973
	Lawton, 1996
GDP.....	7, Walker, 2000
Sacrifice Hits.....	4, Wilfong, 1978
Sacrifice Flies.....	4, Darwin, 1974
	Hocking, 2001
Hit-by-Pitcher.....	4, Gaetti, 1988
	Cordova, 1996

### PITCHING

Wins.....	5, Blyleven, 1975
	O'Connor, 1983
	Viola, 1985
	Lohse, 2006
Losses.....	4, Grant & Kaat, 1967
	Aldred, 1997
Saves.....	5, Grzenda, 1969
	Sanders, 1973
Pct.....	1.000 (5-0), O'Connor, 1983
	1.000 (4-0), Mays, 2002
	1.000 (5-0), Lohse, 2006
ERA (20.0+ IP).....	0.33, Blyleven, 1973
Innings Pitched.....	38.0, Perry, 1970
Hits.....	48, Blyleven, 1971
	Koosman, 1981
Runs.....	28, Grant, 1967
Earned Runs.....	26, Rodriguez, 1998
Home Runs.....	8, Butcher, 1986
Walks.....	24, Decker, 1975
Strikeouts.....	33, Liriano, 2012
Games.....	13, Davis, 1986
Games Started.....	8, Grant, 1965
Complete Games.....	1, many players
Hit-Batsmen.....	3, many players
Wild Pitches.....	5, Decker, 1975
	Morris, 1991

## TEAM RECORDS

### BATTING

Average.....	327, 1983
At-Bats.....	1,281, 1998
Runs.....	199, 2001
Hits.....	363, 1998
Total Bases.....	546, 2001
Singles.....	275, 1998
Doubles.....	74, 2004
Triples.....	15, 1977
Home Runs.....	36, 2003
RBI.....	180, 2001
Walks.....	127, 1977
Strikeouts.....	251, 2013
Stolen Bases.....	28, 1977 and 89
Caught Stealing.....	20, 1973
GDP.....	49, 1996
Sacrifice Hits.....	15, 1979
Sacrifice Flies.....	16, 1989
Hit-by-Pitcher.....	20, 2002

### PITCHING

Wins.....	21, 1991
Losses.....	22, 1974
Saves.....	12, 1972 and 73
Win Pct.....	.739 (17-6), 1983
ERA.....	2.82, 1972
Innings Pitched.....	322.0, 1998
Hits.....	387, 1997
Runs.....	220, 1997
Earned Runs.....	195, 1997
Home Runs.....	44, 2000
Walks.....	123, 1970
Strikeouts.....	224, 2012
Games Started.....	37, 1998
Complete Games.....	2, 1979
Relief App.....	140, 2004
Shutouts.....	5, 1973
Hit-Batsmen.....	15, 1997
Wild Pitches.....	26, 2001

## MISCELLANEOUS RECORDS

One-run games, Won.....	14, 1989
One-run games, Lost.....	9, 1988
Extra-innings, Won.....	4, 1968 and 96
Extra-innings, Lost.....	5, 1967
Night games, Won.....	5, 1973 and 75
Night games, Lost.....	3, many years
Day games, Won.....	20, 1991 and 2004
Day games, Lost.....	21, 1998
Home games, Won.....	13, 1991
Home games, Lost.....	11, 1997
Road games, Won.....	12, 2012
Road games, Lost.....	13, 1988
Vs. Right-handers, Won.....	15, 1996, 2001 and 04
Vs. Right-handers, Lost.....	17, 1999
Vs. Left-handers, Won.....	13, 1991
Vs. Left-handers, Lost.....	12, 1974
Vs. AL, Won.....	15, 1991
Vs. AL, Lost.....	15, 1998
Vs. NL, Won.....	11, 1973, 89 and 2004
Vs. NL, Lost.....	13, 1974 and 86
Double plays, Twins.....	41, 1991
Double plays, Opponent.....	49, 1996
Errors, Team.....	44, 1967
Errors, Opponent.....	47, 1991
Errors, Individual.....	9, Ferrer, 1974 and Meares, 1996
Left-on-base, Twins.....	258, 1998
Left-on-base, Opponent.....	257, 1998

Attendance, Season	
Home.....	170,497 (15), 2010 (two exhibition games at Target Field)
Road.....	118,111 (17), 1988
Florida	
Orlando.....	58,796 (14), 1989
Lee County.....	129,543 (17), 2008
Road.....	124,733 (19), 2012
Average, Season	
Orlando.....	7,443 (16), 1989
Lee County.....	7,808 (16), 2007
Road.....	7,304 (16), 1996
Average, Florida	
Orlando.....	4,258 (12), 1988
Lee County.....	8,091 (16), 2011
Road.....	5,417 (16), 2005
Attendance, Game High	
Home.....	35,100, Chicago-NL
	April 1, 1989 at Metrodome
Road.....	37,637, Colorado
	March 30, 1996 at Denver
Florida	
Orlando.....	5,488, Los Angeles, March 29, 1964
Lee County.....	9,298, New York-AL, March 22, 2014
Road.....	10,698, at New York-AL, March 21, 2013
Attendance, Game Low	
Orlando.....	432, Philadelphia, April 3, 1974
Lee County.....	1,389, Texas, April 18, 1995
Road.....	300, Montreal, March 14, 1974

MISC.



# CENTURYLINK SPORTS COMPLEX

The Twins will spend their 25th spring training season in Lee County at the newly renovated CenturyLink Sports Complex in 2015. Spurred by their first year in the state-of-the-art facility, the Twins won the 1991 World Series after enjoying their most successful Spring Training camp in history as they posted a record-high 21 wins. In the 24 years, the Twins have drawn at total of 2,493,002 fans for 373 dates, an average of 6,509 per game (total does not include 17 replacement games in 1995 which drew 49,240 fans).

Located south of the city of Ft. Myers near Interstate 75, the CenturyLink Sports Complex is the spring training home to the Twins and their six minor league affiliates. The centerpiece of the facility is a 9,300-seat stadium in which the major league Twins play their exhibition games and conduct some of their daily workouts. The complex also features five full fields and two half-fields.

On August 3, 2004, the Twins signed an extension with Lee County for use of the complex through 2020, and on November 6, 2012 the Lee County Board of County Commissioners approved a \$42.5 million renovation and a new 30-year lease. Combined with the Twins contribution, raised the total renovations to \$48.5 million. The renovations increased the seating capacity to 9,300 and include a new party deck, expanded gift shop and an outfield boardwalk around the playing field to create a 360-degree walk-around the stadium, similar to Target Field. The plan also renovated previously existing concession stands, restrooms, suites and press box areas.

A signature feature of the renovated facilities is the Twins Player Development Academy which includes a 58-room residence hall for players and staff, dining facilities, recreational spaces, great meeting rooms, educational classrooms and Champions Hall, a 220 seat theater used by players and staff for meetings, conferences and presentations throughout the year. The Academy contains state of the art technology, Wi-Fi throughout and high-tech video systems for player instruction for both major league and minor league players.

In addition to the Player Development Academy, the entire minor league building was renovated including expanded clubhouse with new lockers for players and staff, new 1,800 square foot training room, high tech video facilities, expanded office space and a new game field for the minor league teams.

The major league facility upgrades include new athletic training and strength and conditioning rooms, new lockers for players and staff, dedicated dining room space, state of the art video facilities and complete renovation of all office and meeting rooms.

The CLSC is home to two Twins minor league affiliates, housing both the Ft. Myers Miracle of the Single-A Florida State League and the Rookie Level Gulf Coast League Twins.



## CenturyLink® Sports Complex

The main stadium was renamed Bill Hammond Stadium late in the 1994 spring season in honor of the longtime Deputy County Manager who was instrumental in getting the complex approved and bringing the Twins to Lee County.

Major league home and visiting clubhouses are included in the stadium proper, and complete facilities for the minor league teams are contained in a building adjacent to their playing fields. Prior to the start of the 2005 spring training, a 6,000 square foot state-of-the-art fitness training room and conference center was built next to the minor league facility. During the winter of 2007, Lee County and the Twins implemented a variety of improvements to Hammond Stadium, including installation of a grass berm adjacent to right field; installation of a drink rail and party deck behind the grass berm; and installation of two new rows of seats (125 seats in total) at field level between the dugouts. Prior to the start of the 2008 spring schedule, new lights and seats were installed at Hammond Stadium.

The major league club's administrative offices are located in the stadium, with the minor league administrative offices in the building adjacent to its fields.

The facility also features a four-field softball complex and other athletic facilities for use by Lee County organizations and visiting amateur baseball and softball teams, plus an 11-acre water-management lake.

The Twins trained in Orlando, FL, from 1936 through 1990 (with the exception of the war years of 1943, 44 and 45, when they conditioned in College Park, MD) and their minor league clubs moved to Terry Park in Ft. Myers in 1990, after headquartering in Melbourne, FL, from 1964-89. The entire organization was united for the first time in Lee County in 1991.

The Sports Complex, an \$18.2 million undertaking, was completed in February, 1991. Lescher and Mahoney, an architectural and engineering firm based in Tampa, FL, was the lead architect for the project, with design assistance from Ellerbe-Becket of Kansas City, Missouri. Case Contracting Company of Plant City, FL, was the contractor.

### CENTURYLINK SPORTS COMPLEX RENOVATIONS

**RIGHT:** Renovations included a 360 degree boardwalk with group gathering areas, shade trellises, a second berm in LF and several different seating options around the outfield.



**RIGHT:** Pre-game gathering spaces outside the gates, additional (and faster) elevators and a grand new entry into the seating bowl from behind home plate are among the features.



**LEFT:** The new site plan includes an additional practice field, a player development academy adjacent to the minor league complex and additional parking beyond the softball fields.



**LEFT:** Wider concourses with shade trellises make it easier to navigate through the Hammond Stadium facilities.


**RIGHT:** A deck at the top of the seating areas allow fans to view the field from different angles, most of which will be covered by the existing roof.



**RIGHT:** The right field boardwalk area features several seating options, concessions and shaded areas.



**LEFT:** A player development academy includes dining facilities and meeting space for 200 players (at left) and staff, plus classrooms and recreation areas to be used throughout the year.



**LEFT:** The top two floors feature a 55-room dormitory that house minor league players during spring training, the GCL season, rehabilitation assignments and fall instructional league programs.



# 2014 SPRING TRAINING FINAL BATTING STATISTICS

PLAYER	AVG	G	AB	R	H	2B	3B	HR	RBI	SH	SF	HB	BB	SO	SB	CS	E	OBP
Arcia	.250	1	48	9	12	2	1	2	6	0	2	1	4	16	1	0	1	.309
Bartlett	.093	20	43	2	4	0	0	0	1	0	0	0	3	9	1	0	1	.152
Beresford	.167	9	12	1	2	0	0	0	0	0	0	0	1	2	0	0	0	.231
Bernier	.286	14	14	2	4	0	0	0	0	0	0	1	2	2	0	0	0	.412
Buxton	.158	7	19	2	3	1	0	1	2	0	0	0	0	1	0	0	1	.158
Colabello	.349	23	43	8	15	4	0	1	8	0	0	1	8	10	0	0	1	.462
Dozier	.232	20	56	9	13	6	0	1	2	0	0	0	4	9	2	0	1	.283
Escobar	.279	21	43	2	12	2	1	1	9	0	1	0	0	10	0	0	1	.273
Farris	.333	2	3	1	1	1	0	0	2	0	0	0	0	0	0	0	0	.333
Florimon	.185	10	27	1	5	0	0	0	2	0	0	0	1	9	1	2	1	.214
Fryer	.273	7	11	0	3	1	0	0	3	0	0	0	1	3	0	0	0	.333
Goodrum	---	1	0	1	0	0	0	0	0	0	0	0	2	0	0	0	0	1.000
Hanson	.333	2	3	1	1	1	0	0	0	0	0	0	0	1	0	0	0	.333
Harrison	.000	1	1	0	0	0	0	0	0	0	0	0	0	1	0	0	0	.000
Herrmann	.412	14	17	2	7	2	0	0	0	0	0	0	3	5	0	0	0	.500
Hicks	.327	18	52	5	17	4	0	1	4	0	0	0	3	8	2	1	1	.364
Kepler-Rozycski	.500	7	12	4	6	1	0	0	2	0	0	0	2	3	0	0	0	.571
Knudson	.000	1	2	0	0	0	0	0	0	0	0	0	0	0	0	0	0	.000
Koch	.333	2	3	1	1	0	0	0	0	0	0	0	0	1	0	0	0	.333
Kubel	.196	17	46	3	9	1	0	1	3	0	0	0	6	17	0	0	0	.288
Kvasnicka	.000	2	3	0	0	0	0	0	0	0	0	0	0	1	0	0	0	.000
Mastroianni	.231	10	26	3	6	0	0	0	0	0	0	0	2	5	1	0	0	.286
Mauer	.271	19	48	3	13	1	0	0	4	0	0	0	8	10	0	0	2	.375
Mejia	.000	2	1	0	0	0	0	0	0	1	0	0	0	1	0	0	0	.000
Michael	.500	1	2	2	1	0	0	0	0	0	0	0	0	0	1	0	0	.500
Mitchell	.400	10	15	2	6	1	0	1	6	0	1	0	2	5	0	2	1	.444
Nelson	---	1	0	0	0	0	0	0	0	0	0	0	1	0	0	0	0	1.000
Ortiz	.000	3	4	0	0	0	0	0	0	0	0	1	0	0	0	0	0	.200
Parnelee	.195	18	41	3	8	2	0	1	3	0	0	0	1	2	11	0	1	.250
Pettersen	.000	1	2	1	0	0	0	0	0	0	0	0	0	0	0	0	0	.000
Pinto	.286	15	28	3	8	1	0	1	4	0	0	0	2	5	0	0	0	.333
Plouffe	.269	21	52	6	14	5	0	0	5	0	0	0	6	13	0	0	1	.345
Polanco	.273	6	11	3	3	1	0	0	2	0	0	0	2	0	0	0	1	.385
Presley	.189	17	37	3	7	0	0	0	1	0	0	1	3	10	1	3	0	.268
Rahi	.333	5	6	0	2	0	0	0	0	0	0	1	0	0	0	0	0	.429
Ramirez	.235	15	34	1	8	1	0	1	8	0	1	0	1	10	0	0	0	.250
Rodriguez	.000	2	2	0	0	0	0	0	0	0	0	0	0	1	0	0	0	.000
Rohlfing	.176	13	17	1	3	0	0	0	1	0	0	1	1	7	0	0	1	.263
Romero	.304	14	23	5	7	3	1	0	1	0	0	0	2	4	0	0	2	.360
Rosario	---	0	0	0	0	0	0	0	0	0	0	0	0	0	0	0	0	---
Sano	---	0	0	0	0	0	0	0	0	0	0	0	0	0	0	0	0	---
Sanтана	.391	10	23	2	9	3	2	0	5	0	0	0	3	2	3	0	3	.462
Suzuki	.200	16	40	2	8	1	0	0	3	0	0	1	2	6	0	0	0	.256
Turner	.250	3	4	0	1	0	0	0	0	0	0	0	0	0	0	0	0	.250
Vargas	.286	5	7	0	2	0	0	0	2	0	2	0	1	4	0	0	0	.300
Walker	1.000	1	2	1	2	1	0	1	2	0	0	0	0	0	0	0	0	1.000
Waring	.333	11	15	5	5	0	0	2	4	0	0	0	0	4	0	0	2	.333
Wickens	1.000	1	1	0	1	0	0	0	0	0	0	0	0	0	0	0	0	1.000
Willingham	.068	17	44	5	3	1	0	1	2	0	1	1	6	14	0	0	0	.192
Wimberly	.000	2	2	0	0	0	0	0	0	0	0	0	0	0	0	0	0	.000
TEAM	.245	28	946	105	232	47	5	16	97	1	8	10	84	221	13	9	22	.311
OPPONENTS	.266	28	944	120	251	57	3	21	114	4	5	6	71	169	11	8	27	.320

## ATTENDANCE AT HAMMOND STADIUM

Year	Dates	Attendance	Average	Year	Dates	Attendance	Average
1991	18	123,753	6,875	2004	15	110,331	7,355
1992	17	119,920	7,054	2005	15	111,691	7,446
1993	16	90,503	5,656	2006	17	121,574	7,151
1994	15	100,930	6,729	2007	17	129,543	7,620
1995*	7	18,737	2,677	2008	16	124,934	7,808
1996	17	80,027	4,707	2009	17	122,555	7,209
1997	18	89,743	4,986	2010	13	104,712	8,054
1998	19	90,523	4,764	2011	16	129,453	8,091
1999	16	82,527	5,158	2012	16	117,503	7,344
2000	17	99,432	5,849	2013	17	113,845	6,697
2001	18	94,513	5,251	2014	14	107,806	7,700
2002	17	102,238	6,014	<b>TOTAL</b>	<b>383</b>	<b>2,493,002</b>	<b>6,509</b>
2003	15	106,209	7,081	* - does not include 17 replacement games which drew 49,240			




# 2014 SPRING TRAINING FINAL PITCHING STATISTICS

PITCHER	W	L	ERA	G	GS	CG	SH	SV	IP	H	R	ER	HR	HB	BB	SO	WP	BK	BAA
Burton	0	2	4.70	8	0	0	0	0	7.2	7	4	4	1	0	5	5	3	0	.233
Correia	1	2	4.76	4	4	0	0	0	17.0	19	9	9	1	1	2	3	1	0	.284
Darnell	0	0	4.50	2	0	0	0	0	2.0	4	1	1	0	0	2	2	0	0	.444
Deduno	0	1	1.76	7	0	0	0	0	15.1	8	3	3	0	0	7	17	1	0	.163
Diamond	1	1	5.29	6	3	0	0	0	17.0	20	14	10	2	0	10	13	1	0	.303
Duensing	1	0	4.26	6	0	0	0	0	6.1	5	3	3	2	0	0	3	0	0	.208
Fien	1	0	3.52	6	0	0	0	0	7.2	5	3	3	2	0	1	11	1	0	.172
Gibson	0	0	2.20	5	2	0	0	1	16.1	12	5	4	1	1	3	7	2	0	.200
Gilmartin	0	0	1.50	4	0	0	0	0	6.0	5	1	1	0	0	2	5	0	0	.227
Guerra	0	0	0.00	5	0	0	0	1	5.0	3	0	0	0	0	2	9	0	0	.167
Guerrier	0	0	6.75	4	0	0	0	0	4.0	5	3	3	0	1	0	3	1	0	.294
Hermesen	0	0	---	0	0	0	0	0	0.0	0	0	0	0	0	0	0	0	0	---
Hoffman	0	1	3.00	5	0	0	0	0	6.0	7	4	2	0	0	1	2	0	0	.269
Hughes	0	2	4.74	5	5	0	0	0	19.0	26	12	10	2	0	4	12	0	0	.333
Ibarra	0	0	---	0	0	0	0	0	0.0	0	0	0	0	0	0	0	0	0	---
Johnson	0	0	0.00	5	0	0	0	0	7.0	5	0	0	0	0	1	5	0	0	.192
Jorge	0	0	---	0	0	0	0	0	0.0	0	0	0	0	0	0	0	0	0	---
May	0	1	6.00	2	0	0	0	0	3.0	6	2	2	1	0	1	2	0	0	.400
Meyer	0	0	4.50	1	0	0	0	0	2.0	4	2	1	0	0	0	1	0	0	.364
Nolasco	0	2	5.50	5	5	0	0	0	18.0	20	11	11	1	1	3	11	2	0	.294
Oliveros	1	0	0.00	3	0	0	0	0	3.0	0	0	0	0	0	1	2	0	0	.000
Peltrey	1	0	3.57	6	6	0	0	0	17.2	16	7	7	1	0	6	9	0	0	.250
Perkins	1	0	6.43	7	0	0	0	0	7.0	11	5	5	1	1	1	8	0	0	.355
Pino	0	0	0.00	1	0	0	0	0	1.1	1	0	0	0	0	1	2	0	0	.200
Pressly	0	1	5.40	8	0	0	0	0	8.1	10	5	5	2	0	3	9	1	0	.286
Raley	0	0	3.00	2	0	0	0	1	3.0	3	1	1	1	0	1	1	0	0	.273
Stewart	0	0	---	0	0	0	0	0	0.0	0	0	0	0	0	0	0	0	0	---
Swarzak	0	1	4.66	5	0	0	0	0	9.2	13	5	5	1	1	1	7	0	0	.317
Thielbar	1	1	1.13	8	0	0	0	1	8.0	7	3	1	0	0	3	7	0	0	.241
Thompson	1	0	1.35	7	0	0	0	0	6.2	4	1	1	0	0	3	3	0	0	.167
Thorpe	0	0	---	0	0	0	0	0	0.0	0	0	0	0	0	0	0	0	0	---
Tonkin	0	0	0.00	7	0	0	0	0	8.1	3	0	0	0	0	2	5	0	0	.111
Worley	0	1	13.50	4	3	0	0	0	10.2	22	16	16	2	0	5	5	1	0	.415
TEAM	9	16	4.00	28	28	0	0	4	243.0	251	120	108	21	6	71	169	14	0	.266
OPPONENTS	16	9	3.45	28	28	0	1	7	247.2	232	105	95	16	10	84	221	14	2	.245

## TWINS ANNUAL SPRING RECORD

Year	Record	Year	Record	Year	Record	Year	Record
1961	15-14	1975	17-13	1989	19-12	2003	19-13
1962	12-13	1976	10-5	1990	6-9	2004	20-11
1963	7-20	1977	14-15	1991	21-10	2005	15-14-2
1964	16-10	1978	15-10	1992	12-15-1	2006	19-13
1965	11-16	1979	13-13	1993	17-13	2007	14-17
1966	15-13	1980	15-6	1994	14-18	2008	15-15
1967	12-17	1981	15-13	1995	8-6	2009	19-13
1968	12-16	1982	9-16	1996	18-15	2010	16-14
1969	12-12	1983	17-6	1997	13-21	2011	20-12
1970	7-20	1984	13-13	1998	15-21-1	2012	18-15
1971	11-15	1985	13-16-1	1999	13-21	2013	17-16
1972	16-9	1986	11-19	2000	17-17	2014	9-16-3
1973	15-14	1987	14-10	2001	19-14	<b>TOTALS</b>	<b>764-759-9</b>
1974	5-22	1988	11-18	2002	18-14-1		





# TWINS 2015 SPRING TRAINING DATA

**HEADQUARTERS:** Four Points by Sheraton  
13600 Treeline Avenue South  
Ft. Myers, FL 33913  
239-322-1399

**STADIUM:** CenturyLink Sports Complex  
14100 Six Mile Cypress Parkway  
Ft. Myers, FL 33912  
239-533-7610

**REPORTING DATES:** Pitchers & Catchers, February 22  
Position Players, February 27

**FIRST WORKOUTS:** Pitchers & Catchers, February 23  
Position Players, February 28

**PHOTO DAY:** Tuesday, March 3, 7:30 a.m.

## EXHIBITION SCHEDULE

DATE	DAY	OPPONENT	SITE	RADIO	TV	TIME
3/4	WEDNESDAY	University of Minnesota	CENTURYLINK SPORTS COMPLEX	TIBN/Go 96.3	FS NORTH	7:05 p.m.
3/5	THURSDAY	BOSTON	CENTURYLINK SPORTS COMPLEX	TIBN/Go 96.3	FS NORTH	7:05 p.m.
3/6	Friday	Tampa Bay	Port Charlotte	--	--	1:05 p.m.
3/7	Saturday	Boston	Jet Blue Park	TIBN/Go 96.3	--	1:05 p.m.
3/8	SUNDAY	BALTIMORE	CENTURYLINK SPORTS COMPLEX	TIBN/Go 96.3	FS NORTH	1:05 p.m.
3/9	Monday	Pittsburgh	Bradenton	--	--	1:05 p.m.
3/10	Tuesday	Toronto	Dunedin	--	--	1:05 p.m.
3/11	WEDNESDAY	TAMPA BAY	CENTURYLINK SPORTS COMPLEX	--	--	1:05 p.m.
3/12	THURSDAY	MIAMI	CENTURYLINK SPORTS COMPLEX	TIBN	FS NORTH	1:05 p.m.
3/13	Friday	Pittsburgh	Bradenton	--	--	1:05 p.m.
3/14	Saturday	St. Louis	Jupiter	TIBN/Go 96.3	FS NORTH	1:05 p.m.
3/15	SUNDAY	ST. LOUIS	CENTURYLINK SPORTS COMPLEX	TIBN/Go 96.3	FS NORTH	1:05 p.m.
3/16	Monday	OFF DAY				
3/17	Tuesday	Baltimore	Sarasota	--	--	1:05 p.m.
3/18	WEDNESDAY	BALTIMORE	CENTURYLINK SPORTS COMPLEX	--	--	1:05 p.m.
		Boston	Jet Blue Park	--	--	1:05 p.m.
3/19	Thursday	Tampa Bay	Port Charlotte	--	--	1:05 p.m.
3/20	FRIDAY	PITTSBURGH	CENTURYLINK SPORTS COMPLEX	TIBN/Go 96.3	--	1:05 p.m.
3/21	SATURDAY	BALTIMORE	CENTURYLINK SPORTS COMPLEX	TIBN/Go 96.3	FS NORTH	1:05 p.m.
		Tampa Bay	Port Charlotte	--	--	1:05 p.m.
3/22	Sunday	Miami	Jupiter	TIBN/Go 96.3	--	1:05 p.m.
3/23	Monday	Philadelphia	Clearwater	--	--	1:05 p.m.
3/24	TUESDAY	TORONTO	CENTURYLINK SPORTS COMPLEX	TIBN	--	1:05 p.m.
3/25	WEDNESDAY	TAMPA BAY	CENTURYLINK SPORTS COMPLEX	--	--	1:05 p.m.
3/26	Thursday	Boston	Jet Blue Park	--	--	1:05 p.m.
3/27	FRIDAY	PITTSBURGH	CENTURYLINK SPORTS COMPLEX	TIBN	--	1:05 p.m.
3/28	SATURDAY	PHILADELPHIA	CENTURYLINK SPORTS COMPLEX	TIBN/Go 96.3	FS NORTH	1:05 p.m.
3/29	Sunday	Baltimore	Sarasota	TIBN/Go 96.3	--	1:05 p.m.
3/30	Monday	Boston	Jet Blue Park	TIBN/Go 96.3	--	7:05 p.m.
3/31	TUESDAY	NEW YORK-AL	CENTURYLINK SPORTS COMPLEX	TIBN/Go 96.3	FS NORTH	1:05 p.m.
4/1	WEDNESDAY	BOSTON	CENTURYLINK SPORTS COMPLEX	--	--	1:05 p.m.
4/2	THURSDAY	BOSTON	CENTURYLINK SPORTS COMPLEX	--	FS NORTH	7:05 p.m.
4/3	Friday	Boston	Jet Blue Park	TIBN/Go 96.3	--	7:05 p.m.
4/4	SATURDAY	BOSTON	CENTURYLINK SPORTS COMPLEX	TIBN	FS NORTH	1:05 p.m.

NOTE: All times local ... schedule subject to change



# NATIONAL BASEBALL HALL OF FAME INFORMATION



## NATIONAL BASEBALL HALL OF FAME AND MUSEUM

25 Main Street, Cooperstown, New York 13326

**Phone:** (607) 547-7200 **Fax:** (607) 547-2044

**Public Relations:** (607) 547-0215

**e-mail address:** [info@baseballhalloffame.org](mailto:info@baseballhalloffame.org)

**Website:** [baseballhall.org](http://baseballhall.org)

**Summer Hours:** Memorial Day Weekend - Labor Day Weekend: 9 am to 9 pm

**Off-Season Hours:** 9 a.m. to 5 p.m.

**Holiday Closings:** Thanksgiving Day, Christmas Day, and New Year's Day.

## DIRECTORY

Jane Forbes Clark (Chairman), Joe Morgan (Vice Chairman), Jeff Idelson (President), Jeff Jones (Senior Vice President of Finance and Administration), Sean Gahagan (Vice President, Retail Merchandising & Licensing), Erik Strohl (Vice President of Exhibitions and Collections), Ken Meifert (Vice President, Sponsorship & Development), Jim Gates (Librarian), Jenny Ambrose (Photo Archives), Brad Horn (Vice President, Communications & Education) and Craig Muder (Communications Director).

## 2015 HALL OF FAME WEEKEND - JULY 24-27

**Induction Ceremony:** Sunday, July 26 at 1:30 p.m. ET, Clark Sports Center — **Awards:** Saturday, July 25 at 4:30 p.m. ET, Doubleday Field  
**BBWAA Class of 2015:** Craig Biggio, Randy Johnson, Pedro Martinez, John Smoltz

## MINNESOTA TWINS IN THE HALL OF FAME

A total of seven former players to earn enshrinement in the Baseball Hall of Fame spent some of their professional careers with the Minnesota Twins, including 2011 BBWAA electee Bert Blyleven (1970-1976, 1985-1988), joined Rod Carew (1967-1978), Harmon Killebrew (1961-1974) and Kirby Puckett (1984-1995) as Hall of Famers who spent the majority of their careers with the Twins. Paul Molitor (1996-1998), Steve Carlton (1987-1988) and Dave Winfield (1993-1994) also played for the Twins. For more information on Twins in the Hall of Fame, visit the Hall of Famers team pages at [www.baseballhall.org](http://www.baseballhall.org).

## NOTABLE TWINS ARTIFACTS AT THE HALL OF FAME

- Cap worn by Phil Hughes when he set a big league record with a strikeout-to-walk ratio of 11.63-to-1 during the 2014 season.
- Cap and ball from Francisco Liriano's no-hitter on May 3, 2011 against the White Sox.
- Jim Thome's 587th home run bat from September 11, 2010 to become eighth on the all-time list.
- Ball with grass stain hit by Boston's Marco Scutaro for the first regular-season hit at Target Field on April 12, 2010.
- Bat used by Jason Kubel to hit the first home run at Target Field on April 12, 2010.
- Dirt taken from the playing surface of Target Field on April 12, 2010, where the Twins played their first regular-season outdoor home game since September 30, 1981.
- Bat and jersey worn by 2009 AL MVP and batting champion Joe Mauer.
- Ticket, ball and third base from Game 163 when the Twins earned the division title in the final regular-season game at the Metrodome on October 6, 2009.
- Bat used by Michael Cuddyer to hit for cycle on May 22, the second Twin to hit for the cycle and one of the record-tying eight in the majors during the 2009 season.
- Helmet and gloves worn by Jason Kubel during his cycle on April 17, 2009, completed with a go-ahead grand slam.
- Bat used by Joe Mauer during the final game of 2006, to seal the AL batting title.
- Spikes worn by Paul Molitor when he collected his 3,000th career hit on September 16, 1996.
- Jersey, cap and pants worn by Luke Edwards in the 1994 movie "Little Big League."
- Bat used by Hall of Famer Kirby Puckett to go 6-for-6 on August 30, 1987, giving him an AL record 10 straight hits.
- Batting gloves used by Hall of Famer and seven-time batting champion Rod Carew.
- Program and tickets from first game in the Hubert H. Humphrey Metrodome, April 6, 1982 vs. the Mariners.
- 1964 Twins uniform worn by Hall of Famer Harmon Killebrew.

## A LOOK AHEAD TO 2016

Ballots for the 2016 Hall of Fame/BBWAA election will be distributed in early December with results from the voting scheduled to be announced in January 2016. A partial list of first-year candidates for election includes: Jim Edmonds, Ken Griffey Jr., Trevor Hoffman and Billy Wagner. Historical information on past BBWAA elections and the election process can be accessed at [www.baseballhall.org](http://www.baseballhall.org) or by contacting the Hall of Fame Communications department.

## CONNECT TO COOPERSTOWN

- For up-to-the-minute news from Cooperstown, visit at [www.baseballhall.org](http://www.baseballhall.org). Stay up-to-date on all the activity at the Hall of Fame's official site and through social networking on Facebook, Instagram, Twitter and YouTube.
- If you would like to receive interesting stories and timely news items direct from the Hall of Fame and get the inside track on the latest happenings in Cooperstown, sign up for *Inside Pitch*. There's no cost to receive our weekly electronic newsletter in your e-mail box at home or work and it's easy to enroll. Just log on to [www.baseballhall.org/insidepitch](http://www.baseballhall.org/insidepitch).
- If you have an interest in receiving *Around The Horn*, the Hall's monthly media newsletter, please send an e-mail to [info@baseballhall.org](mailto:info@baseballhall.org). Be sure to include your name, name of organization and e-mail address. Or visit [www.baseballhall.org/ath](http://www.baseballhall.org/ath).

## RESEARCH ASSISTANCE

The Hall of Fame is pleased to provide assistance in baseball research and members of the media are encouraged to utilize this valuable baseball resource whenever necessary by calling the Public Relations department at (607) 547-0215, or the Library Reference desk at (607) 547-0330.



# MINNESOTA TWINS MAJOR LEAGUE ROSTER

MANAGER: 4 Paul Molitor; COACHES: 11 Neil Allen, 23 Tom Bonaronsky, 40 Butch Davis, 13 Gene Glynn, 18 Eddie Guardado, 63 Rudy Hernandez, 16 Joe Mauer, 18 Einar Valdes, 18 Einar Valdes; TRAINER: Dave Pomeroy; STRENGTH & CONDITIONING: Perry Castellano; BULLPEN CATCHER: Nate Dammann									
NO.	PITCHER (22)	B-T	HT.	WT.	BORN	BIRTHPLACE	RESIDENCE	2014 CLUB	2014 CUB
58	Acher, A.J.	R-R	6-5	205	8/27/88	Toledo, OH	Oregon, OH	MINNESOTA	MINNESOTA
38	Darnell, Logan	L-L	6-2	220	2/22/89	Nashville, TN	Jelton, TN	Rochester (AAA)	Rochester (AAA)
52	Duensing, Brian	L-L	6-0	220	2/22/83	Marysville, KS	Omaha, NE	MINNESOTA	MINNESOTA
50	Fen, Casey	R-R	6-2	212	10/21/83	Santa Rosa, CA	Buna Park, CA	MINNESOTA	MINNESOTA
44	Gibson, Kyle	R-R	6-6	216	10/23/87	Greenfield, IN	Fl. Myers, FL	MINNESOTA	MINNESOTA
62	Graham, J.R.	R-R	6-0	210	1/14/90	Livermore, CA	Livermore, CA	MINNESOTA	MINNESOTA
45	Hughes, Phil	R-R	6-5	250	6/24/86	Mission Viejo, CA	Tustin, CA	MINNESOTA	MINNESOTA
65	May, Trevor	R-R	6-5	240	9/23/89	Longview, WA	Kelso, WA	MINNESOTA	MINNESOTA
51	Meyer, Alex	R-R	6-9	225	1/3/90	Greensburg, IN	Greensburg, IN	Rochester (AAA)	Rochester (AAA)
33	Milone, Tommy	L-L	6-0	220	2/16/87	Saugus, CA	Santa Clara, CA	MINNESOTA	MINNESOTA
47	Nealson, Ricky	R-R	6-2	235	12/13/82	Coona, CA	Miami, FL	MINNESOTA	MINNESOTA
49	Olivens, Lester	R-R	6-0	234	5/28/88	Maracay, VZ	Maracay, VZ	MINNESOTA	MINNESOTA
37	Pelfrey, Mike	R-R	6-7	240	1/14/84	Wright/Patterson AFB, OH	Wichita, KS	MINNESOTA	MINNESOTA
15	Perkins, Glen	L-L	6-0	215	3/2/83	St. Paul, MN	Lakerville, MN	MINNESOTA	MINNESOTA
57	Presly, Ryan	R-R	6-3	210	12/15/88	Dallas, TX	Highland Village, TX	MINNESOTA	MINNESOTA
55	Pryor, Stephen	R-R	6-4	235	7/23/89	Donelson, TN	Ringgold, GA	MINNESOTA	MINNESOTA
54	Santana, Ervin	R-R	6-2	185	12/12/82	La Romana, DR	San Cristobal, DR	MINNESOTA	MINNESOTA
22	Stauffer, Tim	R-R	6-1	218	6/2/82	Portland, ME	San Diego, CA	MINNESOTA	MINNESOTA
56	Thielbar, Caleb	R-L	6-0	203	13/18/87	Northfield, MN	Brookings, SD	MINNESOTA	MINNESOTA
64	Thompson, Aaron	L-L	6-3	203	2/28/87	Santa Fe, NM	Houston, TX	MINNESOTA	MINNESOTA
59	Tonkin, Michael	R-R	6-7	220	11/19/89	Glendale, CA	Palmdale, CA	MINNESOTA	MINNESOTA
74	Wheller, Jason	L-L	6-6	255	10/27/90	Torance, CA	Torance, CA	MINNESOTA	MINNESOTA
NO.	CATCHER (3)	B-T	HT.	WT.	BORN	BIRTHPLACE	RESIDENCE	2014 CLUB	2014 CUB
12	Herrmann, Chris	L-R	6-0	198	11/24/87	Tomball, TX	Fl. Myers, FL	MINNESOTA	MINNESOTA
43	Pinto, Josmil	R-R	5-11	222	3/31/89	Valencia, VZ	San Joaquin, VZ	MINNESOTA	MINNESOTA
8	Suzuki, Kurt	R-R	5-11	203	10/4/83	Wailuku, HI	Torance, CA	MINNESOTA	MINNESOTA
NO.	INFELDERS (9)	B-T	HT.	WT.	BORN	BIRTHPLACE	RESIDENCE	2014 CLUB	2014 CUB
2	Dazier, Brian	R-R	5-11	198	5/15/87	Tupelo, MS	Fulton, MS	MINNESOTA	MINNESOTA
5	Escobar, Eduardo	S-R	5-10	185	1/5/89	Villa de Cura, VZ	Palo Negro, VZ	MINNESOTA	MINNESOTA
7	Mauer, Joe	L-R	6-5	225	4/19/83	St. Paul, MN	Fl. Myers, FL	MINNESOTA	MINNESOTA



# 40-MAN ROSTER (continued)

NO.	INFELDERS (D):	B-T	HT.	WT.	BORN	BIRTHPLACE	RESIDENCE	2014 CLUB	AVG	6	AB	R	H	2B	3B	HR	RBI	BB	SO	SB	MLS
9	Nunez, Eduardo	R-R	6-0	193	6/15/87	Santo Domingo, DR	Azua, DR	MINNESOTA	400	4	10	1	4	0	1	0	0	3	2	1	3,990
24	Plouffe, Trevor	R-R	6-2	216	6/15/86	West Hills, CA	Peter Ranch, CA	MINNESOTA	282	11	39	7	11	1	0	1	6	1	8	1	
11	Polanco, Jorge	S-R	5-11	198	7/5/93	San Pedro de Macoris, DR	Santo Domingo, DR	MINNESOTA	258	136	520	69	134	40	2	14	60	53	109	2	3,162
								MINNESOTA	333	5	6	2	2	1	1	0	3	2	2	0	0,007
								MINNESOTA	281	37	146	13	41	6	0	1	16	9	28	7	
								FL MEARS (A)	291	94	378	61	110	17	6	6	45	46	60	10	0,000
61	Sano, Miguel	R-R	6-3	262	5/11/93	San Pedro de Macoris, DR	San Pedro de Macoris, DR	Did Not Play	0.000	3	11	0	0	0	0	0	0	1	3	1	0.000
39	Santana, Danny	S-R	5-11	185	1/17/90	Monte Plata, DR	Monte Plata, DR	MINNESOTA	319	101	405	70	129	27	7	7	40	19	98	20	0.149
								MINNESOTA	268	24	97	15	26	7	2	0	6	28	4		
19	Vargas, Kempys	S-R	6-5	289	8/1/90	Caracas, PR	Caracas, PR	MINNESOTA	274	53	215	26	59	10	1	9	38	12	63	0	0.060
								MINNESOTA	281	97	356	50	100	17	0	17	63	43	68	0	
NO.	OUTFIELDERS (G):	B-T	HT.	WT.	BORN	BIRTHPLACE	RESIDENCE	2014 CLUB	AVG	6	AB	R	H	2B	3B	HR	RBI	BB	SO	SB	MLS
31	Arcia, Oswaldo	L-R	6-0	225	5/9/91	Anaco, VZ	Cafare-Azua, VZ	MINNESOTA	312	22	77	16	24	7	0	5	18	5	17	1	1,132
								MINNESOTA	271	103	372	46	86	16	3	20	57	31	127	1	1,067
32	Hicks, Jann	S-R	6-2	210	10/2/89	San Pedro, CA	Long Beach, CA	MINNESOTA	297	43	148	30	44	11	1	4	21	28	27	2	
								MINNESOTA	215	69	186	22	40	8	0	1	18	36	56	4	
48	Hunter, Totti	R-R	6-2	218	7/18/75	Pine Bluff, AR	Prosper, TX	DETROIT	286	142	549	71	157	33	2	17	83	23	89	4	15,132
67	Kemper, Max	L-L	6-4	207	2/10/93	Berlin, Germany	Berlin, Germany	FL MEARS (A)	264	102	364	53	96	20	6	5	59	34	62	6	0,000
60	Rosario, Eddie	L-R	6-1	180	9/28/91	Guayama, PR	Guayama, PR	FL MEARS (A)	300	8	30	5	9	0	0	0	4	4	5	1	0,000
								MINNESOTA	237	79	316	40	75	20	3	8	36	17	68	8	
1	Schaler, Jordan	L-L	6-1	203	9/4/86	Hammond, IN	Haines City, FL	MINNESOTA	285	41	130	17	37	5	1	1	13	12	28	15	4,121
								ATLANTA	163	63	80	9	13	4	0	0	2	10	20	15	

# NON-ROSTER PLAYERS (21)

NO.	PITCHERS (7)	B-T	HT.	WT.	BORN	BIRTHPLACE	RESIDENCE	2014 CLUB	W	L	ERA	6	GS	SV	IP	H	R	ER	BB	SO	MLS
68	Berrios, Jose	R-R	6-0	187	5/27/94	Bayamon, PR	Bayamon, PR	Rochester (AAA)	0	1	18.00	1	1	0	3.0	7	6	6	3	3	0,000
								New Britain (AA)	3	4	3.54	8	8	0	40.2	33	17	16	12	28	
								Fl. Mears (A)	9	3	1.96	16	16	0	96.1	78	29	21	23	109	
								San Diego	0	1	3.57	32	0	9	40.1	34	16	8	29	5,070	
36	Boyer, Blaine	R-R	6-3	225	7/11/81	Atlanta, GA	Marietta, GA	El Paso (AAA)	1	2	3.10	25	0	7	29.0	26	10	10	6	28	0,000
								Rochester (AAA)	2	0	3.94	3	3	0	16.0	16	7	7	6	16	0,000
71	Durfee, Tyler	R-R	6-3	222	12/27/90	Houston, TX	Houston, TX	New Britain (AA)	8	3	3.80	18	18	0	111.1	104	52	47	19	84	
								Fl. Mears (A)	3	0	2.82	4	4	0	22.1	22	8	7	5	13	
								Rochester (AAA)	4	4	3.79	14	6	1	54.2	51	27	23	22	37	0,030
72	Hamburger, Mark	L-L	6-3	228	2/5/87	St. Paul, MN	Shoreview, MN	New Britain (AA)	0	1	3.38	8	1	1	16.0	16	9	6	5	17	
73	O'Rourke, Ivan	R-R	6-4	195	4/30/88	Worcester, MA	Worcester, MA	Rochester (AAA)	2	0	0	1	0	0	1.0	1	0	0	0	1	0,000
								New Britain (AA)	4	2	3.98	50	0	4	40.2	36	24	18	16	52	
80	Rogers, Taylor	L-L	6-3	182	12/17/90	Littleton, CO	Littleton, CO	New Britain (AA)	11	6	3.29	24	24	0	145.0	150	63	53	37	113	0,000
81	Sakelo, Adrian	R-R	6-4	198	2/5/91	Moca, DR	Moca, DR	New Britain (AA)	3	9	4.19	39	6	2	73.0	78	39	34	24	76	0,000
NO.	CATCHERS (5)	B-T	HT.	WT.	BORN	BIRTHPLACE	RESIDENCE	2014 CLUB	AVG	6	AB	R	H	2B	3B	HR	RBI	BB	SO	SB	MLS
26	Fryer, Eric	R-R	6-2	215	8/26/85	Columbus, OH	Reynoldsburg, OH	MINNESOTA	.213	28	75	11	16	4	0	1	5	15	1	1,442	
								Rochester (AAA)	.252	36	111	12	28	7	1	0	11	12	29	5	
82	Ganier, Mitch	R-R	6-1	220	1/15/91	Albuquerque, NM	Albuquerque, NM	Cedar Rapids (A)	.298	120	430	65	128	29	1	16	79	61	65	7	0,000
83	Grimes, Tyler	R-R	5-11	196	7/3/90	Wichita, KS	Wichita, KS	Fl. Mears (A)	.232	79	263	34	61	14	2	3	38	25	69	1	0,000
84	Rehling, Dan	R-R	6-0	205	2/12/89	St. Louis, MO	St. Louis, MO	Rochester (AAA)	.205	75	219	29	45	17	0	2	23	28	56	0	0,000
85	Turner, Stuart	R-R	6-2	230	12/27/91	Ennis, LA	Nashville, TN	Fl. Mears (A)	.249	93	325	49	81	16	2	7	40	31	61	7	0,000



# NON-ROSTER PLAYERS (continued)

NO.	INFELDERS (5):	P-T	HT	WT	BORN	BIRTHPLACE	RESIDENCE	2014 CLUB										MIS		
								AVG	6	AB	R	H	2B	3B	HR	RBI	BB		SO	SB
30	Bersford, James	L-R	6-1	170	1/19/89	Mount Waverly, AUS	Glen Waverly, AUS	276	131	507	65	140	28	2	2	47	36	75	7	0.000
17	Bernier, Doug	R-R	6-1	185	6/24/80	Santa Maria, CA	Palm Beach Gardens, FL	286	7	7	2	2	0	0	0	0	1	2	0	0.112
76	Diaz, Argenis	R-R	6-0	190	2/12/87	Guafira, VZ	Guafira, VZ	280	124	404	53	113	25	2	6	54	40	78	5	0.068
								245	53	163	21	40	8	0	1	18	10	30	2	
								292	19	65	11	19	3	0	0	2	5	13	1	
								281	39	135	11	38	9	1	0	12	11	28	0	
66	Martinez, Jose	R-R	5-11	175	1/24/86	Guacara, VZ	Guacara, VZ	276	122	446	55	123	19	0	8	61	44	52	2	0.000
78	Menses, Heiler	R-R	5-9	200	7/1/91	Caacac, VZ	Guatenas, VZ	190	95	306	36	58	9	1	1	23	20	52	9	0.000
								241	16	58	3	14	2	1	0	3	3	10	0	
NO.	OUTFIELDERS (4):	P-T	HT	WT	BORN	BIRTHPLACE	RESIDENCE	2014 CLUB										MIS		
								AVG	6	AB	R	H	2B	3B	HR	RBI	BB		SO	SB
70	Burton, Byron	R-R	6-2	189	12/18/93	Barley, GA	Barley, GA	000	1	3	0	0	0	0	0	0	0	3	0	0.000
53	Farris, Eric	R-R	5-9	180	3/3/86	Sacramento, CA	Sacramento, CA	240	30	121	19	29	4	2	4	16	10	33	6	
77	Ortiz, Danny	L-L	5-11	186	1/5/90	Caguas, PR	Cagay, PR	280	133	483	59	135	23	1	4	44	26	57	16	0.038
								256	73	242	36	62	13	3	8	33	9	51	0	0.000
								285	49	182	22	59	16	2	4	31	4	34	3	
21	Robinson, Shane	R-R	5-9	165	10/30/84	Tampa, FL	Atlanta, GA	304	53	191	33	58	12	0	2	16	22	25	4	2.141
								150	47	60	3	9	1	0	4	6	10	0		



# ESCAPE TO THE ISLAND.

Start your journey by dining at one of eight restaurants with a meal from our award-winning chefs. Then head to the casino floor and try your hand at our no commission Fortune Pai Gow, 21+3 Blackjack or any of our 2,200 slot machines. And end your day by relaxing in your room at our spacious hotel. *Find your escape today.*



[ticasino.com](http://ticasino.com) | 1-800-222-7077





MINNESOTA TWINS 2015 SCHEDULE TWINSBASEBALL.COM 612 33-TWINS

SUN MON TUE WED THU FRI SAT

			1	2	3	4
5	6 12:08 DET	7	8 12:08 DET	9 12:08 DET	10 2:10 CWS	11 12:10 CWS
12 12:10 CWS	13 3:10 KC	14	15 7:10 KC	16 12:10 KC	17 7:10 CLE	18 1:10 CLE
19 1:10 CLE	20 7:10 KC	21 7:10 KC	22 7:10 KC	23	24 9:10 SEA	25 8:10 SEA
26 3:10 SEA	27 7:10 DET	28 7:10 DET	29 12:10 DET	30 7:10 CWS		

APRIL

SUN MON TUE WED THU FRI SAT

	1 6:10 BOS	2 6:10 BOS	3 6:10 BOS	4 3:05 BOS	5 7:10 MIL	6 1:10 MIL
7	8 7:10 KC	9 7:10 KC	10 7:10 KC	11	12 7:05 TEX	13 3:05 TEX
14 2:05 TEX	15 7:15 STL	16 12:45 STL	17 7:10 STL	18 12:10 STL	19 7:10 CUB	20 1:10 CUB
21 1:10 CUB	22 7:10 CWS	23 7:10 CWS	24 12:10 CWS	25	26 7:10 MIL	27 1:10 MIL
28 1:10 MIL	29 6:10 CIN	30 6:10 CIN				

JUNE

SUN MON TUE WED THU FRI SAT

						1 6:10 SEA
2 1:10 SEA	3 12:07 TOR	4 6:07 TOR	5 6:07 TOR	6 6:07 TOR	7 6:05 CLE	8 6:05 CLE
9 12:05 CLE	10	11 7:10 TEX	12 7:10 TEX	13 12:10 TEX	14 7:10 CLE	15 6:10 CLE
16 1:10 CLE	17 6:05 NYN	18 6:05 NYN	19 12:05 NYN	20 6:05 BAL	21 6:05 BAL	22 6:05 BAL
23 12:35 BAL	24 3:10 HOU	25 6:10 TB	26 6:10 TB	27 6:10 TB	28 7:10 HOU	29 6:10 HOU
30 1:10 HOU	31					

AUGUST

MAY

SUN MON TUE WED THU FRI SAT

					1 7:10 CWS	2 1:10 CWS
3 1:10 CWS	4 7:10 OAK	5 7:10 OAK	6 7:10 OAK	7 12:10 OAK	8 6:05 CLE	9 3:05 CLE
10 12:05 CLE	11 12	12 6:08 DET	13 6:08 DET	14 12:08 DET	15 7:10 TB	16 1:10 TB
17 1:10 TB	18 19	19 6:05 PIT	20 6:05 PIT	21	22 6:10 CWS	23 5:10 CWS
24 12:10 CWS	25 1:10 TOR	26 7:10 BOS	27 12:10 BOS	28	29 7:10 TOR	30 1:10 TOR

JULY

SUN MON TUE WED THU FRI SAT

			1 11:35 CIN	2 7:10 KC	3 7:10 KC	4 6:15 KC
5 1:10 KC	6 7:10 BAL	7 7:10 BAL	8 12:10 BAL	9 7:10 DET	10 7:10 DET	11 3:05 DET
12 1:10 DET	13 14 ALL STAR BREAK CINCINNATI REDS	15 16	17 9:07 OAK	18 8:07 OAK	19 9:07 OAK	20 6:10 OAK
21 3:07 OAK	22 9:05 LAA	23 2:35 LAA	24 7:10 SEA	25 7:10 SEA	26 7:10 SEA	27 7:10 SEA
28 7:10 PIT	29 12:10 PIT	30 7:10 SEA	31 7:10 SEA			

SEPT./OCT.

SUN MON TUE WED THU FRI SAT

		1 7:10 CWS	2 7:10 CWS	3 12:10 CWS	4 7:10 HOU	5 6:10 HOU
6 1:10 HOU	7 7:10 KC	8 7:10 KC	9 7:10 KC	10	11 7:10 CWS	12 6:10 CWS
13 1:10 CWS	14 7:10 DET	15 7:10 DET	16 7:10 DET	17 7:10 LAA	18 7:10 LAA	19 6:10 LAA
20 1:10 LAA	21	22 7:10 CLE	23 7:10 CLE	24 7:10 CLE	25 6:08 DET	26 6:08 DET
27 12:08 DET	28 6:05 CLE	29 6:05 CLE	30 6:05 CLE	1 6:05 CLE	2 7:10 KC	3 6:10 KC
4 2:10 KC	5	6	7	8	9	10

Extra Value Home Games  
Select Home Games  
Premium Home Games  
Value Home Games  
Elite Home Games

All games on Go 96.3 and Treasure Island Baseball Network. All times central. Schedule subject to change.

