



## 2015 SEASON SUMMARY







AMERICAN INSURANCE

ALL-STAR GAME  
2015  
PRESENTED BY  
T-Mobile

AMERICAN  
MIKE TROUT  
JOSH DONALDSON  
ALBERT PUJOLS  
NELSON CRUZ  
LORENZO CAN  
ADAM JONES  
SALVADOR PEREZ  
JOSE ALTUVE  
ALCIDES ESCOBAR

CF  
3B  
1B  
DH  
RF  
LF  
C  
2B  
SS

LAA  
TOR  
LAA  
SEA  
KC  
BAL  
KC  
HOU  
KC

NATIONAL  
DERONSON  
PERALTA  
RAZIER  
GRENKE  
POSEY  
MCCUTCHEN  
HARPER  
LEMAHIEU  
GOLDSCHMIDT

ULTIMATE AIR SHUTTLE

Evans

MLB

CINCINNATI REDS.  
GO REDS!

#ASG

LEGUE

379

DA


Miami  
Valley  
NG

# TABLE OF CONTENTS

American League Central History .....	37	Interleague, 2015 .....	186
At a Glance, Twins .....	156	Last At-Bat, Games Decided In .....	158
Attendance Summary .....	168	Miscellaneous Baseball Terminology .....	116
Batting Data:		Milestone Wins .....	60
Final Stats, 2015 .....	148	Minor Leagues:	
Home Runs, Twins, 2015 .....	153	Affiliates Stats .....	190-196
Home Runs By Position .....	153	Awards, 2015 .....	197-198
Multi-Hit/Multi-RBI Games .....	163	Draft, Twins 2015 .....	200
Scoring By Inning, 2015 .....	157	Recaps .....	189
Starting Lineup By Batting Order/Position .....	165	Monthly Stats, and Pre-ASG/Post-ASG Stats .....	160-167
Blown Leads .....	159	Opponents, 2015 .....	169-185
Bios:		Outfield Assists .....	159
Coaches .....	7-17	Owners, Presidents and General Managers .....	6
Players, 2015 Twins .....	21-136	Pitching Data:	
Pohlad, Jim .....	5	Bullpen Info .....	160
Ryan, Terry .....	6	Final Stats, 2015 .....	148
St. Peter, Dave .....	5	Starters Info .....	164
Trainers and Clubhouse Men .....	18-19	Postseason .....	201-220
Clinching Dates, Twins .....	204	Qualifying Numbers .....	65
Club Directory .....	2-4	Record By Decade, Twins/Senators .....	94
Club Stats, Twins .....	147	Record When Scoring, 2015 .....	162
Come From Behind Wins .....	159	Roberto Clemente Award .....	66
Computing Baseball Statistics .....	76	Rookie Qualification .....	83
Day-By-Day, Twins, 2015 .....	150-152	Roster, Twins 40-Man .....	20
Disabled List, Twins, 2015 .....	161	Schedule, 2016 .....	Inside Back Cover
Doubleheader Info .....	156	Standings, Final Major League .....	146
Earned Runs Rule .....	100	Trades, Last Trade With .....	144
Extra-Inning Games .....	158	Transactions, 2015 Twins .....	150-152
Fielding, Twins 2015 Individual .....	149	Walk-Off Victories .....	167
Highs and Lows, Twins .....	157		

## SEASON SUMMARY SECTIONS:

Front Office Directory/Bios .....	2-6	Statistics .....	145-188
Coaches and Staff .....	7-20	Opponents .....	169-186
Player Bios .....	21-136	Minor Leagues .....	187-200
Players Who Did Not Finish With Twins .....	137-144	Postseason History .....	201-220



The 2015 Minnesota Twins Season Summary was researched, written and edited by Dustin Morse, Mitch Hestad, Mike Kennedy, Cori Frankenberg, Kailey Adams, Matt Grilli and Brace Hemmelgarn and is based on information available through October 15, 2015. All statistics were provided by Major League Baseball and are considered unofficial. Images courtesy of Brace Hemmelgarn, Wayne Kryduba, Mike Janes, Bruce Kluckhohn, Getty Images and MLB Photos. The information contained is copyrighted and prepared for the use of members of the media. Those wishing to use any of the enclosed material for commercial purposes should contact the Minnesota Twins Baseball Communications department.

# MINNESOTA TWINS BASEBALL CLUB

## TARGET FIELD

1 Twins Way  
Minneapolis, MN 55403  
Telephone (612) 659-3400  
Ticket Information: (612) 33-TWINS or 1-800-33-TWINS  
@Twins • facebook.com/twins • www.twinsbaseball.com

### EXECUTIVE BOARD

BILL POHLAD

JIM POHLAD

BOB POHLAD

DAVE ST. PETER

### ADMINISTRATION

Chief Executive Officer .....	Jim Pohlada
President .....	Dave St. Peter
Executive Vice President, General Manager .....	Terry Ryan
Executive Vice President, Business Development .....	Laura Day
Executive Vice President, Business Administration/Chief Financial Officer .....	Kip Elliott
Senior Vice President, Operations .....	Matt Hoy
Vice President, Assistant General Manager .....	Rob Antony
Vice President, Technology .....	John Avenson
Vice President, Ticket Sales and Service .....	Mike Clough
Vice President, Human Resources/Diversity .....	Raenell Dorn
Vice President, Ticket Operations .....	Paul Froehle
Vice President, General Counsel .....	Mary Giesler
Vice President, Brand Marketing .....	Nancy O'Brien
Vice President, Player Personnel .....	Mike Radcliff
Assistant to the President and General Manager .....	Bill Smith
Senior Director, Ballpark Development and Planning .....	Dan Starkey
Executive Assistants .....	Danielle Berg, Joan Boeser, Lynette Gittins
Special Assistants .....	Bert Blyleven, Rod Carew, Kent Hrbek, Jack Morris, Tony Oliva

### BASEBALL OPERATIONS

Special Assistants to General Manager .....	Tom Kelly, Wayne Krivsky
Director, Minor League Operations .....	Brad Steil
Director, Scouting .....	Deron Johnson
Director, Team Travel .....	Mike Herman
Minor League Field Coordinator .....	Joel Lepel
Pro Scouting Coordinator .....	Vern Followell
Manager, Major League Administration and Baseball Research .....	Jack Goin
Senior Manager, Minor League Administration .....	Kate Townley
Senior Manager, Scouting and International Administration .....	Amanda Daley
Senior Manager, Florida Operations .....	Brian Maloney
Administrative Assistant to the General Manager .....	Lizz Downey
Administrative Assistant to Scouting .....	Brittany Minder
Assistant, Florida & Latin American Operations .....	Rafael Yanez
Coordinator of Baseball Research .....	Andrew Ettel
Baseball Operations Assistant .....	Nick Beauchamp

### BASEBALL COMMUNICATIONS

Director, Baseball Communications and Player Relations .....	Dustin Morse
Senior Manager, Baseball Information .....	Mitch Hestad
Manager, Baseball Publications and Content .....	Mike Kennedy
Assistant, Baseball Communications .....	Cori Frankenber
Team Photographer .....	Brace Hemmelgarn
Team Curator .....	Clyde Doepner

### COMMUNITY RELATIONS

Senior Director, Community Relations .....	Bryan Donaldson
Manager, Community Relations .....	Stephanie Johnson
Manager, Community Programs .....	Josh Ortiz
Coordinator, Community Relations .....	Gloria Westerdahl
Coordinator, Community Relations .....	Sondra Ciesielski



## CORPORATE COMMUNICATIONS AND BROADCASTING

Senior Director, Corporate Communications and Broadcasting .....	Kevin Smith
Director, Corporate and Digital Communications .....	Chris Iles
Digital Communications Specialist .....	Brea Hinegardner
Radio Network Executive Producer .....	Mark Genosky
Radio Network Play-by-Play .....	Cory Provus
Radio Network Play-by-Play/Analyst .....	Dan Gladden
Radio Network Studio Host/Play-by-Play .....	Kris Atteberry
Radio Network/Television Analyst .....	Jack Morris
Radio Engineer .....	Kyle Hammer
Television Play-by-Play .....	Dick Bremer
Television Analyst .....	Bert Blyleven
Spanish Radio Play-by-Play .....	Alfonso Fernandez

## CORPORATE PARTNERSHIPS

Senior Director, Corporate Partnerships .....	Jeff Jurgella
Senior Account Executives .....	Doug Beck, Karen Cleary, Chad Jackson, Jordan Woodcroft
Manager, Client Services .....	Amelia Johnson
Research and Project Specialist .....	Kayleen Tecker
Coordinator, Client Services .....	Ann Drapcho, Brittany Kennedy, Joe Morin
Coordinator, Broadcast Traffic and Service .....	Amy Johnson

## MARKETING

Director, Diversity Marketing .....	Miguel Ramos
Senior Manager, Marketing and Promotions .....	Julie Okland
Manager, Advertising .....	Will Delaney
Coordinator, Brand Marketing .....	Mitch Retelny
Senior Manager, Business Strategy and Analytics .....	Brandon Johnson
Manager, Marketing Communications .....	Beth Vail Palm
Analyst, Business Strategy and Analytics .....	David Kingery
Coordinator, Business Strategy and Analytics .....	Jeffrey Yang
Mascot Supervisor .....	Greg Wilfahrt

## TWINS PRODUCTIONS

Senior Manager, Twins Productions .....	Sam Henschen
Manager, Creative Services .....	Matt Semke
Manager, Video .....	Jim Diehl
Engineer, Broadcast Coordinator .....	Tom Brower
Multimedia Specialist .....	Peter Nelson
Public Address Announcer .....	Adam Abrams

## TICKET SALES AND SERVICE

Director, Suite and Premium Seat Sales and Service .....	Scott O'Connell
Director, Season Ticket Sales and Service .....	Eric Hudson
Director, Group Ticket Sales and Hospitality .....	Rob Malec
Manager, New Business Development and Service .....	Craig Gumz
Manager, Season Business Retention and Service .....	P.J. Williams
Manager, Group Ticket Sales and Service .....	Phil McMullen
Senior Account Executive Season Ticket Sales and Service .....	Andrea Kray, Todd Krulewich
Premium Sales and Service Executive .....	Alex Hover
Season Ticket Sales and Service Executives .....	Katelyn Culverson, Cory Johnson, Joe Long, Bryan Sowiewa, Dan Strong
Group Ticket Sales and Service Executives .....	Luis Breazeale, Nick Corcoran, Landon Oldenburger, Andrew Reichert, Steven Wert
Coordinator, Premium Sales and Service .....	Barbara Nordstrom
New Business Development Representatives .....	Col Erlandson, Adam Gustad, Jake Langer, Justin Long, Erica Ramaker, Nick Sarnicki, Leah Vierzba, Taylor Wanie
Ticket Sales Coordinators .....	Kaitlyn Auer, Jessica Glomstad, Anna Johnson, Lauren Schmitz

## TARGET FIELD EVENTS

Director, Target Field Events and Tours .....	David Christie
Coordinators, Target Field Events .....	Kalen Graf, Quinn Handahl
Coordinator, Ballpark and Educational Tours .....	Rick Olson

## FINANCE & PROCUREMENT

Senior Director, Finance .....	Andy Weinstein
Senior Manager, Ticket Accounting .....	Jerry McLaughlin
Senior Manager, Accounting .....	Lori Windschitl
Senior Manager, Financial Planning and Analysis .....	Mike Kramer
Accounts Payable .....	Amy Fong-Christianson
Accountant .....	Lyndsey Taylor
Senior Director, Procurement .....	Bud Hanley
Manager, Procurement .....	Mike Sather
Coordinator, Accounting .....	Ka Her

## TECHNOLOGY

Senior Director, Technology .....	Wade Navratil
Senior Manager, Technology Infrastructure.....	Tony Persio
Administrator, Infrastructure Systems .....	Brent Hildebrandt
Technology Operations Specialist .....	Ryan Schmit
Manager, Business Systems .....	Shelley Andrew
Applications Developer of Baseball Systems .....	Jerad Parish
Applications Developer Baseball Systems .....	Jeremy Raadt
Data Engineer .....	Jason Neubauer
Applications Programmer.....	Nomvelo Moyo

## HUMAN RESOURCES

Director, Payroll .....	Lori Beasley
Director, Benefits .....	Leticia Silva
Human Resources Generalist .....	Holly Corbin
Coordinator, Payroll and Benefits .....	Alison Lemke

## BALLPARK OPERATIONS

Senior Director, Ballpark Operations.....	Dave Horsman
Senior Director, Facilities.....	Gary Glawe
Director, Guest Services.....	Patrick Forsland
Head Groundskeeper .....	Larry DiVito
Manager, Field Maintenance .....	Jared Alley
Manager, Grounds .....	Al Kuehner
Grounds Crew Foreman .....	Ryan Rowland
Senior Manager, Ballpark Maintenance .....	Dana Minion
Maintenance Mechanics.....	Dan Deephouse, Aaron Goldenstein, Sean Grady, Taylor McCabe, Ryan Rikkola
Maintenance Mechanic/Master Electrician.....	Jason Bifulk
Maintenance Mechanic/Painter.....	Matthew Saros
Senior Manager, Premium Services .....	Jeffrey Kroll
Manager, Guest Services .....	Katie Rock
Manager, Building Security .....	Jeff Reardon
Manager, Event Security.....	Dick Dugan
Manager, Ballpark Operations.....	Jase Miller
Coordinator, Office Services.....	Josh Fallin
Ballpark Operations Assistant.....	Chelsey Falzone
Coordinator, Retail Sales and Authentics .....	Venika Streeter
Receptionist .....	Tina Flowers

## TICKET OPERATIONS

Director, Box Office.....	Mike Stiles
Manager, Call Center.....	Mark Engstrom
Manager, Box Office.....	Ashley Geldert
Supervisor, Box Office.....	Randy Tran
Coordinator, Call Center Operations .....	Chris Frogge
Coordinator, Ticket Operations.....	Colleen Seeker
Coordinator, Ticket Operations/Special Events .....	Kelton Splett
Manager, Florida Business Operations .....	Mark Weber

## CLUBHOUSE

Field Manager .....	Paul Molitor
Equipment Manager.....	Rod McCormick
Assistant Manager, Home Clubhouse .....	Tim Burke
Visiting Clubhouse Manager .....	Jason Lizakowski
Director, Major League Video .....	Sean Harlin

## MEDICAL STAFF

Director, Medical Services .....	Dr. John A. Steubs
Orthopedic Physicians .....	Dr. Diane Dahm, Dr. Pearce McCarty
Internal Medicine Physicians.....	Dr. Vijay Eyunni, Dr. Tom Jetzer, Dr. Amy Beacom
Employee Assistance Program Physician.....	Dr. Jon Hallberg
Peak Performance Director .....	Dr. Rick Aberman
Head Athletic Trainer.....	Dave Pruemer
Assistant Athletic Trainer.....	Tony Leo
Assistant Athletic Trainer and Rehab Coordinator.....	Lanning Tucker
Strength and Conditioning Coordinator.....	Perry Castellano





## JIM POHLAD

CHIEF EXECUTIVE OFFICER

In 2015, Chief Executive Officer Jim Pohlad completed his 32nd season with the Minnesota Twins. Jim provides leadership to the Minnesota Twins front office on behalf of the Pohlad family in several capacities, including decisions related to baseball and business, as well as long-term strategic planning. The Pohlad family has owned the Minnesota Twins since 1984.

In addition to his position with the Minnesota Twins, Jim currently holds various leadership roles throughout the Pohlad Companies, including Twins Sports Inc., Northern Lights Broadcasting, United Properties and the Pohlad Family Investment Group. He also serves on several committees for Major League Baseball.

Jim's civic engagements include work on behalf of organizations and programs that support the well-being and interests of children and families in the Twin Cities and surrounding communities. He currently serves on the board of the Pohlad Family Foundation. In past years, he has supported and provided leadership to the Greater Twins Cities United Way, Minneapolis Institute of Arts, the Greater Minneapolis Chamber of Commerce, The Minneapolis Foundation and Park Nicollet Health Services and Melrose Institute.

Jim resides with his family in Minneapolis. He holds a degree in Business Administration from the University of Southern California and is a certified public accountant.



## DAVE ST. PETER

PRESIDENT

Dave St. Peter was named the fourth president in Minnesota Twins history on November 26, 2002. He oversees the team's day-to-day operations, strategic planning and interaction with Major League Baseball.

St. Peter played a central role in the approval, design, construction and opening of Target Field, which was named 2011 Sports Facility of the Year by the Sports Business Journal/Sports Business Daily. He also recently oversaw the Twins effort to secure the 2014 Major League Baseball All-Star Game; the approval and implementation of the \$48.5 Million expansion and renovation of the CenturyLink Sports Complex in Fort Myers, FL; as well as the team's partnership with Hennepin County on the design and programming of


Minnesota's newest intermodal transit hub - Target Field Station.

At age 48, St. Peter completed his 26th year with the Twins. He joined the organization as an intern in 1990 and over his first decade with the franchise held a variety of positions including Pro Shop Manager, Communications Manager, Vice President of Corporate Communications and Senior Vice President of Business Affairs. As the club president, the Twins established a new single-season franchise attendance record in 2010 by attracting more than 3.2 million fans to Target Field while the team was recognized by ESPN as having the best stadium experience in all of professional sports. St. Peter's leadership has been integral in the team's growing corporate partnership base; development of the "Magic Moments" customer service initiative; the "Go Twins, Go Green" environmental stewardship platform; the expanded Twins Radio Network; aggressive community outreach; and enhanced alumni involvement -- including creation of the Twins Hall of Fame.

St. Peter has been part of a leadership team helping the franchise win six American League Central Division championships (2002-04, 06 and 09-10). During St. Peter's leadership tenure, the Twins have twice been named "Organization of the Year" by Baseball America (2002 and 04). In 2006, the entire Twins organization was recognized as the Minneapolis Star Tribune's "Sports Person of the Year." The franchise received the Atlanta Sports Council's Horizon Award (2002) as the Professional Sports Organization of the Year while the Twins Community Fund was a 2000 recipient of the Greater Minneapolis Chamber of Commerce's Quality of Life Award and a 2006 recipient of a Project Evergreen Award. The State of Minnesota named the Twins organization a Yellow Ribbon Company in 2014. Four of the past five years (2010, 2012-2014) the Twins have been honored by the Star Tribune as one of the "Top 100" workplaces in Minnesota. In 2011, the Twins were the recipient of the Minneapolis Park and Recreation Board's "Living the Dream" Award. St. Peter has also been named to the Street and Smith's Sports Business Journal and Minneapolis-St. Paul Business Journal's "Forty under 40" lists.

In the community, St. Peter serves on the boards of the Minnesota Twins Community Fund, Ronald McDonald House Charities of the Upper Midwest, the YMCA of the Twin Cities and the Minnesota Chapter of Positive Coaching Alliance.

St. Peter was born in Bismarck, ND, and graduated from the University of North Dakota in 1989. Dave, son Jack and twin sons Eric and Ben, make their home in Chanhassen, MN.



## TERRY RYAN

EXECUTIVE VICE PRESIDENT, GENERAL MANAGER

Terry Ryan was named Executive Vice President/General Manager on November 7, 2011, after spending the previous four seasons as a Special Assistant to General Manager Bill Smith (2008-11). He was originally named as the fourth General Manager in Minnesota Twins history on September 13, 1994, holding that position until stepping down following the 2007 season. Ryan is responsible for the team the Twins put on the field and oversees the coaching staff and entire baseball department, including team travel and baseball communications.

Ryan began his professional career with the Twins in 1972 after being drafted in the 35th round out of Parker High School in Janesville, WI. He pitched in the Twins minor league system for four seasons, posting a 14-3 record, including 10-0 in 1973, before an

arm injury cut his career short. In 1975, he enrolled at the University of Wisconsin-Madison and graduated with a degree in Physical Education in 1979.

Ryan returned to baseball in 1980 as Midwest Scouting Supervisor for the New York Mets, a position he held for six years before being named Scouting Director for the Twins in January 1986. He was recognized by Topps in 1998 with the Advancement Through the Game Award. Prior to his first tenure as General Manager, Ryan served as the Vice President of Player Personnel, a position he assumed at the end of the 1991 season. In that role, Ryan was responsible for scouting and evaluating all talent at the major league level and assisting in personnel decisions. Ryan was also responsible for signing all major league players with less than three years of major league service.

In addition to his duties with the Twins, Ryan was appointed to the Commissioner's Special Committee for On-Field Matters in December of 2009, as well as being a member of the Major League Baseball Playing Rules Committee since 2005. He has also served on the Arizona Fall League (AFL) Steering Committee since 2005, a position he also held in 1997-98. In 2009, Ryan was the recipient of the AFL's Roland Hemond Award, which is presented annually to a baseball executive in recognition of at least 15 years of outstanding service to the AFL and professional baseball in a key leadership capacity. In 2013, he was awarded the George Genovese Lifetime Achievement Award in Scouting from the Professional Baseball Scouts Foundation, as well as the Roland Hemond Award, voted upon by SABR, recognizing a baseball executive that demonstrates a lifetime commitment to professional baseball scouts and scouting, and player development history.

Through the efforts of Ryan and his staff, the Twins have won the American League Central Division title in four of his last nine years as the general manager (2002-04 and 06). He has twice been named Sporting News Executive of the Year (2002 and 06), and was also named *Baseball America's* Major League Executive of the Year in 2004. The Negro Leagues Baseball Museum honored Ryan with the Andrew "Rube" Foster Legacy Award as American League Executive of the Year in 2004, and again in 2006. In 2002, the Twins were named Organization of the Year by *Baseball America* (also in 2004), USA Today and Sportsticker.

Terry and his wife Karilyn have two children, Tim (daughter-in-law Tara) and Kathleen, and reside in Eagan, MN.

### TWINS OWNERSHIP, PRESIDENTS & GENERAL MANAGERS

#### OWNERSHIP

Carl R. Pohlad Family, 1984-present  
Calvin R. Griffith Family, 1961-84


#### PRESIDENTS

Dave St. Peter, 2002-present  
Jerry Bell, 1987-2002  
Howard Fox, 1984-87  
Calvin Griffith, 1961-84

#### GENERAL MANAGERS

Terry Ryan, 1994-2007, 2011-present  
Bill Smith, 2007-11  
Andy MacPhail, 1986-94  
Howard Fox, 1985-86  
Calvin Griffith, 1961-84





**COACHES AND STAFF**



# PAUL MOLITOR

Named manager November 4, 2014

**BATS/THROWS:** R/R

**BORN:** 8/22/56 in St. Paul, MN

**AGE:** 59

**RESIDES:** Edina, MN

**CONTRACT STATUS:** Signed to three-year contract thru 2017

MANAGER **4**

**PERSONAL:** Paul Leo Molitor...nickname "Mollie"...wife Destini...daughters Blaire and Julia and sons Joshua and Ben...1974 graduate of Cretin High School in St. Paul, where he played soccer and was All-State in baseball and basketball...one of 10 players from Cretin High School to be drafted by MLB team, a list that includes Joe Mauer (1st round by Minnesota in 2001) and Chris Weinke (22nd round by Toronto in 1990)...played in the International Games in Montreal in summer of 1975...attended University of Minnesota 1975-77...participates annually in Twins winter Caravan.

**PLAYING CAREER HIGHLIGHTS:** Inducted in the National Baseball Hall of Fame in 2004 (first ballot)...is one of only six players in MLB history (Ty Cobb, Honus Wagner, Eddie Collins, Lou Brock and Rickey Henderson) to amass at least 3,000 hits and 500 stolen bases in a career...one of four players in MLB history (Cobb, Collins and Wagner) to amass at least 3,000 hits, 500 stolen bases and a .300 average-or-higher...ranks ninth on baseball's all-time list in hits (3,319), 11th in doubles (605), 13th in at-bats (10,835), 19th in runs (1,782), 31st in games (2,683) and 37th in stolen bases (504).

**MANAGERIAL CAREER:** Earned first managerial win in a Twins 6-0 victory April 10 at Chicago-AL...ejected three times on the season: June 10 vs. Kansas City (balls and strikes), July 25 vs. New York-AL (balls and strikes) and August 23 at Baltimore (balls and strikes)...went 26-for-42 in managerial challenges...named third best manager in AL by *Baseball America's* annual tools survey, behind Buck Showalter and Terry Francona.

**COACHING CAREER:** 2015 marked his 15th minor league and major league professional coaching season:

- ✦ Named Twins coach October 22, 2013 under Ron Gardenhire, overseeing baserunning, bunting, infield instruction and positioning, plus assisting with in-game strategy.
- ✦ Served as Minnesota's minor league baserunning/infield coordinator for second time in career from 2005-13.
- ✦ Served as Seattle Mariners hitting coach in 2004.
- ✦ Served as Minnesota's minor league baserunning/infield coordinator, roving through all levels of Twins minor league system in 2003.
- ✦ Served as part-time Twins scout and special assistant in 2002.
- ✦ Served as Twins bench coach under Tom Kelly from 2000-01.

**PLAYING CAREER:** Played 21 major league seasons with Milwaukee (1978-92), Toronto (1993-95) and Minnesota (1996-98)...played mostly second base and third base for Milwaukee, mostly designated hitter for Toronto and first base/designated hitter for Minnesota...was nicknamed "The Ignitor"

- ✦ Began career with Milwaukee in 1978 after spending one season in minor leagues with Single-A Burlington.
- ✦ Began rookie season as shortstop, but moved to second base upon Robin Yount's return from injury.
- ✦ Made major league debut April 7 vs. Baltimore and singled off Mike Flanagan for first major league hit...finished second in the AL Rookie of the Year voting, behind Detroit's Lou Whitaker...named AL Rookie of the Year by *The Sporting News* and *Baseball Digest* in 1978.
- ✦ Made transition from second base to center field in 1981.
- ✦ Made transition to third base in 1982.
- ✦ Finished 12th in AL MVP voting in 1982, hitting .302 (201-for-666), leading the AL in runs scored (136) and at-bats.
- ✦ Played in first career World Series, setting a World Series record for hits (5) in a single World Series game (Game 1 October 12, 1982 at St. Louis).
- ✦ Set career-high with 39-game hitting streak July 16-August 25, 1987...the streak was stopped by John Farrell August 26; fifth longest streak in modern major league history.
- ✦ Finished fifth in AL MVP voting in 1987, hitting a career-high .353 (164-for-465), leading the AL in doubles (41) and runs scored (114).
- ✦ Led the AL in 1991 in hits (216), triples (13) and runs scored (133).
- ✦ Finished second in AL MVP voting in 1993, hitting .332 (211-for-636), leading the AL in hits.
- ✦ Received AL Outstanding Designated Hitter Award and Bart Giamatti Award in 1993 after hitting career-high 22 home runs.
- ✦ Member of 1993 World Series Champion Toronto Blue Jays, earning World Series MVP honors with homers in Games 3 and 6 against Philadelphia.
- ✦ Signed with Twins December 5, 1995 and made Twins debut April 1, 1996 vs. Detroit, becoming 22nd native Minnesotan to play for the Twins.
- ✦ Posted second highest average of career in 1996 at .341 (225-for-660), leading the AL in hits.



- ☛ Recorded 3,000th career hit, tripling off Jose Rosada in the fifth inning September 16, 1996 at Kansas City (21st player at the time, first on a triple).
- ☛ Recorded 500th stolen base August 8, 1998 vs. Baltimore.
- ☛ Won Branch Rickey Award and Players Choice Man of the Year Award in 1998.
- ☛ Seven-time American League All-Star in 1980, '85, '88, '91, '92, '93 and '94.
- ☛ Four-time Louisville Silver Slugger Award winner in 1987, '88, '93 and '96.

**COLLEGIATE CAREER:** Attended University of Minnesota 1975-77, playing shortstop exclusively, where he was All-Conference in his final two seasons, 1976 and '77...hit .376 (70-for-186) with seven doubles, three triples, 10 home runs, 40 RBI and 47 runs scored in 49 games as a sophomore in 1976, and .325 (54-for-166) with nine doubles, two triples, six home runs, 37 RBI, 35 runs scored and 20 stolen bases in 50 games as a junior in 1977...hit .350 (159-for-454) with 19 doubles, 11 triples, 18 home runs, 99 RBI, 112 runs scored, 52 stolen bases (53 chances), 44 walks and just 32 strikeouts in 130 career games at the U of M...ranks fourth on the Golden Gophers all-time list in career triples and eighth in stolen bases...is one of 197 Gophers to be drafted by MLB team and one of 41 to be drafted by the Twins.

**PROFESSIONAL:** Milwaukee's first round pick (3rd overall) in the 1977 First-Year Player Draft; signed by scout Dee Fondy...originally drafted by St. Louis in the 28th round of the 1974 First-Year Player Draft, but did not sign.

MOLITOR'S RECORD AS MANAGER						
YEAR	CLUB	LEAGUE	POSITION	WON	LOST	PCT.
2015	Minnesota	American League	2nd (Central Division)	83	79	.512
Major League Totals				83	79	.512

MOLITOR'S PLAYING RECORD																						
YEAR	CLUB	AVG	G	AB	R	H	2B	3B	HR	RBI	SH	SF	HB	BB	SO	SB	CS	E	OBP			
1977	Burlington	.346	64	228	52	79	12	0	8	50	4	4	3	47	25	14	2	28	.457			
1978	MILWAUKEE	.273	125	521	73	142	26	4	6	45	7	5	4	19	54	30	12	22	.301			
1979	MILWAUKEE	.322	140	584	88	188	27	16	9	62	6	5	2	48	48	33	13	16	.372			
1980	MILWAUKEE	.304	111	450	81	137	29	2	9	37	6	5	3	48	48	34	7	20	.372			
1981	MILWAUKEE	.267	64	251	45	67	11	0	2	19	5	0	3	25	29	10	6	3	.341			
1982	MILWAUKEE	.302	160	666	136	201	26	8	19	71	10	5	1	69	93	41	9	32	.366			
1983	MILWAUKEE	.270	152	608	95	164	28	6	15	47	7	6	2	59	74	41	8	16	.333			
1984	MILWAUKEE	.217	13	46	3	10	1	0	0	6	0	1	0	2	8	1	0	2	.245			
1985	MILWAUKEE	.297	140	576	93	171	28	3	10	48	7	4	1	54	80	21	7	19	.356			
1986	MILWAUKEE	.281	105	437	62	123	24	6	9	55	2	3	0	40	81	20	5	15	.340			
1987	MILWAUKEE	.353	118	465	114	164	41	5	16	75	5	1	2	69	67	45	10	5	.438			
1988	MILWAUKEE	.312	154	609	115	190	34	6	13	60	5	3	2	71	54	41	10	17	.384			
1989	MILWAUKEE	.315	155	615	84	194	35	4	11	56	4	9	4	64	67	27	11	18	.379			
1990	MILWAUKEE	.285	103	418	64	119	27	6	12	45	0	2	1	37	51	18	3	10	.343			
	Beloit	.500	1	4	1	2	0	0	1	1	0	0	0	0	0	0	0	0	.500			
1991	MILWAUKEE	.325	158	665	133	216	32	13	17	75	0	1	6	77	62	19	8	6	.399			
1992	MILWAUKEE	.320	158	609	89	195	36	7	12	89	4	11	3	73	66	31	6	2	.389			
1993	TORONTO	.332	160	636	121	211	37	5	22	111	1	8	3	77	71	22	4	3	.402			
1994	TORONTO	.341	115	454	86	155	30	4	14	75	0	5	1	55	48	20	0	0	.410			
1995	TORONTO	.270	130	525	63	142	31	2	15	60	3	4	5	61	57	12	0	0	.350			
1996	MINNESOTA	.341	161	660	99	225	41	8	9	113	0	9	3	56	72	18	6	1	.390			
1997	MINNESOTA	.305	135	538	63	164	32	4	10	89	2	12	0	45	73	11	4	1	.351			
1998	MINNESOTA	.281	126	502	75	141	29	5	4	69	1	10	1	45	41	9	2	0	.335			
	Salt Lake	.500	2	10	0	5	1	0	0	0	0	0	0	0	0	0	0	0	.500			
Minor League Totals		.355	67	242	53	86	13	0	9	51	4	4	3	47	25	14	2	28	.459			
Major League Totals		.306	2683	10835	1782	3319	605	114	234	1307	75	109	47	1094	1244	504	131	208	.369			

### MOLITOR'S DIVISION SERIES RECORD

YEAR	OPPONENT	AVG	G	AB	R	H	2B	3B	HR	RBI	SH	SF	HB	BB	SO	SB	CS	E	OBP
1981	New York-AL	.250	5	20	2	5	0	0	1	1	1	0	0	2	5	0	0	0	.318

### MOLITOR'S LEAGUE CHAMPIONSHIP SERIES RECORD

YEAR	OPPONENT	AVG	G	AB	R	H	2B	3B	HR	RBI	SH	SF	HB	BB	SO	SB	CS	E	OBP
1982	California	.316	5	19	4	6	1	0	2	5	0	0	0	2	3	1	1	0	.381
1993	Chicago-AL	.391	6	23	7	9	2	1	1	5	0	0	1	3	3	0	0	0	.481
League Championship Totals		.357	11	42	11	15	3	1	3	10	0	0	1	5	6	1	1	0	.438

### MOLITOR'S WORLD SERIES RECORD

YEAR	OPPONENT	AVG	G	AB	R	H	2B	3B	HR	RBI	SH	SF	HB	BB	SO	SB	CS	E	OBP
1982	St. Louis	.355	7	31	5	11	0	0	0	3	0	0	0	2	4	1	1	0	.394
1993	Philadelphia	.500	6	24	10	12	2	2	2	8	0	0	1	3	0	1	0	0	.571
World Series Totals		.418	13	55	15	23	2	2	2	11	0	0	1	5	4	2	1	0	.475

### MOLITOR'S ALL-STAR GAME RECORD

YEAR	HOST	AVG	G	AB	R	H	2B	3B	HR	RBI	SH	SF	HB	BB	SO	SB	CS	E	OBP
1980	Los Angeles-NL	DID NOT PLAY																	
1985	Minnesota	.000	1	1	0	0	0	0	0	0	0	0	0	0	1	0	0	0	.000
1988	Cincinnati	.000	1	3	0	0	0	0	0	0	0	0	0	0	1	0	0	0	.000
1991	Toronto	.000	1	0	0	0	0	0	0	0	0	0	0	0	0	0	0	0	.000
1992	San Diego	.500	1	2	0	1	0	0	0	0	0	0	0	0	1	0	0	1	.500
1993	Baltimore	.000	1	1	0	0	0	0	0	0	0	0	0	1	0	0	0	0	.500
1994	Pittsburgh	.000	1	1	0	0	0	0	0	0	0	0	0	0	0	0	0	0	.000
All-Star Game Totals		.125	6	8	0	1	0	0	0	0	0	0	0	1	3	0	0	1	.222

### TWINS MANAGERS

MANAGERS	SEASONS	FINISHES	WON	LOST	PCT.
Cookie Lavagetto*	1961	9th	25	41	.379
Sam Mele	1961-67	7th-2nd-3rd-6th-1st-2nd-6th	522	431	.548
Cal Ermer*	1967-68	2nd-7th	145	129	.529
Billy Martin*	1969	1st	97	65	.599
Bill Rigney*	1970-72	1st-5th-3rd	208	184	.531
Frank Quilici	1972-75	3rd-3rd-3rd-4th	280	287	.494
Gene Mauch*	1976-80	3rd-4th-4th-4th-4th	378	394	.490
Johnny Goryl	1980-81	3rd-6th	34	38	.472
Billy Gardner	1981-85	(7th-4th)-7th-5th-2nd-6th	268	353	.432
Ray Miller	1985-86	4th-7th	109	130	.456
Tom Kelly	1986-2001	6th-1st-2nd-5th-7th-1st-2nd-5th-4th-5th-4th-4th-5th-5th-2nd-1140	1244	1140	.478
Ron Gardenhire	2002-14	1st-1st-1st-3rd-1st-3rd-2nd-1st-1st-5th-4th-5th	1068	1039	.507
Paul Molitor	2015	2nd	83	79	.512

\* - Deceased





# NEIL ALLEN

Named pitching coach November 25, 2014

**BATS/THROWS:** R/R

**BORN:** 1/24/58 in Kansas City, KS

**AGE:** 57

**RESIDES:** Sarasota, FL

**CONTRACT STATUS:** Signed to one-year contract thru 2015

**PITCHING COACH 41**

**PERSONAL:** Neil Patrick Allen...son, Bobby (15)...attended Bishop Ward (KS) High School where he played baseball, basketball and football...resides in Sarasota, FL.

**COACHING CAREER:** 2015 marked his 34th season in professional baseball...named Twins pitching coach on November 25, 2014...in his first season with the Twins, the pitching staff had their lowest ERA since 2010...joined Tampa Bay organization on November 29, 2006 and spent four seasons in Durham (2011-14) after one season in Charlotte (2010) and three seasons (2007-09) as the pitching coach for Montgomery...named pitching coach for the SiriusXM Futures Game in 2013...spent the previous seven seasons in the New York-AL organization, including 2005 when he served as the major league club's bullpen coach...coached at Short-A Staten Island from 2000-02, winning the New York-Penn League championship in his final season there with a staff ERA of 2.57...joined Triple-A Columbus for the 2003, 04 and 06 seasons...coached in the Toronto system from 1996-99, making stops at Class-A St. Catharines (1996, 98-99) and Rookie Level Medicine Hat (1997)...made his coaching debut for Mobile of the independent Texas-Louisiana League in 1995.

**PLAYING CAREER:** Pitched 11 years in the majors for the New York-NL (1979-83), St. Louis (1983-85), New York-AL (1985, 1987-88), Chicago-AL (1986-87) and Cleveland (1989).

**PROFESSIONAL:** Drafted by the New York-NL in the 11th round of the 1976 First-Year Player Draft.

ALLEN'S PLAYING RECORD																			
YEAR	CLUB	W-L	ERA	G	GS	CG	SH	SV	IP	H	R	ER	HR	HB	BB	SO	WP	BK	BAA
1976	Marion	2-0	1.91	6	4	2	1	1	33.0	23	8	7	1	0	6	29	1	0	—
	Wausau	4-2	3.75	6	6	2	0	0	48.0	51	27	20	4	1	20	34	1	0	—
1977	Lynchburg	10-2	2.79	20	20	11	2	0	142.0	136	55	44	7	3	43	126	6	3	—
1978	Jackson	5-9	2.10	16	16	8	3	0	120.0	88	38	28	6	2	38	111	3	0	—
	Tidewater	2-7	4.42	10	10	2	0	0	57.0	65	35	28	10	0	12	30	0	0	—
1979	NEW YORK-NL	6-10	3.55	50	5	0	0	8	99.0	100	46	39	4	0	47	65	6	0	.268
1980	NEW YORK-NL	7-10	3.70	59	0	0	0	22	97.1	87	43	40	7	0	40	79	2	1	.244
1981	NEW YORK-NL	7-6	2.97	43	0	0	0	18	66.2	64	26	22	4	0	26	50	3	0	.259
1982	NEW YORK-NL	3-7	3.06	50	0	0	0	19	64.2	65	22	22	5	1	30	59	4	0	.266
1983	NEW YORK-NL	2-7	4.50	21	4	1	1	2	54.0	57	29	27	6	0	36	32	2	0	.278
	ST. LOUIS	10-6	3.70	25	18	4	2	0	121.2	122	55	50	6	1	48	74	6	1	.265
1984	ST. LOUIS	9-6	3.55	57	1	0	0	3	119.0	105	54	47	6	0	49	66	6	0	.239
1985	ST. LOUIS	1-4	5.59	23	1	0	0	2	29.0	32	22	18	3	1	17	10	1	1	.283
	NEW YORK-AL	1-0	2.76	17	0	0	0	1	29.1	26	9	9	1	0	13	16	2	0	.234
1986	CHICAGO-AL	7-2	3.82	22	17	2	2	0	113.0	101	50	48	8	2	38	57	4	0	.244
1987	CHICAGO-AL	0-7	7.07	15	10	0	0	0	49.2	74	40	39	6	2	26	26	1	0	.365
	NEW YORK-AL	0-1	3.65	8	1	0	0	0	24.2	23	12	10	2	0	10	16	0	0	.242
	Daytona Beach	0-1	2.00	4	4	0	0	0	18.0	17	6	4	1	0	7	17	1	0	—
1988	NEW YORK-AL	5-3	3.84	41	2	0	1	0	117.1	121	51	50	14	2	37	61	2	0	.268
	Fort Lauderdale	0-0	0.00	3	3	0	0	0	9.0	2	0	0	0	0	1	5	0	0	—
	Columbus	0-1	0.60	2	2	1	0	0	15.0	7	2	1	0	0	0	7	0	0	—
1989	CLEVELAND	0-1	15.00	3	0	0	0	0	3.0	8	5	5	1	0	0	0	0	0	.500
	Colorado Springs	5-3	3.42	21	15	0	0	0	100.0	105	57	38	9	2	27	52	8	5	—
1990	Nashville	0-0	6.60	12	0	0	0	1	15.0	22	12	11	3	1	6	10	0	0	—
Minor League Totals		28-25	2.92	100	80	26	6	2	557.0	516	240	181	41	9	160	421	20	8	—
American League Totals		13-14	4.30	106	30	2	3	1	337.0	353	167	161	32	6	124	176	9	0	.273
National League Totals		45-56	3.66	328	29	5	3	74	988.1	985	464	426	73	3	417	611	30	3	.259
Major League Totals		58-70	3.88	434	59	7	6	75	988.1	985	464	426	73	9	417	611	39	3	.264



# TOM BRUNANSKY

**Named hitting coach** October 22, 2012

**BATS/THROWS:** R/R

**BORN:** 8/20/1960 in Covina, CA

**AGE:** 55

**RESIDES:** Poway, CA

**CONTRACT STATUS:** Signed to one-year contract thru 2015

**HITTING  
COACH** **23**

**PERSONAL:** Thomas Andrew Brunansky...wife Colleen, sons Jason (12/1/89), Ryan (9/17/91) and Thomas (1/5/96), daughters Alexa (12/10/93) and Erin (10/19/98)...1978 graduate of West Covina (CA) High School, participating in baseball, basketball and football, earning All-American honors in baseball and football...turned down a football/baseball scholarship from Stanford and attended Cal Poly at Pomona in 1978-79...brother-in-law of ex-major leaguer and former Twin Dave Engle...named one of the "50 Greatest Twins" in 2010...ranks ninth on Twins all-time home run list (163) and 13th in walks (394)...795 games played in rightfield ranks second in Twins history (Tony Oliva - 1,137).

**COACHING CAREER:** 2015 marked his third season as Twins hitting coach after being named October 22, 2012...spent 2012 as hitting coach for Triple-A Rochester...spent 2011 as hitting coach for Double-A New Britain...joined the Twins organization as a coach for GCL Twins in July, 2010...coached high school baseball at Poway (CA) High School, 2005-10.

**PLAYING CAREER:** Played 14 seasons in the major leagues with California, Minnesota, St. Louis, Boston and Milwaukee...Angels Opening Day left fielder in 1981...traded to Minnesota along with pitcher Mike Walters in exchange for pitcher Doug Corbett and infielder Rob Wilfong May 11, 1982...named right fielder on Major League Baseball's All-Rookie team in 1982...hit 32 home runs in 1984, marking the most for a Twin since Harmon Killebrew had 41 in 1970...named to American League All-Star team in 1985 and participated in the home run derby, hitting four home runs...was a member of the 1987 World Champion Minnesota Twins, hitting .412 with two home runs, four doubles, and nine RBI in the ALCS vs. Detroit...traded to St. Louis in exchange for infielder Tommy Herr April 22, 1988...recorded 1,000th career hit, a two-run shot off Houston's Bob Forsch May 30, 1989...hit 200th career home run off San Francisco's Craig Lefferts July 19, 1989...traded to Boston in exchange for pitcher Lee Smith May 4, 1990...signed by Milwaukee in 1993...traded back to Boston in exchange for catcher Dave Valle June 16, 1994.

**PROFESSIONAL:** Selected by California in the first round (14th overall) of the 1978 First-Year Player Draft; signed by scout Larry Himes.

## BRUNANSKY'S PLAYING RECORD

YEAR	CLUB	AVG	G	AB	R	H	2B	3B	HR	RBI	SH	SF	HB	BB	SO	SB	CS	E	OBP
1978	Idaho Falls	.332	48	190	56	63	14	4	6	45	0	2	1	45	34	17	2	8	.458
1979	Salinas	.270	140	485	85	131	23	1	23	76	0	6	5	100	116	20	15	6	.396
1980	El Paso	.323	128	496	103	160	24	8	24	97	0	4	3	75	96	23	7	14	.412
	Salt Lake City	.344	9	32	7	11	2	2	1	8	0	1	0	5	3	0	0	0	.421
1981	Salt Lake City	.332	96	343	61	114	17	10	22	81	4	2	3	57	74	6	7	5	.430
	CALIFORNIA	.152	11	33	7	5	0	0	3	6	0	0	0	8	10	1	0	3	.317
1982	Spokane	.205	25	88	12	18	6	1	1	6	0	1	0	15	19	4	4	1	.317
	MINNESOTA	.272	127	463	77	126	30	1	20	46	1	2	8	71	101	1	2	5	.377
1983	MINNESOTA	.227	151	542	70	123	24	5	28	82	1	3	4	61	95	2	5	5	.308
1984	MINNESOTA	.254	155	567	75	144	21	0	32	85	0	4	0	57	94	4	5	5	.320
1985	MINNESOTA	.242	157	567	71	137	28	4	27	90	0	13	0	71	86	5	3	5	.320
1986	MINNESOTA	.256	157	593	69	152	28	1	23	75	1	7	1	53	98	12	4	6	.315
1987	MINNESOTA	.259	155	532	83	138	22	2	32	85	0	4	4	74	104	11	11	3	.352
1988	MINNESOTA	.184	14	49	5	9	1	0	1	6	0	0	0	7	10	1	2	3	.286
	ST. LOUIS	.245	143	523	69	128	22	4	22	79	1	6	4	79	82	16	6	1	.345
1989	ST. LOUIS	.239	158	556	67	133	29	3	20	85	0	5	2	59	107	5	9	7	.312
1990	ST. LOUIS	.158	19	57	5	9	3	0	1	2	0	1	1	12	10	0	0	2	.310
	BOSTON	.287	129	461	61	123	24	5	15	71	0	8	3	54	105	5	10	5	.342
1991	BOSTON	.229	142	459	54	105	24	1	16	70	0	8	3	49	72	1	2	3	.303
1992	BOSTON	.266	138	458	47	122	41	3	15	74	2	7	0	66	96	2	5	6	.354
1993	MILWAUKEE	.183	80	224	20	41	7	3	6	29	2	0	0	25	59	3	4	2	.265
1994	MILWAUKEE	.214	16	28	2	6	2	0	0	0	0	0	0	1	9	0	0	0	.241
	BOSTON	.237	48	177	22	42	10	1	10	34	0	4	0	23	48	0	2	1	.319
Minor League Totals		.304	446	1633	323	497	86	26	77	313	4	16	12	297	342	70	35	34	.412
American League Totals		.247	1480	5153	663	1273	252	26	228	753	7	60	23	620	988	48	55	51	.327
National League Totals		.238	320	1136	141	270	54	7	43	166	1	12	7	150	199	21	15	10	.327
Major League Totals		.245	1800	6289	804	1543	306	33	271	919	8	72	30	770	1187	69	70	61	.327



# BUTCH DAVIS

Named first base coach December 1, 2014

**BATS/THROWS:** R/R

**BORN:** 6/19/58 in Williamston, NC

**AGE:** 57

**RESIDES:** Garner, NC

**CONTRACT STATUS:** Signed to one-year contract thru 2015

FIRST BASE  
COACH **40**

**PERSONAL:** Wallace McArthur Davis...attended East Carolina University in 1980...appeared in the movie "Bull Durham" as a player.

**COACHING CAREER:** Named Twins first base coach and outfield instructor December 1, 2014...spent 2013-14 as field coach for Double-A Bowie (Baltimore)...served as Orioles minor league roving outfield/bunting instructor 2006-12...served as coach at Bowie 2003-05 and 2000...served as coach for Triple-A Rochester (Baltimore) from 1995-96 and 2001-02...managed Single-A Delmarva in 1999...managed GCL Orioles in 1997-98.

**PLAYING CAREER:** Played one full season and parts of six other seasons in the big leagues with the Royals, Pirates, Dodgers and Orioles...was a two-time league All-Star coming up in the Royals system, including the Gulf Coast League Player of Year in 1980...played three-plus seasons before making major league debut August 23, 1983 with Kansas City...hit .344 with six triples in 122 at-bats in rookie season...made Royals Opening Day roster in 1984...signed with the Dodgers in 1990 and hit .342 with 31 doubles and 25 stolen bases for Triple-A Albuquerque...spent the entire 1993 season with the Rangers, hitting .245 in 159 at-bats...hit the first ever inside-the-park home run in Camden Yards against the O's on August 21.

**PROFESSIONAL:** Selected by the Royals in the 12th round of the 1980 First-Year Player Draft.

DAVIS' PLAYING RECORD																			
YEAR	CLUB	AVG	G	AB	R	H	2B	3B	HR	RBI	SH	SF	HB	BB	SO	SB	CS	E	OBP
1980	Royals Blue	.315	61	235	46	74	17	4	2	35	0	5	1	29	36	31	4	3	.385
1981	Fort Myers	.300	126	464	89	139	17	10	13	70	1	5	3	54	99	44	3	12	.373
1982	Jacksonville	.256	122	450	64	115	18	4	10	57	3	3	3	46	101	17	9	2	.327
1983	Jacksonville	.317	90	331	51	105	15	7	14	63	2	6	0	36	78	29	7	4	.378
	Omaha	.316	46	171	27	54	10	3	5	21	1	0	1	18	36	13	5	1	.384
	KANSAS CITY	.344	33	122	13	42	2	6	2	18	2	2	0	4	19	4	3	2	.359
1984	Omaha	.325	83	314	45	102	15	5	7	43	2	1	1	24	56	9	7	6	.374
	KANSAS CITY	.147	41	116	11	17	3	0	2	12	0	2	0	10	19	4	3	3	.211
1985	Omaha	.263	109	403	58	106	26	10	6	34	3	3	1	26	89	15	6	9	.307
1987	Vancouver	.271	111	424	58	115	17	7	7	57	1	6	1	22	73	22	6	4	.305
	PITTSBURGH	.143	7	7	3	1	1	0	0	0	0	0	0	1	3	0	0	0	.250
1988	Charlotte	.301	101	412	62	124	23	7	13	82	2	1	1	24	40	17	5	3	.340
	Rochester	.143	8	28	4	4	0	2	0	0	1	0	2	0	2	0	0	0	.200
	BALTIMORE	.240	13	25	2	6	1	0	0	0	0	0	0	0	8	1	0	0	.240
1989	Rochester	.303	127	479	81	145	29	9	10	64	2	5	6	28	57	19	8	6	.346
	BALTIMORE	.167	5	6	1	1	1	0	0	0	0	0	0	0	3	0	0	0	.167
1990	Albuquerque	.342	124	480	87	164	31	9	10	85	0	11	4	24	53	25	14	2	.370
1991	Albuquerque	.313	91	284	55	89	19	10	7	44	0	2	2	18	51	12	5	0	.356
	LOS ANGELES-NL	.000	1	1	0	0	0	0	0	0	0	0	0	0	0	0	0	0	.000
1992	Syracuse	.280	134	550	67	154	31	9	9	74	2	5	2	33	77	19	6	2	.320
	Las Vegas	1.000	1	1	0	1	0	0	0	0	0	0	0	0	0	0	0	0	1.000
1993	TEXAS	.245	62	159	24	39	10	4	3	20	5	0	1	5	28	3	1	3	.273
1994	Oklahoma City	.304	106	381	60	116	23	9	6	55	4	2	4	20	44	19	5	5	.344
	TEXAS	.235	4	17	2	4	3	0	0	0	0	0	0	0	3	1	0	1	.235
Minor League Totals		.297	1440	5407	854	1607	291	105	119	784	24	55	32	402	892	291	90	59	.346
American League Totals		.245	158	445	53	109	20	10	7	50	7	4	1	19	80	13	7	9	.275
National League Totals		.125	8	8	3	1	1	0	0	0	0	0	0	1	3	0	0	0	.222
Major League Totals		.243	166	453	56	110	21	10	7	50	7	4	1	20	83	13	7	9	.274

DAVIS' RECORD AS MANAGER						
YEAR	CLUB	LEAGUE	POSITION	WON	LOST	PCT.
1997	GCL Orioles	Gulf Coast	6th in division	27	33	.450
1998	GCL Orioles	Gulf Coast	4th in division	28	32	.467
1999	Delmarva	South Atlantic	4th/3rd in division (1st half/2nd half)	58	70	.453
Minor League Totals				113	135	.456



# GENE GLYNN

Named third base coach November 12, 2014

**BATS/THROWS:** R/R

**BORN:** 9/22/56 in Waseca, MN

**AGE:** 59

**RESIDES:** Waseca, MN

**CONTRACT STATUS:** Signed to one-year contract thru 2015

**THIRD BASE COACH 13**

**PERSONAL:** Eugene Patrick Glynn...wife Julie, sons Gino and Christopher...graduated from Waseca (MN) High School in 1975 where he was an All-American in both basketball and baseball and was named the first ever "Mr. Basketball" in the state of Minnesota...attended Minnesota State University-Mankato from 1975-79 where he played baseball and basketball...participates annually in Twins winter Caravan.

**COACHING CAREER:** Named Twins third base coach November 12, 2014...2015 marked his 12th season as a major league third base coach after spending 10 seasons as a third base coach for Colorado (1996-98), Chicago-NL (2000-02) and San Francisco (2003-06)...served three seasons as Triple-A Rochester manager from 2012-14...served as pro scout for Tampa Bay Rays from 2007-11...served as first base coach for Montreal in 1999...began the 1995 season as the Rockies minor league field coordinator (also in this role in 1993), but following Don Zimmer's resignation was promoted to role of first base coach for the Rockies...made major league coaching debut as Rockies first base coach in 1994...served as manager for Single-A Bend Rockies in 1992 and won division title...was the manager for San Diego's Single-A affiliate in Spokane from 1990-91 and was named Northwest League Manager of the Year in 1990 after team went 49-27 and won a league championship...was a minor league coach/manager for the Montreal Expos system from 1985-89 at various levels...made coaching debut in Montreal system as a player/coach for Triple-A Indianapolis.

**PLAYING CAREER:** Played seven seasons in the minor leagues from 1979-85 in Montreal's system, hitting .230 (308-for-1340) with 48 doubles, 11 triples, seven home runs, 137 RBI and 244 runs scored in 525 games...played third base, second base and shortstop.

**PROFESSIONAL:** Signed by the Montreal Expos as an undrafted free agent in 1979.

## GLYNN'S PLAYING RECORD

YEAR	CLUB	AVG	G	AB	R	H	2B	3B	HR	RBI	SH	SF	HB	BB	SO	SB	CS	E	OBP
1979	Jamestown	.293	64	208	71	61	16	3	2	36	0	5	4	70	34	26	1	4	.470
1980	West Palm Beach	.216	109	291	50	63	10	1	1	23	3	2	2	64	49	17	12	28	.359
1981	Memphis	.210	113	276	46	58	3	2	2	23	2	2	0	45	36	11	9	27	.319
1982	Memphis	.240	96	300	50	72	12	2	2	25	15	1	4	45	36	16	10	27	.346
	Wichita	.263	10	19	4	5	0	1	0	3	0	0	0	1	4	0	0	1	.300
1983	Memphis	.125	7	24	0	3	0	0	0	1	0	0	0	3	2	0	2	0	.222
	Wichita	.198	61	111	14	22	3	2	0	17	2	1	1	11	11	5	0	5	.274
1984	Jacksonville	.000	6	2	0	0	0	0	0	1	0	0	0	2	0	0	0	0	.500
	Indianapolis	.212	56	104	9	22	4	0	0	8	5	0	0	13	14	0	4	6	.299
1985	Indianapolis	.400	3	5	0	2	0	0	0	0	0	0	0	0	1	0	0	0	.400
<b>Minor League Totals</b>		<b>.230</b>	<b>525</b>	<b>1340</b>	<b>244</b>	<b>308</b>	<b>48</b>	<b>11</b>	<b>7</b>	<b>137</b>	<b>27</b>	<b>11</b>	<b>11</b>	<b>254</b>	<b>187</b>	<b>75</b>	<b>38</b>	<b>98</b>	<b>.355</b>

## GLYNN'S RECORD AS MANAGER

YEAR	CLUB	LEAGUE	POSITION	WON	LOST	PCT.
1986	Jacksonville	New York-Penn	4th	30	46	.395
1987	Jacksonville	New York-Penn	2nd	44	33	.571
1990	Spokane	Northwest	1st, Northwest League Champions	49	27	.645
1991	Spokane	Northwest	4th	24	52	.316
1992	Bend	Northwest	1st, Northwest League Champions	43	33	.566
2012	Rochester	International	4th	72	72	.500
2013	Rochester	International	2nd	77	67	.535
2014	Rochester	International	4th	77	67	.535
<b>Minor League Totals</b>				<b>416</b>	<b>397</b>	<b>.512</b>





# EDDIE GUARDADO

Named bullpen coach November 25, 2014

**BATS/THROWS:** R/L

**BORN:** 10/2/70 in Stockton, CA

**AGE:** 45

**RESIDES:** Tustin, CA

**CONTRACT STATUS:** Signed to one-year contract thru 2015

**BULLPEN  
COACH**

**18**

**PERSONAL:** Edward Adrian Guardado...nicknamed "Everyday Eddie" during playing days...wife, Lisa (Limbaugh)...sons, Niko (12/24/96) and Jakob (2/26/02), and daughter, Ava Rose (5/17/05)...1989 graduate of Franklin (CA) High School, where he played baseball and football...as a senior was all-area and Most Valuable Player of his league in baseball and MVP of the football team...attended San Joaquin Delta (CA) Junior College...brother Danny was an infielder at Lewis & Clark College...was the MVP of his Babe Ruth team in 1985 and American Legion team in 1989.

**COACHING CAREER:** 2015 marked his first season as a major league coach...spent time in recent years as special instructor at Twins spring training.

**PLAYING CAREER:** Played 17 seasons with Minnesota, Seattle, Cincinnati and Texas...inducted into Twins Hall of Fame in 2013...named one of "50 Greatest Twins" in 2010...played 12 seasons for Twins from 1993-2003 and again in 2008, going 37-48, 4.53 ERA (704.2 IP, 355 ER) in 648 career games, the most in club history...ranks third on Twins all-time list in saves (116)...Twins all-time leader in relief innings (579.0)...led AL in appearances (83) in 1996 and led AL in saves (45) in 2002...named to AL All-Star team in 2002 and '03...ranks 22nd on baseball's all-time list in games (908)...his 83 appearances in 1996 rank second on Twins all-time single-season list and 79 appearances in 1998 are tied for fourth.

**PROFESSIONAL:** Selected by the Twins in the 21st round of the 1990 First-Year Player Draft; signed by scout Kevin Murphy.

## GUARDADO'S PLAYING RECORD

YEAR	CLUB	W-L	ERA	G	GS	CG	SH	SV	IP	H	R	ER	HR	HB	BB	SO	WP	BK	BAA
1991	Elizabethton	8-4	1.86	14	13	3	1	0	92.0	67	30	19	5	2	31	106	6	2	.199
1992	Kenosha	5-10	4.37	18	18	2	1	0	101.0	106	57	49	5	4	30	103	2	7	.274
	Visalia	7-0	1.64	7	7	1	1	0	49.1	47	13	9	1	0	10	39	0	1	.258
1993	Nashville	4-0	1.24	10	10	2	2	0	65.1	53	10	9	1	2	10	57	2	0	.221
	MINNESOTA	3-8	6.18	19	16	0	0	0	94.2	123	68	65	13	1	36	46	0	0	.319
1994	Salt Lake	12-7	4.83	24	24	2	0	0	151.0	171	90	81	23	2	51	87	3	1	.290
	MINNESOTA	0-2	8.47	4	4	0	0	0	17.0	26	16	16	3	0	4	8	0	0	.351
1995	MINNESOTA	4-9	5.12	51	5	0	0	2	91.1	99	54	52	13	0	45	71	5	1	.280
1996	MINNESOTA	6-5	5.25	83	0	0	0	4	73.2	61	45	43	12	3	33	74	3	0	.228
1997	MINNESOTA	0-4	3.91	69	0	0	0	1	46.0	45	23	20	7	2	17	54	2	0	.251
1998	MINNESOTA	3-1	4.52	79	0	0	0	0	65.2	66	34	33	10	0	28	53	2	0	.265
1999	MINNESOTA	2-5	4.50	63	0	0	0	2	48.0	37	24	24	6	2	25	50	0	0	.222
	New Britain	0-0	1.93	3	0	0	0	0	4.2	3	1	1	0	0	0	5	0	0	.176
2000	MINNESOTA	7-4	3.94	70	0	0	0	9	61.2	55	27	27	14	1	25	52	1	1	.238
2001	MINNESOTA	7-1	3.51	67	0	0	0	12	66.2	47	27	26	5	1	23	67	4	0	.197
2002	MINNESOTA	1-3	2.93	68	0	0	0	45	67.2	53	22	22	9	1	18	70	0	0	.215
2003	MINNESOTA	3-5	2.89	66	0	0	0	41	65.1	50	22	21	7	0	14	60	5	0	.207
2004	SEATTLE	2-2	2.78	41	0	0	0	18	45.1	31	14	14	8	1	14	45	0	0	.194
2005	SEATTLE	2-3	2.72	58	0	0	0	36	56.1	52	23	17	7	0	15	48	1	0	.239
2006	SEATTLE	1-3	5.48	28	0	0	0	5	23.0	29	14	14	8	0	11	22	0	0	.309
	CINCINNATI	0-0	1.29	15	0	0	0	8	14.0	15	5	2	2	1	2	17	0	0	.278
2007	Dayton	0-0	0.00	3	0	0	0	1	3.0	2	0	0	0	0	0	3	0	0	.182
	Louisville	0-0	4.50	9	0	0	0	0	8.0	11	4	4	2	0	4	3	0	0	.335
	CINCINNATI	0-0	7.24	15	0	0	0	0	13.2	16	11	11	2	1	4	8	0	0	.286
2008	TEXAS	3-3	3.65	55	0	0	0	4	49.1	38	20	20	3	0	17	28	1	0	.220
	MINNESOTA	1-1	7.71	9	0	0	0	0	7.0	12	6	6	1	0	2	5	0	0	.387
2009	TEXAS	1-2	4.46	48	0	0	0	0	38.1	39	21	19	8	2	15	20	1	0	.267
Minor League Totals		36-21	3.26	88	72	10	5	1	474.1	460	205	172	37	10	136	403	13	11	.256
American League Totals		46-61	4.31	223	878	25	0	179	917.0	864	460	439	134	14	342	773	25	2	.250
National League Totals		0-0	4.23	30	0	0	0	8	27.2	31	16	13	4	2	6	25	0	0	.282
Major League Totals		46-61	4.31	908	25	0	0	187	944.2	894	476	452	138	16	348	798	25	2	.251



# RUDY HERNANDEZ

Named assistant hitting coach November 12, 2014

**BATS/THROWS:** R/R

**BORN:** 4/9/66 in Turmero, Aragua, VZ

**AGE:** 49

**RESIDES:** Maracay, VZ

**CONTRACT STATUS:** Signed to one-year contract thru 2015

**ASSISTANT  
HITTING COACH 63**

**PERSONAL:** Rudolfo Jesus Hernandez...wife, Andrea...son, Bryan...resides in Maracay, VZ.

**COACHING CAREER:** Named Twins assistant hitting coach November 12, 2014...2015 marked his 15th season in Twins organization...2014 marked his second season in his third stint with the GCL Twins after coaching there in 2009 and 2011...spent 2012 as coach for Double-A New Britain after also coaching for the Rock Cats in 2010...coached at Single-A Beloit from 2005-08 and was a coach for Quad City in 2004...managed GCL Twins from 2002-03...managed Rookie Elizabethton in 2001...named Appalachian League Manager of the Year after 41-22 first place finish in 2001...managed San Joaquin in Venezuelan Summer League in 2000...managed Aragua in Venezuelan Winter League in 1999 and 2000...has career minor league managerial record of 139-102 (.577)...coordinator of instruction at Twins Venezuelan Academy, 1996-2000...played three years of summer ball in Venezuela, 1993-96...played in Mexican League in 1992.

**PLAYING CAREER:** Played five seasons in New York Mets system (1987-91), hitting .250 (410-for-1637) with 55 doubles, 14 triples, three home runs and 156 RBI in 493 games...played second base and third base.

**PROFESSIONAL:** Signed as an undrafted free agent with the New York Mets in 1986.

## HERNANDEZ'S PLAYING RECORD

YEAR	CLUB	AVG	G	AB	R	H	2B	3B	HR	RBI	SH	SF	HB	BB	SO	SB	CS	E	OBP
1987	Kingsport	.264	66	216	33	57	10	1	2	27	4	2	1	31	41	8	3	22	.356
1988	Kingsport	.296	72	284	52	84	14	3	1	54	3	0	2	44	38	15	7	18	.394
1989	St. Lucie	.250	115	348	49	87	8	5	0	23	11	2	2	22	50	14	10	16	.297
1990	Jackson	.242	123	443	63	107	14	5	0	30	7	4	3	41	61	32	16	13	.308
1991	Williamsport	.217	117	346	38	75	9	0	0	22	6	2	0	67	69	25	14	21	.342
<b>Minor League Totals</b>		<b>.250</b>	<b>493</b>	<b>1637</b>	<b>235</b>	<b>410</b>	<b>55</b>	<b>14</b>	<b>3</b>	<b>156</b>	<b>31</b>	<b>10</b>	<b>8</b>	<b>205</b>	<b>259</b>	<b>94</b>	<b>50</b>	<b>90</b>	<b>.335</b>

## HERNANDEZ'S RECORD AS MANAGER

YEAR	CLUB	LEAGUE	POSITION	WON	LOST	PCT.
2000	San Joaquin	Venezuelan Summer	2nd in division	35	24	.593
2001	Elizabethton	Appalachian	1st in division	41	22	.651
2002	GCL Twins	Gulf Coast	2nd in division	35	25	.583
2003	GCL Twins	Gulf Coast	3rd in division	28	31	.475
<b>Minor League Totals</b>				<b>139</b>	<b>102</b>	<b>.577</b>



# JOE VAVRA

Named bench coach November 25, 2014

**BATS/THROWS:** L/R

**BORN:** 11/16/59 in Chippewa Falls, WI

**AGE:** 55

**RESIDES:** Menomonie, WI

**CONTRACT STATUS:** Signed to one-year contract thru 2015

**BENCH  
COACH**

**46**

**PERSONAL:** Joseph Alan Vavra (pronounced VAH-vra)...wife Lesa (Heise), sons Tanner (7/6/89), Treysen (9/17/91) and Terrin (5/12/97)...1978 graduate of Chippewa Falls Senior (WI) High School...named captain and MVP in baseball during senior season...1985 graduate of University of Wisconsin-Stout with a degree in Industrial Technology with a concentration in Plant Engineering...son Tanner was drafted by the Twins in the 30th round of the 2013 First-Year Player Draft out of Valparaiso University...son Trey drafted by Twins in 33rd round of 2014 First-Year Player Draft out of Florida Southern College...participates annually in Twins winter Caravan.

**COACHING CAREER:** Named Twins bench coach November 25, 2014...named Manager for Melbourne Aces for 2015-16 in the Australian Baseball League...served as the Twins third base coach 2013-14...served as Twins hitting coach 2006-12...served as Twins minor league field coordinator 2002-05...2001 head coach at University of Wisconsin-Stout before becoming interim Director of Player Development for the Los Angeles-NL...minor league baserunning and bunting instructor for the Dodgers in 2000...served as major league roving coach for first half of the 1999 season before serving as minor league field coordinator in the second half...began 1998 season as special assignment major league coach for Los Angeles-NL, before becoming minor league field coordinator at mid-point of season...managed Single-A Yakima 1994-97 and named Northwest League Manager of the Year in 1994 and 1996...led Yakima to Northern Division title in 1994 and Northwest League Championship in 1996...managed Single-A Vero Beach Dodgers in 1993...managed Single-A Yakima in the Northwest League in 1991-92...managed Rookie Great Falls Dodgers to consecutive league championships in 1989-90...named coach at Single-A Sarasota in 1987.

**PLAYING CAREER:** Played five seasons in the Dodgers organization from 1982-86...hit .307 (92-for-300) in 96 games for Double-A San Antonio in 1984 and .312 (131-for-420) in 110 games with Lodi in 1983.

**PROFESSIONAL:** Selected by Los Angeles-NL in the eighth round of the 1982 First-Year Player Draft; signed by scout Dale McReynolds.

## VAVRA'S PLAYING RECORD

YEAR	CLUB	AVG	G	AB	R	H	2B	3B	HR	RBI	SH	SF	HB	BB	SO	SB	CS	E	OBP
1982	Lodi	.242	49	149	19	36	5	0	1	10	2	1	0	16	17	2	3	19	.313
1983	Lodi	.312	110	420	58	131	19	2	0	37	0	5	1	37	26	6	4	16	.365
1984	San Antonio	.307	96	300	36	92	15	1	1	40	0	3	0	32	17	4	3	4	.370
	Albuquerque	.227	11	44	5	10	0	0	0	3	1	0	0	3	3	0	1	4	.277
1985	Albuquerque	.272	61	202	31	55	9	1	1	15	1	0	3	21	13	2	0	13	.350
1986	Albuquerque	.250	38	72	11	18	3	1	0	5	1	0	0	7	8	0	2	4	.316
<b>Minor League Totals</b>		<b>.288</b>	<b>365</b>	<b>1187</b>	<b>160</b>	<b>342</b>	<b>51</b>	<b>5</b>	<b>3</b>	<b>110</b>	<b>5</b>	<b>9</b>	<b>4</b>	<b>116</b>	<b>84</b>	<b>14</b>	<b>13</b>	<b>60</b>	<b>.351</b>

## VAVRA'S RECORD AS MANAGER

YEAR	CLUB	LEAGUE	POSITION	WON	LOST	PCT.
1989	Great Falls	Pioneer	1st (Northern Division)	53	14	.791
1990	Great Falls	Pioneer	1st (Northern Division)	48	20	.706
1991	Yakima	Northwest	1st (Northern Division)	44	32	.579
1992	Yakima	Northwest	2nd (Northern Division)	36	40	.474
1993	Vero Beach	Florida State	6th (E. Div., 1st half), 2nd (E. Div., 2nd half)	56	77	.471
1994	Yakima	Northwest	1st (Northern Division)	49	27	.645
1995	Yakima	Northwest	4th (Northern Division)	28	48	.368
1996	Yakima	Northwest	1st (Northern Division)	40	36	.526
1997	Yakima	Northwest	4th (Northern Division)	23	53	.303
<b>Minor League Totals</b>				<b>377</b>	<b>347</b>	<b>.521</b>

# TWINS TRAINING STAFF



**DAVE PRUEMER**  
HEAD ATHLETIC TRAINER

Dave Pruemer completed his 21st season in the Twins organization and third as Head Athletic Trainer after serving eight seasons as assistant athletic trainer. Pruemer attended the University of Southern Illinois, where he received his B.S. in Athletic Training.

A native of Teutopolis, IL, he began his career with the Twins organization in 1995 and served as Athletic Trainer for Rookie Elizabethton. After one year at Elizabethton, Pruemer was promoted to Single-A Ft. Myers, where he spent

the 1996-97 seasons.

He was the Athletic Trainer for Double-A New Britain from 1998-2001, and was named the Eastern League Trainer of the Year in 2000. Selected by Major League Baseball to work the Arizona Fall League in 2001 and 03, Pruemer also served as the Twins Triple-A athletic trainer from 2002-04. He was named International League Trainer of the Year in 2004.

Dave and his wife, Tina, along with daughter, Hannah, and sons, Dylan and Tyler, live in Woodbury, MN.



**TONY LEO**  
ASSISTANT ATHLETIC TRAINER

Tony Leo completed his 18th season with the Twins organization and his fifth as Assistant Athletic Trainer. Leo attended Bowling Green State University, where he received his B.S. in Sports Management with an Athletic Training emphasis.

A native of Salem, OH, he began his career in 1997 with the GCL Twins. Leo was hired full time in 1998 and served as the trainer for Rookie Elizabethton. He was promoted to Single-A Quad Cities, where he spent the 2000-01 seasons.

Leo was the Trainer for Double-A New Britain from 2002-04, and was named the 2003 Eastern League All-Star trainer. In 2005, Leo was promoted to Triple-A Rochester and selected by MLB to work the Arizona Fall League. He served as the Triple-A Trainer from 2005-10 and selected as the Triple-A All-Star Game trainer in 2009.

Tony, his wife, Jennifer, and their daughter, Olivia, live in Schaumburg, IL.



**LANNING TUCKER**  
ASSISTANT ATHLETIC TRAINER AND REHAB COORDINATOR

Lanning Tucker completed his third season in the major leagues as Assistant Athletic Trainer and Rehab Coordinator for the club. His first season in the Twins Minor League system was 1992 and worked at various levels in the Minor Leagues from 1992-98. From 1999 to 2012 he served as the Head Minor League Athletic Trainer and Rehab Coordinator.

Lanning earned his Bachelor's degree at Texas A&M University in 1987 and his Master's degree from the United States Sports Academy in 1992.

Lanning has two sons, Aaron and Bryan, and resides in Ft. Myers, FL.



**PERRY CASTELLANO**  
STRENGTH AND CONDITIONING COACH

Perry Castellano completed his 14th season in the Twins organization and his ninth as the Major League Strength and Conditioning Coach and Director of Strength and Conditioning. His responsibilities include day-to-day instruction for the major league club, as well as developing and designing various programs throughout the entire organization.

Castellano, 55, was the 2010 recipient of the Nolan Ryan Award, given to the MLB Strength Coach of the year.

Perry was also selected to be the American League Strength and Conditioning Coach for the 2014 MLB All-Star Game at Target Field. He received a B.S. in Kinesiology from Pepperdine University in Malibu, CA, and a Master's degree in Management from National University in San Diego. Perry held the position of Minor League Strength and Conditioning Coordinator for his first five seasons until his promotion in 2007. He held the position of Strength and Conditioning Coach for the Texas Rangers in Tulsa, OK, from 2000-01.

Perry, wife, Lori, and sons, Cory (18) and Brady (16), reside in Cape Coral, FL.



# TWINS STAFF



## **ROD MCCORMICK** EQUIPMENT MANAGER

Rod McCormick completed his 22nd season with the Twins, and his ninth as the club's Equipment Manager. McCormick joined the Twins as a ball boy in 1994, and became the Home Clubhouse Assistant in 1998. He was named home Clubhouse Manager in April 2007.

A graduate of Minnetonka High School, McCormick attended the University of Minnesota from 1993-96. He oversees all the upkeep of team and personal player equipment and the movement of equipment on all road trips and spring training.

Rod, wife, Kristen, and twin sons, Charlie and Parker, reside in Minnetonka, MN.



## **JASON LIZAKOWSKI** VISITING CLUBHOUSE MANAGER

Jason Lizakowski completed his 18th season with the Twins and fourth as Visiting Clubhouse Manager. Lizakowski joined the Twins as a ball boy in 1998, and became the Visiting Clubhouse Assistant in 2000. He was named Visiting Clubhouse Manager in January of 2012.

A graduate of Rosemount High School in 1991, Lizakowski, along with his father, started a small construction business serving the metro area before joining the Twins in 1998. He oversees all the upkeep of visiting team needs and the movement of equipment in and out of Target Field.

Jason, wife, Katie, and daughter, Ava, reside in Ramsey, MN.



## **NATE DAMMANN** BULLPEN CATCHER

Nate Dammann completed his ninth season as bullpen catcher for the Twins. His responsibilities include preparing the field for batting practice, as well as catching pitchers in the bullpen prior to and during games. In addition, he assists Twins minor league coaches during Instructional League and has traveled to the Twins Academy in the Dominican Republic to coach minor league players each of the past four off-seasons.

Dammann is a 2004 graduate of Hamline University in St. Paul, with a degree in Secondary Education. He played four years of baseball for the Pipers and also played quarterback on their football team. Prior to joining the Twins, Dammann was a substitute teacher in the Edina Public School District.

Nate, wife, Kate, and daughters, Ada and Avery, reside in St. Paul, MN.



## **SEAN HARLIN** DIRECTOR, MAJOR LEAGUE VIDEO

Sean Harlin completed his 24th year with the Twins and third as the Director of Major League Video, a position he was named to in December of 2012. Harlin attended St. John's University in Collegeville, MN, where he received his BA in English.

In his role as Director of Major League Video, Harlin is responsible for selecting video and baseball data for coaching and scouting purposes for the major leagues as well as overseeing the Twins minor league video coaching program.

Harlin began his career with the Twins in 1992 as an office services assistant until joining the Twins media relations department, where he served as Manager of Media Relations from 1995-2005.

Sean, his wife, Andrea, and their son, Tadhg, reside in Eagan, MN.



## **MIKE HERMAN** DIRECTOR, TEAM TRAVEL

Mike Herman completed his 16th season with the Twins, and fourth as Director of Team Travel since being named to the position in 2012. He is responsible for planning and implementing the club's travel needs, including charter aircraft, ground transportation and hotel accommodations for the entire traveling party during spring training and the regular season.

Herman began his career with the Twins as a Media Relations Intern in 1999, before being hired full-time as a Media Relations Assistant at the start of the 2000 season. He also held the positions of Assistant Manager of Media Relations (2001-03) and Manager of Media and Player Relations (2004-06). He was named Director of Baseball Communications in 2007 and served in that role until being named to his current position in June of 2012.

After graduating from Hopkins High School, Herman attended St. Olaf College, where he played baseball and graduated in 1998 with a degree in Communications.

Mike, his wife, Brittany, and their son, Cole, reside in Plymouth, MN.

**TWINS 40-MAN ROSTER AS OF OCTOBER 4, 2015**


No.	COACHES (7)	Position	B-T	Born	Birthplace	Residence
4	Paul Molitor	Manager	R-R	8/22/1956	St. Paul, Minn.	Edina, Minn.
41	Neil Allen	Pitching	R-R	1/24/1958	Kansas City, Kan.	Sarasota, Fla.
23	Tom Brunansky	Hitting	R-R	8/20/1960	Covina, Calif.	Poway, Calif.
40	Butch Davis	First Base	R-R	6/19/1958	Williamston, N.C.	Garner, N.C.
13	Gene Glynn	Third Base	R-R	9/22/1956	Waseca, Minn.	Waseca, Minn.
18	Eddie Guardado	Bullpen	R-L	10/2/1970	Stockton, Calif.	Tustin, Calif.
63	Rudy Hernandez	Asst. Hitting	R-R	4/9/1966	Turmero, Aragua, VZ	Maracay, VZ
46	Joe Vavra	Bench	L-R	11/16/1959	Chippewa Falls, Wis.	Menomonie, Wis.

No.	PITCHERS (22)	B-T	HT	WT	Born	Birthplace	Residence	MLS
58	A.J. Achter	R-R	6-5	210	8/27/1988	Toledo, Ohio	Oregon, Ohio	0.076
36	Blaine Boyer	R-R	6-3	225	7/11/1981	Atlanta, Ga.	Marietta, Ga.	6.070
55	Neal Cotts	L-L	6-2	197	3/25/1980	Lebanon, Ill.	Chicago, Ill.	7.041
38	Logan Darnell (DL)	L-L	6-2	210	2/2/1989	Nashville, Tenn.	Joelton, Tenn.	0.073
52	Brian Duensing	L-L	6-0	205	2/22/1983	Marysville, Kan.	Omaha, Neb.	6.104
56	Tyler Duffey	R-R	6-3	222	12/27/1990	Houston, Tex.	Houston, Tex.	0.062
50	Casey Fien	R-R	6-2	205	10/21/1983	Santa Rosa, Calif.	Buena Park, Calif.	3.143
44	Kyle Gibson	R-R	6-6	207	10/23/1987	Greenfield, Ind.	Ft. Myers, Fla.	2.056
62	J.R. Graham	R-R	6-0	210	1/14/1990	Livermore, Calif.	Livermore, Calif.	1.000
45	Phil Hughes	R-R	6-5	240	6/24/1986	Mission Viejo, Calif.	Tustin, Calif.	8.113
49	Kevin Jepsen	R-R	6-3	235	7/26/1984	Anaheim, Calif.	Phoenix, Ari.	5.163
65	Trevor May	R-R	6-5	215	9/23/1989	Longview, Wash.	Kelso, Wash.	1.051
51	Alex Meyer	R-R	6-9	225	1/3/1990	Greensburg, Ind.	Greensburg, Ind.	0.008
49	Tommy Milone	L-L	6-0	205	2/16/1987	Saugus, Calif.	Saugus, Calif.	3.143
47	Ricky Nolasco	R-R	6-2	225	12/13/1982	Corona, Calif.	Miami, Fla.	9.142
61	Ryan O'Rourke	R-L	6-3	228	4/30/1988	Worcester, Mass.	Worcester, Mass.	0.090
37	Mike Pelfrey	R-R	6-7	249	1/14/1984	Wright-Patterson AFB, Ohio	Wichita, Kas.	8.122
15	Glen Perkins	L-L	6-0	204	3/2/1983	St. Paul, Minn.	Lakeville, Minn.	8.010
57	Ryan Pressly (DL)	R-R	6-3	175	12/15/1988	Dallas, Texas	Highland Village, Texas	2.053
54	Ervin Santana	R-R	6-2	185	12/12/1982	La Romana, DR	San Cristobal, DR	10.101
64	Aaron Thompson	L-L	6-3	195	2/28/1987	Santa Fe, N.M.	Santa Fe, N.M.	0.146
59	Michael Tonkin	R-R	6-7	220	11/19/1989	Glendale, Calif.	Palmdale, Calif.	1.005

No.	CATCHERS (4)	B-T	HT	WT	Born	Birthplace	Residence	MLS
26	Eric Fryer	R-R	6-2	215	8/26/1985	Columbus, Ohio	Reynoldsburg, Ohio	1.108
12	Chris Herrmann	L-R	6-0	198	11/24/1987	Tomball, Texas	Tomball, Texas	2.001
43	Josmil Pinto	R-R	5-11	210	03/31/1989	Valencia, VZ	San Joaquin, VZ	0.131
8	Kurt Suzuki	R-R	5-11	195	10/04/1983	Wailuku, Hawaii	Torrance, Calif.	8.113

No.	INFIELDBERS (9)	B-T	HT	WT	Born	Birthplace	Residence	MLS
2	Brian Dozier	R-R	5-11	190	5/15/1987	Tupelo, Miss.	Fulton, Miss.	3.100
5	Eduardo Escobar	S-R	5-10	165	1/5/1989	Villa de Cura, VZ	Palo Negro, VZ	3.128
7	Joe Mauer	L-R	6-5	231	4/19/1983	St. Paul, Minn.	Ft. Myers, Fla.	12.000
9	Eduardo Nunez	R-R	6-0	185	6/15/1987	Santo Domingo, DR	Santo Domingo, DR	4.090
24	Trevor Plouffe	R-R	6-2	203	6/15/1986	West Hills, Calif.	Porter Ranch, Calif.	4.162
11	Jorge Polanco	S-R	5-11	165	7/5/1993	San Pedro de Macoris, DR	Santo Domingo, DR	0.011
22	Miguel Sano	R-R	6-3	262	5/11/1993	San Pedro de Macoris, DR	San Pedro de Macoris, DR	0.095
39	Danny Santana	S-R	5-11	160	11/7/1990	Monte Plata, DR	Monte Plata, DR	1.111
19	Kennys Vargas	S-R	6-5	273	8/1/1990	Canovanas, PR	Canovanas, DR	0.161

No.	OUTFIELDERS (7)	B-T	HT	WT	Born	Birthplace	Residence	MLS
31	Oswaldo Arcia	L-R	6-0	220	5/9/1991	Anaco, VZ	Anaco, VZ	2.020
25	Byron Buxton	R-R	6-2	189	12/18/1993	Baxley, Ga.	Baxley, Ga.	0.113
32	Aaron Hicks	S-R	6-2	190	10/2/1989	San Pedro, Calif.	Long Beach, Calif.	2.041
48	Torii Hunter	R-R	6-2	218	7/18/1975	Pine Bluff, Ark.	Prosper, Tex.	16.132
67	Max Kepler	L-L	6-4	207	2/10/1993	Berlin, Germany	Berlin, Germany	0.013
21	Shane Robinson	R-R	5-9	165	10/30/1984	Tampa Fla.	Atlanta, Ga.	3.141
20	Eddie Rosario	L-R	6-1	180	9/28/1991	Guayama, PR	Guayama, PR	0.154



**PLAYERS**



# A.J. ACHTER

**HEIGHT/WEIGHT:** 6-5/205  
**BATS/THROWS:** R/R  
**BORN:** 8/27/88 in Toledo, OH  
**AGE:** 27  
**RESIDES:** Oregon, OH  
**ACQUIRED:** 46th round, 2010 First-Year Player Draft  
**M.L. SERVICE:** 76 days  
**CONTRACT STATUS:** Signed thru 2015

**RHP 58**

2015		GAME HIGHS		CAREER	
IP: 2.0, 3x, last 9/15 vs. DET	Walks: 2, 8/20 at BAL		IP: 2.1, 9/15/14 vs. DET	Walks: 2, 8/20/15 at BAL	
SO: 4, 8/7 at CLE	CG: --		SO: 4, 8/7/15 at CLE	CG: --	
Win-Streak: --	Low-Hit: --		Win-Streak: 1, 9/26/14	Low-Hit: --	

**PERSONAL:** Adam Joseph Achter (pronounced OCK-ter)...2007 graduate of Clay High School in Oregon, Ohio...attended Michigan State University from 2008-10, going 8-13, 4.29 ERA (214.0 IP, 102 ER) with 119 walks, 148 strikeouts and two complete games in 39 career games (36 starts)...pitched for the Lake Erie Monarchs of the Great Lakes Collegiate Summer League in 2008...in high school, named Clay's 2007 Male Scholar-Athlete of the Year...rated No. 5 high school prospect in Ohio by *Baseball America*...lettered in baseball three times, serving as team captain during junior and senior years...earned three varsity letters in both football and basketball...earned second-team all-league honors after setting school record for touchdown receptions...named second-team All-League in basketball, and holds single-game scoring record with 39 points.

## 2015:

- Optioned from Twins spring training to Triple-A Rochester March 24.
- Posted a 0.75 ERA (12.0 IP, 1 ER) with opponents hitting .103 (4-for-39), one walk, 11 strikeouts and seven saves in 12 May games.
- Did not walk a batter in 19 straight games (20.1 IP) from May 3-June 24.
- Struck out at least one batter in 11 straight games (12.0 IP/15 K) from May 26-June 24.
- Named International League mid-season All-Star and earned the win with 0.1 inning pitched in the Triple-A All-Star Game July 15 at Werner Park.
- Named Twins minor league Player of the Week July 3, appearing in three games for the Red Wings, pitching 5.0 shutout innings with seven strikeouts.
- Recalled by Minnesota August 7 and appeared in six games before being optioned back to Rochester August 21 when the Twins acquired Neal Cotts from Milwaukee.
- Held IL batters to a .167 (28-for-168) batting average; left-handers hit .147 (10-for-68) while right-handers hit .180 (18-for-100).
- Tied Michael Tonkin for Rochester team-lead in saves (14) and ranked second on the staff in games (43).
- Recalled again as part of Twins September additions on September 1.
- Combined to go 4-3, 3.52 (61.1 IP, 24 ER) with 19 walks and 61 strikeouts in 54 games between Rochester and Minnesota.

**2014:** Began season with Double-A New Britain and appeared in three games before being promoted to Triple-A Rochester April 12...posted 13.2-scoreless innings streak May 20-June 14 for Rochester...went 2-3, 1.74 ERA (46.2 IP, 9 ER) with four saves, 14 walks and 42 strikeouts in 26 games for the Red Wings pre-All-Star break...named to International League All-Star team, allowing one run on two hits (1 home run) in 0.0 innings...held left-handed hitters to a .144 (16-for-111) batting average with just four extra-base hits (0 home runs) for Rochester...ranked second in International League in batting-average-against (.176) and baserunners-per-9.0 innings pitched (8.75)...contract selected by Minnesota September 2...made major league debut September 3 vs. Chicago-AL, tossing a scoreless ninth inning...recorded first major league strikeout September 7 vs. Los Angeles-AL, fanning Chris Iannetta...earned first major league win September 26 at Detroit, allowing one run on two hits in 2.0 innings pitched...combined to go 5-4, 2.31 ERA (89.2 IP, 23 ER) with 28 walks and 85 strikeouts at all three levels combined.

**2013:** Began season with Double-A New Britain...named to Eastern League All-Star team...posted a 0.53 ERA (17.0 IP, 1 ER) with seven walks and 16 strikeouts in final 13 games with Rock Cats...promoted to Triple-A Rochester twice in a one-week span during early July and eventually finished the season there...posted a 1.62 ERA (16.2 IP, 3 ER) in final 12 appearances for Red Wings...pitched in the Arizona Fall League for the Glendale Desert Dogs, going 1-1, 5.25 ERA (12.0 IP, 7 ER) with four walks and 10 strikeouts.

**2012:** Began season with Single-A Beloit and posted a 0.56 ERA (16.0 IP, 1 ER) with five walks and 19 strikeouts in seven April games...named to Midwest League All-Star team...went 3-1, 2.48 ERA (40.0 IP, 11 ER) in 18 games (1 start) for Snappers and was promoted to Single-A Ft. Myers June 26...15 of 19 appearances for the Miracle were scoreless...converted six of eight save opportunities for the Miracle...posted a 0.79 ERA (34.1 IP, 3 ER) in 19 games...held left-handed hitters to a .167 (9-for-54) average and right-handers to a .169 (12-for-71) average while at Ft. Myers.



**2011:** Played entire season with Single-A Beloit...struck out 13 batters with no walks in 7.0 innings pitched August 19 at Kane County...struck out 10 in 5.1 innings pitched August 29 at Clinton...pitched in 19 games for the Snappers.

**2010:** Began professional career with Rookie Elizabethton...pitched in four games, posting a 4.91 ERA over 7.1 innings pitched.

**PROFESSIONAL:** Selected by the Twins in the 46th round of the 2010 First-Year Player Draft; signed by scout Jeff Pohl...became the second-lowest Twins draft pick to ever play for the Twins (Denny Hocking - 52nd round in 1989 draft).

ACHTER'S PITCHING RECORD																				
YEAR	CLUB	W-L	ERA	G	GS	CG	SH	SV	IP	H	R	ER	HR	HB	BB	SO	WP	BK	BAA	
2010	Elizabethton	1-0	4.91	4	0	0	0	0	7.1	7	4	4	0	1	3	8	2	1	.250	
2011	Beloit	5-8	4.52	19	19	0	0	0	99.2	97	59	50	13	4	35	108	6	1	.256	
2012	Beloit	3-1	2.48	18	1	0	0	0	40.0	33	17	11	5	1	12	49	5	0	.226	
	Ft. Myers	2-1	0.79	19	0	0	0	6	34.1	21	8	3	0	0	3	37	5	1	.168	
2013	New Britain	2-0	2.21	25	0	0	0	3	36.2	28	10	9	3	1	19	36	3	1	.209	
	Rochester	1-2	3.04	16	0	0	0	1	23.2	17	9	8	4	0	14	20	0	0	.198	
2014	New Britain	0-0	0.00	3	0	0	0	1	6.2	3	0	0	0	0	1	11	0	0	.136	
	Rochester	4-4	2.38	40	0	0	0	6	72.0	44	20	19	4	2	24	69	3	1	.176	
	MINNESOTA	1-0	3.27	7	0	0	0	0	11.0	14	7	4	2	0	3	5	0	0	.304	
2015	Rochester	4-2	2.63	43	0	0	0	14	48.0	28	14	14	5	1	13	47	2	0	.167	
	MINNESOTA	0-1	6.75	11	0	0	0	0	13.1	12	10	10	4	0	6	14	0	0	.231	
Minor League Totals		22-18	2.88	187	20	0	0	31	368.1	278	141	118	34	10	124	385	26	5	.208	
Major League Totals		1-1	5.18	18	0	0	0	0	24.1	26	17	14	6	0	9	19	0	0	.265	

ACHTER'S CAREER FIELDING RECORD								
POSITION	PCT	G	PO	A	E	TC	DP	PB
Pitcher	.667	18	1	1	1	3	0	—

ACHTER'S 2015 GAME LOGS																				
DATE	OPP.	W	L	SV	SVO	HLD	ERA	GS	CG	IP	H	R	ER	HR	BB	IBB	HB	SO	AVG	#PIT
8/7	@Cle	0	0	0	0	0	13.50	0	0	1.1	1	2	2	1	1	1	0	4	.200	32
8/8	@Cle	0	0	0	0	0	40.50	0	0	0.0	4	4	4	1	1	0	0	0	.556	21
8/12	Tex	0	0	0	0	0	16.20	0	0	2.0	1	0	0	0	0	0	0	2	.375	32
8/14	Cle	0	0	0	0	0	10.13	0	0	2.0	0	0	0	0	0	0	0	1	.273	20
8/18	@NYY	0	0	0	0	0	9.00	0	0	0.2	0	0	0	0	0	0	0	1	.250	10
8/20	@Bal	0	0	0	0	0	7.36	0	0	1.1	0	0	0	0	2	0	0	1	.214	24
August		0	0	0	0	0	7.36	0	0	7.1	6	6	6	2	4	1	0	9	.214	139
9/4	@Hou	0	0	0	0	0	6.48	0	0	1.0	0	0	0	0	0	0	0	1	.194	12
9/12	@CWS	0	0	0	0	0	5.79	0	0	1.0	1	0	0	0	0	0	0	1	.200	21
9/15	Det	0	0	0	0	0	5.56	0	0	2.0	2	1	1	0	0	0	0	1	.209	20
9/17	LAA	0	1	0	0	0	7.30	0	0	1.0	3	3	3	2	1	0	0	2	.245	28
10/4	KC	0	0	0	0	0	6.75	0	0	1.0	0	0	0	0	1	0	0	0	.231	8
Sept./Oct.		0	1	0	0	0	6.00	0	0	6.0	6	4	4	2	2	0	0	5	.250	89
Totals		0	1	0	0	0	6.75	0	0	13.1	12	10	10	4	6	1	0	14	.231	228



# OSWALDO ARCIA

**HEIGHT/WEIGHT:** 6-0/225

**BATS/THROWS:** L/R

**BORN:** 5/9/91 in Anaco, VZ

**AGE:** 24

**RESIDES:** Anaco Anzoategui, VZ

**ACQUIRED:** Signed as an undrafted free agent, 7/4/07

**M.L. SERVICE:** 2 years, 20 days

**CONTRACT STATUS:** Signed thru 2015

OF

31

2015			CAREER	
Hits: 2, 3x, last 5/3 vs. CWS	HR: 1, 2x, last 4/29 vs. DET		Hits: 4, 5/8/13 at BOS	HR: 2, 8/12/14 at HOU
RBI: 2, 2x, last 4/29 vs. DET	Grand Slam: --		RBI: 6, 9/22/13 at OAK	Grand Slam: 1, 6/5/14 vs. MIL
Hit-Strike: 6, 4/24-5/3	SB: --		Hit-Strike: 10, 4/3-6/2/14	SB: 1, 2x, last 7/4/14 vs. NYY

**PERSONAL:** Oswaldo Celestino Arcia (pronounced ARR-see-ya)...wife, Karla...daughter, Maria Fernanda (6/25/08), and son, Oswell Daniel (7/29/14)...signed as a 16-year-old from Venezuela in 2007...brother Orlando Arcia is infielder in Milwaukee's organization.

## 2015:

- Made Twins Opening Day roster for second straight season and was Opening Day left fielder, batting seventh April 6 at Detroit.
- Played in 19 games for the Twins, hitting .276 (16-for-58) with two home runs and eight RBI before being placed on 15-day disabled list May 14 with a right hip flexor strain...returned from rehab at Triple-A Rochester and officially optioned there June 3.
- Hit safely in season-high 11 straight June 28-July 9, hitting .378 (17-for-45) with six home runs and 13 RBI in that span, including a single-game high four hits July 1 vs. Pawtucket.
- Hit eight home runs for the Red Wings in a 13-game span July 1-16.
- Named International League Player of the Week July 12, hitting .333 (8-for-24) and led the IL in home runs (4), RBI (10), extra-base hits (6) and total bases (22) in seven games.
- Ranked third on the Red Wings in home runs (12), despite playing just 79 games.

**2014:** Made Twins Opening Day roster for first time in his career, playing rightfield and batting seventh on the opener March 31 at Chicago-AL...played four games before being placed on 15-day disabled list April 9 with a right wrist strain...returned from rehab assignment, reinstated from 15-day disabled list and optioned to Triple-A Rochester May 14...played in 22 games for the Red Wings, hitting .312 (24-for-77) with seven doubles, five home runs and 18 RBI...recalled from Rochester May 26...hit .378 (17-for-45) with four doubles, four home runs and 12 RBI in first 11 games following recall...recorded a career-high 10-game hit-streak (began pre-DL stint) April 3-June 2...hit first career grand slam June 5 vs. Milwaukee, only grand slam for Twins in 2014...missed game July 29 to stay in the Twin Cities for the birth of son, Oswell Daniel, born in the early morning hours that same day...hit a home run August 3 at Chicago-AL along with Chris Parmelee and Eric Fryer as part of a back-to-back-to-back effort, the first for the Twins since 2001...hit seven home runs in August, tied for fourth most in the AL; also had 23 RBI in the month, tied for sixth most in the AL...recorded first career two-homer game August 12 at Houston...homered in three straight games for the second time in career August 17-19 vs. Kansas City and Cleveland...hit 13 home runs with 35 RBI from August 3 through the end of the season; the 13 homers ranked third in the AL in that span and 35 RBI were tied for sixth most...hit .249 (60-for-241) with 31 extra-base hits (17 home runs) off right-handed pitching and .198 (26-for-131) with eight extra-base hits (3 home runs) off left-handed pitching...ranked second on the Twins in home runs (20) and fourth in RBI (57).

**2013:** Participated in Twins major league spring training and was optioned March 15...began the season with Triple-A Rochester, batting .414 (12-for-29) with two doubles, three home runs and eight RBI in nine games...recalled April 15 when Wilkin Ramirez was placed on Paternity List...made major league debut April 15 vs. Los Angeles-AL, batting seventh and playing leftfield...recorded first major league hit, singling off Joe Blanton in the second inning...optioned back to Rochester upon Ramirez's return...played one game and was recalled April 17 when the Twins placed Darin Mastroianni on the 15-day disabled list...hit first career home run April 23 vs. Miami (Game 1), a three-run shot in the fourth inning off Jose Fernandez...at 21 years, 11 months and 14 days, he became the youngest Twin since Joe Mauer on June 6, 2004 (21 years, 1 month and 18 days) to hit his first major league home run...hit second career home run April 26 vs. Texas, another three-run shot, in the ninth inning off Joe Nathan...celebrated his 22nd birthday May 9 at Boston, hitting a two-run homer and a triple, becoming the first Twin since Ron Coomer (August 19, 1995 at DET) to homer and triple in one game within his first 18 career games...hit .328 (21-for-64) with five doubles and 10 RBI in 18 June games...entered the All-Star break as the AL rookie leader in RBI (25), was tied for second in doubles (11), tied for third in home runs (6), fourth in hits (53), fifth in games (59) and batting average (.257), and seventh in runs scored (20)...optioned to Triple-A Rochester July 14...batted .375 (15-for-40) with four home runs and 13 RBI in his return to Rochester...recalled by Minnesota August 2...hit safely in season-high nine straight games August 7-15, including homering in three straight August 9-10 (doubleheader vs. Chicago-AL on 9th)...recorded six RBI September 22 at Oakland, tying a Twins rookie record, originally set by Tony Oliva in 1964; it was most for a Twin since Mauer had seven in July 2010...finished with 14 home runs, tying him with Tim Lincecum (1984) for 10th most for a rookie in Twins history and most since Marty Cordova had 24 in 1995...led American League rookies in home runs, second in slugging percentage (.430), tied for second in extra-base hits (33), third in RBI (43), fourth in

total bases (151), tied for fourth in doubles (17), tied for sixth in multi-hit games (24), seventh in hits (88) and eighth in batting average (.251).

**2012:** Started the season with Single-A Ft. Myers, hitting .309 (64-for-207) in 55 games...named Twins minor league Player of the Month for May, batting .358 (39-for-109) with 10 doubles, one triple, four home runs, 18 RBI, six walks and 10 runs scored; second career Player of the Month honor...named Florida State League Player of the Week May 28-June 3, batting .571 (12-for-21) with three home runs and seven RBI in six games...selected to Florida State League All-Star Game; participated in the Home Run Derby...promoted to Double-A New Britain June 18...named Twins minor league Player of the Week for the week ending July 20, batting .370 (10-for-27) with two doubles, three home runs, seven RBI and eight runs scored in eight games...named Eastern League Player of the Week August 6-12, batting .455 (10-for-22) with five doubles, two home runs, 11 RBI, four runs scored and six walks in seven games...named Eastern League Player of the Week for the second time August 27-September 3, batting .382 (13-for-34) with one double, two triples, two home runs, 10 RBI, eight runs scored and two walks in eight games...selected to All-Star Futures Game in Kansas City, going 1-for-2 with an RBI double for Team World...recorded three grand slams for New Britain: July 19 at Harrisburg, August 7 at Binghamton and August 26 at New Hampshire...batted .338 (114-for-337) against right-handed pitching, the second highest in the organization...recipient of the Sherry Robertson Award for the Twins minor league Player of the Year, voted on by the Twin Cities chapter of the BBWAA...hit .320 (150-for-469) with 36 doubles, eight triples, 17 home runs, 98 RBI, 76 runs scored and a .388 on-base percentage in 124 games at Ft. Myers and New Britain combined...recorded 40 multi-hit games between Single-A and Double-A...led Twins minor leaguers in hits (150) and total bases (253), was second in doubles (36) and RBI (98), fourth in runs scored (76), triples (8) and batting average (.320); fifth in home runs (17), and sixth in walks (51)...ranked sixth best prospect in the Eastern League and seventh best prospect in the Florida State League by *Baseball America* following the 2012 season...named to the *Baseball America* minor league All-Star Second Team...named a Double-A All-Star outfielder by Topps and Minor League Baseball, and an outfielder on MiLB.com Twins organizational All-Star team...ranked third best prospect in the Twins organization by *Baseball America* entering the 2013 season.

**2011:** Began season with Single-A Beloit and hit .352 (25-for-71) in 20 games for the Snappers...named Midwest Player of the Week, batting .480 (12-for-25) with four home runs, eight RBI and nine runs scored in six games April 25-May 1...placed on disabled list with right UCL strain May 1...went on rehab assignment with GCL Twins and was reinstated June 26...transferred to Single-A Ft. Myers June 26 and recorded four hits and three RBI (5 at-bats) in his ninth game with the Miracle...hit second professional grand slam August 8 at Palm Beach...played two games for Tigres de Aragua in the Venezuelan Winter League...added to the Twins 40-man roster in November...ranked fifth best prospect in the Twins organization by *Baseball America* entering the 2012 season.

**2010:** Spent season with Rookie Elizabethton...homered in each of his first three games...named the Appalachian League Player of the Week June 21 and July 12...named Twins minor league Player of the Week for the week ending July 23, batting .375 (12-for-32) with five doubles, two home runs, six RBI, nine runs scored and three walks in eight games...named Twins minor league Player of the Month for July, batting .376 (47-for-125) with 13 doubles, eight home runs, 25 RBI, 24 runs scored and eight walks in 30 games...batted .330 (29-for-88) against left-handed pitching and .398 (68-for-171) against right-handers...led team in batting average (.375), slugging percentage (.672), doubles (21), home runs (14) and RBI (57)...had 30 multi-hit games...led Appalachian League in batting average, RBI, hits (97), on-base percentage (.424), slugging percentage, extra-base hits (97), was second in home runs and triples (7), and third in doubles and runs scored (47)...named *Baseball America* Rookie All-Star, Rookie Player of the Year and third ranked prospect in Appalachian League...ranked ninth best prospect in the Twins organization by *Baseball America*...named to Topps' Short-Season/Rookie All-Star team...named to MiLB.com's 2010 Twins organizational All-Star team.

**2009:** Led GCL Twins in games (44), hits (46), doubles (11) and slugging percentage (.455) and was second in at-bats (167), runs (20), RBI (24) and stolen bases (8)...played three games with Tigres de Aragua of the Venezuelan Winter League...ranked 18th best prospect in Twins organization by *Baseball America* entering 2010 season.

**2008:** Spent first professional season with DSL Twins...hit first professional home run July 15 at DSL Cubs...hit first professional grand slam July 31 vs. DSL White Sox...split time defensively between leftfield and centerfield...tied for team lead in RBI (36).

**PROFESSIONAL:** Signed as an undrafted free agent July 4, 2007; signed by scout Jose Leon.

ARCI'S PLAYING RECORD																			
YEAR	CLUB	AVG	G	AB	R	H	2B	3B	HR	RBI	SH	SF	HB	BB	SO	SB	CS	E	OBP
2008	DSL Twins	.293	61	229	38	67	12	4	4	36	0	1	2	16	27	8	7	3	.343
2009	GCL Twins	.275	44	167	20	46	11	2	5	24	0	3	2	15	18	8	0	0	.337
2010	Elizabethton	.375	64	259	47	97	21	7	14	51	0	1	4	19	67	4	4	0	.424
2011	GCL Twins	.500	2	8	1	4	1	1	0	1	0	0	0	0	1	0	0	0	.500
	Beloit	.352	20	71	18	25	8	1	5	18	0	1	0	9	16	2	2	0	.420
	Ft. Myers	.263	59	213	27	56	14	2	8	32	0	2	3	9	53	1	1	3	.300
2012	Ft. Myers	.309	55	207	22	64	16	3	7	31	1	3	1	23	45	1	3	2	.376
	New Britain	.328	69	262	54	86	20	5	10	67	0	4	5	28	62	3	2	5	.398
2013	Rochester	.313	38	128	25	40	6	0	10	30	0	1	4	22	37	2	1	0	.426
	MINNESOTA	.251	97	351	34	88	17	2	14	43	0	0	4	23	117	1	2	2	.304
2014	Rochester	.312	22	77	16	24	7	0	5	18	0	1	2	5	17	1	0	0	.365
	MINNESOTA	.231	103	372	46	86	16	3	20	57	0	1	6	31	127	1	2	5	.300
2015	Rochester	.199	79	282	31	56	13	0	12	41	0	5	6	18	82	0	1	5	.257
	MINNESOTA	.276	19	58	6	16	0	0	2	8	0	1	2	4	15	0	0	1	.338
	Minor League Totals	.297	513	1903	299	565	129	25	80	349	1	22	29	164	425	30	21	18	.358
	Major League Totals	.243	219	781	86	190	33	5	36	108	0	2	12	58	259	2	4	8	.305

ARCI'S CAREER FIELDING RECORD								
POSITION	PCT	G	PO	A	E	TC	DP	PB
Outfield	.981	204	395	13	8	416	2	—

# DOUG BERNIER

**HEIGHT/WEIGHT:** 6-1/185

**BATS/THROWS:** R/R

**BORN:** 6/24/80 in Santa Maria, CA

**AGE:** 35

**RESIDES:** Palm Beach Gardens, FL

**ACQUIRED:** Signed as minor league free agent, 2/1/13

**M.L. SERVICE:** 127 days

**CONTRACT STATUS:** Signed thru 2015

INF

17

2015		GAME HIGHS		CAREER	
Hits: 1, 5/17 vs. TB	HR: --		Hits: 2, 8/25/13 at CLE	HR: --	
RBI: 2, 5/17 vs. TB	Grand Slam: --		RBI: 2, 5/17/15 vs. TB	Grand Slam: --	
Hit-Strike: 1, 5/17	SB: --		Hit-Strike: 4, 2x, last 8/16-9/1/13	SB: 1, 2x, last 8/4/13 vs. HOU	

**PERSONAL:** Douglas Howell Bernier (pronounced ber-NEER)...graduate of St. Joseph High School in Santa Maria, CA...attended Oral Roberts University from 2001-02, hitting .332 (136-for-410) with 16 doubles, two triples, one home run, 72 RBI and 98 runs scored in 128 games; named First Team All-Mid Continent Conference as senior...founder of ProBaseballInsider.com, a website that teaches baseball players skills and fundamentals...made major league debut with Colorado in 2008 as 27-year-old.

## 2015:

- Was an invite to Twins spring training for second straight season...reassigned to minor league camp April 2 and reported to Triple-A Rochester.
- Hit .314 (11-for-35) with four doubles, four RBI and six runs scored in 12 May games.
- Hit safely in season-high 12 straight May 5-June 6, hitting .457 (16-for-35) with three doubles and six runs scored during the streak.
- Recalled from Triple-A Rochester on May 6...appeared in four games and was optioned back to Rochester May 21.
- Ranked third on the Red Wings in walks (36).
- Played 51 games at third base for Rochester, 34 at shortstop, 14 at second base and one at first base.

**2014:** Was an invite to Twins spring training, was reassigned to minor league camp March 24 and began season with Triple-A Rochester for the second straight season...hit .357 (20-for-56) with eight extra-base hits and nine RBI in 19 April games...tied career-high with 11-game hitting streak July 20-30, batting .362 (17-for-47) with six doubles and four RBI during the streak...hit second career grand slam June 30 vs. Norwich (other in 2008)...fell a single short of the cycle July 2 at Pawtucket, setting a career-high with nine total bases...led the Red Wings with 54 RBI...had contract purchased by Minnesota September 2...played seven games for the Twins in September, going 2-for-7 (.286) with a walk...outrighted off 40-man roster October 13.

**2013:** Started season with Triple-A Rochester...recorded a nine-game hit-streak June 2-10, batting .367 (11-for-30); first nine-plus game hit-streak since April 24-May 5, 2005 with Double-A Tulsa...41 RBI with Rochester were the second highest RBI total of his career and most since 2008 (42 with Triple-A Colorado Springs)...played 45 straight games without going back-to-back games without a hit, May 28 to end of the season with Rochester...set single-game career-high with four RBI twice: April 25 at Syracuse and June 19 vs. Scranton/Wilkes-Barre...hit .350 (35-for-100) with 14 extra-base hits (10 doubles, 3 triples, 1 home run) and 15 RBI in 29 June games...had career-high 11-game hitting streak June 26-July 7, batting .381 (16-for-42) during the streak...had career-high five hits April 25 at Syracuse...hit .338 (48-for-142) with 18 extra-base hits (12 doubles, 5 triples, 1 home run), 29 runs and 20 RBI from June 1 to promotion to Minnesota July 14...recorded a hit in 34 of 40 games over that span...made Twins debut July 21 vs. Cleveland as a defensive replacement, playing third base...recorded first career major league hit and RBI, with a double off Joe Blanton July 22 at Los Angeles-AL...outrighted to Triple-A Rochester October 4.

**2012:** Spent entire season with Triple-A Scranton/Wilkes-Barre (New York-AL)...recorded season-high six-game hitting streak April 7-14...placed on 7-day disabled list with a left oblique strain May 7-June 6...placed on 7-day disabled list with a right great toe infection August 22-September 1.

**2011:** Spent entire season with Scranton/Wilkes-Barre after signing as a minor league free agent December 14, 2010...hit .304 (14-for-46) in 16 June games...recorded season-high four hits July 4 vs. Lehigh Valley...recorded season-high four RBI July 25 at Buffalo.

**2010:** Spent entire season with Triple-A Indianapolis (Pittsburgh) after signing as a minor league free agent January 29, 2010...placed on 7-day disabled list with a right ankle sprain April 8-22...placed on 7-day disabled list with a left ankle sprain July 13-22...declared free agency November 6.

**2009:** Spent the entire season with Triple-A Scranton/Wilkes-Barre after signing as a minor league free agent December 3, 2008...placed on 7-day disabled list with left ankle sprain August 6-17...placed on 7-day disabled list again with a left ankle sprain August 19-September 1...declared free agency November 9.

**2008:** Started season with Triple-A Colorado Springs (Colorado)...recorded first career two-homer game June 2 vs. Sacramento...played 54



games for the Sky Sox before having his contract selected by Colorado June 17...made major league debut as defensive replacement June 17 vs. Cleveland...went 0-for-4 in second career game, first career start, June 19 vs. Cleveland, batting eighth and playing second base...optioned back to Colorado Springs June 20.

**2007:** Spent entire season with Triple-A Colorado Springs...hit .310 (67-for-216), his highest single-season minor league batting average.

**2006:** Spent entire season with Double-A Tulsa (Colorado), hitting .280 (69-for-246) with 16 doubles and three triples in 87 games.

**2005:** Started season with Double-A Tulsa and hit .302 (26-for-86) through first 27 games of the season...led Texas League shortstops with a .974 fielding percentage.

**2004:** Spent entire season with Single-A Visalia (Colorado), hitting .272 (95-for-349) with 13 doubles in 102 games.

**2003:** Spent entire season with Single-A Visalia...finished fifth in California League in walks (64).

**2002:** Spent entire season with Single-A Tri-City (Colorado)...led Northwest League in walks (58).

**PROFESSIONAL:** Signed by Colorado as an undrafted free agent June 12, 2002; signed by scout Dar Cox.

BERNIER'S PLAYING RECORD																			
YEAR	CLUB	AVG	G	AB	R	H	2B	3B	HR	RBI	SH	SF	HB	BB	SO	SB	CS	E	OBP
2002	Tri-City	.197	64	208	26	41	5	0	1	24	8	1	4	58	55	3	4	2	.380
2003	Visalia	.201	84	268	50	54	5	0	0	21	6	1	2	64	63	12	2	0	.358
2004	Visalia	.272	102	349	56	95	13	1	3	24	3	0	2	45	94	5	4	14	.359
2005	Tulsa	.203	117	369	33	75	14	2	3	39	11	7	8	46	103	1	4	14	.300
2006	Tulsa	.280	87	246	44	69	16	3	1	27	9	2	2	30	46	4	1	10	.361
2007	Colorado Springs	.310	97	216	27	67	15	0	2	27	2	2	1	31	51	4	2	6	.396
2008	Colorado Springs	.255	110	337	58	86	10	4	9	42	5	4	8	64	79	1	2	7	.383
	COLORADO	.000	2	4	0	0	0	0	0	0	0	0	0	0	1	0	0	0	.000
2009	Scranton/Wilkes-Barre	.181	79	227	33	41	9	2	0	20	4	1	7	34	71	1	0	5	.305
2010	Indianapolis	.240	69	200	24	48	14	0	1	15	7	1	1	17	48	6	1	9	.301
2011	Scranton/Wilkes-Barre	.237	95	291	32	69	13	4	0	29	4	1	3	37	78	4	1	6	.328
2012	Scranton/Wilkes-Barre	.201	58	174	13	35	9	0	0	10	6	1	0	27	49	1	2	5	.307
2013	Rochester	.295	92	302	47	89	15	5	3	41	10	3	7	31	74	4	2	6	.370
	MINNESOTA	.226	33	53	9	12	3	0	0	5	2	0	1	8	15	2	1	0	.339
2014	Rochester	.280	124	404	53	113	25	2	6	54	12	5	5	40	78	5	4	12	.348
	MINNESOTA	.286	7	7	2	2	0	0	0	0	0	0	1	1	2	0	0	0	.444
2015	Rochester	.256	95	301	39	77	9	0	2	20	1	1	3	36	57	2	2	4	.340
	MINNESOTA	.200	4	5	1	1	1	0	0	2	0	0	0	1	3	0	0	0	.333
Minor League Totals		.246	1273	3892	535	959	172	23	31	393	88	30	53	560	946	53	31	104	.347
National League Totals		.000	2	4	0	0	0	0	0	0	0	0	0	0	1	0	0	0	.000
American League Totals		.231	44	65	12	15	4	0	0	7	2	0	2	10	20	2	1	0	.351
Major League Totals		.217	46	69	12	15	4	0	0	7	2	0	2	10	21	2	1	0	.333

BERNIER'S CAREER FIELDING RECORD								
POSITION	PCT	G	PO	A	E	TC	DP	PB
Shortstop	1.000	23	18	50	0	68	9	—
Third Base	1.000	9	0	3	0	3	0	—
Second Base	1.000	10	8	10	0	18	2	—
Totals	1.000	42	26	63	0	89	11	—



# BLAINE BOYER

**HEIGHT/WEIGHT:** 6-3/225

**BATS/THROWS:** R/R

**BORN:** 7/11/81 in Atlanta, GA

**AGE:** 34

**RESIDES:** Marietta, GA

**ACQUIRED:** Signed as minor league free agent, 12/31/14

**M.L. SERVICE:** 6 years, 70 days

**CONTRACT STATUS:** Signed thru 2015

RHP

36

2015		GAME HIGHS		CAREER	
IP: 3.0, 4/27 vs. DET	Walks: 2, 9/3 vs. CWS		IP: 5.0, 6/3/09 vs. CIN	Walks: 4, 4/27/10 at COL	
SO: 2, 2x, last 7/31 vs. SEA	CG: - -		SO: 3, 7x, last 8/29/14 vs. LAD	CG: - -	
Win-Streak: 1, 3x, last 9/9 at KC	Low-Hit: - -		Win-Streak: 2, 3x, last 7/21-8/10/10	Low-Hit: - -	

**PERSONAL:** Blaine Thomas Boyer...wife, Ginsey...son, Levi and daughter, Benaiah...graduated from Walton High School in Marietta, GA, where he was an honorable mention All-American centerfielder as well as All-County and All-State...also lettered in football and basketball in high school.

## 2015:

- Was an invite to Twins spring training and had contract selected March 30...made Twins Opening Day roster, his first Opening Day roster since 2010 with Arizona.
- Made Twins debut April 8 at Detroit, allowing one run on two hits in 1.0 inning.
- Allowed a run in first four appearances but followed with 15 consecutive scoreless appearances (17.2 IP) April 17-May 19...the 17.2 innings marked the third longest on Twins staff and longest for reliever.
- Earned first career win as a Twin April 17 vs. Cleveland, pitching 1.1 scoreless innings.
- Posted a 0.68 ERA (13.1 IP, 1 ER) in 14 May appearances...the 0.68 ERA ranked third among AL relievers and 14 games tied for sixth.
- Appeared in 300th career game June 27 at Milwaukee.
- Appeared 42 games pre-All-Star break, tied for most in the AL...also earned 15 holds, tied for fifth most in the AL pre-ASG.
- Placed on 15-day disabled list August 14 (retro August 9) with right elbow inflammation; reinstated August 26.
- Held opponents scoreless in 15 of final 17 appearances since August 26, posting a 1.08 ERA (16.2 IP, 2 ER) and a .217 opponent batting average.
- Led the club in games (68) and tied for 13th most in the AL among right-handed relievers.
- Posted a 1.36 ERA (33.0 IP, 5 ER) in 31 home appearances and a 3.66 ERA (32.0 IP, 13 ER) in 37 road appearances.

**2014:** Started season with Triple-A El Paso after signing a minor league contract with San Diego January 9...contract selected by Padres May 22...made Padres debut May 22 vs. Chicago-NL, his first major league appearance since making a relief appearance for the Mets April 10, 2011 vs. Washington...designated for assignment May 25 after one appearance and went back to El Paso...selected from Triple-A June 15 and remained with the Padres for remainder of season...did not allow a run over his first nine appearances and 13.2 innings pitched for the Padres...held opponents scoreless in 25 of 32 appearances...retired the first 26 right-handed hitters he faced May 22-July 9 before allowing a double to Drew Butera July 11 vs. Los Angeles-NL...according to STATS, Inc., it was the longest such streak by a major league pitcher since they started tracking data in 1974...prior to Boyer, the longest streak belonged to Florida's Eric Ludwick in 1998 and Oakland's Russ Springer in 2009, who both opened their seasons with 24 straight right-handers retired.

**2013:** Returned to baseball, signing a minor league contract with Kansas City and pitched in 13 games for Triple-A Omaha before joining the Hanshin Tigers in the Nippon Professional Baseball league in Japan...went 0-1, 3.00 ERA (15.0 IP, 5 ER) in 13 relief outings for the Storm Chasers before being released by Kansas City May 16...signed with the Hanshin Tigers in Japan May 21 and finished the season in the Nippon League, going 3-1, 2.67 ERA (27.0 IP, 8 ER) with four walks and 21 strikeouts in 22 games.

**2012:** Chose not to pitch in 2012.

**2011:** Signed by New York-NL as a minor league free agent January 21...made Mets Opening Day roster before being designated for assignment...had contract purchased by the Mets March 29...pitched in five games of relief before being designated for assignment April 11...signed with Pittsburgh as minor league free agent April 20...pitched in 11 games, all in relief, for Triple-A Indianapolis before being released June 17...signed with St. Louis as a minor league free agent July 5...made seven starts between Single-A Palm Beach and Triple-A Memphis before being released August 13.

**2010:** Began the year with Arizona and had two stints with the Diamondbacks...designated for assignment by Arizona May 18 and outrighted to Triple-A Reno May 21 before being selected for a second stint with Arizona June 8...allowed just three home runs in 57.0 innings, tied for the third-lowest total in baseball among pitchers with as many innings.

**2009:** Began the year with Atlanta...designated for assignment April 18 and was traded to the St. Louis Cardinals two days later in exchange for outfielder Brian Barton...designated for assignment June 4 and claimed by Arizona June 8...combined to go 0-2, 4.12 ERA (54.2 IP, 25 ER) with 20 walks and 29 strikeouts in 48 games.

**2008:** Set career-highs in several categories including games pitched (76), innings pitched (72.0) and strikeouts (67) with Atlanta...finished tied for ninth among all major league pitchers with 76 games pitched...over 15 outings in May posted a 1.80 ERA (3 ER, 15.0 IP)...notched his first career save on May 14 at Philadelphia.

**2007:** Started season on the disabled list after straining an oblique muscle during spring training...reinstated May 7...made eight appearances at Triple-A Gwinnett before being recalled to Atlanta June 5...made five relief appearances before being optioned back to Gwinnett June 14 for the remainder of the year.

**2006:** Made Braves Opening Day roster and appeared in two games...underwent surgery on his right shoulder April 18...optioned to Triple-A Richmond April 5 but did not pitch.

**2005:** Started season with Double-A Mississippi (Atlanta)...recalled June 12 and made major league debut that day vs. Oakland, pitching 1.0 inning of relief, allowing one run on two hits and was dealt the loss...earned first major league win August 10 vs. San Francisco, entering in the 11th, pitching 2.0 scoreless innings.

**2004:** Spent entire season with Single-A Myrtle Beach (Atlanta)...led Carolina League in innings pitched (154.0), ranked fifth in ERA (2.98) and tied for fifth in wins (10)...selected to Carolina League All-Star team.

**2003:** Spent entire season with Single-A Rome (Atlanta), leading the club in wins (12) and third in innings pitched (136.2) and strikeouts (115)...ranked fifth in the South Atlantic League in wins.

**2002:** Led the Carolina League in innings pitched (154.0), fifth in ERA (2.98) and tied for fifth in wins (10)...named to Carolina League All-Star team.

**2001:** Spent the entire season with Rookie Danville Braves, pitching in 13 games (12 starts).

**2000:** Made professional debut with GCL Braves, posting a 2.51 ERA (9 ER, 32.1 IP) in 11 games (5 starts).

**PROFESSIONAL:** Atlanta's third round pick in the 2000 First-Year Player Draft; signed by scout Rob English.

BOYER'S PITCHING RECORD																				
YEAR	CLUB	W-L	ERA	G	GS	CG	SH	SV	IP	H	R	ER	HR	HB	BB	SO	WP	BK	BAA	
2000	GCL Braves	1-3	2.51	11	5	0	0	1	32.1	24	16	9	0	3	19	27	3	2	.200	
2001	Danville	4-5	4.32	13	12	0	0	0	50.0	48	35	24	4	5	19	57	9	1	.250	
2002	Macon	5-9	3.07	43	0	0	0	1	70.1	52	30	24	0	5	39	73	8	2	.207	
2003	Rome	12-8	3.69	30	26	1	0	0	136.2	146	70	56	5	4	58	115	10	1	.271	
2004	Myrtle Beach	10-10	2.98	28	28	0	0	0	154.0	138	63	51	4	7	49	95	7	0	.250	
2005	Mississippi	2-4	5.03	14	8	0	0	0	48.1	62	28	27	4	2	18	40	0	0	.321	
	ATLANTA	4-2	3.11	43	0	0	0	0	37.2	32	13	13	1	2	17	33	2	0	.234	
2006	ATLANTA	0-0	40.50	2	0	0	0	0	0.2	4	3	3	0	0	1	0	0	0	.667	
2007	ATLANTA	0-0	3.38	5	0	0	0	0	5.1	10	3	2	0	0	1	3	2	0	.417	
2008	Gwinnett	4-3	4.30	21	12	0	0	2	73.1	76	40	35	1	7	50	62	5	0	.288	
	ATLANTA	2-6	5.88	76	0	0	0	1	72.0	73	51	47	10	2	25	67	2	0	.262	
	ATLANTA	0-1	40.50	3	0	0	0	0	1.1	3	6	6	0	1	3	2	0	0	.429	
2009	ST. LOUIS	0-0	4.41	15	0	0	0	0	16.1	14	10	8	1	1	5	9	0	0	.230	
	ARIZONA	0-1	2.68	30	0	0	0	0	37.0	39	20	11	0	3	12	18	2	0	.273	
	Reno	1-0	1.50	5	0	0	0	2	6.0	5	1	1	0	0	1	9	0	0	.227	
2010	ARIZONA	3-2	4.26	54	0	0	0	0	57.0	59	32	27	3	1	29	29	2	0	.273	
	New York-NL	0-2	10.80	5	0	0	0	1	6.2	13	8	8	2	1	1	1	0	0	.433	
2011	Indianapolis	0-0	13.50	11	0	0	0	0	8.0	14	14	12	3	1	9	8	2	0	.359	
	Palm Beach	1-1	5.06	3	3	0	0	0	10.2	6	6	6	1	0	3	11	0	0	.158	
	Memphis	0-2	13.50	4	4	0	0	0	16.0	34	26	24	5	1	9	5	1	0	.466	
2012	DID NOT PLAY																			
2013	Hanshin Tigers	3-1	2.67	22	0	0	0	0	27.0	20	8	8	3	0	4	21	0	0	—	
2014	Omaha	0-1	3.00	13	0	0	0	1	15.0	15	9	5	3	0	3	18	1	0	.254	
	El Paso	1-2	3.10	25	0	0	0	7	29.0	26	10	10	2	1	6	28	0	0	.234	
	SAN DIEGO	0-1	3.57	32	0	0	0	0	40.1	34	16	16	2	0	8	29	1	0	.228	
2015	MINNESOTA	3-6	2.49	68	0	0	0	1	65.0	62	24	18	5	0	19	33	5	0	.254	
Minor League Totals		41-48	3.93	221	98	1	0	14	649.2	646	348	284	32	36	283	548	46	6	.263	
Japan Totals		3-1	2.67	22	0	0	0	0	27.0	20	8	8	3	0	4	21	0	0	—	
National League Totals		9-15	4.63	265	0	0	0	2	274.1	281	162	141	19	11	102	191	11	0	.267	
American League Totals		3-6	2.49	68	0	0	0	1	65.0	62	24	18	5	0	19	33	5	0	.254	
Major League Totals		12-21	4.22	333	0	0	0	3	339.1	343	186	159	24	11	121	224	16	0	.265	

BOYER'S CAREER FIELDING RECORD								
POSITION	PCT	G	PO	A	E	TC	DP	PB
Pitcher	.919	333	18	50	6	74	2	—

# BOYER'S 2015 GAME LOGS

DATE	OPP.	W	L	SV	SVO	HLD	ERA	GS	CG	IP	H	R	ER	HR	BB	IBB	HB	SO	AVG	#PIT	
4/8	@Det	0	0	0	0	0	9.00	0	0	1.0	2	1	1	0	1	0	0	0	400	23	
4/9	@Det	0	0	0	0	0	7.71	0	0	1.1	2	1	1	0	0	0	0	1	364	19	
4/11	@CWS	0	1	0	0	0	6.00	0	0	0.2	2	1	0	0	0	0	0	0	400	10	
4/12	@CWS	0	0	0	0	0	15.00	0	0	0.0	4	3	3	1	0	0	0	0	526	12	
4/17	Cle	1	0	0	0	0	10.38	0	0	1.1	1	0	0	0	1	1	0	2	458	23	
4/18	Cle	0	0	0	0	0	7.11	0	0	2.0	0	0	0	0	0	0	0	1	367	18	
4/20	@KC	0	0	0	0	0	5.40	0	0	2.0	0	0	0	0	0	0	0	0	314	18	
4/21	@KC	0	0	0	0	1	5.19	0	0	0.1	1	0	0	0	0	0	0	0	324	6	
4/25	@Sea	0	0	0	0	0	5.19	0	0	0.0	1	0	0	0	0	0	0	0	342	5	
4/27	Det	0	0	0	0	0	3.86	0	0	3.0	1	0	0	0	1	0	0	1	311	29	
4/29	Det	0	0	0	0	0	3.65	0	0	0.2	0	0	0	0	0	0	0	1	298	6	
April		1	1	0	0	1	3.65	0	0	12.1	14	6	5	1	3	1	0	6	298	169	
5/2	CWS	0	0	0	0	1	3.55	0	0	0.1	0	0	0	0	0	0	0	0	292	3	
5/4	Oak	0	0	0	0	1	3.29	0	0	1.0	1	0	0	0	0	0	0	0	288	9	
5/7	Oak	0	0	0	0	1	3.14	0	0	0.2	1	0	0	0	0	0	0	1	291	10	
5/12	@Det	0	0	0	0	0	2.76	0	0	2.0	2	0	0	0	1	1	0	0	290	24	
5/13	@Det	0	0	0	0	0	2.65	0	0	0.2	0	0	0	0	0	0	0	0	281	4	
5/15	TB	0	0	0	0	1	2.50	0	0	1.0	1	0	0	0	0	0	0	1	279	11	
5/16	TB	0	0	0	0	1	2.37	0	0	1.0	0	0	0	0	0	0	0	0	268	11	
5/19	@Pit	0	0	0	0	1	2.18	0	0	1.2	0	0	0	0	0	0	0	1	253	11	
5/20	@Pit	0	0	0	1	0	2.49	0	0	1.0	2	1	1	1	1	1	0	0	263	22	
5/23	@CWS	0	0	0	0	1	2.45	0	0	0.1	0	0	0	0	0	0	0	0	259	2	
5/25	Bos	0	0	0	0	0	2.35	0	0	1.0	1	0	0	0	0	0	0	1	259	19	
5/26	Bos	0	0	0	0	1	2.28	0	0	0.2	1	0	0	0	0	1	0	0	261	18	
5/30	Tor	0	0	1	1	0	2.19	0	0	1.0	0	0	0	0	0	0	0	0	253	7	
5/31	Tor	0	0	0	0	1	2.10	0	0	1.0	1	0	0	0	0	0	0	1	255	14	
May		0	0	1	2	9	0.68	0	0	13.1	10	1	1	1	3	2	0	5	213	165	
6/3	@Bos	0	0	0	0	1	2.03	0	0	1.0	0	0	0	0	0	0	0	0	247	6	
6/5	Mil	0	1	0	0	0	2.30	0	0	0.2	1	1	1	0	0	0	0	0	250	8	
6/6	Mil	0	0	0	0	0	2.17	0	0	1.2	1	0	0	0	0	0	0	1	245	22	
6/9	KC	0	0	0	0	0	2.40	0	0	1.0	1	1	1	1	0	0	0	0	245	21	
6/16	@STL	0	0	0	0	0	2.32	0	0	1.0	0	0	0	0	1	0	0	0	241	16	
6/18	STL	1	0	0	0	0	2.25	0	0	1.0	1	0	0	0	0	0	0	1	241	10	
6/20	ChC	0	1	0	0	0	2.48	0	0	0.2	3	3	1	0	1	1	0	0	254	18	
6/22	CWS	0	0	0	0	0	2.41	0	0	1.0	0	0	0	0	1	0	0	1	248	13	
6/24	CWS	0	0	0	0	0	2.34	0	0	1.0	1	0	0	0	0	0	0	0	248	7	
6/27	@Mil	0	0	0	0	1	2.31	0	0	0.1	0	0	0	0	0	0	0	1	246	6	
6/28	@Mil	0	0	0	1	0	2.50	0	0	1.0	2	1	1	0	0	0	0	1	254	14	
6/30	@Cin	0	0	0	0	0	2.48	0	0	0.1	2	1	0	0	0	0	0	0	263	12	
June		1	2	0	1	2	3.38	0	0	10.2	12	7	4	1	3	1	0	6	279	153	
7/3	@KC	0	0	0	0	1	2.41	0	0	1.0	0	0	0	0	0	0	0	0	257	7	
7/4	@KC	0	0	0	0	1	2.39	0	0	0.1	0	0	0	0	0	1	0	0	255	7	
7/5	@KC	0	1	0	0	0	2.63	0	0	0.0	0	1	1	0	1	0	0	0	255	5	
7/9	Det	0	0	0	0	0	2.58	0	0	0.2	1	0	0	0	0	0	0	0	257	8	
7/11	Det	0	0	0	0	1	2.75	0	0	1.0	2	1	1	0	1	0	0	1	262	26	
7/18	@Oak	0	0	0	0	0	2.72	0	0	0.1	0	0	0	0	0	1	0	0	260	11	
7/19	@Oak	0	0	0	0	0	2.66	0	0	1.0	0	0	0	0	0	0	0	0	253	8	
7/21	@LAA	0	0	0	0	0	2.81	0	0	1.0	1	1	1	1	0	0	0	0	255	11	
7/29	Pit	0	0	0	0	0	2.74	0	0	1.0	2	0	0	0	0	1	0	0	261	19	
7/31	Sea	0	0	0	0	0	2.68	0	0	1.0	1	0	0	0	0	0	0	2	261	19	
July		0	1	0	0	3	3.68	0	0	7.1	7	3	3	1	5	0	0	4	250	121	
8/3	@Tor	0	0	0	0	0	3.02	0	0	1.0	2	2	2	0	0	1	0	0	1	265	22
8/5	@Tor	0	0	0	0	0	2.93	0	0	1.1	0	0	0	0	0	0	0	1	259	17	
8/6	@Tor	0	0	0	0	0	2.87	0	0	1.0	2	0	0	0	0	0	0	0	264	13	
8/8	@Cle	0	0	0	0	0	2.98	0	0	1.1	2	1	1	1	0	0	0	1	266	20	
8/26	@TB	0	0	0	0	1	2.86	0	0	2.0	1	0	0	0	0	0	0	1	265	22	
8/27	@TB	0	0	0	0	0	2.84	0	0	0.1	0	0	0	0	0	0	0	0	263	4	
8/29	Hou	0	0	0	0	0	2.77	0	0	1.1	0	0	0	0	0	0	0	0	258	20	
August		0	0	0	0	1	3.24	0	0	8.1	7	3	3	1	1	0	0	5	241	118	
9/3	CWS	0	0	0	0	0	2.73	0	0	0.2	0	0	0	0	0	2	0	0	1	255	22
9/4	@Hou	0	0	0	0	0	2.68	0	0	1.0	2	0	0	0	0	0	0	1	259	13	
9/6	@Hou	0	0	0	0	0	2.65	0	0	0.2	0	0	0	0	0	0	0	1	256	10	
9/9	@KC	1	0	0	0	0	2.57	0	0	1.2	0	0	0	0	0	0	0	0	250	19	
9/12	@CWS	0	0	0	0	0	2.54	0	0	0.2	2	0	0	0	0	0	0	0	255	12	
9/15	Det	0	0	0	0	0	2.45	0	0	2.0	1	0	0	0	1	0	0	1	252	31	
9/16	Det	0	0	0	0	0	2.41	0	0	1.0	1	0	0	0	0	0	0	1	252	9	
9/19	LAA	0	1	0	0	0	2.36	0	0	1.1	0	1	0	0	0	1	0	0	248	15	
9/24	Cle	0	0	0	0	0	2.34	0	0	0.2	0	0	0	0	0	0	0	0	246	8	
9/25	@Det	0	0	0	0	1	2.30	0	0	1.0	1	0	0	0	0	0	0	1	246	16	
9/26	@Det	0	0	0	0	1	2.26	0	0	1.0	0	0	0	0	0	0	0	1	243	9	
9/28	@Cle	0	0	0	0	1	2.25	0	0	0.1	0	0	0	0	0	0	0	0	242	6	
9/30	@Cle	0	0	0	0	0	2.38	0	0	0.1	3	1	1	0	0	0	0	0	250	12	
10/3	KC	0	1	0	0	0	2.49	0	0	0.2	2	2	1	0	0	0	0	0	254	26	
Sept./Oct.		1	2	0	0	3	1.38	0	0	13.0	12	4	2	0	4	0	0	7	240	208	
Totals		3	6	1	3	19	2.49	0	0	65.0	62	24	18	5	19	4	0	33	254	934	



# BYRON BUXTON

**HEIGHT/WEIGHT:** 6-2/189

**BATS/THROWS:** R/R

**BORN:** 12/18/93 in Baxley, GA

**AGE:** 21

**RESIDES:** Baxley, GA

**ACQUIRED:** 1st round (2nd overall), 2012 First-Year Player Draft

**M.L. SERVICE:** 113 days

**CONTRACT STATUS:** Signed thru 2015

OF **25**

2015		GAME HIGHS		CAREER	
Hits: 3, 6/22 vs. CWS	HR: 1, 2x, last 9/30 at CLE		Hits: 3, 6/22/15 vs. CWS	HR: 1, 2x, last 9/30/15 at CLE	
RBI: 2, 2x, last 9/30 at CLE	Grand Slam: --		RBI: 2, 2x, last 9/30/15 at CLE	Grand Slam: --	
Hit-Streak: 3, 2x, last 8/20-22	SB: 1, 2x, last 9/8 at KC		Hit-Streak: 3, 2x, last 8/20-22/15	SB: 1, 2x, last 9/8/15 at KC	

**PERSONAL:** Byron Keion Buxton...son, Brixton Scott (12/6/13)...2012 graduate of Appling County (GA) High School...ranked top high school prospect in the country at the time of the MLB First-Year Player Draft by *Baseball America*...named 2011-12 Gatorade Georgia Player of the Year, leading Appling County High School to the Georgia Class AA State Championship in 2012...named First-Team Rawlings Preseason All-American after hitting .513 with 17 doubles, three home runs, 35 RBI and 38 stolen bases during senior season; as a pitcher, went 10-1 with five saves and 154 strikeouts in 81.0 innings pitched...struck out 18 batters in 7.0 innings pitched in the deciding game of the Georgia Class AA State Championship Series...selected to play in the Under Armour All-American Game in 2011...played football and was an All-State defensive back and receiver as a senior and All-Region as a quarterback as a junior.

## 2015:

- Was an invite to Twins spring training for second straight season and was reassigned to minor league camp March 15.
- Began season with Double-A Chattanooga.
- Recorded season-high four hits April 13 at Montgomery, hitting two singles, a double and a triple.
- Named Twins minor league Player of the Week May 3, hitting .423 (11-for-26) with one double, one home run, six RBI, nine runs scored, six walks and four stolen bases.
- Hit second professional grand slam May 19 vs. Montgomery.
- Hit .364 (32-for-88) with a .447 on-base percentage from May 19-June 12, including an eight-game hitting streak June 5-12 and had his contract selected by Minnesota June 14.
- Named Southern League All-Star, but did not play in game due to promotion to Minnesota.
- Made major league debut June 14 at Texas, starting in centerfield and batting ninth, going 0-for-4 with a run scored, the game-winning run in the ninth inning in a 4-3 Twins win.
- Recorded first major league hit, June 15 at St. Louis, tripling off John Lackey; became the fourth Twin to ever triple for first major league hit, joining Jorge Polanco (June 27, 2014), Jimmie Hall (April 16, 1963) and Bernie Allen (April 10, 1962).
- Recorded first career stolen base June 21 vs. Chicago-NL.
- Recorded first career three-hit game June 22 vs. Chicago-AL, including three runs scored and first career double.
- Placed on 15-day disabled list June 26 with a left thumb sprain, an injury he suffered on June 23 vs. Chicago-AL, attempting to steal second base...returned from rehab at Triple-A Rochester and officially optioned there August 10.
- Named International League Player of the Week for period August 10-16, hitting .400 (14-for-35) with one triple, one home run, four RBI and seven runs scored in eight games.
- Recalled by Minnesota August 20 when the Twins placed Aaron Hicks on the disabled list.
- Recorded first career RBI August 22 at Baltimore, singling in Torii Hunter.
- Hit first career home run September 27 at Detroit, a solo shot off Jose Valdez.

**2014:** Played in first career Twins spring training and was reassigned to minor league camp March 9, reporting to Single-A Ft. Myers...began season on 7-day disabled list with a sprained left wrist after diving for a fly ball in a minor league spring training game March 16; reinstated May 4...played in just five regular season games for the Miracle and was placed back on DL May 9 after re-aggravating his wrist diving for a fly ball; reinstated July 6...hit .324 (11-for-34) against left-handed pitching and .207 (18-for-87) off right-handers at Ft. Myers...promoted to Double-A New Britain August 12...played one game for the Rock Cats in centerfield August 13 vs. Bowie; in that game collided with rightfielder Mike Kvasnicka, both diving for a ball, and Buxton suffered a concussion...placed on 7-day disabled list with concussion August 14, ending his season...played for Salt River in Arizona Fall League, hitting .263 (15-for-57) in 13 games; dove for a ball October 27 and fractured left middle



finger ending his AFL season...named an outfielder on the AFL Top Prospect Team...named Twins top prospect, best hitter for average, fastest baserunner, best athlete, best defensive outfielder and best outfield arm in the Twins system by *Baseball America* entering 2015...named top prospect in baseball by MLB.com entering 2015.

**2013:** Began season with Single-A Cedar Rapids...reached base safely in first 29 games April 4-May 8, posting a .485 on-base percentage in that span...named Twins minor league Player of the Month for April, hitting .392 (31-for-79) with five doubles, three triples, four home runs, 21 RBI, 25 runs scored and nine stolen bases in 22 games...hit first professional grand slam May 16 vs. Burlington...recorded first professional five-hit game June 5 vs. Quad Cities, going 5-for-6 with a double and two triples...named Twins minor league Player of the Week June 14, hitting .406 (13-for-32) with three doubles, nine RBI and six runs scored in seven games...named a Midwest League Midseason All-Star...ranked top prospect in baseball at midseason by *Baseball America* and MLB.com...selected to play for the U.S. in the SiriusXM All-Star Futures Game at Citi Field in New York, going 0-for-2 with two strikeouts off the bench...promoted to Single-A Ft. Myers June 24...named Florida State League Player of the Week July 29, hitting .333 (10-for-30) with three triples, three home runs, six RBI, eight runs scored and six walks in seven games for the Miracle...hit safely in season-high 14 straight games August 5-21...named Twins minor league Player of the Month for August, hitting .402 (35-for-87) with 20 walks, 16 stolen bases, 21 runs scored and a .523 on-base percentage in 26 games...also named August Player of the Month by Topps...combined to hit .334 (163-for-488) with 19 doubles, 18 triples, 12 home runs, 77 RBI, 109 runs scored and 55 stolen bases in 125 games between both levels...led all minor league full-season players in triples (18), second in runs scored (109), tied for sixth in OPS (.944), 10th in hits (163) and 12th in stolen bases (55)...named Postseason All-Star, Most Valuable Player and Prospect of the Year in the Midwest League by *Baseball America*...awarded with 54th annual J.G. Taylor Spink Award as Topps/Minor League Baseball's Player of the Year; at 19-years-old, he joined Mike Trout (2010), Delmon Young (2005) and Andrew Jones (1996) as only players to win the award as teenager...named to Topps/Minor League Baseball's Class-A All-Star Team...named Minor League Player of the Year by *Baseball America* after being named Minor League All-Star, High Class-A All-Star, Low-Class A Player of the Year and Low Class-A All-Star by same publication...was given the Sherry Robertson Award as Twins minor league Player of the Year...played in 12 games in the Arizona Fall League with Glendale Desert Dogs, hitting .212 (11-for-52) with one double, three home runs, eight RBI and 10 runs scored before being shutdown with a right shoulder strain...named to West Division Fall Stars Team...ranked number one in the Top 20 AFL Prospect List by *Baseball America*...named to AFL Top Prospects Team...named an outfielder on MiLB.com Twins organizational All-Star team...named top prospect, best hitter for average, fastest baserunner, best athlete, best defensive outfielder and best outfield arm in Twins system by *Baseball America* entering 2014.

**2012:** Began professional career with GCL Twins...hit first professional home run July 7 vs. GCL Red Sox...promoted to Rookie Elizabethton August 7...hit .395 (15-for-38) in final 10 games for E-Town...ranked top prospect in Gulf Coast League by *Baseball America*...ranked 10th best prospect in Appalachian League by *Baseball America*...ranked second best prospect in Twins organization by *Baseball America* entering 2013...ranked 19th best prospect in baseball by MLB.com and 10th best by *Baseball America* entering 2013.

**PROFESSIONAL:** Selected second overall in 2012 First-Year Player Draft, the highest Twins draft pick since selecting Joe Mauer with the number one pick in the 2001 draft...was just the third second overall pick in Twins history, previous two being right-handed pitcher Adam Johnson in 2000 and first baseman Travis Lee in 1996...signed by scout Jack Powell.

BUXTON'S PLAYING RECORD																			
YEAR	CLUB	AVG	G	AB	R	H	2B	3B	HR	RBI	SH	SF	HB	BB	SO	SB	CS	E	OBP
2012	GCL Twins	.216	27	88	17	19	4	3	4	14	0	0	3	11	26	4	3	2	.324
	Elizabethton	.286	21	77	16	22	6	1	1	6	0	0	2	8	15	7	0	2	.368
2013	Cedar Rapids	.341	68	270	68	92	15	10	8	55	3	3	1	44	56	32	11	1	.431
	Ft. Myers	.326	57	218	41	71	4	8	4	22	0	1	2	32	49	23	8	1	.415
2014	Ft. Myers	.240	30	121	19	29	4	2	4	16	0	0	3	10	33	6	2	0	.313
	New Britain	.000	1	3	0	0	0	0	0	0	0	0	0	0	3	0	0	0	.000
2015	Chattanooga	.283	59	237	44	67	7	12	6	37	0	4	1	26	51	20	2	2	.351
	Rochester	.400	13	55	11	22	3	1	1	8	0	0	0	4	12	2	1	0	.441
	MINNESOTA	.209	46	129	16	27	7	1	2	6	2	0	1	6	44	2	2	0	.250
	Minor League Totals	.301	276	1069	216	322	43	37	28	158	3	8	12	135	245	94	27	8	.383
Major League Totals		.209	46	129	16	27	7	1	2	6	2	0	1	6	44	2	2	0	.250

BUXTON'S CAREER FIELDING RECORD								
POSITION	PCT	G	PO	A	E	TC	DP	PB
Outfield	1.000	44	115	2	0	117	0	—



# NEAL COTTS

**HEIGHT/WEIGHT:** 6-2/197  
**BATS/THROWS:** L/L  
**BORN:** 3/25/80 in Lebanon, IL  
**AGE:** 35  
**RESIDES:** Chicago, IL  
**ACQUIRED:** Trade with Milwaukee, 8/21/15  
**M.L. SERVICE:** 7 years, 41 days  
**CONTRACT STATUS:** Signed thru 2015

LHP **55**

2015		GAME HIGHS		CAREER	
IP: 2.0, 7x, last 7/6 vs. ATL	Walks: 2, 2x, last 6/21 at COL		IP: 5.2, 8/17/03 at TEX	Walks: 6, 8/12/03 at ANA	
SO: 3, 5x, last 9/19 vs. LAA	CG: --		SO: 6, 2x, last 9/18/04 vs. DET	CG: --	
Win-Streak: 1, 6/30 at PHI	Low-Hit: --		Win-Streak: 4, 2x, last 4/24-8/10/05	Low-Hit: --	

**PERSONAL:** Neal James Cotts...wife, Jaime...son, Madden; daughter, Stella...graduated from Lebanon (IL) High School, where he also played basketball and soccer...earned First-Team All-Missouri Valley Conference honors at Illinois State University...hobbies include golfing and cycling... Twitter handle: @NealJames56.

## 2015:

- Began season with Milwaukee, signing as free agent January 30.
- Posted a 1.74 ERA (10.1 IP, 2 ER) in 11 June appearances, 2.00 ERA (9.0 IP, 2 ER) in 10 July appearances and a 1.98 ERA (13.2 IP, 3 ER) in 13 August appearances.
- Acquired via trade with Minnesota August 21, in exchange for a player to be named later or cash...at time of trade, ranked tied for ninth in the NL in appearances among left-handed pitchers (51) and had posted a 2.36 ERA (42.0 IP, 11 ER) in final 43 games with Brewers.
- Made Twins debut August 23 at Baltimore, pitching 1.1 scoreless innings of relief with one walk and one strikeout.
- Appeared in 68 games on season, the fourth most of his career.
- Held left-handed batters to a .186 (18-for-97) batting average and right-handers to a .286 (40-for-140) average.

**2014:** Went 2-9 with a 4.32 ERA and two saves in a career-high 73 relief appearances with Texas...his 73 appearances tied for fifth in the American League...notched his saves on September 13 vs. Atlanta and September 23 vs. Houston...retired 51 of 73 first batters faced (69.9%)...stranded 37 of 45 inherited runners (82.2%)...signed as a free agent with Milwaukee on January 30, 2015.

**2013:** Went 8-3 with a 1.11 ERA and one save in 58 relief appearances with Texas as he pitched in the major leagues for the first time since 2009...his 1.11 ERA ranked second among major league relievers and marked the lowest by a reliever in Rangers franchise history...his eight wins tied for the most among major league relievers...struck out 65 batters in just 57.0 innings while holding opponents to a .180 batting average...recorded only save on August 9 at Houston...retired 41 of 58 first batters faced (70.7%)...stranded 25 of 30 inherited runners (83.3%)...began the season at Triple-A Round Rock, where he was 3-1 with a 0.78 ERA and two saves in 15 relief appearances...contract selected by Texas on May 21.

**2012:** Signed as a free agent with Texas February 20...returned from injury and went 2-1 with a 4.55 ERA and three saves in 25 relief appearances at Triple-A Round Rock.

**2011:** Did not pitch for second straight season.

**2010:** Did not pitch as he recovered from "Tommy John" surgery and four different hip surgeries...released by Pittsburgh on September 13...signed with New York-AL on November 19 (released February 16, 2011).

**2009:** Went 0-2 with a 7.36 ERA in 19 relief appearances with Chicago-NL...optioned to Triple-A Iowa May 27 and made 12 relief appearances before being placed on disabled list June 25...did not pitch again the rest of the season...underwent "Tommy John" surgery on his left elbow on July 2, performed by Dr. Timothy Kremchek...signed as a free agent with Pittsburgh December 30.

**2008:** Went 0-2 with a 4.29 ERA in 50 relief appearances with Chicago-NL...struck out 43 batters in just 35.2 innings...retired 30 of 50 first batters faced (60%)...stranded 26 of 33 inherited runners (78.8%)...began the season at Triple-A Iowa, going 2-0 with a 2.00 ERA and three saves in 19 relief appearances...recalled by the Cubs on May 29...appeared in two games in the NLDS vs. Los Angeles.

**2007:** Went 0-1 with a 4.86 ERA in 16 relief appearances with Chicago-NL...optioned to Triple-A Iowa May 20, where he finished the year, and went 2-2 with a 4.83 ERA in 24 games (6 starts)...placed on Iowa's disabled list from June 20-July 20 with a left hamstring strain.

**2006:** Went 1-2 with a 5.17 ERA and one save in 70 relief appearances during his final season with Chicago-AL...70 appearances led the White Sox and tied for eighth in the AL...recorded first major league save April 30 at Los Angeles-AL...retired 52 of 70 first batters faced (74.3%)...stranded 47 of 67 inherited runners (70.1%)...traded to the Chicago-NL, along with right-handed pitcher David Aardsma, in exchange for left-handed pitcher Carlos Vasquez November 16.

**2005:** Went 4-0 with a 1.94 ERA in 69 relief appearances with Chicago-AL...led club in appearances (69)...his 1.94 ERA ranked third among AL relievers...held opponents to a .179 batting average, which ranked third among AL relievers...retired 54 of 69 first batters faced (78.3%)...stranded 36 of 47 inherited runners (76.6%)...appeared in each game of the World Series vs. Houston (4 games) and earned the victory in Game 2.

**2004:** Went 4-4 with a 5.65 ERA in 56 games (1 start) with Chicago-AL...only start of the season came in a 9-1 loss on May 22 at Minnesota (2.1 IP, 5 H, 4 R, 4 ER, BB, K, 2 HR, WP)...retired 35 of 55 first batters faced (63.6%)...stranded 26 of 37 inherited runners (70.3%).

**2003:** Entered the season as the third best prospect in the White Sox organization according to *Baseball America*...spent most of the season at Double-A Birmingham, where he went 9-7 with a 2.16 ERA in 21 starts...selected to both the Southern League's Mid- and Postseason All-Star teams...was the starting pitcher for Team USA in the All-Star Futures Game on July 13 at U.S. Cellular Field in Chicago...was also the starter in the Double-A All-Star Game...held Southern League opponents to a .178 batting average...contract selected by the White Sox August 12...was leading the Southern League in ERA and strikeouts at the time of his promotion...went 1-1 with an 8.10 ERA in four starts with the White Sox...made major league debut August 12 at Anaheim and received no decision in the 10-4 win (2.1 IP, 2 H, 2 R, 2 ER, 6 BB, K)...his first career strikeout was Shawn Wooten...recorded first major league victory in a 7-1 win August 22 vs. Texas (5.0 IP, 5 H, 1 R, 1 ER, 5 BB, 3 K)...optioned back to Birmingham August 30...would have led the Southern League in ERA but fell 3.2 innings short of qualifying...following the season pitched in the Arizona Fall League and made six starts with Peoria, going 0-2 with a 4.64 ERA.

**2002:** Went 12-6 with a 4.12 ERA in 28 starts at Class-A Modesto...was among the California League leaders in strikeouts (2nd, 178) and wins (T3rd, 12)...struck out 178 batters in just 137.2 innings while holding opponents to a .239 batting average.

**2001:** Went a combined 4-2 with a 2.73 ERA in 16 games (14 starts) between Class-A Vancouver and Class-A Visalia during his first professional season...struck out 78 batters in just 66.0 innings while holding opponents to a .220 batting average.

**PROFESSIONAL:** Originally drafted by Oakland in the second round of the 2001 First-Year Player Draft.

COTTS' PITCHING RECORD																			
YEAR	CLUB	W-L	ERA	G	GS	CG	SH	SV	IP	H	R	ER	HR	HB	BB	SO	WP	BK	BAA
2001	Vancouver	1-0	3.09	9	7	0	0	0	35.0	28	14	12	2	1	13	44	4	1	.215
	Visalia	3-2	2.32	7	7	0	0	0	31.0	27	14	8	0	3	15	34	0	0	.225
2002	Modesto	12-6	4.12	28	28	0	0	0	137.2	123	72	63	5	5	87	178	7	2	.239
2003	CHICAGO-AL	1-1	8.10	4	4	0	0	0	13.1	15	12	12	1	0	17	10	0	0	.294
	Birmingham	9-7	2.16	21	21	0	0	0	108.1	67	32	26	2	3	56	133	0	0	.178
2004	CHICAGO-AL	4-4	5.65	56	1	0	0	0	65.1	61	45	41	13	3	30	58	8	0	.247
2005	CHICAGO-AL	4-0	1.94	69	0	0	0	0	60.1	38	15	13	1	4	29	58	3	0	.179
2006	CHICAGO-AL	1-2	5.17	70	0	0	0	1	54.0	64	33	31	12	3	24	43	3	0	.291
2007	CHICAGO-NL	0-1	4.86	16	0	0	0	0	16.2	15	9	9	1	3	9	14	0	0	.246
	Iowa	2-2	4.83	24	6	0	0	0	50.1	43	28	27	4	1	30	48	3	2	.236
2008	Iowa	2-0	2.00	19	0	0	0	3	27.0	23	7	6	0	0	10	33	0	0	.232
	CHICAGO-NL	0-2	4.29	50	0	0	0	0	35.2	38	18	17	7	1	13	43	3	0	.266
2009	CHICAGO-NL	0-2	7.36	19	0	0	0	0	11.0	14	9	9	3	1	9	9	0	0	.311
	Iowa	1-1	2.84	12	0	0	0	1	12.2	7	4	4	1	1	6	11	1	0	.159
2010	Injured - Did Not Play																		
2011	Injured - Did Not Play																		
2012	Round Rock	2-1	4.55	25	0	0	0	3	31.2	32	16	16	2	1	15	41	2	0	.262
2013	Round Rock	3-1	0.78	15	0	0	0	2	23.0	13	3	2	1	0	5	42	0	0	.171
	TEXAS	8-3	1.11	58	0	0	0	1	57.0	36	8	7	2	0	18	65	3	0	.180
2014	TEXAS	2-9	4.32	73	0	0	0	2	66.2	66	33	32	6	3	23	63	4	2	.257
2015	MILWAUKEE	1-0	3.26	51	0	0	0	0	49.2	44	18	18	9	3	17	49	2	0	.239
	MINNESOTA	0-0	3.95	17	0	0	0	0	13.2	14	8	6	3	1	5	9	0	0	.264
Minor League Totals		35-20	3.23	160	69	0	0	9	456.2	363	190	164	17	15	237	564	17	5	.218
American League Totals		20-19	3.87	347	5	0	0	4	330.1	294	154	142	38	14	146	306	21	2	.237
National League Totals		1-5	4.22	136	0	0	0	0	113.0	111	54	53	20	8	48	115	5	0	.256
Major League Totals		21-24	3.96	483	5	0	0	4	443.1	405	208	195	58	22	194	421	26	2	.242

COTTS' DIVISION SERIES RECORD																			
YEAR	OPPONENT	W-L	ERA	G	GS	CG	SHO	SV	IP	H	R	ER	HR	HP	BB	SO	WP	BK	BAA
2005	Boston	0-0	0.00	1	0	0	0	0	0.1	0	0	0	0	0	0	0	0	0	.000
2008	Los Angeles-NL	0-0	0.00	2	0	0	0	0	1.2	1	0	0	0	0	1	3	0	0	.167
Division Series Totals		0-0	0.00	3	0	0	0	0	2.0	1	0	0	0	0	1	3	0	0	.143

COTTS' LEAGUE CHAMPIONSHIP SERIES RECORD																			
YEAR	OPPONENT	W-L	ERA	G	GS	CG	SHO	SV	IP	H	R	ER	HR	HP	BB	SO	WP	BK	BAA
2005	Los Angeles-AL	0-0	0.00	1	0	0	0	0	0.2	0	0	0	0	0	0	0	0	0	.000

COTTS' WORLD SERIES RECORD																			
YEAR	OPPONENT	W-L	ERA	G	GS	CG	SHO	SV	IP	H	R	ER	HR	HP	BB	SO	WP	BK	BAA
2005	Houston	1-0	0.00	4	0	0	0	0	1.1	1	0	0	0	0	1	2	0	0	.200

COTTS' CAREER FIELDING RECORD																				
POSITION	PCT	G	PO	A	E	TC	DP	PB												
Pitcher	.963	483	20	57	3	80	6	—												
COTTS' BATTING RECORD																				
BATTING	AVG	AB	R	H	2B	3B	HR	RBI	SH	SF	HB	BB	SO	SB	CS	OBP				
Career	.500	2	1	1	1	0	0	0	0	0	0	0	1	0	0	.500				
COTTS' 2015 GAME LOGS																				
DATE	OPP.	W	L	SV	SVO	HLD	ERA	GS	CG	IP	H	R	ER	HR	BB	IBB	HB	SO	AVG	#PIT
4/6	Col	0	0	0	0	0	0.00	0	0	2.0	1	0	0	0	0	0	0	3	.143	35
4/10	Pit	0	0	0	0	0	3.00	0	0	1.0	3	1	1	1	1	1	0	2	.333	24
4/12	Pit	0	0	0	0	0	2.70	0	0	0.1	0	0	0	0	0	0	0	1	.308	3
4/15	@StL	0	0	0	0	0	2.08	0	0	1.0	0	0	0	0	0	0	0	1	.250	9
4/16	@StL	0	0	0	0	0	1.93	0	0	0.1	0	0	0	0	0	0	0	0	.235	5
4/19	@Pit	0	0	0	0	0	1.59	0	0	1.0	0	0	0	0	0	0	0	0	.200	10
4/21	Cin	0	0	0	0	0	6.00	0	0	0.1	2	3	3	1	1	0	0	0	.261	13
4/24	StL	0	0	0	0	0	5.14	0	0	1.0	0	0	0	0	0	0	0	1	.231	9
4/27	@Cin	0	0	0	0	0	4.15	0	0	1.2	1	0	0	0	1	0	0	1	.226	30
April		0	0	0	0	0	4.15	0	0	8.2	7	4	4	2	3	1	0	9	.226	138
5/4	LAD	0	0	0	0	0	3.72	0	0	1.0	2	0	0	0	0	0	0	2	.250	23
5/5	LAD	0	0	0	0	0	6.10	0	0	0.2	2	3	3	2	2	0	0	1	.275	31
5/7	LAD	0	0	0	0	0	5.56	0	0	1.0	0	0	0	0	0	0	1	0	.256	12
5/9	ChC	0	0	0	0	0	5.11	0	0	1.0	0	0	0	0	0	0	0	1	.239	9
5/12	CWS	0	0	0	0	0	5.54	0	0	0.2	2	1	1	0	0	0	0	0	.265	7
5/13	CWS	0	0	0	0	0	5.14	0	0	1.0	1	0	0	0	0	0	0	0	.264	16
5/16	@NYM	0	0	0	0	0	6.19	0	0	2.0	3	3	3	2	0	0	0	3	.274	46
5/21	@Atl	0	0	0	0	0	6.75	0	0	0.0	1	1	1	0	0	0	0	0	.286	3
5/22	@Atl	0	0	0	0	0	6.35	0	0	1.0	0	0	0	0	0	0	0	1	.273	13
5/25	SF	0	0	0	0	0	5.89	0	0	1.1	2	0	0	0	0	0	0	1	.282	16
5/26	SF	0	0	0	0	0	5.49	0	0	1.1	1	0	0	0	0	0	0	2	.280	17
5/31	Ari	0	0	0	0	0	4.98	0	0	2.0	0	0	0	0	1	0	0	3	.263	22
May		0	0	0	0	0	5.54	0	0	13.0	14	8	8	4	3	0	1	14	.286	215
6/1	@StL	0	0	0	0	1	4.91	0	0	0.1	1	0	0	0	0	0	0	1	.268	5
6/3	@StL	0	0	0	0	0	4.70	0	0	1.0	0	0	0	0	0	0	0	1	.259	16
6/7	@Min	0	0	0	0	0	4.50	0	0	1.0	1	0	0	0	1	0	0	2	.258	25
6/10	@Pit	0	0	0	0	0	4.44	0	0	0.1	0	0	0	0	0	0	0	1	.256	4
6/13	Was	0	0	0	0	0	4.10	0	0	2.0	1	0	0	0	0	0	0	3	.250	25
6/15	KC	0	0	0	0	0	4.61	0	0	1.0	4	2	2	0	1	0	0	0	.275	25
6/17	@KC	0	0	0	0	0	4.30	0	0	2.0	1	0	0	0	0	0	0	1	.266	26
6/21	@Col	0	0	0	0	0	4.30	0	0	0.0	1	0	0	0	2	0	0	0	.273	14
6/26	Min	0	0	0	0	0	4.02	0	0	2.0	1	0	0	0	0	0	0	2	.265	21
6/29	@Phi	0	0	0	0	1	3.98	0	0	0.1	1	0	0	0	0	0	0	0	.269	16
6/30	@Phi	1	0	0	0	0	3.94	0	0	0.1	0	0	0	0	0	0	0	1	.267	5
June		1	0	0	0	2	1.74	0	0	10.1	11	2	2	0	4	0	0	12	.275	182
7/1	@Phi	0	0	0	0	0	3.86	0	0	0.2	0	0	0	0	0	0	0	0	.262	3
7/5	@Cin	0	0	0	0	0	3.74	0	0	1.0	0	0	0	0	1	0	0	1	.256	16
7/6	Atl	0	0	0	0	0	3.53	0	0	2.0	1	0	0	0	0	0	0	1	.250	32
7/12	@LAD	0	0	0	0	1	3.50	0	0	0.1	0	0	0	0	0	0	0	1	.248	6
7/19	Pit	0	0	0	0	0	3.41	0	0	1.0	0	0	0	0	1	0	0	1	.243	17
7/21	Cle	0	0	0	0	0	3.32	0	0	1.0	1	0	0	0	1	0	0	1	.245	16
7/22	Cle	0	0	0	0	0	3.46	0	0	1.0	2	1	1	0	1	1	0	0	.250	26
7/26	@Ari	0	0	0	0	0	3.43	0	0	0.1	0	0	0	0	0	0	0	0	.248	5
7/27	@SF	0	0	0	0	0	3.40	0	0	0.1	0	0	0	0	0	0	0	1	.247	8
7/31	ChC	0	0	0	0	0	3.51	0	0	1.1	1	1	1	1	0	0	0	2	.245	22
July		0	0	0	0	1	2.00	0	0	9.0	5	2	2	1	5	1	0	8	.161	151
8/2	ChC	0	0	0	0	0	3.43	0	0	1.0	0	0	0	0	0	0	0	0	.240	12
8/3	SD	0	0	0	0	0	3.35	0	0	1.0	0	0	0	0	0	0	0	0	.234	8
8/7	StL	0	0	0	0	0	3.27	0	0	1.0	1	0	0	0	0	0	0	1	.235	18
8/8	StL	0	0	0	0	0	3.20	0	0	1.0	0	0	0	0	1	0	0	1	.230	23
8/11	@ChC	0	0	0	0	0	3.11	0	0	1.1	0	0	0	0	0	0	1	1	.225	19
8/13	@ChC	0	0	0	0	0	3.23	0	0	1.0	2	1	1	1	1	0	0	1	.230	17
8/16	Phi	0	0	0	0	0	3.38	0	0	0.2	3	1	1	1	1	0	0	0	.240	14
8/18	Mia	0	0	0	0	0	3.28	0	0	1.1	1	0	0	0	0	0	1	1	.240	24
8/21	@Was	0	0	0	0	1	3.26	0	0	0.1	0	0	0	0	0	0	0	1	.239	6
8/23	@Bal	0	0	0	0	0	3.18	0	0	1.1	0	0	0	0	1	0	0	1	.234	22
8/25	@TB	0	0	0	0	0	3.25	0	0	1.2	1	1	1	1	0	0	1	2	.232	24
8/27	@TB	0	0	0	0	0	3.19	0	0	1.0	0	0	0	0	1	0	0	2	.228	20
8/29	Hou	0	0	0	0	0	3.13	0	0	1.0	2	0	0	0	0	0	0	0	.233	26
August		0	0	0	0	1	1.98	0	0	13.2	10	3	3	3	4	0	3	11	.196	233
9/1	CWS	0	0	0	0	0	3.25	0	0	0.2	1	1	1	0	0	0	0	0	.234	16
9/3	CWS	0	0	0	0	0	3.21	0	0	0.2	2	0	0	0	0	0	0	0	.242	10
9/6	@Hou	0	0	0	0	0	3.67	0	0	0.1	2	3	3	1	1	0	0	0	.248	16
9/9	@KC	0	0	0	0	1	3.63	0	0	0.2	0	0	0	0	0	0	0	0	.245	11
9/14	Det	0	0	0	0	0	3.57	0	0	1.0	1	0	0	0	0	0	0	1	.245	17
9/16	Det	0	0	0	0	0	3.51	0	0	1.0	0	0	0	0	0	0	0	0	.242	11
9/17	LAA	0	0	0	0	0	3.60	0	0	1.0	2	1	1	1	1	0	0	0	.246	13
9/19	LAA	0	0	0	0	0	3.54	0	0	1.0	1	0	0	0	0	0	0	3	.246	18
9/23	Cle	0	0	0	0	0	3.48	0	0	1.0	0	0	0	0	0	0	0	0	.242	11
9/24	Cle	0	0	0	0	0	3.45	0	0	0.2	0	0	0	0	0	0	0	0	.240	8
9/25	@Det	0	0	0	0	0	3.45	0	0	0.0	1	0	0	0	0	0	0	0	.244	5
9/30	@Cle	0	0	0	0	0	3.41	0	0	0.2	0	0	0	0	0	0	0	0	.243	7
10/3	KC	0	0	0	0	0	3.41	0	0	0.0	1	2	0	0	1	0	0	0	.245	10
Sept./Oct.		0	0	0	0	1	5.19	0	0	8.2	11	7	5	2	3	0	0	4	.314	153
Totals		1	0	0	0	5	3.41	0	0	63.1	58	26	24	12	22	2	4	58	.245	1072



# LOGAN DARNELL

**HEIGHT/WEIGHT:** 6-2/220

**BATS/THROWS:** L/L

**BORN:** 2/2/89 in Nashville, TN

**AGE:** 26

**RESIDES:** Joelton, TN

**ACQUIRED:** 6th round, 2010 First-Year Player Draft

**M.L. SERVICE:** 73 days

**CONTRACT STATUS:** Signed thru 2015

LHP

38

2015				GAME HIGHS		CAREER	
IP: --	Walks: --			IP: 5.0, 7/26/14 vs. CWS	Walks: 4, 8/1/14 at CWS		
SO: --	CG: --			SO: 7, 7/26/14 vs. CWS	CG: --		
Win-Streak: --	Low-Hit: --			Win-Streak: --	Low-Hit: --		

**PERSONAL:** Logan Reece Darnell...2007 graduate of Goodpasture (TN) High School where he was named Louisville Slugger High School All-American...pitched at the University of Kentucky for three seasons from 2008-10; was one of five 2010 Kentucky players to be drafted or sign a professional contract in the 2010 Major League Baseball First-Year Player Draft...went 10-9, 5.06 ERA (137.0 IP, 77 ER) with 62 walks and 114 strikeouts in 57 career games (11 starts) at UK...named Co-Winner of Federation of Social Workers John L. Seebach Award by Rochester Red Wings in 2014...helped spearhead an effort to raise over \$7,100 for Alzheimer's Association by having the Rochester Red Wings wear white and purple jerseys for a game June 19, 2015.

## 2015:

- Began season with Triple-A Rochester.
- Spent majority of Rochester season in bullpen, where he went 2-1, 4.54 ERA (37.2 IP, 19 ER) in 28 appearances.
- Posted a 1.59 ERA (11.1 IP, 2 ER) with three walks and 10 strikeouts in seven June games (1 start).
- Moved to starting rotation in mid-August; went 3-0, 1.13 ERA (40.0 IP, 5 ER) in seven starts in the second half of the season.
- Named International League Pitcher of the Week for August 24-30, making two starts, going 2-0, 0.53 ERA (17.0 IP, 1 ER) with one walk, 17 strikeouts and a complete game five-hit shutout at Syracuse August 24.
- Recalled from Triple-A Rochester September 4.
- Did not appear for Twins after suffering from pneumonia; placed on 60-day disabled list September 25 as the Twins reinstated Ricky Nolasco from the disabled list.
- Named Triple-A Rochester's winner of the Harmon Killebrew Community Service Award for second straight year.

**2014:** Participated in first career Twins spring training...optioned to Triple-A Rochester March 9...posted a 1.69 ERA (21.1 IP, 4 ER) with opponents hitting .195 (15-for-77), allowing seven walks and 21 strikeouts in four April starts...recalled May 2...made major league debut May 6 at Cleveland, tossing 3.0 perfect innings of relief; recorded first career strikeout, fanning Michael Brantley in eighth inning...optioned the next day, May 7, when the Twins purchased contract of Matt Guerrier...earned first win with Rochester May 17 vs. Toledo, allowing two runs (1 earned) in 5.2 innings pitched with a season-high eight strikeouts...pitched third career complete game for Red Wings June 29 vs. Norwich, allowing one run on nine hits, earning the win...recalled July 26 and made first career start that day vs. Chicago-AL opposite Chris Sale; allowed seven runs on 11 hits in 5.0 innings pitched with seven strikeouts, no walks and suffered the loss...optioned August 3 when the Twins claimed outfielder Jordan Schafer off waivers...recalled September 2 for remainder of the season...combined to go 7-8, 4.21 ERA (139.0 IP, 65 ER) with 57 walks and 112 strikeouts in 30 games (21 starts) between Rochester and Minnesota...named Co-Winner of Federation of Social Workers John L. Seebach Award by Rochester Red Wings.

**2013:** Began season with Double-A New Britain and posted a 1.17 ERA (15.1 IP, 2 ER) in first three starts...named Twins minor league Player of the Week May 26, going 1-1, 0.60 ERA (15.0 IP, 1 ER) with nine hits allowed, one walk and 15 strikeouts in two starts...named International League Player of the Week June 24, pitching a complete game shutout, allowing four hits, one walk and nine strikeouts June 20 at Erie...promoted to Triple-A Rochester June 24...made 11 appearances (10 starts), including four quality starts for the Red Wings...pitched 8.0 scoreless innings August 18 vs. Louisville...tossed a combined 153.2 innings between New Britain and Rochester recording 120 strikeouts and just 45 walks...ranked second among Twins minor leaguers in strikeouts...added to Twins 40-man roster November 20.

**2012:** Played entire season with Double-A New Britain...made 28 starts...played for Peoria Javelinas in the Arizona Fall League, going 2-0, 2.45 ERA (18.1 IP, 5 ER) in nine games (2 starts).

**2011:** Began season with Single-A Beloit...promoted to Single-A Ft. Myers May 16 and went 8-3, including five straight wins June 8-July 15...promoted to Double-A New Britain August 11 and won first start at Double-A, tossing 7.2 innings without allowing an earned run August 12 at Bowie...ranked 22nd best prospect in Twins organization by *Baseball America* entering the 2012 season.

**2010:** Made professional debut with Rookie Elizabethton, striking out 32 batters in 34.2 innings pitched...appeared in 11 games, including five starts.

**PROFESSIONAL:** Selected by Twins in the sixth round of the 2010 First-Year Player Draft; signed by scout Earl Winn.



### DARNELL'S PITCHING RECORD

YEAR	CLUB	W-L	ERA	G	GS	CG	SH	SV	IP	H	R	ER	HR	HB	BB	SO	WP	BK	BAA
2010	Elizabethton	2-3	2.08	11	5	0	0	0	34.2	28	16	8	2	2	6	32	4	0	.220
2011	Beloit	2-2	3.78	6	6	0	0	0	33.1	24	17	14	1	3	8	24	1	0	.192
	Ft. Myers	8-3	4.17	15	15	0	0	0	86.1	95	43	40	6	3	25	46	9	2	.286
	New Britain	1-1	5.58	5	5	0	0	0	30.2	38	26	19	3	5	4	20	2	0	.317
2012	New Britain	11-12	5.08	28	28	0	0	0	156.0	193	91	88	22	4	47	98	11	3	.308
2013	New Britain	6-6	2.61	15	15	1	1	0	96.2	96	34	28	4	8	23	77	7	0	.263
	Rochester	4-4	4.26	12	11	0	0	0	57.0	63	33	27	5	4	22	43	4	0	.292
2014	Rochester	7-6	3.60	23	19	1	0	0	115.0	108	63	46	16	1	49	90	8	4	.246
	MINNESOTA	0-2	7.13	7	4	0	0	0	24.0	31	20	19	5	1	8	22	0	0	.307
2015	Rochester	5-1	2.78	35	7	1	1	0	77.2	77	29	24	3	1	25	66	3	2	.258
Minor League Totals		46-38	3.85	150	111	3	2	0	687.1	722	352	294	62	31	209	496	45	11	.273
Major League Totals		0-2	7.13	7	4	0	0	0	24.0	31	20	19	5	1	8	22	0	0	.307

### DARNELL'S CAREER FIELDING RECORD

POSITION	PCT	G	PO	A	E	TC	DP	PB
Pitcher	.750	7	1	2	1	4	0	—

### AMERICAN LEAGUE CENTRAL HISTORY

YEAR	CHAMPION	RECORD	TWINS FINISH
1994*	Chicago White Sox	67-46	Fourth place with a record of 53-60, 15.0 games back
1995	Cleveland Indians	100-44	Fifth place with a record of 56-88, 44.0 games back
1996	Cleveland Indians	78-84	Fourth place with a record of 78-84, 21.5 games back
1997	Cleveland Indians	86-75	Fourth place with a record of 68-94, 18.5 games back
1998	Cleveland Indians	89-73	Fourth place with a record of 70-92, 19.0 games back
1999	Cleveland Indians	97-65	Fifth place with a record of 63-97, 33.0 games back
2000	Chicago White Sox	95-67	Fifth place with a record of 69-93, 26.0 games back
2001	Cleveland Indians	91-71	Second place with a record of 85-77, 6.0 games back
2002	Minnesota Twins	94-67	Lost 4 games to 1 in the ALCS to the Anaheim Angels
2003	Minnesota Twins	90-72	Lost 3 games to 1 in the ALDS to the New York Yankees
2004	Minnesota Twins	92-70	Lost 3 games to 1 in the ALDS to the New York Yankees
2005	Chicago White Sox	99-63	Third place with a record of 83-79, 16.0 games back
2006	Minnesota Twins	96-66	Swept in three games in the ALDS by the Oakland Athletics
2007	Cleveland Indians	96-66	Third place with a record of 79-83, 17.0 games back
2008	Chicago White Sox	89-74	Second place with a record of 88-75, 1.0 game back
2009	Minnesota Twins	87-76	Swept in three games in the ALDS by the New York Yankees
2010	Minnesota Twins	94-68	Swept in three games in the ALDS by the New York Yankees
2011	Detroit Tigers	95-67	Fifth place with a record of 63-99, 32.0 games back
2012	Detroit Tigers	88-74	Fifth place with a record of 66-96, 22.0 games back
2013	Detroit Tigers	93-69	Fourth place with a record of 66-96, 27.0 games back
2014	Detroit Tigers	90-72	Fifth place with a record of 70-92, 20.0 games back
2015	Kansas City Royals	95-67	Second place with a record of 83-79, 12.0 games back

\*Season cut short due to work stoppage



# BRIAN DOZIER

**HEIGHT/WEIGHT:** 5-11/198

**BATS/THROWS:** R/R

**BORN:** 5/15/87 in Hattiesburg, MS

**AGE:** 28

**RESIDES:** Fulton, MS

**ACQUIRED:** 8th round, 2009 First-Year Player Draft

**M.L. SERVICE:** 3 years, 100 days

**CONTRACT STATUS:** Signed thru 2018

28

2

2015		GAME HIGHS		CAREER	
Hits: 4, 5/3 vs. CWS	HR: 2, 5/24 at CWS		Hits: 4, 5/3/15 vs. CWS	HR: 2, 7/13/14 at COL	
RBI: 4, 3x, last 7/10 vs. DET	Grand Slam: - -		RBI: 4, 5x, last 7/10/15 vs. DET	Grand Slam: - -	
Hit-Strike: 10, 5/8-19	SB: 2, 7/8 vs. BAL		Hit-Strike: 11, 8/22-9/1/14	SB: 2, 7x, last 7/8/15 vs. BAL	

**PERSONAL:** James Brian Dozier (pronounced DOE-zher)...wife, Renee (Hrapmann)...2005 graduate of Itawamba Agricultural (MS) High School, where he also earned three letters in football, two in golf and one in basketball...was four-year starter while there...was two-time All-State selection and four-time All-Area and All-Division selection in baseball as well as "Player of the Year" in north Mississippi...attended the University of Southern Mississippi from 2006-09, hitting .355 (307-for-864) with 55 doubles, seven triples, 16 home runs, 152 RBI and 185 runs scored in 224 career games...named Second Team All-C-USA as Junior, NCAA All-Oxford Regional Team as Sophomore and Louisville Slugger Freshman All-American and C-USA All Freshman Team...participates annually in Twins Winter Caravan...annually travels to Central America with his wife, Renee, for mission trips involving such efforts as building a school, digging ditches to houses for clean water systems, etc. for an organization called Amigos for Christ.

## 2015:

- Was Twins Opening Day second baseman and number two hitter, his third straight season as club's Opening Day second baseman.
- Set career-high with four hits May 3 vs. Chicago-AL.
- Tied career-high with four RBI, three times: April 30 vs. Chicago-AL, May 24 at Chicago-AL and July 10 vs. Detroit...second career two-homer game May 24 at Chicago-AL.
- Hit .287 (31-for-108) with 10 doubles, three triples, seven home runs, 15 RBI and 24 runs scored in 27 May games; the 20 extra-base hits tied the Twins record for the most extra-base hits in May (Versalles - 1965, Puckett - 1990)...10 doubles were tied for third most in the AL and tied for fourth most in baseball.
- Hit eighth career leadoff home run May 10 at Cleveland, off Danny Salazar, passing Shannon Stewart and moving into sole possession of fourth on Twins all-time list.
- Hit ninth career leadoff home run May 24 at Chicago-AL, off Jose Quintana...hit 10th career leadoff home run June 14 at Texas, off Nick Martinez.
- Stole 50th career base June 22 vs. Chicago-AL, along with his 61 career home runs at the time, he became the 16th Twin to ever reach 50 career steals and 50 career home runs.
- Hit 11th career leadoff home run June 26 at Milwaukee, off Kyle Lohse.
- Hit first career walk-off home run July 6 vs. Baltimore, a two-run shot of Tommy Hunter in the bottom of the 10th, giving the Twins the 4-2 win.
- Hit second career walk-off home run July 10 vs. Detroit, a three run shot off Joakim Soria in the bottom of the ninth, giving the Twins the 8-6 win, capping a six-run comeback and seven-run ninth...he became the second player in Twins/Senators franchise history to record multiple walk-off homers in a single homestand...Roy Sievers achieved that feat for the Washington Senators in 1958, having hit game-ending homers against the Indians on July 16 and the White Sox on July 20.
- Hit 12th career leadoff home run July 17 at Oakland, off Sonny Gray, tying Dan Gladden for third on Twins all-time leadoff homers list.
- Finished pre-All-Star break with 48 extra-base hits, the most in Twins/Senators franchise history.
- Was named to AL All-Star team, replacing Toronto's Jose Bautista...entered the game as pinch hitter in the eighth inning and homered off Pittsburgh's Mark Melancon...became 16th player to ever homer in their first All-Star Game at-bat and third Twin to ever homer in an All-Star Game, joining Kirby Puckett (1993) and Harmon Killebrew (1961, '65, '71).
- Was named Twins winner of the Heart and Hustle Award near end of July, for the second straight season.
- Hit 13th career leadoff home run July 30 vs. Seattle, off J.A. Happ, passing Gladden and moving into sole possession of third on Twins all-time leadoff homer list.
- Hit 23rd home run August 2 vs. Seattle, tying his single-season career-high, done in 2014; set new season-high with 24th August 7 at Cleveland.
- Hit 30th double August 12 vs. Texas, marking his third straight season with 30-plus doubles.

- Recorded 63rd extra-base hit with a triple August 30 vs. Houston, setting a Twins single-season record for extra-base hits by a second baseman, passing Chuck Knoblauch's 1996 total of 62.
- Set new single-season career-high with 34th double September 1 vs. Chicago-AL.
- Scored 100th run September 26 at Detroit, becoming the third Twin to score 100 runs in consecutive seasons (Knoblauch, 1995-97 and Oliva, 1964-65)...also recorded 73rd RBI, setting Twins record for most RBI by second baseman in single season (Knoblauch, 72 in 1996).
- Led the club in home runs (28), doubles (39) and runs scored (101) and ranked second in hits (148) and walks (61).
- Finished tied for fifth in the AL in runs scored (101) and tied for ninth most in baseball.
- Played 1,383.0 innings at second base, the second most in club history, trailing Bernie Allen's 1962 total of 1,410.1.
- Ranked fourth among AL second basemen with a .990 fielding percentage (minimum 1,000.0 innings played) and led all of baseball in innings played at the position (1383.0).
- Represented the Twins as a finalist for the Hank Aaron Award.
- Given Carl R. Pohlad Award for Twins Outstanding Community Service.

**2014:** Made Twins Opening Day roster for second straight season and was Opening Day second baseman and leadoff hitter March 31 at Chicago-AL...hit fourth career leadoff home run April 5 at Cleveland off Carlos Carrasco...hit second leadoff homer of season, fifth of career, April 12 vs. Kansas City off James Shields, tying Cesar Tovar, Denard Span and Shane Mack for sixth most in club history...hit third leadoff homer of season, sixth of career, April 17 vs. Toronto off Dustin McGowan, tying Zoilo Versalles for fifth most in club history...hit safely in 12 straight home games April 30-May 18, hitting .367 (18-for-49) during the streak; third highest hit-streak for a Twin at Target Field in 2014...led baseball in April in runs scored (25), fourth in AL in walks (19) and tied for fourth in AL in home runs (7)...25 runs in April set a club record for the month, passing Paul Molitor's 1996 total of 24...hit safely in 10 straight games May 9-20, hitting .385 (15-for-39) during the streak...hit 15th home run June 14 at Detroit and stole 15th base two days later on June 16 at Boston, marking the 15th time in club history and 12th different player to hit 15 homers and steal 15 bases in one season...did it in his 67th game which is the fastest ever by a Twin and fastest in baseball since the Dodgers Matt Kemp did it in his 68th game in 2011...according to Elias Sports Bureau, since 1914, Dozier and Larry Hise (21 homers and 15 steals in 1977) are the only Twins in franchise history to hit 15 home runs and steal 15 bases in a first half of a season...hit fourth leadoff homer of season, seventh of career, July 4 vs. New York-AL off Chase Whitley, tying Shannon Stewart for fourth most in club history...had first career two-homer game July 13 at Colorado, one of two for the Twins in 2014 (Arcia the other)...led AL and ranked second in baseball in runs scored pre-All-Star break (69)...hit 18 home runs pre-All-Star break and was selected by AL Captain, Toronto's Jose Bautista, to participate in the Gillette Home Run Derby at Target Field; hit two home runs in the first round and did not advance...had brother Clay pitch to him...became the sixth different Twin to participate in the Home Run Derby (Tom Brunansky - 1985, Gary Gaetti - 1989, Torii Hunter - 2002, Justin Morneau - 2007 & '08, and Joe Mauer - 2009)...became 17th player from host team to participate and second in club history, joining Brunansky...one of six players ever to not be named to an All-Star team to participate (Rafael Palmeiro - 2004, Hee-Seop Choi - 2005, Ryan Howard - 2007, Yoenis Cespedes - 2013, Justin Morneau - 2014)...hit 19th home run July 22 vs. Cleveland, setting a single-season career-high and new all-time high for Twins second basemen...recorded 20th stolen base August 20 vs. Cleveland, becoming the sixth different player (7th time) in club history to hit 20 homers and steal 20 bases, the first since Torii Hunter in 2004...scored 100th run September 3 vs. Chicago-AL (Game 2), becoming the 13th different Twin (20th time) to reach 100 runs and first since Michael Cuddyer scored 102 times in 2006...hit safely in career-high 11 straight games August 22-September 1, hitting .390 (16-for-41) during the streak...finished with 112 runs scored, the most for a Twin since Chuck Knoblauch scored 117 in 1997 and seventh most for Twin all-time...led Twins in hits (145), home runs (23), walks (89), runs (112), stolen bases (21), games (156), at-bats (598) and ranked second in RBI (71)...ranked second in the AL and third in baseball in runs scored (112), ranked third in the AL in walks, tied for eighth in times on base (243)...among all second basemen in baseball, he ranked first in runs and walks, tied for first in home runs, third in times on base (243), fourth in total bases (249), and tied for seventh in doubles (33)...ranked fifth among second basemen in baseball in double plays (98)...was only player in baseball with over 100 runs, 30 doubles, 20 home runs, 80 walks and 20 stolen bases; only player in Twins history also...was given the Twins Heart and Hustle Award, voted on by the MLB Players Alumni Association...given the Jim Kaat Award for Twins Defensive Player of the Year voted on by the Twin Cities Chapter of the BBWAA.

**2013:** Made first career Opening Day roster and started Opening Day at second base April 1 vs. Detroit...hit first home run of the season May 6 at Boston, a game-tying solo shot in the top of the ninth inning off Joel Hanrahan; Twins lost 6-5 in 11 innings...reached base safely in 12 straight games May 27-June 9, posting a .318 batting average and a 400 on-base percentage in that span...committed just two errors in first 80 games April 1-July 13, posting a .995 fielding percentage in that span...hit game-tying RBI-single in ninth inning August 2 vs. Houston, then later hit game-winning RBI-single in the 13th inning; according to the Elias Sports Bureau, he entered that game with 70 career RBI, but only one had either tied the game or put his team ahead in the seventh inning-or-later (game-tying home run on May 6, 2013)...hit 30th double September 1 at Texas, becoming the fourth second baseman in club history to reach 30 doubles, and first since 1999 when Todd Walker hit 37...hit 14th home run August 29 vs. Kansas City, tying Tim Lincecum's 1984 total for most ever by a Twins second baseman...passed Teufel with his 15th August 31 at Texas...played 146 games (141 starts) at second base, sixth most in baseball at the position; committed just six errors, tied for third fewest among AL second basemen...led all MLB second basemen in assists (461) and was involved in 110 double plays, second most among MLB second basemen...led the Twins in home runs (18); was second in doubles (33), hits (136) and RBI (66), and third in walks (51)...ranked second in home runs among AL second basemen; third in extra-base hits (55) and fifth in doubles...finished as the Twins all-time leader in home runs by a second baseman, also finished second in RBI, fifth in slugging percentage (.414), tied for fifth in total bases (231), and sixth in doubles...committed six errors, tying him with three others for fewest ever by a Twins second baseman: Luis Castillo (2006), Chuck Knoblauch (1992) and Steve Lombardozzi (1986)...was given the Charles O. Johnson Award as Twins Most Improved Player and the Mike Augustin "Media Good Guy" Award, both voted on by the Twin Cities Chapter of the BBWAA.

**2012:** Was an invitee to Twins spring training and started the season with Triple-A Rochester, hitting safely in first nine games, going 15-for-34 (.441) April 5-14...named Twins minor league Player of the Week April 13, batting .391 (9-for-23) with three doubles, one home run and four RBI in six games...had contract selected by Minnesota May 7 as the Twins placed Justin Morneau on 15-day disabled list...made major league debut May 7 vs. Los Angeles-AL, going 1-for-4 with his first major league hit, singling off David Carpenter; came around to score first major league run...recorded first career RBI in next game May 8 vs. Los Angeles-AL...hit first career double May 12 vs. Toronto...had first career home run the next day, a solo shot off Ricky Romero May 13 vs. Toronto...hit safely in 14 of first 18 major league games May 7-25...had first career stolen base June 4 at Kansas City...optioned to Triple-A Rochester August 14...was tied with Asdrubal Cabrera for the most errors by a shortstop in the AL (15) at the time.

**2011:** Was an invitee to Twins spring training...reassigned to minor league camp March 14 and reported to Single-A Ft. Myers...named Twins minor league Player of the Week May 21, batting .433 (13-for-30) with two doubles, two triples, seven RBI, three runs scored and two walks in seven games...named Twins minor league Player of the Month for May after batting .337 (33-for-98) with seven doubles, three triples, 11 RBI, 14 runs scored, 14 walks and seven stolen bases...hit grand slam in final game with Miracle June 4 vs. Jupiter...promoted to Double-A New Britain June 6...named Florida State League Midseason All-Star, but did not play in the game due to promotion...placed on 7-day disabled list with left cheekbone fracture June 10; reinstated June 19...named Eastern League Player of the Week August 8 after batting .520 (13-for-25) with four doubles and four RBI in six games...hit safely in 18 of 19 games July 31-August 21, including first career two-homer game August 20 vs. New Hampshire...made just 13 errors between both levels in 127 games (5 at Ft. Myers and 8 at New Britain)...given the Sherry Robertson Award as the Twins minor league Player of the Year, voted on by the Twin Cities Chapter of the BBWAA...combined to bat .320 (157-for-491) with 33 doubles, 12 triples, nine home runs, 56 RBI, 92 runs scored and 24 stolen bases in 127 games at both levels combined...led the Twins organization in runs scored and triples, was third in hits (157), stolen bases and total bases (241), sixth in doubles, and eighth in walks (55)...named shortstop on MiLB.com's 2011 Twins organizational All-Star team...played for Mesa Solar Sox in Arizona Fall League, batting .296 (32-for-108) with 27 runs, eight doubles, three home runs and 22 RBI in 26 games...earned roster spot in AFL Rising Stars Game representing the East division as the starting second baseman; went 1-for-2 in the game with a solo home run...ranked 10th best prospect in the Twins minor league system, best strike zone discipline and best defensive infielder by *Baseball America* entering the 2012 season.

**2010:** Started season with Single-A Beloit, playing 32 games at shortstop, three games at second base and three games at third base...had season-high 12-game hitting streak April 10-23...transferred to Single-A Ft. Myers May 22...hit first professional home run June 24 vs. Charlotte...named Twins minor league Player of the Week June 25 after batting .412 with 14 hits, one double, one home run, five RBI and six runs scored in eight games...played 66 games at shortstop for Miracle, 14 at third base and 12 at second base...ranked 30th best prospect in Twins organization by *Baseball America* entering 2011 season.

**2009:** Began season with GCL Twins...played five games before being promoted to Rookie Elizabethton July 8...named Appalachian League Player of the Week August 10...batted .369 (48-for-130) with 10 doubles in 31 August games...played all 53 of his games at shortstop...finished second in Appalachian League in batting average (.353), hits (77) and on-base percentage (.417)...was named Appalachian League Postseason All-Star.

**AMATEUR CAREER:** Attended the University of Southern Mississippi where he was named a Louisville Slugger Freshman All-American and to Conference USA All-Freshman team in 2006...named Second-Team All-Conference USA as a junior...led team in at-bats (269), hits (92), total bases (128), RBI (tied with 46) and doubles (17) as a junior...started 64 games at shortstop in 2008, missing just two innings the entire year.

**PROFESSIONAL:** Selected by the Twins in the eighth round of the 2009 First-Year Player Draft; signed by scout Earl Winn.

DOZIER'S BATTING RECORD																		
YEAR	CLUB	AVG	G	AB	R	H	2B	3B	HR	RBI	SH	SF	HB	BB	SO	SB	CS	E OBP
2009	GCL Twins	.286	5	14	1	4	0	0	0	0	0	0	0	2	1	0	0	.375
	Elizabethton	.353	53	218	38	77	17	0	0	14	1	3	3	23	26	3	0	.417
2010	Beloit	.278	39	151	24	42	7	1	0	17	3	0	0	16	16	6	1	.347
	Ft. Myers	.274	93	350	44	96	11	1	5	42	9	6	1	44	41	10	4	.352
2011	Ft. Myers	.322	49	180	32	58	11	5	2	22	3	2	6	27	20	13	4	.423
	New Britain	.318	78	311	60	99	22	7	7	34	7	0	5	28	46	11	7	.384
2012	Rochester	.232	48	181	15	42	11	1	2	17	1	3	1	14	34	3	2	.286
	MINNESOTA	.234	84	316	33	74	11	1	6	33	4	3	1	16	58	9	2	.271
2013	MINNESOTA	.244	147	558	72	136	33	4	18	66	3	4	6	51	120	14	7	.312
2014	MINNESOTA	.242	156	598	112	145	33	1	23	71	3	8	9	89	129	21	7	.345
2015	MINNESOTA	.236	157	628	101	148	39	4	28	77	0	8	7	61	148	12	4	.307
Minor League Totals		.298	365	1405	214	418	79	15	16	146	24	14	16	154	184	46	18	.370
Major League Totals		.240	544	2100	318	503	116	10	75	247	10	23	23	217	455	56	20	.314

DOZIER'S CAREER FIELDING RECORD								
POSITION	PCT	G	PO	A	E	TC	DP	PB
Second Base	.987	459	831	1392	29	2252	319	—
Shortstop	.964	83	111	287	15	413	70	—
Totals	.983	542	942	1679	44	2665	389	—



# BRIAN DUENSING

**HEIGHT/WEIGHT:** 6-0/200

**BATS/THROWS:** L/L

**BORN:** 2/22/83 in Marysville, KS

**AGE:** 32

**RESIDES:** Omaha, NE

**ACQUIRED:** 3rd round, 2005 First-Year Player Draft

**M.L. SERVICE:** 6 years, 104 days

**CONTRACT STATUS:** Signed thru 2015

LHP

52

2015		GAME HIGHS		CAREER	
IP: 3.0, 6/26 at MIL	Walks: 2, 3x, last 9/3 vs. CWS		IP: 9.0, 2x, last 7/4/11 vs. TB	Walks: 4, 8x, last 7/4/11 vs. TB	
SO: 3, 8/29 vs. OAK	CG: --		SO: 9, 8/13/11 at CLE	CG: 2, last 7/4/11 vs. TB	
Win-Streak: 4, 5/16-8/26	Low-Hit: --		Win-Streak: 6, 6/11-8/9/13	Low-Hit: 3, 8/14/10 vs. OAK	

**PERSONAL:** Brian Matthew Duensing (pronounced DONE-sing)...wife, Lisa (Blunk)...daughter, McKenna (1/5/12), and son, Boston Matthew (3/31/14)...2001 graduate of Millard South (NE) High School...attended University of Nebraska where he was Collegiate Baseball honorable mention All-American, Big 12 All-Freshman team and NCAA Lincoln All-Regional team in 2002...went 17-2, 3.67 ERA (184.0 IP, 75 ER) with 59 walks and 136 strikeouts in 45 career games (26 starts) for the Cornhuskers...pitched for Team USA in 2008 Olympic Games in Beijing, China...active supporter of the Leukemia & Lymphoma Society...participates in the Lefties Lunkers fishing tournament and the Light The Night Walk, which helps raise awareness for Leukemia and Lymphoma...recipient of 2014 Carl R. Pohlad Award for Community Service...participates annually in Twins Winter Caravan...is involved with Cheerful Givers, an association that supports helping children in need, providing gifts to disadvantaged children.

## 2015:

- Made Twins Opening Day roster for seventh straight season.
- Made 300th career appearance April 9 at Detroit, pitching 1.0 scoreless inning.
- Earned second career save April 10 at Chicago-AL, pitching 1.1 scoreless innings.
- Placed on 15-day disabled list for first time in career with right intercostal strain April 17; reinstated May 2.
- Posted 11-game scoreless streak (13.2 IP) June 13-July 25, with three hits allowed and two walks, tied for second longest streak of career.
- Allowed just one home run in first 43 appearances (33.2 IP), a Miguel Cabrera two-run shot May 14 at Detroit.
- Posted a stretch of 20 games (21.2 IP), having allowed just three runs (1.25 ERA) from June 13-August 16.
- Posted ERA's of 2.35 (7.2 IP, 2 ER) in eight July games and 2.03 (13.1 IP, 3 ER) in 13 August games.
- Held left-handed hitters to a .288 (19-for-66) batting average and right-handed hitters to a .235 (27-for-115) average.
- Ranked fourth on the club in games (55).

**2014:** Made Twins Opening Day roster for sixth straight season but missed Twins first two games after being placed on Paternity List, attending the birth of his second child, Boston Matthew...reinstated April 3...posted a 0.84 ERA (10.2 IP, 1 ER) in nine April appearances...18 of first 20 appearances were scoreless April 3-May 29, including a string of 10 straight appearances May 5-29 (7.0 IP)...posted a 2.52 ERA (35.2 IP, 10 ER) in 36 appearances Pre-All-Star break, the sixth best ERA in the AL among left-handed relievers (minimum 30.0 IP)...did not allow a home run in 23 straight appearances (19.0 IP) June 10-August 15...posted a 0.96 ERA (9.1 IP, 1 ER) in 11 July appearances...appeared in 62 games, the second most of his career...49 of 62 appearances on the season were scoreless...led all Twins relievers in ERA (3.31) and ranked fourth in appearances...given the Carl R. Pohlad Community Service Award voted on by the Twin Cities Chapter of the BBWAA.

**2013:** Made the Twins Opening Day roster for fifth straight season...posted a 1.76 ERA (15.1 IP, 3 ER) in first 16 appearances April 1-May 14...earned first career save May 28 vs. Milwaukee, pitching a scoreless 14th inning...won back-to-back games June 11 and 12 vs. Philadelphia, pitching 0.2 scoreless innings in each appearance...did not allow a home run in first 35 appearances (26.1 IP) May 1-June 21, before allowing one to Derek Dietrich June 25 at Miami...the streak went back to August 30, 2012, a span of 47 games (48.1 IP)...won both games of the split doubleheader August 9 at Chicago-AL, tossing 0.1 innings and 1.0 innings respectively; first MLB pitcher to win both games of a doubleheader since Yankees' Luis Vizcaino July 21, 2007...became second pitcher in franchise history to do so, the other being Washington's Walter Johnson September 23, 1923 vs. St. Louis (10.0 IP in both games)...posted a 13.0 consecutive scoreless inning streak over 13 games August 3-September 3, setting a career-long...set single-season career-high with 56th appearance August 16 vs. Chicago-AL...appeared in 73 games, tied for seventh most in the American League, the most among left-handers...tied for seventh most appearance ever by a Twins left-hander.

**2012:** Opened season in Twins bullpen, marking fourth straight season on club's Opening Day roster...posted ERA of 1.71 (21.0 IP, 4 ER) and an opponent batting average of .178 (13-for-73) with no home runs allowed in first 19 appearances April 6-May 20...earned first win, tossing 2.0 scoreless innings June 2 at Cleveland...inserted into rotation and made first start June 23 at Cincinnati...went 0-4, 10.13 ERA (13.1 IP, 15 ER) in four starts June 23-July 15 before returning to bullpen...inserted back into rotation for seven starts July 29-August 30; earned first win as starter



July 29 vs. Cleveland, allowing one run on five hits in 6.0 innings — first win as a starter since August 28, 2011 vs. Detroit...set career-high with 54th appearance September 29 vs. Detroit...went 2-4, 3.47 ERA (57.0 IP, 22 ER) in 44 relief appearances and 2-8, 6.92 ERA (52.0 IP, 40 ER) in 11 starts.

**2011:** Named to Twins Opening Day roster as club's number five starter...made first start April 5 at New York-AL, allowing four runs on six hits in 7.0 innings and did not factor into the decision...went 2-1, 2.91 ERA (34.0 IP, 11 ER) in five starts in April and 0-4, 8.76 ERA (24.2 IP, 24 ER) in six games (5 starts) in May...lost five straight decisions April 30-May 25 before snapping that streak, tossing 8.0 shutout innings in a win June 5 at Kansas City...tossed second career complete game shutout, allowing six hits, walking four and striking out seven July 4 vs. Tampa Bay...recorded 200th career strikeout, fanning Ramon Castro in fifth inning July 9 at Chicago-AL...set career-high with nine strikeouts in 6.2 innings August 13 at Cleveland, but was dealt the loss, allowing three runs on nine hits...was unavailable to pitch September 4-13 with a right oblique strain, which occurred in second inning of September 3 start at Los Angeles-AL...held left-handed batters to .217 (38-for-175) batting average with seven extra-base hits...committed four fielding errors on season after entering 2011 having committed none...led Twins staff in losses but ranked second on staff in innings pitched (161.2), starts (28) and strikeouts (115).

**2010:** Started season on Twins Opening Day roster for second consecutive season...began season in bullpen and went 3-1, 1.67 ERA (43.0 IP, 8 ER) with nine holds in 39 appearances...did not allow a run in 10 consecutive appearances (9.1 IP) April 17-May 12...struck out in first career plate appearance June 24 at Milwaukee...was inserted into Twins starting rotation July 23...at the time of move to starting rotation, ranked eighth in American League in ERA for relievers (1.67), second among lefties, and his .214 opponent batting average ranked fifth among lefty relievers...first batters faced in relief went 1-for-36 (.028)...made first start of season July 23 at Baltimore and did not factor into the decision, allowing one run on four hits in 5.0 innings with no walks and three strikeouts...recorded first win of season as starter, allowing two runs on eight hits in 6.0 innings July 28 at Kansas City...pitched three-hit complete game shutout, the first CG and SHO of his career, August 14 vs. Oakland...became just third Twins lefty to pitch a shutout since 2002, joining Eric Milton (2002) and Johan Santana (2004 and twice in 05 and 07)...earned seventh victory of season, allowing one run on seven hits in 8.0 innings August 20 vs. Los Angeles-AL...set season-high with seven strikeouts, tossing 8.0 innings, allowing one run on six hits with no walks September 8 vs. Kansas City...recorded 10th win, allowing three runs on six hits in 6.0 innings in Twins 9-3 victory September 20 vs. Cleveland...won five consecutive decisions July 18-August 20, and eight of nine decisions July 18-September 20...started Game 3 of the ALDS October 9 at New York-AL, allowing five runs on seven hits in 3.1 innings and was dealt the loss...was 7-2, 3.05 ERA (85.2 IP, 29 ER) in 13 starts and 3-1, 1.80 ERA (45.0 IP, 9 ER) in 40 relief appearances...was one of two pitchers in major leagues to make 40-or-more relief appearances and 10-or-more starts (Hisanori Takahashi, New York-NL).

**2009:** Started season on Twins Opening Day roster for first time in career...appeared in one game for Twins, making major league debut in relief April 10 at Chicago-AL, allowing two earned runs on two hits in 3.0 innings with no walks...optioned to Triple-A Rochester April 14...made 13 starts for Red Wings...tossed 8.0 innings and allowed one run on six hits, earning the win June 26 vs. Colorado Springs...recalled by Twins July 7...made first career start July 29 vs. Chicago-AL, allowing two runs on three hits in 5.0 innings...earned first major league win August 22 at Kansas City, allowing two runs on six hits in 5.0 innings while walking one...earned second career victory, allowing one run on three hits in 7.0 innings, striking out eight August 28 vs. Texas...tossed 7.0 shutout innings September 2 vs. Chicago-AL...was winning pitcher with 7.0 shutout innings September 13 vs. Oakland...went 5-0, 1.88 ERA (43.0 IP, 9 ER) in seven starts August 22-September 23...posted .833 (5-1) winning percentage August 22-end of the season, tying him for fourth best in American League during that span...his 2.78 ERA (35.2 IP, 11 ER) in September was seventh lowest in AL (6 starts)...went 0-1, 5.17 ERA (31.1 IP, 18 ER) in 15 relief appearances and 5-1, 2.73 ERA (52.2 IP, 16 ER) in nine starts...started Game 1 of the ALDS October 7 at New York-AL, allowing five runs on seven hits in 4.2 innings, becoming third rookie in club history to start a postseason game.

**2008:** Was an invitee to Twins spring training...spent entire season at Triple-A Rochester...lost first two starts of year despite posting a 2.31 ERA (11.2 IP, 3 ER)...earned first win April 14 vs. Syracuse, allowing three runs in 5.2 innings...did not allow a run in back-to-back starts June 4 and June 9 (15.0 innings)...earned fifth win of season with 6.0 scoreless innings July 4 vs. Buffalo...pitched for 2008 USA Olympic Team July 28-August 27...posted 1-0 record with a 1.17 ERA (7.2 IP, 1 ER) and a .125 batting-average-against in four Olympic appearances...earned the win August 16 vs. Team Canada, tossing 3.1 scoreless innings of relief in a 5-4 win for Team USA...returned to Rochester and made only relief appearance of the season August 29 (2.0 scoreless innings)...made final start September 1 vs. Buffalo...went 3-2 with a 3.39 ERA over 12 home appearances (11 starts)...ranked 16th best prospect in the Twins organization by *Baseball America* entering the 2009 season.

**2007:** Began season at Double-A New Britain...allowed three runs-or-less in first six starts, going 3-0, 2.14 ERA (33.2 IP, 8 ER) April 9-May 9...pitched season-high 8.0 innings May 4 vs. Trenton...promoted to Rochester May 30...had season-high six-game win-streak, going 6-0, 2.44 ERA (44.1 IP, 12 ER) in seven starts July 7-August 8...named Twins minor league Player of the Week August 3-9...tied season-high nine strikeouts August 27 vs. Pawtucket...tied for second in all of minor leagues with three complete games...tied for ninth in all of minor league baseball with 15 wins...was third in International League in earned run average (2.66) and tied for third in wins (11)...ranked 18th best prospect in Eastern League by *Baseball America*...ranked eighth best prospect in Twins organization by *Baseball America* entering the 2008 season.

**2006:** Began season at Single-A Beloit...tossed 6.0-plus innings in eight consecutive starts April 18-May 28...pitched season-high 9.0 innings in complete game shutout May 10 at West Michigan...promoted to Single-A Ft. Myers June 6...tossed 6.0-plus innings in six consecutive starts June 9-July 6...promoted to Double-A New Britain July 14...tied season-high with eight strikeouts July 23 at Erie...was eighth in Twins organization in earned run average (3.49).

**2005:** Spent first professional season at Rookie Elizabethton...was 1-0, 1.13 ERA (8.0 IP, 1 ER) in three appearances (1 start) July 5-15...did not allow a run in two of three appearances (2 starts), going 2-0, 2.19 ERA (12.1 IP, 3 ER) August 6-11...tossed season-high 7.0 innings August 11 at Danville...tied season-high nine strikeouts August 24 at Bristol.

**PROFESSIONAL:** Selected by the Twins in the third round of the 2005 First-Year Player Draft; signed by scout Mark Wilson.

DUENSING'S PITCHING RECORD																			
YEAR	CLUB	W-L	ERA	G	GS	CG	SH	SV	IP	H	R	ER	HR	HB	BB	SO	WP	BK	BAA
2005	Elizabethhton	4-3	2.32	12	9	0	0	0	50.1	49	19	13	4	0	16	55	6	0	.249
2006	Beloit	2-3	2.94	11	11	0	0	0	70.1	68	26	23	3	1	14	55	1	0	.257
	Ft. Myers	2-5	4.24	7	7	0	0	0	40.1	47	25	19	4	0	8	33	1	0	.296
	New Britain	1-2	3.65	10	9	0	0	0	49.1	51	29	20	6	1	18	30	0	0	.277
2007	New Britain	4-1	2.66	9	9	0	0	0	50.2	47	19	15	2	1	7	38	0	0	.240
	Rochester	11-5	3.24	19	19	3	1	0	116.2	115	54	42	13	5	30	86	1	0	.261
2008	Rochester	5-11	4.28	25	24	0	0	0	138.2	150	75	66	16	5	34	77	4	0	.278
2009	MINNESOTA	5-2	3.64	24	9	0	0	0	84.0	84	37	34	7	3	31	53	1	0	.262
	Rochester	4-6	4.66	13	13	0	0	0	75.1	87	40	39	2	2	19	44	2	0	.298
2010	MINNESOTA	10-3	2.62	53	13	1	1	0	130.2	122	42	38	11	3	35	78	1	0	.247
2011	MINNESOTA	9-14	5.23	32	28	1	1	0	161.2	193	102	94	21	1	52	115	3	0	.299
2012	MINNESOTA	4-12	5.12	55	11	0	0	0	109.0	126	71	62	10	2	27	69	5	0	.288
2013	MINNESOTA	6-2	3.98	73	0	0	0	1	61.0	68	28	27	4	2	22	56	6	0	.283
2014	MINNESOTA	3-3	3.31	62	0	0	0	0	54.1	52	20	20	6	1	20	33	2	0	.254
2015	MINNESOTA	4-1	4.25	55	0	0	0	1	48.2	46	24	23	5	4	21	24	3	0	.254
Minor League Totals		33-36	3.61	106	101	3	1	0	591.2	614	287	237	50	15	146	418	15	0	.270
Major League Totals		41-37	4.13	354	61	2	2	2	649.1	691	324	298	64	16	208	428	21	16	.274

DUENSING'S CAREER FIELDING RECORD								
POSITION	PCT	G	PO	A	E	TC	DP	PB
Pitcher	.966	354	35	106	5	146	7	—

DUENSING'S BATTING RECORD																
BATTING	AVG	AB	R	H	2B	3B	HR	RBI	SH	SF	HB	BB	SO	SB	CS	OBP
Career	.000	7	0	0	0	0	0	0	0	0	0	0	4	0	0	.000

DUENSING'S DIVISION SERIES RECORD																			
YEAR	OPPONENT	W-L	ERA	G	GS	CG	SH	SV	IP	H	R	ER	HR	HB	BB	SO	WP	BK	BAA
2009	New York-AL	0-1	9.64	1	1	0	0	0	4.2	7	5	5	1	0	1	3	1	0	.333
2010	New York-AL	0-1	13.50	1	1	0	0	0	3.1	7	5	5	1	0	1	1	0	0	.438
Division Series Totals		0-2	11.25	2	2	0	0	0	8.0	14	10	10	2	0	2	4	1	0	.378

# DUENSING'S 2015 GAME LOGS

DATE	OPP.	W	L	SV	SVO	HLD	ERA	GS	CG	IP	H	R	ER	HR	BB	IBB	HB	SO	AVG	#PIT
4/9	@Det	0	0	0	0	0	0.00	0	0	1.0	0	0	0	0	1	0	0	0	.000	18
4/10	@CWS	0	0	1	1	0	0.00	0	0	1.1	1	0	0	0	0	0	0	0	.143	12
4/12	@CWS	0	0	0	0	0	0.00	0	0	0.2	0	0	0	0	0	0	0	0	1.111	6
4/13	KC	0	0	0	0	0	3.00	0	0	0.0	0	1	1	0	0	0	1	0	.111	2
4/15	KC	0	0	0	0	1	2.70	0	0	0.1	0	0	0	0	0	0	0	0	.100	1
4/16	KC	0	0	0	0	0	7.36	0	0	0.1	3	2	2	0	0	0	0	0	.286	12
April		0	0	1	1	1	7.36	0	0	3.2	4	3	3	0	1	0	1	1	.286	51
5/2	CWS	0	0	0	0	0	7.36	0	0	0.0	0	0	0	0	1	0	0	0	.286	6
5/3	CWS	0	0	0	0	0	5.79	0	0	1.0	1	0	0	0	0	0	0	0	.294	17
5/5	Oak	0	0	0	0	0	4.76	0	0	1.0	4	0	0	0	0	0	0	2	.375	18
5/9	@Cle	0	0	0	0	1	4.50	0	0	0.1	0	0	0	0	2	0	0	0	.360	18
5/13	@Det	0	0	0	0	0	4.26	0	0	0.1	1	0	0	0	0	0	0	1	.370	9
5/14	@Det	0	0	0	0	0	7.71	0	0	0.2	3	3	3	1	1	0	0	0	.419	20
5/16	TB	1	0	0	0	0	7.36	0	0	0.1	0	0	0	0	0	0	0	0	.406	1
5/17	TB	0	0	0	0	0	10.57	0	0	0.1	2	3	3	0	1	0	0	0	.429	10
5/20	@Pit	1	0	0	0	0	9.35	0	0	1.0	0	0	0	0	0	0	0	0	.395	8
5/24	@CWS	0	0	0	0	0	8.38	0	0	1.0	0	0	0	0	0	0	0	0	.366	8
5/27	Bos	0	0	0	0	1	8.10	0	0	0.1	0	0	0	0	0	0	0	0	.357	6
5/29	Tor	0	0	0	0	0	7.84	0	0	0.1	0	0	0	0	0	0	0	0	.349	1
5/30	Tor	0	0	0	0	0	7.59	0	0	0.1	0	0	0	0	0	0	0	1	.341	5
May		2	0	0	0	2	7.71	0	0	7.0	11	6	6	1	5	0	0	4	.367	127
6/4	@Bos	0	0	0	0	0	7.36	0	0	0.1	0	0	0	0	0	0	0	0	.333	5
6/5	Mil	0	0	0	0	0	9.53	0	0	0.1	2	3	3	0	1	1	1	0	.362	12
6/9	KC	0	0	0	0	0	9.26	0	0	0.1	1	0	0	0	1	0	0	0	.367	13
6/12	@Tex	0	0	0	0	0	10.50	0	0	0.1	1	2	2	0	1	1	0	0	.373	10
6/13	@Tex	0	0	0	0	0	9.69	0	0	1.0	1	0	0	0	1	0	0	1	.370	15
6/15	@STL	0	0	0	0	0	8.79	0	0	1.1	0	0	0	0	0	0	0	1	.345	18
6/21	ChC	0	0	0	0	0	8.22	0	0	1.0	0	0	0	0	0	0	0	2	.328	14
6/26	@Mil	0	0	0	0	0	6.87	0	0	3.0	1	0	0	0	0	0	0	1	.300	33
June		0	0	0	0	0	5.87	0	0	7.2	6	5	5	0	4	2	1	5	.231	120
7/4	@KC	1	0	0	0	0	6.52	0	0	1.0	0	0	0	0	0	0	0	0	.288	11
7/6	Bal	0	0	0	0	0	6.30	0	0	0.2	0	0	0	0	0	0	0	0	.284	1
7/7	Bal	0	0	0	0	0	6.00	0	0	1.0	0	0	0	0	0	0	0	1	.273	19
7/11	Det	0	0	0	0	0	5.64	0	0	1.1	0	0	0	0	0	0	0	2	.259	15
7/17	@Oak	0	0	0	0	0	5.32	0	0	1.1	0	0	0	0	0	0	0	1	.247	22
7/24	NY Yankees	0	0	0	0	0	5.11	0	0	1.0	1	0	0	0	1	0	0	0	.247	21
7/25	NY Yankees	0	0	0	0	1	4.91	0	0	1.0	0	0	0	0	0	0	0	0	.242	6
7/28	Pit	0	0	0	0	0	5.54	0	0	0.1	2	2	2	0	1	0	0	1	.255	20
July		1	0	0	0	1	2.35	0	0	7.2	3	2	2	0	2	0	0	5	.125	115
8/2	Sea	0	0	0	0	0	5.88	0	0	0.0	1	1	1	0	1	1	0	0	.263	5
8/5	@Tor	0	0	0	0	0	5.81	0	0	0.1	1	0	0	0	1	0	0	0	.268	11
8/6	@Tor	0	0	0	0	0	5.60	0	0	1.0	1	0	0	0	1	0	0	0	.267	20
8/7	@Cle	0	0	0	0	0	5.40	0	0	1.0	0	0	0	0	0	0	0	0	.260	14
8/9	@Cle	0	0	0	0	0	5.04	0	0	2.0	1	0	0	0	0	0	0	0	.252	25
8/13	Tex	0	0	0	0	0	4.88	0	0	1.0	1	0	0	0	0	0	0	0	.257	4
8/14	Cle	0	0	0	0	0	4.73	0	0	1.0	2	0	0	0	0	0	0	0	.265	15
8/16	Cle	0	0	0	0	1	4.54	0	0	1.1	0	0	0	0	0	0	0	1	.256	16
8/17	@NY Yankees	0	0	0	1	0	4.67	0	0	1.0	2	1	1	1	0	0	0	1	.262	19
8/23	@Bal	0	0	0	0	0	4.46	0	0	1.2	1	0	0	0	0	0	0	1	.260	24
8/26	@TB	1	0	0	0	0	4.62	0	0	0.2	1	1	1	1	1	0	0	0	.261	16
8/28	Hou	0	0	0	0	1	4.58	0	0	0.1	0	0	0	0	0	0	0	0	.259	3
8/29	Hou	0	0	0	0	0	4.35	0	0	2.0	0	0	0	0	2	0	0	3	.245	41
August		1	0	0	1	2	2.03	0	0	13.1	11	3	3	2	6	1	0	6	.224	213
9/3	CWS	0	0	0	0	0	4.20	0	0	1.1	1	0	0	0	2	1	0	0	.245	23
9/9	@KC	0	0	0	0	0	4.17	0	0	0.1	0	0	0	0	1	0	1	0	.243	12
9/12	@CWS	0	0	0	0	0	4.07	0	0	1.0	2	0	0	0	0	0	0	0	.248	21
9/16	Det	0	1	0	0	0	4.60	0	0	1.0	3	3	3	1	0	0	0	2	.258	15
9/24	Cle	0	0	0	0	0	4.40	0	0	2.0	2	0	0	0	0	0	1	0	.259	25
9/30	@Cle	0	0	0	0	0	4.47	0	0	1.1	1	2	1	1	0	0	0	1	.256	23
10/4	KC	0	0	0	0	0	4.25	0	0	2.1	2	0	0	0	0	0	0	0	.254	34
Sept/Oct.		0	1	0	0	0	3.86	0	0	9.1	11	5	4	2	3	1	2	3	.289	153
Totals		4	1	1	2	6	4.25	0	0	48.2	46	24	23	5	21	4	4	24	.254	779



# TYLER DUFFEY

**HEIGHT/WEIGHT:** 6-3/222  
**BATS/THROWS:** R/R  
**BORN:** 12/27/90 in Houston, TX  
**AGE:** 24  
**RESIDES:** Houston, TX  
**ACQUIRED:** 5th round, 2012 First-Year Player Draft  
**M.L. SERVICE:** 62 days  
**CONTRACT STATUS:** Signed thru 2015

**RHP 56**

2015		GAME HIGHS		CAREER	
IP: 7.2, 8/20 at BAL	Walks: 5, 8/15 vs. CLE		IP: 7.2, 8/20/15 at BAL	Walks: 5, 8/15/15 vs. CLE	
SO: 8, 2x, last 9/6 at HOU	CG: --		SO: 8, 2x, last 9/6/15 at HOU	CG: --	
Win-Streak: 5, 8/15-26	Low-Hit: --		Win-Streak: 5, 8/15-26/15	Low-Hit: --	

**PERSONAL:** Tyler Blinn Duffey...2009 graduate of Bellaire (TX) High School...attended Rice University from 2010-12, where he went 11-5, 3.06 ERA (153.0 IP, 52 ER) with 55 walks and 189 strikeouts in 92 career games (1 start)...named MVP of the 2011 Conference USA championship...finished third in the league with 30 appearances and eighth with 76 strikeouts in 2011...led Rice with four saves as a freshman in 2010.

## 2015:

- Was Twins spring training invitee and attended first career Twins spring training; reassigned to minor league camp March 15.
- Began season with Double-A Chattanooga with 16.2 scoreless inning streak over first three starts, including 10 strikeouts (6.2 IP) in first start April 9 at Montgomery.
- Named Southern League Pitcher of the Week and Twins minor league Player of the Week April 19, after making one start April 15 vs. Birmingham, pitching 7.0 shutout innings, with two hits allowed, one walk and eight strikeouts.
- Set minor league career-high with 12 strikeouts (7.0 IP) May 17 vs. Montgomery.
- Went 2-2, 2.56 ERA (52.2 IP, 15 ER) with 12 walks and 54 strikeouts in eight starts and was promoted to Triple-A Rochester May 22; led Southern League in innings pitched and second in strikeouts at time of promotion.
- Named International League Pitcher of the Week June 30, making two starts for the Red Wings, going 2-0, 0.00 ERA (14.1 IP) with two walks and 10 strikeouts, including a 7.0-inning complete game June 28 vs. Charlotte.
- Posted 33.2-inning scoreless streak June 17-July 9.
- Contract selected by Minnesota August 3.
- Made major league debut in a start August 5 at Toronto, allowing six runs on five hits in 2.0 innings pitched and was issued the loss.
- Optioned back to Rochester August 6, then recalled August 14 when the Twins placed Phil Hughes on the disabled list.
- Earned first major league win August 15 vs. Cleveland, pitching 6.0 shutout innings with one hit, five walks and seven strikeouts; carried a no-hitter in the sixth inning.
- Went 3-0, 2.35 ERA (30.2 IP, 8 ER) with eight walks and 27 strikeouts in five September starts...tied for second most wins among AL rookies during the month.
- Posted opponent batting averages of .157 (13-for-83) first time through the lineup, .257 (19-for-74) second time through and .368 (21-for-57) third time.
- After first start, went 5-0, 2.25 ERA (56.0 IP, 14 ER) with 18 walks and 52 strikeouts in final nine starts.
- Combined to go 12-9, 2.71 ERA (196.0 IP, 59 ER) with 50 walks and 175 strikeouts in 32 starts between all three levels.

**2014:** Began season with Single-A Ft. Myers...went 3-0, 2.82 ERA (22.1 IP, 7 ER) with five walks and 13 strikeouts in four starts for the Miracle...promoted to Double-A New Britain April 29...went 9-1, 3.27 ERA (82.2 IP, 30 ER) with 17 walks and 68 strikeouts in final 13 starts for Rock Cats June 17-August 24, including a seven game win-streak from June 17-July 31...named Eastern League Pitcher of the Week July 28, going 2-0, 1.29 ERA (14.0 IP, 2 ER) with no walks and 16 strikeouts in two starts...promoted to Triple-A Rochester August 13...won first two Triple-A starts: August 13 vs. Durham and August 19 at Buffalo...placed on 7-day disabled list August 25 with an oblique injury, ending his season...combined to go 13-3, 3.67 ERA (149.2 IP, 61 ER) with 30 walks and 113 strikeouts in 25 starts between three levels combined...named 16th best prospect in Twins system by *Baseball America* entering 2015.

**2013:** Began season with Single-A Cedar Rapids and made nine starts, going 3-2, 2.78 ERA (58.1 IP, 18 ER) with 47 strikeouts and just six walks...named Twins minor league Player of the Week April 12, going 1-0, 0.00 ERA (7.0 IP) with no walks and seven strikeouts in one start...named Midwest League Midseason All-Star...promoted to Single-A Ft. Myers June 5...recorded career-high 10 strikeouts (7.0 IP) July 22 at Brevard County...

placed on 7-day disabled list August 16 with a right foot sprain; reinstated August 28...went 3-3, 4.67 ERA (52.0 IP, 27 ER) in nine starts and 1-2, 3.38 ERA (10.2 IP, 4 ER) in six relief appearances...combined to post a 3.64 ERA (121.0 IP, 49 ER), 10th lowest in the Twins minor league system.

**2012:** Spent first professional season with Rookie Elizabethton and began season on 7-day disabled list with right shoulder impingement syndrome; reinstated July 6...recorded first professional save July 20 at Johnson City, tossing 2.0 scoreless innings...recorded first professional win August 1 vs. Burlington...struck out 27 and walked just two in 19.0 innings pitched.

**PROFESSIONAL:** Selected by the Twins in the fifth round of the 2012 First-Year Player Draft; signed by scout Greg Runser.

DUFFEY'S PITCHING RECORD																			
YEAR	CLUB	W-L	ERA	G	GS	CG	SH	SV	IP	H	R	ER	HR	HB	BB	SO	WP	BK	BAA
2012	Elizabethton	2-0	1.42	12	0	0	0	2	19.0	10	3	3	1	0	2	27	1	0	.154
2013	Cedar Rapids	3-2	2.78	9	9	0	0	0	58.1	49	19	18	5	1	6	47	0	0	.221
	Ft. Myers	4-5	4.45	15	9	0	0	0	62.2	67	37	31	3	4	17	44	4	0	.272
2014	Ft. Myers	3-0	2.82	4	4	0	0	0	22.1	22	8	7	0	0	5	13	0	0	.244
	New Britain	8-3	3.80	18	18	0	0	0	111.1	104	52	47	14	5	19	84	4	0	.248
	Rochester	2-0	3.94	3	3	0	0	0	16.0	16	7	7	3	1	6	16	0	0	.258
2015	Chattanooga	2-2	2.56	8	8	0	0	0	52.2	46	19	15	0	1	12	54	1	0	.236
	Rochester	5-6	2.53	14	14	1	1	0	85.1	73	32	24	1	1	18	68	3	0	.224
	MINNESOTA	5-1	3.10	10	10	0	0	0	58.0	56	20	20	4	0	20	53	1	0	.256
Minor League Totals		29-18	3.20	83	65	1	1	2	427.2	387	177	152	27	13	85	353	13	0	.238
Major League Totals		5-1	3.10	10	10	0	0	0	58.0	56	20	20	4	0	20	53	1	0	.256

DUFFEY'S CAREER FIELDING RECORD									
POSITION	PCT	G	PO	A	E	TC	DP	PB	
Pitcher	.917	10	7	4	1	12	0	—	

DUFFEY'S 2015 GAME LOGS																				
DATE	OPP.	W	L	SV	SVO	HLD	ERA	GS	CG	IP	H	R	ER	HR	BB	IBB	HB	SO	AVG	#PIT
8/5	@Tor	0	1	0	0	0	27.00	1	0	2.0	5	6	6	2	2	0	0	1	.500	60
8/15	Cle	1	0	0	0	0	6.75	1	0	6.0	1	0	0	0	5	0	0	7	.214	94
8/20	@Bal	1	0	0	0	0	4.60	1	0	7.2	10	2	2	0	0	0	0	8	.271	96
8/26	@TB	0	0	0	0	0	4.29	1	0	5.1	7	2	2	1	4	0	0	4	.280	89
August		2	1	0	0	0	4.29	4	0	21.0	23	10	10	3	11	0	0	20	.280	339
9/1	CWS	0	0	0	0	0	4.56	1	0	4.2	3	3	3	0	3	0	0	2	.265	61
9/6	@Hou	0	0	0	0	0	4.18	1	0	6.2	6	2	2	0	1	0	0	8	.260	97
9/14	Det	1	0	0	0	0	3.72	1	0	6.1	7	1	1	0	2	0	0	7	.262	96
9/20	LAA	1	0	0	0	0	3.15	1	0	7.0	3	0	0	0	1	0	0	7	.243	101
9/26	@Det	1	0	0	0	0	3.14	1	0	6.0	8	2	2	0	1	0	0	3	.255	112
10/1	@Cle	0	0	0	0	0	3.10	1	0	6.1	6	2	2	1	1	0	0	6	.256	102
Sept./Oct.		3	0	0	0	0	2.43	6	0	37.0	33	10	10	1	9	0	0	33	.241	569
Totals		5	1	0	0	0	3.10	10	0	58.0	56	20	20	4	20	0	0	53	.256	908





# EDUARDO ESCOBAR

**HEIGHT/WEIGHT:** 5-10/185  
**BATS/THROWS:** S/R  
**BORN:** 1/5/89 at Villa de Cura, VZ  
**AGE:** 26  
**RESIDES:** Palo Negro, VZ  
**ACQUIRED:** Trade with Chicago-AL, 7/28/12  
**M.L. SERVICE:** 3 years, 128 days  
**CONTRACT STATUS:** Signed thru 2015

INF

5

2015			CAREER	
<b>Hits:</b> 4, 5/16 vs. TB	<b>HR:</b> 2, 8/26 at TB		<b>Hits:</b> 5, 8/22/14 vs. DET	<b>HR:</b> 2, 8/26/15 at TB
<b>RBI:</b> 5, 5/6 vs. OAK	<b>Grand Slam:</b> - -		<b>RBI:</b> 6, 9/27/14 at DET	<b>Grand Slam:</b> - -
<b>Hit-Strike:</b> 5, 2x, last 8/30-9/4	<b>SB:</b> 1, 2x, last 6/20 vs. CHC		<b>Hit-Strike:</b> 8, 5/10-18/14	<b>SB:</b> 1, 6x, last 6/20/15 vs. CHC

**PERSONAL:** Eduardo Jose Escobar...two sons, Eduardo Jr. and Raul...acquired by Twins in a trade July 28, 2012 in exchange for pitcher Francisco Liriano...listens to American music to help improve his English...named winner of gold glove at shortstop in Venezuelan Winter League in 2014, while playing for Tigres de Aragua.

## 2015:

- Made Twins Opening Day roster for third consecutive season and fourth of his major league career (White Sox - 2012).
- Set season-high with five RBI May 6 vs. Oakland.
- Went 4-for-4 with two doubles May 16 vs. Tampa Bay...according to Elias, it marked the second time in his career to go 4-for-4 or better in a game as a shortstop with the other such game coming on April 30, 2014 vs. Los Angeles-NL...no other player in baseball has more than one game of 4-for-4 or better as a shortstop over the last two seasons.
- Recorded third career walk-off hit and second of career as Twin August 11 vs. Texas off Spencer Patton, hitting an RBI-double with two outs in the ninth inning in a Twins 3-2 win.
- Recorded first career two-homer game August 26 at Tampa Bay, both as a left-handed batter.
- Scored a run in 12 straight games August 20-September 3, tied for third longest in Twins history with Rich Rollins (1964), trailing only Kirby Puckett's 14 (1986) and Orlando Cabrera's 13 (2009)...the streak was tied with Colorado's Nolan Arenado for longest in baseball this season.
- Hit 30th double September 22 vs. Cleveland, giving him consecutive 30-plus double seasons.
- Ranked fourth in batting average (.286) among AL shortstops from July 31 trade deadline until end of season, also ranked first in doubles (18), tied for third in home runs (8) and tied for fourth in runs (31).
- Became everyday shortstop at end of August and hit .287 (39-for-136) with 12 doubles, one triple, seven home runs, 23 RBI and 23 runs scored in final 38 games of season.
- Hit .277 (36-for-130) with seven home runs as right-handed batter and .254 (71-for-279) with five home runs as left-handed batter.
- Set single-season career-highs in home runs (12), triples (4), RBI (58) and walks (28).
- Played 71 games at shortstop (all starts), 35 in left field (27 starts), 11 games at second base (4 starts), five at third base (all starts) and one in rightfield.

**2014:** Made Twins Opening Day roster for second consecutive season and third of his career (Chicago-AL in 2012)...set single-game career-high with four hits April 30 vs. Los Angeles-NL...started first career game in leftfield May 7 at Cleveland, playing 8.2 innings and making three putouts...started first career game in centerfield May 8 at Cleveland, playing 8.0 innings, making two putouts and recording two outfield assists...became second "primary infielder" in club history to record two outfield assists in a single game, the other being Jeff Reboulet May 20, 1996 vs. Milwaukee...became Twins primary shortstop in early May when Twins optioned Pedro Florimon...started 19 straight games at shortstop May 23-June 10...hit go-ahead solo home run to break 0-0 tie in top of 10th inning May 5 at Cleveland off John Axford; became second Twins player in the last 15 years to break a scoreless tie in extra innings with a homer, the previous being Jim Thome September 11, 2010 at Cleveland...hit safely in career-high eight straight games May 10-18, hitting .419 (13-for-31) with six doubles during the streak...hit .322 (29-for-90) in 27 May games with 13 doubles — tied with Ian Kinsler (May) and Denard Span (June) for most doubles in any month among all major leaguers...hit .314 (53-for-169) with 21 doubles, 19 runs scored, 12 walks and a .357 on-base percentage in his first 55 games (through June 15)...recorded career-high five hits August 22 vs. Detroit, falling a double short of the cycle...according to Elias Sports Bureau, he became the first player to collect five hits, including a home run, in a game from either the eighth or ninth slot in the lineup since Detroit's Carlos Pena had six hits, including a pair of homers, at Kansas City in 2004...became second Twin on the season to get hits off five different pitchers in the same game — Danny Santana did it against the Chicago-AL on August 3...recorded career-high six RBI September 27 at Detroit...hit .328 (43-for-131) with 17 extra-base hits (4 home runs) from the right side and .252 (76-for-302) with 26 extra-base hits (2 home runs) from the left side...the .328 average from the right side ranked third

best in baseball among all switch hitters...ranked second on the Twins in doubles (35) and tied for 10th in the AL...played 98 games at shortstop (86 starts), 25 games at third base (23 starts), nine at second base (6 starts), two in leftfield (1 start) and one in centerfield (1 start)...given the Charles O. Johnson Award for Twins Most Improved Player as voted on by the Twin Cities Chapter of the BBWAA.

**2013:** Made Twins Opening Day roster, marking his second time on a major league Opening Day roster (Chicago-AL in 2012)...hit walk-off two-run double April 3 vs. Detroit, giving the Twins the 3-2 victory and his second career walk-off hit...hit first career home run April 9 at Kansas City, a solo shot off Jeremy Guthrie...optioned to Triple-A Rochester July 14...finished the Triple-A season with a season-high nine-game hitting streak August 25-September 2...named International League Player of the Week September 3 after leading the IL with 12 hits, three home runs, nine RBI, seven runs scored and a .867 slugging percentage in the season's final eight games...hit .307 (51-for-166) with 16 doubles in 43 games on the season for Triple-A Rochester...recalled by Minnesota September 9 and hit .324 (11-for-34) in 11 games to finish the season.

**2012:** Made White Sox Opening Day roster, the first of his career...appeared in 36 games for Chicago-AL, playing third base, shortstop and second base...hit .207 (18-for-87) with four doubles, a triple and 14 runs scored...entered season ranked 10th best prospect and best defensive infielder in White Sox organization for third straight season by *Baseball America*...acquired from Chicago-AL in exchange for Francisco Liriano July 28, 2012; spent entire season on White Sox 25-man roster prior to being traded to Twins...added to Twins 40-man roster and assigned to Triple-A Rochester...hit .217 (30-for-138) with three doubles, three triples, one home run, nine RBI and 19 runs scored in 35 games for Red Wings...committed just three errors while playing third base (17 games), shortstop (10 games) and second base (9 games)...recalled by Twins September 4...made Twins debut, going 2-for-4 with three RBI and two runs scored September 4 at Chicago-AL...recorded RBI-single in first Twins at-bat.

**2011:** Spent majority of season with Triple-A Charlotte (Chicago-AL)...recalled September 3 and made major league debut that night at Detroit...entered game as defensive replacement at shortstop and picked up first major league hit, a single off Justin Verlander...hit .255 (47-for-184) with one home run and 19 RBI in 53 games with La Guaira in Venezuelan Winter League...entered season ranked by *Baseball America* as best defensive infielder and fifth best prospect in White Sox organization.

**2010:** Combined to hit .277 (158-for-570) with 26 doubles, 11 triples, six home runs and 61 RBI in 136 games between Single-A Winston-Salem and Double-A Birmingham...named to Midseason and Postseason Carolina League All-Star teams...named best defensive shortstop in CL by *Baseball America*...ranked among White Sox organizational leaders in triples (2nd, 11), runs scored (T-2nd, 158) and total bases (T-6th, 224)...appeared in 28 games with Peoria Saguaros in Arizona Fall League, hitting .300 (33-for-110) with four home runs, 15 RBI and 22 runs scored...ranked among AFL leaders in total bases (1st, 59), triples (T-1st, 5), runs scored (2nd), home runs (T-3rd) and hits (T-3rd)...named to AFL West Division Rising Stars team...entered season ranked as best defensive infielder in the White Sox organization by *Baseball America*...played six games with La Guaira in Venezuelan Winter League.

**2009:** Hit .256 (119-for-464) with three home runs and 41 RBI in 128 games with Single-A Kannapolis (Chicago-AL)...led team in runs scored (64) and stolen bases (20)...hit .269 (7-for-26) in 26 games with La Guaira in Venezuelan Winter League.

**2008:** Began season with Rookie Great Falls before being promoted to Single-A Kannapolis, batting .281 (75-for-267) in 66 combined games...played in six games with La Guaira in Venezuelan Winter League.

**2007:** Spent entire season with the Dominican Summer League White Sox.

**2006:** Made professional debut with Venezuelan Summer League White Sox.

**PROFESSIONAL:** Signed as an undrafted free agent with Chicago-AL, January 28, 2006.

ESCOBAR'S PLAYING RECORD																			
YEAR	CLUB	AVG	G	AB	R	H	2B	3B	HR	RBI	SH	SF	HB	BB	SO	SB	CS	E	OBP
2006	VSL White Sox	.236	46	123	21	29	3	1	0	17	6	1	1	14	25	7	6	9	.317
2007	DSL White Sox	.291	64	247	56	72	5	4	0	18	6	2	5	22	45	19	14	17	.359
2008	Great Falls	.417	6	24	6	10	2	1	1	4	0	1	1	2	3	1	1	1	.464
	Kannapolis	.267	60	243	37	65	6	1	0	22	8	2	0	13	65	4	3	10	.302
2009	Kannapolis	.256	128	464	64	119	10	7	3	41	17	3	1	29	91	20	6	23	.300
2010	Winston-Salem	.285	87	368	57	105	18	8	3	39	11	4	2	23	76	8	5	15	.327
	Birmingham	.262	49	202	22	53	8	3	3	22	5	0	0	9	35	3	0	10	.294
2011	Charlotte	.266	137	489	55	130	23	4	4	49	15	4	1	27	104	13	8	19	.303
	CHICAGO-AL	.286	9	7	0	2	0	0	0	0	0	0	0	0	0	1	0	0	.286
2012	CHICAGO-AL	.207	36	87	14	18	4	1	0	3	1	0	0	9	23	2	0	2	.281
	Rochester	.217	35	138	19	30	3	3	1	9	4	1	0	8	26	3	1	3	.259
	MINNESOTA	.227	14	44	4	10	0	0	0	6	1	1	1	2	8	1	0	0	.271
2013	Rochester	.307	43	166	22	51	16	2	4	27	1	1	3	17	37	6	2	6	.380
	MINNESOTA	.236	66	165	23	39	5	2	3	10	2	1	0	11	34	0	2	7	.282
2014	MINNESOTA	.275	133	433	52	119	35	2	6	37	4	2	2	24	93	1	1	9	.315
2015	MINNESOTA	.262	127	409	48	107	31	4	12	58	2	5	2	28	86	2	3	7	.309
	Minor League Totals	.269	655	2464	359	664	94	34	19	248	73	19	14	164	507	84	46	113	.316
	Major League Totals	.258	385	1145	141	295	75	9	21	114	10	9	5	74	245	6	6	24	.303

ESCOBAR'S CAREER FIELDING RECORD								
POSITION	PCT	G	PO	A	E	TC	DP	PB
Shortstop	.981	220	264	513	15	792	107	—
Third Base	.944	78	23	95	7	125	14	—
Second Base	.993	43	58	83	1	142	20	—
Outfield	.986	41	67	6	1	74	1	—
Totals	.979	382	412	697	24	1133	142	—



# CASEYFIEN

**HEIGHT/WEIGHT:** 6-2/212

**BATS/THROWS:** R/R

**BORN:** 10/21/83 in Santa Rosa, CA

**AGE:** 31

**RESIDES:** Buena Park, CA

**ACQUIRED:** Signed as minor league free agent, 1/3/12

**M.L. SERVICE:** 3 years, 143 days

**CONTRACT STATUS:** Signed thru 2015

RHP

50

2015		GAME HIGHS		CAREER	
IP: 2.0, 7x, last 9/23 vs. CLE	Walks: 1, 8x, last 9/25 at DET		IP: 3.0, 3x, last 7/15/12 vs. OAK	Walks: 2, 4x, last 4/10/13 at KC	
SO: 3, 2x, last 9/14 vs. DET	CG: --		SO: 4, 2x, last 7/26/13 at SEA	CG: --	
Win-Streak: 2, 8/21-22	Low-Hit: --		Win-Streak: 7, 7/19/13-4/23/14	Low-Hit: --	

**PERSONAL:** Casey Michael Fien (pronounced FEEN)...wife, Joann...daughter, Jordan Avery (10/23/13)...2002 graduate of John F. Kennedy High School in La Palma, CA...attended William Penn University in Oskaloosa, IA, where he went 6-3, 2.48 ERA in 2003; Golden West College in Huntington Beach, CA, where he went 3-2, 2.93 ERA in 2004; and Cal Poly, San Luis Obispo from 2005-06...along with a childhood friend, created a social media polling app called QVO (stands for Question/Vote) in 2012, with the purpose to collect instant polling data via four forms of social media: Twitter, Facebook, email and texting...is involved with Cheerful Givers, an association that supports helping children in need, providing gifts to disadvantaged children.

## 2015:

- Made Twins Opening Day roster for third straight season.
- Made nine appearances before being placed on 15-day disabled list April 30, with a right shoulder strain.
- Pitched in three games on rehab assignment with Triple-A Rochester May 23-27 and was reinstated from disabled list May 29.
- Did not walk a batter in first 15 games (14.1 IP) April 9-June 5...matched his 15-game streak without issuing a walk again (13.1 IP) July 18-August 16...four of his eight walks on the season came in his first 50 games (through September 1).
- 16 of first 18 appearances were scoreless April 9-June 20, posting a 2.21 ERA (20.1 IP, 5 ER) in that span.
- Posted a 0.96 ERA (18.2 IP, 2 ER) in 17 August games, leading baseball in games during the month and third in ERA.
- Appeared in 60th game September 25 at Detroit, giving him three straight seasons of 60-plus appearances.
- Tied single-season career-high with 63.1 innings pitched.
- Ranked second among all relievers in baseball in fewest walks-per-9.0 IP (1.14) and second in walks (8) among relievers with a minimum of 50.0 innings pitched; the eight walks also tied John Candelaria's 1990 total for fewest in club history and the 1.14 BB-per-9.0 IP ratio set a club record for a reliever.
- Held right-handed hitters to a .227 (32-for-141) batting average and left-handers to a .282 (29-for-103) average.
- Ranked second on the club in games (62) and holds (18).

**2014:** Made Twins Opening Day roster for second time in career...20 of first 22 appearances were scoreless March 31-May 27, posting a 1.71 ERA (21.0 IP, 4 ER) in that span...earned three wins in a four-game span April 13-23, including wins in consecutive appearances April 13 vs. Kansas City and 17 vs. Toronto...it extended his career-high win-streak to seven, dating back to July 19, 2013...recorded a hold in six straight appearances May 9-21...posted a 1.38 ERA (13.0 IP, 2 ER) in 14 May appearances...went 26 straight games (25.0 IP) without allowing a home run, until allowing a homer to George Springer June 8 vs. Houston...earned first career save June 11 at Toronto, tossing 1.1 scoreless inning, his 148th career game...recorded 15 holds pre-All-Star break, tied for third most in the AL and tied ninth most in baseball...tied single-season career-high with 73rd, and final, appearance September 23 vs. Arizona...set career-highs in innings pitched (63.1) and wins (5, tied)...walked just 10 batters on the season, tied for sixth fewest in baseball among all relievers (minimum of 50.0 IP)...posted a walks-per-9.0 innings ratio of 1.42, seventh best in the AL among relievers...never walked more than one batter in an outing...finished third in the AL in holds (26) and eighth in baseball...tied for fifth in the AL in games.

**2013:** Made an Opening Day roster for the first time in career...went 25 consecutive right-handed batters faced without allowing a hit May 23-June 23...walked just one batter in a 28-game span (26.2 IP) May 28-August 3, including 20 straight games (18.2 IP) without issuing a walk May 28-July 13...posted a 0.87 ERA (10.1 IP, 1 ER) in 11 June appearances and a 0.75 ERA (12.0 IP, 1 ER) in 13 July appearances...set a single-game career-high with four strikeouts (2.0 IP) June 23 at Cleveland and again July 26 at Seattle...allowed just two runs in a 30-game span (28.1 IP) May 28-August 9, posting a 0.64 ERA and an opponents batting average of .160 (15-for-94) with two walks allowed in that span...made career-high 73 appearances, tied for seventh most in the AL...held right-handed hitters to a .213 (29-for-136) batting average with six extra-base hits, while lefties hit .242 (22-for-91) with eight extra-base hits...led Twins relievers in wins with five.

**2012:** Signed by Twins as minor league free agent January 3...was an invite to Twins spring training and reassigned to minor league camp April 1, reporting to Triple-A Rochester...recorded a save in first appearance for Red Wings, tossing 1.0 scoreless inning April 5 at Syracuse...went 2-5, 4.30 ERA (46.0 IP, 22 ER) with opponents batting .228, and recorded nine saves in 12 opportunities in 33 games for Red Wings before having contract selected by Twins July 5 when Nick Blackburn was optioned...made Twins debut with 1.0 scoreless inning of relief with one hit allowed July 8 at Texas, his first major league appearance since July 20, 2010 vs. Texas (with Detroit)...earned first major league win, tossing 2.0 scoreless innings July 20 at Kansas City...ranked seventh in AL in ERA (2.12) after the All-Star break and 10th in opponent batting average (.194)...28 of 35 appearances were scoreless...allowed just one run five times and two runs two times.

**2011:** Was an invitee to Houston's spring training...started season with Triple-A Oklahoma...appeared in nine games before being placed on 7-day disabled list with right elbow strain April 30...went on rehab assignment with GCL Astros June 25, reinstated June 30...pitched in 12 games for Red Hawks and was released by Houston August 2.

**2010:** Opened season in major league camp with Detroit before being claimed off waivers by Boston March 1 and then Toronto March 4...released by Blue Jays March 17...returned to Tigers organization as minor league free agent March 19...began regular season with Triple-A Toledo...had contract selected by the Tigers June 29 and played one game before being optioned back to Toledo July 3...joined Tigers for second time July 20...designated for assignment by the Tigers July 25 before being outrighted to Toledo July 28...signed a minor league contract with Houston November 12.

**2009:** Began season at Triple-A Toledo (Detroit)...had contract purchased by Tigers July 25 and made major league debut July 26 vs. Chicago-AL, striking out two batters in 2.1 scoreless innings of relief...optioned to Toledo August 4...recalled by Tigers for remainder of season September 1...finished season second among all International League relievers with 10.24 strikeouts-per-9.0 innings pitched, third with a 1.86 walks-per-9.0 innings and fourth with 10.55 baserunners-per-9.0-innings...named 27th best prospect in Tigers organization by *Baseball America*...appeared in five games for Ponce in Puerto Rican Winter League following the season, going 1-0, 1.59 ERA (5.2 IP, 1 ER) with five strikeouts.

**2008:** Started season at Double-A Erie (Detroit)...converted 11 straight save opportunities for Sea Wolves May 27-July 20...named to Eastern League's Midseason All-Star team...promoted to Triple-A Toledo July 28...transferred back to Double-A Erie August 28, but did not appear in a game before returning to Triple-A Toledo August 30...named 11th best prospect in Tigers organization by *Baseball America* following the season...played for Mesa in Arizona Fall League, going 2-0, 1.84 ERA (14.2 IP, 3 ER) with two saves and 15 strikeouts in 12 appearances.

**2007:** Spent season with Single-A West Michigan (Detroit)...appeared in four games during Midwest League playoffs, recording three saves and 13 strikeouts in 7.2 scoreless innings...led all Midwest League relievers with 11.36 strikeouts-per-9.0 innings pitched.

**2006:** Made professional debut with Single-A Oneonta (Detroit)...had eight straight scoreless outings July 4-26, tossing 17.0 scoreless innings.

**PROFESSIONAL:** Selected by the Tigers in the 20th round of the 2006 First-Year Player Draft; signed by scout Tim McWilliam.

FIEN'S PITCHING RECORD																			
YEAR	CLUB	W-L	ERA	G	GS	CG	SH	SV	IP	H	R	ER	HR	HB	BB	SO	WP	BK	BAA
2006	Oneonta	1-1	2.74	20	0	0	0	1	42.2	39	17	13	1	0	8	37	2	0	.248
2007	West Michigan	6-1	3.10	39	0	0	0	6	61.0	55	28	21	4	3	10	77	2	0	.233
2008	Erie	3-3	2.96	40	0	0	0	12	45.2	38	16	15	5	0	12	42	1	0	.226
	Toledo	2-0	2.40	12	0	0	0	1	15.0	14	4	4	2	1	4	17	1	0	.246
2009	Toledo	2-1	3.41	42	0	0	0	14	58.0	51	23	22	5	2	15	66	2	1	.237
	DETROIT	0-1	7.94	9	0	0	0	0	11.1	13	11	10	2	0	6	9	0	0	.289
2010	DETROIT	0-0	10.12	2	0	0	0	0	2.2	4	3	3	2	0	0	0	0	0	.364
	Toledo	3-3	2.60	44	0	0	0	8	62.1	54	21	18	8	1	13	44	0	0	.235
2011	GCL Astros	1-0	0.00	2	0	0	0	0	2.0	1	0	0	0	0	0	3	0	0	.143
	Oklahoma City	2-2	4.81	21	0	0	0	3	24.1	28	15	13	7	0	8	24	0	0	.289
2012	Rochester	2-5	4.30	33	0	0	0	9	46.0	39	23	22	5	0	14	42	1	0	.228
	MINNESOTA	2-1	2.06	35	0	0	0	0	35.0	25	9	8	3	1	9	32	0	0	.195
2013	MINNESOTA	5-2	3.92	73	0	0	0	0	62.0	51	28	27	9	0	12	73	2	0	.225
2014	MINNESOTA	5-6	3.98	73	0	0	0	1	63.1	64	29	28	7	0	10	51	2	0	.262
2015	MINNESOTA	4-6	3.55	62	0	0	0	0	63.1	61	26	25	6	0	8	41	0	0	.250
Minor League Totals		22-16	3.23	253	0	0	0	54	357.0	319	147	128	37	7	84	352	9	1	.238
Major League Totals		16-16	3.82	254	0	0	0	1	237.2	218	106	10	29	1	45	206	4	0	.242

FIEN'S CAREER FIELDING RECORD									
POSITION	PCT	G	PO	A	E	TC	DP	PB	
Pitcher	1.000	254	16	24	0	40	1	—	

## FIEN'S 2015 GAME LOGS

DATE	OPP.	W	L	SV	SVO	HLD	ERA	GS	CG	IP	H	R	ER	HR	BB	IBB	HB	SO	AVG	#PIT
4/9	@Det	0	0	0	0	0	0.00	0	0	1.0	0	0	0	0	0	0	0	0	.000	12
4/15	KC	0	0	0	0	1	0.00	0	0	1.0	0	0	0	0	0	0	0	1	.000	14
4/16	KC	0	0	0	0	1	0.00	0	0	1.1	0	0	0	0	0	0	0	0	.000	13
4/21	@KC	0	1	0	1	0	4.15	0	0	1.0	3	2	2	0	0	0	0	0	.188	23
4/22	@KC	0	0	0	0	1	3.38	0	0	1.0	1	0	0	0	0	0	0	0	.200	16
4/25	@Sea	0	0	0	0	1	2.84	0	0	1.0	0	0	0	0	0	0	0	0	.174	23
4/26	@Sea	1	0	0	0	0	2.16	0	0	2.0	1	0	0	0	0	0	0	2	.172	23
4/28	Det	0	0	0	0	1	1.93	0	0	1.0	0	0	0	0	0	0	0	0	.156	9
4/29	Det	0	1	0	0	0	4.35	0	0	1.0	5	3	3	1	0	0	0	0	.250	35
April		1	2	0	1	5	4.35	0	0	10.1	10	5	5	1	0	0	0	3	.250	168
5/29	Tor	0	0	0	0	0	3.97	0	0	1.0	0	0	0	0	0	0	0	1	.233	10
5/30	Tor	0	0	0	0	1	3.65	0	0	1.0	1	0	0	0	0	0	0	2	.234	14
May		0	0	0	0	1	0.00	0	0	2.0	1	0	0	0	0	0	0	3	.143	24
6/2	@Bos	0	0	0	0	0	3.38	0	0	1.0	1	0	0	0	0	0	0	1	.235	14
6/4	@Bos	0	0	0	0	0	3.21	0	0	0.2	1	0	0	0	0	0	0	0	.245	10
6/5	Mil	0	0	0	0	0	3.14	0	0	0.1	1	0	0	0	0	0	0	0	.255	7
6/9	KC	0	0	0	0	0	2.87	0	0	1.1	0	0	0	0	0	0	0	1	.237	16
6/14	@Tex	1	0	0	0	0	2.55	0	0	2.0	0	0	0	0	1	0	0	3	.215	33
6/17	StL	0	0	0	0	1	2.45	0	0	0.2	1	0	0	0	0	0	0	1	.221	12
6/20	ChC	0	0	0	0	0	2.21	0	0	2.0	0	0	0	0	0	0	0	2	.203	22
6/23	CWS	0	0	0	0	0	2.49	0	0	1.1	2	1	1	0	0	0	0	0	.213	28
6/27	@Mil	0	0	0	0	1	2.38	0	0	1.0	1	0	0	0	0	0	0	0	.214	14
6/28	@Mil	0	1	0	0	0	3.97	0	0	0.0	3	4	4	2	1	0	0	0	.241	20
6/30	@Cin	0	0	0	0	1	3.80	0	0	1.0	1	0	0	0	0	0	0	0	.239	16
June		1	1	0	0	3	3.97	0	0	11.1	11	5	5	2	2	0	0	8	.244	192
7/3	@KC	0	0	0	1	0	4.01	0	0	1.0	2	1	1	0	0	0	0	0	.247	14
7/4	@KC	0	0	0	0	1	3.86	0	0	1.0	1	0	0	0	0	0	0	0	.248	17
7/6	Bal	0	0	0	0	0	3.71	0	0	1.0	0	0	0	0	0	0	0	1	.240	13
7/8	Bal	0	0	0	0	0	4.23	0	0	1.0	2	2	2	2	0	0	0	0	.248	22
7/11	Det	0	0	0	0	0	4.13	0	0	0.2	1	0	0	0	1	0	0	1	.250	20
7/18	@Oak	0	1	0	0	0	4.45	0	0	0.0	2	1	1	0	0	0	0	0	.263	11
7/19	@Oak	0	0	0	0	0	4.30	0	0	1.0	0	0	0	0	0	0	0	0	.256	13
7/24	NYN	0	0	0	0	0	4.15	0	0	1.0	2	1	0	0	0	0	0	0	.264	18
7/28	Pit	0	0	0	0	0	4.60	0	0	1.0	2	2	2	0	0	0	0	1	.270	23
7/30	Sea	0	0	0	0	1	4.32	0	0	2.0	0	0	0	0	0	0	0	1	.258	25
July		0	1	0	1	2	5.59	0	0	9.2	12	7	6	2	1	0	0	4	.300	176
8/1	Sea	0	0	0	0	0	4.28	0	0	0.1	0	0	0	0	0	0	0	0	.256	1
8/2	Sea	0	0	0	0	0	4.19	0	0	0.2	1	0	0	0	0	0	0	1	.257	8
8/4	@Tor	0	0	0	0	0	4.08	0	0	1.0	1	0	0	0	0	0	0	1	.257	16
8/5	@Tor	0	0	0	0	0	3.96	0	0	1.0	0	0	0	0	0	0	0	1	.252	15
8/7	@Cle	0	0	0	0	0	3.86	0	0	1.0	1	0	0	0	0	0	0	0	.252	7
8/9	@Cle	0	0	0	0	0	3.99	0	0	1.0	3	1	1	0	0	0	0	1	.263	25
8/11	Tex	0	0	0	0	0	3.92	0	0	0.2	0	0	0	0	0	0	0	0	.260	3
8/13	Tex	0	1	0	0	0	4.05	0	0	1.0	2	1	1	0	0	0	0	0	.266	20
8/15	Cle	0	0	0	0	1	3.95	0	0	1.0	0	0	0	0	0	0	0	1	.261	9
8/16	Cle	0	0	0	0	1	3.89	0	0	0.2	0	0	0	0	0	0	0	1	.258	4
8/17	@NYN	0	0	0	0	0	3.71	0	0	2.0	0	0	0	0	1	0	0	2	.249	20
8/21	@Bal	1	0	0	0	0	3.57	0	0	1.2	0	0	0	0	0	0	0	0	.243	14
8/22	@Bal	1	0	0	0	0	3.47	0	0	1.1	0	0	0	0	0	0	0	1	.237	14
8/25	@TB	0	0	0	0	1	3.33	0	0	2.0	2	0	0	0	0	0	0	0	.238	21
8/27	@TB	0	0	0	0	0	3.24	0	0	1.1	1	0	0	0	0	0	0	0	.237	17
8/29	Hou	0	0	0	0	0	3.18	0	0	1.0	1	0	0	0	0	0	0	1	.237	15
8/30	Hou	0	0	0	0	0	3.12	0	0	1.0	2	0	0	0	0	0	0	1	.242	10
August		2	1	0	0	3	0.96	0	0	18.2	14	2	2	0	1	0	0	11	.212	219
9/1	CWS	0	0	0	1	0	3.25	0	0	0.2	2	1	1	1	0	0	0	0	.248	18
9/3	CWS	0	1	0	1	0	3.74	0	0	0.1	2	3	3	0	1	0	0	0	.255	12
9/6	@Hou	0	0	0	0	0	3.71	0	0	0.1	0	0	0	0	1	0	0	0	.254	11
9/9	@KC	0	0	0	0	1	3.64	0	0	1.0	1	0	0	0	0	0	0	2	.254	11
9/13	@CWS	0	0	0	0	0	3.62	0	0	0.1	0	0	0	0	0	0	0	0	.252	6
9/14	Det	0	0	0	0	0	3.51	0	0	1.2	0	0	0	0	1	0	0	3	.247	25
9/16	Det	0	0	0	0	1	3.45	0	0	1.0	1	0	0	0	0	0	0	1	.247	14
9/19	LAA	0	0	0	0	0	3.43	0	0	0.1	0	0	0	0	0	0	0	1	.245	9
9/20	LAA	0	0	0	0	0	3.38	0	0	1.0	3	0	0	0	0	0	0	1	.252	22
9/23	Cle	0	0	0	0	0	3.26	0	0	2.0	0	0	0	0	0	0	0	1	.246	19
9/25	@Det	0	0	0	0	1	3.67	0	0	0.2	2	3	3	0	1	0	0	1	.250	28
9/28	@Cle	0	0	0	0	1	3.61	0	0	1.0	1	0	0	0	0	0	0	1	.250	16
9/30	@Cle	0	0	0	0	0	3.55	0	0	1.0	1	0	0	0	0	0	0	1	.250	15
Sept./Oct.		0	1	0	2	4	5.56	0	0	11.1	13	7	7	1	4	0	0	12	.283	206
Totals		4	6	0	4	18	3.61	0	0	62.1	60	26	25	6	8	0	0	40	.250	970





# ERIC FRYER

**HEIGHT/WEIGHT:** 6-2/215

**BATS/THROWS:** R/R

**BORN:** 8/26/85 in Columbus, OH

**AGE:** 30

**RESIDES:** Reynoldsburg, OH

**ACQUIRED:** Signed as minor league free agent, 11/10/12

**M.L. SERVICE:** 1 years, 108 days

**CONTRACT STATUS:** Signed thru 2015

**C 26**

2015		GAME HIGHS		CAREER	
Hits: 2, 7/8 vs. BAL	HR: --		Hits: 3, 8/3/14 at CWS	HR: 1, 2x, last 8/2/14 at CWS	
RBI: 2, 7/8 vs. BAL	Grand Slam: --		RBI: 2, 3x, last 7/8/15 vs. BAL	Grand Slam: --	
Hit-Strike: 2, 7/8-12	SB: --		Hit-Strike: 4, 9/18-29/13	SB: 1, 2x, last 8/3/14 at CWS	

**PERSONAL:** Eric Joseph Fryer...wife, Alison...sons, Caleb (8/3/10), Noah (12/20/12) and Lucas (7/14/14)...2004 graduate of Reynoldsburg (OH) High School where he was a member of the varsity baseball team for four years and a four-time All-League, three-time All-District and All-State selection as a senior...played basketball for two years in high school...played baseball for three seasons at Ohio State University from 2005-07, where he hit .338 (205-for-606) with 36 doubles, seven triples, 10 home runs, 126 RBI and 118 runs scored in 172 career games for the Buckeyes...received Bachelors of Science Degree in Education with an emphasis in Sports Management from Ohio State in 2010.

## 2015:

- Was spring training invitee playing in third consecutive spring training with Twins; reassigned to minor league camp April 2.
- Set season-high with four hits and four RBI in second game with Rochester April 15 at Scranton-Wilkes-Barre.
- Hit safely in season-high nine straight June 7-18, hitting .405 (15-for-37) with three doubles, four RBI and seven runs scored during the streak.
- Caught all 16 innings on July 3 at Lehigh Valley.
- Hit .299 (49-for-164) with six doubles, 16 RBI and 22 walks in 51 games for the Red Wings before having his contract selected by Minnesota July 8, when the Twins optioned Chris Herrmann to Triple-A Rochester.
- Appeared in seven games for the Twins and was designated for release or assignment August 6...outrighted back to Rochester.
- Contract selected from Triple-A Rochester September 1 as part of Twins September additions.

**2014:** Optioned to Triple-A Rochester from Twins spring training March 16...hit .252 (28-for-111) with seven doubles, 11 RBI and 12 walks in 36 games for the Red Wings and was recalled from Triple-A Rochester June 13, two days after the Twins optioned Josmil Pinto...had first career three-hit game in first game of season with Twins June 14 at Detroit...scored three runs and recorded two RBI...had second career three-hit game August 3 at Chicago-AL, including a home run, which was part of a back-to-back-to-back effort from him, Chris Parmelee and Oswaldo Arcia; first for Twins since 2001...recorded second career stolen base August 3 at Chicago-AL...played 24 games (22 starts) at catcher.

**2013:** Was an invite to Twins spring training and reassigned to minor league camp March 17; reported to Triple-A Rochester...hit first career grand slam May 17 vs. Durham...18 of 43 hits (42%) in the regular season went for extra-bases (11 doubles, 2 triples, 5 home runs)...Red Wings went 36-22 when he started at catcher...had contact purchased by Minnesota September 6...made Twins debut as a defensive replacement September 11 vs. Oakland and homered in first plate appearance, becoming the sixth Twin to do so, first since 2010 (Luke Hughes)...hit safely in five of six games with the Twins and drove in a run in four of those.

**2012:** Was an invite to Pirates spring training...started season with Triple-A Indianapolis and was Opening Day starter behind the plate, going 1-for-3 with a double April 6 at Toledo...had contract selected by Pittsburgh June 26...made Pirates debut as pinch-runner July 1 and also played the final inning in leftfield, his first career major league appearance in the outfield...played in four games, going 1-for-3 as pinch hitter, before being optioned back to Triple-A July 7...batted .391 (9-for-23) in 13 July games for Indianapolis...recalled by Pittsburgh September 1 and played in two games for the Pirates to finish the season.

**2011:** Began season with Double-A Altoona (Pittsburgh)...batted .345 (39-for-113) in 37 games with the Curve...promoted to Triple-A Indianapolis May 30...batted .262 (17-for-65) in 21 games for the Indians before being selected by Pittsburgh June 24...made major league debut as starting catcher June 26 vs. Boston, going 0-for-3 with a walk...recorded first major league hit, singling off John Lannan July 2 at Washington (Game 2)...recorded first career multi-hit game July 17 at Houston...optioned to Indianapolis August 2 after Ryan Doumit was reinstated from the disabled list...batted .272 (70-for-257) with nine doubles, three triples, seven home runs and 27 RBI in 85 games between Double-A Altoona and Triple-A Indianapolis.

**2010:** Spent a majority of the season with Single-A Bradenton (Pittsburgh) after being acquired via trade with New York-AL along with Casey Erickson February 4, 2009, in exchange for outfielder Eric Hinske...batted .317 (26-for-82) in May...suffered a high left ankle sprain June 6 and did not return to action until June 22...placed on the disabled list with a left eye socket fracture after being hit in the head by a pitch July 2...had three-game rehab assignment with GCL Pirates July 26-28 before being recalled from rehab and reinstated from disabled list July 29...recorded season-high four hits August 20 at Jupiter...batted .385 (25-for-65) in 20 August games...batted .340 (32-for-94) with runners in scoring position.

**2009:** Started season with Single-A Tampa (New York-AL), making 55 appearances in leftfield, five appearances (2 starts) at catcher and one start in rightfield...batted .311 (14-for-45) in first 12 games...hit safely in each of last eight games with Tampa and in 12 of last 13...acquired by Pittsburgh June 29 and assigned to Single-A Lynchburg where he made all 37 defensive appearances behind the plate.

**2008:** Spent season with Single-A West Virginia (Milwaukee)...batted .363 (33-for-91) in 26 June games, .348 (39-for-112) in 28 July games and .339 (37-for-109) in 28 August games...batted .361 (99-for-274) in final 71 games...won South Atlantic League batting title (.335) and led the league in on-base percentage (.408)...ranked third in the league in slugging percentage (.506)...named to SAL Postseason All-Star team.

**2007:** Began professional career with Rookie Helena (Milwaukee)...made 33 appearances as catcher and 10 as the designated hitter...hit first professional home run June 28 at Missoula.

**AMATEUR CAREER:** Played at Ohio State University from 2005-07...batted .338 (205-for-606) with 36 doubles, seven triples, 10 home runs, 126 RBI and 118 runs scored in 172 career games at OSU...batted .368 (78-for-212) in 58 games as a sophomore in 2006...led the Buckeyes in doubles (16), ranked second in RBI (50), third in hits (74) and tied for fifth in batting average (.322) as a junior in 2007...earned Second-Team All-Big Ten honors in 2006 and 2007 and was an All-Mideast Region selection in 2006.

**PROFESSIONAL:** Milwaukee's 10th round pick in the 2007 First-Year Player Draft; signed by scout Mike Farrell.

FRYER'S BATTING RECORD																			
YEAR	CLUB	AVG	G	AB	R	H	2B	3B	HR	RBI	SH	SF	HB	BB	SO	SB	CS	E	OBP
2007	Helena	.209	43	139	25	29	7	0	3	19	1	1	2	14	28	4	3	5	.288
2008	West Virginia	.335	104	385	76	129	26	5	10	63	0	3	6	43	74	15	3	14	.407
2009	Tampa	.250	59	224	34	56	11	2	2	24	0	2	2	27	43	11	5	4	.333
	Lynchburg	.242	47	157	22	38	11	0	3	14	1	0	7	22	25	0	0	3	.360
2010	GCL Pirates	.143	3	7	1	1	0	0	0	0	0	0	0	5	0	1	0	0	.500
	Bradenton	.300	83	287	53	86	16	5	8	48	2	3	8	37	64	10	1	6	.391
2011	Altoona	.345	37	113	24	39	4	2	5	16	3	1	1	16	21	1	0	2	.427
	Indianapolis	.203	38	118	16	24	5	1	2	11	2	0	2	21	30	3	0	3	.333
	PITTSBURGH	.269	10	26	5	7	0	0	0	0	0	0	0	3	7	1	1	1	.345
2012	Indianapolis	.204	65	162	14	33	7	0	0	10	1	1	2	10	38	1	0	2	.257
	PITTSBURGH	.250	6	4	0	1	0	0	0	0	0	0	0	1	1	0	0	0	.400
2013	Rochester	.215	65	200	32	43	11	2	5	31	1	3	4	35	47	8	0	3	.339
	MINNESOTA	.385	6	13	2	5	1	0	1	4	0	0	0	3	3	0	0	0	.500
2014	Rochester	.252	36	111	12	28	7	1	0	11	1	1	0	12	29	5	0	1	.323
	MINNESOTA	.213	28	75	11	16	4	0	1	5	0	0	1	5	15	1	0	1	.272
2015	Rochester	.293	67	222	28	65	7	1	2	19	0	0	1	25	47	1	2	3	.367
	MINNESOTA	.227	15	22	2	5	2	0	0	2	0	0	0	5	11	0	0	1	.370
Minor League Totals		.269	647	2125	337	571	112	19	40	266	12	15	35	267	446	60	14	45	.357
National League Totals		.267	16	30	5	8	0	0	0	0	0	0	0	4	8	1	1	1	.353
American League Totals		.236	49	110	15	26	7	0	2	11	0	0	1	17	37	1	1	2	.323
Major League Totals		.243	65	140	20	34	7	0	2	11	0	0	1	17	37	2	1	3	.329

FRYER'S CAREER FIELDING RECORD								
POSITION	PCT	G	PO	A	E	TC	DP	PB
Catcher	.990	52	274	13	3	290	2	1
Outfield	—	2	0	0	0	0	0	—
Totals	.990	54	274	13	3	290	2	1



# KYLE GIBSON

**HEIGHT/WEIGHT:** 6-6/216

**BATS/THROWS:** R/R

**BORN:** 10/23/87 in Greenfield, IN

**AGE:** 27

**RESIDES:** Ft. Myers, FL

**ACQUIRED:** 1st round (22nd overall), 2009 First-Year Player Draft

**M.L. SERVICE:** 2 years, 56 days

**CONTRACT STATUS:** Signed thru 2015

**RHP 44**

2015		GAME HIGHS		CAREER	
IP: 8.0, 4x, last 9/8 at KC	Walks: 5, 4/9 at DET		IP: 8.0, 6x, last 9/8/15 at KC	Walks: 5, 2x, last 4/9/15 at DET	
SO: 9, 2x, last 9/30 at CLE	CG: 1, 9/8 at KC		SO: 9, 2x, last 9/30/15 at CLE	CG: 1, 9/8/15 at KC	
Win-Streak: 4, 6/27-7/12	Low-Hit: 6, 9/8 at KC		Win-Streak: 4, 6/27-7/12/15	Low-Hit: 6, 9/8/15 at KC	

**PERSONAL:** Kyle Benjamin Gibson...wife, Elizabeth (Straatmann)...daughter, Hayden Leigh (3/6/14)...2006 graduate of Greenfield-Central High School in Greenfield, IN...was a Louisville Slugger preseason All-American in 2006...named Hancock County Player of the Year...named Hoosier Heritage Conference Player of the Year...was a two-time Indianapolis Star All-East team selection...attended University of Missouri in Columbia, MO and was a communications major...went 28-10, 3.66 ERA (261.0 IP, 106 ER) with 61 walks, 304 strikeouts and seven complete games in 63 career games (29 starts) for the Tigers...participates annually in Twins Winter Caravan...is involved with Cheerful Givers, an association that supports helping children in need, providing gifts to disadvantaged children.

## 2015:

- Made second career Opening Day and was club's third starter.
- Posted a 20.0-inning scoreless streak April 26-May 12, tied for 10th longest in AL...posted a 19.2-scoreless inning streak September 8-19, the 14th longest in the AL...was only pitcher in baseball to post multiple scoreless inning streaks of 19.2-or-longer.
- Set season-high and tied career-high with 8.0 innings pitched May 1 vs. Chicago-AL, allowing just four hits in a Twins 1-0 victory...tied season-high 8.0 innings pitched three more times: May 24 at Chicago-AL, July 2 at Kansas City and September 8 at Kansas City.
- Went 3-1, 1.36 ERA (39.2 IP, 6 ER) with nine walks and 24 strikeouts in six May starts...the 1.36 ERA led the AL and ranked fifth best in baseball...39.2 innings pitched were tied for seventh most in the AL.
- Set career-high with nine strikeouts June 5 vs. Milwaukee (7.0 IP).
- Set career-high with four straight wins June 27-July 12, posting an ERA of 1.30 (27.2 IP, 4 ER) in that span.
- Posted a 2.85 ERA (113.2 IP, 36 ER) in 18 starts pre-All-Star break, the fourth lowest ERA for a Twins starter since 1992 (minimum 80.0 innings pitched), trailing Francisco Liriano (1.83 in 2006), Johan Santana (2.75 in 2007) and Brad Radke (2.77 in 1998).
- Pitched first career complete game September 8 at Kansas City, but was dealt the loss, allowing four runs on six hits in 8.0 innings pitched.
- Earned 10th win September 13 at Chicago-AL, pitching 7.2 scoreless innings, marking his second straight double-digit win season.
- Set single-season career-high with 32nd start September 29 at Cleveland, earning his 11th and final win with 6.0 shutout innings, while tying his season/career-high of nine strikeouts.
- Ranked fourth in baseball in groundball double plays induced (27) and ranked second on club, trailing Mike Pelfrey (29)...also ranked fourth in baseball in groundball-per-9.0 IP (1.25) and 10th in ground ball-per-fly ball percentage (2.37).
- Led Twins in innings pitched (194.2), starts (32), strikeouts (145), quality starts (17) and tied with Phil Hughes for most wins (11).
- Pitched 6.0-plus inning in 20 starts and 7.0-plus in 10 starts.
- Given Joseph W. Haynes Award for Twins Pitcher of the Year voted on by the Twin Cities Chapter of the BBWAA.

**2014:** Made first career Opening Day as the club's fifth starter...won each of first three starts becoming the first Twin since Livan Hernandez (2008) to make the Twins starting rotation and start the season with three straight victories...pitched 8.0 shutout innings April 17 vs. Toronto (Game 1), which lowered his ERA to 0.93...according to Elias Sports Bureau, since the original Washington Senators relocated to Minnesota in 1961, the only other Twins pitchers to win their first three starts of a season while posting an ERA below 1.00 were Bill Krueger in 1992 (0.75 ERA) and Francisco Liriano in 2006 (0.56 ERA)...went 37.0 innings without allowing a home run to start the season, his streak was snapped May 10 vs. Detroit by Miguel Cabrera...recorded first major league hit in fourth career at-bat June 2 at Milwaukee, singling off Matt Garza...went 4-1, 1.54 ERA (41.0 IP, 7 ER) with opponents hitting .213 (33-for-155) in first six home starts April 11-June 7...posted a 22.0 scoreless inning streak June 2-18, the fifth longest in club history for a starter (Elias); fifth longest for an AL starter in 2014...struck out season-high and set new single-game career-high with eight strikeouts June 18 at Boston; struck out eight again September 23 vs. Arizona...went 3-2, 3.16 ERA (37.0 IP,

13 ER) in six June starts...earned 10th win August 3 at Chicago-AL, allowing three runs on six hits in 7.0 innings pitched...ranked second on Twins staff in wins (13), starts (31), innings pitched (179.1) and third in strikeouts (107)...allowed just 12 home runs, tied for third fewest in the AL (minimum 170.0 innings pitched) and tied for sixth fewest in baseball...posted a 0.60 home run-per-9.0 innings pitched ratio, the seventh lowest in the AL...posted a ground ball percentage of 55.8%, the fifth highest in the AL...posted a 2.32 groundball-per-flyball ratio, the fourth highest in the AL...posted an ERA of 1.31 (96.0 IP, 14 ER) in his 13 wins and 8.10 ERA (83.1 IP, 75 ER) in his 12 losses...pitched 6.0-plus innings in 20 of his 31 starts and 7.0-plus in 13 starts.

**2013:** Participated in Twins major league spring training for the first time in his career and was optioned March 14...started the season with Triple-A Rochester...named Twins minor league Pitcher of the Week May 12 after pitching a complete game shutout May 8 at Toledo, allowing four hits, with two walks and eight strikeouts, earning the win...pitched second complete game shutout May 19 at Lehigh Valley, allowing three hits, with two walks and eight strikeouts, earning the win; had a no-hitter broken up with two outs in the eighth inning...became first Red Wings pitcher to toss two complete game shutouts in a season since Nick Blackburn in 2007...posted a 20.0-inning scoreless streak from May 14-30...went 5-0, 2.19 ERA (49.1 IP, 12 ER) with opponents batting .199 in seven starts from May 19-June 20 and was recalled by Minnesota June 25...at the time of his promotion, ranked first among International League pitchers in shutouts (2), tied for third in wins (7) and strikeouts (79), fourth in innings pitched (92.2), sixth in WHIP (1.14), and eighth in ERA (3.01)...made major league debut June 29 vs. Kansas City, allowing two runs on eight hits in 6.0 innings pitched with no walks and five strikeouts, earning the win...according to Elias, the win and five strikeouts made him just the third Twin to win his major league debut while striking out five-or-more batters, the others being Bert Blyleven in 1970 at RFK Stadium against Washington and Darrell Jackson in 1978 at Metropolitan Stadium against Detroit; they each had seven strikeouts...with the win, he became the 10th Twin to win in his debut as starter, first since Anthony Swarzak May 23, 2009 vs. Milwaukee...went 2-4, 6.53 ERA (51.0 IP, 37 ER) with 20 walks and 29 strikeouts in 10 starts for Minnesota and was optioned to Triple-A Rochester August 19...made two starts for the Red Wings, going 0-0, 1.86 ERA (9.2 IP, 2 ER) August 25-30 and was shut down for the season...ended the season with 27 starts and 154.0 innings pitched between Rochester and Minnesota...named right-handed starter on MiLB.com Twins organizational All-Star team.

**2012:** Made first start with GCL Twins July 10 vs. GCL Red Sox while on rehab assignment after recovering from "Tommy John" surgery on right elbow...transferred to Single-A Ft. Myers August 12 and made two starts, allowing two runs on six hits in 7.0 innings pitched...transferred to Triple-A Rochester August 24 and made two starts, allowing seven runs on 11 hits in 6.2 innings pitched...combined to go 0-2, 4.13 ERA (28.1 IP, 13 ER) with 26 hits allowed, six walks and 33 strikeouts in 13 games (11 starts) between three levels...pitched for Peoria Javelinas in the Arizona Fall League, going 3-2, 5.40 ERA (23.1 IP, 14 ER) with eight walks and 28 strikeouts in six starts...named Arizona Fall League Pitcher of the Week for Week 2, going 1-0, allowing six hits and one run with eight strikeouts and no walks in 5.0 innings...named to AFL's Top Prospect team and was ranked fourth best prospect in the AFL by *Baseball America*...ranked fourth best prospect and best slider in the Twins system by *Baseball America* entering the 2013 season...added to the Twins 40-man roster in November.

**2011:** Spent season at Triple-A Rochester and started 18 games...named International League Pitcher of the Week May 23-29 after going 2-0, 1.42 ERA with 18 strikeouts in 12.2 innings...selected to the All-Star Futures Game at Chase Field in Arizona, tossing 1.1 innings while giving up two hits and no runs...placed on disabled list August 2 with an injury to right arm, ending his season...had "Tommy John" surgery on right elbow September 7...ranked eighth best prospect and best slider in the Twins minor league system by *Baseball America* entering the 2012 season.

**2010:** Began season with Single-A Ft. Myers, losing first professional start April 8 at Bradenton...won next four decisions April 13-May 10, including first win April 13 at Charlotte...tossed complete game shutout, allowing one hit, April 29 at Jupiter...named Twins minor league Player of the Week May 1 after going 1-0 with one run allowed, five hits, five walks and 10 strikeouts in two starts (14.0 IP)...also earned Florida State League Pitcher of the Week honors May 3...promoted to Double-A New Britain May 11...earned the win while striking out 10 in first start with the Rock Cats May 15 at Harrisburg...won each of first three starts for the Rock Cats, including a 7.0-inning complete game May 25 vs. New Hampshire...named Twins minor league Pitcher of the Month for May, going 5-0, 1.62 ERA (39.0 IP, 7 ER) with 10 walks and 35 strikeouts in six starts between Ft. Myers and New Britain...named to the Eastern League All-Star team, representing the Eastern Division, pitching 1.0 scoreless inning...promoted to Triple-A Rochester August 12 and made three starts for the Red Wings...pitched 5.2 innings, 5.0 and 5.0 innings in those three starts...disabled for remainder of season with a left ankle sprain August 26...recipient of ninth annual Jim Rantz Award, given to Twins minor league Pitcher of the Year...ranked top prospect, as well as best slider and best change-up, in the Twins organization by *Baseball America* entering the 2011 season; also ranked 34th best prospect in baseball by *Baseball America's* top 100 pre-2011 rankings...named to MiLB.com's 2010 Twins organizational All-Star team.

**2009:** Ranked third best prospect and best slider in the Twins system by *Baseball America* entering 2010...also ranked 61st on *Baseball America's* top 100 pre-2010 rankings.

**AMATEUR CAREER:** Named to the All-Big 12 honorable mention team in 2007 and 2008 and All-Big 12 First-Team in 2009 while playing at University of Missouri...tied school record for strikeouts in a season (131) in 2009...went 11-3, 3.21 ERA (106.2 IP, 38 ER) and tossed five complete games in 2009...named *Baseball America* All-American Second-Team in 2009...ranked third best prospect in Cape Cod League by *Baseball America* in summer of 2007...named Golden Spikes Award semifinalist in 2009...named to USA Baseball Collegiate national team following the 2008 season and led team in wins (5)...earned the win for USA in 1-0 victory over Japan in the 2007 FISU World Championships gold medal game.

**PROFESSIONAL:** Selected by the Twins in the first round (22nd overall) of the 2009 First-Year Player Draft; signed by scout JR DiMercurio...originally selected by Philadelphia in the 36th round of the 2006 First-Year Player Draft, but did not sign.

# GIBSON'S PITCHING RECORD

YEAR	CLUB	W-L	ERA	G	GS	CG	SH	SV	IP	H	R	ER	HR	HB	BB	SO	WP	BK	BAA
2010	Ft. Myers	4-1	1.87	7	7	1	1	0	43.1	33	11	9	2	2	12	40	2	0	.213
	New Britain	7-5	3.68	16	16	1	0	0	93.0	91	39	38	5	4	22	77	3	0	.259
	Rochester	0-0	1.72	3	3	0	0	0	15.2	12	5	3	0	1	5	9	1	0	.214
2011	Rochester	3-8	4.81	18	18	0	0	0	95.1	109	57	51	11	1	27	91	5	0	.282
2012	GCL Twins	0-0	2.45	9	7	0	0	0	14.2	9	4	4	1	0	4	16	1	0	.176
	Ft. Myers	0-0	2.57	2	2	0	0	0	7.0	6	2	2	1	1	1	7	0	0	.231
	Rochester	0-2	9.45	2	2	0	0	0	6.2	11	7	7	1	0	1	10	0	0	.367
2013	Rochester	7-5	2.92	17	17	2	2	0	101.2	85	36	33	5	0	33	87	3	0	.227
	MINNESOTA	2-4	5.63	10	10	0	0	0	51.0	69	38	37	7	5	20	29	4	0	.327
2014	MINNESOTA	13-12	4.47	31	31	0	0	0	179.1	178	91	89	12	2	57	107	11	0	.258
2015	MINNESOTA	11-11	3.84	32	32	1	0	0	194.2	186	88	83	18	7	65	145	7	0	.252
Minor League Totals		21-21	3.51	74	72	4	3	0	377.1	356	161	147	26	9	105	337	15	0	.249
Major League Totals		26-27	4.43	73	73	1	0	0	425.0	433	217	209	37	14	142	281	22	0	.264

# GIBSON'S CAREER FIELDING RECORD

POSITION	PCT	G	PO	A	E	TC	DP	PB
Pitcher	.991	73	47	58	1	106	7	—

# GIBSON'S BATTING RECORD

BATTING	AVG	AB	R	H	2B	3B	HR	RBI	SH	SF	HB	BB	SO	SB	CS	OBP
Career	.222	9	0	2	0	0	0	0	0	0	0	0	4	0	0	.222

# GIBSON'S 2015 GAME LOGS

DATE	OPP.	W	L	SV	SVO	HLD	ERA	GS	CG	IP	H	R	ER	HR	BB	IBB	HB	SO	AVG	#PIT
4/9	@Det	0	1	0	0	0	14.73	1	0	3.2	8	6	6	1	5	0	0	0	.444	89
4/15	KC	1	0	0	0	0	6.10	1	0	6.2	9	1	1	0	0	0	1	3	.378	109
4/20	@KC	0	1	0	0	0	5.87	1	0	5.0	4	4	3	0	4	0	0	0	.333	94
4/26	@Sea	0	0	0	0	0	4.84	1	0	7.0	5	2	2	1	3	0	0	3	.295	99
April		1	2	0	0	0	4.84	4	0	22.1	26	13	12	2	12	0	1	6	.295	391
5/1	CWS	1	0	0	0	0	3.56	1	0	8.0	4	0	0	0	1	0	1	4	.259	94
5/6	Oak	1	0	0	0	0	2.97	1	0	6.0	4	0	0	0	2	0	0	1	.248	104
5/12	@Det	0	0	0	0	0	2.70	1	0	7.0	5	1	1	1	0	0	1	6	.241	105
5/17	TB	0	1	0	0	0	2.98	1	0	5.0	8	3	3	0	2	1	0	2	.255	94
5/24	@CWS	1	0	0	0	0	2.72	1	0	8.0	4	1	1	1	0	0	1	8	.242	106
5/30	Tor	0	0	0	0	0	2.61	1	0	5.2	8	2	1	1	4	1	0	3	.253	103
May		3	1	0	0	0	1.36	6	0	39.2	33	7	6	3	9	2	3	24	.228	606
6/5	Mil	0	0	0	0	0	3.00	1	0	7.0	6	5	5	3	0	0	0	9	.250	101
6/10	KC	0	1	0	0	0	3.24	1	0	6.0	5	5	4	1	2	0	0	6	.247	117
6/16	@StL	0	1	0	0	0	3.33	1	0	6.0	6	3	3	0	2	0	0	4	.249	96
6/21	ChC	0	1	0	0	0	3.35	1	0	5.0	6	2	2	1	3	1	0	6	.253	102
6/27	@Mil	1	0	0	0	0	3.30	1	0	6.2	6	2	2	0	1	0	0	3	.251	99
June		1	3	0	0	0	4.70	5	0	30.2	29	17	16	5	8	1	0	28	.248	515
7/2	@KC	1	0	0	0	0	3.04	1	0	8.0	4	0	0	0	4	0	0	7	.244	114
7/7	Bal	1	0	0	0	0	3.04	1	0	6.0	6	2	2	1	1	0	0	7	.245	108
7/12	Det	1	0	0	0	0	2.85	1	0	7.0	4	1	0	0	2	0	0	6	.241	99
7/21	@LAA	0	1	0	0	0	3.11	1	0	5.0	10	6	5	0	1	0	0	6	.252	94
7/26	NYN	0	1	0	0	0	3.41	1	0	5.1	6	6	6	1	2	0	1	4	.253	94
July		3	2	0	0	0	3.73	5	0	31.1	30	15	13	2	10	0	1	30	.256	509
8/1	Sea	0	0	0	0	0	3.37	1	0	7.0	6	2	2	1	1	0	1	4	.251	104
8/6	@Tor	0	1	0	0	0	3.78	1	0	4.2	9	8	8	1	3	1	0	4	.258	97
8/11	Tex	0	0	0	0	0	3.75	1	0	6.0	7	2	2	1	2	0	0	7	.259	106
8/17	@NYN	0	0	0	0	0	3.99	1	0	5.0	4	6	6	1	3	0	0	2	.258	108
8/22	@Bal	0	0	0	0	0	3.96	1	0	5.2	6	2	2	0	4	1	0	2	.259	101
8/28	Hou	1	0	0	0	0	3.82	1	0	5.2	4	0	0	0	3	0	0	4	.257	111
August		1	1	0	0	0	5.29	6	0	34.0	36	20	20	4	16	2	1	23	.271	627
9/3	CWS	0	0	0	0	0	3.84	1	0	6.0	5	3	3	0	0	0	0	4	.256	97
9/8	@KC	0	1	0	0	0	3.87	1	1	8.0	6	4	4	0	2	0	0	4	.253	101
9/13	@CWS	1	0	0	0	0	3.71	1	0	7.2	5	0	0	0	1	0	0	7	.251	109
9/19	LAA	0	0	0	0	0	3.73	1	0	6.1	5	3	3	0	3	1	1	5	.250	112
9/24	Cle	0	1	0	0	0	3.96	1	0	2.2	7	6	6	2	2	0	0	5	.255	64
9/30	@Cle	1	0	0	0	0	3.84	1	0	6.0	4	0	0	0	0	0	0	9	.252	104
Sept./Oct.		2	2	0	0	0	3.93	6	1	36.2	32	16	16	2	10	1	1	34	.234	587
Totals		11	11	0	0	0	3.84	32	1	194.2	186	88	83	18	65	6	7	145	.252	3235





# J.R. GRAHAM

**HEIGHT/WEIGHT:** 6-0/210

**BATS/THROWS:** R/R

**BORN:** 1/14/90 in Livermore, CA

**AGE:** 25

**RESIDES:** Livermore, CA

**ACQUIRED:** Selected in Rule 5 Draft from Atlanta, 12/11/14

**M.L. SERVICE:** 1 year

**CONTRACT STATUS:** Signed thru 2015

RHP

62

2015				GAME HIGHS		CAREER	
IP: 4.0, 6/6 at MIL		Walks: 2, 2x, last 6/26 at MIL			IP: 4.0, 6/6/15 at MIL	Walks: 2, 2x, last 6/26/15 at MIL	
SO: 4, 2x, last 7/10 vs. DET		CG: --			SO: 4, 2x, last 7/10/15 vs. DET	CG: --	
Win-Streak: 1, 8/25 at TB		Low-Hit: --			Win-Streak: 1, 8/25/15 at TB	Low-Hit: --	

**PERSONAL:** Johnathan Ryan Graham...2008 graduate of Livermore (CA) High School...attended Santa Clara University (CA) for three years from 2009-11, where he went 4-9, 4.83 ERA (123.0 IP, 66 ER) with 32 walks and 101 strikeouts in 65 games (5 starts)...was the highest player drafted from Santa Clara University (4th Round, 146th overall) since Randy Winn was selected by the Florida Marlins in 1995 (3rd round, 65th overall)...in 2011, his 0.68 walks-per-9.0 innings ranked him fourth nationally.

## 2015:

- Made Twins Opening Day roster, the first of career.
- Made major league debut April 6 at Detroit, tossing 2.0 scoreless inning of relief with two hits allowed and one walk.
- Recorded first career strikeout April 11 at Chicago-AL, fanning Alexei Ramirez.
- Made first career start June 6 vs. Milwaukee (plugging hole in rotation from postponed game), allowing one run on six hits in 4.0 innings pitched.
- Earned first major league win August 25 at Tampa Bay, allowing one run in 0.2 innings of relief.
- Placed on 15-day disabled list August 26 with right shoulder inflammation; reinstated September 11...tied for eighth among AL rookies in games (34) at time of transaction.
- Ranked sixth among AL rookie relievers in innings pitched (59.2) and eighth in baseball...ranked seventh among AL rookie relievers in strikeouts (50).

**2014:** Spent second straight season with Double-A Mississippi (Atlanta)...posted a 1.86 ERA (19.1 IP, 4 ER) in five April appearances...allowed just two home runs all season, both coming in same game June 2 at Montgomery...named Southern League midseason All-Star...placed on 7-day disabled list June 27 with right triceps tendinitis; reinstated July 19...made first 19 appearances as starter and final eight as reliever...went 1-5, 5.26 ERA (63.1 IP, 37 ER) in 19 starts and 0-0, 7.88 ERA (8.0 IP, 7 ER) in eight relief appearances...selected by the Twins in the major league phase of the Rule 5 Draft December 11...named 20th best prospect in Twins system by *Baseball America* entering 2015.

**2013:** Spent entire season with Double-A Mississippi (Atlanta)...set season-high seven strikeouts April 16 vs. Jackson...tossed 7.0 scoreless innings, allowing just four hits April 21 at Mobile, earning his only win of the season...placed on 7-day disabled list with a right shoulder strain May 14 and was shutdown for remainder of the season...named third best prospect in Braves system by *Baseball America*, entering 2014.

**2012:** Started season with Single-A Lynchburg (Atlanta)...pitched a career-high 8.0 innings May 6 vs. Myrtle Beach, allowing just one run on six hits...went 8-1, 2.53 ERA (81.2 IP, 23 ER) in 13 games pre-All-Star break and was named Carolina League Midseason All-Star...named Southern League Pitcher of the Week August 20-26, going 2-0, allowing no runs on four hits in 12.0 innings...held right-handed hitters to a .197 (63-for-320) average, while left-handers hit .273 (60-for-220)...his 12 wins tied for second most among Braves minor leaguers...combined to go 12-2, 2.80 ERA (148.0 IP, 46 ER) with 110 strikeouts and 34 walks in 26 starts between both levels...named Braves minor league Pitcher of the Year...named second best prospect in Braves system by *Baseball America* entering the 2013 season.

**2011:** Spent first professional season with Rookie Danville (Atlanta)...led the Appalachian League in ERA (1.72) and was best in Braves system...named Braves organization Pitcher of the Year...named to *Baseball America* Rookie All-Star team...named 13th best prospect in the Braves organization according to *Baseball America* entering 2012.

**PROFESSIONAL:** Braves fourth round pick in the 2011 First-Year Player Draft; signed by scout Tim Moore...originally drafted by the Oakland Athletics in the 46th round of the 2008 First-Year Player Draft, but did not sign.

GRAHAM'S PITCHING RECORD																				
YEAR	CLUB	W-L	ERA	G	GS	CG	SH	SV	IP	H	R	ER	HR	HB	BB	SO	WP	BK	BAA	
2011	Danville	5-2	1.72	13	8	0	0	0	57.2	52	15	11	0	1	13	52	4	1	.245	
2012	Lynchburg	9-1	2.63	17	17	1	0	0	102.2	88	34	30	6	2	17	68	2	0	.236	
	Mississippi	3-1	3.18	9	9	0	0	0	45.1	35	17	16	2	2	17	42	2	0	.210	
2013	Mississippi	1-3	4.04	8	8	0	0	0	35.2	39	16	16	0	0	10	28	1	0	.283	
2014	Mississippi	1-5	5.55	27	19	0	0	0	71.1	79	47	44	2	6	26	50	1	0	.289	
2015	MINNESOTA	1-1	4.95	39	1	0	0	0	63.2	73	41	35	10	4	21	53	5	1	.287	
Minor League Totals		19-12	3.37	74	61	1	0	0	312.2	293	129	117	10	11	83	240	10	1	.252	
Major League Totals		1-1	4.95	39	1	0	0	0	63.2	73	41	35	10	4	21	53	5	1	.287	

GRAHAM'S CAREER FIELDING RECORD								
POSITION	PCT	G	PO	A	E	TC	DP	PB
Pitcher	1.000	39	6	11	0	17	0	—

GRAHAM'S 2015 GAME LOGS																				
DATE	OPP.	W	L	SV	SVO	HLD	ERA	GS	CG	IP	H	R	ER	HR	BB	IBB	HB	SO	AVG	#PIT
4/6	@Det	0	0	0	0	0	0.00	0	0	2.0	2	0	0	0	1	0	0	0	.286	31
4/8	@Det	0	0	0	0	0	0.00	0	0	0.1	0	0	0	0	0	0	0	0	.250	1
4/11	@CWS	0	0	0	0	0	0.00	0	0	1.0	1	0	0	0	0	0	0	2	.250	20
4/13	KC	0	0	0	0	0	2.45	0	0	0.1	1	3	1	0	2	0	1	1	.267	24
4/19	Cle	0	0	0	0	0	3.86	0	0	1.0	2	1	1	1	1	0	0	1	.300	27
4/30	CWS	0	0	0	0	0	3.18	0	0	1.0	1	0	0	0	0	0	0	1	.292	14
April		0	0	0	0	0	3.18	0	0	5.2	7	4	2	1	4	0	1	5	.292	117
5/3	CWS	0	0	0	0	0	2.35	0	0	2.0	2	1	0	0	1	0	0	0	.281	25
5/6	Oak	0	0	0	0	0	1.86	0	0	2.0	0	0	0	0	0	0	0	1	.237	17
5/8	@Cle	0	0	0	0	0	1.69	0	0	1.0	0	0	0	0	1	0	0	1	.220	19
5/10	@Cle	0	0	0	0	0	1.54	0	0	1.0	0	0	0	0	0	0	0	0	.205	6
5/14	@Det	0	0	0	0	0	4.61	0	0	2.0	6	5	5	2	0	0	0	3	.273	42
5/17	TB	0	0	0	0	0	4.40	0	0	0.2	1	0	0	0	0	0	0	1	.276	17
5/20	@Pit	0	0	0	0	0	3.63	0	0	3.0	1	0	0	0	0	0	0	2	.254	33
5/31	Tor	0	0	0	0	0	3.10	0	0	3.0	3	1	0	0	1	0	0	4	.260	60
May		0	0	0	0	0	3.07	0	0	14.2	13	7	5	2	3	0	0	12	.245	219
6/6	Mil	0	0	0	0	0	2.96	1	0	4.0	6	1	1	1	1	0	0	3	.280	63
6/10	KC	0	0	0	0	0	2.63	0	0	3.0	3	2	0	0	0	0	0	1	.274	44
6/13	@Tex	0	0	0	0	0	3.45	0	0	1.1	3	3	3	1	1	0	0	0	.283	26
6/19	ChC	0	0	0	0	0	3.64	0	0	1.0	2	1	1	1	0	0	0	0	.291	10
6/22	CWS	0	0	0	0	0	3.41	0	0	2.0	1	0	0	0	1	0	1	1	.287	25
6/26	@Mil	0	0	0	0	0	3.21	0	0	2.0	1	0	0	0	2	0	0	3	.279	44
6/29	@Cin	0	0	0	0	0	3.03	0	0	2.0	2	0	0	0	0	0	0	2	.277	27
June		0	0	0	0	0	2.93	1	0	15.1	18	7	5	3	4	0	1	10	.300	239
7/1	@Cin	0	0	0	0	0	2.92	0	0	1.1	0	0	0	0	0	0	0	1	.270	18
7/7	Bal	0	0	0	0	0	3.08	0	0	1.0	1	1	1	0	1	0	0	1	.269	15
7/10	Det	0	0	0	0	0	2.85	0	0	3.0	2	0	0	0	0	0	0	4	.265	44
7/19	@Oak	0	0	0	0	0	3.53	0	0	2.1	5	4	4	1	0	0	1	1	.274	41
7/26	NYN	0	0	0	0	0	3.38	0	0	2.0	0	0	0	0	0	0	0	3	.264	29
7/29	Pit	0	0	0	0	0	3.64	0	0	1.2	3	2	2	0	0	0	0	0	.269	29
7/31	Sea	0	0	0	0	0	3.86	0	0	2.0	1	2	2	1	1	0	0	2	.265	25
July		0	0	0	0	0	6.08	0	0	13.1	12	9	9	2	2	0	1	12	.231	201
8/5	@Tor	0	0	0	0	0	4.21	0	0	2.1	2	3	3	1	1	0	0	3	.261	39
8/8	@Cle	0	0	0	0	0	4.19	0	0	2.1	2	1	1	0	1	0	0	1	.261	46
8/14	Cle	0	0	0	0	0	4.50	0	0	2.1	5	3	3	0	1	0	0	2	.269	41
8/18	@NYN	0	1	0	1	0	5.05	0	0	1.0	5	4	4	1	0	0	0	1	.283	21
8/23	@Bal	0	0	0	0	0	5.05	0	0	0.0	1	0	0	0	0	0	0	0	.286	5
8/25	@TB	1	0	0	0	0	5.15	0	0	0.2	1	1	1	0	1	0	1	1	.287	20
August		1	1	0	1	0	12.46	0	0	8.2	16	12	12	2	4	0	1	8	.390	172
9/12	@CWS	0	0	0	0	0	5.09	0	0	0.2	0	0	0	0	0	0	0	0	.284	5
9/17	LAA	0	0	0	0	0	5.07	0	0	2.0	2	1	1	0	1	0	0	3	.283	42
9/24	Cle	0	0	0	0	0	4.99	0	0	1.0	0	0	0	0	0	0	0	2	.280	15
9/30	@Cle	0	0	0	0	0	5.05	0	0	1.0	2	1	1	0	0	0	0	0	.283	16
10/4	KC	0	0	0	0	0	4.95	0	0	1.1	3	0	0	0	2	0	0	1	.287	45
Sept./Oct.		0	0	0	0	0	3.00	0	0	6.0	7	2	2	0	4	0	0	6	.292	123
Totals		1	1	0	1	0	4.95	1	0	63.2	73	41	35	10	21	0	4	53	.287	1071



# CHRIS HERRMANN

**HEIGHT/WEIGHT:** 6-0/198  
**BATS/THROWS:** L/R  
**BORN:** 11/24/87 in Tomball, TX  
**AGE:** 27  
**RESIDES:** Ft. Myers, FL  
**ACQUIRED:** 6th round, 2009 First-Year Player Draft  
**M.L. SERVICE:** 2 years, 1 day  
**CONTRACT STATUS:** Signed thru 2015

C/OF

12

2015		GAME HIGHS		CAREER	
Hits: 2, 2x, last 8/26 at TB	HR: 1, 2x, last 8/15 vs. CLE		Hits: 3, 4x, last 9/27/14 at DET	HR: 1, 6x, last 8/15/15 vs. CLE	
RBI: 2, 4/30 vs. CWS	Grand Slam: --		RBI: 4, 7/23/13 at LAA	Grand Slam: 1, 7/23/13 at LAA	
Hit-Streak: 3, 2x, last 8/13-19	SB: --		Hit-Streak: 3, 4x, last 8/13-19/15	SB: 1, 9/27/14 at DET	

**PERSONAL:** Christopher Ryan Herrmann...wife, Shelby...2006 graduate of Tomball (TX) High School where he was unanimously named as 17-5A First-Team All-District second baseman...attended Alvin (TX) Community College for one season in 2008, hitting .442 (68-for-154) in 44 games...transferred to the University of Miami as a junior and majored in sociology...hit .341 (73-for-214) with 13 doubles, nine home runs, 44 RBI and 59 runs scored in 60 games for the Hurricanes in 2009.

## 2015:

- Played in fifth spring training and made Twins Opening Day roster for first time in career as club's back-up catcher.
- Hit first career triple April 11 at Chicago-AL, off Jeff Samardzija.
- Hit .156 (10-for-64) with three doubles, one triple, one home run and eight RBI in 25 games and was optioned to Triple-A Rochester July 7.
- Hit .260 (19-for-73) in 23 games for Rochester, including a six-game hit-streak July 31-August 5 and was recalled by Minnesota August 7.
- Played career-high 38 games at catcher (32 starts) for the Twins, as well as two games in right field and two at first base.

**2014:** Played in fourth spring training before being optioned to Triple-A Rochester March 24...played two games for the Red Wings and was recalled April 7 when Jason Bartlett was placed on 15-day DL...optioned to Rochester May 8; recalled May 20 and optioned again May 25...placed on 7-day disabled list with right wrist sprain May 31-June 12...recalled July 7 and optioned back to Rochester July 18...placed on 7-day disabled list with right thumb contusion July 22, an injury he suffered July 19 at Norwich, taking a foul ball playing catcher...played in 27 more games with Red Wings, hitting .291 (25-for-86), including a .351 (20-for-57) average in his final 16...recalled September 2 and spent rest of season with Twins...stole first career base September 27 at Detroit off Alex Avila and Kyle Lobstein...hit .318 (7-for-22) with three doubles, three RBI and three runs scored in final six games.

**2013:** Participated in Twins major league spring training and was optioned March 11...started the season with Triple-A Rochester...went 4-for-6 with three RBI April 24 at Syracuse...hit safely in season-high 10 straight games May 23-June 20...was recalled by Minnesota in the middle of the streak on May 27...appeared in seven games and was optioned back June 14...recalled by Minnesota July 14...went 3-for-5 with a home run and career-high four RBI July 23 at Los Angeles-AL, which included a 10th inning grand slam — the first of three for the Twins on the season...appeared in 27 games (23 starts) at catcher and 24 games (15 starts) in the outfield.

**2012:** Was an invite to Twins spring training for the second straight season...started season with Double-A New Britain...named Twins minor league Player of the Week May 25, batting .450 (9-for-20) with three doubles, one home run, three RBI and six runs scored...named to Eastern League All-Star team; was the East team's back-up catcher and went 0-for-2...had contract selected by Twins September 14...made major league debut September 16 vs. Chicago-AL as a defensive replacement and later grounded out in first at-bat...recorded first major league RBI, grounding out September 19 at Cleveland...recorded first major league hit, singling off Cody Eppley in the ninth inning September 26 vs. New York-AL...ranked second in the Twins entire organization in runs scored (91), sixth in at-bats (508), seventh in walks (59) and eighth in hits (136)...ranked as best defensive catcher in the Twins organization by *Baseball America* entering the 2013 season...played for Peoria Javelinas in the Arizona Fall League, playing in just three games before leaving due to inflammation in left shoulder; batted .500 (5-for-10) with one double and two walks.

**2011:** Was an invite to Twins spring training for the first time in his career...started season with Single-A Ft. Myers and hit safely in 14 of first 15 games, batting .362 (21-for-58) in that span...struck out just six times in 106 plate appearances (87 at-bats) at Ft. Myers...promoted to Double-A New Britain May 4...led Rock Cats in games caught with 60...played 23 games in outfield...named catcher on MiLB.com's Twins organizational All-Star team...led Twins full season minor leaguers in walks with 79 between both levels...played for Mesa Solar Sox in the Arizona Fall League, batting .380 (19-for-50) with six doubles, two home runs and nine RBI in 15 games...ranked 14th best prospect in Twins organization by *Baseball America* entering 2012.

**2010:** Spent entire season with Single-A Ft. Myers...finished season fourth on team in doubles (17) and games played (107), and ranked fifth in on-base percentage (.310) and RBI (30)...caught 42 games for Miracle, throwing out 21 of 59 (36%) baserunners...also made 11 appearances in centerfield and 52 in leftfield...named to Florida State League Midseason All-Star team.

**2009:** Began professional career with Rookie Elizabethton after signing June 19...had 10-game hit-streak, batting .439 (18-for-41) with 13 runs, two homers, four RBI, five walks and four doubles July 7-16...finished fourth in Appalachian League in runs scored (45).

**AMATEUR CAREER:** Attended Alvin Community College where he was named to the NJCAA Division I All-American team in 2008...named to the JUCO World Series All-Tournament team...honored with the NJCAA Rawlings Big Stick award...transferred to the University of Miami...finished junior year at Miami with team-best .341 batting average...ranked as one of the top hitters in ACC the second half of 2009, hitting .398 over UM's last 30 games...led the 'Canes in batting average, runs scored (.59) and on-base percentage (.458) while ranking second in both hits (73) and walks (41)...named NCBWA Pro-Line Athletic National Player of the Week and Atlantic Coast Conference Player of the Week after hitting .769 (10-for-13) with two homers, eight RBI and eight runs in a three-game series sweep at Wake Forest May 14-16.

**PROFESSIONAL:** Selected by the Twins in the sixth round of the 2009 First-Year Player Draft; signed by scout Hector Otero...originally selected by Baltimore in the 10th round of the 2008 First-Year Player Draft, but did not sign.

HERRMANN'S BATTING RECORD																			
YEAR	CLUB	AVG	G	AB	R	H	2B	3B	HR	RBI	SH	SF	HB	BB	SO	SB	CS	E	OBP
2009	Elizabethton	.297	59	236	45	70	14	1	7	30	1	2	5	33	40	2	2	2	.391
2010	Ft. Myers	.219	107	356	34	78	17	3	2	30	2	2	7	41	74	3	2	5	.310
2011	Ft. Myers	.310	24	87	14	27	5	1	1	16	2	2	0	15	6	1	0	1	.404
	New Britain	.258	97	337	53	87	14	5	7	46	3	0	2	64	68	9	3	7	.380
2012	New Britain	.276	127	490	91	135	25	1	10	61	1	6	1	58	89	2	1	4	.350
	MINNESOTA	.056	7	18	0	1	0	0	0	1	0	0	0	1	5	0	0	0	.105
2013	Rochester	.227	69	247	31	56	9	3	2	22	2	1	1	24	61	3	2	3	.297
	MINNESOTA	.204	57	157	16	32	7	0	4	18	3	0	0	18	49	0	1	2	.286
2014	Rochester	.304	60	204	31	62	18	4	5	26	0	1	2	21	45	4	1	3	.373
	MINNESOTA	.213	33	75	8	16	3	0	0	4	0	0	0	4	17	1	0	1	.253
2015	Rochester	.260	23	73	9	19	3	0	1	6	0	2	2	11	13	3	0	2	.364
	MINNESOTA	.146	45	103	13	15	5	1	2	10	1	0	2	7	37	0	0	3	.214
Minor League Totals		.263	566	2030	308	534	105	18	35	237	16	11	20	267	396	27	11	27	.352
Major League Totals		.181	142	353	37	64	15	1	6	33	4	0	2	30	108	1	1	6	.249

HERRMANN'S CAREER FIELDING RECORD								
POSITION	PCT	G	PO	A	E	TC	DP	PB
Outfield	.985	52	62	3	1	66	2	—
First Base	1.000	2	3	1	0	4	2	—
Catcher	.987	69	351	28	5	384	3	1
Totals	.980	123	416	32	6	454	7	1

TWINS MILESTONE WINS				
WIN	DATE	OPPONENT	SCORE	WINNING PITCHER
1	April 11, 1961	at New York-AL	6-0	Pedro Ramos
500	August 23, 1966	at Washington	7-0	Jim Kaat
1,000	July 12, 1972	vs. Milwaukee	7-1	Bert Blyleven
1,500	August 17, 1978	vs. Kansas City	6-5	Roger Erickson
2,000	September 25, 1985	at Texas	5-1	Bert Blyleven
2,500	September 28, 1991	at Toronto	5-0	Jack Morris
3,000	May 4, 1999	vs. New York-AL	8-4	Mike Lincoln
3,500	May 7, 2005	at Tampa Bay	8-1	Kyle Lohse
4,000	September 12, 2010	at Cleveland	6-2	Kevin Slowey



# AARON HICKS

**HEIGHT/WEIGHT:** 6-2/210

**BATS/THROWS:** S/R

**BORN:** 10/2/89 in Long Beach, CA

**AGE:** 25

**RESIDES:** Long Beach, CA

**ACQUIRED:** 1st round (14th overall), 2008 First-Year Player Draft

**M.L. SERVICE:** 2 years, 41 days

**CONTRACT STATUS:** Signed thru 2015

OF **32**

2015		GAME HIGHS		CAREER	
Hits: 4, 8/12 vs. TEX	HR: 1, 11x, last 9/17 vs. LAA		Hits: 4, 2x, last 8/12/15 vs. TEX	HR: 2, 5/13/13 vs. CWS	
RBI: 3, 7/28 vs. PIT	Grand Slam: --		RBI: 3, 3x, last 7/28/15 vs. PIT	Grand Slam: --	
Hit-Streak: 6, 7/24-30	SB: 1, 13x, last 9/26 at DET		Hit-Streak: 6, 7/24-30/15	SB: 1, 26x, last 9/26/15 at DET	

**PERSONAL:** Aaron Michael Hicks...2008 graduate of Woodrow Wilson High School in Long Beach, CA...hit .407 (114-for-280) with 24 doubles, 10 triples and six home runs in 97 career games; also pitched, going 11-2, 1.11 ERA (94.1 IP, 15 ER) with 144 strikeouts in 13 starts...played in the 2007 AFLAC All-American High School Baseball Classic...named to the *Baseball America* All-American Second-Team in 2008...is a product of Major League Baseball's Urban Youth Academy in Compton, CA...was former standout golfer growing up...designates time and effort participating in charity golf tournaments.

## 2015:

- Played in Twins spring training and was optioned to Triple-A Rochester March 28.
- Hit .336 (36-for-107) with 10 doubles, four triples, two home runs, 14 RBI and 21 runs scored in 27 games for the Red Wings.
- Recalled from Rochester May 12 when Shane Robinson was placed on Family Emergency List.
- Placed on 15-day disabled list June 14 with a right forearm strain.
- Played six games on rehab assignment and returned from rehab and reinstated from DL July 3.
- Recorded multiple hits in five straight games July 25-30, including three hits in two straight July 29-30.
- Hit .346 (27-for-78) with two doubles, two triples, four home runs, 16 RBI, 15 runs scored, 11 walks a .424 on-base percentage in 23 July games...ranked 11th in the AL in average for the month.
- Hit first career leadoff home run August 12 vs. Texas, off Nick Martinez.
- Tied career-high with four hits with one home run, two RBI and four runs scored August 12 vs. Texas.
- Placed on 15-day disabled list August 19 with a left hamstring strain, an injury he suffered running to first base to beat out a ground ball earlier that day at New York-AL; returned from rehab assignment and reinstated from DL September 4.
- Reached safely in career-high 13 straight September 4-17, posting a .344 on-base percentage in that span.
- Hit .307 (31-for-101) as right-handed batter and .235 (59-for-251) as left-handed batter.
- Tied for 11th in the AL in outfield assists (9) and second on club, trailing Eddie Rosario (16)...played 88 games in centerfield (87 starts), 16 in right field (4 starts) and four in left field (all starts)...posted a .996 fielding percentage (254 total chances, 1 error).
- Given Charles O. Johnson Award for Most Improved Twin voted on by the Twin Cities Chapter of the BBWAA.

**2014:** Made Twins Opening Day roster for second consecutive season and was Opening Day centerfielder, batting eighth March 31 at Chicago-AL, going 2-for-3 with a double...hit three-run home run April 24 at Tampa Bay, the first three-run homer of his career...placed on 7-day disabled list May 2 with concussion-like symptoms, after crashing into the centerfield wall the previous night against Los Angeles-NL; reinstated May 9...placed on 15-day disabled list June 13 with right shoulder strain, an injury he suffered diving for a ball June 7 vs. Houston; went on rehab assignment with Double-A New Britain, was reinstated from DL and stayed at New Britain, getting optioned directly there...hit second career minor league grand slam July 20 at Reading...hit .297 (44-for-148) in 43 games for the Rock Cats, including a .347 (35-for-101) batting average in July...transferred to Triple-A Rochester August 5...hit first career Triple-A home run August 14 at Indianapolis (24th career Triple-A game)...recalled September 2...hit second career walk-off hit September 16 vs. Detroit, an infield single off Joe Nathan giving the Twins a 4-3 win.

**2013:** Participated in his first Twins major league spring training and made the Twins Opening Day roster for the first time in career, leading off and playing centerfield April 3 vs. Detroit, going 0-for-4 with a walk...became the fourth different Twin to make his major league debut as the Opening Day leadoff hitter, joining Sergio Ferrer April 5, 1974; Hosken Powell April 5, 1978; and Jim Eisenreich April 6, 1982...recorded first major league hit and RBI April 4 vs. Detroit, hitting a two-run single in the eighth inning off Brayan Villarreal...recorded first career extra-base hit with a double April 27 vs. Texas...reached base safely in 10 straight games April 15-28...recorded first multi-homer game May 13 vs. Chicago-AL...



according to Elias, he became the first Twins rookie to homer in back-to-back plate appearances in one game since Corey Koskie went deep in consecutive trips April 15, 1999 at Tiger Stadium...had first career three-hit game May 22 at Atlanta...homered in consecutive games May 28 and 30 vs. Milwaukee...placed on the 15-day disabled list June 10 with a left hamstring strain...played six games on rehab assignment with Triple-A Rochester and reinstated July 2...hit .400 (10-for-25) with eight runs scored in first seven games back from the DL, including first career four-hit game July 8 at Tampa Bay...optioned to Triple-A Rochester August 1...at time of option led AL rookies in runs (37) and tied for first in stolen bases (9)...had nine outfield assists, which ranked first among all AL players...placed on 7-day disabled list August 13 with a right heel bruise, reinstated August 20...despite playing 81 games, still finished tied for first among AL rookies in outfield assists (9), which also led the club...also, among AL rookies, was tied for fifth in home runs (8), tied for sixth in walks (24), eighth in runs scored (37) and tied for 10th in doubles (11).

**2012:** Spent entire season with Double-A New Britain...named Twins minor league Player of the Week July 6, batting .381 (8-for-21) with one double, one home run, two RBI and six runs scored in six games...set New Britain single-season record in runs scored (100) and triples (11)...led Eastern League in runs scored, triples and walks (79)...had season-high five hits July 25 vs. Binghamton...recorded 33 multi-hit games...batted .318 (35-for-110) with a .433 on-base percentage in 30 July games and .319 (36-for-113) with a .402 on-base percentage in 28 August games...ranked first among Twins minor leaguers in runs scored and stolen bases (32), second in triples (11) and walks (79), fourth in total bases (217), and fifth in hits (135)...named to Eastern League Postseason All-Star team...named outfielder on MiLB.com Twins organizational All-Star team...ranked eighth best prospect in Eastern League by *Baseball America* and named to *Baseball America* Double-A All-Star team...ranked fifth best prospect, best strike-zone discipline, best defensive outfielder and best outfield arm in the Twins system by *Baseball America* entering the 2013 season...added to Twins 40-man roster in November...played for the Bravos de Margarita in the Venezuelan Winter League, batting .204 (11-for-54) in 16 games.

**2011:** Spent entire season with Single-A Ft. Myers...ranked fourth best prospect, best defensive outfielder and best outfield arm in the Twins system by *Baseball America*...rated best outfield arm in the Florida State League by *Baseball America*...ranked 18th best prospect in Midwest League by *Baseball America*...played for Mesa Solar Sox in the Arizona Fall League, batting .294 (30-for-102) with 25 runs, eight doubles, five triples, three home runs, 21 RBI and 18 walks in 30 games.

**2010:** Spent entire season in Single-A Beloit...led team in on-base percentage (.401) and stolen bases (21)...finished second in doubles (27) and triples (6), and third in games played (115) and at-bats (423)...named to 2010 Midwest League All-Star Game...named Twins minor league Player of the Week September 3...ranked fifth best prospect in Midwest League by *Baseball America*...ranked second best prospect, best strike-zone discipline, best defensive outfielder and best outfield arm in the Twins system by *Baseball America*...named honorable mention on MiLB.com's Twins organizational All-Star team.

**2009:** Finished third on Single-A Beloit in walks (40)...ranked best prospect in Midwest League by *Baseball America*...ranked top prospect, best strike-zone discipline, best athlete, best defensive outfielder and best outfield arm in the Twins system by *Baseball America* entering 2010.

**2008:** Led GCL Twins in hits (55), home runs (4), RBI (27), walks (28) and stolen bases (12), and ranked eighth in GCL in average (.318)...named Twins minor league Player of the Week July 25-August, batting .400 with one home run, four runs scored and four RBI...named Rookie Level All-Star by *Baseball America*...named top ranked prospect in GCL by *Baseball America*...named GCL Postseason All-Star...ranked top prospect, best strike-zone discipline, best athlete, best defensive outfielder and best outfield arm in the Twins system by *Baseball America* entering the 2009 season.

**PROFESSIONAL:** Selected by the Twins in the first round (14th overall) of the 2008 First-Year Player Draft; signed by scout John Leavitt.

HICKS' BATTING RECORD																			
YEAR	CLUB	AVG	G	AB	R	H	2B	3B	HR	RBI	SH	SF	HB	BB	SO	SB	CS	E	OBP
2008	GCL Twins	.318	45	173	32	55	10	4	4	27	1	2	0	28	32	12	2	2	.409
2009	Beloit	.251	67	251	43	63	15	3	4	29	2	3	1	40	55	10	8	7	.353
2010	Beloit	.279	115	423	86	118	27	6	8	49	4	3	0	88	112	21	11	6	.401
2011	Ft. Myers	.242	122	443	79	107	31	5	5	38	3	3	1	78	110	17	9	8	.354
2012	New Britain	.286	129	472	100	135	21	11	13	61	3	8	1	79	116	32	11	8	.384
2013	Rochester	.222	22	72	7	16	4	2	0	5	0	0	0	10	21	1	0	0	.317
	MINNESOTA	.192	81	281	37	54	11	3	8	27	4	2	2	24	84	9	3	0	.259
2014	New Britain	.297	43	148	30	44	11	1	4	21	0	2	0	28	27	2	3	2	.404
	Rochester	.278	24	72	9	20	5	0	1	8	1	2	0	9	13	1	1	0	.349
	MINNESOTA	.215	69	186	22	40	8	0	1	18	2	1	0	36	56	4	3	2	.341
2015	Rochester	.342	38	149	26	51	13	4	3	20	0	2	0	17	30	2	1	0	.405
	MINNESOTA	.256	97	352	48	90	11	3	11	33	2	0	2	34	66	13	3	1	.323
	Minor League Totals	.276	605	2203	412	609	137	36	42	258	14	25	3	377	516	98	46	33	.379
	Major League Totals	.225	247	819	107	184	30	6	20	78	6	5	4	94	206	26	9	3	.306

HICKS' CAREER FIELDING RECORD								
POSITION	PCT	G	PO	A	E	TC	DP	PB
Outfield	.995	243	632	22	3	657	6	—



# PHIL HUGHES

**HEIGHT/WEIGHT:** 6-5/250

**BATS/THROWS:** R/R

**BORN:** 6/24/86 in Mission Viejo, CA

**AGE:** 29

**RESIDES:** Tustin, CA

**ACQUIRED:** Signed as free agent, 12/5/13

**M.L. SERVICE:** 8 years, 113 days

**CONTRACT STATUS:** Signed thru 2019

RHP

45

2015		GAME HIGHS		CAREER	
IP: 8.0, 3x, last 6/24 vs CWS	Walks: 2, 2x, last 8/4 at TOR		IP: 9.0, 6/3/12 at DET	Walks: 5, 6x, last 6/12/13 at OAK	
SO: 9, 4/24 at SEA	CG: 1, 4/24 at DET		SO: 11, 9/13/14 at CWS	CG: 4, last 4/24/15 at DET	
Win-Streak: 6, 6/19-7/30	Low-Hit: 6, 4/24 at DET		Win-Streak: 9, 8/14/09-5/12/10	Low-Hit: 4, 6/3/12 at DET	

**PERSONAL:** Philip Joseph Hughes...2004 graduate from Foothill High School in Santa Ana, CA, where he owns the school record for most career wins (23) and ranks third in school history with 182 strikeouts...named the 2004 Most Valuable Player with a 9-1 record and a 0.69 ERA...was honored as a pre-season All-American prior to his junior year and set school single-season records with 12 wins and a 0.64 ERA that season...tossed a perfect game on April 8, 2004 in a 9-0 win over Laguna Hills...named to the Los Angeles Times' 2004 All-Star team...prior to being drafted, was named by *Baseball America* as the top right-handed pitcher in the Orange County region...was primarily a third baseman until his sophomore year of high school...received the 2010 Ben Epstein-Dan Castellano "Good Guy" Award from the New York chapter of the BBWAA...participates annually in Twins Winter Caravan.

## 2015:

- ✦ Made first career Opening Day start April 6 at Detroit, allowing four runs on eight hits in 6.0 innings pitched with one walk and six strikeouts and was issued the loss.
- ✦ Surpassed 1,000 career innings pitched April 12 at Chicago-AL.
- ✦ Pitched fourth career complete game and first of season April 24 at Seattle, allowing two runs in 8.0 innings with a season-high nine strikeouts.
- ✦ Earned first win of season May 4 vs. Oakland, allowing five runs on nine hits in 6.0 innings pitched, snapping a four-game losing streak.
- ✦ Recorded four-game winning streak May 4-27, tied for fourth longest streak of career.
- ✦ Recorded 900th career strikeout June 24 vs. Chicago-AL, fanning Jose Abreu in the sixth inning.
- ✦ Pitched 40.2 innings in June (6 starts), tied for seventh most in the AL and tied for ninth most in baseball.
- ✦ Won 10th game July 30 vs. Seattle, marking the fourth time in his career to reach double-digit victories and first time in consecutive seasons.
- ✦ Posted six-game win-streak June 19-July 30, tied for second longest of career; longest win-streak for Twin since 2010.
- ✦ Placed on 15-day disabled list August 14 with lower back inflammation; reinstated September 15 and made two starts and two relief appearances to end his season.
- ✦ Set single-season career-high in home runs allowed (29), tied for most in the AL.
- ✦ Led baseball in fewest walks (16) among pitchers with a minimum of 150.0 innings pitched.
- ✦ Ranked best control in AL in *Baseball America's* annual tools survey.

**2014:** Began first season with Twins and made Twins debut April 3 at Chicago-AL, allowing four runs on seven hits in 5.0 innings pitched with one walk and seven strikeouts (ND)...earned first victory as Twin April 20 at Kansas City, allowing three runs on nine hits in 6.0 innings pitched...won six consecutive decisions April 20-June 1, posting an ERA of 1.99 (54.1 IP, 12 ER) in that span...made return to New York-AL June 1, setting a season-high with 8.0 innings pitched, allowing two runs on three hits, earning the win...walked Alcides Escobar on a full count in the second inning April 20 at Kansas City, his final walk before going 178 batters-faced without allowing a walk until Brian McCann's base on balls in the second inning June 1 at New York-AL...according to Elias Sports Bureau, it marked the second longest such streak in Twins history, trailing only Brad Radke's 191 consecutive in 2005...posted a 1.62 ERA (33.1 IP, 6 ER) in five May starts, the second best ERA in baseball during the month...posted a streak of 106 plate appearances between walks from June 1-June 22...pitched first complete game of season and third of career June 17 at Boston, allowing two runs on eight hits but was dealt the loss...pitched 41.2 innings in June, the fifth most in the AL for the month...most innings in one month for a Twin since Scott Baker tossed 44.0 in June of 2011...earned 10th win July 13 at Colorado, marking the third time in his career with double-digit wins; second time in his career with double-digit wins prior to All-Star break; first was 2010 when he had 11 wins...earned 15th win September 1 at Baltimore, allowing three runs (0 earned) on five hits in 8.0 innings pitched; joined Rick Porcello, Max Scherzer and Jered Weaver—each also with 15—for the most in the AL at the time...set single-game career-high with 11 strikeouts September 13 at Chicago-AL; the first time since July 18, 2012 that a Twin struck out 10-plus in a game, when Francisco Liriano did it against Baltimore...pitched 7.0 innings in that start, setting a new single-season career-high in innings, giving him 194.2 at the time, passing his previous high of 191.1 in 2012 with New York-AL...pitched 7.0-plus innings in each of final nine starts August 10-September 24...surpassed 200.0 innings pitched September 19 vs.

Cleveland; finished with 209.2 innings pitched, 10th most in AL...became 25th different Twin to reach 200.0 innings and first since Carl Pavano (222.0) in 2011...his 16 walks were the fewest in club history for a 200.0-inning pitcher...set MLB record for highest strikeout-to-walk ratio at 11.63...became the sixth pitcher (7th time) in baseball history to reach 200.0 innings pitched and less than 20 walks, first since Cliff Lee in 2010 (212.1 IP and 18 walks)...won 16th and final game September 24 vs. Arizona...according to Elias, became the fourth pitcher in major league history to follow a season with four-or-fewer wins with 16-plus wins the following season (minimum 25 starts); Frank Mountain (4-21 in 1882, 26-33 in 1883), Jerry Koonsman (3-15 in 1978, 20-13 in 1979) and Matt Keough (2-17 in 1979, 16-13 in 1980); Koonsman similar to Hughes: three wins in 1978 for New York-NL then won 20 in 1979 with Minnesota...finished the year with 16 wins and just 16 walks allowed...according to Elias, just three pitchers in the modern era registered as many or more wins as walks while winning at least 15 games: Christy Mathewson did it twice (25 wins, 21 walks in 1913 and 24 wins, 23 walks in 1914) and Slim Sallee (21 wins, 20 walks in 1919)...pitched 6.0-plus innings in 26 of 32 starts and 7.0-plus in 19 starts...one of five pitchers in AL with 19 7.0-plus games (David Price - 26, Felix Hernandez - 24, Corey Kluber - 21, Jon Lester - 19)...Twins went 20-12 in his starts...ranked third best control in AL in *Baseball America's* annual tools survey, behind David Price and Hisashi Iwakuma...given the Calvin R. Griffith Award for Most Valuable Twin and the Joseph W. Haynes Award for Twins Pitcher of the Year, both awards won on by the Twin Cities Chapter of the BBWAA...restructured and signed a new five-year contract extension December 22, covering 2015-19.

**2013:** Did not appear in official spring training game after experiencing upper back stiffness following the Yankees workout February 18 at Steinbrenner Field in Tampa, and later diagnosed with a bulging disc...threw for the first time on flat ground March 3...threw simulated game March 18 and faced minor league hitters on March 22 at the Yankees minor league complex...pitched in an extended spring training game April 1...placed on 15-day disabled list March 31 (retro March 22) with right upper back thoracic injury; missed four games and was reinstated prior to start April 6 at Detroit...pitched 8.0 shutout innings May 4 vs. Oakland, allowing four hits, two walks and nine strikeouts; tossed a season-high 118 pitches, his most since June 3, 2012 at Detroit (123 pitches)...gave up a home run to Jarrod Dyson in the second inning May 10 at Kansas City, snapping a 23.2 homerless inning streak dating back to the sixth inning April 18 vs. Arizona, 0.2 innings shy of career-high of 24.1...lasted just 0.2 innings pitched May 15 vs. Seattle, the shortest outing of career...posted a record of 0-7, 5.63 ERA (54.1 IP, 34 ER) in final 13 starts July 8-September 25, marking the longest losing streak of career...posted a 0.70 groundball to flyball ratio, the second-lowest among all starters in baseball.

**2012:** Started the season as the Yankees third starter...went 1-4 in April, followed by 15-9, 3.77 ERA (169.2 IP, 71 ER) over final 27 starts since May 6; only Jered Weaver (16) had more wins in the AL over that span...tossed second career complete game June 3 at Detroit...made 100th career start September 13 at Boston; according to Elias, he became fifth pitcher to reach the plateau with the Yankees after being selected by the team in the First-Year Player Draft, joining Stan Bahnsen, Doc Medich, Ron Guidry and Andy Pettitte...struck out four batters in the fourth inning September 20 vs. Toronto (Hechavarria reached on a passed ball), becoming the second pitcher in franchise history to fan four batters in a single inning (A.J. Burnett June 24, 2011)...made two postseason starts for the Yankees (ALDS Game 4 vs. Baltimore and ALCS Game 3 at Detroit), going 0-1, 1.86 ERA (9.2 IP, 2 ER)...removed from ALCS Game 3 with a stiff back after 3.0 innings...tied Hiroki Kuroda for the most wins (16) on the staff and ranked second in starts (32) to Kuroda...recorded a decision in 29 of 32 starts, tied for most decisions among major league pitchers (Gio Gonzalez, Matt Harrison and Clayton Richard)...tied for second in majors in home runs allowed (35)...allowed 22 home runs at home, the most in baseball and most in a single season in franchise history...went 11-4, 3.74 ERA (98.2 IP, 41 ER) in 16 starts at Yankee Stadium, tied for the most home victories in baseball...walked two-or-fewer batters in 28 of 32 starts...posted a 2.16 walks-per-9.0 IP ratio, eighth-lowest in the AL.

**2011:** Started the season as the Yankees third starter...placed on 15-day disabled list with right shoulder inflammation April 15, transferred to 60-day DL May 25...pitched in three rehab starts with Single-A Staten Island and Double-A Trenton...missed 84 Yankee games before being reinstated July 6...pitched first career shutout in his rain-shortened start August 2 at Chicago-AL, allowing three hits and no walks in 6.0 innings...made first relief appearance of season August 7 at Boston; first relief appearance since October 2, 2010 at Boston...made two relief appearances in the ALDS vs. Detroit, tossing 2.1 scoreless innings.

**2010:** Began season as Yankees fifth starter...made two starts in extended spring training while remaining on the Yankees 25-man active roster...allowed just 10 hits in first four starts of the season (25.0 IP) and 17 in first five starts (32.0 IP); according to Elias, became the first major league pitcher since the Yankees David Cone in 1999 to allow less hits-to-innings pitched in four of first five starts of a season...carried a no-hitter through 7.0 innings April 21 at Oakland, allowing one run on one hit in 7.1 innings with 10 strikeouts...won first five decisions to start the season, the youngest Yankees starter to begin a season 5-0 since Whitey Ford in 1950 (9-0)...posted a 1.38 ERA in first six starts; according to Elias, he became the first Yankee with at least five wins and a sub-1.50 ERA through his first six starts since Bob Turley in 1958 (6-0, 0.83 ERA)...joined Andy Pettitte at 5-0 to start the season, marking just the fourth time in the previous 50 years that two Yankees starters each won their first five decisions in a season; also occurred in 2004 (Kevin Brown and Orlando Hernandez), 2003 (Mike Mussina and David Wells) and 1980 (Ron Guidry and Tommy John), according to Elias...named to first career AL All-Star team (named from player ballot); according to Elias, became the third-youngest pitcher to represent the Yankees in an All-Star Game (1956-Johnny Kucks, age 22; and 1965-Mel Stottlemyre, age 23)...allowed two runs on two hits in 0.1 innings and charged with the loss in the 3-1 NL victory, becoming the first Yankee to take the loss in the an All-Star Game since Tommy John in 1980...made 50th career start August 14 at Kansas City; according to Elias, he became the youngest Yankee to make his 50th career start since Al Downing (at 24 years, 51 days) in 1964...earned 16th win August 31 vs. Oakland, joining CC Sabathia (18-5) to give the Yankees two pitchers each with 16 wins prior to September 1 for the first time since 1998 (David Cone-18 and David Wells-16)...made three Postseason starts, going 1-2, 6.32 ERA (15.2 IP, 11 ER)...threw 7.0 scoreless innings in first career postseason start in Game 3 of the ALDS on September 9 vs. Minnesota, earning the win in the 6-1 victory to complete the series sweep; became the first Yankee under the age of 25 to win a postseason start since Dave Righetti on October 15, 1981 in Game 3 of the ALCS vs. Oakland...started and was dealt the loss in Game 2 and Game 6 of the ALCS at Texas, allowing 11 earned runs on 8.2 innings pitched combined...at 24 years, 114 days, became the youngest Yankee to start either Game 1 or 2 of a playoff series since Andy Pettitte started Game 2 of the 1996 ALDS at 24 years, 109 days...finished regular season tied for fourth in the AL and tied for seventh in baseball in wins (18)...tied for fifth in the AL and tied for sixth in the majors in winning percentage (.692)...pitched 5.0-plus innings in 28 of 29 starts (only exception on August 25 at Toronto, 3.2 IP)...the Yankees went 20-9 in his starts...became second Yankees pitcher age 24-or-younger in previous 45 years to win at least 18 games (also Andy Pettitte in 1996, 21 wins)...was the youngest Yankees right-hander to win at least 18 games in a season since 23-year-old Mel Stottlemyre won 20 games in 1965...joined CC Sabathia (21-7) as first pair of 18-game winners for Yankees at 30-years-old-or-younger since 1978 (Ron Guidry 25-3 and Ed Figueroa 20-9)...allowed 20 home runs at home, tied for most in the majors...received a 7.49 run support average in starts, the highest mark among qualifying major leaguers.

**2009:** Opened the year with Triple-A Scranton/Wilkes-Barre (New York-AL), going 3-0, 1.86 ERA (19.1 IP, 4 ER) with three walks and 19 strikeouts in three starts...recalled April 28 and made start that night at Detroit, tossing 6.0 scoreless innings with two hits allowed and six strikeouts, earning the win...made seven starts and was moved to the bullpen in June...made first career regular season relief appearance June 8, tossing a perfect seventh inning...posted a 23.1-inning scoreless stretch June 10-July 30, marking the longest single-season scoreless stretch for a Yankees reliever since Mariano Rivera's 30.2-inning scoreless stretch to finish the 1999 regular season, according to Elias...earned first regular season win as a reliever July 17 vs. Detroit, tossing 2.0 scoreless innings...earned first career save July 23 vs. Oakland, tossing 2.0 perfect innings, becoming the youngest Yankees pitcher to earn a save of at least six outs since 18-year-old Jose Rijo recorded a 3.0-inning save April 18, 1984 at Cleveland,

according to Elias...made nine postseason appearances, going 0-1, 8.53 ERA (6.1 IP, 6 ER)...held opponents to a .217 (68-for-314) average; lefties hit .257 (36-for-140), righties .184 (32-for-174)...led all major league relievers in ERA (1.44)...struck out 33.7% of batters faced as a reliever, the second-highest mark in baseball...37 of 44 appearances were scoreless...held opponents hitless in 24 outings...stranded 15-of-16 inherited runners (93.8%)...led the AL in ERA post-All-Star break (1.64)...ranked fourth in baseball after the All-Star break with 12.55 strikeouts-per-9.0 IP ratio.

**2008:** Opened the season as the youngest pitcher in the majors and the second youngest player in the majors behind Arizona's Justin Upton (20 years old, born August 25, 1987); according to the Elias Sports Bureau, was the youngest pitcher to begin a season in the Yankees rotation since Bill Burbach in 1969 (Opening Day age of 21 years, 232 days)...made first start April 3 vs. Toronto in the Yankees third game, becoming the youngest Yankees pitcher to start one of the club's first three games since Waite Hoyt (21 years, 217 days) in the second game of 1921...underwent an MRI May 1, revealing a stress fracture in ninth right rib and was placed on 15-day disabled list that day...transferred to 60-day disabled list July 18...returned from rehab, reinstated from 60-day DL and optioned to Charleston July 30...made two postseason starts with Scranton/WB, going 1-0, 0.69 ERA (13.0 IP, 1 ER)...recorded series-clinching win in Game 4 of the Governor's Cup Series September 12 at Durham, allowing just one earned run in 5.0 innings with 12 strikeouts, establishing a Scranton/WB single-game playoff strikeout record...his 23 strikeouts also set a franchise-postseason record...recalled from Scranton/WB prior to September 13 doubleheader vs. Tampa Bay and joined the Yankees the following day...pitched for Peoria Javelinas of the Arizona Fall League 2-0, 3.00 ERA (30.0 IP, 10 ER) in seven starts.

**2007:** Started season with Triple-A Scranton/Wilkes-Barre...had contract purchased April 25 and made major league debut in a start the next night vs. Toronto, allowing four runs on seven hits in 4.1 innings pitched...was the youngest Yankees pitcher (20 years, 306 days old) to debut since Jose Rijo on April 5, 1984 (18 years, 328 days); since Rijo's first appearance, the only other Yankees to make their major league debuts under the age of 21 were Derek Jeter (20 years, 337 days), Dioner Navarro (20 years, 211 days) and Melky Cabrera (20 years, 330 days)...earned first major league win in second start on May 1 at Texas, tossing 6.1 hitless innings before being removed in the seventh inning with a left hamstring strain...placed on 15-day disabled list with a strained left hamstring May 3-August 4, missing 85 games...transferred to 60-day DL June 9...endured setback May 25 when he suffered a sprained left ankle while participating in agility drills in Tampa...made five rehab starts July 9-29 with Single-A Tampa, Double-A Trenton and Triple-A Scranton/WB...selected to Triple-A All-Star Game July 11 at Isotopes Park in Albuquerque, pitching 0.2 innings of relief...named International League Pitcher of the Week July 23-29, going 2-0, 0.00 ERA (12.2 IP)...returned from rehab and reinstated from 60-day DL August 4...appeared in two ALDS games vs. Cleveland, allowing one earned run in 5.2 innings of relief.

**2006:** Began the season at Single-A Tampa (New York-AL)...promoted to Double-A Trenton April 30...posted a Thunder franchise record with a 2.25 ERA in 21 starts...selected to Eastern League All-Star Game and was named to the US team for the All-Star Futures Game at PNC Park in Pittsburgh...named Eastern League Pitcher of the Week August 7-13, going 2-0, 0.90 ERA (10.0 IP, 1 ER) with 15 strikeouts...led all EL pitchers in ERA (2.25) and fourth in strikeouts (138)...started Game 1 for Trenton in Division Series September 6 vs. Portland, setting a club record with 13 strikeouts (6.0 IP)...posted a combined record of 12-6 with a 2.16 ERA in 26 starts at both levels...named to the minor league All-Star team as well as the Double-A All-Star team by *Baseball America*...ranked top right-handed pitching prospect in all of baseball by *Baseball America* entering 2007, also ranked as the Yankees top prospect for the second straight year and rated as having the best curveball and best control among Yankees minor leaguers...earned Kevin Lawn minor league Pitcher of the Year Award, given annually to the top pitching prospect in the Yankees organization.

**2005:** Started season with Single-A Charleston (New York-AL) and went 7-1, 1.97 ERA (68.2 IP, 15 ER) in 12 starts...spent two stints on DL with right shoulder inflammation...pitched first career complete game June 1 vs. Greensboro (Game 1)...scheduled to start South Atlantic League All-Star Game June 28 but was scratched after being placed on the DL with mild inflammation in right shoulder...went 2-0, 3.06 ERA (17.2 IP, 6 ER) in five games (4 starts) for Tampa...went 9-1, 2.19 ERA (86.1 IP, 21 ER) with 93 strikeouts in 17 combined appearances (16 starts) between both levels.

**2004:** Started professional career with GCL Yankees...appeared in just three games before suffering a fractured toe on his left foot.

**PROFESSIONAL:** New York Yankees first round (23rd overall) pick in the 2004 First-Year Player Draft; signed by scout Jeff Patterson.

#### QUALIFYING NUMBERS

To qualify for the batting championship, a player must have a minimum of 502 plate appearances or 3.1 plate appearances-per-number of his team's games.

To qualify for the ERA title a pitcher must have at least 162.0 innings pitched.

To qualify for the fielding championship, a player must have the highest percentage at his position and

(1) a catcher must have played in at least 81 games.

(2) an infielder or outfielder must have played in at least 108 games.

(3) a pitcher must have at least 162.0 innings pitched.

## HUGHES' 2015 GAME LOGS

DATE	OPP.	W	L	SV	SVO	HLD	ERA	GS	CG	IP	H	R	ER	HR	BB	IBB	HB	SO	AVG	#PIT
4/6	@Det	0	1	0	0	0	6.00	1	0	6.0	8	4	4	2	1	0	0	6	.333	93
4/12	@CWS	0	1	0	0	0	5.25	1	0	6.0	8	3	3	1	0	0	0	4	.314	98
4/18	Cle	0	1	0	0	0	5.30	1	0	6.2	8	4	4	1	1	0	0	3	.308	86
4/24	@Sea	0	1	0	0	0	4.39	1	1	8.0	6	2	2	2	0	0	0	9	.278	96
4/29	Det	0	0	0	0	0	4.55	1	0	5.0	7	3	3	0	0	0	0	4	.289	71
<b>April</b>		<b>0</b>	<b>4</b>	<b>0</b>	<b>0</b>	<b>0</b>	<b>4.55</b>	<b>5</b>	<b>1</b>	<b>31.2</b>	<b>37</b>	<b>16</b>	<b>16</b>	<b>6</b>	<b>2</b>	<b>0</b>	<b>0</b>	<b>26</b>	<b>.289</b>	<b>444</b>
5/4	Oak	1	0	0	0	0	5.02	1	0	6.0	9	5	5	2	2	0	0	2	.297	101
5/9	@Cle	1	0	0	0	0	5.11	1	0	6.1	10	4	4	1	0	0	0	4	.306	94
5/15	TB	1	0	0	0	0	4.76	1	0	7.0	5	2	2	1	1	0	0	3	.293	100
5/22	@CWS	0	0	0	0	0	4.50	1	0	7.0	8	2	2	0	1	0	1	3	.292	89
5/27	Bos	1	0	0	0	0	4.59	1	0	6.2	6	4	4	2	0	0	0	3	.286	89
<b>May</b>		<b>4</b>	<b>0</b>	<b>0</b>	<b>0</b>	<b>0</b>	<b>4.64</b>	<b>5</b>	<b>0</b>	<b>33.0</b>	<b>38</b>	<b>17</b>	<b>17</b>	<b>6</b>	<b>4</b>	<b>0</b>	<b>0</b>	<b>15</b>	<b>.284</b>	<b>473</b>
6/3	@Bos	0	1	0	0	0	4.96	1	0	4.1	11	5	5	0	1	0	0	4	.302	77
6/8	KC	0	1	0	0	0	4.81	1	0	7.2	7	3	3	1	1	0	0	3	.296	104
6/14	@Tex	0	0	0	0	0	4.79	1	0	6.0	9	3	3	2	1	0	0	3	.301	88
6/19	ChC	1	0	0	0	0	4.47	1	0	8.0	2	1	1	1	0	0	0	4	.285	95
6/24	CWS	1	0	0	0	0	4.20	1	0	8.0	6	1	1	1	0	0	0	5	.278	95
6/30	@Cin	1	0	0	0	0	4.27	1	0	6.2	8	4	4	2	1	0	0	4	.280	99
<b>June</b>		<b>3</b>	<b>2</b>	<b>0</b>	<b>0</b>	<b>0</b>	<b>3.76</b>	<b>6</b>	<b>0</b>	<b>40.2</b>	<b>43</b>	<b>17</b>	<b>17</b>	<b>7</b>	<b>4</b>	<b>0</b>	<b>0</b>	<b>23</b>	<b>.269</b>	<b>558</b>
7/6	Bal	0	0	0	0	0	4.19	1	0	6.1	9	2	2	2	1	0	0	3	.283	99
7/11	Det	1	0	0	0	0	4.32	1	0	5.0	8	4	4	1	0	0	0	3	.287	74
7/18	@Oak	0	0	0	0	0	4.15	1	0	7.0	6	1	1	1	1	0	0	2	.284	100
7/24	NYN	1	0	0	0	0	3.93	1	0	7.0	7	0	0	0	0	0	0	3	.282	97
7/30	Sea	1	0	0	0	0	4.11	1	0	5.0	10	5	5	2	0	0	0	5	.288	84
<b>July</b>		<b>3</b>	<b>0</b>	<b>0</b>	<b>0</b>	<b>0</b>	<b>3.56</b>	<b>5</b>	<b>0</b>	<b>30.1</b>	<b>40</b>	<b>12</b>	<b>12</b>	<b>6</b>	<b>2</b>	<b>0</b>	<b>0</b>	<b>16</b>	<b>.315</b>	<b>454</b>
8/4	@Tor	0	1	0	0	0	4.14	1	0	5.2	5	3	3	2	2	0	0	3	.285	99
8/9	@Cle	0	1	0	0	0	4.49	1	0	3.0	9	7	7	1	1	0	0	2	.293	63
<b>August</b>		<b>0</b>	<b>2</b>	<b>0</b>	<b>0</b>	<b>0</b>	<b>10.38</b>	<b>2</b>	<b>0</b>	<b>8.2</b>	<b>14</b>	<b>10</b>	<b>10</b>	<b>3</b>	<b>3</b>	<b>0</b>	<b>0</b>	<b>5</b>	<b>.368</b>	<b>162</b>
9/15	Det	0	1	0	0	0	4.58	1	0	3.0	6	3	3	0	1	0	0	4	.296	65
9/19	LAA	0	0	0	0	0	4.58	0	0	2.0	1	1	1	1	0	0	0	1	.294	21
9/23	Cle	1	0	0	0	0	4.43	1	0	5.0	4	0	0	0	0	0	1	4	.293	66
9/30	@Cle	0	0	0	0	0	4.40	0	0	1.0	1	0	0	0	0	0	0	0	.293	12
<b>Sept./Oct.</b>		<b>1</b>	<b>1</b>	<b>0</b>	<b>0</b>	<b>0</b>	<b>3.27</b>	<b>2</b>	<b>0</b>	<b>11.0</b>	<b>12</b>	<b>4</b>	<b>4</b>	<b>1</b>	<b>1</b>	<b>0</b>	<b>1</b>	<b>9</b>	<b>.286</b>	<b>164</b>
<b>Totals</b>		<b>11</b>	<b>9</b>	<b>0</b>	<b>0</b>	<b>0</b>	<b>4.40</b>	<b>25</b>	<b>1</b>	<b>155.1</b>	<b>184</b>	<b>76</b>	<b>76</b>	<b>29</b>	<b>16</b>	<b>0</b>	<b>2</b>	<b>94</b>	<b>.293</b>	<b>2255</b>

## ROBERTO CLEMENTE AWARD

Since 1971, Major League Baseball has annually presented an award that recognizes a player who best exemplifies the game of baseball through sportsmanship, community involvement and positive contributions to his team.

In 1973, following the tragic death of Roberto Clemente, the award was named to honor the man whose spirit and goodwill will always be remembered. The 12-time All-Star and Hall of Famer was killed in a plane crash in 1972 delivering food and medical supplies to earthquake victims in Nicaragua. The award recognizes those individuals who truly understand the value of helping others.

A panel of baseball dignitaries, including Vera Clemente and the Commissioner, annually selects the winner from a list of 30 candidates, one from each Major League Baseball Club. The winner of the national Roberto Clemente Award is announced during a pre-game ceremony at the World Series. Past winners include Jamie Moyer, Jim Thome, Rod Carew (Twins - 1977), Dave Winfield (Twins - 1994), Kirby Puckett (Twins - 1996), Curt Schilling, Al Leiter, Tony Gwynn, Willie Mays, Ozzie Smith, Derek Jeter, Albert Pujols, John Smoltz, and Cal Ripken, Jr.

The 2015 Minnesota Twins Roberto Clemente Award nominee was Torii Hunter. Last season's Co-Winners were Philadelphia's Jimmy Rollins and Chicago White Sox's Paul Konerko.



HUGHES' PLAYING RECORD																			
YEAR	CLUB	W-L	ERA	G	GS	CG	SHO	SV	IP	H	R	ER	HR	HP	BB	SO	WP	BK	BAA
2004	GCL Yankees	0-0	0.00	3	3	0	0	0	5.0	4	0	0	0	0	0	8	0	0	.222
2005	Charleston	7-1	1.97	12	12	1	0	0	68.2	46	19	15	1	3	16	72	3	0	.192
	Tampa	2-0	3.06	5	4	0	0	0	17.2	8	6	6	0	3	4	21	0	0	.140
2006	Tampa	2-3	1.80	5	5	0	0	0	30.0	19	7	6	0	1	2	30	0	0	.178
	Trenton	10-3	2.25	21	21	0	0	0	116.0	73	30	29	5	2	32	138	5	0	.179
2007	Tampa	0-0	0.00	1	1	0	0	0	2.0	0	1	0	0	0	2	3	0	0	.000
	Trenton	0-0	1.29	2	2	0	0	0	7.0	5	1	1	0	0	2	11	0	0	.200
	Scranton/Wilkes-Barre	4-1	2.20	5	5	0	0	0	28.2	16	7	7	0	1	8	28	2	0	.167
	<b>NEW YORK-AL</b>	<b>5-3</b>	<b>4.46</b>	<b>13</b>	<b>13</b>	<b>0</b>	<b>0</b>	<b>0</b>	<b>72.2</b>	<b>64</b>	<b>39</b>	<b>36</b>	<b>8</b>	<b>2</b>	<b>29</b>	<b>58</b>	<b>4</b>	<b>0</b>	<b>.235</b>
2008	Charleston	2-0	0.00	2	0	0	0	0	6.2	3	0	0	0	0	2	6	2	0	.136
	Scranton/Wilkes-Barre	1-0	5.90	6	6	0	0	0	29.0	34	19	19	2	2	9	31	0	0	.281
	<b>NEW YORK-AL</b>	<b>0-4</b>	<b>6.62</b>	<b>8</b>	<b>8</b>	<b>0</b>	<b>0</b>	<b>0</b>	<b>34.0</b>	<b>43</b>	<b>26</b>	<b>25</b>	<b>3</b>	<b>1</b>	<b>15</b>	<b>23</b>	<b>2</b>	<b>0</b>	<b>.314</b>
2009	Scranton/Wilkes-Barre	3-0	1.86	3	3	0	0	0	19.1	17	4	4	2	0	3	19	0	0	.233
	<b>NEW YORK-AL</b>	<b>8-3</b>	<b>3.03</b>	<b>51</b>	<b>7</b>	<b>0</b>	<b>0</b>	<b>3</b>	<b>86.0</b>	<b>68</b>	<b>31</b>	<b>29</b>	<b>8</b>	<b>5</b>	<b>28</b>	<b>96</b>	<b>4</b>	<b>2</b>	<b>.217</b>
2010	<b>NEW YORK-AL</b>	<b>18-8</b>	<b>4.19</b>	<b>31</b>	<b>29</b>	<b>0</b>	<b>0</b>	<b>0</b>	<b>176.1</b>	<b>162</b>	<b>83</b>	<b>82</b>	<b>25</b>	<b>0</b>	<b>58</b>	<b>146</b>	<b>9</b>	<b>1</b>	<b>.244</b>
2011	Staten Island	0-0	2.08	1	1	0	0	0	4.1	3	1	1	1	0	1	7	0	0	.188
	Trenton	1-0	1.86	2	2	0	0	0	9.2	6	2	2	0	0	4	11	0	0	.176
	<b>NEW YORK-AL</b>	<b>5-5</b>	<b>5.79</b>	<b>17</b>	<b>14</b>	<b>1</b>	<b>1</b>	<b>0</b>	<b>74.2</b>	<b>84</b>	<b>48</b>	<b>48</b>	<b>9</b>	<b>4</b>	<b>27</b>	<b>47</b>	<b>3</b>	<b>0</b>	<b>.283</b>
2012	<b>NEW YORK-AL</b>	<b>16-13</b>	<b>4.19</b>	<b>32</b>	<b>32</b>	<b>1</b>	<b>0</b>	<b>0</b>	<b>191.1</b>	<b>196</b>	<b>101</b>	<b>89</b>	<b>35</b>	<b>6</b>	<b>46</b>	<b>165</b>	<b>3</b>	<b>0</b>	<b>.259</b>
2013	<b>NEW YORK-AL</b>	<b>4-14</b>	<b>5.19</b>	<b>30</b>	<b>29</b>	<b>0</b>	<b>0</b>	<b>0</b>	<b>145.2</b>	<b>170</b>	<b>91</b>	<b>84</b>	<b>24</b>	<b>5</b>	<b>42</b>	<b>121</b>	<b>6</b>	<b>0</b>	<b>.293</b>
2014	<b>MINNESOTA</b>	<b>16-10</b>	<b>3.52</b>	<b>32</b>	<b>32</b>	<b>1</b>	<b>0</b>	<b>0</b>	<b>209.2</b>	<b>221</b>	<b>88</b>	<b>82</b>	<b>16</b>	<b>5</b>	<b>16</b>	<b>186</b>	<b>1</b>	<b>0</b>	<b>.268</b>
2015	<b>MINNESOTA</b>	<b>11-9</b>	<b>4.40</b>	<b>27</b>	<b>25</b>	<b>1</b>	<b>0</b>	<b>0</b>	<b>155.1</b>	<b>184</b>	<b>76</b>	<b>76</b>	<b>29</b>	<b>2</b>	<b>16</b>	<b>94</b>	<b>1</b>	<b>0</b>	<b>.293</b>
Minor League Totals		32-8	2.36	68	65	1	0	0	344.0	234	97	90	11	12	85	385	12	0	.191
Major League Totals		83-69	4.33	241	189	4	1	0	1145.2	1192	583	551	157	30	277	936	33	3	.266

HUGHES' CAREER FIELDING RECORD								
POSITION	PCT	G	PO	A	E	TC	DP	PB
Pitcher	.977	241	44	85	3	132	4	—

HUGHES' BATTING RECORD														
BATTING	AVG	AB	R	H	2B	3B	HR	RBI	SH	SF	HB	BB	SO	SB
Career	.000	15	0	0	0	0	0	0	2	0	0	0	6	0

HUGHES' DIVISION SERIES RECORD																			
YEAR	OPPONENT	W-L	ERA	G	GS	CG	SHO	SV	IP	H	R	ER	HR	HP	BB	SO	WP	BK	BAA
2007	Cleveland	1-0	1.59	2	0	0	0	0	5.2	3	1	1	1	0	0	6	1	0	.143
2009	Minnesota	0-0	9.00	3	0	0	0	0	2.0	5	2	2	0	0	1	3	0	0	.500
2010	Minnesota	1-0	0.00	1	0	0	0	0	7.0	4	0	0	0	0	1	6	0	0	.167
2011	Detroit	0-0	0.00	2	0	0	0	0	2.1	2	0	0	0	0	0	4	0	0	.222
2012	Baltimore	0-0	1.35	1	1	0	0	0	6.2	4	1	1	1	0	3	8	0	0	.167
Division Series Totals		2-0	1.52	9	1	0	0	0	23.2	18	4	4	2	0	5	27	1	0	.205

HUGHES' LEAGUE CHAMPIONSHIP SERIES RECORD																			
YEAR	OPPONENT	W-L	ERA	G	GS	CG	SHO	SV	IP	H	R	ER	HR	HP	BB	SO	WP	BK	BAA
2009	Los Angeles-AL	0-1	3.38	3	0	0	0	0	2.2	4	1	1	0	0	1	3	0	0	.308
	Texas	0-2	11.42	2	2	0	0	0	8.2	14	11	11	1	0	7	6	2	0	.368
2012	Detroit	0-1	3.00	1	1	0	0	0	3.0	3	1	1	1	0	3	1	0	0	.250
League Championship Totals		0-4	8.16	6	3	0	0	0	14.1	21	13	13	2	0	11	10	2	0	.333

HUGHES' WORLD SERIES RECORD																			
YEAR	OPPONENT	W-L	ERA	G	GS	CG	SHO	SV	IP	H	R	ER	HR	HP	BB	SO	WP	BK	BAA
2009	Philadelphia	0-0	16.20	3	0	0	0	0	1.2	2	3	3	1	0	2	1	0	0	.333

HUGHES' ALL-STAR GAME RECORD																			
YEAR	HOST	W-L	ERA	G	GS	CG	SHO	SV	IP	H	R	ER	HR	HP	BB	SO	WP	BK	BAA
2010	Los Angeles-AL	0-1	54.00	1	0	0	0	0	0.1	2	2	2	0	0	0	0	0	0	.667



# TORII HUNTER

**HEIGHT/WEIGHT:** 6-2/218

**BATS/THROWS:** R/R

**BORN:** 7/18/75 in Pine Bluff, AR

**AGE:** 40

**RESIDES:** Prosper, TX

**ACQUIRED:** Signed as free agent, 12/3/14

**M.L. SERVICE:** 16 years, 132 days

**CONTRACT STATUS:** Signed thru 2015

OF **48**

2015			CAREER	
<b>Hits:</b> 4, 5/8 at CLE	<b>HR:</b> 2, 6/27 at MIL		<b>Hits:</b> 5, 6/1/05 vs. CLE	<b>HR:</b> 3, 6/13/09 vs. SD
<b>RBI:</b> 4, 2x, last 9/13 at CWS	<b>Grand Slam:</b> - -		<b>RBI:</b> 7, 2x, last 7/4/10	<b>Grand Slam:</b> 10, last 4/7/08 vs. CLE
<b>Hit-Strike:</b> 10, 2x, last 9/6-22	<b>SB:</b> 1, 2x, last 8/7 at CLE		<b>Hit-Strike:</b> 23, 4/11-5/9/07	<b>SB:</b> 2, 15x, last 5/25/09 vs. CWS

**PERSONAL:** Torii Kedar Hunter...wife, Katrina (Hall)...sons, Darius, Torii Jr. and Monshadrik (Money)...Darius is a wide receiver at Riverside CC in Riverside, CA, Torii Jr. is a wide receiver at Notre Dame and Monshadrik is a defensive back at Arkansas State...1993 graduate of Pine Bluff (AR) High School where he played baseball, basketball, football and track...named First-Team All-State his junior and senior seasons...played on South squad in 1992 Junior Olympics...selected to High School National Team by USA Today, All-American Team by *Baseball America* and Gatorade Arkansas Player of the Year in 1993...2002 Twins representative for the Roberto Clemente Award...2004 recipient of the Carl R. Pohlad Award recognizing outstanding community service throughout the Upper Midwest...designates time and effort in support of Athletes In Action, Big Brothers & Big Sisters of Minneapolis and St. Paul, the Twins Rookie League and R.B.I. program, and TwinsCare, a ticket program for underprivileged youth.

## 2015:

- Made 10th career Opening Day start as Twin April 6 at Detroit; also marked 17th consecutive Opening Day start, which was longest active streak in baseball – a streak that dated back to 1999.
- Played in 1,236th career game as Twin April 8 at Detroit, tying Bob Allison for ninth on Twins all-time list; played in 1,237th April 9 at Detroit, passing Allison, moving into sole possession of ninth.
- Reached base five times (4 hits, 1 walk) May 8 at Cleveland, tying his career-high (6th time)...it was part of a stretch in which he reached base safely eight straight plate appearances (3 straight singles in next game)...according to Elias, he became the first 39-year-old with hits in seven straight at-bats since Chili Davis did it for New York-AL in 1999.
- Recorded three RBI May 20 at Pittsburgh, career RBI 733, 734 and 735 as a Twin; the 734th passed Rod Carew and moved him into sole possession of seventh place on the Twins all-time list.
- Played in 1,278th career game as Twin May 31 vs. Toronto, tying Justin Morneau for eighth on Twins all-time list; played in 1,279th June 2 at Boston, passing Morneau, moving into sole possession of eighth.
- Hit safely in season-high 10 straight twice: May 20-June 2 and September 11-22.
- Hit .333 (33-for-99) with five doubles, six home runs, 25 RBI and 19 runs scored in 25 May games; 25 RBI ranked second in the AL.
- Hit 200th career home run as Twin June 4 at Boston, a three-run shot off Steven Wright.
- Ejected for ninth career time June 10 vs. Kansas City, by Mark Ripberger, arguing balls and strikes.
- Recorded 1,276th career hit as Twin June 16 at St. Louis tying Gary Gaetti for eighth on Twins all-time list; recorded 1,277th June 18 vs. St. Louis, moving into sole possession of eighth.
- Recorded 18th career two-homer game June 27 at Milwaukee, the 201st and 202nd career home runs as a Twin, tying and passing Gary Gaetti, placing himself seventh on Twins all-time list...game also marked the 1,300th career game as a Twin.
- Played in 2,300th career game June 28 at Milwaukee.
- Recorded 2,400th career hit July 2 at Kansas City, singling off Kelvin Herrera.
- Scored 713th career run as Twin July 6 vs. Baltimore, tying Chuck Knoblauch for seventh on the Twins all-time list; scored 714th July 11 vs. Baltimore, placing him in sole possession of seventh.
- Hit 207th career home run as Twin July 24 vs. New York-AL, tying Kirby Puckett for sixth on Twins all-time list; hit 208th the next day vs. New York-AL, placing him in sole possession of sixth.
- Went 3-for-5 with a home run, three RBI and a stolen bases August 7 at Cleveland, becoming the second player in club history to hit a homer and steal a base in the same game after the age of 40, the other being Paul Molitor on June 6, 1997 vs. Anaheim (STATS, LLC).
- Went 3-for-4 September 6 at Houston; the second and third hits were the 1,318th and 1,319th of his Twins career tying and passing Justin Morneau on the Twins all-time list, moving into sole possession of seventh place.

- Hit 350th career home run September 13 at Chicago-AL, off Chris Sale; also marked his 211th as a Twin, tying Bob Allison for fifth on Twins all-time list...hit 212th September 17 vs. Los Angeles-AL, moving into sole possession of fifth; it was also his 20th home run of the season, making him the 71st player in baseball history with 11-plus 20-homer seasons and fourth ever Twin with at least seven-plus 20-homer seasons, joining Harmon Killebrew (11 times), Kent Hrbek (10 times) and Bob Allison (7 times).
- Hit .293 (27-for-92) with five doubles, four home runs, 16 RBI and 12 runs scored in 24 September games.
- Given Bob Allison Award for Twins Leadership and Mike Augustin Award for Twins Media Good Guy, both awards voted on by the Twin Cities Chapter of the BBWAA.

**2014:** Played second season with Detroit, appearing in 142 games, fifth straight seasons playing in at least 140 games...hit a home run in three straight games from April 4-6, marking the fourth time in career and the first time since May 17-19, 2010 (also three)...recorded season-high five RBI April 5 vs. Baltimore, marking the 15th career game with five-or-more RBI...hit .316 (24-for-76) with seven doubles, three home runs, 13 RBI and 11 runs scored in 19 April games...recorded season-high 13-game hit-streak April 20-May 6, hitting .421 (24-for-57) with six doubles, one home run, 10 RBI and nine runs scored...named the Tigers Player of the Month for July after hitting .364 (32-for-88) with five doubles, one triple, six home runs, 24 RBI and 17 runs scored; ranked second in the AL with 24 RBI in July, third in slugging (.648), tied for fourth in home runs (6) and fifth in batting average (.364)...tied season-high hitting in 13 straight games September 14-27...hit .357 (20-for-56) with five doubles, two home runs, six RBI and six runs scored...hit .305 (32-for-105) with seven doubles, two home runs, 10 RBI and 13 runs scored in 26 games in September...hit .308 (45-for-146) vs. left-handed pitchers and .278 (112-for-403) vs. right-handers...hit .304 (75-for-247) with 17 doubles, one triple, five home runs, 31 RBI and 32 runs scored in 64 games post-All-Star break.

**2013:** Played first career season with Detroit after signing a two-year contract November 16, 2012...hit safely in season-high 12 games April 5-19, hitting .453 (24-for-53) during the streak...recorded his 2,000th career hit April 9 vs. Toronto, singling off Esmil Rogers in the sixth inning...hit .370 (37-for-100) with eight doubles, one triple, a home run and 12 RBI in 23 April games; tied for first in the AL with 37 hits and was second with a .370 batting average...appeared in 2,000th career game June 6 vs. Cleveland...hit 300th career home run June 16 at Minnesota, a two-run homer in the first inning off P.J. Walters...hit .315 (112-for-356) in 84 games pre-All-Star Break...named Tigers Player of the Month for July, hitting .374 (38-for-99) with seven doubles, two triples, seven home runs, 22 RBI and 21 runs scored in 23 games; tied for first in the AL with 21 runs scored and 22 RBI and was fourth with 38 hits and a .374 average...hit fourth career walk-off home run August 29 vs. Oakland...hit .300 (51-for-170) vs. left-handed pitching and .305 (133-for-436) vs. right-handed...finished second in the AL with a .333 (101-for-303) home batting average...led AL with 17 game-winning RBI, tied for third in sacrifice flies (10), fourth in multi-hit games (56), seventh in batting average (.304), ninth in hits (184) and tied for 11th in doubles (37)...won second career Louisville Slugger Silver Slugger Award.

**2012:** Played fifth season with Los Angeles-AL...earned co-American League Player of the Week award for June 4-10 with teammate Mike Trout; hit .500 (11-for-22) with four home runs and 10 RBI in five games...recorded season-highs with two home runs and six RBI June 8 at Colorado...recorded season-high four hits four times: July 16 at Detroit and July 25 vs. Kansas City, August 31 at Seattle and September 30 at Texas...hit .354 (40-for-113) with eight doubles, a home run and 18 RBI in 28 August games; tied for second in the AL with 40 hits during the month and sixth with a .354 batting average...hit .346 (37-for-107) with five doubles, four home runs and 26 RBI in 27 September; second in the AL with 37 hits and 26 RBI during the month and sixth with a .346 batting average...hit .340 (49-for-144) vs. left-handed pitchers, fifth-best in the AL, while hitting .303 (118-for-390) vs. right-handed pitchers...hit .350 (100-for-286) in 73 games post-All-Star break...hit .344 (54-for-157) with runners in scoring position, ninth-best in the AL...tied for sixth in the AL in batting average (.313)...ranked fourth among AL outfielders in outfield assists (14).

**2011:** Played fourth season with Los Angeles-AL...recorded three two-homer games: May 30 at Kansas City, July 9 vs. Seattle and August 19 vs. Baltimore...recorded 1,000th RBI of major league career May 30 at Kansas City...recorded season-high four hits June 21 at Florida...recorded season-high five RBI July 9 vs. Seattle and again August 19 vs. Baltimore...recorded season-high 18-game hitting streak August 2-20, hitting .418 (28-for-67) with three doubles, a triple, four home runs and 13 RBI...hit .366 (37-for-101) with four doubles, a triple, five home runs and 17 RBI in 27 August games; tied for fourth in the AL with 37 hits during the month and sixth with a .366 batting average...hit 20th home run September 10 vs. New York-AL, marking the 10th time in career to reach 20 homer plateau...ranked fourth among all AL outfielders in outfield assists (15).

**2010:** Played third season with Los Angeles-AL...hit .314 (27-for-86) with 10 doubles, three home runs and 13 RBI in 23 April games...recorded 10-game hitting streak May 15-24, hitting .324 (12-for-37) with three doubles, three home runs and eight RBI during the streak...hit .327 (32-for-98) with 10 doubles, five home runs and 24 RBI in 27 June games; tied for second in the AL in RBI for the month...tied career-high with seven RBI July 4 vs. Kansas City, including two home runs...hit .298 (92-for-309) with 24 doubles, 15 home runs and 62 RBI in 86 games pre-All-Star break and was selected to the AL All-Star team for the fourth time in career...recorded season-high four hits August 4 at Baltimore...hit .337 (30-for-89) with five doubles, two home runs and six RBI in 23 August games...named second best defensive outfielder in the AL by *Baseball America*.

**2009:** Played second season with Los Angeles-AL...recorded 10-game hitting streak April 11-23, hitting .405 (15-for-37) with four doubles, six home runs and 10 RBI during the streak...hit .325 (25-for-77) with six doubles, eight home runs and 16 RBI in 21 April games; tied for second in the AL in home runs during the month...hit .304 (31-for-102) with six doubles, one triple, four home runs and 26 RBI in 28 May games; tied for sixth in the AL in RBI during the month...posted 11-game hitting streak June 4-19, hitting .385 (15-for-39) with two doubles, four home runs and nine RBI during the streak...hit first career three homer game June 13 vs. San Diego...recorded 14-game hitting streak July 4-August 28, hitting .383 (23-for-60) with four doubles, a home run and 11 RBI during the streak...hit .305 (87-for-285) in 77 games pre-All-Star break and was selected to the AL All-Star team for third time in career (did not play)...placed on 15-day disabled list July 8 with a right groin strain...went on rehab assignment with Single-A Rancho Cucamonga...reinstated August 16...recorded 12-game hitting streak September 5-16, hitting .354 (17-for-48) with a double, three home runs and nine RBI during the streak...hit .336 (39-for-116) vs. left-handed pitchers and .287 (96-for-335) vs. right-handed pitching...awarded with ninth consecutive Rawlings Gold Glove Award...earned first Louisville Slugger Silver Slugger Award...ranked fifth among all AL outfielders in fielding percentage (.997)...ranked as best defensive outfielder in the AL by *Baseball America*.

**2008:** Played first season with Los Angeles-AL after signing a five-year contract November 28, 2007...hit 10th career grand slam April 7 vs. Cleveland, including season-high two home runs and five RBI...hit .317 (32-for-101) with nine doubles, a triple, four home runs and 16 RBI in 26 April games...had second two-homer game July 7 at Texas and third two-homer game July 26 at Baltimore, while tying season-high five RBI July 26 at Baltimore...recorded season-high four hits twice: April 23 at Boston and August 8 vs. the New York-AL...hit 200th career home run June 9 vs. Tampa Bay, a two-run shot off of Edwin Jackson in the fourth inning...recorded 15-game hitting streak July 12-August 4, hitting .375 (21-for-56) with four doubles, six home runs and 17 RBI...hit .314 (27-for-86) with four doubles, nine home runs and 21 RBI in 23 July games; tied for first in the AL in home runs during the month, while tying for ninth with 21 RBI...hit .304 (45-for-148) vs. left-handed pitchers and .268 (108-for-403) against right-handed pitchers...awarded eighth consecutive Rawlings Gold Glove Award...tied for AL lead among outfielders in fielding percentage (1.000)...ranked second-best defensive outfielder in the AL by *Baseball America*.

**2007:** Spent 11th season with Minnesota...recorded 1,047th career hit Opening Day April 2 vs. Baltimore, moving into ninth place on the Twins all-time list, passing Zoilo Versalles (1,046) and Roy Smalley (1,046)...hit safely in career-high 23 straight games April 11-May 9, hitting .372 (35-for-942), the fourth longest hitting streak in Twins history; during the streak recorded 11 multi-hit games, 12 doubles, five home runs and 19 RBI...hit seventh career grand slam April 17 at Seattle...recorded career-high seven RBI May 13 vs. Detroit, marking the 14th time in Twins history a player has driven in seven-or-more runs...hit eighth career grand slam and second of the season May 18 at Milwaukee...recorded 1,164th and 1,165th career hits, tying and passing Cesar Tovar and moving into eighth place on Twins all-time list...hit ninth career grand slam (3rd of season) August 15 at Seattle; nine grand slams moved him into second place on the Twins all-time list trailing only Harmon Killebrew (10)...recorded 1,197th and 1,198th career hits September 7 at Chicago-AL, passing Chuck Knoblauch and moving into sole possession of seventh place on Twins all-time list...played 155th game September 25 at Detroit, setting single-season career-high...removed from game as bottom of sixth inning started September 30 vs. Boston at Metrodome, replaced by Lew Ford in centerfield, which—at the time—appeared to be final Twins game...finished the year with 49-multi-hit games...set career-high with 107 RBI...posted a .995 fielding percentage (2 E, 394 TC)...tied for AL lead in grand slams (3), ranked fourth in doubles (45), tied for sixth in extra-base hits (74), seventh in home runs (28) and 10th in RBI (107).

**2006:** Placed on the disabled list July 16 with a stress fracture in left foot, missing 14 games; reinstated July 30...recorded 1,000th career hit August 22 at Baltimore, singling off Adam Loewen...homered six times in eight games from August 18-26, including homers in a career-high four consecutive games August 23-26...stole seventh base of the season September 8 vs. Detroit giving him 103 in his career, passing Cristian Guzman for sixth on the Twins all-time list...hit 30th home run September 26 vs. Kansas City...hit 31st home run October 1 vs. Chicago...earned sixth consecutive Rawlings Gold Glove Award, becoming the third Twin to win the award six-or-more times (Jim Kaat-11 and Kirby Puckett-6)...recipient of first ever Mike Augustin "Media Good Guy" Award, given by the Twin Cities Chapter of the BBWAA.

**2005:** Recorded first career five-hit game, fourth career grand slam and tied career-high six RBI June 1 vs. Cleveland...named American League Player of the Week June 6-12...fractured left ankle leaping for a ball in deep centerfield area of Fenway Park July 29 and came down rolling ankle on corner of wall and ground; was placed on disabled list for remainder of season...tied for seventh in league in outfield assists (9) and tied for 10th in stolen bases (23)...tied career-high in stolen bases...reinstated from 60-day disabled list October 6...rated second best defensive outfielder and third best outfield arm by *Baseball America*...earned fifth consecutive Rawlings Gold Glove Award.

**2004:** Placed on 15-day disabled list April 9-24 with strained right hamstring...hit 100th career home run May 15 at Chicago off Esteban Loaiza...hit game-winning walk-off homer in 9th inning June 4 vs. Detroit...recorded game-winning three-run walk-off homer in 11th inning and season-high six RBI August 31 vs. Texas...recorded season-high 11-game hit-streak September 7-20, hitting .375 (15-for-40) during the streak...led club in RBI (81) and doubles (37)...tied for eighth in AL in stolen bases (21)...earned fourth consecutive Rawlings Gold Glove Award.

**2003:** Hit .316 (24-for-76) with seven doubles, three home runs, 13 RBI and 11 runs scored in 19 April games...ejected by home plate umpire Phil Cuzzi for arguing balls and strikes September 1 vs. Anaheim...recorded season-high nine-game hitting streak September 5-13...had game-winning RBI in 10th inning September 7 vs. Texas...recorded 100th RBI September 16 vs. Chicago-AL, becoming the first Twins outfielder since Marty Cordova in 1996 to reach 100 RBI...posted .991 (4 E, 434 TC) fielding percentage...set career-highs in at-bats (581), RBI (102) and walks (50)...led club in homers (26) and RBI...tied second best AL defensive outfielder by *Baseball America*...earned third consecutive Rawlings Gold Glove Award.

**2002:** Made fourth career Opening Day for Minnesota...named American League Player of the Month for April, hitting .371 (39-for-105) with nine homers and 20 RBI; set club record for April home runs...hit third career grand slam July 5 at Seattle off Jeff Nelson...selected to first All-Star team July 9 at Milwaukee, becoming first Twin since Kirby Puckett (1995) to be voted as All-Star starter; went 0-for-2 and played four innings in centerfield, including robbing Barry Bonds of a first inning home run...suffered first career ejection July 18 at Cleveland after throwing ball at Danyis Baez, prior to being hit by a pitch; suspended by Major League Baseball July 20-22...became fifth Twin to hit 20 homers and steal 20 bases in same season August 17 vs. Boston...hit .327 (9-for-38) with six doubles and two RBI in 10 postseason games...had .992 (3 E, 375 TC) fielding percentage...led club in homers (29), RBI (94) and stolen bases (23) and was tied for lead in games (148) and doubles (37)...set career-highs in batting average (.289), runs (89), hits (162), doubles, homers and stolen bases...earned second consecutive Rawlings Gold Glove Award...won Calvin R. Griffith Award as Most Valuable Twin, awarded by the Twin Cities chapter of the BBWAA...finished sixth in the AL Most Valuable Player Award voting, being named on every ballot...toured Japan with major league All-Star team and won tournament Most Valuable Player Award.

**2001:** Spent second full season with Minnesota and was Opening Day centerfielder...placed on 15-day disabled list April 6-21 with strained right groin...recorded first career two-homer game May 26 vs. Oakland...hit second career grand slam June 8 vs. Pittsburgh off Omar Olivares, including season-high four RBI...recorded second career two-homer game July 12 at Milwaukee...hit first career inside-the-park home run July 26 at Oakland...posted a .992 (4 E, 478 TC) fielding percentage...led club in at-bats (564), home runs (27) and outfield assists (14) and was second in RBI (92), runs (82) and total bases (270)...tied for second in league in outfield assists...rated best defensive outfielder in AL by *Baseball America*...won first career Rawlings Gold Glove Award.

**2000:** Made Twins Opening Day roster for second straight season and was Opening Day centerfielder...optioned May 25 to Triple-A Salt Lake...named Twins minor league Player of the Week June 25-July 1...named Twins minor league Player of the Month in June...named Pacific Coast League Player of the Week July 10-16...led Bees in stolen bases (11) and tied for second in home runs (18)...recalled July 28...tied for third in AL in outfield assists (12) and was seventh in triples (7)...rated best defensive outfielder and most exciting player in Pacific Coast League by *Baseball America*.

**1999:** Made first career Opening Day roster and spent entire season with Minnesota...was Opening Day centerfielder and leadoff hitter April 6 vs. Toronto...hit first major league home run April 15 at Detroit, a solo shot off Brian Moehler...hit first career grand slam April 26 vs. Boston off Tim Wakefield, finishing with five RBI...posted a .997 (1 E, 292 TC) fielding percentage...ranked third on Twins in outfield assists (7).

**1998:** Began season at Double-A New Britain but recalled April 29...recorded first major league hit May 1 at Baltimore, singling off Arthur Rhodes...had first career multi-hit game May 6 at Boston, singling and doubling, also recording first career RBI (2 in game)...started five games in centerfield...optioned to New Britain May 12...named to Eastern League All-Star team...disabled with sprained left wrist July 28-August 11...promoted to Triple-A Salt Lake August 11...hit .337 (31-for-92) in 26 games for the Bees...played for Phoenix in Arizona Fall League.

**1997:** Began season at Double-A New Britain...recalled by Minnesota August 22 and made major league debut as pinch-runner that same night at Baltimore...optioned to New Britain August 23...hit safely in 14 of last 17 games August 12-September 1...led Rock Cats in at-bats (471).

**1996:** Began season at Single-A Ft. Myers but started on disabled list with right knee injury April 4-May 10...promoted to New Britain May 15...hit .318 (28-for-88) with four homers and 15 RBI in July...added to 40-man roster November 20.

**1995:** Named Twins minor league Player of the Week June 30-July 6, hitting .481 (13-for-27) with two doubles, one home run and five RBI.

**1994:** Named Twins minor league Player of the Week June 24-30, hitting .424 (14-for-33) with three doubles, one triple, one home run and six RBI.

**1993:** Began professional career with GCL Twins and led team in hit-by-pitch (9).

**PROFESSIONAL:** Selected by the Twins in the first round (20th overall) in the 1993 First-Year Player Draft; signed by Twins scouts Larry Corrigan, Mike Radcliff and Mike Ruth.

HUNTER'S BATTING RECORD																			
YEAR	CLUB	AVG	G	AB	R	H	2B	3B	HR	RBI	SH	SF	HB	BB	SO	SB	CS	E	OBP
1993	GCL Twins	.190	28	100	6	19	3	0	0	8	1	0	9	4	23	4	2	6	.283
1994	Fort Wayne	.293	91	335	57	98	17	1	10	50	0	2	10	25	80	8	10	7	.358
1995	Ft. Myers	.246	113	391	64	96	15	2	7	36	5	1	12	38	77	7	4	7	.330
1996	Ft. Myers	.188	4	16	1	3	0	0	0	0	0	0	0	2	5	1	1	0	.278
	New Britain	.263	99	342	49	90	20	3	7	33	9	1	7	28	60	7	7	4	.331
1997	New Britain	.231	127	471	57	109	22	2	8	56	6	1	3	47	94	8	8	7	.305
	MINNESOTA	—	1	0	0	0	0	0	0	0	0	0	0	0	0	0	0	0	—
1998	MINNESOTA	.235	6	17	0	4	1	0	0	2	0	0	0	2	6	0	1	0	.316
	New Britain	.282	82	308	42	87	24	3	6	32	4	3	4	19	64	11	9	2	.329
	Salt Lake	.337	26	92	15	31	7	0	4	20	2	1	1	1	13	2	2	2	.347
1999	MINNESOTA	.255	135	384	52	98	17	2	9	35	1	5	6	26	72	10	6	1	.309
2000	Salt Lake	.368	55	209	58	77	17	2	18	61	1	3	3	11	28	11	3	3	.403
	MINNESOTA	.280	99	336	44	94	14	7	5	44	0	2	2	18	68	4	3	3	.318
2001	MINNESOTA	.261	148	564	82	147	32	5	27	92	1	1	8	29	125	9	6	4	.306
2002	MINNESOTA	.289	148	561	89	162	37	4	29	94	0	3	5	35	118	23	8	3	.334
2003	MINNESOTA	.250	154	581	83	145	31	4	26	102	0	6	5	50	106	6	7	4	.312
2004	MINNESOTA	.271	138	520	79	141	37	0	23	81	0	2	7	40	101	21	7	4	.330
2005	MINNESOTA	.269	98	372	63	100	24	1	14	56	0	4	6	34	65	23	7	3	.337
2006	MINNESOTA	.278	147	557	86	155	21	2	31	98	0	4	5	45	108	12	6	4	.336
2007	MINNESOTA	.287	160	600	94	172	45	1	28	107	0	5	5	40	101	18	9	2	.334
2008	LOS ANGELES-AL	.278	146	551	85	153	37	2	21	78	0	1	6	50	108	19	5	0	.344
2009	Rancho Cucamonga	.333	3	9	3	3	0	0	1	3	0	0	0	3	2	1	0	0	.500
	LOS ANGELES-AL	.299	119	451	74	135	26	1	22	90	0	5	3	47	92	18	4	1	.366
2010	LOS ANGELES-AL	.281	152	573	76	161	36	0	23	90	0	5	7	61	106	9	12	3	.354
2011	LOS ANGELES-AL	.262	156	580	80	152	24	2	23	82	0	3	4	62	125	5	7	3	.336
2012	LOS ANGELES-AL	.313	140	534	81	167	24	1	16	92	1	3	8	38	133	9	1	4	.365
2013	DETROIT	.304	144	606	90	184	37	5	17	84	3	10	7	26	113	3	2	3	.334
2014	DETROIT	.286	142	549	71	157	33	2	17	83	0	7	7	23	89	4	3	5	.319
2015	MINNESOTA	.240	139	521	67	125	22	0	22	81	0	5	6	35	105	2	5	5	.293
Minor League Totals		.270	628	2273	352	613	125	13	61	300	28	12	49	178	446	60	46	38	.334
Major League Totals		.277	2372	8857	1296	2452	498	39	353	1391	6	71	97	661	1741	195	99	52	.331

HUNTER'S CAREER FIELDING RECORD									
POSITION	PCT	G	PO	A	E	TC	DP	PB	
Outfield	.990	2256	5263	131	52	5446	30	—	

HUNTER'S ALL-STAR GAME RECORD																			
YEAR	HOST	AVG	G	AB	R	H	2B	3B	HR	RBI	SH	SF	HB	BB	SO	SB	CS	E	OBP
2002	Milwaukee	.000	1	2	0	0	0	0	0	0	0	0	0	0	0	0	0	0	.000
2007	San Francisco	.000	1	2	0	0	0	0	0	0	0	0	0	0	0	0	0	0	.000
2009	St. Louis	DID NOT PLAY																	
2010	Los Angeles-AL	.000	1	2	0	0	0	0	0	0	0	0	0	0	1	0	0	0	.000
2013	New York-NL	.000	1	1	0	0	0	0	0	0	0	0	0	0	0	0	0	0	.000
Major League Totals		.000	4	7	0	0	0	0	0	0	0	0	0	0	1	0	0	0	.000

HUNTER'S DIVISION SERIES RECORD																			
YEAR	OPPONENT	AVG	G	AB	R	H	2B	3B	HR	RBI	SH	SF	HB	BB	SO	SB	CS	E	OBP
2002	Oakland	.300	5	20	4	6	4	0	0	2	0	0	0	1	4	0	0	0	.333
2003	New York-AL	.429	4	14	3	6	0	1	1	2	0	0	0	2	2	0	0	0	.500
2004	New York-AL	.353	4	17	5	6	1	0	1	2	0	1	0	1	1	2	0	0	.368
2006	Oakland	.273	3	11	1	3	1	0	1	2	1	0	0	0	1	0	0	0	.273
2008	Boston	.389	4	18	0	7	0	0	0	5	0	0	0	1	3	0	0	1	.421
2009	Boston	.200	3	10	2	2	1	0	1	3	0	0	1	2	1	0	0	0	.385
2013	Oakland	.158	5	19	3	3	0	0	0	0	0	0	1	1	6	0	1	0	.238
2014	Baltimore	.200	3	10	2	2	0	0	0	0	0	0	0	2	2	0	0	0	.333
Division Series Totals		.294	31	119	20	35	7	1	4	16	1	1	2	10	20	2	1	1	.356

HUNTER'S LEAGUE CHAMPIONSHIP SERIES RECORD																			
YEAR	OPPONENT	AVG	G	AB	R	H	2B	3B	HR	RBI	SH	SF	HB	BB	SO	SB	CS	E	OBP
2002	Anaheim	.167	5	18	2	3	2	0	0	0	1	0	0	1	3	0	0	0	.211
2009	New York-AL	.304	6	23	2	7	1	0	0	2	0	0	0	5	4	1	1	1	.429
2013	Boston	.231	6	26	2	6	2	0	0	2	0	0	0	1	5	0	0	1	.259
League Championship Totals		.239	17	67	6	16	5	0	0	4	1	0	0	7	12	1	1	2	.311





# KEVIN JEPSEN

**HEIGHT/WEIGHT:** 6-3/235  
**BATS/THROWS:** R/R  
**BORN:** 7/26/84 in Anaheim, CA  
**AGE:** 31  
**RESIDES:** Phoenix, AZ  
**ACQUIRED:** Trade with Tampa Bay, 7/31/15  
**M.L. SERVICE:** 5 years, 163 days  
**CONTRACT STATUS:** Signed thru 2015

**RHP 49**

2015		GAME HIGHS		CAREER	
IP: 2.0, 9/19 vs. LAA	Walks: 3, 5/10 vs. TEX		IP: 2.0, 5x, last 9/19/15 vs. LAA	Walks: 3, 2x, last 5/10/15 vs. TEX	
SO: 3, 2x, last 8/21 at BAL	CG: --		SO: 3, 10x, last 8/21/15 at BAL	CG: --	
Save-Streak: 7, 8/21-9/9	Low-Hit: --		Save-Streak: 7, 8/21-9/9/15	Low-Hit: --	

**PERSONAL:** Grew up in the Reno, Nevada...attended Bishop Manogue High School...was a second-round draft choice of the Angels in 2002...married the former Andrea Foisy on Nov 13, 2009...as a senior at Bishop Manogue High School was named 2002 Gatorade State Player of the Year...went 9-1 with one save and a 0.84 ERA for the Class 3A state champs...struck out 116 and walked 18 in 58.2 IP...at the 2008 Olympics in Beijing, he closed out the USA's 8-4 win over Japan in the bronze medal-winning game...was a teammate of current Twin Brian Duensing in the 2008 Olympics...pitched in four Olympic games with one save, 0.00 ERA (5.2 IP) and five strikeouts.

## 2015:

- Began season with Tampa Bay after being acquired via trade with Los Angeles-AL December 16, in exchange for outfielder Matt Joyce.
- Posted a 0.96 ERA (9.1 IP, 1 ER) with one walk, seven strikeouts and one save in nine April games for the Rays.
- Saved three straight games for the Rays June 4-7.
- Recorded 20 holds pre-All-Star Break, tied for second most in baseball.
- Acquired by Minnesota via trade July 31, in exchange for right-handed pitchers Chih-Wei Hu and Alexis Tapia.
- Earned first save as Twin August 21 at Baltimore while Glen Perkins missed time with neck injury and back spasms...became primary closer with Perkins moving to seventh/eighth inning role and went 10-for-11 in save opportunities from August 21-end of season.
- Posted 16 consecutive scoreless outings (15.1 IP) August 4-September 2, holding opponents to a .132 batting average with three walks in that span...the streak marked the third longest of his career.
- Appeared in 70th game September 19 vs. Los Angeles-AL, marking the second time in his career to reach 70 appearances (74 in 2014).
- Recorded 15th save October 1 at Cleveland, becoming the fifth pitcher since 1999 to record 15-plus saves and 20-plus holds in a single season, joining Derek Lowe (1999), Tim Lincecum (2004), Carlos Marmol (2009), Mark Melancon (2013).
- Appeared in 74th game October 1 at Cleveland, tying single-season career-high; appeared in 75th October 2 vs. Kansas City setting career-high.
- Posted a 1.27 ERA (35.1 IP, 5 ER) from July 7 through the end of the season, including a .167 opponents batting average and one home run (Lew Lincecum - September 5 at Houston)...ranked fourth among AL relievers in ERA from that date through season's end.
- Led the AL in games (75) and sixth in holds (24).

**2014:** Finished his seventh season with the Angels and established career highs in appearances, innings pitched and strikeouts...his ERA and 1.05 WHIP were the lowest of his career...of the 19 runs he allowed, 16 came against Texas and Seattle...worked to a 0.54 ERA (50 IP, 3 ER) against the rest of the league...his 74 appearances were fourth in the AL and his 65 scoreless appearances were third in the majors behind Pittsburgh's Tony Watson (68) and teammate Joe Smith (67)...Smith and Jepsen both surpassed the previous club record of 63 by Francisco Rodriguez in 2008...only three pitchers in AL history have had more appearances in a season and not earned a win: Mike Meyers (88 in 1997 with DET), Bob Wells (76 in 2000 with MIN) and Heathcliff Slocumb (76 in 1997 with BOS/SEA)...final regular season appearance with the Angels was his 315th, moving him past Mike Witt and into fifth place on the team's all-time list...also finished with 245 scoreless appearances, fourth in Angels history...tied the franchise record with 45 appearances pre-ASG...limited opponents to a career-best .192 (45-for-234) average...righties hit .167 against him, ninth best among AL relievers...opponents were 3-for-41 (.073) off him in July...allowed one run in June and July combined (27.2 IP), a home run by Texas' Shin-Soo Choo on June 21...after allowing a career-high five runs in a 10-3 loss to Seattle on Opening Day, he pitched to a 1.96 ERA (64.1 IP, 14 ER) through the end of the regular season, including two separate career-high scoreless streaks each spanning 19 appearances...did not allow a run in 13 regular-season appearances (16.0 IP) vs. the AL's four other post-season clubs: Baltimore, Oakland, Detroit and Kansas City...had a string of 11 consecutive hitless appearances May 7-June 5, longest stretch in the majors in 2014 and second longest in club history behind a 13-game stretch in 2012 by Ernesto Frieri...went 53 appearances without a decision to start the season, longest such streak in Angels history...POSTSEASON: Was the only Angel to pitch in all three games of the ALDS vs. KC...took the loss in Game 2 when he allowed 3 runs in the 11th inning as the Angels lost, 4-1...surrendered a two-run homer to Eric Hosmer.

**2013:** Missed a total of 74 games due to two trips to the DL...was out April 13–May 25 with a right shoulder strain, and his season ended on August 24 when he underwent an appendectomy...was the primary set-up man for Angels closer Ernesto Frieri.

**2012:** Began the season with the Angels but was optioned to Triple-A Salt Lake on May 3 when the Angels acquired Ernesto Frieri from San Diego...returned July 5 and remained with the Angels the rest of the season...following his recall was 3-1, 1.67 ERA (37.2 IP, 7 ER) in 40 appearances.

**2011:** Spent two separate stints with Angels before his season was cut short due to a knee injury...made his third consecutive Opening Day roster...pitched in five of the first eight games but was optioned to Triple-A Salt Lake on April 10 with an 0-1 record and 6.75 ERA (4.0 IP, 3 ER)...recalled May 11 and made 11 appearances in his second stint, going 1-1, 8.00 ERA (9.0 IP, 8 ER)...optioned to Triple-A June 11...while at Salt Lake, suffered a right knee sprain and was placed on the DL July 16...underwent arthroscopic surgery to evaluate his right knee August 31, effectively ending his season.

**2010:** Spent his first full season in the majors and finished second on the staff with 68 appearances behind Fernando Rodney (72)...served as primary set-up man for closers Rodney and Brian Fuentes...14 of final 15 outings were scoreless (0.64 ERA) to drop his ERA from 5.04 to 3.97.

**2009:** Made his first career Opening Day roster in for the AL West champions...the Angels won 97 games that season, second most in the majors behind the Yankees (103), who eliminated them in the ALCS...finished fifth among AL rookies with 54 appearances, tied for second with six relief wins, and ranked third with 17 holds...recorded first career win on June 17 at SF...made five postseason appearances in the ALDS and ALCS...appeared in three games during ALCS vs. New York-AL...was the winning pitcher in Game 5 after getting one out to close the seventh inning.

**2008:** Began the season at Double-A Arkansas going 2-1 with 11 saves and a 1.42 ERA (31.2 IP, 5 ER) in 25 games...promoted to Triple-A Salt Lake after being named to the Texas League All-Star team and went 1-3, 2.35 ERA (23.0 IP, 6 ER) in 15 games...had contract selected from Triple-A Salt Lake September 7 and made major league debut the next day vs. New York-AL...worked 1.0 inning and retired the side in order on nine pitches while facing Jeter, Abreu and Rodriguez...made his second appearance two days later and again worked 1.0 inning vs. the same Yankee hitters, retiring all three, including Rodriguez via strikeout, his first big league strikeout...made the Angels postseason roster but did not appear in the ALDS vs. Boston.

**2007:** Spent entire season with Single-A Rancho Cucamonga...posted a 4.19 ERA with three saves in 44 appearances...threw 14.0 consecutive scoreless innings from June 9 to July 6...had 50 strikeouts in 53.2 innings pitched.

**2006:** Spent entire season with Single-A Rancho Cucamonga...was first season as a reliever...went 4-4 with 16 saves and a 3.58 ERA in 47 appearances...gave up one earned run in first seven outings.

**2005:** Began season with Rookie Level Arizona...made seven starts...transferred to Single-A Rancho Cucamonga and made four starts there.

**2004:** Spent season with Single-A Cedar Rapids...finished the season 6-3 with a 2.65 ERA in 10 starts.

**2003:** Spent first full season with Single-A Cedar Rapids.

**2002:** Made professional debut with Rookie Level Arizona...made five starts and three relief appearances.

**PROFESSIONAL:** Selected by the Angels in the second round of the 2002 First-Year Player Draft; signed by Angels scout Todd Blyleven, the son of Hall of Famer Bert.

JEPSEN'S PITCHING RECORD																			
YEAR	CLUB	W-L	ERA	G	GS	CG	SH	SV	IP	H	R	ER	HR	HB	BB	SO	WP	BK	BAA
2002	AZL Angels	1-3	6.84	8	5	0	0	0	26.1	29	22	20	3	5	12	19	1	0	.274
2003	Cedar Rapids	6-3	2.65	10	10	0	0	0	51.0	32	24	15	2	2	28	42	0	0	.180
2004	Cedar Rapids	8-10	3.43	27	27	1	1	0	144.1	122	68	55	6	12	77	136	14	2	.232
2005	AZL Angels	0-1	5.52	7	7	0	0	0	14.2	8	10	9	1	3	11	17	4	1	.151
	Rancho Cucamonga	0-1	10.66	4	4	0	0	0	12.2	19	18	15	2	1	10	11	0	0	.333
2006	Rancho Cucamonga	4-4	3.58	47	0	0	0	16	50.1	51	26	20	2	4	34	46	6	0	.270
2007	Rancho Cucamonga	1-5	4.19	44	0	0	0	3	53.2	61	29	25	2	3	38	50	4	0	.292
2008	Arkansas	2-1	1.42	25	0	0	0	11	31.2	22	5	5	0	0	18	35	3	0	.198
	Salt Lake	1-3	2.35	15	0	0	0	2	23.0	17	9	6	3	0	12	21	2	0	.212
	LOS ANGELES-AL	0-1	4.32	9	0	0	0	0	8.1	8	5	4	0	0	4	7	1	0	.250
2009	Salt Lake	1-0	9.00	14	0	0	0	2	18.0	30	24	18	4	1	16	20	0	0	.349
	LOS ANGELES-AL	6-4	4.94	54	0	0	0	1	54.2	63	33	30	2	0	19	48	6	0	.292
2010	LOS ANGELES-AL	2-4	3.97	68	0	0	0	0	59.0	54	26	26	2	2	29	61	8	0	.250
2011	LOS ANGELES-AL	1-2	7.62	16	0	0	0	0	13.0	21	11	11	2	1	9	6	5	0	.375
	Salt Lake	1-3	4.45	24	0	0	0	7	28.1	32	14	14	4	0	8	20	4	0	.291
2012	Salt Lake	2-2	3.24	23	0	0	0	2	25.0	18	9	9	1	0	9	35	3	0	.202
	LOS ANGELES-AL	3-2	3.02	49	0	0	0	2	44.2	39	17	15	3	2	12	38	1	0	.244
2013	Inland Empire	0-0	0.00	1	0	0	0	0	1.0	0	0	0	0	0	0	0	0	0	.000
	Salt Lake	0-0	13.50	2	0	0	0	0	2.0	2	3	3	2	0	2	1	0	0	.250
	LOS ANGELES-AL	1-3	4.50	45	0	0	0	0	36.0	41	21	18	3	1	14	36	2	0	.283
2014	LOS ANGELES-AL	0-2	2.63	74	0	0	0	2	65.0	45	19	19	4	2	23	75	5	0	.192
2015	TAMPA BAY	2-5	2.81	46	0	0	0	5	41.2	34	15	13	4	0	20	34	2	0	.227
	MINNESOTA	1-1	1.61	29	0	0	0	10	28.0	18	5	5	1	0	7	25	3	0	.176
Minor League Totals		27-36	4.00	251	53	1	1	43	482.0	443	261	214	32	31	275	453	41	3	.245
Major League Totals		16-24	3.62	390	0	0	0	20	350.1	323	152	141	21	8	137	330	33	0	.246

JEPSEN'S CAREER FIELDING RECORD									
POSITION	PCT	G	PO	A	E	TC	DP	PB	
Pitcher	.940	390	21	42	4	67	3	—	

# JEPSEN'S DIVISION SERIES RECORD

YEAR	OPPONENT	W-L	ERA	G	GS	CG	SHO	SV	IP	H	R	ER	HR	HP	BB	SO	WP	BK	BAA
2009	Boston	0-0	6.75	2	0	0	0	0	1.1	3	1	1	0	0	0	1	0	0	.429
2014	Kansas City	0-1	13.50	3	0	0	0	0	2.0	4	4	3	1	0	4	1	0	0	.400
Division Series Totals		0-1	10.80	5	0	0	0	0	3.1	7	5	4	1	0	4	2	0	0	.412

# JEPSEN'S LEAGUE CHAMPIONSHIP SERIES RECORD

YEAR	OPPONENT	W-L	ERA	G	GS	CG	SHO	SV	IP	H	R	ER	HR	HP	BB	SO	WP	BK	BAA
2009	New York-AL	1-0	2.45	3	0	0	0	0	3.2	5	1	1	1	0	2	2	0	0	.333

# JEPSEN'S 2015 GAME LOGS

DATE	OPP.	W	L	SV	SVO	HLD	ERA	GS	CG	IP	H	R	ER	HR	BB	IBB	HB	SO	AVG	#PIT
4/7	Bal	0	0	0	0	0	0.00	0	0	1.0	0	0	0	0	0	0	0	0	.000	15
4/8	Bal	0	0	0	0	1	0.00	0	0	1.0	0	0	0	0	1	0	0	3	.000	22
4/11	@Mia	0	0	0	0	1	0.00	0	0	1.0	1	0	0	0	0	0	0	2	.100	15
4/14	@Tor	0	0	1	1	0	0.00	0	0	1.0	0	0	0	0	0	0	0	0	.077	13
4/16	@Tor	0	0	0	0	1	0.00	0	0	1.0	0	0	0	0	0	0	0	0	.067	6
4/17	NYV	0	1	0	0	0	1.50	0	0	1.0	2	1	1	0	0	0	0	0	.150	24
4/22	Bos	0	0	0	0	1	1.29	0	0	1.0	0	0	0	0	0	0	0	2	.125	21
4/23	Bos	0	0	0	0	0	1.13	0	0	1.0	0	0	0	0	0	0	0	0	.107	13
4/29	@NYV	0	0	0	0	0	0.96	0	0	1.1	0	0	0	0	0	0	0	0	.094	13
April		0	1	1	1	4	0.96	0	0	9.1	3	1	1	0	1	0	0	7	.094	142
5/1	Bal	0	0	0	0	1	0.87	0	0	1.0	0	0	0	0	0	0	0	2	.086	13
5/3	Bal	0	0	0	1	0	1.74	0	0	0.0	3	1	1	1	0	0	0	0	.158	8
5/6	@Bos	0	0	0	0	1	2.38	0	0	1.0	2	1	1	1	2	0	0	0	.186	29
5/8	Jex	0	0	0	0	1	2.25	0	0	0.2	0	0	0	0	0	1	0	0	.182	15
5/10	Jex	0	1	0	0	0	2.84	0	0	0.2	0	0	0	0	3	0	0	0	.196	23
5/12	NYV	1	0	0	0	0	2.63	0	0	1.0	0	0	0	0	0	0	0	1	.184	15
5/13	NYV	0	0	0	0	1	2.45	0	0	1.0	1	0	0	0	0	0	0	1	.189	16
5/15	@Min	0	0	0	0	0	2.30	0	0	1.0	0	0	0	0	0	0	0	0	.182	5
5/16	@Min	0	1	0	0	0	2.20	0	0	0.2	2	2	2	0	0	1	0	0	.203	18
5/19	@Atl	0	0	0	0	1	2.08	0	0	1.0	0	0	0	0	1	0	0	1	.194	24
5/21	Oak	0	0	0	0	1	1.96	0	0	1.0	0	0	0	0	0	1	0	0	.188	14
5/22	Oak	0	0	0	0	1	1.86	0	0	1.0	0	0	0	0	0	0	0	1	.176	14
5/26	Sea	0	0	0	0	1	1.77	0	0	1.0	0	0	0	0	0	0	0	2	.169	13
5/29	@Bal	0	0	0	0	1	2.11	0	0	1.0	2	1	1	1	1	0	0	0	.187	18
May		1	2	0	2	8	3.00	0	0	12.0	11	6	4	2	10	0	0	10	.256	225
6/3	@LAA	0	0	0	0	1	2.05	0	0	0.2	2	0	0	0	0	0	0	1	.205	12
6/4	@Sea	0	0	1	1	0	1.96	0	0	1.0	0	0	0	0	1	0	0	2	.200	16
6/5	@Sea	0	0	1	1	0	1.88	0	0	1.0	1	0	0	0	0	0	0	1	.202	19
6/7	@Sea	0	0	1	1	0	1.80	0	0	1.0	1	0	0	0	0	0	0	1	.202	17
6/10	LAA	0	0	0	0	1	1.73	0	0	1.0	1	0	0	0	0	0	0	0	.204	20
6/11	LAA	0	1	0	1	0	2.73	0	0	0.1	2	3	3	0	1	0	0	1	.219	26
6/14	CWS	0	0	1	1	0	2.63	0	0	1.0	0	0	0	0	0	0	0	0	.212	7
6/17	@Was	0	0	0	0	1	2.54	0	0	1.0	0	0	0	0	0	0	0	0	.206	14
6/18	@Was	0	0	0	0	0	2.45	0	0	1.0	2	0	0	0	1	0	0	2	.217	17
6/21	@Cle	0	1	0	0	0	2.70	0	0	0.2	2	1	1	0	1	1	0	0	.229	18
6/24	Tor	0	0	0	0	0	2.61	0	0	1.0	0	0	0	0	0	0	0	2	.223	12
6/26	Bos	0	0	0	0	0	2.53	0	0	1.0	1	0	0	0	0	0	0	1	.226	13
6/27	Bos	0	0	0	0	1	2.73	0	0	1.0	1	1	1	1	1	0	0	2	.227	12
June		0	2	4	5	5	3.86	0	0	11.2	13	5	5	1	5	1	0	12	.295	203
7/2	Cle	0	0	0	0	0	2.65	0	0	1.0	1	0	0	0	0	0	0	0	.230	15
7/3	@NYV	0	0	0	1	0	3.41	0	0	0.1	3	3	3	1	2	0	0	1	.246	24
7/7	@KC	0	0	0	0	0	3.34	0	0	0.2	1	0	0	0	0	0	0	0	.248	7
7/10	Hou	0	0	0	0	1	3.28	0	0	0.2	0	0	0	0	0	0	0	0	.244	11
7/11	Hou	0	0	0	0	1	3.19	0	0	1.0	0	0	0	0	0	0	0	0	.239	12
7/12	Hou	0	0	0	0	0	3.11	0	0	1.0	0	0	0	0	0	0	0	1	.234	11
7/18	@Tor	1	0	0	0	0	3.03	0	0	1.0	0	0	0	0	0	0	0	0	.229	13
7/21	@Phi	0	0	0	0	1	2.95	0	0	1.0	0	0	0	0	0	0	0	2	.224	13
7/22	@Phi	0	0	0	0	0	2.88	0	0	1.0	2	0	0	0	1	0	0	0	.231	20
7/27	Det	0	0	0	0	1	2.81	0	0	1.0	0	0	0	0	1	0	0	1	.227	18
July		1	0	0	1	5	3.12	0	0	8.2	7	3	3	1	4	0	0	5	.226	144
8/2	Sea	0	1	0	0	0	3.21	0	0	0.1	0	2	2	2	0	2	0	1	.225	23
8/4	@Tor	0	0	0	0	0	3.14	0	0	1.0	0	0	0	0	0	0	0	2	.221	13
8/5	@Tor	0	0	0	0	0	3.07	0	0	1.0	0	0	0	0	2	0	0	1	.217	19
8/8	@Cle	0	0	0	0	0	3.00	0	0	1.0	1	0	0	0	0	0	0	0	.217	11
8/11	Jex	0	0	0	0	0	2.96	0	0	0.2	0	0	0	0	0	0	0	0	.215	11
8/13	Jex	0	0	0	0	0	2.91	0	0	0.2	0	0	0	0	0	0	0	0	.212	11
8/15	Cle	0	0	0	0	1	2.85	0	0	1.0	1	0	0	0	0	0	0	0	.213	16
8/16	Cle	0	0	0	0	1	2.79	0	0	1.0	2	0	0	0	0	0	0	0	.218	19
8/17	@NYV	0	0	0	0	0	2.74	0	0	1.0	0	0	0	0	0	0	0	1	.215	12
8/21	@Bal	0	0	1	1	0	2.68	0	0	1.0	0	0	0	0	0	0	0	3	.211	16
8/22	@Bal	0	0	1	1	0	2.63	0	0	1.0	0	0	0	0	0	0	0	0	.208	9
8/23	@Bal	0	0	0	0	0	2.58	0	0	1.0	0	0	0	0	0	0	0	1	.204	15
8/25	@TB	0	0	0	0	0	2.53	0	0	1.0	1	0	0	0	0	0	0	0	.205	15
8/26	@TB	0	0	1	1	0	2.48	0	0	1.0	0	0	0	0	0	0	0	1	.202	10
8/28	Hou	0	0	1	1	0	2.44	0	0	1.0	2	0	0	0	1	0	0	2	.207	31
August		0	1	4	4	2	1.32	0	0	13.2	7	2	2	0	5	0	0	13	.146	240
9/1	CWS	1	0	0	0	0	2.40	0	0	1.0	0	0	0	0	0	0	0	0	.204	8
9/2	CWS	0	0	1	1	0	2.35	0	0	1.0	0	0	0	0	0	0	0	1	.201	12
9/5	@Hou	0	0	1	1	0	2.47	0	0	1.0	2	1	1	1	2	0	0	1	.206	26
9/7	@KC	0	0	0	0	0	2.43	0	0	1.0	0	0	0	0	0	0	0	2	.203	13
9/9	@KC	0	0	1	1	0	2.39	0	0	1.0	0	0	0	0	0	0	0	1	.200	17
9/11	@CWS	0	0	0	0	0	2.35	0	0	1.0	0	0	0	0	0	0	0	0	.197	13
9/15	Det	0	0	0	0	0	2.34	0	0	0.1	3	3	3	0	3	0	0	0	.196	6
9/16	Det	0	0	0	1	0	2.59	0	0	1.0	4	2	2	2	0	0	0	1	.209	25
9/19	LAA	0	0	0	0	0	2.51	0	0	2.0	1	0	0	0	0	0	0	1	.207	20
9/22	Cle	0	0	1	1	0	2.47	0	0	1.0	1	0	0	0	0	0	0	2	.208	17
9/26	@Det	0	0	1	1	0	2.43	0	0	1.0	1	0	0	0	0	0	0	1	.208	11
9/28	@Cle	0	0	0	0	0	2.39	0	0	1.0	0	0	0	0	0	0	0	0	.206	9
10/1	@Cle	0	0	1	1	0	2.36	0	0	1.0	1	0	0	0	0	0	0	2	.206	12
10/2	KC	0	0	0	0	0	2.33	0	0	1.0	1	0	0	0	0	0	0	0	.206	21
Sept./Oct.		1	0	6	7	0	1.88	0	0	14.1	11	3	3	1	2	0	0	12	.204	210
Totals		3	6	15	20	24	2.33	0	0	69.2	52	20	18	5	27	1	0	59	.206	1181



# MAXKEPLER

**HEIGHT/WEIGHT:** 6-4/207

**BATS/THROWS:** L/L

**BORN:** 2/10/93 in Berlin, Germany

**AGE:** 22

**RESIDES:** Berlin, Germany

**ACQUIRED:** Signed as an undrafted free agent, 7/11/09

**M.L. SERVICE:** 13 days

**CONTRACT STATUS:** Signed thru 2015

OF **67**

2015		GAME HIGHS		CAREER	
Hits: 1, 10/4 vs. KC	HR: --		Hits: 1, 10/4/15 vs. KC	HR: --	
RBI: --	Grand Slam: --		RBI: --	Grand Slam: --	
Hit-Streak: 1, 10/4 vs. KC	SB: --		Hit-Streak: 1, 10/4/15 vs. KC	SB: --	

**PERSONAL:** Maximilian Kepler-Rozycki...attended John F. Kennedy School, an American school in Berlin and the St. Emmeram Academy in Regensburg in 2008, where he trained for baseball...attended Ft. Myers South (FL) High School in time for his junior year of high school...his parents Marek Rozycki and Kathy Kepler were both professional ballet dancers in Berlin...grew up playing baseball, soccer, tennis, swimming and skiing; was given a tennis scholarship to the Steffi Graf Tennis Foundation in Berlin...played baseball for Buchbinder Legionäre Regensburg of Bundesliga, the highest baseball league in Germany.

## 2015:

- Participated in second career Twins spring training and was optioned to Double-A Chattanooga March 15.
- Optioned to Single-A Ft. Myers where he started the season and played in six games before being promoted back to Chattanooga April 20.
- Named Twins minor league Player of the Week and Southern League Player of the Week May 25, hitting .500 (12-for-24) with three doubles, two home runs, nine RBI, four walks and a .571 on-base percentage in seven games.
- Named Southern League Player of the Week again June 22, hitting .636 (14-for-22) with four triples, four RBI, four walks, six runs scored and a .704 on-base percentage in six games.
- Named Twins minor league Player of the Month for June, hitting .364 (32-for-88) with six doubles, five triples, one home run, 17 RBI and 18 walks in 25 games.
- Placed on 7-day disabled list from July 9-16 with left shoulder inflammation.
- Selected to World Team for SiriusXM Futures Game but did not play due to shoulder injury.
- Named Southern League mid- and postseason All-Star.
- Reached base safely in 41 of 42 games from June 5-August 1, including 25 straight June 5-July 5
- Named Twins minor league Player of the Month for July, hitting .306 (22-for-72) with five doubles, two triples, three home runs, 15 RBI and 13 walks in 20 games.
- Recorded 20 RBI and walked 19 times in 28 August games.
- Named Southern League Most Valuable Player, hitting .322 (131-for-407) with 32 doubles, 13 triples, nine home runs, 71 RBI, 76 runs scored and 67 walks in 112 games for the Lookouts.
- Hit three home runs (1 grand slam) in the five-game Southern League Championship against Biloxi, helping guide the Lookouts to Southern League Championship.
- Named to *Baseball America's* Minor League Baseball All-Star Team.
- Recipient of Sherry Robertson Award for Twins Minor League Player of the Year.
- Recalled from Chattanooga September 22.
- Made major league debut September 27 at Detroit, striking out in pinch-hit appearance.
- Recorded first major league hit October 4 vs. Kansas City, singling off Johnny Cueto.

**2014:** Participated in first career Twins spring training and was optioned to Single-A Ft. Myers March 9 and spent entire season there...hit second career grand slam April 27 vs. Palm Beach...placed on 7-day disabled list June 4 with a left forearm strain; reinstated June 19...placed on 7-day disabled list July 21 with a right thumb contusion; reinstated July 29...recorded season-high eight-game hitting streak August 3-12, hitting .355 (11-for-31) during the streak...hit third career grand slam, second of season August 21 at Bradenton...hit .314 (33-for-105) with nine doubles,

two triples, two home runs, 16 RBI and 15 runs scored in 29 August games...played 61 games in centerfield, 18 in rightfield, 12 at first base and eight in leftfield...played for Salt River in the Arizona Fall League, hitting .307 (23-for-75) with four doubles, three triples, seven RBI and 13 runs scored in 18 games...named 12th best prospect in Twins system by *Baseball America* entering 2015.

**2013:** Spent the season with Single-A Cedar Rapids...set season-high with four hits (5 at-bats) July 5 vs. Wisconsin...homered in consecutive games twice — June 25-26 and August 16-17...recorded 12 RBI in final 10 games August 15-September 2...played in the Arizona Fall League with Glendale Desert Dogs, hitting .234 (15-for-64) with five doubles, four RBI, eight runs scored and seven walks in 18 games...added to Twins 40-man roster November 20.

**2012:** Spent second season with Rookie Elizabethton...named Twins minor league Player of the Month for July, hitting .333 (32-for-96) with seven doubles, seven home runs, 28 RBI and 19 runs scored...earned Appalachian League Topps/Minor League Baseball Player of the Year award...named Appalachian League Postseason All-Star...named *Baseball America* Rookie All-Star...ranked seventh best prospect in Appalachian League by *Baseball America*...ranked eighth best prospect in Twins organization by *Baseball America* entering the 2013 season.

**2011:** Spent entire season with Rookie Elizabethton...hit first professional home run July 14 vs. Pulaski...hit .351 (13-for-37) off left-handed pitching and .240 (37-for-154) off right-handers...played 43 games in leftfield...ranked 20th best prospect in Twins organization by *Baseball America* entering 2012.

**2010:** Spent first professional season with the GCL Twins...finished fifth on team in hits (40)...ninth ranked prospect in Gulf Coast League and 11th best in the Twins organization by *Baseball America* entering 2011.

**2009:** Ranked 10th best prospect in the Twins organization by *Baseball America* entering 2010.

**PROFESSIONAL:** Signed as an undrafted free agent on July 11, 2009 by Twins Vice President of Player Personnel Mike Radcliff.

KEPLER'S PLAYING RECORD																			
YEAR	CLUB	AVG	G	AB	R	H	2B	3B	HR	RBI	SH	SF	HB	BB	SO	SB	CS	E	OBP
2010	GCL Twins	.286	37	140	15	40	6	1	0	11	0	0	0	13	27	6	1	2	.346
2011	Elizabethton	.262	50	191	29	50	11	3	1	24	2	2	3	23	54	1	1	3	.347
2012	Elizabethton	.297	59	232	40	69	16	5	10	49	0	2	8	27	33	7	0	1	.387
2013	Cedar Rapids	.237	61	236	35	56	11	3	9	40	0	1	2	24	43	2	0	7	.312
2014	Ft. Myers	.264	102	364	53	96	20	6	5	59	2	2	5	34	62	6	2	5	.333
2015	Ft. Myers	.250	6	24	4	6	2	0	0	0	0	0	0	2	5	1	0	0	.308
	Chattanooga	.322	112	407	76	131	32	13	9	71	1	5	2	67	63	18	4	5	.416
	MINNESOTA	.143	3	7	0	1	0	0	0	0	0	0	0	0	3	0	0	0	.143
Minor League Totals		.281	427	1594	252	448	98	31	34	254	5	12	20	190	287	41	8	23	.362
Major League Totals		.143	3	7	0	1	0	0	0	0	0	0	0	0	3	0	0	0	.143

KEPLER'S CAREER FIELDING RECORD							
POSITION	PCT	G	PO	A	E	TC	PB
Outfield	1.000	2	3	0	0	3	—

HOW TO FIGURE...

**BATTING AVERAGE:** Divide the number of safe hits by the total number of at-bats (at-bats do not include walks, sacrifices, hit by pitch, or times awarded first on obstruction or interference).

**SLUGGING PERCENTAGE:** Divide the total bases of all safe hits by the total number of at-bats.

**ON-BASE PERCENTAGE:** Add the total number of hits, walks and hit by pitch and divide by the total of at-bats, walks, hit-by-pitches and sacrifice flies.

**EARNED RUN AVERAGE:** Multiply the total number of earned runs by nine, then divide the result by the number of innings pitched.

**FIELDING AVERAGE:** Divide the total putouts and assists by the total of putouts, assists and errors (total chances).

**CONSECUTIVE HITTING STREAKS:** A consecutive hitting streak shall not be terminated if the plate appearance results in a base on balls, hit batsman, defensive interference, or a sacrifice bunt. A sacrifice fly shall terminate the streak.

**WON-LOST PERCENTAGE:** Divide the number of games won by the total number of games played.





# JOE MAUER

**HEIGHT/WEIGHT:** 6-5/225

**BATS/THROWS:** L/R

**BORN:** 4/19/83 in St. Paul, MN

**AGE:** 32

**RESIDES:** Ft. Myers, FL


**ACQUIRED:** 1st round (1st overall), 2001 First-Year Player Draft

**M.L. SERVICE:** 12 years

**CONTRACT STATUS:** Signed thru 2018

18

7

	2015	GAME HIGHS	CAREER
Hits: 4, 7/4 at KC	HR: 1, 10x, last 9/30-1 at CLE		Hits: 5, 5x, last 8/14/13 vs. CLE
RBI: 3, 5x, last 6/5 vs. MIL	Grand Slam: -		HR: 2, 4x, last 8/18/09 at TEX
Hit-Streak: 11, 7/17-30	SB: 1, 2x, last 9/26 at DET		RBI: 7, 7/26/10 at KC
			Grand Slam: 3, last 9/1/12 at KC
			Hit-Streak: 16, 2x, last 6/19-8/15/14
			SB: 2, 7/19/05 vs. BAL

**PERSONAL:** Joseph Patrick Mauer...wife, Maddie (Bisanz)...twin daughters, Maren Virginia and Emily Teresa (7/24/13)...2001 graduate of Cretin-Derham Hall (MN) High School where he played baseball, basketball and football...led football team to two straight appearances in the Minnesota Class 5A championship game, winning the state title in 2000...named Gatorade's National Player of the Year, Parade and USA Today Player of the Year, and Reebok/ESPN High School All-American in football...signed letter of intent to play football at Florida State University...was All-State in basketball in junior and senior seasons...tied a national high school baseball record by homering in seven consecutive games...was District V Player of the Year and Gatorade Player of the Year in 2001...was member of Team USA Junior National Team 1998-2000...voted best hitter at the World Tournament in Panama in 2000...became seventh Minnesotan to be selected in first round and first to be selected first overall...donates time and effort in support of Twins Rookie League and R.B.I. programs...is active member of Minnesota Action Team, an expanding national youth volunteer initiative run by the Major League Baseball Players Trust and Volunteers of America...donates time and money in support of renovating and building baseball fields in St. Paul and surrounding areas...participates annually in Twins Winter Caravan.

## 2015:

- Made 11th career Opening Day start, second straight at first base; tied with Kirby Puckett for fourth most Opening Day starts in club history, trailing Harmon Killebrew (12), Rod Carew (12) and Kent Hrbek (12).
- Hit 312th career double April 26 at Seattle, tying Kent Hrbek for third on the Twins all-time list; hit 313th career double April 27 vs. Detroit, passing Hrbek and moving into sole possession of third.
- Recorded 700th career RBI April 29 vs. Detroit.
- Homered in the 13th inning May 20 at Pittsburgh to give Twins an eventual 4-3 victory; the home run was the 110th of his career, tying him with Roy Smalley for 12th on Twins all-time list...hit 111th career home run June 5 vs. Milwaukee, passing Smalley and moving into sole possession of 12th...it was Mauer's second career extra-innings home run.
- Played in 1,361st career game June 16 at St. Louis, tying Gary Gaetti for sixth on Twins all-time list; played in 1,362nd career game June 17 at St. Louis, passing Gaetti and moving into sole possession of sixth.
- Had 32-game Interleague on-base streak snapped June 16 at St. Louis, going 0-for-4; the streak spanned back to May 21, 2013.
- Hit solo home run with two outs in bottom of eighth inning June 18 vs. St. Louis, tying the game at 1-1 as Twins eventually won 2-1.
- Set season-high with four hits July 4 at Kansas City, the 23rd time in career with four-plus hits.
- Recorded two RBI August 5 at Toronto giving him 735 for his career, passing Rod Carew and moving into sole possession of eighth on the Twins all-time list.
- Hit 329th career double, tying Tony Oliva for second on the Twins all-time list; hit 330th August 11 vs. Texas moving into second place.
- Reached base safely in 43 straight games August 7-September 24, which set a club record and was the fourth longest streak in baseball in 2015.
- Played in 148th game September 23 vs. Cleveland, setting a new single-season career-high (147 in 2012).
- Hit 10th home run September 30 at Cleveland (Game 1), marking his fifth season with double-digit homers.
- Hit .352 (44-for-152) with runners in scoring position, the fourth best in the AL and 11th best in baseball.

**2014:** Started 10th career Opening Day March 31 at Chicago-AL, his first as a first baseman; the 10 Opening Day starts tied with Tony Oliva for fifth most in club history (Killebrew - 12, Carew - 12, Hrbek - 12, Puckett - 11)...drew 18 walks in April, the fifth most in the AL, tied for eighth most in baseball...recorded 289th and 290th career doubles June 2 at Milwaukee, tying and passing Justin Morneau and moving into sole possession of fifth place on the Twins all-time list...drew 641st career walk June 3 at Milwaukee, tying Bob Allison for third on the Twins all-time list; passed Allison the next day with his 642nd June 4 vs. Milwaukee, moving into sole possession of third...played in 1,234th career game June 9 at Toronto,

tying Torii Hunter for ninth on the Twins all-time list; passed Hunter the next day with his 1,235th June 10 at Toronto, moving into sole possession of ninth...played in 1,236th career game the next day June 11 at Toronto, tying Bob Allison for eighth on Twins all-time list; passed Allison with his 1,237th June 13 at Detroit, moving into sole possession of eighth...was named Major League Baseball All-Star Ambassador, joining Bert Blyleven, Rod Carew, Paul Molitor and Tony Oliva...the role helped generate awareness for all events during All-Star Week, including the 85th MLB All-Star Game (July 15th), Gatorade All-Star Workout Day (July 14th) featuring the Home Run Derby, Taco Bell All-Star Sunday (July 13), including the SiriusXM All-Star Futures Game, the Taco Bell All-Star Legends & Celebrity Softball Game (July 13), and T-Mobile All-Star FanFest at the Minneapolis Convention Center (July 11th-15)...placed on 15-day disabled list July 2 with right oblique strain...went on rehab assignment, playing four games with Single-A Cedar Rapids; reinstated August 11...recorded 300th career double August 11 at Houston...recorded 1,500th career hit two days later August 13 at Houston...became sixth Twin to record 1,500 hits joining Puckett (2,304), Carew (2,085), Oliva (1,917), Hrbek (1,749) and Killebrew (1,713)...tied career-high with 16-game hitting streak June 19-August 15, hitting .365 (23-for-63) with eight doubles, one home run and 14 RBI during the streak...drew 111th career intentional walk, passing Kent Hrbek and moving into sole possession of third on the Twins all-time list...reached base safely in 25 straight games June 19-August 23, at the time was the longest in baseball; longest for a Twin since Michael Cuddyer reached in 27 straight in 2010...played in 1,278th career game September 4 vs. Los Angeles-AL, tying him with Justin Morneau for seventh on the Twins all-time list; played in 1,279th September 5 moving into sole possession of seventh...hit 305th career double September 6 vs. Los Angeles-AL, tying Rod Carew for fourth on the Twins all-time list...hit 306th double September 9 at Cleveland, passing Carew and moving into sole possession of fourth on the Twins all-time list...hit .429 (24-for-56) with runners in scoring position in final 47 games, beginning June 17, the highest in baseball since that date.

**2013:** Played in the World Baseball Classic with Team USA, hitting .429 (9-for-21) with two doubles, one triple, two RBI and four runs scored in six games...started ninth Opening Day as catcher April 1 vs. Detroit, going 3-for-4 with a double and a walk...recorded 1,276th career hit April 7 at Baltimore, tying him with Gary Gaetti for sixth on the Twins all-time list; passed Gaetti with his 1,277th April 8 at Kansas City, moving into sole possession of sixth place...recorded 252nd career double April 15 vs. Los Angeles-AL, tying him with Gary Gaetti for seventh on Twins all-time list...passed Gaetti with his 253rd May 5 at Cleveland, moving into sole possession of seventh place...recorded 20th career four-hit game April 15 vs. Los Angeles-AL, recording three RBI...had 21st career four-hit game the next night April 16 vs. Los Angeles-AL, also had three RBI...it was the second time in his career recording consecutive first-hit games, last being June 26-27, 2006 vs. Los Angeles-NL...went 0-for-21 from April 23-30, the longest hitless stretch of his career...hit safely in 15 straight games April 30-May 18, the second longest streak of his career; batted .443 (27-for-61) during the streak with 12 doubles...recorded 259th and 260th doubles of career May 10 vs. Baltimore, tying and passing Torii Hunter and moving into sole possession of sixth place on the Twins all-time list...scored three runs May 11 vs. Baltimore, the 646th, 647th and 648th runs of his career, the first tied Gary Gaetti and Cesar Tovar for ninth on the Twins all-time list, the second run passed them and placed him ninth, the third run tied him with Bob Allison for eighth on the Twins all-time list...passed Allison with 649th May 13 vs. Chicago-AL and moved into sole possession of eighth place...was intentionally walked May 13 vs. Chicago-AL, the 99th of his career, tying Rod Carew for fifth most in Twins history...drew 100th May 21 at Atlanta...hit .371 (39-for-105) in May, the third highest average in the AL; his 12 doubles ranked fourth and his .455 on-base percentage for the month was tied with Miguel Cabrera for first...hit 100th career home run June 8 at Washington, a solo shot off Gio Gonzalez...scored 672nd career run June 23 at Cleveland, tying him with Torii Hunter for seventh on the Twins all-time list...passed Hunter with his 673rd June 25 at Miami...drew 599th and 600th career walks July 8 at Tampa Bay...named starting catcher on the American League All-Star team, his sixth appearance and fourth start, compiling 5,443,856 votes; he batted eighth and went 1-for-2, singling off Cliff Lee...placed on Paternity List July 24-29 and traveled back to Minnesota for the birth of his twin daughters Maren Virginia and Emily Teresa, who were born two minutes apart, beginning at 3:05 a.m. July 24...hit .360 (27-for-75) in 20 July games, the seventh best average in the AL; posted a .437 on-base percentage in the month, third best in the AL...tied career-high with five hits August 14 vs. Cleveland, marking his fifth career five-hit game, first since 2010...placed on 7-day disabled list August 20 with concussion-like symptoms, after suffering multiple foul balls to the mask August 19 vs. New York-NL; missed the Twins final 39 games...set a single-season career-high with 89 strikeouts...threw out 43% of baserunners attempting to steal, the second best percentage of career and highest since 2007...ranked third in baseball in batting average (.324) with a minimum of 400 at-bats; his .404 on-base percentage ranked sixth in baseball...hit .291 (78-for-268) with two strikes, the highest in baseball and fourth highest in Twins history...was Twins finalist for the Roberto Clemente Award, given by Major League Baseball and Chevrolet for community service excellence...won fifth Louisville Slugger Silver Slugger Award, one of seven Twins to ever win the award...given the Calvin R. Griffith Award for Most Valuable Twin voted on by the Twin Cities Chapter of the BBWAA, his third time winning the award...ranked by *Baseball America* in its annual tools survey as the third-best hitter in the AL (Miguel Cabrera and Mike Trout), second best strike zone judgment (Cabrera), and third best defensive catcher (Salvador Perez and Matt Wieters)...on November 11, it was announced that he would be moving from catcher to first base starting in 2014 due to inherent risks of future injury.

**2012:** Was Twins Opening Day catcher for eighth time in career, going 0-for-2 with two walks April 6 at Baltimore...hit second career home run at Target Field April 12 vs. Los Angeles-AL in his 468th career plate appearance at Target Field...batted .325 (26-for-80) with 13 RBI, 12 walks and a .419 on-base percentage in 21 April games...reached base via hit or walk in 19 of those games...tied career-high with three walks May 11 vs. Toronto...tied it again two days later May 13 vs. Toronto...also had three walks May 30 vs. Oakland and July 7 at Texas...had 19th career game with four-plus hits May 20 at Milwaukee, his first since August 18, 2010 vs. Chicago-AL...recorded 1,164th and 1,165th career hits June 17 vs. Milwaukee, tying and passing Cesar Tovar (1,164) and moving into ninth place on the Twins all-time list...hit 232nd career double June 24 at Cincinnati, tying Harmon Killebrew for ninth on the Twins all-time list...passed Killebrew and moved into sole possession of ninth with his 233rd career double June 29 vs. Kansas City...batted .397 (29-for-73) with nine multi-hit games and .438 on-base percentage in 20 June games; .397 average was third highest in baseball...had season-high 12-game hitting streak June 17-July 3, batting .449 (22-for-49) in that span...selected as reserve on American League All-Star team, marking his fifth selection...finished second in voting among AL catchers (2,922,422) behind the Rangers Mike Napoli (4,317,178)...played 20 innings at first base and went 1-for-1 with a single...led American League in on-base percentage (.416) at All-Star break and ranked sixth in batting average (.326)...recorded 1,197th and 1,198th career hits July 17 vs. Baltimore, tying and passing Chuck Knoblauch (1,197), moving into sole possession of eighth place on Twins all-time list...that game also marked his 1,000th major league game...drew 513th career walk July 20 at Kansas City, tying Chuck Knoblauch for sixth on Twins all-time list...passed Knoblauch with 514th career walk July 22 at Kansas City, moving into sole possession of sixth place...hit go-ahead three-run homer with two outs in top of ninth inning August 4 at Boston off Alfredo Aceves, giving Twins the eventual 6-4 victory...hit 239th career double August 6 at Cleveland, tying him with Michael Cuddyer for eighth on Twins all-time doubles list...passed Cuddyer and moved into sole possession of eighth place with his 240th double August 10 vs. Tampa Bay...recorded 1,218th career hit August 10 vs. Tampa Bay, tying him with Torii Hunter for seventh on Twins all-time hits list...passed Hunter and moved into sole possession of seventh place with 1,219th hit August 12 vs. Tampa Bay...caught 831st career game August 24 at Texas, tying him with Earl Battey for most games caught in Twins history...passed Battey with his 832nd game and moved into sole possession of first place August 27 vs. Seattle...recorded 549th career walk September 28 vs. Detroit, tying him with Roy Smalley for fifth place on the Twins all-time walks list...passed Smalley and moved into sole possession of fifth place with his 550th September 29 vs. Detroit...batted .388

(31-for-80) in 22 September games, ranking first in AL and third in baseball; .485 on-base percentage ranked first in AL and second in baseball... hit .474 (9-for-19) with runners in scoring position in that time, second best in AL and third best in baseball...tied single-season career-high drawing 84th walk September 28 vs. Detroit; set single-season career-high drawing 85th walk September 29 vs. Detroit...tied single-season career-high playing in 146th game October 2 at Toronto; set single-season career high playing in 147th game October 3 at Toronto...played 74 games at catcher (72 starts), 30 games at first base and 42 as designated hitter...finished first in baseball with .416 on-base percentage and tied for third in AL in times on base (.266); reached base four-plus times in 11 games...ranked first in baseball in three-hit games (23) and fourth among American Leaguers in batting average (.319) and walks (90)...ranked third in AL and fifth in baseball in batting average with runners in scoring position (.372)...was only player in baseball with 30-plus doubles, 80-plus RBI, 80-plus runs, 90-plus walks, .300-plus batting average and 400-plus on-base percentage...was one of two players in baseball with 90-plus walks (90) and less than 90 strikeouts (88), the other being Joey Votto (94 walks, 85 strikeouts)...rated best strike zone judgment and second best defensive catcher in American League by *Baseball America's* annual best tools survey...finalist (Twins representative) for the Hank Aaron Award, recognizing the most outstanding offensive performer in each league...named to 2013 USA roster for World Baseball Classic.

**2011:** Was Twins Opening Day catcher for seventh time in career, marking the most ever by a Twins catcher, passing Butch Wynegar, who started six (1976-80, 82)...played in nine games before being placed on the 15-day disabled list with bilateral leg weakness April 14...played seven games on rehab assignment with Single-A Ft. Myers, batting .261 (6-for-23)...transferred to 60-day disabled list June 3; reinstated June 17...batted just .217 (13-for-60) in first 18 games off disabled list June 17-July 6, but batted .317 (64-for-202) in final 55 games July 7-end of the season...played first career game at first base, going 3-for-5 with two RBI July 7 vs. Chicago-AL...played 18 games at first base, batting .424 (28-for-66) and fielding .994 (1 error in 170 total chances) at that position...tied career-high with three walks July 15 vs. Kansas City and September 14 at Kansas City, his final game of the season...recorded 448th career walk, tying him with Tony Oliva for eighth on Twins all-time list July 23 vs. Detroit...passed Oliva and moved into sole possession of eighth place with 449th career walk July 27 at Texas...hit first home run of season July 27 at Texas, his first since September 15, 2010, a span of 203 plate appearances...recorded 450th career walk July 28 at Texas, tying him with Kirby Puckett for seventh place on Twins all-time list...passed Puckett and moved into sole possession of seventh place with 451st career walk July 29 at Oakland...recorded 210th career double, tying Chuck Knoblauch for 10th on Twins all-time list, August 8 vs. Boston...moved into sole possession of 10th on the list with 211th career double August 10 vs. Boston...made first major league start in rightfield August 18 vs. New York-AL...caught 759th career game August 4 at Los Angeles-AL, tying Butch Wynegar for second on the Twins all-time list for most games caught...caught 760th career game, surpassing Wynegar, August 5 vs. Chicago-AL, and moving into sole possession of second place...recorded 85th career intentional walk, tying Kirby Puckett for fifth on the Twins all-time list, July 29 at Oakland...moved into sole possession of fifth place on the list with 86th career intentional walk September 7 vs. Chicago-AL...reached safely via hit or walk 12 times in final 25 plate appearances September 7-14, posting a .520 on-base percentage in that span...placed on 15-day disabled list with pneumonia, ending his season September 22...named second best defensive catcher in the American League by *Baseball America* behind Baltimore's Matt Wieters.

**2010:** Was Twins Opening Day catcher for sixth time...hit first double at Target Field by a Twins player (second inning off Jon Lester) April 12 vs. Boston...had third career five-hit game April 24 at Kansas City...caught 657th career game June 16 vs. Colorado, tying Tim Laudner for third place on Twins all-time list...passed Laudner on June 18 at Philadelphia, catching 658th career game...voted American League's starting catcher in 2010 All-Star Game for third time in career (4th career All-Star appearance); went 0-for-2 in the game with fly out and reaching on an error...amassed 5,372,606 votes, marking third most votes all time, trailing only Ken Griffey Jr. (6,079,688) in 1994 and Albert Pujols (5,397,374) in 2009...became first catcher to be MLB's overall top vote-getter since Ivan Rodriguez of Texas in 2000...joined Rod Carew (1975, 77-78) as only other Twin to lead baseball in votes...had fourth career five-hit game and career-high seven RBI July 26 vs. Kansas City in Twins 19-1 victory...collected six consecutive hits July 26-27 at Kansas City...tied Cesar Tovar for 11th on club's all-time doubles list with his 193rd July 31 vs. Seattle...passed Tovar August 5 and moved into sole possession of 11th place with 194th career double August 5 at Tampa Bay...played in 800th career game August 13 vs. Oakland...hit first home run at Target Field (off Gavin Floyd), snapping a string of 209 consecutive plate appearances without a home run at Target Field August 18 vs. Chicago-AL...collected Twins only hit, breaking up a no-hitter with one out in the ninth inning off Neftali Feliz August 23 at Texas, marking second time in career in which he broke up a no-hitter in ninth (May 6, 2008 at Chicago-AL, Gavin Floyd)...named Pepsi's clutch performer for month of August after batting .380 (35-for-92) with seven doubles, two home runs, 16 RBI and 17 runs scored in 26 games...also posted .522 slugging percentage, .482 on-base percentage and recorded a hit in 19 of 26 games played (8 multi-hit games)...scored 500th career run September 7 vs. Kansas City...became 15th Twins player in club history with 500-plus runs...tied Bob Allison for 12th on club's all-time hits list with 999th career hit September 12 at Cleveland...recorded 1,000th career hit, a first-inning single off John Danks September 14 at Chicago-AL...the hit also passed Bob Allison on Twins all-time hits list, moving him into sole possession of 12th place...hit 200th career double, becoming one of 11 Twins in club history with 200-plus doubles, September 16 at Chicago-AL...missed nine games in September with jammed left knee, suffered while running the bases September 19 vs. Oakland...hit 43rd double, placing him second on baseball's all-time list for doubles by a catcher in one season (Ivan Rodriguez, 47 in 1996) October 3 vs. Toronto...passed Brian Harper's 1990 total of 42, moving into first on Twins all-time single-season doubles list for a catcher...recorded five games with four-or-more hits, third-most in baseball...recorded 40 multi-hit games and 20 three-hit games...batted .389 against AL Central opponents...batted .516 against the Royals and .451 against the White Sox...was one of just four players in baseball with 40-plus doubles and a .320-plus batting average (Carlos Beltré, New York-NL; Miguel Cabrera, Detroit; and Josh Hamilton, Texas)...became just fourth Twin to post those numbers — Paul Molitor in 1996, Tony Oliva in 1964 and 65, and Kirby Puckett in 1988 and 89...awarded third consecutive Rawlings Gold Glove...won fourth Louisville Slugger Silver Slugger Award (3rd consecutive)...finished eighth in American League MVP voting with 97 points, including two third-place votes...named to *Baseball America's* major league All-Star team...ranked by *Baseball America* as the American League's best defensive catcher, second best overall hitter (Detroit's Miguel Cabrera) and second best strike-zone judgment (Boston's Kevin Youkilis) in their annual tools survey...was given the Dick Siebert Award for Upper Midwest Player of the Year and the Calvin R. Griffith Award for Most Valuable Twin by the Twin Cities Chapter of the BBWAA.

**2009:** Missed all of April on the 15-day disabled list due to inflammation of the right sacroiliac joint (April 2-30)...homered in first at-bat of season May 1 vs. Kansas City...hit safely in 14 straight games May 7-21, batting .418 (23-for-55) with seven multi-hit games, seven home runs, 14 runs scored, and 21 RBI...had second career grand slam and season-high six RBI May 21 at Chicago-AL...earned American League Player of the Week honors May 18-24...finished May with 11 home runs and 32 RBI, the first time in Twins history a player has reached 11 home runs and 30 RBI in same month...only other player in franchise history to accomplish the feat was Harmon Killebrew, who hit 13 home runs and drove in 37 runs in August 1960 with the Washington Senators...his 32 RBI set a Twins record for the month of May...earned American League Player of the Month honors for May after batting .414 (41-for-99) with seven doubles, one triple, 11 home runs, 19 walks, 32 RBI, 27 runs scored and recording an on-base percentage of .500 and a slugging percentage of .838...finished June batting .353 (36-for-102) with three home runs, 11 RBI and 16 runs scored in 10 multi-hit games...hit career-high 14th home run June 20 vs. Houston...finished first-half batting .373 (90-for-241) with 15 home runs, 49 RBI and 49 runs scored in just 64 games...his .373 first-half average was sixth highest in Twins pre-All-Star break history...selected to third All-Star game and voted by the fans as the starting catcher for the second straight season...went 1-for-3 in the All-Star game with a run scored

and a game-tying RBI-double in the fifth inning...for the month of August, led the AL in batting average (.391) and intentional walks (4), ranked second in hits (45), third in on-base percentage (.449), tied for fourth in runs (21), tied for fifth in home runs (8), fifth in slugging percentage (.652) and sixth in RBI (23)...had third four-hit game of season August 7 at Detroit...hit seven home runs in an 11-game span, with 17 RBI and .553 batting average August 7-18...hit safely in 14 of 28 games in August...hit safely in 110 of 138 games overall (80%)...won third American League batting title, becoming one of just 10 players in major league history to win three-or-more batting titles, and the first to win back-to-back batting titles since Nomar Garciaparra of Boston in 1999 and 2000...finished ninth in the American League in multi-hit games (55) and first in three-hit games (23)...led American League with .365 batting average, .444 on-base percentage, and .587 slugging percentage...only 12 players have ever led the American League in all three, with the last being Kansas City's George Brett in 1980...of the 12 AL players to do it, 10 are in the Baseball Hall of Fame (Ted Williams, 5 times; Ty Cobb, 3; Napoleon Lajoie, 2; and George Stone, Tris Speaker, Babe Ruth, Lou Gehrig, Jimmie Fox, Frank Robinson, Carl Yastrzemski, Fred Lynn and George Brett, 1)...no catcher in either league had ever led in all three categories at the end of a season before Mauer...named *Baseball America's* Player of the Year and MLB Players Choice Award's American League Most Outstanding Player...was given the Calvin R. Griffith Award for Most Valuable Twin and the Dick Siebert Award for Upper Midwest Player of the Year by the Twin Cities chapter of the BBWAA...was given his second Rawlings Gold Glove Award...won Louisville Slugger Silver Slugger Award...was named the American League's Most Valuable Player, becoming the fifth player in club history to win the award (Zoilo Versalles, 1965; Harmon Killebrew, 1969; Rod Carew, 1977; and Justin Morneau, 2006)...became the first catcher to win the AL MVP since Ivan Rodriguez with Texas in 1999.

**2008:** Finished first-half third in AL in batting (.322) behind Ian Kinsler (.337) of Texas and Justin Morneau (.323)...became first Twins catcher to start an All-Star Game July 15 at New York-AL, going 1-for-1 with a walk...had career-high 16-game hit-streak from August 4-24, batting .349 (22-for-63) with one home run, 10 RBI and 13 runs scored...had second career five-hit game and season-high four RBI August 29 at Oakland...his .362 batting average with runners in scoring position ranked seventh in American League...was one of just four catchers to log 1,200-plus innings behind the plate, and ranked second in league by throwing out 36% of potential base stealers...finished season four points ahead of Dustin Pedroia (Boston) to win his second batting title in three years (2006)...it was 13th American League batting title won by a Minnesota Twin in 48-year existence of team as he joined Tony Oliva and Rod Carew as only Twins who have won multiple titles...joined Buddy Myer (Washington, 1935) and Joe Cronin (Washington, 1931) as only players in franchise history to hit over .300, score over 95 runs, record 30-plus doubles, drive in 80-plus runs, and walk 80-plus times in a single season...was given the Dick Siebert Award for Upper Midwest Player of the Year and the Carl R. Pohlad Community Service Award by the Twin Cities chapter of the BBWAA...won first Rawlings Gold Glove Award, becoming second Twins catcher to win the award (Earl Batley in 1961 and 62)...became first American League player to win batting title and Gold Glove in same season since Ichiro Suzuki (Seattle) in 2004...won Louisville Slugger Silver Slugger Award.

**2007:** Disabled with strained left quadriceps May 6-June 8...began rehab assignment at Single-A Ft. Myers June 6...hit first career grand slam June 29 at Detroit...recorded Twins first inside-the-park home run since Torii Hunter (July 26, 2001) July 21 vs. Los Angeles-AL...had season-high 10-game hit-streak, going 15-for-40 (.375) July 14-24...threw out 19 of 40 (48%) runners attempting to steal to up career totals to 58 of 127 (46%).

**2006:** Named American League Player of the Week June 5-11...had first career five-hit game June 27 vs. Los Angeles-NL...named AL Player of the Month for July...selected to first career All-Star team July 11 at Pittsburgh...was intentionally walked 21 times, second highest single-season total by a Twin (Killebrew, 23 in 1970)...finished season hitting .347 and won the AL batting title...became first AL catcher to win batting title and at 23, the youngest batting champ since Alex Rodriguez (21) in 1996...the last catcher to win batting title was Ernie Lombardi in 1942 with the Boston Braves...won Dick Siebert Award for Upper Midwest Player of the Year, by the Twin Cities chapter of the BBWAA...won Louisville Slugger Silver Slugger Award.

**2005:** Threw out 17 of 48 (35%) runners attempting to steal to up career totals to 22 of 64 (34%)...led club in batting (.294) and walks (61), tied for lead in intentional walks (12), second in hits (144) and multi-hit games (41), tied for second in stolen bases (13), and third in doubles (26).

**2004:** Made major league debut and singled off Rafael Betancourt for first big league hit April 5 vs. Cleveland...disabled with medial meniscus tear in left knee April 7-June 2...had surgery to remove meniscus in left knee April 8...began rehab assignment at Ft. Myers May 26 and continued rehab at Rochester...hit first major league homer off Esteban Yan June 6 vs. Detroit...had first career two-homer game June 30 vs. Chicago-AL...had first career four-hit game July 7 vs. Kansas City...disabled for remainder of season with sore left knee July 19...won Bill Boni Award as Twins Outstanding Rookie, awarded by the Twin Cities chapter of the BBWAA...ranked top prospect in the Twins organization by *Baseball America* entering the 2005 season.

**2003:** Began season at Single-A Ft. Myers...named Twins minor league Player of the Week May 24-30...played in Florida State League All-Star Game...promoted to New Britain June 16...played for United States team in the Futures Game at U.S. Cellular Field in Chicago...named Twins minor league Player of the Month for July...named Topps Eastern League Player of the Month for July...led both Florida State League and Eastern League in throwing out runners attempting to steal...led Twins minor leaguers in hits (172), second in RBI (85) and fourth in walks (49)...was fifth among all minor leaguers in hits and was 11th in batting average (.338)...led all minor league catchers in batting...selected to Florida State League Postseason All-Star team...rated best hitting prospect and best defensive catcher in Florida State League by *Baseball America*...named to *Baseball America's* minor league All-Star team and All-Defensive team...rated best prospect in Eastern League and Florida State League...named Teenager of the Year by Sportsticker...named minor league Player of the Year by *Baseball America* and Sportsticker...won Sherry Robertson Award as Twins minor league Player of the Year...played for Team USA in Olympic Qualifying Tournament in Panama...ranked top prospect in the Twins organization by *Baseball America* entering the 2004 season.

**2002:** Selected to Midwest League All-Star team June 18 at Lansing...disabled for remainder of season after surgery to repair hernia August 30...led club in walks (61), was second in batting (.302), hits (124) and RBI (62), tied for second in doubles (23), and fourth in at-bats (411) and runs (58)...named to Sportsticker's Midwest League All-Ten team and Midwest League Postseason All-Star team...named to Topps Single-A All-Star Team...rated top minor league catching prospect, second best arm strength, third best receiving skills and best defensive catcher in Midwest League by *Baseball America*...selected to Low Single-A All-Star team by *Baseball America*...ranked top prospect in the Twins organization by *Baseball America* entering the 2003 season.

**2001:** Named Twins minor league Player of the Week, going 14-for-29 (.483) August 26-September 1...named Twins minor league Player of the Month for August, going 44-for-107 (.411)...rated as top prospect in Appalachian League and top minor league catching prospect by *Baseball America*.

**PROFESSIONAL:** Selected first overall by the Twins in the 2001 First-Year Player Draft; signed by scout Mark Wilson.

MAUER'S PLAYING RECORD																			
YEAR	CLUB	AVG	G	AB	R	H	2B	3B	HR	RBI	SH	SF	HB	BB	SO	SB	CS	E	OBP
2001	Elizabethton	.400	32	110	14	44	6	2	0	14	0	0	1	19	10	4	0	4	.492
2002	Quad Cities	.302	110	411	58	124	23	1	4	62	0	2	2	61	42	0	0	6	.393
2003	Ft. Myers	.335	62	233	25	78	13	1	1	44	0	3	1	24	24	3	0	0	.395
	New Britain	.341	73	276	48	94	17	1	4	41	0	4	5	25	25	0	0	3	.400
2004	Rochester	.316	5	19	1	6	3	0	0	2	0	1	0	1	4	0	0	0	.333
	Ft. Myers	.667	2	6	0	4	0	0	0	2	0	0	0	2	2	0	0	0	.750
	MINNESOTA	.308	35	107	18	33	8	1	6	17	0	3	1	11	14	1	0	2	.369
2005	MINNESOTA	.294	131	489	61	144	26	2	9	55	0	3	1	61	64	13	1	5	.372
2006	MINNESOTA	.347	140	521	86	181	36	4	13	84	0	7	1	79	54	8	3	4	.429
2007	Ft. Myers	.000	1	3	0	0	0	0	0	0	0	0	0	1	0	0	0	0	.250
	MINNESOTA	.293	109	406	62	119	27	3	7	60	2	3	3	57	51	7	1	1	.382
2008	MINNESOTA	.328	146	536	98	176	31	4	9	85	1	11	1	84	50	1	1	3	.413
2009	Ft. Myers	.400	5	15	2	6	2	0	0	4	0	1	0	2	1	0	0	0	.444
	MINNESOTA	.365	138	523	94	191	30	1	28	96	0	5	2	76	63	4	1	3	.444
2010	MINNESOTA	.327	137	510	88	167	43	1	9	75	0	6	3	65	53	1	4	3	.402
2011	Ft. Myers	.261	7	23	3	6	2	0	1	6	0	0	1	3	1	0	0	0	.370
	MINNESOTA	.287	82	296	38	85	15	0	3	30	0	2	3	32	38	0	0	5	.360
2012	MINNESOTA	.319	147	545	81	174	31	4	10	85	1	3	2	90	88	8	4	5	.416
2013	MINNESOTA	.324	113	445	62	144	35	0	11	47	0	2	0	61	89	0	1	3	.404
2014	Cedar Rapids	.400	4	15	2	6	0	0	0	1	0	0	0	0	1	0	0	0	.400
	MINNESOTA	.277	120	455	60	126	27	2	4	55	0	2	1	60	96	3	0	3	.361
2015	MINNESOTA	.265	158	592	69	157	34	2	10	66	1	5	1	67	112	2	1	5	.338
Minor League Totals		.331	301	1111	153	368	66	5	10	176	0	11	10	138	110	7	0	13	.406
Major League Totals		.313	1456	5425	817	1697	343	24	119	755	5	52	19	743	772	48	17	42	.394

MAUER'S CAREER FIELDING RECORD									
POSITION	PCT	G	PO	A	E	TC	DP	PB	
Catcher	.995	920	5831	323	30	6184	39	40	
First Base	.996	293	2482	199	12	2693	244	—	
Outfield	1.000	1	3	0	0	3	0	—	
Totals	.995	1214	8316	522	42	8880	283	40	

MAUER'S DIVISION SERIES RECORD																			
YEAR	OPPONENT	AVG	G	AB	R	H	2B	3B	HR	RBI	SH	SF	HB	BB	SO	SB	CS	E	OBP
2006	Oakland	.182	3	11	0	2	0	0	0	0	0	0	0	1	0	0	0	0	.250
2009	New York-AL	.417	3	12	1	5	1	0	0	1	0	0	0	2	4	0	0	0	.500
2010	New York-AL	.250	3	12	0	3	0	0	0	0	0	0	0	1	3	0	0	1	.250
Division Series Totals		.286	9	35	1	10	1	0	0	1	0	0	0	4	7	0	0	1	.359

MAUER'S ALL-STAR GAME RECORD																			
YEAR	HOST	AVG	G	AB	R	H	2B	3B	HR	RBI	SH	SF	HB	BB	SO	SB	CS	E	OBP
2006	Pittsburgh	.000	1	2	0	0	0	0	0	0	0	0	0	0	1	0	0	0	.000
2008	New York-AL	1.000	1	1	0	1	0	0	0	0	0	0	0	1	0	0	0	0	1.000
2009	St. Louis	.333	1	3	1	1	1	0	0	1	0	0	0	0	0	0	0	0	.333
2010	Los Angeles-AL	.000	1	2	0	0	0	0	0	0	0	0	0	0	0	0	0	0	.000
2012	Kansas City	1.000	1	1	0	1	0	0	0	0	0	0	0	0	0	0	0	0	1.000
2013	New York-NL	.500	1	2	0	1	0	0	0	0	0	0	0	0	0	0	0	0	.500
All-Star Game Totals		.364	6	11	1	4	1	0	0	1	0	0	0	1	1	0	0	0	.417

MAUER'S WORLD BASEBALL CLASSIC RECORD																			
YEAR	CLUB	AVG	G	AB	R	H	2B	3B	HR	RBI	SH	SF	HB	BB	SO	SB	CS	E	OBP
2013	USA	.429	6	21	4	9	2	1	0	2	0	0	0	5	4	0	0	0	.538





# TREVORMAY

**HEIGHT/WEIGHT:** 6-5/240

**BATS/THROWS:** R/R

**BORN:** 9/23/89 in Longview, WA

**AGE:** 26

**RESIDES:** Kelso, WA

**ACQUIRED:** Trade with Philadelphia, 12/6/12

**M.L. SERVICE:** 1 year, 51 days

**CONTRACT STATUS:** Signed thru 2015

RHP

65

2015			GAME HIGHS	CAREER		
IP: 7.0, 2x, last 6/3 at BOS	Walks: 3, 3x, last 7/1 at CIN			IP: 7.0, 2x, last 6/3/15 at BOS	Walks: 7, 8/9/14 at OAK	
SO: 9, 2x, last 6/3 at BOS	CG: - -			SO: 10, 9/14/14 at CWS	CG: - -	
Win Streak: 4, 7/6-8/7	Low-Hit: - -			Win Streak: 4, 7/6-8/7/15	Low-Hit: - -	

**PERSONAL:** Trevor J. May...2008 graduate of Kelso (WA) High School where he was a valedictorian...went 11-1 his senior year to help team to the Class 3A state championship game...produces music and enjoys DJing in spare time.

## 2015:

- Played in third career Twins spring training and was optioned to Triple-A Rochester March 28.
- Was slated to be Triple-A Rochester third starter but was recalled by Minnesota when Ricky Nolasco was placed on DL with right elbow inflammation.
- Made start in Home Opener April 13 vs. Kansas City, allowing five runs on eight hits in 5.1 innings pitched with one walk and four strikeouts and was the dealt the loss.
- Pitched 7.0-shutout innings with two hits allowed, no walks and nine strikeouts, which tied a season-high (previous May 23 at Chicago-AL) June 3 at Boston.
- Moved to the bullpen upon Ervin Santana's reinstatement from the 80-day restricted list in beginning of July; had gone 4-7, 4.37 ERA (80.1 IP, 39 ER) with 18 walks and 71 strikeouts in 15 starts.
- Held opponents scoreless in 14 consecutive relief appearances (13.0 IP) from July 25-August 28.
- Recorded six holds from August 21 through the end of the season, the most on the Twins in that span.
- Went 4-8, 4.43 ERA (83.1 IP, 41 ER) with 18 walks and 73 strikeouts in 16 starts and 4-1, 2.87 ERA (31.1 IP, 10 ER) with eight walks and 37 strikeouts in 32 relief appearances.
- Tied for seventh among AL rookies in games (48) and tied for ninth in holds (7).

**2014:** Optioned to Triple-A Rochester from Twins spring training March 9...set season-high with 11 strikeouts May 1 vs. Louisville (6.0 IP)...tied season-high with 11 again June 16 vs. Pawtucket (8.1 IP)...pitched first complete game May 13 vs. Columbus, the sixth of minor league career...went 4-2, 1.47 ERA (36.2 IP, 6 ER) with 34 strikeouts and 15 walks in six May starts...selected to participate in SiriusXM Futures Game at Target Field, replacing St. Louis prospect Marco Gonzalez (recall)...placed on 7-day disabled list June 26 with right calf strain (suffered June 21 at Buffalo); could not play and was replaced by teammate Alex Meyer...reinstated July 13 and made four starts for the Red Wings before being recalled August 9...made major league debut in a start August 9 at Oakland, allowing four runs on three hits and seven walks in 2.0 innings pitched, being dealt the loss...earned first major league win September 3 vs. Chicago-AL, allowing three runs on six hits in 5.0 innings pitched, with one walk and six strikeouts as the Twins won 11-4...set season and career-high with 10 strikeouts (6.0 IP) September 14 at Chicago-AL; eighth different rookie in club history to record double-digit strikeouts; 12th different time, and first since Matt Garza in 2007...combined to go 11-12, 4.44 ERA (144.0 IP, 71 ER) with 61 walks and 138 strikeouts between Rochester and Minnesota...finished third in the organization in strikeouts (138), behind Phil Hughes (186) and Alex Meyer (153)...ranked ninth best prospect and best changeup in Twins system by *Baseball America* entering 2015.

**2013:** Participated in first Twins major league spring training and optioned March 11...spent his first season in the Twins organization with Double-A New Britain...pitched two 7.0-inning complete game shutouts — April 24 at New Hampshire and May 10 vs. Portland (Game 2)...named Twins minor league Player of the Week for June 21, tossing 7.2 shutout innings with four hits allowed, one walk and nine strikeouts, earning the win June 18 at Erie...had season-high 10 strikeouts twice — May 10 vs. Portland (7.0 IP) and August 31 vs. Reading (7.0 IP)...struck out six-plus in 16 starts and eight-plus in eight starts...named to Eastern League All-Star East team but did not play...led the Eastern League in strikeouts (159), tied for first in starts (27) and ranked fifth in innings pitched (151.2)...led the Rock Cats in wins (9)...played in the Arizona Fall League with Glendale Desert Dogs, going 0-2, 3.21 ERA (14.0 IP, 5 ER) with four walks and 12 strikeouts in nine games (1 start)...named eighth best prospect and best changeup in the Twins system by *Baseball America* entering 2014.

**2012:** Spent the season with Double-A Reading (Philadelphia)...went 5-0, 2.40 ERA (30.0 IP, 8 ER) with eight walks and 33 strikeouts in five April starts...did not allow a home run in first eight starts (46.1 IP) April 6-May 16...led the Eastern League in strikeouts (151), was tied for

first in starts (28), tied for eighth in wins (10) and 10th in innings (149.2)...struck out seven-plus batters in nine of 28 starts and eight-plus in four starts; averaged 9.1 strikeouts-per-9.0 innings pitched...acquired by Twins via trade with Philadelphia along with pitcher Vance Worley, in exchange for outfielder Ben Revere December 12.

**2011:** Spent season with Single-A Clearwater...named Phillies Pitcher of the Week May 30-June 5...named Phillies minor league Pitcher of the Month for June, going 2-2, 1.50 ERA (30.0 IP, 5 ER) with 13 walks and 40 strikeouts in five starts...named to Florida State League All-Star team and earned the win (1.0 IP)...was the 50th anniversary of the FSL All-Star game, which was played in Bright House Field, his home club's park in Clearwater, FL...named FSL Pitcher of the Week twice...struck out 208 batters in 151.1 IP (12.37 K/9.0 IP), third-most in all of minor league baseball...recorded double-digit strikeouts seven times, including 14 strikeouts June 22 at Tampa (7.0 IP), the most strikeouts by a Phillies minor league pitcher since at least 1980...led the Florida State League in strikeouts and shutouts (2), tied for second in complete games (3) and starts (27), and ranked third in innings pitched (151.1)...given Paul Owens Award as best pitcher in the Phillies minor league system...named the top prospect in the Phillies minor league system by *Baseball America* entering 2012.

**2010:** Began season with Single-A Clearwater...selected as a midseason Florida State League All-Star...transferred to Single-A Lakewood July 4...named Phillies minor league Pitcher of the Week July 26-August 1...averaged 12.13 strikeouts-per-9.0 IP between both levels...named the fifth best prospect in the Phillies minor league system by *Baseball America* entering the 2011 season.

**2009:** Spent the season with Single-A Lakewood (Philadelphia)...named Phillies minor league Pitcher of the Week August 31-September 7...averaged 11.06 strikeouts-per-9.0 IP...held opponents to a .211 batting average...went 1-0, 0.00 ERA (11.0 IP) with 11 strikeouts in two postseason starts.

**2008:** Began professional career with the GCL Phillies...participated in Florida Instructional League.

**PROFESSIONAL:** Selected by Philadelphia in the fourth round of the 2008 First-Year Player Draft; signed by Dave Ryles.

MAY'S PITCHING RECORD																			
YEAR	CLUB	W-L	ERA	G	GS	CG	SH	SV	IP	H	R	ER	HR	HB	BB	SO	WP	BK	BAA
2008	GCL Phillies	1-1	3.75	5	2	0	0	0	12.0	11	7	5	0	1	7	11	1	0	.256
2009	Lakewood	4-1	2.56	15	15	0	0	0	77.1	58	24	22	3	2	43	95	6	1	.211
2010	Clearwater	5-5	5.01	16	14	0	0	0	70.0	53	41	39	7	5	61	90	9	1	.212
	Lakewood	7-3	2.91	11	11	0	0	0	65.0	51	22	21	3	1	20	92	5	0	.214
2011	Clearwater	10-8	3.63	27	27	3	2	0	151.1	121	65	61	8	5	67	208	8	0	.221
2012	Reading	10-13	4.87	28	28	0	0	0	149.2	139	87	81	22	11	78	151	8	1	.249
2013	New Britain	9-9	4.51	27	27	2	2	0	151.2	149	79	76	14	8	67	159	7	0	.256
2014	Rochester	8-6	2.84	18	18	1	1	0	98.1	75	33	31	4	0	39	94	2	0	.209
	MINNESOTA	3-6	7.88	10	9	0	0	0	45.2	59	41	40	7	2	22	44	3	0	.314
2015	MINNESOTA	8-9	4.00	48	16	0	0	0	114.2	127	53	51	11	4	26	110	4	0	.279
Minor League Totals		54-46	3.90	147	142	6	5	0	775.1	657	358	336	61	33	382	900	46	3	.230
Major League Totals		11-15	5.11	58	25	0	0	0	160.1	186	94	91	18	6	48	154	7	0	.289

MAY'S CAREER FIELDING RECORD									
POSITION	PCT	G	PO	A	E	TC	DP	PB	
Pitcher	.900	58	6	12	2	20	0	—	

MAY'S BATTING RECORD													
BATTING	AVG	AB	R	H	2B	3B	HR	RBI	SH	SF	HB	BB	SO
Career	.000	3	0	0	0	0	0	0	0	0	0	0	3

ROOKIE QUALIFICATIONS	
A player shall be considered a rookie unless, during a previous season, he had (a) exceeded 130 at-bats or 50 innings pitched in the major leagues; or (b) accumulated more than 45 days on the active roster of a major league club, or clubs, during the period of 25-man limit (excluding time in military service and time on the disabled list).	

# MAY'S 2015 GAME LOGS

DATE	OPP.	W	L	SV	SVO	HLD	ERA	GS	CG	IP	H	R	ER	HR	BB	IBB	HB	SO	AVG	#PIT
4/13	KC	0	1	0	0	0	8.44	1	0	5.1	8	5	5	1	1	1	0	4	.364	78
4/19	Cle	1	0	0	0	0	4.76	1	0	6.0	4	1	1	0	0	0	0	4	.267	97
4/25	@Sea	0	0	0	0	0	4.91	1	0	3.1	3	2	2	0	1	0	0	5	.259	51
4/30	CWS	1	0	0	0	0	4.43	1	0	5.2	10	2	2	0	1	0	0	4	.298	97
April		2	1	0	0	0	4.43	4	0	20.1	25	10	10	1	3	1	0	17	.298	323
5/5	Oak	0	1	0	0	0	4.15	1	0	5.2	5	2	2	0	2	0	0	3	.286	101
5/10	@Cle	0	1	0	0	0	5.40	1	0	4.0	9	6	6	1	3	0	0	4	.310	89
5/16	TB	0	0	0	0	0	5.15	1	0	6.2	7	3	3	1	0	0	0	3	.303	104
5/23	@CWS	1	0	0	0	0	4.95	1	0	7.0	5	3	3	0	0	0	1	9	.287	80
5/29	Tor	0	0	0	0	0	5.07	1	0	6.0	8	4	4	1	1	0	0	5	.292	86
May		1	2	0	0	0	5.52	5	0	29.1	34	18	18	3	6	0	1	24	.288	460
6/3	@Bos	1	0	0	0	0	4.45	1	0	7.0	2	0	0	0	0	0	0	9	.271	98
6/9	KC	0	1	0	0	0	4.16	1	0	6.0	7	1	1	0	3	0	0	5	.274	103
6/15	@StL	0	1	0	0	0	4.26	1	0	5.0	5	3	3	2	1	0	0	3	.273	83
6/20	ChC	0	0	0	0	0	4.03	1	0	6.0	7	1	1	0	2	0	1	7	.276	101
6/26	@Mil	0	1	0	0	0	4.62	1	0	0.1	6	6	5	1	0	0	0	0	.289	30
June		1	3	0	0	0	3.70	5	0	24.1	27	11	10	3	6	0	1	24	.281	415
7/1	@Cin	0	1	0	0	0	4.37	1	0	6.1	6	2	1	0	3	0	0	6	.286	98
7/6	Bal	1	0	0	0	0	4.32	0	0	1.0	1	0	0	0	0	0	0	1	.285	16
7/10	Det	1	0	0	0	0	4.26	0	0	1.0	2	0	0	0	0	0	0	0	.287	12
7/12	Det	0	0	0	0	0	4.16	0	0	2.0	2	0	0	0	0	0	0	0	.286	24
7/19	@Oak	0	0	0	0	0	4.43	0	0	1.0	2	3	3	1	0	0	1	1	.288	23
7/22	@LAA	0	0	0	0	0	4.43	0	0	2.0	3	1	1	0	1	1	0	2	.290	30
7/25	NYN	0	0	0	0	1	4.38	0	0	1.0	1	0	0	0	0	0	0	1	.289	13
7/28	Pit	0	0	0	0	0	4.36	0	0	0.1	0	0	0	0	0	0	0	0	.289	2
7/30	Sea	0	0	0	0	0	4.32	0	0	1.0	1	0	0	0	1	0	0	2	.288	20
July		2	1	0	0	1	2.87	1	0	15.2	18	6	5	1	5	1	1	13	.286	238
8/1	Sea	1	0	0	0	0	4.27	0	0	1.0	0	0	0	0	0	0	0	1	.286	13
8/2	Sea	0	0	0	0	0	4.22	0	0	1.0	1	0	0	0	0	0	0	2	.285	15
8/6	@Tor	0	0	0	0	0	4.18	0	0	1.0	1	0	0	0	0	0	0	3	.285	19
8/7	@Cle	1	0	0	0	0	4.13	0	0	1.0	1	0	0	0	0	0	0	0	.285	9
8/9	@Cle	0	0	0	0	0	4.09	0	0	1.0	1	0	0	0	0	0	1	1	.284	23
8/14	Cle	0	1	0	0	0	4.15	1	0	3.0	5	2	2	1	0	0	0	2	.288	49
8/19	@NYN	0	0	0	0	0	4.13	0	0	0.1	0	0	0	0	0	0	0	1	.287	4
8/21	@Bal	0	0	0	0	1	4.09	0	0	1.0	0	0	0	0	0	0	0	1	.285	13
8/22	@Bal	0	0	0	0	1	4.05	0	0	1.0	1	0	0	0	0	0	0	3	.284	15
8/23	@Bal	0	0	0	0	0	4.00	0	0	1.1	0	0	0	0	1	0	0	1	.281	25
8/25	@TB	0	0	0	0	0	3.96	0	0	1.0	0	0	0	0	2	0	0	1	.279	24
8/28	Hou	0	0	0	0	1	3.92	0	0	1.0	0	0	0	0	0	0	0	2	.277	15
8/30	Hou	0	0	0	0	0	3.99	0	0	0.1	1	1	1	1	0	0	0	1	.278	8
August		2	1	0	0	3	1.93	1	0	14.0	11	3	3	2	3	0	1	19	.212	232
9/1	CWS	0	0	0	0	0	3.96	0	0	1.0	1	0	0	0	0	0	0	1	.278	14
9/2	CWS	0	0	0	0	1	3.92	0	0	1.0	0	0	0	0	0	0	0	2	.276	10
9/6	@Hou	0	1	0	1	0	4.17	0	0	0.0	3	3	3	1	1	0	0	0	.281	14
9/7	@KC	0	0	0	0	0	4.13	0	0	1.0	3	0	0	0	0	0	0	0	.285	23
9/9	@KC	0	0	0	1	0	4.14	0	0	2.0	2	1	1	0	0	0	0	2	.285	30
9/11	@CWS	0	0	0	0	1	4.10	0	0	1.0	0	0	0	0	0	0	0	2	.283	14
9/15	Det	0	0	0	0	0	4.14	0	0	1.1	1	1	1	0	1	0	0	0	.283	25
9/19	LAA	0	0	0	0	0	4.10	0	0	1.0	0	0	0	0	0	0	0	1	.281	16
9/26	@Det	0	0	0	0	1	4.06	0	0	1.0	2	0	0	0	0	0	0	2	.282	23
10/1	@Cle	0	0	0	0	0	4.04	0	0	0.2	0	0	0	0	0	0	0	1	.281	8
10/2	KC	0	0	0	0	0	4.01	0	0	0.2	0	0	0	0	1	0	0	1	.280	15
10/3	KC	0	0	0	0	0	4.00	0	0	0.1	0	0	0	0	0	0	0	1	.279	4
Sept./Oct.		0	1	0	2	3	4.09	0	0	11.0	12	5	5	1	3	0	0	13	.286	196
Totals		8	9	0	2	7	4.00	16	0	114.2	127	53	51	11	26	2	4	110	.279	1864



# ALEX MEYER

**HEIGHT/WEIGHT:** 6-9/225

**BATS/THROWS:** R/R

**BORN:** 1/3/90 in Greensburg, IN

**AGE:** 25

**RESIDES:** Greensburg, IN

**ACQUIRED:** Trade with Washington, 11/29/12

**M.L. SERVICE:** 8 days

**CONTRACT STATUS:** Signed thru 2015

RHP

51

2015			GAME HIGHS		CAREER	
IP: 1.2, 6/26 at MIL	Walks: 2, 6/29 at CIN			IP: 1.2, 6/26/15 at MIL	Walks: 2, 6/29/15 at CIN	
SO: 2, 6/26 at MIL	CG: - -			SO: 2, 6/26/15 at MIL	CG: - -	
Win-Streak: - -	Low-Hit: - -			Win-Streak: - -	Low-Hit: - -	

**PERSONAL:** Alex John Meyer...2008 graduate of Greensburg (IN) High School...as a senior was named AFLAC All-American and Louisville Slugger High School All-American; rated number five prospect in all of high school baseball by *Baseball America*; ranked number two prospect by *Baseball America* at Perfect Game's National Showcase in Cincinnati; named Gatorade Indiana Player of the Year and Louisville Slugger Indiana Player of the Year; named Indiana Mr. Baseball and First-Team All-State; earned EIAC Conference MVP honors and EIAC All-Conference honors...went 8-0 with a 0.95 ERA, 30 walks and 108 strikeouts as a senior...holds school records for most strikeouts in a season, career and lowest season ERA...three-year letter winner in baseball...played basketball four years and named All-Conference twice...played football as a freshman...spends time in the off-season as substitute teacher in hometown Greensburg (IN) schools (2011-14).

## 2015:

- Played in second spring training with Twins and was optioned to Triple-A Rochester March 20, where he started the season.
- Tied minor league single-game career-high with 11 strikeouts in 6.0 shutout innings April 21 at Syracuse (ND).
- Began season in Red Wings rotation, going 2-3, 7.09 ERA (39.1 IP, 31 ER) with 24 walks and 41 strikeouts in eight starts.
- Moved to bullpen in late May and made nine appearances, allowing one earned run in 17.0 innings pitched (0.53 ERA) with six walks and 20 strikeouts.
- Recalled from Triple-A Rochester June 26.
- Made major league debut June 26 at Milwaukee, entering the game in relief in the first inning; allowing four runs on three hits in 1.2 innings pitched...recorded first strikeout, fanning Jean Segura in the second inning.
- Appeared in one more game and was optioned back to Rochester July 4.
- Held opponents scoreless in his final seven appearances with Rochester (15.2 IP) since August 16, including six walks and 19 strikeouts.
- Posted a 3.08 ERA (52.2 IP, 18 ER) in 30 relief appearances with the Red Wings.

**2014:** Was an invitee Twins spring training, reassigned to minor league camp March 9 and spent entire season at Triple-A Rochester...started Red Wings home opener April 6 vs. Buffalo, allowing three runs (2 ER) on three hits in 5.0 innings pitched and did not factor into decision...recorded career-high 11 strikeouts in consecutive starts April 23 at Pawtucket and April 28 vs. Charlotte, becoming first Red Wings starter with double-digit strikeouts in consecutive starts since Francisco Liriano in 2005...named Twins minor league Player of the Week April 25...earned first career Triple-A win April 28 vs. Charlotte, tossing 6.0 shutout innings...posted 15.2 scoreless innings streak April 23-May 4...recorded 10 strikeouts twice: July 8 vs. Buffalo and August 20 at Buffalo...selected to play in SiriusXM Futures Game July 13 at Target Field, replacing teammate Trevor May (calf strain); pitched a scoreless fifth inning, allowing one hit while throwing just four pitches...walked career-high five batters July 29 vs. Lehigh Valley (5.0 IP)...went 2-0, 1.55 ERA (29.0 IP, 5 ER) with 17 walks and 34 strikeouts in five July starts...placed on 7-day disabled list August 31 with right shoulder inflammation, ending his season...held right-handed hitters to a .214 (52-for-243) batting average and left-handed batters to a .269 (64-for-238) average...finished second in International League in strikeouts (153), fourth in batting-average-against (.239) and seventh in ERA (3.41)...led Red Wings in strikeouts (153) and starts (27), and second in innings pitched (130.1)...ranked second in Twins organization in strikeouts, trailing Phil Hughes (186)...added to Twins 40-man roster November 20...ranked fifth best prospect and best curveball in Twins system by *Baseball America* entering 2015...also best fastball and best breaking pitch in International League by *Baseball America*...named 29th best prospect in baseball by MLB.com entering 2015.

**2013:** Spent first season in Twins organization...was an invitee to Twins Spring Training, reassigned to minor league camp March 10; reported to Double-A New Britain...went 2-0, 1.64 ERA (22.0 IP, 4 ER) with 26 strikeouts in first four starts April 7-25...set season-high with 10 strikeouts June 1 vs. Bowie (6.1 IP)...placed on 7-day disabled list June 7 with right shoulder discomfort; pitched in three games on rehab assignment with GCL Twins and was reinstated August 24...made just two starts upon return, tossing 9.0 shutout innings August 24-29...ranked second on the Rock Cats staff in strikeouts (84), despite pitching the sixth most innings on the staff (70.0)...played in the Arizona Fall League with Glendale Desert

Dogs, going 2-1, 3.12 ERA (26.0 IP, 9 ER) with seven walks and 28 strikeouts in seven starts...named to West Division Fall Stars Team...ranked number five in the Top 20 AFL Prospect List...named to AFL Top Prospects Team...named third best prospect, best fastball and best curveball in the Twins system by *Baseball America* entering 2014.

**2012:** Named sixth best prospect and best slider in Washington's minor league system by *Baseball America* entering the season...started professional career with Single-A Hagerstown (Washington)...won first professional start April 7 vs. West Virginia, tossing 5.0 shutout innings with two hits allowed, no walks and four strikeouts...won five consecutive decisions May 5-June 12, including a record of 3-1, 2.41 ERA (33.2 IP, 9 ER) with 11 walks and 40 strikeouts in six June starts...pitched first career complete game shutout (6.0 IP) June 12 vs. Hickory...set season-high with 11 strikeouts (6.2 IP) June 24 vs. Lakewood...promoted to Single-A Potomac July 18...did not allow a run in first 14.0 innings pitched at Potomac...allowed just three earned runs in first five starts (29.0 IP) July 20-August 12, posting a 0.93 ERA in that span...placed on 7-day disabled list with a right calf strain August 25, ending his season...acquired by Twins via trade with Washington November 29 in exchange for outfielder Denard Span.

**AMATEUR CAREER:** Attended the University of Kentucky from 2009-11, going 13-12, 4.71 ERA (212.0 IP, 111 ER) with 127 walks, 253 strikeouts, four complete games and two shutouts in 39 career games (36 starts)...went 7-5, 2.94 ERA (101.0 IP, 33 ER) with 46 walks and 110 strikeouts in 14 starts as a junior in 2011...named to SEC Freshman Academic Honor Roll in 2009 and 2010...First-Team Preseason All-SEC by *Baseball America* in 2011...Second-Team All-SEC Starting Pitcher, voted on by coaches in 2011...253 career strikeouts ranks fifth best in program history, just behind fourth-place and former NL Cy Young winner Brandon Webb's 259 career strikeouts.

**2011:** Led Kentucky in starts (14), wins (7), ERA (2.94), complete games (4), shutouts (2), innings pitched (101.0) and strikeouts (110)...finished the regular season as the SEC leader in strikeouts, strikeouts-looking (48), innings pitched-per-game (7.21), complete games and shutouts...ranked second in the SEC in innings pitched, ninth in ERA, eighth in wins, second in strikeouts-per-game (9.8) and fifth in opponent batting average (.220)...became 10th player in program history to record 100-plus strikeouts in a single season...finished eighth in UK single season history in strikeouts and ninth in the NCAA...earned six weekly honors during the year, including two SEC Pitcher of the Week honors and a Louisville Slugger National Player of the Week honor...had eight career double-digit strikeout games, including four on the season.

**PROFESSIONAL:** Selected by Washington in the first round (23rd overall) of the 2011 First-Year Player Draft; signed by scout Reed Dunn...originally drafted by Boston in the 20th round of the 2008 First-Year Player Draft.

MEYER'S PITCHING RECORD																			
YEAR	CLUB	W-L	ERA	G	GS	CG	SH	SV	IP	H	R	ER	HR	HB	BB	SO	WP	BK	BAA
2012	Hagerstown	7-4	3.10	18	18	1	1	0	90.0	68	33	31	4	3	34	107	7	0	.210
	Potomac	3-2	2.31	7	7	0	0	0	39.0	29	11	10	2	2	11	32	2	0	.213
2013	GCL Twins	0-0	1.08	3	3	0	0	0	8.1	7	1	1	0	0	3	16	0	0	.233
	New Britain	4-3	3.21	13	13	0	0	0	70.0	60	29	25	3	3	29	84	5	1	.226
2014	Rochester	7-7	3.52	27	27	0	0	0	130.1	116	58	51	10	8	64	153	4	0	.241
2015	Rochester	4-5	4.79	38	8	0	0	0	92.0	101	54	49	4	5	48	100	6	0	.281
	MINNESOTA	0-0	16.88	2	0	0	0	0	2.2	4	5	5	2	0	3	3	0	0	.364
Minor League Totals		25-21	3.50	106	76	1	1	0	429.2	381	186	167	23	21	189	492	24	1	.239
Major League Totals		0-0	16.88	2	0	0	0	0	2.2	4	5	5	2	0	3	3	0	0	.364

MEYER'S CAREER FIELDING RECORD									
POSITION	PCT	G	PO	A	E	TC	DP	PB	
Pitcher	1.000	2	1	1	0	2	0	—	

MEYER'S 2015 GAME LOGS																				
DATE	OPP.	W	L	SV	SVO	HLD	ERA	GS	CG	IP	H	R	ER	HR	BB	IBB	HB	SO	AVG	#PIT
6/26	@Mil	0	0	0	0	0	21.60	0	0	1.2	3	4	4	2	1	0	0	2	.375	35
6/29	@Cin	0	0	0	0	0	16.88	0	0	1.0	1	1	1	0	2	0	0	1	.364	30
Totals		0	0	0	0	0	16.88	0	0	2.2	4	5	5	2	3	0	0	3	.364	65





# TOMMYMILONE

**HEIGHT/WEIGHT:** 6-0/220  
**BATS/THROWS:** L/L  
**BORN:** 2/16/87 in Saugus, CA  
**AGE:** 28  
**RESIDES:** Santa Clarita, CA  
**ACQUIRED:** Trade with Oakland, 7/31/14  
**M.L. SERVICE:** 3 years, 143 days  
**CONTRACT STATUS:** Signed thru 2015

LHP **33**

2015		GAME HIGHS		CAREER	
IP: 7.2, 4/10 at CWS	Walks: 4, 4/21 at KC		IP: 9.0, 6/20/12 vs. LAD	Walks: 4, 8x, last 4/21/15 at KC	
SO: 8, 6/12 at TEX	CG: - -		SO: 10, 3x, last 5/1/13 vs. LAA	CG: 2x, last 8/27/13 at DET	
Win-Streak: 3, 6/17-7/8	Low-Hit: - -		Win-Streak: 6, 5/9-6/29/14	Low-Hit: 3, 2x, last 8/27/13 at DET	

**PERSONAL:** Tomaso Anthony Milone...wife, Tina...graduate of Saugus (CA) High School...earned All-State, All-CIF and All-Foothill League honors in 2004 and 05...attended University of Southern California from 2006-08...in three seasons at USC, went 16-17, 4.78 ERA (273.0 IP, 145 ER) with 60 walks and 212 strikeouts in 48 career games (45 starts)...became the 100th former Trojan to play in the big leagues, which is the most among all universities/colleges...finished Trojans career ninth in school history in starts (45)...pitched for the Chatham A's of the Cape Cod Baseball League and won the 2007 B.F.C. Whitehouse Award as the league's top pitcher...tied for the league lead in wins, going 6-1 with a 2.92 ERA.

## 2015:

- ✦ Began season on Twins Opening Day roster as club's fourth starter.
- ✦ Went 2-1, 4.76 ERA (22.2 IP, 12 ER) in four starts before being optioned to Triple-A Rochester May 1 as Ricky Nolasco returned from the disabled list.
- ✦ Began Rochester season with 31.2 scoreless inning streak.
- ✦ Named International League Pitcher of the Week May 19, after pitching 8.0 shutout innings, allowing three hits, no walks and 12 strikeouts in a start against Toledo.
- ✦ Named the International League Pitcher of the Week for the second straight week, making two starts, going 2-0, 0.52 ERA (17.1 IP, 1 ER) with no walks and 21 strikeouts...became the first Red Wings pitcher to earn the honor two straight weeks since Doug Linton in 1999.
- ✦ Went 4-0, 0.70 ERA (38.2 IP, 3 ER) with three walks and 47 strikeouts in five games for the Red Wings and was recalled June 4 as Nolasco was placed on disabled list.
- ✦ Went 3-0, 1.41 ERA (32.0 IP, 5 ER) with nine walks and 24 strikeouts for the Twins in a five-start stretch from June 17-July 8...all five starts were quality starts while he allowed more than two runs just once in those five.
- ✦ Appeared in 100th career game in a start July 31 vs. Seattle.
- ✦ Placed on 15-day disabled list August 3 with a mild left elbow strain; missed 14 games and reinstated August 16.
- ✦ Recorded first career save (103rd career game) August 23 at Baltimore, pitching 1.0 scoreless inning in the bottom of the 12th in a Twins 4-3 win.
- ✦ Made 100th career start August 27 at Tampa Bay.
- ✦ Held left-handed hitters to a .218 (26-for-119) batting average and right-handed hitters to a .273 (102-for-374) average.
- ✦ Ranked third on club in wins (9) and fourth in starts (23), innings pitched (128.2) and strikeouts (91).

**2014:** Began season on Oakland Opening Day roster...was skipped first time through A's rotation and made first start April 11 at Seattle...pitched 8.0 shutout innings May 9 vs. Washington, allowing two hits and tying season-high with seven strikeouts; earned the win, snapping his three-game losing streak...the win also began a six-game winning streak...went 3-1, 2.97 ERA (36.1 IP, 12 ER) with 11 walks and 28 strikeouts in six May starts...went 6-0, 2.62 ERA (68.2 IP, 20 ER) with a .232 (60-for-259) batting average against in his final 11 starts with Oakland...optioned to Triple-A Sacramento July 5 when the A's traded for starting pitchers Jeff Samardzija and Jason Hammel from Chicago-NL...at time of demotion, his six-game winning streak was a career-high and an A's season-high...it also matched the longest streak in the American League for the season and the longest active streak in the majors...made four starts for the River Cats, going 1-1, 6.43 ERA (21.0 IP, 15 ER)...acquired by Minnesota July 31 from Oakland in exchange for outfielder Sam Fuld...optioned directly to Triple-A Rochester...made four starts for the Red Wings and was recalled when the Twins traded Kevin Correia to Los Angeles-NL August 11...made Twins debut August 11 at Houston, allowing two runs on eight hits in 6.0 innings pitched with three walks and five strikeouts (ND)...missed time in September with a tired left shoulder, followed by inflammation in neck...made only relief appearance of season, and fourth of career, September 27 at Detroit, tossing 1.0 scoreless inning.

**2013:** Spent the first four months of the season in Oakland's starting rotation but split the final two months of the year between the bullpen, rotation and minor leagues...surrendered 21 of his 25 home runs to righties, which tied for fourth most in the American League...was 12-9 with a 4.17 ERA and .261 opponents batting average in his 26 starts, 0-0 with a 3.00 ERA and .100 opponents average in his two relief appearances...allowed a .216 batting average with runners in scoring position, which ranked eighth in the AL...was 5-4 with a 3.44 ERA in 12 games at home compared to 7-5 with a 4.69 ERA in 16 games on the road...compiled a 3-1 record and a 1.98 ERA in eight games against AL Central teams...opponents reached base on an error 11 times with him pitching, which was the most in the AL and tied for second most in the majors, which led to 11 unearned runs, tied for second most in the AL...received just 10 runs of support in his nine losses (1.78 RSA).

**2012:** Was one of four players acquired by Oakland from Washington in the Gio Gonzalez trade during the offseason and went 13-10 with a 3.74 ERA in a team-leading 31 starts...also led the A's in innings pitched (190.0), had the team's only complete game and tied for the team-lead in wins...had the most wins by an Athletics rookie since Harry Byrd won 15 games for the 1952 Philadelphia A's en route to Rookie of the Year honors...struck out 137, which was the fourth best rookie total in Oakland history and the sixth best in Athletics history...tied for the lead among major league rookies in complete games...tied for second among American League rookies in wins and games started, ranked third in innings pitched and was fifth in strikeouts...his ERA ranked third among AL rookies with 130.0 or more innings...walked just 36 batters in 190.0 innings, an average of 1.71-per-9.0 innings, which was the second lowest mark in the AL and sixth lowest in the majors...had a strikeout-to-walk ratio of 3.81, which ranked seventh in the AL...tied for third in the AL with six pickoffs...opponents were 8-for-18 (44.4%) in stolen base attempts, which was the second lowest mark in the AL...allowed a team-leading 207 hits, which were ninth most in the AL...went 7-4 with a 2.74 ERA and .240 opponents batting average in 15 starts at home compared to 6-6 with a 4.83 ERA and .316 opponents batting average in 16 starts on the road...had the eighth lowest home ERA in the AL and the ninth highest road ERA...received just 12 runs of support in his 10 losses (58.1 IP, 1.85 RSA)...was 6-1 with a 1.96 ERA in nine starts against AL Central teams, 7-9 with a 4.56 ERA in 22 starts against everyone else...issued 12 of his 36 walks in the first inning of a game...the A's were 20-11 (.645) in his starting assignments...won back-to-back starts May 6 at Tampa Bay and May 11 at Detroit, one of five times he had a two-game winning streak, but never won more than two-in-a-row...struck out a career-high 10 batters July 20 against New York-AL matching the most ever by an Oakland pitcher against the Yankees...matched his career-high with 10 strikeouts in 6.0 innings September 9 at Seattle...won his 13th game of the season September 14 against Baltimore to set an Oakland rookie record for wins...made one start against the Tigers in the ALDS; had a no decision in the A's 5-4 loss in Game 2 at Detroit, allowing just one run on five hits in 6.0 innings.

**2011:** Spent the entire season at Triple-A Syracuse (Washington) before being called up by Nationals September 3...made major league debut in a start that day against New York-NL, allowing four runs on six hits in 4.1 innings (0 BB, 2 SO) and had a no decision in the Nationals 8-7 win; fanned Angel Pagan with one out in the second inning for his first strikeout...went 1-0 with a 3.81 ERA in five starts for the Nationals...hit a three-run home run off Dillon Gee on the first pitch of his first big league at bat in the second inning...earned his first major league win in his third start September 15 at New York-NL, a 10-1 victory (5.2 IP, 3 H, 1 R, 1 ER, 3 BB, 4 SO)...was rated as the A's 10th best prospect by *Baseball America* following the trade...was 12-6 with a 3.22 ERA in 24 starts with Syracuse...named to the *Baseball America* Triple-A All-Star team...ranked second in the International League in strikeouts (155), tied for third in wins and was sixth in ERA...averaged 0.97 walks-per-9.0 innings, which was the lowest among IL starters...also ranked second in strikeouts-per-9.0 innings (9.40) and fourth in opponents batting average (.241)...walked just 16 for a strikeout-to-walk ratio of 9.69...led the Chiefs in wins, innings pitched (148.1) and strikeouts...went 8-1 with a 2.60 ERA over his final 12 starts...walked one batter or fewer in 20 of 24 starts...struck out a season-high 11 May 5 at Durham...earned IL Pitcher of the Week honors for the week of June 27-July 3 (1-0, 0.63 ERA, 14.1 IP, 8 H, 1 R, 1 ER, 0 BB, 12 SO)...was named to the IL midseason All-Star team...pitched a scoreless sixth inning against the Pacific Coast League All-Stars in the Triple-A All-Star Game July 13 at Salt Lake (1 H, 1 SO)...allowed one run in 7.1 innings and went 3-for-3 at the plate in an 8-4 win over Lehigh Valley July 17...was on the disabled list from July 29 to August 7 with a strained left quadriceps...was rated as having the best control and best changeup among Nationals prospects in *Baseball America's* Best Tools survey following the season.

**2010:** Went 12-5 with a 2.85 ERA in 27 starts with Double-A Harrisburg (Washington) to earn Nationals minor league Pitcher of the Year honors...led the Eastern League in strikeouts (155), ranked second in ERA, tied for second in wins and fifth in innings pitched (158.0)...led EL starters with an average of 8.83 strikeouts-per-9.0 innings and 1.31 walks-per-9.0 innings...led the Senators in wins, starts, innings and strikeouts...walked one batter or fewer in 22 of 27 starts...was named to the Eastern League midseason All-Star team...tossed his first career complete game in a 3-2 win at Altoona May 11, a rain-shortened 5.0-inning contest (3 H, 2 R, 2 ER, 1 SO)...finished the season by going 6-0 with a 2.06 ERA over his final eight starts...walked just three batters in 52.1 innings over that span...struck out 13 batters against Erie August 18...made one Postseason start and picked up the win in a 10-5 decision over Altoona September 8 in Game 1 of the EL Division Series (5.2 IP, 4 H, 3 R, 2 ER, 2 BB, 7 SO, 1 HR)...was rated as having the best control among Washington farmhands according to *Baseball America* following the season.

**2009:** Spent the entire season with Single-A Potomac (Washington), posting a 12-5 record and a 2.91 ERA in 27 games (25 starts)...led the Carolina League in wins, ranked second in innings pitched (151.1) and third in ERA...tied for the lead among Nationals farmhands in wins...tossed a season-high 8.0 shutout innings in a 4-0 win at Myrtle Beach May 15 (4 H, 0 BB, 7 SO)...earned Carolina League Pitcher of the Week honors May 11-18...had a season-best six-game winning streak over a seven-start stretch from July 17-August 19 (1.45 ERA)...compiled a 5-1 record and a 1.49 ERA in six starts in the month of August.

**2008:** Combined for a 1-6 record and a 3.51 ERA in 13 games, 10 starts, in professional debut with Single-A Hagerstown (Washington) and Rookie Vermont...walked just nine batters in 59.0 innings, an average of 1.37 per-9.0 innings...struck out 49 for a strikeout-to-walk ratio of 5.44...began his season with Vermont, posting a 1-3 record and a 4.57 ERA in six games (3 starts)...made his professional debut in relief June 23 against Tri-City, tossing 2.0 scoreless and hitless innings (1 BB, 4 SO)...his first win came June 27 against Lowell when he tossed 3.0 scoreless innings of relief...was promoted to Hagerstown July 27 and went 0-3 with a 2.89 ERA in seven starts.

**PROFESSIONAL:** Selected by Washington in the 10th round of the 2008 First-Year Player Draft.


MILONE'S PITCHING RECORD																			
YEAR	CLUB	W-L	ERA	G	GS	CG	SH	SV	IP	H	R	ER	HR	HB	BB	SO	WP	BK	BAA
2008	Vermont	1-3	4.57	6	3	0	0	0	21.2	27	12	11	4	0	3	22	0	0	.307
	Hagerstown	0-3	2.89	7	7	0	0	0	37.1	36	16	12	0	0	6	27	0	0	.257
2009	Potomac	12-5	2.91	27	25	0	0	0	151.1	144	57	49	9	5	36	106	8	1	.257
2010	Harrisburg	12-5	2.85	27	27	2	0	0	158.0	161	57	50	10	4	23	155	7	2	.261
2011	Syracuse	12-6	3.22	24	24	0	0	0	148.1	137	55	53	9	1	16	155	3	2	.241
	WASHINGTON	1-0	3.81	5	5	0	0	0	26.0	28	11	11	2	2	4	15	0	0	.283
2012	OAKLAND	13-10	3.74	31	31	1	0	0	190.0	207	90	79	24	4	36	137	2	0	.278
2013	Sacramento	0-0	1.74	2	2	0	0	0	10.1	16	5	2	0	0	1	15	0	0	.348
	OAKLAND	12-9	4.14	28	26	1	0	0	156.1	160	83	72	25	2	39	126	1	0	.258
2014	Sacramento	1-1	6.43	4	4	0	0	0	21.0	28	16	15	5	0	9	17	1	0	.318
	OAKLAND	6-3	3.55	16	16	0	0	0	96.1	91	42	38	12	4	26	61	0	0	.245
	Rochester	0-1	1.29	1	1	0	0	0	7.0	6	1	1	0	0	2	3	1	0	.240
	MINNESOTA	0-1	7.06	6	5	0	0	0	21.2	37	21	17	4	1	11	14	0	0	.363
2015	Rochester	4-0	0.70	5	5	1	1	0	38.2	25	3	3	2	0	3	47	1	0	.182
	MINNESOTA	9-5	3.92	24	23	0	0	1	128.2	128	64	56	17	1	36	91	3	0	.260
Minor League Totals		42-24	2.97	103	98	3	1	0	593.2	580	222	196	39	10	99	547	21	5	.256
National League Totals		1-0	3.81	5	5	0	0	0	26.0	28	11	11	2	2	4	15	0	0	.283
American League Totals		40-28	3.98	105	101	2	0	1	593.0	623	300	262	82	12	148	429	6	0	.267
Major League Totals		41-28	3.97	110	106	2	0	1	619.0	651	311	273	84	14	152	444	6	0	.268

MILONE'S CAREER FIELDING RECORD									
POSITION	PCT	G	PO	A	E	TC	DP	PB	
Pitcher	.969	110	26	67	3	96	4	—	

MILONE'S BATTING RECORD																		
BATTING	AVG	AB	R	H	2B	3B	HR	RBI	SH	SF	HB	BB	SO	SB	CS	OBP		
Career	.160	25	4	4	0	0	1	6	4	0	0	0	5	0	0	.160		

MILONE'S DIVISION SERIES RECORD																			
YEAR	OPPONENT	W-L	ERA	G	GS	CG	SH	SV	IP	H	R	ER	HR	HB	BB	SO	WP	BK	BAA
2012	Detroit	0-0	1.50	1	1	0	0	0	6.0	5	1	1	0	1	1	6	1	0	.217

MILONE'S 2015 GAME LOGS																				
DATE	OPP.	W	L	SV	SVO	HLD	ERA	GS	CG	IP	H	R	ER	HR	BB	IBB	HB	SO	AVG	#PIT
4/10	@CWS	1	0	0	0	0	0.00	1	0	7.2	2	0	0	0	2	0	0	7	.083	100
4/16	KC	1	0	0	0	0	2.08	1	0	5.1	7	3	3	1	3	0	0	3	.191	101
4/21	@KC	0	0	0	0	0	3.38	1	0	5.2	5	4	4	2	4	0	0	1	.206	92
4/27	Det	0	1	0	0	0	4.76	1	0	4.0	8	5	5	2	2	0	0	2	.256	83
April		2	1	0	0	0	4.76	4	0	22.2	22	12	12	5	11	0	0	13	.256	376
6/4	@Bos	0	0	0	0	0	4.55	1	0	5.0	9	4	2	2	1	0	0	0	.282	97
6/12	@Tex	0	0	0	0	0	4.15	1	0	7.0	3	2	2	1	1	0	0	8	.254	101
6/17	StL	1	0	0	0	0	3.67	1	0	7.0	5	1	1	0	0	0	0	5	.247	102
6/22	CWS	1	0	0	0	0	3.59	1	0	6.0	10	2	2	0	2	0	0	2	.266	98
6/28	@Mil	0	0	0	0	0	3.19	1	0	6.0	2	0	0	0	3	0	0	7	.250	99
June		2	0	0	0	0	2.03	5	0	31.0	29	9	7	3	7	0	0	22	.246	497
7/3	@KC	0	0	0	0	0	3.02	1	0	6.0	5	1	1	0	2	0	0	5	.248	105
7/8	Bal	1	0	0	0	0	2.84	1	0	7.0	5	1	1	0	2	0	0	5	.243	104
7/19	@Oak	0	1	0	0	0	3.38	1	0	2.2	5	7	5	3	0	0	1	4	.249	63
7/25	NYN	0	0	0	0	0	3.58	1	0	6.0	4	4	4	2	1	0	0	4	.245	83
7/31	Sea	0	1	0	0	0	3.76	1	0	6.0	11	4	4	1	0	0	0	4	.259	88
July		1	2	0	0	0	4.88	5	0	27.2	30	17	15	6	5	0	1	22	.275	443
8/16	Cle	1	0	0	0	0	3.65	1	0	5.0	3	1	1	0	3	0	0	3	.255	76
8/21	@Bal	0	0	0	0	0	3.73	1	0	5.1	5	3	3	1	1	0	0	4	.254	85
8/23	@Bal	0	0	1	1	0	3.69	0	0	1.0	0	0	0	0	0	0	0	2	.252	12
8/27	@TB	0	1	0	0	0	3.86	1	0	5.1	8	5	4	1	1	0	0	2	.259	81
August		1	1	1	1	0	4.32	3	0	16.2	16	9	8	2	5	0	0	11	.262	254
9/2	CWS	1	0	0	0	0	3.60	1	0	7.0	3	0	0	0	0	0	0	7	.251	91
9/7	@KC	1	0	0	0	0	3.54	1	0	7.0	6	2	2	0	1	0	0	4	.251	95
9/12	@CWS	0	1	0	0	0	3.73	1	0	3.2	8	7	4	0	2	0	0	3	.259	82
9/17	LAA	0	0	0	0	0	4.08	1	0	1.1	4	5	5	0	3	0	0	0	.263	52
9/28	@Cle	1	0	0	0	0	4.04	1	0	5.2	4	2	2	1	0	0	0	4	.260	82
10/3	KC	0	0	0	0	0	3.92	1	0	6.0	6	1	1	0	2	1	0	5	.260	95
Sept./Oct.		3	1	0	0	0	4.11	6	0	30.2	31	17	14	1	8	1	0	23	.261	497
Totals		9	5	1	1	0	3.92	23	0	128.2	128	64	56	17	36	1	1	91	.260	2067



# RICKY NOLASCO

**HEIGHT/WEIGHT:** 6-2/235

**BATS/THROWS:** R/R

**BORN:** 12/13/82 in Corona, CA

**AGE:** 32

**RESIDES:** Miami, FL

**ACQUIRED:** Signed as a free agent, 12/3/13

**M.L. SERVICE:** 9 years, 142 days

**CONTRACT STATUS:** Signed thru 2017

**RHP 47**

2015			GAME HIGHS	CAREER		
IP: 7.2, 5/25 vs. BOS	Walks: 4, 4/8 at DET			IP: 9.0, 8x, last 5/2/14 vs. BAL	Walks: 5, 7/28/06 at PHI	
SO: 8, 5/19 at PIT	CG: --			SO: 16, 9/30/09 at ATL	CG: 10, last 5/2/14 vs. BAL	
Win Streak: 5, 5/2-25	Low-Hit: --			Win Streak: 7, 8/1-9/9/13	Low-Hit: 2, 8/19/08 at SF	

**PERSONAL:** Carlos (Ricky) Enrique Nolasco...2001 graduate of Rialto (CA) High School, where he was a two-time All-State selection and a two-time League MVP...selected to play in North-South Game and the Daily Bulletin All-Star Game, after going 7-3 with 1.28 ERA and 110 strikeouts during senior year...was four year varsity letterman...brother, David, was a pitcher in the Milwaukee Brewers system in 2005.

## 2015:

- Began second season with Minnesota and was club's number two starter.
- Made one start before being placed on 15-day disabled list April 11, with right elbow inflammation.
- Made one rehab start for Single-A Cedar Rapids and was returned from rehab and reinstated May 2.
- Won five straight May 2-25, tied for second longest win-streak of career.
- Recorded 100th career victory May 25 vs. Boston, also surpassed 1,500 career innings pitched.
- Placed back on 15-day disabled list June 4 with a right ankle impingement...had ankle surgery July 13, performed by Dr. Robert Anderson.
- Transferred to 60-day disabled list July 8, making room on 40-man roster for Ryan O'Rourke; reinstated September 25.
- Reinstated from disabled list September 25.

**2014:** Made third career Opening Day start and Twins debut March 31 at Chicago-AL, allowing five runs on 10 hits in 6.0 innings pitched, two walks and four strikeouts and was dealt the loss...earned first win as Twin April 12 vs. Kansas City, allowing one run on five hits in 8.0 innings pitched...tossed 10th career complete game May 2 vs. Baltimore, allowing three runs on nine hits but was dealt the loss, the second complete game loss of his career...placed on 15-day disabled list July 8 with a right elbow strain...made two rehab starts for Single-A Cedar Rapids August 5 and 10; returned from rehab and reinstated August 15...threw season-high 117 pitches September 11 at Cleveland, tied for seventh most of career, allowing one run on six hits in 7.0 innings pitched but was issued the loss...pitched 8.0 shutout innings September 16 vs. Detroit, but did not factor into the decision, allowing five hits, one walk and five strikeouts...ranked second on Twins staff in strikeouts (115), and third in starts (27) and innings pitched (159.0).

**2013:** Was Marlins Opening Day starter April 1 at Washington, allowing two runs on three hits in 6.0 innings pitched and was dealt the loss...set season-high with 11 strikeouts twice — May 19 vs. Arizona and August 28 vs. Chicago-NL...struck out 1,000th batter of career in final start with Marlins July 3 at Atlanta, fanning Brian McCann in the sixth inning...acquired by Dodgers via trade July 6, along with an international signing bonus slot valued at \$197,000, in exchange for pitchers Steven Ames, Josh Wall and Angel Sanchez...at time of trade he was Marlins franchise leader in wins (81), starts (197), innings pitched (1225.2) and strikeouts (1001)...earned 10th win August 23 vs. Boston, pitching 8.0 shutout innings with two hits allowed...became one of eight major league pitchers to reach double digit victories in each of the last six seasons, joining Jered Weaver, Justin Verlander, CC Sabathia, James Shields, Mark Buehrle, Tim Lincecum and Zack Greinke...won career-high seven consecutive decisions August 1-September 9, going 7-0, 1.59 ERA (51.0 IP, 9 ER) in eight starts; streak included a record of 5-0, 1.64 ERA (38.1 IP, 7 ER) in six August starts...made first career Postseason start in Game 4 in NLDS, October 15 vs. St. Louis...allowed three runs on three hits in 4.0 innings pitched with one walk and four strikeouts; two of the three runs came on a Matt Holliday two-run homer...combined to go 13-11, 3.70 ERA (199.1 IP, 82 ER) with 46 walks and 165 strikeouts in 33 starts for Miami and Los Angeles-NL combined...went 8-3, 3.52 ERA (87.0 IP, 34 ER) in 16 games (15 starts) for the Dodgers...tied for second in the NL in starts (33), one of eight NL pitchers to reach 33 starts.

**2012:** Began season as Marlins number three starter...earned win on July 6 at St. Louis for 96th career quality start, breaking a tie with Dontrelle Willis for most quality starts in club history; also surpassed Willis (1,022.2) that night for most innings pitched in club history...set career-high with 20.1 innings without a walk, from second inning August 21 at Arizona until first inning September 9 at Washington...named NL Co-Player of Week September 3-9; second weekly honor of career, going 2-0, 0.56 ERA (16.0 IP, 1 ER), with 10 strikeouts and one walk in two starts, including a shutout September 9 at Washington...shutout Washington at home August 28 and in D.C. on September 9, winning by scores of 9-0 and 8-0, respectively; according to Elias, was first pitcher to throw a pair of shutouts in one season against the same team, each won by margin of eight-or-more runs, since the White Sox Britt Burns shutout the Indians by scores of 8-0 and 10-0 in 1985...set new single-season high with three complete

games; previously had two each in 2009 and 11...had ninth-fewest walks among NL pitchers (min. 30 starts), despite setting single-season high with 47...finished season as franchise leader in wins (76), innings pitched (1,113.1), starts (179), quality starts (100) and strikeouts (911).

**2011:** Began season as Marlins number two starter...went 4-0 in first 10 starts April 2-May 24, posting a 3.04 ERA (68.0 IP, 23 ER) in that span... after June 1, went 6-12, 5.14 ERA (133.0 IP, 76 ER)...pitched two complete games, tying single season-high (2009), coming in a span of three starts — June 29 at Oakland to July 9 vs. Houston...allowed 12 of Atlanta's 13 hits, but surrendered just one run over 6.2 innings July 31 at Atlanta... struck out 758th batter of career August 23, 2011 vs. Cincinnati, becoming Marlins all-time strikeout leader, surpassing Dontrelle Willis (757).

**2010:** Began season as Marlins number two starter...won seven consecutive road starts June 23-August 17; according to Elias, he became the first National League pitcher since Carlos Zambrano in 2006 to win as many consecutive road starts in same season...went 10-3, 3.86 ERA (93.1 IP, 40 ER) in 15 road starts; 10 road wins tied Alex Fernandez for third-most in club history, behind Carl Pavano (12 in 2004) and Dontrelle Willis (11 in 2005)...won nine games pre-All-Star break, pairing with Josh Johnson to become only two pitchers in club history to record at least nine wins prior to break in same season; their nine first-half wins tied for fifth-most in franchise history...tore meniscus in right knee September 4, ending his season...went 14-2, 2.75 ERA (124.1 IP, 38 ER) in 18 starts of 6.0-plus innings pitched...went 10-0 in 10 starts when going 7.0-plus innings.

**2009:** Was Marlins Opening Day starter April 6 vs. Washington, first Opening Day start of career...struck out 16 September 30 at Atlanta, setting a club record; struck out side in innings 3-5, giving him nine straight strikeouts, which was one shy of major league record...became fourth pitcher ever and third in modern era to strike out nine straight, joining Tom Seaver (10, 1970), Jake Peavy (9, 2007) and Mickey Welch (9, 1884)...the 16 strikeouts were most by any pitcher in baseball since Johan Santana struck out 17 for Minnesota August 19, 2007 vs. Texas...Marlins previous record for strikeouts in a regular season game was 14...ranked seventh among NL starters in strikeouts and sixth in strikeouts-per-9.0 IP (9.49), which marked a Marlins single-season record...ranked 10th in NL in walks-per-9.0 IP (2.14).

**2008:** Spent entire season with Florida...earned Co-NL Player of the Week June 9-15...struck out 51 batters and walked just three from July 28-August 24; according to Elias, was seventh pitcher during expansion era (since 1961) to have a six-start span during which they struck out at least 50 batters while issuing no more than three walks, joining Jim Kaat (1967), Ferguson Jenkins (1970 and 71), Pedro Martinez (2000), Roy Oswalt (2001), Curt Schilling (2001 and 02) and Ben Sheets (2004)...pitched first career complete game shutout August 19 at San Francisco, snapping a stretch of 301 Marlins games without a complete game; previous complete game was by Anibal Sanchez September 16, 2006 at Atlanta...recorded 51 strikeouts in August, setting new franchise record for most strikeouts in any month, passing Kevin Brown's previous record of 47 in May of 1997...finished with 15 wins, becoming eighth starter in Marlins history to record 15-or-more wins in a season, also became 11th starter in franchise history to record 200.0-plus innings in a single season.

**2007:** Made Marlins Opening Day roster for second time in career...appeared in just five games due to two stints on disabled list, experiencing right elbow inflammation April 9-May 1 and again May 19-August 20.

**2006:** Made Marlins Opening Day roster for first time in career...made major league debut April 5 at Houston with 3.0 scoreless innings of relief, one hit allowed, two walks and two strikeouts...earned first major league win April 26 at Chicago-NL, pitching 2.0 scoreless innings of relief with one hit allowed and four strikeouts...recorded first major league hit, homering off Sean Marshall, May 22 vs. Chicago-NL; became second Marlins pitcher ever to homer for first hit, joining Tony Saunders, who homered off Tom Glavine for first hit May 8, 1997; became first pitcher in baseball to homer for first hit since Zack Greinke (Kansas City) June 10, 2005, and first NL pitcher to do so since John Van Benschoten (with Pittsburgh) August 23, 2004...finished tied for fourth among NL rookies in wins (11), fifth in innings (140.0), and seventh in starts (22) and strikeouts (99)...joined Scott Olsen (12), Josh Johnson (12) and Anibal Sanchez (10) to become first quartet of rookies in major league history to win at least 10 games; additionally, he, Olsen, Johnson, Sanchez and Dontrelle Willis (12) became first group of five Marlins pitchers to all record 10-or-more wins in a season.

**2005:** Spent first season with West Tennessee (Chicago-NL), and was traded to Florida December 7, along with pitchers Sergio Mitre and Rencyel Pinto in exchange for outfielder Juan Pierre...won Southern League Pitcher of the Year Award and was a SL All-Star...won two SL Pitcher of the Week awards, the first July 4-10, going 1-0, 1.20 ERA in 15.0 IP, including a complete game; second award came August 29-September 5, going 2-0 in two starts (13.0 IP) and did not allow an earned run...led SL in strikeouts (173), tied for first in wins (14), and was third in ERA (2.89) and innings pitched (161.2)...named Second-Team minor league All-Star and Double-A All-Star by *Baseball America*...named Cubs minor league All-Star.

**2004:** Split season between Triple-A Iowa and Double-A West Tennessee (Chicago-NL), combining to go 8-7, 5.24 ERA (147.2 IP, 86 ER) in 28 starts with 143 strikeouts.

**2003:** Spent entire season at Single-A Dayton...named Florida State League Pitcher of the Month in July, going 4-0 with a 0.68 ERA.

**2002:** Spent second professional season at Single-A Boise...recorded 92 strikeouts in 90.2 innings pitched...named 16th best prospect in Northwest League by *Baseball America*.

**2001:** Began professional career with AZL Cubs and went 1-0, 1.50 ERA (18.0 IP, 3 ER) in five games (4 starts).

**PROFESSIONAL:** Selected by the Cubs in the fourth round of the 2001 First-Year Player Draft; signed by scouts Steve Fuller and Spider Jorgensen.

### NOLASCO'S CAREER FIELDING RECORD

POSITION	PCT	G	PO	A	E	TC	DP	PB
Pitcher	.954	265	100	151	12	263	10	—

### NOLASCO'S BATTING RECORD

BATTING	AVG	AB	R	H	2B	3B	HR	RBI	SH	SF	HB	BB	SO	SB	CS	OBP
Career	.136	374	19	51	12	0	1	26	62	0	1	21	176	0	0	.184

### NOLASCO'S LEAGUE CHAMPIONSHIP SERIES RECORD

YEAR	OPPONENT	W-L	ERA	G	GS	CG	SH	SV	IP	H	R	ER	HR	HB	BB	SO	WP	BK	BAA
2013	St. Louis	0-1	6.75	1	1	0	0	0	4.0	3	3	3	1	0	1	4	0	0	.214



NOLASCO'S PITCHING RECORD																				
YEAR	CLUB	W-L	ERA	G	GS	CG	SH	SV	IP	H	R	ER	HR	HB	BB	SO	WP	BK	BAA	
2001	AZL Cubs	1-0	1.50	5	4	0	0	0	18.0	11	3	3	0	1	5	23	1	0	.175	
2002	Boise	7-2	2.48	15	15	0	0	0	90.2	72	32	25	1	9	25	92	5	0	.214	
2003	Daytona	11-5	2.96	26	26	1	0	0	149.0	129	58	49	7	8	48	136	12	1	.232	
2004	Iowa	2-3	9.30	9	9	0	0	0	40.2	68	42	42	7	5	16	28	2	0	.393	
	West Tennessee	6-4	3.70	19	19	0	0	0	107.0	104	50	44	13	6	37	115	5	1	.260	
2005	West Tennessee	14-3	2.89	27	27	1	0	0	161.2	151	57	52	13	11	46	173	4	2	.245	
2006	FLORIDA	11-11	4.82	35	22	0	0	0	140.0	157	86	75	20	10	41	99	7	0	.286	
2007	FLORIDA	1-2	5.48	5	4	0	0	0	21.1	26	16	13	3	1	9	11	1	0	.321	
	GCL Marlins	0-0	2.70	2	2	0	0	0	3.1	4	2	1	0	0	0	8	0	0	.286	
	Jupiter	1-1	0.75	5	3	0	0	0	12.0	10	3	1	0	0	1	9	1	0	.217	
	Carolina	0-1	6.00	1	1	0	0	0	3.0	2	3	2	0	0	1	2	0	0	.182	
	Albuquerque	0-2	14.09	4	4	0	0	0	15.1	29	26	24	6	2	4	15	2	0	.392	
2008	FLORIDA	15-8	3.52	34	32	1	1	0	212.1	192	88	83	28	6	42	186	1	3	.239	
2009	New Orleans	1-1	2.40	2	2	1	0	0	15.0	12	4	4	0	0	3	12	1	0	.222	
	FLORIDA	13-9	5.06	31	31	2	0	0	185.0	188	111	104	23	2	44	195	2	0	.259	
2010	FLORIDA	14-9	4.51	26	26	1	0	0	157.2	169	82	79	24	2	33	147	5	0	.273	
2011	FLORIDA	10-12	4.67	33	33	2	1	0	206.0	244	117	107	20	3	44	148	6	0	.295	
2012	MIAMI	12-13	4.48	31	31	3	2	0	191.0	214	100	95	18	8	47	125	8	1	.285	
2013	MIAMI	5-8	3.85	18	18	0	0	0	112.1	112	50	48	11	4	25	90	4	0	.261	
	LOS ANGELES-NL	8-3	3.52	16	15	0	0	0	87.0	83	40	34	6	6	21	75	1	0	.247	
2014	Cedar Rapids	0-0	2.89	2	2	0	0	0	9.1	10	3	3	1	0	1	8	0	0	.278	
	MINNESOTA	6-12	5.38	27	27	1	0	0	159.0	203	96	95	22	5	38	115	5	0	.316	
2015	Cedar Rapids	0-0	0.00	1	1	0	0	0	5.0	3	1	0	0	0	0	5	1	0	.167	
	MINNESOTA	5-2	6.75	9	8	0	0	0	37.1	50	31	28	3	1	14	35	1	1	.321	
Minor League Totals		43-22	3.57	118	115	3	0	0	630.0	605	284	250	48	42	187	626	34	4	.252	
National League Totals		89-75	4.37	229	212	9	4	0	1312.2	1385	690	638	153	42	306	1076	35	4	.270	
American League Totals		11-14	5.64	36	35	1	0	0	196.1	253	127	123	25	6	52	150	6	1	.317	
Major League Totals		100-89	4.54	265	247	10	4	0	1509.0	1638	817	761	178	48	358	1226	41	5	.277	

NOLASCO'S 2015 GAME LOGS																				
DATE	OPP.	W	L	SV	SVO	HLD	ERA	GS	CG	IP	H	R	ER	HR	BB	IBB	HB	SO	AVG	#PIT
4/8	@Det	0	1	0	0	0	18.00	1	0	3.0	6	6	6	0	4	1	0	2	.400	78
April		0	1	0	0	0	18.00	1	0	3.0	6	6	6	0	4	1	0	2	.400	78
5/2	CWS	1	0	0	0	0	10.13	1	0	5.0	8	3	3	0	1	0	1	4	.412	76
5/7	Oak	1	0	0	0	0	9.00	1	0	5.0	6	4	4	0	1	0	0	1	.377	94
5/13	@Det	1	0	0	0	0	6.38	1	0	5.1	4	2	0	0	3	0	0	7	.329	106
5/19	@Pit	1	0	0	0	0	6.00	1	0	5.2	10	4	3	1	1	0	0	8	.337	93
5/25	Bos	1	0	0	0	0	5.12	1	0	7.2	7	2	2	0	0	0	0	5	.315	103
5/31	Tor	0	0	0	0	0	5.51	1	0	1.0	3	2	2	0	0	0	0	1	.324	28
May		5	0	0	0	0	4.25	6	0	29.2	38	17	14	1	6	0	1	26	.314	500
9/30	@Cle	0	0	0	0	0	5.97	0	0	2.0	2	3	3	1	1	1	0	5	.319	34
10/4	KC	0	1	0	0	0	6.75	1	0	2.2	4	5	5	1	3	0	0	2	.321	53
Sept./Oct.		0	1	0	0	0	15.43	1	0	4.2	6	8	8	2	4	1	0	7	.300	87
Totals		5	2	0	0	0	6.75	8	0	37.1	50	31	28	3	14	2	1	35	.321	665



# EDUARDO NUNEZ

**HEIGHT/WEIGHT:** 6-0/193

**BATS/THROWS:** R/R

**BORN:** 6/15/87 in Santo Domingo, DR

**AGE:** 28

**RESIDES:** Azua, DR


**ACQUIRED:** Trade with New York-AL, 4/7/14

**M.L. SERVICE:** 4 years, 90 days

**CONTRACT STATUS:** Signed thru 2015

INF/OF

9

2015		GAME HIGHS		CAREER	
Hits: 3, 6/30 at CIN	HR: 1, 4x, last 8/30 vs. HOU		Hits: 4, 2x, last 9/3/14 vs. CWS	HR: 1, 18x, last 8/30/15 vs. HOU	
RBI: 2, 5x, last 8/30 vs. HOU	Grand Slam: - -		RBI: 4, 2x, last 8/13/13 vs. LAA	Grand Slam: - -	
Hit-Streak: 5, 4/8-26	SB: 1, 8x, last 9/30 at CLE		Hit-Streak: 8, 9/26/11-4/17/12	SB: 3, 9/16/12 vs. TB	

**PERSONAL:** Eduardo Michelle Nunez...signed by New York-AL as an undrafted free agent, February 25, 2004...makes off-season home in Azua, Dominican Republic.

## 2015:

- Made Twins Opening Day roster, the fourth of his career and first with Minnesota.
- Hit safely in first five games, which set a season-high for hitting streak.
- Placed on 15-day disabled list May 5 with a left oblique strain; reinstated May 17.
- Hit .323 (21-for-65) with nine doubles, one triple, one home run and seven RBI in first 23 games, through June 17.
- Recorded season-high three hits June 30 at Cincinnati.
- Homered in consecutive games for first time in career August 28 and 30 vs. Houston.
- Ranked fifth on club in stolen bases (7), despite playing in just 72 games.
- Played 27 games at shortstop (23 starts), 16 at third base (9 starts), three in leftfield (2 starts) and one at second base (1 start).

**2014:** Played 19 games for the Yankees in spring training, hitting .265 (13-for-49) with one double, one triple, one home run, four RBI and seven runs scored...designated for assignment April 1...acquired by Minnesota via trade April 7, in exchange for left-handed pitcher Miguel Sulbaran; optioned to Triple-A Rochester...played in 11 games for Rochester, hitting .282 (11-for-39) with one double, one home run and six RBI...made Twins debut as "26th man" for split double header April 17 vs. Toronto, going 1-for-3 with a walk, before being optioned back to Rochester...recalled May 8 as the Twins optioned Pedro Florimon to Rochester...placed on 15-day disabled list June 19, with right hamstring strain...played four games on rehab assignment, going 4-for-10; returned from rehab and reinstated June 30...tied career-high with four hits (second time in career) September 3 vs. Chicago-AL, falling a homer short of the cycle...was successful in eight of final nine stolen base attempts July 4-September 25...played 20 games at shortstop (17 starts), 20 at third base (12 starts), 16 in leftfield (10 starts), two in rightfield (1 start) and two at second base...named to MLB All-Star roster for Japan All-Star series.

**2013:** Made his third career Opening Day roster with New York-AL...placed on the 15-day disabled list May 12 with a left oblique strain...transferred to the 60-day DL June 14...returned from rehab and reinstated from the 60-day DL July 6, missing 56 games...did not strike out over a stretch of 30 straight plate appearances from July 23-August 4...reached base safely a career-high five times, hitting a solo home run in the fourth and going 3-for-4 with one double, two walks and one stolen base August 7 at Chicago-AL...tied career-high with four RBI August 13 vs. Los Angeles-AL...left game August 27 at Toronto in the ninth inning with a sore right knee...missed three games August 28-31...underwent an MRI on his right knee at New York-Presbyterian Hospital on August 29, the results of which were negative...hit game-winning, two-run double in the eighth inning September 3 vs. Chicago-AL...hit safely in a season-high seven straight games from September 18-26, batting .333 (9-for-27) with two home runs and three RBI over the stretch...became the first player other than Derek Jeter to lead the team in starts at shortstop since Tony Fernandez in 1995 (101 starts)...following the season, played in five games for Toros del Este of the Dominican Baseball League, batting .150 (3-for-20).

**2012:** Hit .272 (26-for-89) with 14 runs, four doubles, one home run and 11 RBI in 38 games (13 starts at shortstop, five at third base, three in leftfield, three as DH and one at second base) over two stints with the Yankees (April 6-May 11 and September 1-October 3)...was one of only eight major leaguers to appear in at least one game at each of those six positions in 2012...had career-high eight-game hitting streak dating back to September 26, 2011 snapped April 18 vs. Minnesota...optioned to Triple-A Scranton/Wilkes-Barre May 11...recalled as a September call-up September 1...hit solo home run, his first of the year, September 15 vs. Tampa Bay off James Shields...stole career-high three bases September 16 vs. Tampa Bay...in 38 games with Scranton/WB, batted .227 (37-for-163) with 18 runs, two home runs and 16 RBI...placed on the DL May 20-July 23 with right thumb inflammation...played in six rehab games with the GCL Yankees and Single-A Tampa...following the season, appeared in 12 games with Toros del Este in the Dominican Winter League, batting .275 (14-for-51).

**2011:** Appeared in the outfield for the first time in his professional career April 25 vs. Chicago-AL, entering the game as a pinch-runner in the eighth inning and remaining in the game in leftfield...committed two errors April 28 vs. Chicago-AL and again in his next start May 5 at Detroit, starting at short in both games; according to Elias, since 1920, the only other Yankees shortstops to make at least two errors in consecutive games played were Frank Crosetti (twice, 1936 and 45) and Mark Koenig (twice, 1927 and 28)...made 17 consecutive starts at shortstop June 14-July 2 while Derek Jeter was on the 15-day disabled list, batting .339 (20-for-59) with five runs, five doubles, two home runs, seven RBI and four walks during the stretch, with the Yankees going 14-3...went 2-for-4 with a home run, a walk and two stolen bases June 15 vs. Texas on his 24th birthday; according to the Elias Sports Bureau, since Yogi Berra homered on his 22nd birthday in 1947, the only other Yankee younger than Nunez to hit a birthday homer was Rusty Torres on his 23rd birthday in 1971...set a career-high with four hits July 1 at New York-NL...hit .261 (29-for-111) with 16 runs, five doubles, one triple, one home run and 12 RBI in 35 games July 9-August 20 while Alex Rodriguez was on the 15-day disabled list, making 23 starts at third base during the stretch...hit in the leadoff position in the batting order for the first time in his career September 7 vs. Baltimore...appeared in one ALDS game vs. Detroit as a pinch runner, stealing a base in the Game 3 loss at Comerica Park...committed a team-high 20 errors (14 at shortstop, six at third base), fourth-most in the AL.

**2010:** Recorded the third-highest average (.289) among all Yankees farmhands and led all Scranton/WB batters in hits (134), doubles (25) and stolen bases (23)...at the time of his recall, was leading the International League in hits...named to the International League Postseason All-Star team as the league's top shortstop...selected to the IL midseason All-Star team, starting at short and going 0-for-2 in the IL's 2-1 victory...recalled from Triple-A Scranton/WB August 19 when Lance Berkman went on the 15-day DL...made major league debut that night, entering the game defensively in the seventh at short going 0-for-1...made first major league start (at third base) in August 21 win vs. Seattle, going 1-for-3 with a run and RBI; collected first hit with go-ahead RBI-single off Jason Vargas in the seventh inning...made 11 starts from August 21-September 4 (9 at third base and 2 at shortstop) while Alex Rodriguez was on the disabled list...following the season, was named by *Baseball America* as the Yankees eighth best prospect...selected by the publication as the best defensive infielder and as having the best infield arm in the organization...batted .348 (8-for-23) with two RBI in seven games with the Toros del Este in the Dominican Winter League following the season...missed time after a ball he bunted ricocheted off his face.

**2009:** Set career-highs in hits (16), doubles (26) and home runs (9) in his first season at Double-A Trenton (New York-AL)...ranked second in the Eastern League in hits and third in batting average...committed 33 errors, most among EL players...named the top shortstop in the EL, earning a spot on the Postseason All-Star team...was starting shortstop for the North Division in the Eastern League midseason All-Star Game...appeared in four games with Toros del Este in the Dominican Winter League, going 2-for-10 (.200).

**2008:** Spent the entire season with Single-A Tampa (New York-AL), batting .271 with 18 doubles, six home runs and 42 RBI in 94 games...appeared in 92 games at short...hit .269 (28-for-104) against left-handed pitchers and .271 (73-for-269) off right-handers.

**2007:** Combined to hit .251 with 15 doubles, two home runs and 41 RBI in 121 games with Single-A Charleston (New York-AL) and Tampa...began the season with the RiverDogs and was named the starting shortstop for the North Division in the South Atlantic League All-Star Game...promoted to Tampa July 30.

**2006:** Combined to hit .214 in 127 games with Tampa and Charleston...began season with Tampa and batted .184 in 37 games before being transferred to Charleston May 18...hit .227 with 16 stolen bases in 90 games with RiverDogs.

**2005:** Selected to participate in the NY-Penn League All-Star Game, going 1-for-3 with a run and RBI...ranked third in the NYPL in hits (88), tied for third in triples (6), fourth in games played (73), fourth in at-bats (281) and ninth in average (.313)...following the season, was named the sixth best prospect in the Yankees organization by *Baseball America*.

**2004:** Played in 63 games with the DSL Yankees 1, batting .249 with seven doubles and 33 RBI.

**PROFESSIONAL:** Signed by New York-AL as an undrafted free agent, February 25, 2004.

**TWINS AND SENATORS FRANCHISE RECORDS BY DECADE**

TEAM(S)	YEARS	RECORD	WINNING %
Washington Senators	1901-1909	480-833	.366
Washington Senators	1910-1919	755-737	.506
Washington Senators	1920-1929	792-735	.519
Washington Senators	1930-1939	806-722	.527
Washington Senators	1940-1949	677-858	.441
Washington Senators	1950-1959	640-898	.416
Washington Senators/Minnesota Twins	1960-1969	862-747	.536
Minnesota Twins	1970-1979	812-794	.506
Minnesota Twins	1980-1989	733-833	.468
Minnesota Twins	1990-1999	718-833	.463
Minnesota Twins	2000-2009	863-758	.532
Minnesota Twins	2010-present	442-530	.455
<b>TOTALS</b>		<b>8580-9278</b>	<b>.480</b>

NUNEZ'S BATTING RECORD																			
YEAR	CLUB	AVG	G	AB	R	H	2B	3B	HR	RBI	SH	SF	HB	BB	SO	SB	CS	E	OBP
2004	DSL Yankees1	.215	57	191	29	41	9	5	3	20	2	0	4	27	41	16	6	0	.324
2005	Staten Island	.313	73	281	37	88	11	6	3	46	6	0	3	20	43	6	3	28	.365
2006	Tampa	.184	37	147	17	27	5	3	4	26	4	2	0	8	28	6	1	14	.223
	Charleston	.227	90	344	36	78	11	3	2	40	0	2	2	23	48	16	5	26	.278
2007	Charleston	.238	91	328	36	78	10	2	1	28	2	3	2	25	42	20	8	27	.293
	Tampa	.285	30	123	16	35	5	0	1	13	0	1	3	7	18	9	0	6	.336
2008	Tampa	.271	94	373	45	101	18	3	6	42	5	4	1	19	48	14	10	19	.305
2009	Trenton	.322	123	497	70	160	26	1	9	55	4	4	1	22	63	19	7	33	.349
2010	Scranton/WB	.289	118	464	55	134	25	3	4	50	3	2	5	32	60	23	5	14	.340
	NEW YORK-AL	.280	30	50	12	14	1	0	1	7	0	0	0	3	2	5	0	1	.321
2011	NEW YORK-AL	.265	112	309	38	82	18	2	5	30	6	1	0	22	37	22	6	20	.313
2012	GCL Yankees	.200	4	10	1	2	0	0	1	1	0	0	0	0	0	0	0	0	.200
	Tampa	.286	2	7	2	2	0	0	0	0	0	0	0	0	1	1	0	0	.286
	Scranton/WB	.227	38	163	18	37	4	0	2	16	0	2	0	7	28	16	3	5	.256
	NEW YORK-AL	.292	38	89	14	26	4	1	1	11	0	4	1	6	12	11	2	7	.330
2013	Tampa	.333	3	3	2	1	0	0	0	0	0	0	0	2	0	2	0	0	.600
	Charleston	.400	2	5	1	2	0	0	0	0	0	0	0	1	0	1	0	1	.500
	Trenton	.375	2	8	1	3	0	0	0	1	0	0	0	1	2	0	0	0	.444
	NEW YORK-AL	.260	90	304	38	79	17	4	3	28	4	5	3	20	51	10	3	14	.307
2014	Rochester	.282	11	39	7	11	1	0	1	6	0	1	0	1	8	1	0	2	.293
	New Britain	.400	4	10	1	4	0	1	0	0	0	0	0	3	2	1	0	1	.538
	MINNESOTA	.250	72	204	26	51	7	4	4	24	3	0	1	5	31	9	3	7	.271
2015	MINNESOTA	.282	72	188	23	53	14	1	4	20	2	1	1	12	29	8	4	3	.327
Minor League Totals		.269	779	2993	374	804	125	27	37	344	26	21	21	198	432	151	48	176	.316
Major League Totals		.267	414	1141	151	305	61	12	18	120	15	11	6	68	162	65	18	52	.308

NUNEZ'S CAREER FIELDING RECORD									
POSITION	PCT	G	PO	A	E	TC	DP	PB	
Shortstop	.952	199	212	424	32	668	79	—	
Third Base	.920	114	58	125	16	199	10	—	
Second Base	.982	23	22	33	1	56	5	—	
Outfield	.940	29	44	3	3	50	1	—	
Totals	.947	407	336	585	52	973	95	—	

NUNEZ'S DIVISION SERIES RECORD																			
YEAR	OPPONENT	AVG	G	AB	R	H	2B	3B	HR	RBI	SH	SF	HB	BB	SO	SB	CS	E	OBP
2011	Detroit	.000	1	0	0	0	0	0	0	0	0	0	0	0	0	1	0	0	.000
2012	Baltimore	.200	3	5	2	1	1	0	0	0	0	0	0	0	0	0	0	0	.200
Division Series Totals		.200	4	5	2	1	1	0	0	0	0	0	0	0	0	1	0	0	.200

NUNEZ'S LEAGUE CHAMPIONSHIP SERIES RECORD																			
YEAR	OPPONENT	AVG	G	AB	R	H	2B	3B	HR	RBI	SH	SF	HB	BB	SO	SB	CS	E	OBP
2012	Detroit	.333	2	6	2	2	0	1	1	1	0	0	0	0	0	1	0	1	.333



# RYANO'R O'ROURKE

**HEIGHT/WEIGHT:** 6-3/228  
**BATS/THROWS:** R/L  
**BORN:** 4/30/88 in Worcester, MA  
**AGE:** 27  
**RESIDES:** Worcester, MA  
**ACQUIRED:** 13th round, 2010 First-Year Player Draft  
**M.L. SERVICE:** 90 days  
**CONTRACT STATUS:** Signed thru 2015

**LHP 61**

2015		GAME HIGHS		CAREER	
IP: 2.0, 7/21 at LAA	Walks: 3, 8/8 at CLE		IP: 2.0, 7/21/15 at LAA	Walks: 3, 8/8/15 at CLE	
SO: 2, 6x, last 10/4 vs. KC	CG: --		SO: 2, 6x, last 10/4/15 vs. KC	CG: --	
Win-Streak: --	Low-Hit: --		Win-Streak: --	Low-Hit: --	

**PERSONAL:** Ryan Patrick O'Rourke...2006 graduate of St. John's (MA) High School...attended Merrimack College for four years from 2007-10, going 13-7, 1.95 ERA (189.0 IP, 41 ER) with 53 walks and 193 strikeouts in 34 games (22 starts).

## 2015:

- Was Twins spring training invitee for first time in career and was reassigned to minor league camp March 25.
- Began season with Double-A Chattanooga, appearing in two games before being promoted to Triple-A Rochester April 17.
- Posted a 5.93 ERA (13.2 IP, 9 ER) with seven walks, 22 strikeouts and one home run allowed in 20 games for the Red Wings; held left-handed hitters to a .125 (3-for-24) batting average and right-handers to .357 (10-for-28).
- Contract selected by Minnesota July 7 as the Twins optioned Aaron Thompson to Rochester.
- Made major league debut July 7 vs. Baltimore, tossing 1.0 shutout inning, including first career strikeout, fanning Steve Pearce.
- Held opponents scoreless in first six appearances and in 11 of his 12 appearances July 7-August 4.
- Held left-handed batters to a .171 (7-for-41) batting average with Minnesota and right-handed batters to a .231 (9-for-39) average.
- Held first-batters-faced for Minnesota to a .120 (3-for-25) batting average.
- Ranked third among AL left-handed rookies in appearances (25) post-All-Star Break and ranked seventh in baseball.

**2014:** Began season with Double-A New Britain...did not allow a run in 13 straight appearances (8.0 IP) May 17-June 27; allowed just two runs in a 22-game span May 17-July 25, posting a 1.38 ERA during that time...25 of 50 outings for Rock Cats were less than 1.0 inning pitched...held left-handed hitters to a .103 (7-for-68) batting average with 41 strikeouts and four walks for the Rock Cats...promoted to Triple-A Rochester August 31 and made one appearance for the Red Wings, pitching 1.0 scoreless inning of relief that day at Pawtucket...combined to go 2-4, 3.89 ERA (41.2 IP, 18 ER) with 16 walks and 53 strikeouts in 51 games between both levels...pitched for Aguilas del Zulia in the Venezuelan Winter League, going 1-1, 3.55 ERA (12.2 IP, 5 ER) in 21 games.

**2013:** Began season with Single-A Ft. Myers...placed on 7-day disabled list April 20 with left ribcage muscle strain; reinstated May 26...pitched 16.0 scoreless innings to begin season April 4-June 8...promoted to Double-A New Britain July 17...combined to go 5-3, 3.15 ERA (45.2 IP, 16 ER) with 15 walks and 40 strikeouts in 34 starts between both levels combined.

**2012:** Began season with Single-A Beloit...went 2-5, 5.59 ERA (56.1 IP, 35 ER) for the Snappers, holding left-handed hitters to a .161 (9-for-56) batting average...promoted to Single-A Ft. Myers July 28...combined to go 2-6, 5.57 ERA (74.1 IP, 46 ER) in 38 games (2 starts) at both levels combined.

**2011:** Spent second professional season with Single-A Beloit...posted a 1.55 ERA (40.2 IP, 7 ER) in 16 appearances in May and June combined...went 0-1, 1.85 ERA (24.1 IP, 5 ER) in 17 relief appearances and 5-4, 3.56 ERA (86.0 IP, 34 ER) in 17 starts...struck out eight-plus in six of 17 starts...named a MiLB.com Twins Organizational All-Star.

**2010:** Spent first professional season with Rookie Elizabethton, going 1-3, 5.10 ERA (42.1 IP, 24 ER) with seven walks and 39 strikeouts in 13 games (5 starts).

**PROFESSIONAL:** Selected by the Twins in the 13th round of the 2010 First-Year Player Draft; signed by scout John Wilson.



O'Rourke's Pitching Record																				
Year	Club	W-L	ERA	G	GS	CG	SH	SV	IP	H	R	ER	HR	HB	BB	SO	WP	BK	BAA	
2010	Elizabethhton	1-3	5.10	13	5	0	0	0	42.1	52	26	24	2	3	7	39	3	0	.306	
2011	Beloit	5-5	3.18	34	17	0	0	1	110.1	116	45	39	7	2	32	107	5	2	.272	
2012	Beloit	2-5	5.59	29	2	0	0	2	56.1	61	38	35	7	0	16	56	6	0	.272	
2013	Ft. Myers	0-1	5.50	9	0	0	0	0	18.0	22	13	11	1	1	4	16	3	0	.297	
	Ft. Myers	5-1	2.22	17	0	0	0	3	28.1	19	7	7	3	0	8	21	2	0	.190	
2014	New Britain	0-2	4.67	17	0	0	0	2	17.1	15	10	9	0	0	7	19	3	0	.238	
	New Britain	2-4	3.98	50	0	0	0	4	40.2	36	24	18	5	0	16	52	1	0	.232	
	Rochester	0-0	0.00	1	0	0	0	0	1.0	1	0	0	0	0	0	1	1	0	.250	
2015	Chattanooga	0-0	0.00	2	0	0	0	0	1.1	2	0	0	0	0	0	3	0	0	.333	
	Rochester	0-0	5.93	20	0	0	0	0	13.2	13	9	9	1	0	7	22	1	0	.250	
	MINNESOTA	0-0	6.14	28	0	0	0	0	22.0	16	15	15	3	0	15	24	2	0	.200	
Minor League Totals		15-21	4.15	192	24	0	0	12	329.1	337	172	152	26	6	97	336	25	2	.264	
Major League Totals		0-0	6.14	28	0	0	0	0	22.0	16	15	15	3	0	15	24	2	0	.200	

O'Rourke's Career Fielding Record								
Position	PCT	G	PO	A	E	TC	DP	PB
Pitcher	1.000	28	2	2	0	4	0	—

O'Rourke's 2015 Game Logs																					
Date	Opp.	W	L	SV	SVO	HLD	ERA	GS	CG	IP	H	R	ER	HR	BB	IBB	HB	SO	AVG	#PIT	
7/7	Bal	0	0	0	0	0	0.00	0	0	1.0	0	0	0	0	0	0	0	1	.000	8	
7/9	Det	0	0	0	0	0	0.00	0	0	0.2	0	0	0	0	0	0	0	0	.000	8	
7/10	Det	0	0	0	0	0	0.00	0	0	1.0	0	0	0	0	0	0	0	2	.000	12	
7/18	@Oak	0	0	0	0	0	0.00	0	0	0.2	0	0	0	0	1	1	0	1	.000	13	
7/21	@LAA	0	0	0	0	0	0.00	0	0	2.0	2	0	0	0	1	0	0	2	.111	32	
7/25	NYN	0	0	0	0	0	0.00	0	0	0.1	0	0	0	0	0	0	0	0	.105	3	
7/26	NYN	0	0	0	0	0	1.23	0	0	1.2	1	1	1	1	2	0	0	2	.125	38	
7/28	Pit	0	0	0	0	0	1.08	0	0	1.0	0	0	0	0	0	0	0	2	.111	10	
7/29	Pit	0	0	0	0	0	1.00	0	0	0.2	0	0	0	0	0	0	0	2	.103	10	
July		0	0	0	0	0	1.00	0	0	9.0	3	1	1	1	4	1	0	12	.103	134	
8/1	Sea	0	0	0	0	0	0.93	0	0	0.2	0	0	0	0	0	0	0	1	.097	8	
8/3	@Tor	0	0	0	0	0	0.84	0	0	1.0	0	0	0	0	0	0	0	1	.088	13	
8/4	@Tor	0	0	0	0	0	0.82	0	0	0.1	1	0	0	0	1	1	0	0	.111	14	
8/6	@Tor	0	0	0	0	0	1.59	0	0	0.1	1	1	1	0	0	0	0	1	.132	6	
8/8	@Cle	0	0	0	0	0	3.97	0	0	0.0	0	3	3	0	3	0	0	0	.132	22	
8/9	@Cle	0	0	0	0	0	3.65	0	0	1.0	0	0	0	0	0	0	0	1	.122	10	
8/11	Tex	0	0	0	0	0	3.46	0	0	0.2	0	0	0	0	0	0	0	1	.116	11	
8/13	Tex	0	0	0	0	0	3.38	0	0	0.1	0	0	0	0	0	0	0	1	.114	5	
8/17	@NYN	0	0	0	0	0	3.38	0	0	0.0	2	0	0	0	0	0	0	0	.152	6	
8/18	@NYN	0	0	0	0	0	5.02	0	0	1.0	1	3	3	0	2	0	0	1	.160	31	
8/30	Hou	0	0	0	0	0	7.20	0	0	0.2	3	4	4	1	1	0	0	0	.200	23	
August		0	0	0	0	0	16.50	0	0	6.0	8	11	11	1	7	1	0	7	.308	149	
9/4	@Hou	0	0	0	0	0	6.75	0	0	1.0	0	0	0	0	1	0	0	0	.190	11	
9/12	@CWS	0	0	0	0	0	6.88	0	0	1.0	2	1	1	0	0	0	0	1	.206	19	
9/15	Det	0	0	0	0	0	6.75	0	0	0.1	0	0	0	0	0	0	0	0	.203	4	
9/17	LAA	0	0	0	0	0	6.63	0	0	1.2	2	1	1	1	0	0	0	1	.211	24	
9/19	LAA	0	0	0	0	0	6.52	0	0	0.1	0	0	0	0	0	0	0	0	.208	4	
9/24	Cle	0	0	0	0	0	6.52	0	0	0.0	0	0	0	0	2	0	0	0	.208	10	
9/30	@Cle	0	0	0	0	0	6.20	0	0	1.0	0	0	0	0	0	0	0	1	.200	14	
10/4	KC	0	0	0	0	0	6.14	0	0	1.2	1	1	1	0	1	0	0	2	.200	26	
Sept./Oct.		0	0	0	0	0	3.86	0	0	7.0	5	3	3	1	4	0	0	5	.200	112	
Totals		0	0	0	0	0	6.14	0	0	22.0	16	15	15	3	15	2	0	24	.200	395	



# MIKE PELFREY

**HEIGHT/WEIGHT:** 6-7/240  
**BATS/THROWS:** R/R  
**BORN:** 1/14/84 at Wright-Patterson AFB, OH  
**AGE:** 31  
**RESIDES:** Wichita, KS  
**ACQUIRED:** Signed as free agent, 12/23/13  
**M.L. SERVICE:** 8 years, 122 days  
**CONTRACT STATUS:** Signed thru 2015

**RHP 37**

2015		GAME HIGHS	CAREER	
IP: 8.0, 3x, last 8/2 vs. SEA	Walks: 4, 4/17 vs. CLE		IP: 9.0, 5x, last 7/27/11 at CIN	Walks: 6, 8/25/13 at CLE
SO: 7, 3x, last 9/25 at DET	CG: - -		SO: 8, 3x, last 4/9/12 vs. WAS	CG: 4, last 7/27/11 at CIN
Win-Streak: 3, 4/22-5/8	Low-Hit: - -		Win-Streak: 7, 6/16-7/25/08	Low-Hit: 3, 8/20/08 vs. ATL

**PERSONAL:** Michael Alan Pelfrey (pronounced PELL-free)...wife, Angela...son, Chase (8/6/09), and daughters, Madison Caroline (2/4/11) and Avery Layne (9/29/14)...2002 graduate of Heights High School in Wichita, KS...four-year captain on the baseball team and played one year of basketball...named 2001 Kansas Gatorade Player of the Year, a 2001 Rawlings District-V All-American and the 2002 Proline Kansas Player of the Year...named All-State in baseball in 2001 and 02...helped Team USA win a gold medal at the FISU II World University Baseball Championship in Tainan, Taiwan in 2004, going 1-1 with 20 strikeouts in 16.2 innings pitched in three starts.

## 2015:

- Made Twins starting rotation after 80-game suspension of Ervin Santana.
- Earned his first win in his third start April 22 at Kansas City, marking his first major league win since August 20, 2013, a span of 13 starts between wins.
- Went 2-0, 2.25 ERA (24.0 IP, 6 ER) in four April starts and 2-1, 3.21 ERA (28.0 IP, 10 ER) in five May starts.
- Did not allow more than two earned runs in nine of his first 11 starts April 11-June 7, posting a 2.28 ERA (67.0 IP, 17 ER) in those starts.
- Set season-high with 8.0 shutout innings June 7 vs. Milwaukee, earning the win, also tying a season-high with seven strikeouts.
- Appeared in 200th career game June 18 vs. St. Louis, allowing one run on four hits in 8.0 innings pitched.
- Made 200th career start July 9 vs. Detroit, allowing four runs on eight hits in 7.2 innings pitched and was dealt the loss.
- Tied season-high again 8.0 shutout innings for second time August 2 vs. Seattle, allowing just four hits and one walk.
- Recorded 700th career strikeouts September at Detroit, fanning Miguel Cabrera in the fourth inning.
- Made 30th start September 30 at Cleveland, marking the fifth time in career and first since 2011 with New York-NL.
- Went 4-4, 2.61 ERA (82.2 IP, 24 ER) in 13 starts at Target Field and 2-7, 5.93 ERA (82.0 IP, 54 ER) in 17 road starts.
- Induced 29 groundball double plays, tied with St. Louis' John Lackey for most in baseball and most for a Twin since 2008, when Nick Blackburn induced 31.
- Posted a 2.14 groundball-to-flyball ratio, the sixth best in the AL.
- Allowed just 11 home runs on the season, the second fewest in the AL and tied for fifth fewest in baseball.

**2014:** Made seventh career Opening Day roster, and second with Minnesota, as club's number four starter...went 0-3, 7.99 ERA (23.2 IP, 21 ER) in five starts before being placed on the 15-day disabled list May 3 with a left groin strain...made two rehab starts with Triple-A Rochester May 16-23, going 1-0, 0.90 ERA (10.0 IP, 1 ER)...had season-ending surgery to clean up scar tissue in right elbow that was causing pressure on ulnar nerve; surgery performed by Dr. James Andrews on June 10...wife Angela gave birth to couple's third child daughter Avery Layne September 29.

**2013:** Opened season with Minnesota after signing as a free agent December 20, 2012...made Twins debut April 4 vs. Detroit, allowing two runs (none earned) on five hits in 5.2 innings pitched and earned the win...posted a 6.11 ERA (70.2 IP, 48 ER) in first 14 starts April 4-June 18; posted a 3.45 ERA (62.2 IP, 24 ER) July 6-August 31...set career-high with six walks August 25 at Cleveland...set season-high with seven strikeouts three times, one short from tying his career-high...ranked second on the Twins staff in innings pitched (152.2 IP) and tied for first in strikeouts (101)...signed a two-year contract with the Twins as a free agent December 23.

**2012:** Opened season as New York-NL number four starter, making first start April 9 vs. Washington, allowing three runs on 10 hits in 5.2 innings with one walk and eight strikeouts but did not factor into the decision...experienced right elbow discomfort in third start; allowed one run on six hits in 8.0 innings pitched April 21 vs. San Francisco...placed on the 15-day disabled list and had "Tommy John" surgery on right elbow May 1, a procedure performed by Dr. James Andrews in Gulf Breeze, FL.

**2011:** Made first career Opening Day start April 1 at Florida, suffering the loss, allowing five runs in 4.1 innings pitched...went 2-1, 3.09 ERA (35.0 IP, 12 ER) with opponents batting .217 in five May starts...pitched third career complete game June 18 vs. Los Angeles-AL and fourth career complete game July 27 at Cincinnati...did not allow a home run July 27-September 9, a stretch of 10 games, including nine starts (45.1 IP)...had the fourth lowest run support in /baseball (minimum of 33 starts), with 78 runs scored, 2.36 per game...made 33 starts and pitched 193.2 innings, becoming the third Mets pitcher since 1980 to start at least 31 games and throw at least 175.0 innings in at least four straight seasons, joining Ron Darling (1984-89) and Tom Glavine (2003-07).

**2010:** Went 8-1, 2.23 ERA (80.2 IP, 20 ER) in first 12 starts, becoming just the third Mets pitcher since 1991 to win at least eight of first 12 starts and record an ERA under 2.50 (Bobby Jones in 1997, 10-2, 2.22 ERA and Johan Santana in 2009, 8-3, 2.39 ERA)...earned first professional save April 17 at St. Louis, tossing 1.0 scoreless inning...led the majors and tied a franchise record (Nolan Ryan - 1970) with a 0.69 ERA (26.0 IP, 2 ER) in April...posted 27.0-inning scoreless streak April 9-May 1...won ninth game in 10th decision June 13 at Baltimore, becoming the fifth pitcher in franchise history to win nine-plus games in their first 10 decisions — Terry Leach (10-0 in 1987), David Cone and Dwight Gooden (both 9-1 in 1988), and Al Leiter (9-1 in 2000)...recorded 15th win September 16 vs. Pittsburgh, becoming the 10th right-hander in Mets history to record at least 15 wins in a season; the start also marked his 30th of the season, making him the first Met to make at least 30 starts in three consecutive seasons since Tom Glavine went five straight seasons from 2003-07...went 10-3, 2.83 ERA (124.0 IP, 39 ER) in 19 starts at home...set career-highs in wins (15), ERA (3.66), starts (33), innings pitched (204.0) and strikeouts (113).

**2009:** Started the first ever regular season game at Citi Field April 13 vs. San Diego, throwing the first pitch at 7:11 pm to Jody Gerut who homered later in the at-bat; allowed five runs on eight hits in 5.0 innings and did not factor into the decision...won four straight decisions April 8-May 7...balked three times May 17 at San Francisco, becoming the first pitcher since Al Leiter April 23, 1994 to do so...had first career extra-base hit (double) June 10 vs. Philadelphia...tossed season-high 8.0 innings September 6 vs. Chicago-NL.

**2008:** Made Mets Opening Day roster for first time in career and spent the entire season there...named National League Player of the Week July 7-13, going 2-0, 0.00 ERA (15.0 IP) with 10 strikeouts...tossed 19.0 straight scoreless innings July 3-20...tossed first career complete game August 20 vs. Atlanta, allowing three runs on three hits with three walks and three strikeouts...pitched second complete game August 25 vs. Houston, becoming the first Mets pitcher to pitch consecutive complete games since Rick Reed in 2001...recorded 11 wins from May 31 through the end of the season, sixth-most in the NL; also pitched 151.2 innings which ranked fifth in that span...tied for second in baseball, tied for NL-lead and set a Mets franchise record with 29 ground into double plays.

**2007:** Began season as the 20th best prospect in baseball according to *Baseball America*...split season between Single-A St. Lucie, Triple-A New Orleans and New York-NL; had four stints with the Mets during the season: April 13-May 13, July 1-16, July 28-29 and September 1 through the end of the season...made first start April 13 vs. Washington, allowing six hits on two runs (1 ER), with four walks and two strikeouts; became the youngest Mets pitcher to make an April start since 1996...recorded first major league hit July 1 at Philadelphia, singling off Kyle Kendrick...combined to go 6-14, 4.72 ERA (152.2 IP, 80 ER) in 30 games (28 starts) between all three levels.

**2006:** Began season as 36th best prospect in baseball according to *Baseball America*...started season with Single-A St. Lucie (New York-NL)...promoted to Double-A Binghamton April 26...named to Eastern League All-Star team...recalled by the Mets July 8 and made major league debut that night, earning the win in the second game of a double header vs. Florida; allowed three runs (2 ER) on five hits in 5.0 innings, with four walks and three strikeouts...became the first Mets starting pitcher to win major league debut since Matato Yoshi April 5, 1998...made four starts for the Mets and was optioned to Triple-A Norfolk August 2...recalled by the Mets again September 13 but did not appear.

**AMATEUR CAREER:** Attended Wichita State from 2003-05, going 33-7, 2.17 ERA (359.2 IP, 87 ER) with 69 walks and 366 strikeouts in 52 career games (51 starts)...2003: Went 10-2, 2.49 ERA (104.2 IP, 29 ER) in 17 games (16 starts) as a freshman; led the Missouri Valley Conference in ERA (2.49) and was second in strikeouts (98)...named MVC Freshman of the Year and was First-Team All-Missouri Conference honoree...earned Freshman All-America honors by Collegiate Baseball and *Baseball America*...2004: Went 11-2, 2.18 ERA (115.1 IP, 28 ER) in 16 starts as a sophomore; named Missouri Valley Conference Pitcher of the Year, and was a finalist for the Roger Clemens Award; earned Second-Team All-America honors by *Baseball America*, Collegiate Baseball, American Baseball Coaches Association, *Sports Weekly* and CollegeBaseballInsider.com, and was a Third-Team All-American selection by the National Collegiate Baseball Writers Association...2005: Went 12-3, 1.93 ERA (139.2 IP, 30 ER) with seven complete games in 19 starts as a junior...named Missouri Valley Conference Pitcher of the Year becoming the only pitcher to win that award twice (sophomore), named First-Team All-American by Collegiate Baseball and a Second-Team All-America by *Sports Weekly*...finished second on the school's all-time strikeouts list (366) and ranked seventh in innings pitched (359.2), ninth in complete games (14) and shutouts (14), and 10th in winning percentage (.825)...ranked fifth best prospect in the draft and fourth best collegiate pitcher by *Baseball America*.

**PROFESSIONAL:** Selected by the Mets in the first round (9th overall) of the 2005 First-Year Player Draft; signed by scout Larry Chase...originally drafted by Tampa Bay in the 15th round of the 2002 First-Year Player Draft, but did not sign.

PELFREY'S PITCHING RECORD																			
YEAR	CLUB	W-L	ERA	G	GS	CG	SH	SV	IP	H	R	ER	HR	HB	BB	SO	WP	BK	BAA
2006	St. Lucie	2-1	1.64	4	4	0	0	0	22.0	17	5	4	1	1	2	26	3	0	.224
	Binghamton	4-2	2.71	12	12	0	0	0	66.1	60	23	20	2	4	26	77	2	0	.244
	NEW YORK-NL	2-1	5.48	4	4	0	0	0	21.1	25	14	13	1	3	12	13	2	0	.305
	Norfolk	1-0	2.25	2	2	0	0	0	8.0	4	2	2	1	0	5	6	0	0	.148
2007	St. Lucie	0-0	3.00	1	1	0	0	0	6.0	5	3	2	1	2	3	2	0	0	.250
	New Orleans	3-6	4.01	14	14	0	0	0	74.0	74	35	33	6	6	26	56	2	0	.261
	NEW YORK-NL	3-8	5.57	15	13	0	0	0	72.2	85	47	45	6	9	39	45	3	0	.298
	NEW YORK-NL	13-11	3.72	32	32	2	0	0	200.2	209	86	83	12	13	64	110	2	0	.276
2009	NEW YORK-NL	10-12	5.03	31	31	0	0	0	184.1	213	112	103	18	7	66	107	1	6	.289
2010	NEW YORK-NL	15-9	3.66	34	33	0	0	1	204.0	213	88	83	12	6	68	113	1	1	.275
2011	NEW YORK-NL	7-13	4.74	34	33	2	0	0	193.2	220	111	102	21	7	65	105	2	2	.286
2012	NEW YORK-NL	0-0	2.29	3	3	0	0	0	19.2	24	5	5	0	0	4	13	1	0	.300
2013	Cedar Rapids	1-0	3.00	1	1	0	0	0	6.0	2	2	2	1	1	0	6	0	0	.100
	MINNESOTA	5-13	5.19	29	29	0	0	0	152.2	184	92	88	13	6	53	101	1	0	.300
	Rochester	1-0	0.90	2	2	0	0	0	10.0	9	1	1	0	1	3	3	0	0	.250
2014	MINNESOTA	0-3	7.99	5	5	0	0	0	23.2	29	23	21	5	2	18	10	1	0	.305
	MINNESOTA	6-11	4.26	30	30	0	0	0	164.2	198	86	78	11	12	45	86	5	0	.304
Minor League Totals		11-9	3.11	34	34	0	0	0	182.1	162	70	63	12	14	62	173	7	0	.241
National League Totals		50-54	4.36	153	149	4	0	1	896.1	989	463	434	70	45	318	506	12	9	.284
American League Totals		11-27	4.94	64	64	0	0	0	341.0	411	201	187	29	20	116	197	7	0	.302
Major League Totals		61-81	4.52	217	213	4	0	1	1237.1	1400	664	621	99	65	434	703	19	9	.289

PELFREY'S CAREER FIELDING RECORD								
POSITION	PCT	G	PO	A	E	TC	DP	PB
Pitcher	.968	217	76	169	8	253	15	—

PELFREY'S BATTING RECORD														
BATTING	AVG	AB	R	H	2B	3B	HR	RBI	SH	SF	HB	BB	SO	SB
Career	.104	268	13	28	5	0	0	13	24	1	2	13	72	0

EARNED RUNS RULE

The determination of earned-runs is as follows:

An earned-run is a run for which the pitcher is held accountable. In determining earned-runs, the inning should be reconstructed without the errors and passed balls, and the benefit of the doubt should always be given to the pitcher in determining which bases would have been reached with errorless play.

Until 1969, a reliever could not be charged with an earned-run if he entered the game after the side could have been retired but for an error, no matter how many runs he subsequently gave up in that inning. Now, runs scored by batters who reach base off the reliever are charged as earned on that pitcher's record. They are not, however, charged as earned against the team as a whole. Therefore, a discrepancy may occur between the total earned-runs charged against a team and the sum total of the earned-runs charged against the individual pitchers of that team.

**PELFREY'S 2015 GAME LOGS**

DATE	OPP.	W	L	SV	SVO	HLD	ERA	GS	CG	IP	H	R	ER	HR	BB	IBB	HB	SO	AVG	#PIT
4/11	@CWS	0	0	0	0	0	7.20	1	0	5.0	7	4	4	2	1	0	1	2	.333	80
4/17	Cle	0	0	0	0	0	4.50	1	0	5.0	3	1	1	0	4	0	0	2	.263	88
4/22	@KC	1	0	0	0	0	2.65	1	0	7.0	5	0	0	0	2	0	2	4	.242	99
4/28	Det	1	0	0	0	0	2.25	1	0	7.0	3	2	1	0	2	0	0	7	.209	109
April		2	0	0	0	0	2.25	4	0	24.0	18	7	6	2	9	0	3	15	.209	376
5/3	CWS	0	0	0	0	0	2.63	1	0	3.1	5	2	2	0	2	0	3	1	.235	61
5/8	@Cle	1	0	0	0	0	2.62	1	0	7.0	6	2	2	0	2	0	0	0	.232	105
5/14	@Det	0	1	0	0	0	3.23	1	0	4.2	10	5	4	1	2	0	0	1	.262	95
5/20	@Pit	0	0	0	0	0	3.00	1	0	6.0	5	1	1	0	0	0	1	5	.259	92
5/26	Bos	1	0	0	0	0	2.77	1	0	7.0	5	1	1	0	1	0	0	4	.253	100
May		2	1	0	0	0	3.21	5	0	28.0	31	11	10	1	7	0	4	11	.287	453
6/2	@Bos	0	1	0	0	0	2.59	1	0	7.0	6	1	1	0	2	0	0	1	.251	99
6/7	Mil	1	0	0	0	0	2.28	1	0	8.0	8	0	0	0	1	0	0	7	.254	105
6/13	@Tex	0	1	0	0	0	3.18	1	0	3.2	11	8	8	1	3	1	0	0	.277	65
6/18	StL	0	0	0	0	0	2.97	1	0	8.0	4	1	1	1	1	0	0	3	.265	103
6/23	CWS	0	1	0	0	0	3.06	1	0	6.2	10	3	3	0	3	0	0	4	.272	112
6/29	@Cin	0	1	0	0	0	3.81	1	0	2.0	9	8	8	0	3	0	0	1	.289	68
June		1	4	0	0	0	5.35	6	0	35.1	48	21	21	2	13	1	0	16	.338	552
7/4	@KC	0	0	0	0	0	3.94	1	0	4.0	7	3	3	0	3	0	0	3	.294	75
7/9	Det	0	1	0	0	0	4.00	1	0	7.2	8	4	4	1	0	0	0	4	.293	110
7/22	@LAA	0	1	0	0	0	3.94	1	0	6.0	9	4	2	1	1	0	1	1	.297	79
7/28	Pit	0	0	0	0	0	3.92	1	0	5.1	5	3	2	0	2	0	1	3	.294	87
July		0	2	0	0	0	4.30	4	0	23.0	29	14	11	2	6	0	2	11	.312	351
8/2	Sea	0	0	0	0	0	3.65	1	0	8.0	4	0	0	0	1	0	0	3	.286	102
8/7	@Cle	0	0	0	0	0	3.84	1	0	3.2	9	7	4	0	1	0	0	2	.294	74
8/12	Tex	1	0	0	0	0	3.70	1	0	7.0	4	1	1	0	1	0	0	4	.288	101
8/18	@NYY	0	0	0	0	0	3.62	1	0	5.1	5	1	1	0	1	0	1	4	.286	104
8/23	@Bal	0	0	0	0	0	3.69	1	0	4.2	9	3	3	0	1	0	0	3	.290	93
8/29	Hou	0	1	0	0	0	3.85	1	0	3.2	7	4	4	0	2	0	0	2	.294	78
August		1	1	0	0	0	3.62	6	0	32.1	38	16	13	0	7	0	1	18	.295	552
9/4	@Hou	0	1	0	0	0	4.17	1	0	4.0	8	7	7	2	0	0	0	5	.298	70
9/9	@KC	0	0	0	0	0	4.09	1	0	5.1	5	1	1	1	1	0	1	1	.297	85
9/19	LAA	0	1	0	0	0	4.16	1	0	6.0	9	4	4	1	0	0	1	1	.300	93
9/25	@Det	0	0	0	0	0	4.09	1	0	5.0	6	1	1	0	0	0	0	7	.300	85
9/30	@Cle	0	1	0	0	0	4.26	1	0	1.2	6	4	4	0	2	0	0	1	.304	46
Sept./Oct.		0	3	0	0	0	6.95	5	0	22.0	34	17	17	4	3	0	2	15	.366	379
Totals		6	11	0	0	0	4.26	30	0	164.2	198	86	78	11	45	1	12	86	.304	2663





# GLEN PERKINS

**HEIGHT/WEIGHT:** 6-0/215

**BATS/THROWS:** L/L

**BORN:** 3/2/83 in St. Paul, MN

**AGE:** 32

**RESIDES:** Lakeville, MN

**ACQUIRED:** 1st round (22nd overall), 2004 First-Year Player Draft

**M.L. SERVICE:** 8 years, 10 days

**CONTRACT STATUS:** Signed thru 2017

LHP

15

2014			GAME HIGHS		CAREER	
IP: 1.1, 3x, last 6/17 vs. STL	Walks: 1, 10x, last 10/2 vs. KC		IP: 8.0, 6x, last 4/19/09 vs. LAA	Walks: 4, 5/13/09 vs. DET		
SO: 3, 2x, last 9/25 at DET	CG: --		SO: 7, 6/30/08 vs. DET	CG: --		
Save-Streak: 28, 4/8-7/28	Low-Hit: --		Save-Streak: 28, 4/8-7/28/15	Low-Hit: --		

**PERSONAL:** Glen Weston Perkins...wife, Alisha (Weber)...daughters, Addison (11/21/06) and Lyla (8/10/08)...2001 graduate of Stillwater (MN) High School where he was named All-State in 2001...attended University of Minnesota where he was named First-Team All-Big Ten, Big Ten Freshman of the Year, *Baseball America* First-Team Freshman All-American and was one of four collegiate baseball Freshmen of the Year in 2003...set school single-season record for strikeouts (117) in 2003...named Big Ten Pitcher of the Year and First-Team All-Big Ten in 2004...selected to Louisville Slugger team, Second-Team Collegiate Baseball News, Third-Team *Baseball America* and Third-Team ABCA All-American teams in 2004...named Midwest Scouts Association College Player of the Year in 2004...was first Big Ten pitcher in history to win all of his conference starts, going 8-0 in 2004...active supporter of the Leukemia & Lymphoma Society, participating in inaugural Lefties Lunkers fishing tournament and the Light The Night Walk...along with his wife Alisha hosts Fifteen's 5K run to benefit the Cystic Fibrosis Foundation...participates annually in Twins Winter Caravan.

## 2015:

- Made Twins Opening Day roster for sixth time in career and fifth straight season.
- Made 300th career relief appearance April 17 vs. Cleveland.
- Recorded 89th career save April 15 vs. Kansas City, passing Al Worthington and moving into sole possession of sixth on the Twins all-time list.
- Recorded 100th career save May 15 vs. Tampa Bay, tossing 1.0 scoreless inning.
- Did not walk a batter in first 19 games, a streak that lasted until May 20 at Pittsburgh, walking Jung Ho Kang; streak snapped at 19.0 innings.
- Recorded 104th career save May 23 at Chicago-AL, tying Jeff Reardon for fifth on Twins all-time list...recorded 105th career save May 26 vs. Boston, passing Reardon and moving into sole possession of fifth.
- Saved 18th consecutive game May 27 vs. Boston, setting a Twins record for a save streak to begin a season...previous record held by Eddie Guardado, who saved 17 from March 31-June 5, 2003.
- Finished May with 13 saves, setting a Twins record for saves in a single month.
- Recorded 108th career save June 3 at Boston, tying Ron Davis for fourth on Twins all-time list...recorded 106th career save June 7 vs. Milwaukee, passing Davis and moving into sole possession of fourth.
- Made 327th career relief appearance June 27 at Milwaukee, tying Al Worthington for eighth on the Twins all-time list for relief appearances...made 328th career appearance June 30 at Cincinnati, moving into eighth place.
- Made 329th career relief appearance July 2 at Kansas City, tying Mike Trombley for seventh on the Twins all-time list for relief appearances...made 330th July 4 at Kansas City, moving into seventh place.
- Recorded 28th straight save July 8 vs. Baltimore, setting club record for a save streak, passing Nathan's 27, from May 8-August 15, 2004...the save also tied Guardado for third on Twins all-time list...passed Guardado with 117th career save July 23 at Los Angeles-AL.
- Led the AL in saves (28) pre-All-Star break and posted a 1.21 ERA (37.1 IP, 5 ER) with opponents hitting .188 (26-for-138) with five walks and 36 strikeouts.
- Selected to third consecutive All-Star team, becoming the fourth Twins pitcher to ever be named to three consecutive All-Star teams (Camilo Pascual – 1961-62 2 times, Rick Aguilera – 1991-93 and Johan Santana – 2005-07...pitched the ninth inning for the AL, allowing one run on one hit while throwing just nine pitches.
- Appeared in 376th career game July 8 vs. Baltimore, tying Jesse Crain and Jim Perry for eighth on Twins all-time list; appeared in 377th career game July 11 vs. Detroit, passing both and moving into eighth.
- Blew first save July 18 at Oakland, allowing one run in the ninth inning of a 2-1 Twins lead, snapping save-streak at 28.
- Appeared in 378th career game July 23 at Los Angeles-AL, tying Brad Radke for seventh on Twins all-time list; appeared in 379th career game July 25 vs. New York-AL, passing Radke and moving into seventh.

- Saved 30th game of season August 7 at Cleveland, pitching 1.0 scoreless inning, giving him three straight 30-save seasons...became fourth closer in club history with three-or-more consecutive 30-save seasons, joining Jeff Reardon (1987-89), Rick Aguilera (1990-93) and Joe Nathan (2004-09).
- Appeared in 386th career game August 15 vs. Cleveland, tying Juan Rincon for sixth on Twins all-time list; appeared in 387th career game August 16 vs. Cleveland, passing Rincon and moving into sixth.
- Left New York to travel to Minnesota to receive cortisone shot in neck August 19, missing one game and met team in Baltimore the next day.
- Suffered back spasms in early September, missing 16 games.
- Pitched primarily out of the seventh and eighth inning in final half of September.
- Finished tied for eighth in the AL in saves (32).

**2014:** Converted first save April 3 at Chicago-AL with one scoreless inning, passing Mike Marshall and moving into sole possession of eighth on the Twins all-time list...set season-high with save streak of 10 straight, done twice: April 3-May 11 and June 21-August 5...selected to his second career All-Star Team — second consecutively — ranking fourth in the AL with 22 saves (25 opportunities) in 39 games pre-All-Star break, including a 2.97 ERA (39.1 IP, 13 ER)...selected by AL Manager Boston's John Farrell...made first career All-Star appearance, tossing a scoreless ninth inning to teammate Kurt Suzuki, earning the save and securing a 5-3 AL victory...recorded 76th career save July 10 at Seattle, tying Ron Perranoski for seventh on the Twins all-time list; saved 77th career game July 21 vs. Cleveland, moving into sole possession of seventh place...saved 30th game August 13 at Houston, becoming the sixth closer in Twins history to save 30 games in consecutive seasons, joining Ron Perranoski (1969-70), Jeff Reardon (1987-89), Rick Aguilera (1990-93), Eddie Guardado (2002-03) and Joe Nathan (2005-09)...allowed just one home run in a stretch of 44 games (44.1 IP) May 1 (Game 1)-August 24, the home run coming June 8 vs. Houston, a grand slam by Jon Singleton; posted a streak of 28 games (28.0 IP) without allowing a home run during that time June 10-August 24...recorded 88th career save September 14 at Chicago-AL, tying Al Worthington for sixth on the Twins all-time list...made final appearance September 16 vs. Detroit and was shutdown for the season with a left forearm muscle strain and nerve irritation in left elbow...saved 34 games (41 opportunities), the second most of his career and sixth most in the AL...appeared in 63 games, tied for 10th most among left-handed relievers in the AL...posted a strikeout-to-walk ratio of 6.00, the highest of career and ninth best in the AL among relievers and ninth best in baseball...posted a walks-per-9.0 IP ratio of 1.61, the best of career, 10th best in the AL among relievers.

**2013:** Earned the win in first appearance April 3 vs. Detroit, tossing 1.0 scoreless inning...converted each of his first seven save opportunities April 6-May 9...struck out at least one batter in 18 consecutive appearances April 16-June 4, totaling 31 in that span (17.2 IP)...did not allow a run in 11 June appearances (11.0 IP), allowing just four hits and one walk...converted 14 consecutive save opportunities May 29-July 22; did not allow a run in that span, 19 straight appearances (19.1 IP)...did not allow a home run in 23 consecutive appearances May 25-July 23; Twins went 22-1 in that span...walked just two batters in a 25-game span (25.1 IP) May 15-July 22...saved 21 games, posted a 1.82 ERA (34.2 IP, 7 ER) and held opponents to a .172 batting average in the first half and was selected to the American League All-Star team, the first of his career...he became the fourth Minnesota native to represent the Twins in the All-Star Game (Kent Hrbek, Jack Morris and Joe Mauer)...recorded 46th career save August 9 at Chicago-AL, passing Matt Capps (45) and moving into sole possession of 10th place on the Twins all-time list...recorded 30th save August 22 at Detroit, becoming the 13th pitcher in club history to reach the 30-save plateau in a single season...recorded 51st career save September 9 vs. Los Angeles-AL, tying Bill Campbell for ninth on Twins all-time list...recorded 52nd career save September 10 vs. Oakland, passing Campbell and moving into sole possession of ninth place...recorded 54th career save September 18 at Chicago-AL, tying Mike Marshall for eighth on the Twins all-time list...led Twins relievers in strikeouts (77) and ranked third in the AL among left-handed relievers...struck out at least one batter in 49 of 61 appearances and multiple batters in 25 appearances...ranked seventh in the AL in save percentage (90.0), ninth in saves (36) and opponent batting average for relievers (.196)...was given the Joseph W. Haynes Award for Twins Pitcher of the Year, voted on by the Twins Cities Chapter of the BBWAA...also given Carl R. Pohlad Community Service Award, voted on by the Twins Community Fund Board of Directors.

**2012:** Made Twins Opening Day roster for third time in career and second straight season...signed a three-year extension with club option for fourth year March 8...allowed just two runs in a 20-game span (19.1 IP) with an ERA of 0.93 May 13-June 30...earned first win of season, tossing 1.0 scoreless inning May 29 vs. Oakland...posted an ERA of 1.42 (12.2 IP, 2 ER) in 13 May appearances and a 1.54 ERA (11.2 IP, 2 ER) in 12 June appearances...recorded third and fourth career saves in back-to-back appearances June 20 at Pittsburgh and June 22 at Cincinnati in Matt Capps' absence (DL)...struck out at least one batter in nine straight games (13 total) June 5-25, his third longest streak of career...made 200th career appearance August 25 at Texas...set single-season career-high with 66th appearance September 23 at Detroit...converted 12 straight save opportunities July 20-September 28, which was third best in baseball at the time...18 of final 21 appearances were scoreless August 7-October 1, posting a 1.23 ERA (22.0 IP, 3 ER) in that span...walked just one batter in final 19 appearances (67 batters-faced) August 15-October 1...struck out multiple batters on 24 occasions and three batters on six occasions...was one of just two AL relievers and seven relievers in baseball with at least 10 holds (11) and 15 saves (16), the others being Santiago Casilla (12 H, 25 S), Steve Chisek (13 H, 15 S), Heath Bell (13 H, 9 S), Jonathan Broxton (10 H, 27 S), Grant Balfour (15 H, 24 S) and Tyler Clippard (13 H, 32 S)...ranked second in baseball in saves for a left-hander (16) behind Aroldis Chapman (38)...tied for fourth in AL in games among lefties (70)...named to 2013 USA roster for World Baseball Classic.

**2011:** Made Twins Opening Day roster for second time in career, and first time since 2009...did not allow a run in first 10 appearances (9.1 IP) April 1-24...allowed just one run in first 17 appearances (18.2 IP) April 1-May 13 for a 0.48 ERA in that span...struck out 13 of 31 batters faced (42%) in a seven-game span (8.0 IP) May 7-18...placed on 15-day disabled list with a right oblique strain May 22...went on rehab assignment to Triple-A Rochester June 11-16; reinstated June 17...did not allow a home run in first 47 appearances (45.1 IP) April 1-August 8, until allowing one to David Ortiz August 10 vs. Boston...walked just one batter (Paul Konerko, July 9; intentionally) in a 19-game stretch (16.2 IP) June 28-August 5...allowed just one run in a 20-game span, posting a 0.51 ERA (17.2 IP, 1 ER) June 26-August 5...allowed just two hits in an 18-game span, holding opponents to a .041 average (2-for-49) June 29-August 5...recorded first career save with 0.2 scoreless inning July 3 vs. Milwaukee...recorded second career save in next appearance July 5 vs. Tampa Bay, pitching 0.1 scoreless inning (3 pitches)...posted a three-game winning streak July 16-26...48 of 65 appearances were scoreless and allowed multiple runs on just two occasions (back-to-back appearances, August 6 vs. Chicago-AL and August 8 vs. Boston)...struck out two-plus batters in 20 of 65 appearances...posted 9.49 strikeouts-per-9.0 innings ratio...struck out at least one batter in 42 of 65 appearances...his 65 strikeouts were second most in the AL for a lefty reliever behind Chicago's Chris Sale (79), and were eighth most in baseball...his 65 appearances were sixth most for a lefty reliever in the American League...his strikeouts-per-9.0 innings ratio was 12th best in the American League for pitchers with a minimum of 50.0 innings pitched...ranked third on the Twins staff in appearances...led Twins staff in strikeouts-per-9.0 innings...was the recipient of the Joseph W. Haynes Award as the Twins Pitcher of the Year and the Charles O. Johnson Award as the Most Improved Twin, both awards voted on by the Twins Cities Chapter of the BBWAA.

**2010:** Started season with Triple-A Rochester...had season-high nine strikeouts (5.2 innings) May 27 at Durham...recalled by Twins August 11 and made a start that same night at Chicago-AL, allowing six runs (4 ER) on five hits in 4.2 innings pitched...made three appearances out of the bullpen for the Twins before being optioned to Rochester August 27...recalled to Twins September 6...finished season at Rochester with a record of 4-9, 5.81 ERA (124.0 IP; 80 ER) with 98 strikeouts and 36 walks in 26 games (24 starts)...pitched 6.0-plus innings in six of last 11 starts for Red Wings...recalled by Minnesota...did not allow a run in five consecutive appearances (6.1 IP) September 7-21...earned only major league win of season, tossing 1.0 scoreless inning of relief September 21 vs. Cleveland; the win was eventual AL Central clinching victory for the Twins.

**2009:** Made Twins Opening Day roster for first time in career as Twins number four starter...tossed 8.0 innings in each of first three starts April 9-19, including first win April 19 vs. Los Angeles-AL...allowed no more than two runs in any of those first three starts, becoming first pitcher to begin a season with three straight games of at least 8.0 innings and two-or-fewer runs allowed since Pat Hentgen did it for Baltimore in 2001...no other pitcher has started a season with a three-game streak of that kind for Twins since the club relocated to Minnesota in 1961...placed on 15-day disabled list with inflammation in left elbow May 18...made two rehab starts at Single-A Ft. Myers and returned to Twins June 16...placed on 15-day disabled list August 11 with left shoulder tendinitis...finished season with Triple-A Rochester.

**2008:** Began season at Triple-A Rochester...recalled and made first major league start May 10 vs. Boston...recorded first career win May 20 vs. Texas...earned second career win May 25 at Detroit...had season-high seven strikeouts June 30 vs. Detroit...tossed season-high 8.0 innings, allowing three runs on 10 hits, for third career win June 19 vs. Washington...won five straight decisions June 19-July 18...tied for first in American League in July for wins (4)...recorded five straight wins in a six start span July 29-August 27, including two 8.0 shutout inning performances vs. New York-AL August 11 and at Los Angeles-AL August 22...logged 10th win on August 17 vs. Seattle, becoming 11th Twins pitcher in history to win at least 10 games in rookie season...recorded third most wins (12) for a Twins pitcher in his rookie season, tying Francisco Liriano (2006), Jesse Crain (2005), Mark Redman (2000) and Kevin Tapani (1990)...tied Jim "Mudcat" Grant (1965) and Camilo Pascual (1965) for fifth highest single-season winning percentage (.750) all-time for a Twins starter (minimum of 20 starts), and fourth highest by a left-handed pitcher (Frank Viola, .774, 1988; Johan Santana, .769, 2004; Santana, .760, 2006)...was also the best winning percentage for a rookie pitcher...12 wins tied him for sixth in the American League for victories by a left-handed pitcher.

**2007:** Began season at Triple-A Rochester...recalled April 12...placed on 15-day disabled list with a muscle strain in left shoulder May 22...pitched in one game for GCL Twins on rehab assignment July 11...had rehab assignment transferred to Ft. Myers July 14-18...assigned to New Britain on injury rehab August 17-30...reinstated from disabled list September 11...did not allow a run in seven appearances (5.0 IP) September 12-28...ranked 14th best prospect in the Twins organization by *Baseball America* entering the 2008 season.

**2006:** Began season at Double-A New Britain and recorded first win May 19 allowing just one run in 7.0 innings...tossed a complete game shutout June 4...averaged 10.05 strikeouts-per-9.0 innings at New Britain...promoted to Rochester September 3...contract selected by Minnesota September 19...made major league debut September 21 at Boston, becoming 27th native Minnesotan to play for the Twins; pitched 1.1 scoreless innings and struck out first batter he faced in major leagues...ranked second best prospect in Twins organization by *Baseball America* entering the 2007 season.

**2005:** Began season at Single-A Ft. Myers...disabled with sprained left wrist April 15-22...had season-high 14 strikeouts June 11 at Lakeland...named Twins minor league Pitcher of the Week June 11-17...tossed season-high 9.0 innings and six-hit shutout June 16 vs. Clearwater...promoted to New Britain June 23...pitched for Grand Canyon in the Arizona Fall League...ranked fourth best prospect in Twins organization by *Baseball America* entering 2006 season.

**2004:** Began season at Rookie Elizabethton...was 1-0, 2.25 ERA (12.0 IP, 3 ER) in three starts July 6-17...promoted to Quad Cities July 21...was 2-0, 1.30 ERA (34.2 IP, 5 ER) in six starts August 8-September 4...pitched season-high 7.0 innings August 19 at Ft. Wayne.

**PROFESSIONAL:** Selected by the Twins in the first round (22nd overall) of the 2004 First-Year Player Draft; signed by scout Mark Wilson.

PERKINS' CAREER FIELDING RECORD								
POSITION	PCT	G	PO	A	E	TC	DP	PB
Pitcher	.963	399	17	86	4	107	3	—

PERKINS' CAREER BATTING RECORD																
BATTING	AVG	AB	R	H	2B	3B	HR	RBI	SH	SF	HB	BB	SO	SB	CS	OBP
Career	.000	4	0	0	0	0	0	0	3	0	0	0	4	0	0	.000

PERKINS' PITCHING RECORD																			
YEAR	CLUB	W-L	ERA	G	GS	CG	SH	SV	IP	H	R	ER	HR	HB	BB	SO	WP	BK	BAA
2004	Elizabethhton	1-0	2.25	3	3	0	0	0	12.0	8	3	3	0	0	4	22	0	0	.186
	Quad Cities	2-1	1.30	9	9	0	0	0	48.1	33	9	7	2	3	12	49	0	0	.205
2005	Ft. Myers	3-2	2.13	10	9	2	1	0	55.0	41	14	13	2	1	13	66	2	0	.205
	New Britain	4-4	4.90	14	14	0	0	0	79.0	80	45	43	4	8	35	67	3	1	.263
2006	New Britain	4-11	3.91	23	23	2	1	0	117.1	109	60	51	11	6	45	131	3	1	.243
	Rochester	0-1	2.08	1	1	0	0	0	4.1	6	1	1	0	0	5	3	0	0	.333
	MINNESOTA	0-0	1.59	4	0	0	0	0	5.2	3	1	1	0	0	0	6	0	0	.150
2007	Rochester	0-0	1.50	1	1	0	0	0	6.0	2	1	1	1	0	1	2	0	0	.105
	MINNESOTA	0-0	3.14	19	0	0	0	0	28.2	23	10	10	2	2	12	20	2	0	.232
	New Britain	0-2	11.05	3	3	0	0	0	7.1	11	9	9	4	0	7	7	2	0	.344
	Ft. Myers	0-0	27.00	1	1	0	0	0	1.0	3	3	3	1	0	0	0	1	0	.500
	GCL Twins	0-0	1.80	3	3	0	0	0	5.0	3	1	1	0	1	2	6	1	0	.167
2008	Rochester	2-1	2.97	7	6	1	1	0	33.1	28	15	11	2	1	19	27	1	1	.220
	MINNESOTA	12-4	4.41	26	26	0	0	0	151.0	183	81	74	25	3	39	74	2	1	.301
2009	MINNESOTA	6-7	5.89	18	17	0	0	0	96.1	120	64	63	13	1	23	45	2	1	.304
	Ft. Myers	1-0	2.45	2	2	1	1	0	11.0	8	5	3	2	0	1	9	0	0	.195
	GCL Twins	0-0	0.00	1	1	0	0	0	1.0	0	0	0	0	0	0	0	0	0	.000
2010	Rochester	4-9	5.81	26	24	0	0	0	124.0	160	91	80	14	5	36	98	1	1	.309
	MINNESOTA	1-1	5.82	13	1	0	0	0	21.2	29	16	14	3	4	5	14	0	0	.337
2011	Rochester	0-0	0.00	2	1	0	0	0	3.0	4	0	0	0	0	0	2	0	0	.333
	MINNESOTA	4-4	2.48	65	0	0	0	2	61.2	55	19	17	2	1	21	65	3	0	.244
2012	MINNESOTA	3-1	2.56	70	0	0	0	16	70.1	57	25	20	8	3	16	78	3	0	.222
2013	MINNESOTA	2-0	2.30	61	0	0	0	36	62.2	43	16	16	5	3	15	77	0	0	.196
2014	MINNESOTA	4-3	3.65	63	0	0	0	34	61.2	62	29	25	7	2	11	66	3	0	.258
2015	MINNESOTA	3-5	3.32	60	0	0	0	32	57.0	58	21	21	9	0	10	54	4	0	.256
Minor League Totals		21-31	4.01	106	101	6	4	0	507.2	496	257	226	43	25	180	489	14	4	.254
Major League Totals		35-25	3.81	399	44	0	0	120	616.2	633	282	261	74	19	152	499	19	2	.266

PERKINS' DIVISION SERIES RECORD																			
YEAR	OPPONENT	W-L	ERA	G	GS	CG	SH	SV	IP	H	R	ER	HR	HB	BB	SO	WP	BK	BAA
2006	Oakland	0-0	0.00	1	0	0	0	0	0.1	2	0	0	0	0	0	0	0	0	.667

PERKINS' WORLD BASEBALL CLASSIC RECORD																			
YEAR	CLUB	W-L	ERA	G	GS	CG	SH	SV	IP	H	R	ER	HR	HB	BB	SO	WP	BK	BAA
2013	USA	0-0	9.00	2	0	0	0	0	2.0	3	2	2	0	0	2	2	0	0	.429

PERKINS' ALL-STAR GAME RECORD																			
YEAR	HOST	W-L	ERA	G	GS	CG	SH	SV	IP	H	R	ER	HR	HB	BB	SO	WP	BK	BAA
2013	New York-NL	DID NOT PITCH																	
2014	Minnesota	0-0	0.00	1	0	0	0	1	1.0	0	0	0	0	0	0	1	0	0	.000
2015	Cincinnati	0-0	9.00	1	0	0	0	0	1.0	1	1	1	0	0	0	0	0	0	.333
TOTALS		0-0	4.50	2	0	0	0	1	2.0	1	1	1	0	0	0	1	0	0	.143

# PERKINS' 2015 GAME LOGS

DATE	OPP.	W	L	SV	SVO	HLD	ERA	GS	CG	IP	H	R	ER	HR	BB	IBB	HB	SO	AVG	#PIT
4/9	@Det	0	0	0	0	0	0.00	0	0	1.0	0	0	0	0	0	0	0	2	.000	11
4/13	KC	0	0	0	0	0	4.50	0	0	1.0	2	1	1	0	0	0	0	0	.250	15
4/15	KC	0	0	1	1	0	3.00	0	0	1.0	0	0	0	0	0	0	0	1	.182	10
4/16	KC	0	0	1	1	0	2.45	0	0	0.2	0	0	0	0	0	0	0	0	.154	5
4/17	Cle	0	0	0	0	0	1.93	0	0	1.0	1	0	0	0	0	0	0	2	.176	15
4/21	@KC	0	0	0	0	0	1.80	0	0	0.1	1	0	0	0	0	0	0	0	.211	8
4/22	@KC	0	0	1	1	0	1.50	0	0	1.0	0	0	0	0	0	0	0	1	.182	7
4/25	@Sea	0	0	1	1	0	1.29	0	0	1.0	1	0	0	0	0	0	0	1	.192	16
4/26	@Sea	0	0	1	1	0	1.13	0	0	1.0	0	0	0	0	0	0	0	1	.172	9
4/28	Det	0	0	1	1	0	1.00	0	0	1.0	0	0	0	0	0	0	0	0	.156	10
April		0	0	6	6	0	1.00	0	0	9.0	5	1	1	0	0	0	0	8	.156	106
5/1	CWS	0	0	1	1	0	0.90	0	0	1.0	2	0	0	0	0	0	0	1	.189	17
5/2	CWS	0	0	1	1	0	0.82	0	0	1.0	0	0	0	0	0	0	0	0	.175	10
5/4	Oak	0	0	1	1	0	1.50	0	0	1.0	2	1	1	0	0	0	0	2	.200	13
5/7	Oak	0	0	1	1	0	1.35	0	0	1.1	0	0	0	0	0	0	0	1	.184	11
5/9	@Cle	0	0	1	1	0	1.26	0	0	1.0	2	0	0	0	0	0	0	1	.204	13
5/13	@Det	0	0	0	0	0	1.17	0	0	1.0	0	0	0	0	0	0	0	1	.193	10
5/15	TB	0	0	1	1	0	1.10	0	0	1.0	2	0	0	0	0	0	0	0	.210	11
5/16	TB	0	0	1	1	0	1.56	0	0	1.0	2	1	1	1	0	0	0	2	.224	13
5/19	@Pit	0	0	1	1	0	1.47	0	0	1.0	1	0	0	0	0	0	0	2	.225	14
5/20	@Pit	0	0	1	1	0	1.40	0	0	1.0	1	0	0	0	1	0	0	1	.227	17
5/23	@CWS	0	0	1	1	0	1.33	0	0	1.0	1	0	0	0	1	0	0	2	.228	21
5/26	Bos	0	0	1	1	0	1.25	0	0	1.1	1	0	0	0	0	0	0	0	.226	21
5/27	Bos	0	0	1	1	0	1.19	0	0	1.0	0	0	0	0	0	0	0	0	.218	20
5/29	Tor	0	1	0	0	0	1.96	0	0	0.1	3	2	2	1	1	0	0	0	.242	18
5/31	Tor	0	0	1	1	0	1.88	0	0	1.0	1	0	0	0	0	0	0	0	.242	12
May		0	1	13	13	0	2.40	0	0	15.0	18	4	4	2	3	0	0	13	.286	221
6/3	@Bos	0	0	1	1	0	1.80	0	0	1.0	0	0	0	0	0	0	0	2	.235	13
6/4	@Bos	0	0	0	0	0	1.73	0	0	1.0	0	0	0	0	0	0	0	0	.228	11
6/7	Mil	0	0	1	1	0	1.67	0	0	1.0	0	0	0	0	1	0	0	1	.221	13
6/14	@Tex	0	0	1	1	0	1.61	0	0	1.0	0	0	0	0	0	0	0	0	.215	8
6/17	STL	0	0	1	1	0	1.53	0	0	1.1	2	0	0	0	0	0	0	2	.221	29
6/20	ChC	0	0	0	0	0	1.48	0	0	1.0	1	0	0	0	0	0	0	2	.222	14
6/27	@Mil	0	0	1	1	0	1.44	0	0	1.0	0	0	0	0	0	0	0	0	.217	9
6/30	@Cin	0	0	1	1	0	1.39	0	0	1.0	0	0	0	0	1	0	0	1	.211	19
June		0	0	6	6	0	0.00	0	0	8.1	3	0	0	0	2	0	0	8	.107	116
7/2	@KC	0	0	1	1	0	1.35	0	0	1.0	0	0	0	0	0	0	0	1	.206	11
7/4	@KC	0	0	1	1	0	1.31	0	0	1.0	0	0	0	0	0	0	0	2	.202	14
7/6	Bal	0	0	0	0	0	1.27	0	0	1.0	0	0	0	0	0	0	0	2	.197	12
7/8	Bal	0	0	1	1	0	1.24	0	0	1.0	0	0	0	0	0	0	0	1	.193	6
7/11	Det	0	0	0	0	0	1.21	0	0	1.0	0	0	0	0	0	0	0	1	.188	8
7/18	@Oak	0	0	0	1	0	1.41	0	0	1.0	2	1	1	0	0	0	0	1	.196	18
7/23	@LAA	0	0	1	1	0	1.37	0	0	1.0	0	0	0	0	0	0	0	0	.192	14
7/25	NYN	0	1	0	1	0	2.25	0	0	0.2	5	4	4	2	0	0	0	0	.216	20
7/28	Pit	0	1	0	0	0	2.41	0	0	1.0	2	1	1	1	0	0	0	0	.222	20
7/30	Sea	0	0	0	0	0	2.36	0	0	1.0	0	0	0	0	1	0	0	0	.219	9
July		0	2	4	6	0	5.59	0	0	9.2	9	6	6	3	1	0	0	8	.243	132
8/2	Sea	0	0	0	0	0	2.51	0	0	1.0	2	1	1	1	0	0	0	1	.224	16
8/7	@Cle	0	0	1	1	0	2.45	0	0	1.0	1	0	0	0	1	0	0	3	.225	23
8/11	Tex	1	0	0	0	0	2.40	0	0	1.0	1	0	0	0	0	0	0	1	.225	13
8/15	Cle	0	0	0	0	0	2.54	0	0	1.0	2	1	1	0	0	0	0	1	.230	16
8/16	Cle	0	0	1	1	0	2.49	0	0	1.0	1	0	0	0	0	0	0	0	.231	16
8/17	@NYN	0	1	0	0	0	2.66	0	0	0.1	2	1	1	0	1	1	0	0	.238	14
8/23	@Bal	1	0	0	0	0	2.61	0	0	1.0	2	0	0	0	0	0	0	1	.242	18
8/28	Hou	0	0	0	0	1	2.55	0	0	1.0	0	0	0	0	0	0	0	2	.238	12
August		2	1	2	2	1	3.68	0	0	7.1	11	3	3	1	2	1	0	9	.333	128
9/1	CWS	0	0	1	1	0	2.68	0	0	1.0	3	1	1	0	0	0	0	0	.246	19
9/19	LAA	0	0	0	0	0	2.66	0	0	0.1	0	0	0	0	0	0	0	1	.245	4
9/20	LAA	0	0	0	0	0	2.79	0	0	1.0	1	1	1	1	0	0	0	1	.245	14
9/22	Cle	0	0	0	0	1	2.73	0	0	1.0	0	0	0	0	0	0	0	0	.243	6
9/23	Cle	0	0	0	0	0	3.02	0	0	1.0	2	2	2	1	0	0	0	1	.246	18
9/25	@Det	0	1	0	1	0	3.29	0	0	1.0	3	2	2	1	1	0	0	3	.253	28
9/28	@Cle	0	0	0	0	1	3.23	0	0	1.0	1	0	0	0	0	0	0	2	.253	11
10/1	@Cle	1	0	0	0	0	3.18	0	0	1.0	0	0	0	0	0	0	0	0	.250	16
10/2	KC	0	0	0	0	0	3.22	0	0	0.1	2	1	1	0	1	1	0	0	.256	15
Sept./Oct.		1	1	1	2	2	8.32	0	0	7.2	12	7	7	3	2	1	0	8	.353	131
Totals		3	5	32	35	3	3.32	0	0	57.0	58	21	21	9	10	2	0	54	.256	834





# TREVOR PLOUFFE

**HEIGHT/WEIGHT:** 6-2/216

**BATS/THROWS:** R/R

**BORN:** 6/15/86 in West Hills, CA

**AGE:** 29

**RESIDES:** Porter Ranch, CA

**ACQUIRED:** 1st round (20th overall), 2004 First-Year Player Draft

**M.L. SERVICE:** 4 years, 162 days

**CONTRACT STATUS:** Signed thru 2015

3B

24

2015		GAME HIGHS	CAREER	
Hits: 3, 8x, last 9/23 vs. CLE	HR: 2, 9/11 at CWS		Hits: 4, 3x, last 9/23/14 vs. ARI	HR: 2, 3x, last 9/11/15 at CWS
RBI: 5, 5/3 vs. CWS	Grand Slam: 2, last 7/17 at OAK		RBI: 5, 5/3/15 vs. CWS	Grand Slam: 2, last 7/17/15 at OAK
Hit-Strike: 10, 9/9-19-2	SB: 1, 2x, last 7/11 vs. DET		Hit-Strike: 17, 6/30-7/19/12	SB: 1, 10x, last 7/11/15 vs. DET

**PERSONAL:** Trevor Patrick Plouffe (pronounced ploof)...wife, Olivia (Pokorny)...son, Theodore "Teddy" Winston James (7/29/15)...2004 graduate of Crespi Carmelite (CA) High School...named 2004 Collegiate Baseball News High School All-American and *USA Today* All-American...one of 17 players from that high school to be drafted by a major league team and the highest picked of all those players...enjoys playing hacky sack...participates annually in Twins Winter Caravan.

## 2015:

- Made Twins Opening Day roster for fourth straight season; was Opening Day third baseman for third straight season April 6 at Detroit.
- Hit first home run of season April 13 vs. Kansas City, the 36th of his career at Target Field, becoming the park's all-time leader in home runs.
- Hit first career walk-off home run April 17 vs. Cleveland, off Bryan Shaw, giving the Twins a 3-2 win in 11 innings.
- Hit first career grand slam May 3 vs. Chicago, off John Danks...also set single-game career-high with five RBI.
- Missed one game May 9 at Cleveland, attending funeral of a family member.
- Reached base in 24 straight games April 17-May 15, posting a .381 on-base percentage in that span...at the time, it was the second longest active streak in baseball.
- Hit .312 (29-for-93) with seven doubles, one triple, five home runs, 21 RBI, 11 walks and 13 runs scored in 25 May games; 21 RBI tied for eighth most in the AL.
- Set single-season career-high with third triple July 4 at Kansas City.
- Hit second career grand slam July 17 at Oakland, one of 17 players in baseball to hit two-plus grand slams during the season.
- Homered in back-to-back games four different times: May 2-3, July 12-17, July 23-24 and August 16-17.
- Placed on Paternity List July 29 to attend birth of first child, Theodore Winston James, born that night.
- Recorded third career two-homer game September 11 at Chicago-AL...second home run was his 20th, marking second time in career with 20-plus homers (24 in 2012)...became third Twins third baseman to ever hit 20-plus home runs in multiple seasons, joining Corey Koskie (twice) and Gary Gaetti (6 times).
- Hit safely in season-high 10 straight September 9-19, hitting .378 (14-for-37) with three home runs and eight RBI during the streak.
- Set single-season career-highs in hits (140), RBI (86), runs scored (74), games (152), at-bats (573) and triples (4).
- Led Twins in RBI and ranked second in doubles (35), and third in games and hits.
- Led all AL third basemen in fielding percentage (.977) and ranked second in baseball (minimum 1100.0 innings played).
- Tied for second among AL third basemen in RBI, tied for third in doubles and fourth in extra-base hits (61).

**2014:** Made Twins Opening Day roster for third straight season and was in Opening Day lineup for second straight season, playing third base and batting sixth March 31 at Chicago-AL, going 1-for-4 with a double...hit safely in first eight games March 31-April 9 and again April 19-30, which proved to be season-high...hit .307 (27-for-88) with 10 doubles, 19 RBI, 15 walks and 18 runs scored in 23 April games; 10 doubles were tied for second most in the AL and 19 RBI tied for ninth...tied single-season career-high with 22nd double June 6 vs. Houston; set new career-high with 23rd July 1 vs. Kansas City...placed on 15-day disabled list June 15 with inflammation between ninth rib and costal cartilage on left side, suffered while diving for a ball the previous game...tied career-high with four hits August 2 at Chicago-AL, two doubles and two singles...hit 37th double August 24 vs. Detroit, tying Corey Koskie (2001 and 02) for first on Twins all-time single-season doubles list for primary third basemen...hit 38th double August 27 at Kansas City, passing Koskie and moving to sole possession of first on that list...named Co-American League Player of the Week with teammate Danny Santana for the period ending August 24, both players first career honor...batted .367 (11-for-30) with five doubles, two home runs, 10 RBI and six runs scored; his five doubles were tied for most in baseball during the week...he and Santana were the second

and third Twins to win award this season, joining Chris Colabello (April 7)...hit the 10,000th home run in Twins (since 1961) and Washington Senators (1901-60) franchise history August 29 at Baltimore; coincidentally, hit the 9,999th seven days earlier August 22 vs. Detroit, also hit the 10,001st August 31 at Baltimore...hit .317 (33-for-104) with 10 doubles, five home runs and 24 RBI in 26 August games; 24 RBI were tied for third most in the AL, while 10 doubles were tied for fourth most...hit 40th double September 5 vs. Los Angeles-AL, becoming the 17th Twin to hit 40 doubles in a season (20th time), and first since 2010 when Delmon Young (46) and Joe Mauer (43) did it...tied season and career-high with four hits September 23 vs. Arizona, all singles...suffered fractured left forearm September 24 vs. Arizona when A.J. Pollack slid into his wrist at third base; missed remainder of season...had surgery to repair arm September 29...set career-highs in hits (134), doubles (40), triples (2), RBI (80), runs scored (69), walks (53), games (136), at-bats (520) and total bases (220)...finished tied for fourth in the AL in doubles and tied for seventh in baseball...among AL third basemen, ranked first in doubles, fourth in RBI and walks, and fifth in runs scored and total bases...named Twins nominee for the 2014 Hank Aaron Award...award eventually given to co-winners Philadelphia's Jimmy Rollins and Chicago White Sox's Paul Konerko.

**2013:** Started first ever Opening Day, playing third base and batting sixth April 1 vs. Detroit...tied career-high with three hits May 8 at Boston; also drove in three runs on the night...hit safely in eight straight May 12-21 prior to landing on 7-day disabled list with a concussion, he suffered while sliding into the leg of Dan Uggla at second base May 21 at Atlanta...was reinstated from 7-day DL May 30, strained his left calf that same day and placed on 15-day DL...played four games for Triple-A Rochester on rehab assignment and was reinstated June 14...hit safely in 21 of 22 games May 12-June 30, including a season-high 12-game hitting streak June 18-30...recorded first career four-hit game (6 at-bats), including a home run, September 3 at Houston...hit 20th double September 6 vs. Toronto, setting a single-season career-high...hit .330 (34-for-103) in 27 September games; his 34 hits were tied for third most in the AL...ranked fourth on the Twins in hits (121) and RBI (52) and tied for third in home runs (14).

**2012:** Made Twins Opening Day roster for first time in career...drew 13 walks in 18-game span April 17-May 14...tied career-high with four RBI June 9 vs. Chicago-NL...also set single-season career-high with ninth home run...homered in four straight games June 12-15, the longest streak for a Twins player since Jim Thome September 4-11, 2010...set Twins all-time single-season Interleague home run record, hitting his eighth, passing Torii Hunter (7 in 2005) June 15 vs. Milwaukee (finished with 9)...had first two career two-homer games — June 15 vs. Milwaukee and July 1 vs. Kansas City...set career-high with three walks June 16 vs. Milwaukee...hit one home run in first 22 games April 6-May 14, but hit 18 homers in next 39 games May 16-July 3...batted .327 (32-for-98) with 11 home runs, 21 RBI, 22 runs scored and a .735 slugging percentage in 26 June games; his slugging percentage ranked second in American League and his home runs were tied for second over that same span...hit safely in career-high 17 games June 30 (Game 1)-July 19, batting .328 (22-for-67) in that span...placed on 15-day disabled list with bruised right thumb July 27...returned from rehab at Triple-A Rochester and reinstated August 13...hit 20th home run August 29 vs. Seattle, becoming first Twin to have 20-plus homers in rookie or year-after-rookie season since Marty Cordova won the AL Rookie of the Year Award with 24 home runs in 1995, according to Elias...finished second on the team in home runs with 24, 18 being solo shots; hit 12 homers off lefties and righties each.

**2011:** Participated in Twins major league spring training and was optioned March 19; started season with Triple-A Rochester...played in 21 games for Red Wings, batting .282 (22-for-78) with four doubles, six home runs and 13 RBI...recalled by Twins May 4...hit home run in first major league at-bat of the season, a solo shot off Tim Wakefield May 6 at Boston...homered in consecutive games May 19 at Oakland and May 20 at Arizona...optioned to Triple-A Rochester as Twins called up outfielder Brian Dinkelman June 2...batted .333 (38-for-114) with seven doubles, nine home runs and 20 RBI in 30 games with Red Wings...recalled by Twins July 14...started first career game in the outfield (rightfield) July 15 vs. Kansas City...posted two career-high seven-game hitting streaks — August 10-20 and again August 28-September 4...recorded career-high four RBI September 3 at Los Angeles-AL...had game-winning walk-off single in Twins final game of season (1-0) in bottom of ninth inning September 28 vs. Kansas City...played five different positions defensively — 45 games at shortstop, 17 games at second base (15 starts), 11 games in rightfield (9 starts), three games in leftfield (2 starts) and one game at first base...his eight doubles in September set Twins rookie record for most doubles in the month...combined to bat .268 (128-for-478) with 29 doubles, four triples, 23 home runs, 64 RBI and 80 runs scored in 132 games between Triple-A Rochester and Minnesota...his 23 home runs led the Twins organization and his 234 total bases ranked fourth.

**2010:** Participated in Twins major league spring training and was optioned March 19; started season with Triple-A Rochester and played in 39 games for Red Wings before being recalled May 21...made major league debut, starting at shortstop, May 21 vs. Milwaukee...went 2-for-5 in that game with a double, a run scored and two RBI; singled off Dave Bush for first major league hit...played in three games for Twins (all in the Milwaukee series May 21-23) before being optioned to Rochester May 25; recalled, June 11...played in four games before being optioned again June 19; recalled July 30...hit first career home run August 7 at Cleveland, a solo shot off Fausto Carmona...optioned to Rochester August 10; recalled September 1...appeared in 12 games for Twins in September, almost exclusively as a pinch-runner...hit second career major league home run October 1 vs. Toronto...finished season with 17 home runs between Rochester and Minnesota...named to MiLB.com's Twins organizational All-Star team...ranked 24th best prospect in Twins organization by *Baseball America* entering 2011 season.

**2009:** Participated in his first Twins major league spring training and was optioned March 17; spent entire season at Triple-A Rochester...was youngest member of Red Wings Opening Day roster (22)...hit first inning grand slam May 24 at Norwich...had two-run walk-off home run June 2 vs. Gwinnett...went 4-for-4 with a double and a home run August 29 vs. Buffalo...hit .314 (27-for-86) with 12 RBI and 18 runs scored in 27 games in August...batted .538 (7-for-13) with bases loaded...his 10 home runs were most he had in a season since 2005 when he hit 13 for Beloit...played 118 games for Red Wings, including 112 at shortstop...led all International League shortstops in total chances (542), putouts (86), errors (26) and double plays (84)...ranked 24th best prospect in the Twins organization by *Baseball America* entering 2010 season.

**2008:** Began season at Double-A New Britain...recorded first four-hit game of season, driving in four and scoring three runs April 12 at Portland...had four straight multi-hit games April 20-23...promoted to Rochester June 13...finished with 20 multi-hit games for Red Wings...played 32 games at third base, 20 games at second base and 12 games at shortstop for Rochester...hit .307 (39-for-127) off lefties between Double-A and Triple-A...ranked 13th best prospect in Twins organization by *Baseball America* entering the 2009 season.

**2007:** Spent entire season at Double-A New Britain...had four-hit game April 26 vs. Portland...named Twins minor league Player of the Week April 27-May 3, hitting .476 (10-for-21) with two doubles, two home runs and five RBI...had second four-hit game of season May 28 at Harrisburg...named Eastern League Player of the Week May 28-June 3 while hitting .441 (15-for-34) with five doubles, one home run, eight runs and six RBI...

hit safely in 12 straight games June 18-28...hit .325 (38-for-117) with four home runs, 15 RBI, five doubles, two triples and 17 runs scored in 28 June games...was second on club in hits (136) and third in league in doubles (37)...participated in the Arizona Fall League, hitting .280 (14-for-50) in 15 games for the Phoenix Desert Dogs...tied for 11th in all of minors with 15 sacrifice hits...ranked 10th best prospect in the Twins organization by *Baseball America* entering the 2008 season.

**2006:** Spent entire season at Single-A Ft. Myers...had nine-game hit-streak June 11-26, including first home run June 20 vs. Lakeland...led club in doubles (26), and was third in hits (112) and runs scored (60).

**2005:** Spent entire season at Single-A Beloit...hit first home run April 10 vs. Quad Cities...hit safely in nine straight games June 9-17, batting .382 (13-for-34) with two home runs, six RBI, and five runs scored...had first four-hit game July 4 at Wisconsin...had four straight multi-hit games July 14-17, including two three-hit games...hit four home runs in six-game span July 30-August 4...finished season with 15 multi-RBI games...ranked second on club in home runs (13), third in runs scored (58) and games (127), and fourth in hits (104)...ranked 12th best prospect in the Midwest League by *Baseball America*...ranked ninth best prospect in the Twins organization by *Baseball America* entering the 2006 season.

**2004:** Played 60 games at Rookie Elizabethton and hit safely in 48 of those contests...had three-hit game June 26 vs. Princeton with one home run and two RBI...had nine-game hit-streak July 31-August 9, including four-hit game August 4 vs. Danville...hit safely in 13 of last 14 games played, including four-hit game on last day of season August 29 at Princeton...was second on club in hits (67)...ranked sixth best prospect in Appalachian League by *Baseball America*.

**PROFESSIONAL:** Selected by the Twins in the first round (20th overall) of the 2004 First-Year Player Draft; signed by Twins scout Bill Mele.

PLOUFFE'S PLAYING RECORD																							
YEAR	CLUB	AVG	G	AB	R	H	2B	3B	HR	RBI	SH	SF	HB	BB	SO	SB	CS	E	OBP				
2004	Elizabethton	.283	60	237	29	67	7	2	4	28	2	3	3	19	34	2	1	16	.340				
2005	Beloit	.223	127	466	58	104	18	0	13	60	5	7	4	50	78	8	4	35	.300				
2006	Ft. Myers	.246	125	455	60	112	26	4	4	45	2	5	4	58	93	8	5	29	.333				
2007	New Britain	.274	126	497	75	136	37	2	9	50	15	3	2	38	89	12	7	32	.326				
2008	New Britain	.269	58	227	32	61	17	3	3	21	3	0	3	16	43	4	2	7	.325				
	Rochester	.256	66	250	34	64	17	3	6	39	5	3	0	14	47	1	1	11	.292				
2009	Rochester	.260	118	430	53	112	23	5	10	60	4	7	2	34	68	3	6	26	.313				
2010	Rochester	.244	102	402	53	98	22	4	15	49	8	2	6	27	90	5	5	12	.300				
	MINNESOTA	.146	22	41	7	6	1	0	2	6	2	1	0	0	14	0	0	1	.143				
2011	Rochester	.313	51	192	33	60	11	3	15	33	1	3	3	21	39	3	1	5	.384				
	MINNESOTA	.238	81	286	47	68	18	1	8	31	2	3	4	25	71	3	3	12	.305				
2012	Rochester	.000	2	8	0	0	0	0	0	0	0	0	0	1	2	0	0	0	.111				
	MINNESOTA	.235	119	422	56	99	19	1	24	55	0	2	4	37	92	1	3	19	.301				
2013	Rochester	.333	4	15	3	5	0	0	1	3	0	0	0	2	3	0	0	1	.412				
	MINNESOTA	.254	129	477	44	121	22	1	14	52	1	4	6	34	112	2	1	13	.309				
2014	MINNESOTA	.258	136	520	69	134	40	2	14	80	0	5	4	53	109	2	1	14	.328				
2015	MINNESOTA	.244	152	573	74	140	35	4	22	86	1	4	4	50	124	2	1	12	.307				
Minor League Totals		.258	839	3179	430	819	178	26	80	388	45	33	27	280	586	46	32	174	.320				
Major League Totals		.245	639	2319	297	568	135	9	84	310	6	19	22	199	522	10	9	71	.308				

PLOUFFE'S CAREER FIELDING RECORD								
POSITION	PCT	G	PO	A	E	TC	DP	PB
Third Base	.958	482	365	877	55	1297	96	—
Shortstop	.944	55	86	132	13	231	38	—
Outfield	.979	30	44	3	1	48	1	—
Second Base	.989	23	39	48	1	88	13	—
First Base	.993	23	138	11	1	150	9	—
Totals	.961	613	672	1071	71	1814	157	—



# JORGE POLANCO

**HEIGHT/WEIGHT:** 5-11/198  
**BATS/THROWS:** S/R  
**BORN:** 7/5/93 in San Pedro de Macoris, DR  
**AGE:** 22  
**RESIDES:** Santo Domingo, DR  
**ACQUIRED:** Signed as an undrafted free agent, 7/6/09  
**M.L. SERVICE:** 11 days  
**CONTRACT STATUS:** Signed thru 2015

INF

11

2015		GAME HIGHS	CAREER	
Hits: 2, 7/30 vs. SEA	HR: --		Hits: 2, 7/30/15 vs. SEA	HR: --
RBI: 1, 7/30 vs. SEA	Grand Slam: --		RBI: 2, 6/27/14 at TEX	Grand Slam: --
Hit-Streak: 1, 2x, last 7/30	SB: 1, 7/30 vs. SEA		Hit-Streak: 1, 4x, last 7/30/15	SB: 1, 7/30/15 vs. SEA

**PERSONAL:** Jorge Luis Polanco...signed out of San Pedro de Macoris, Dominican Republic one day after 16th birthday July 6, 2009.

## 2015:

- Optioned from Twins spring training to Double-A Chattanooga March 15.
- Hit second career grand slam in second game April 10 at Montgomery.
- Hit safely in season-high nine straight May 22-June 2, hitting .390 (16-for-41) in that span.
- Hit .364 (40-for-110) with four doubles, one triple, one home run, 15 RBI and 19 runs scored in 26 May games.
- Recalled by Minnesota June 10 as Eddie Rosario was placed on Paternity List; optioned back after the game.
- Named Southern League All-Star and went 2-for-2 with a run scored as a reserve for the North Division.
- Promoted to Triple-A Rochester July 4.
- Recorded four hits twice on season, once with Chattanooga May 10 vs. Jacksonville and once at Rochester July 12 at Syracuse.
- Recalled by Minnesota again July 29 as Trevor Plouffe was placed on Paternity List; optioned to Chattanooga July 31.
- Hit .323 (21-for-65) against left-handed pitching at Chattanooga and .283 (93-for-329) against right-handed pitching.
- Played 102 minor league games at shortstop and eight games at second base.

**2014:** Optioned from Twins spring training to Single-A Ft. Myers March 9...hit .327 (32-for-98) with six doubles, two home runs, 15 RBI and 20 runs scored in 25 April games...hit safely in 16 straight games May 1-19...named Florida State League Player of the Week June 16-22, hitting .444 (12-for-27) with one double, one triple, one home run, three RBI and four runs scored in seven games for the Miracle...recalled by Minnesota June 26 when the Twins placed Yohan Pino on the DL...made major league debut June 26 at Los Angeles-AL, entering game as pinch hitter and drawing a walk on four pitches, eventually coming around to score...at 20 years and 356 days old, he became the youngest Twin to debut since Joe Mauer at 20 years, 352 days...recorded first major league hit and RBI June 27 at Texas, hitting a two-run triple off Joakim Soria...according to Stats, LLC, he became the third player in Twins history to record a triple as first major league hit and the first since Jimmie Hall on April 16, 1963; the first was Bernie Allen on April 10, 1962 vs. the Kansas City A's...optioned to Single-A Ft. Myers June 30 when the Twins activated Trevor Plouffe...recorded five-hit game for Miracle July 18 at Daytona...recalled again for a day July 24 when the Twins traded Kendrys Morales to Seattle; optioned to New Britain July 25...hit first Double-A home run August 27 at Binghamton...hit .347 (25-for-72) with three doubles, 13 RBI, 11 runs scored and a .413 on-base percentage in his final 19 games for Rock Cats...ranked eighth best prospect and best strike-zone discipline in Twins system by *Baseball America* entering 2015...also best defensive shortstop in Florida State League by *Baseball America*.

**2013:** Played entire season with Single-A Cedar Rapids and hit two-run homer in first at-bat of the season April 4 vs. Beloit...hit .341 (30-for-88) in 22 April games, highest monthly average in 2013; hit safely in 17 of the 22 games with nine being multi-hit games...named Twins minor league Player of the Week May 3, batting .429 (12-for-28) with three doubles and 10 RBI in seven games...named Midwest League midseason All-Star...named Twins minor league Player of the Week June 28, recording 11 RBI in five games June 22-27, hitting .500 (12-for-24) during that span...ended season with 12-game hitting streak August 6-September 2, hitting .327 (16-for-49) with six doubles in that span...finished the season sixth in the Midwest League in batting average (.308)...ranked 20th best prospect in Midwest League...played for Leones del Escogido in the Dominican Winter League following the season...added to Twins 40-man roster November 20...named shortstop on MiLB.com Twins organizational All-Star team...named 10th best prospect and best strike-zone discipline in the Twins system by *Baseball America* entering 2014.

**2012:** Spent entire season with Rookie Elizabethton...named second baseman on MiLB.com Twins organizational All-Star team.

**2011:** Played entire season with GCL Twins...ranked 28th best prospect in Twins organization by *Baseball America* entering 2012.

**2010:** Began season in the Dominican Summer League...transferred to GCL July 5...rated best defensive infielder in the Twins system by *Baseball America* for the second consecutive season...ranked 17th best prospect in Twins organization by *Baseball America* entering 2011.

**2009:** Rated best defensive infielder in the Twins system by *Baseball America* entering 2010.

**PROFESSIONAL:** Signed by the Twins as an undrafted free agent, July 6, 2009; signed by scout Fred Guerrero.

POLANCO'S PLAYING RECORD																				
YEAR	CLUB	AVG	G	AB	R	H	2B	3B	HR	RBI	SH	SF	HB	BB	SO	SB	CS	E	OBP	
2010	DSL Twins	.250	18	60	5	15	2	0	0	7	0	2	0	6	9	1	3	12	.309	
	GCL Twins	.223	34	103	12	23	5	0	1	12	2	2	0	12	9	2	4	7	.299	
2011	GCL Twins	.250	51	172	21	43	8	3	1	16	2	1	3	15	24	6	4	13	.319	
2012	Elizabethton	.318	51	173	35	55	15	2	5	27	3	5	3	20	26	6	3	8	.388	
2013	Cedar Rapids	.308	115	465	76	143	32	10	5	78	3	10	3	42	59	4	4	18	.362	
2014	Ft. Myers	.291	94	378	61	110	17	6	6	45	1	6	1	46	60	10	8	26	.364	
	New Britain	.281	37	146	13	41	6	0	1	16	2	0	0	9	28	7	3	12	.323	
	MINNESOTA	.333	5	6	2	2	1	1	0	3	0	0	0	2	2	0	0	0	.500	
2015	Chattanooga	.289	95	394	55	114	17	3	6	47	0	2	0	35	63	18	10	20	.346	
	Rochester	.284	22	88	7	25	6	0	0	6	0	2	0	4	10	1	0	8	.309	
	MINNESOTA	.300	4	10	1	3	0	0	0	1	0	0	0	2	1	1	0	2	.417	
Minor League Totals		.288	517	1979	285	569	108	24	25	254	13	30	10	189	288	55	39	123	.348	
Major League Totals		.313	9	16	3	5	1	1	0	4	0	0	0	4	3	1	0	2	.450	

POLANCO'S CAREER FIELDING RECORD							
POSITION	PCT	G	PO	A	E	TC	DP
Shortstop	.923	8	6	18	2	26	5



# RYAN PRESSLY

**HEIGHT/WEIGHT:** 6-3/210

**BATS/THROWS:** R/R

**BORN:** 12/15/88 in Dallas, TX

**AGE:** 26

**RESIDES:** Highland Village, TX

**ACQUIRED:** Selected in Rule 5 Draft from Boston, 12/6/12

**M.L. SERVICE:** 2 years, 53 days

**CONTRACT STATUS:** Signed thru 2015

RHP

57

2015		GAME HIGHS		CAREER	
IP: 2.2, 5/3 vs. CWS	Walks: 3, 6/6 vs. MIL		IP: 4.0, 8/13 at BOS	Walks: 3, 6/6/15 vs. MIL	
SO: 3, 2x, last 5/6 vs. OAK	CG: --		SO: 4, 8/9/14 at OAK	CG: --	
Win-Streak: 2, 5/30-31	Low-Hit: --		Win-Streak: 2, 3x, last 5/30-31/15	Low-Hit: --	

**PERSONAL:** Thomas Ryan Pressly...2007 graduate of Marcus (TX) High School...attended Carrollton American Heritage Academy for first three years of high school as pitcher and shortstop, leading the conference in 23 different offensive categories...transferred to Marcus High School for senior year...played baseball and football there (defensive back)...was tackled and suffered torn ACL during senior season, ending football career...received scholarship to play baseball at Texas Tech but elected to play professional baseball.

## 2015:

- Optioned from Twins spring training to Triple-A Rochester March 21.
- Appeared in seven games for the Red Wings and was recalled by Minnesota May 1 when Tim Stauffer was placed on disabled list.
- Earned the win in first appearance, tossing a season-high 2.2 scoreless innings May 3 vs. Chicago-AL.
- Posted a 2.84 ERA (12.2 IP, 4 ER) in 12 June games.
- Did not allow a home run on the season.
- Placed on 15-day disabled list July 6 with right lat strain and did not return...transferred to 60-day disabled list August 3 when the Twins selected contract of Tyler Duffey from Rochester.

**2014:** Optioned from Twins spring training to Triple-A Rochester March 24...posted a 2.04 ERA (17.2 IP, 4 ER) with one save in nine May games...recorded at least one strikeout in 24 straight games April 26-July 8, fanning 45 in 42.1 innings during that time...did not allow a home run in first 25 appearances (43.0 IP) April 6-June 20; first home run allowed was to Jose Pirela June 24 at Scranton/Wilkes-Barre...converted six of seven save opportunities for the Red Wings...recalled July 24 and spent rest of season with Minnesota...eight of first nine appearances for the Twins were scoreless July 24-August 15, posting a 0.75 ERA in that span...combined to go 3-4, 2.94 ERA (88.2 IP, 29 ER) with 29 walks and 77 strikeouts in 60 games between Rochester and Minnesota.

**2013:** Spent entire season on Twins roster, his first with a major league club...made major league debut April 4 vs. Detroit, tossing 1.0 scoreless innings with one hit allowed and one strikeout...earned first major league win May 8 at Boston, tossing a career-high 4.0 scoreless innings with two hits allowed...did not allow a home run in first 23 appearances (34.0 IP) April 4-June 22; allowed first home run June 26 at Miami to Placido Polanco...posted a 1.20 ERA (30.0 IP, 4 ER) in first 21 games April 4-June 14 with opponents hitting .200 (22-for-110)...posted ERA's of 1.69 (10.2 IP, 2 ER) in seven April games and 1.10 (16.1 IP, 2 ER) in 10 May games...appeared in 49 games, tied for eighth most for a rookie in club history; pitched 76.2 innings, sixth most for a rookie reliever in club history...ranked 10th among AL rookies in innings pitched, first among relievers, and third among all MLB relievers...tied for fifth among AL rookies in appearances.

**2012:** Started season with Single-A Salem (Boston)...promoted to Double-A Portland July 15...held right-handed batters to a .190 average (11-for-58)...combined to go 7-5, 5.38 ERA (103.2 IP, 62 ER) with 36 walks and 82 strikeouts in 34 games (12 starts) between both levels...pitched for Surprise Saguaros in the Arizona Fall League, going 0-0, 3.86 ERA (14.0 IP, 6 ER) with one save, one walk and 18 strikeouts in 10 games...selected by Minnesota in the major league phase of the Rule 5 Draft (4th overall) December 6, 2012.

**2011:** Spent entire season with Single-A Salem (Boston)...went 3-0, 2.33 ERA (19.1 IP, 5 ER) in four April starts...tossed at least 5.0 innings in 17 of 26 games...tied for first in Carolina League in starts (26)...led Salem in innings pitched (130.0).

**2010:** Spent entire season with Single-A Greenville...tied for second on the club in starts (24)...ranked seventh among Red Sox minor leaguers in ERA (3.72).

**2009:** Spent entire season with Single-A Lowell (Boston)...led club in strikeouts-per-9.0 IP (9.65)...tied for first on the club in strikeouts (64), and tied for second in wins (6)...made one playoff appearance, allowing one run in 3.0 innings pitched.

**2008:** Spent first professional season with GCL Red Sox, going 1-4, 3.79 ERA (40.1 IP, 17 ER) in 10 relief appearances...went 0-4, 4.21 ERA (36.1 IP, 17 ER) in nine starts.

**PROFESSIONAL:** Selected by Boston in the 11th round of the 2007 First-Year Player Draft; signed by scout Jim Robinson.



PRESSLY'S PITCHING RECORD																			
YEAR	CLUB	W-L	ERA	G	GS	CG	SH	SV	IP	H	R	ER	HR	HB	BB	SO	WP	BK	BAA
2008	GCL Red Sox	1-4	3.79	10	9	0	0	0	40.1	41	18	17	2	3	21	34	4	0	.277
2009	Lowell	6-4	3.17	13	11	0	0	0	59.2	48	22	21	1	2	25	64	7	0	.220
2010	Greenville	5-7	3.72	26	24	0	0	0	113.2	110	55	47	9	5	43	96	5	0	.256
2011	Salem	6-11	4.50	26	26	0	0	0	130.0	125	84	65	9	13	53	72	11	0	.251
2012	Salem	5-3	6.28	20	12	0	0	0	76.0	86	58	53	9	4	26	61	10	0	.287
	Portland	2-2	2.93	14	0	0	0	0	27.2	23	9	9	2	0	10	21	2	0	.232
2013	MINNESOTA	3-3	3.87	49	0	0	0	0	76.2	71	37	33	5	0	27	49	7	0	.251
2014	Rochester	1-4	2.98	35	0	0	0	6	60.1	55	25	20	1	1	21	63	6	0	.238
	MINNESOTA	2-0	2.86	25	0	0	0	0	28.1	30	10	9	3	1	8	14	1	0	.278
2015	Rochester	0-2	4.50	7	0	0	0	0	10.0	6	7	5	1	0	6	15	3	0	.176
	MINNESOTA	3-2	2.93	27	0	0	0	0	27.2	27	9	9	0	0	12	22	2	0	.257
Minor League Totals		26-37	4.12	151	82	0	0	6	517.2	494	278	237	34	28	205	426	48	0	.252
Major League Totals		8-5	3.46	101	0	0	0	0	132.2	128	56	51	8	1	47	85	10	0	.258

PRESSLY'S CAREER FIELDING RECORD								
POSITION	PCT	G	PO	A	E	TC	DP	PB
Pitcher	.966	101	9	19	1	29	3	—

PRESSLY'S 2015 GAME LOGS																				
DATE	OPP.	W	L	SV	SVO	HLD	ERA	GS	CG	IP	H	R	ER	HR	BB	IBB	HB	SO	AVG	#PIT
5/3	CWS	1	0	0	0	0	0.00	0	0	2.2	0	0	0	0	0	0	0	3	.000	32
5/5	Oak	0	0	0	0	0	0.00	0	0	1.0	0	0	0	0	0	0	0	1	.000	12
5/6	Oak	0	0	0	0	0	0.00	0	0	1.0	2	0	0	0	0	0	0	3	.125	18
5/10	@Cle	0	0	0	0	0	2.70	0	0	2.0	3	2	2	0	1	0	0	1	.217	25
5/12	@Det	0	1	0	0	0	3.86	0	0	0.1	2	1	1	0	0	0	0	0	.269	8
5/14	@Det	0	0	0	0	0	3.52	0	0	0.2	1	0	0	0	1	0	0	1	.276	25
5/17	TB	0	0	0	0	0	2.79	0	0	2.0	1	0	0	0	0	0	0	2	.243	25
5/19	@Pit	0	0	0	0	1	3.60	0	0	0.1	1	1	1	0	1	0	0	0	.256	10
5/20	@Pit	0	0	0	0	1	4.22	0	0	0.2	0	1	1	0	2	0	0	0	.244	12
5/27	Bos	0	0	0	0	1	3.97	0	0	0.2	0	0	0	0	0	0	0	0	.233	7
5/29	Tor	0	0	0	0	0	3.75	0	0	0.2	0	0	0	0	0	0	0	2	.222	7
5/30	Tor	1	0	0	0	0	3.46	0	0	1.0	0	0	0	0	0	0	0	1	.208	12
5/31	Tor	1	0	0	0	0	3.29	0	0	0.2	0	0	0	0	1	0	0	0	.200	9
May		3	1	0	0	3	3.29	0	0	13.2	10	5	5	0	6	0	0	14	.200	202
6/3	@Bos	0	0	0	0	0	2.93	0	0	1.2	0	0	0	0	0	0	0	0	.182	19
6/4	@Bos	0	0	0	0	0	2.76	0	0	1.0	1	0	0	0	0	0	0	1	.186	12
6/6	Mil	0	1	0	0	0	2.95	0	0	2.0	2	1	1	0	3	0	0	1	.200	33
6/8	KC	0	0	0	0	0	2.79	0	0	1.0	0	0	0	0	0	0	0	1	.191	11
6/9	KC	0	0	0	0	0	2.75	0	0	0.1	0	0	0	0	0	0	0	0	.188	3
6/12	@Tex	0	0	0	0	0	3.20	0	0	0.0	1	1	1	0	0	0	0	0	.200	4
6/15	@StL	0	0	0	0	0	3.05	0	0	1.0	3	0	0	0	0	0	0	1	.227	18
6/16	@StL	0	0	0	0	0	3.05	0	0	0.0	0	0	0	0	1	0	0	0	.227	6
6/21	ChC	0	0	0	0	0	2.78	0	0	2.0	1	0	0	0	0	0	0	1	.220	25
6/23	CWS	0	0	0	0	0	2.70	0	0	0.2	1	0	0	0	0	0	0	1	.224	17
6/28	@Mil	0	0	0	0	0	2.59	0	0	1.0	1	0	0	0	0	0	0	0	.225	9
6/29	@Cin	0	0	0	0	0	3.08	0	0	2.0	4	2	2	0	1	0	0	1	.242	38
June		0	1	0	0	0	2.84	0	0	12.2	14	4	4	0	5	0	0	7	.286	195
7/3	@KC	0	0	0	0	0	3.04	0	0	0.1	2	0	0	0	1	1	0	0	.257	14
7/4	@KC	0	0	0	0	1	2.93	0	0	1.0	1	0	0	0	0	0	0	1	.257	13
July		0	0	0	0	1	0.00	0	0	1.1	3	0	0	0	1	1	0	1	.500	27
Totals		3	2	0	0	4	2.93	0	0	27.2	27	9	9	0	12	1	0	22	.257	424



# SHANE ROBINSON

**HEIGHT/WEIGHT:** 5-9/165

**BATS/THROWS:** R/R

**BORN:** 10/30/84 in Tampa, FL

**AGE:** 30

**RESIDES:** Atlanta, GA

**ACQUIRED:** Signed as minor league free agent, 12/5/14

**M.L. SERVICE:** 3 years, 141 days

**CONTRACT STATUS:** Signed thru 2015

OF

21

2015		GAME HIGHS		CAREER	
Hits: 3, 4/19 vs. CLE	HR: --		Hits: 3, 7x, last 4/19/15 vs. CLE	HR: 1, 5x, last 6/11/13 at NYM	
RBI: 2, 4/19 vs. CLE	Grand Slam: --		RBI: 3, 2x, last 7/24/13 vs. PHI	Grand Slam: --	
Hit-Streak: 5, 8/13-20	SB: 1, 6x, last 8/26 at TB		Hit-Streak: 6, 8/16-22/13	SB: 1, 13x, last 8/26/15 at TB	

**PERSONAL:** Shane Michael Robinson...wife, Jessica...daughter, Tinley Anne (4/26/12)...2002 graduate of Tampa (FL) Jesuit High School, the same high school to produce manager Lou Piniella, Brad Radke, Jason Michaels and Dave Magadan...lettered all four years in both baseball and football and was recruited by Duke and Stanford for football...Jesuit retired his No. 3 in football...named First-Team All-State in baseball and football his junior and senior seasons...played college baseball for Florida State, started all 202 games during his career and is the only player in FSU history to steal 100 bases...compiled a 40-game hitting streak at FSU in 2005 (T11th all-time NCAA), snapping J.D. Drew's school record of 34; Florida's House of Representatives passed a resolution recognizing the streak...that same year led the NCAA in runs scored (96) and was the first player in school history to have 100 hits and steal 40 bases in the same season...named 2005 National Player of the Year...played for Team USA in 2005.

## 2015:

- Was an invite to Twins spring training and had contract selected by Minnesota April 2, making the Twins Opening Day roster.
- Hit safely in season-high six straight April 16-26, hitting .476 (10-for-21) during the streak.
- Hit .342 (13-for-38) with one double, six RBI, four walks and a .405 on-base percentage in 17 April games.
- Placed on Family Emergency List May 12; reinstated May 16...placed back on Family Emergency List July 3; reinstated July 6.
- Pitched 1.0 scoreless inning August 8 at Cleveland with one walk and one strikeout, becoming the eighth position player in Twins history to pitch.
- Set single-season career-highs in hits (45), runs (28) and triples (8), and tied his high in RBI (16).
- Played 55 games in leftfield (32 starts), 15 in centerfield (14) and 12 in rightfield (2 starts).

**2014:** Began season on St. Louis' Opening Day roster and had four different stints with the Cardinals...hit .373 (22-for-59) in 17 May games for Triple-A Memphis...hit .333 (17-for-51) against left-handed pitching at Memphis and .293 (41-for-140) against right-handed pitching...played 20 games for St. Louis (7 starts); did not commit an error in 21 total chances and recorded one outfield assist...placed on 15-day disabled list with partial dislocation in left shoulder August 26, ending his season; suffered injury sliding into second base the previous night...transferred to 60-day disabled list September 4.

**2013:** Spent nearly first full season with St. Louis...went 5-for-18 (.278) as a pinch-hitter, tying him for second-most on the club...homered twice in the span of a week with solo home runs June 4 vs. Arizona and June 11 at New York-NL...hit his first career triple July 24 vs. Philadelphia...placed on 15-day disabled list with a right shoulder strain July 31...went on rehab assignment with Double-A Springfield; reinstated August 15...appeared in eight postseason games, four times in the outfield, including three starts...hit pinch-hit home run in the seventh inning of Game 4 during the NLCS vs. Los Angeles-NL, his first career postseason hit and first career pinch-hit home run...started LCS Game 6, his first postseason start and reached base three times (2 singles) with two RBI and one run...started in centerfield in Game 1 of the World Series vs. Boston...recorded pinch-hit double and scored in the seventh inning of World Series Game 4...started in centerfield in Game 5.

**2012:** Made St. Louis' Opening Day roster for first time in career...optioned May 12 (Lance Berkman activated) but recalled three days later May 15 (Jay DL)...went 3-for-4 with home run and two RBI June 7 at Houston...went 2-for-4 with game-winning RBI (first of his career) July 1 vs. Pittsburgh...optioned to Memphis July 13...recalled final time August 3...led all rookies in baseball with 11 pinch-hits (tied ninth among all NL players)...appeared in 10 games with nine plate appearances (pinch-ran) in postseason...went 0-for-6 as a pinch-hitter, with one pinch walk and appeared in the field three times (2 LF, RF)...recorded RBI groundout in Game 3 of NLCS vs. San Francisco.

**2011:** Began season with Triple-A Memphis (St. Louis)...suffered fractured cheek bone in an outfield collision with Andrew Brown just six games into the season...went on rehab assignment with GCL Cardinals and was reinstated July 14, reporting to Double-A Springfield...hit .484 (15-for-31) in seven games for Springfield...hit walk-off grand slam vs. Iowa August 1 off Scott Maine with two outs in bottom of the 9th; his second multi-HR game during the season and second in 12 days...committed one error in 120 total chances for a .992 fielding percentage...had contract purchased by St. Louis September 2.

**2010:** Spent season with Triple-A Memphis and played 26 games (25 starts centerfield) before dislocating his left shoulder May 8 sidelining him for the rest of the season...hit .476 (10-for-21) with runners in scoring position and .500 (6-for-12) with RISP and two outs...committed one error in 66 total chances for a .985 fielding percentage...ranked as the best defensive outfielder in Cardinals organization for the second consecutive season by *Baseball America's* Best Tools survey.

**2009:** Began season with Triple-A Memphis...placed on 7-day disabled list April 28 with cyst on right shin; reinstated May 5...recalled May 7 vs. Pittsburgh and made major league debut that night, going 0-for-1...recorded first major league hit May 10 at Cincinnati, a pinch-hit double, off Jared Burton...went 2-for-4 with first major league stolen base May 16 vs. Milwaukee...played 11 games for St. Louis before being optioned to Memphis May 20...hit first professional grand slam August 6 at Salt Lake City off Francisco Rodriguez...tied for team lead in sacrifice hits (8), third in stolen bases (16), fourth in doubles (18), and fifth in runs (46) and hits (82)...recorded ninth best average, hitting .333 (7-for-21) in the Triple-A playoffs, including hits in six of seven playoff games...ranked as best defensive outfielder in Cardinals organization by *Baseball America's* Best Tools survey.

**2008:** Split season between Double-A Springfield and Triple-A Memphis...named Cardinals organizational Player of the Month for April, hitting .410 (32-for-78)...named Texas League Player of the Week May 5-11, hitting .652 (15-for-23) with four doubles...named to the Texas League All-Star Game but did not appear due to recall to Memphis...placed on 7-day disabled list July 25-August 15 with a strained right oblique...went hitless in six games July 18-August 17, the first time in career without a hit for more than a three-game stretch...played in 26 games for Peoria in the Arizona Fall League, hitting .280 (30-for-107), leading the team in runs (27) and at-bats (107); hit two home runs with 24 RBI and tied for third in the AFL in stolen bases (8).

**2007:** Spent season at Single-A Palm Beach (St. Louis) but played in just 47 games due to a foot injury...hit safely in 35 of 43 games...ranked third on club in stolen bases (14).

**2006:** Spent first professional season with Single-A Quad Cities (St. Louis)...hit safely in 47 of 63 games...recorded league-high 21-game hitting streak July 2-26...committed just one error in 146 chances to lead outfielders (.993) and finished second on the team in outfield assists (5).

**PROFESSIONAL:** Selected by St. Louis in the fifth round pick of the 2006 First-Year Player Draft.

ROBINSON'S PLAYING RECORD																				
YEAR	CLUB	AVG	G	AB	R	H	2B	3B	HR	RBI	SH	SF	HB	BB	SO	SB	CS	E	OBP	
2006	Quad Cities	.282	63	252	41	71	9	2	0	21	1	2	6	20	20	13	3	1	.346	
2007	GCL Cardinals	.182	4	11	1	2	0	0	0	1	0	1	0	2	1	0	0	0	.286	
	Palm Beach	.253	43	166	22	42	6	1	3	13	3	3	2	16	16	14	4	2	.321	
2008	Springfield	.352	63	244	46	86	17	3	4	32	3	4	3	17	34	13	5	2	.396	
	Memphis	.220	42	141	10	31	4	1	1	10	2	2	1	5	24	2	3	0	.248	
2009	ST. LOUIS	.240	11	25	1	6	1	0	0	1	0	1	0	0	2	1	0	0	.231	
	Memphis	.238	100	345	46	82	18	3	5	40	8	4	8	28	42	16	3	2	.306	
2010	Memphis	.279	26	86	9	24	5	0	2	13	3	1	0	7	13	3	3	1	.330	
2011	GCL Cardinals	.136	6	22	4	3	2	1	0	0	0	0	1	0	1	0	0	0	.174	
	Springfield	.484	7	31	8	15	2	0	3	8	0	0	2	4	1	0	1	0	.568	
	Memphis	.299	43	167	35	50	8	3	4	23	2	4	1	19	16	9	1	1	.366	
	ST. LOUIS	.000	9	7	0	0	0	0	0	0	0	0	0	1	2	0	0	0	.125	
2012	Memphis	.300	18	70	15	21	4	2	0	3	0	0	2	8	15	5	0	0	.388	
	ST. LOUIS	.253	102	166	20	42	8	0	3	16	0	1	0	14	32	1	0	2	.309	
2013	Springfield	.200	3	10	0	2	0	0	0	0	0	0	0	2	1	0	0	0	.333	
	ST. LOUIS	.250	99	144	22	36	2	1	2	16	0	4	0	23	17	5	1	3	.345	
2014	Memphis	.304	53	191	33	58	12	0	2	16	0	1	2	22	25	4	2	0	.380	
	ST. LOUIS	.150	47	60	3	9	1	1	0	4	0	0	0	6	10	0	1	0	.227	
2015	MINNESOTA	.250	83	180	28	45	7	3	0	16	3	1	1	12	29	6	1	1	.299	
	Minor League Totals	.281	471	1736	270	487	87	16	24	180	22	22	28	150	209	79	25	9	.343	
	American League Totals	.250	83	180	28	45	7	3	0	16	3	1	1	12	29	6	1	1	.299	
	National League Totals	.231	268	402	46	93	12	2	5	37	0	6	0	44	63	7	2	5	.303	
	Major League Totals	.237	351	582	74	138	19	5	5	53	3	7	1	56	92	13	3	6	.302	

ROBINSON'S PITCHING RECORD																				
YEAR	CLUB	W-L	ERA	G	GS	CG	SH	SV	IP	H	R	ER	HR	HB	BB	SO	WP	BK	BAA	
2015	MINNESOTA	0-0	0.00	1	0	0	0	0	1.0	0	0	0	0	0	1	1	0	0	.000	
	Major League Totals	0-0	0.00	1	0	0	0	0	1.0	0	0	0	0	0	1	1	0	0	.000	

### ROBINSON'S CAREER FIELDING RECORD

POSITION	PCT	G	PO	A	E	TC	DP	PB
Outfield	.982	248	321	9	6	336	2	—

### ROBINSON'S WILD CARD RECORD

YEAR	OPPONENT	AVG	G	AB	R	H	2B	3B	HR	RBI	SH	SF	HB	BB	SO	SB	CS	E	OBP
2012	Atlanta	.000	1	1	0	0	0	0	0	0	0	0	0	0	0	0	0	0	.000
Wild Card Totals		.000	1	1	0	0	0	0	0	0	0	0	0	0	0	0	0	0	.000

### ROBINSON'S DIVISION SERIES RECORD

YEAR	OPPONENT	AVG	G	AB	R	H	2B	3B	HR	RBI	SH	SF	HB	BB	SO	SB	CS	E	OBP
2012	Washington	.000	1	1	1	0	0	0	0	0	0	0	0	1	0	0	0	0	.500
2013	Pittsburgh	.000	1	1	0	0	0	0	0	0	0	0	0	0	0	0	0	0	.000
Division Series Totals		.000	2	2	1	0	0	0	0	0	0	0	0	1	0	0	0	0	.333

### ROBINSON'S CHAMPIONSHIP SERIES RECORD

YEAR	OPPONENT	AVG	G	AB	R	H	2B	3B	HR	RBI	SH	SF	HB	BB	SO	SB	CS	E	OBP
2012	San Francisco	.000	6	6	0	0	0	0	0	1	0	0	0	0	2	0	0	0	.000
2013	Los Angeles-NL	.429	3	7	2	3	0	0	1	3	0	0	0	0	0	0	0	0	.429
Championship Series Totals		.231	9	13	2	3	0	0	1	4	0	0	0	0	2	0	0	0	.231

### ROBINSON'S WORLD SERIES RECORD

YEAR	OPPONENT	AVG	G	AB	R	H	2B	3B	HR	RBI	SH	SF	HB	BB	SO	SB	CS	E	OBP
2013	Boston	.250	4	8	1	2	1	0	0	0	0	0	0	0	2	0	0	0	.250
World Series Totals		.250	4	8	1	2	1	0	0	0	0	0	0	0	2	0	0	0	.250

## MISCELLANEOUS BASEBALL TERMINOLOGY

**WHIP:** Walks and hits per innings pitched = add a pitchers walk total with his hit total and divide by the amount of innings pitched.

**QUALITY STARTS:** A starting pitcher logs at least 6.0 innings and allows three-or-fewer earned runs in an outing.

**TOTAL BASES:** Number of bases a hitter gains via hits only...single = 1, double = 2, triple = 3, home run = 4.

**AT-BAT vs. PLATE APPEARANCE:** Plate appearance refers to any time a batter completes a turn batting. (NOTE: A plate appearance cannot be logged if a preceding runner was out on the base paths for a third out or the game ends with a runner scoring from third on a wild pitch or balk). At-bat refers to any turn batting that does not result in a walk, hit by pitch, sac-fly or sac-hit (bunt).

**OPS:** A player's on-base percentage plus his slugging percentage. MLB average in 2014 was .700. Major League Baseball's leader was Detroit's Victor Martinez with .974.

**CLOSE AND LATE:** A situation in which the game is in the seventh inning-or-later and the team batting is either leading by one run, tied, or has the potential tying run on base, at-bat, or on deck.

**TIMES ON BASE:** Includes the total number of times a hitter reaches base as result of a hit, walk, or hit by pitch...does not include times a hitter reaches via error or fielder's choice.

**CATCHER'S ERA:** The earned run average of a team's pitchers with a particular catcher behind the plate. To compute, multiply nine by the earned runs allowed by the pitchers for that specific catcher, then divide that figure by his innings caught.

**HOLD:** Credited to a relief pitcher who enters a game in a save situation, records at least one out and leaves the game never having surrendered the lead. NOTE: A pitcher cannot finish a game and earn a hold.



# EDDIE ROSARIO

**HEIGHT/WEIGHT:** 6-1/180  
**BATS/THROWS:** L/R  
**BORN:** 9/28/91 in Guayama, PR  
**AGE:** 24  
**RESIDES:** Guayama, PR  
**ACQUIRED:** 4th round, 2010 First-Year Player Draft  
**M.L. SERVICE:** 154 days  
**CONTRACT STATUS:** Signed thru 2015

OF 20

2015		GAME HIGHS		CAREER	
Hits: 3, 6x, last 9/28 at CLE	HR: 1, 13x, last 9/30 at CLE		Hits: 3, 6x, last 9/28/15 at CLE	HR: 1, 13x, last 9/30/15 at CLE	
RBI: 4, 9/3 vs. CWS	Grand Slam: 1, 9/3 vs. CWS		RBI: 4, 9/3/15 vs. CWS	Grand Slam: 1, 9/3/15 vs. CWS	
Hit-Streak: 8, 5/24-6/3	SB: 1, 11x, last 9/16 vs. DET		Hit-Streak: 8, 5/24-6/3/15	SB: 1, 11x, last 9/16/15 vs. DET	

**PERSONAL:** Eddie Manuel Rosario (pronounced row-SAW-ree-oh)...attended Rafael Lopez Landron (PR) High School; one of five players from that school to be drafted by major league team...him and his wife, Milany, had their third child, a boy named Lucas, on June 11, 2015.

## 2015:

- Played in first career spring training with Twins and optioned to Triple-A Rochester March 28.
- Played 23 games for the Red Wings, hitting .242 (23-for-95) with two doubles, one triple, three home runs and 12 RBI.
- Recalled from Triple-A Rochester May 4 when Twins placed outfielder Oswaldo Arcia on 15-day disabled list.
- Made major league debut May 6 vs. Oakland and homered on first pitch he saw, off Scott Kazmir, becoming the 11th Twin to ever homer in their first game as a Twin and sixth to ever homer in his first at-bat as Twin...according to Elias, he became one of 115 players in baseball history to homer in first career at-bat and one of 109 players to homer in first plate appearance...according to Baseball Almanac, he became the 29th player in baseball history to homer on first pitch.
- Drove in at least one run in each of first four career games May 6-9, setting a Twins/Senators franchise record...the last Twin/Senator who had an RBI in each of his first three career games was Bob Oldis, May 10-June 25, 1953...was third player in baseball to record an RBI in each of first four games played this season (Corey Dickerson, and Lorenzo Cain).
- Hit safely in season-high eight straight games May 24-June 3, hitting .407 (11-for-27) in that span.
- Placed on Paternity List June 9 to attend birth of son Lucas in Miami, missing one game.
- Recorded 25 hits in June, fourth most among AL rookies...scored 13 runs, tied for third most among AL rookies.
- Tripled in three straight games July 28-30, becoming the fourth player in club history to do so, joining Rod Carew (1977), Dan Gladden (1991), and Delmon Young (2008).
- Went 3-for-5, falling a single short of the cycle July 30 vs. Seattle, lined out in his final two at-bats, one to centerfield and one to shortstop...he became the first rookie in club history ever to have two games with at least three extra-base hits in one season.
- Hit ninth triple August 16 vs. Cleveland, tying Tony Oliva for most triples by a rookie in Twins history; hit 10th August 25 at Tampa Bay, setting Twins rookie record...also homered in that game becoming the first Twins rookie to homer and triple in same game since Gary Gaetti, who did it twice in 1982.
- Stole his 10th base August 30 vs. Houston, becoming the ninth different Twin (17th time) with 10-plus steals and 10-plus triples in a season and first-ever rookie...the last to do so was Denard Span in 2009 (10 triples, 23 steals)...also became the first rookie in baseball with 10-plus steals and 10-plus triples since Alcides Escobar and Austin Jackson both did it in 2010.
- Hit first career grand slam September 3 vs. Chicago-AL, off Jeff Samardzija; one of three grand slams for a Twin on the season.
- Hit 10th home run September 16 vs. Detroit, becoming the ninth different Twin (11th time) to record double-digit triple and homer totals in a single season and first since Cristian Guzman (2001)...became first rookie in baseball since Hanley Ramirez did it for Florida in 2006.
- Was one of four players in baseball to post double-digit totals in doubles, triples and home runs, joining Evan Gattis, Kevin Kiermaier and David Peralta.
- Led baseball in triples (15) and was the most for a rookie since 1991, when St. Louis' Ray Lankford had 15.
- Ranked first among AL rookies in triples, third in games (122) and multi-hit games (34), fourth in runs (60), tied for fifth in home runs (13) and fifth in RBI (50).
- Tied for second in baseball in outfield assists (16) and led all rookies...it marked the most for a rookie since 2007, when Delmon Young had 16...it tied Kirby Puckett's 1984 total for most in Twins history for rookies and tied for fifth most among any Twins in club history.

✦ Given Jim Kaat Award for Twins Defensive Player of the Year voted on by the Twin Cities Chapter of the BBWAA.

**2014:** Missed time serving 50-game suspension and reinstated May 29; began season with Single-A Ft. Myers...played eight games for the Miracle, hitting .300 (9-for-30) and promoted to Double-A New Britain June 6...recorded two-homer game July 22 vs. Altoona...combined to hit .243 (84-for-346) with 20 doubles, three triples, eight home runs, 40 RBI and 45 runs scored in 87 games between both levels...played 72 games in the outfield (50 in centerfield) and 18 at second base at both levels combined...participated in the Arizona Fall League, playing for the Salt River Ratters, hitting .330 (33-for-100) with 18 RBI and 10 stolen bases in 24 games; lost batting title to Cincinnati prospect Jesse Winker (.338) on final day of season...named to AFL East Fall Stars Team...went 4-for-5 with a double and home run...ranked 10th best prospect in Twins system by *Baseball America* entering 2015...added to Twins 40-man roster November 20.

**2013:** Began exhibition season playing for Team Puerto Rico in the World Baseball Classic, hitting .214 (3-for-14) with one double and four strikeouts in six games...converted to full-time second baseman from outfielder, playing 115 games at second between two levels combined...began regular season with Single-A Ft. Myers...hit .346 (36-for-104) with seven doubles, three home runs and 19 RBI in 25 April games, including two four-hit games: April 7 at Bradenton and April 19 at St. Lucie...promoted to Double-A New Britain June 10...named Eastern League Player of the Week for the period of August 19-25, hitting .433 (10-for-30) with four doubles, one home run, eight RBI, five runs scored and a .667 slugging percentage in seven games...combined to hit .302 (150-for-496) with 32 doubles, eight triples, 10 home runs, 73 RBI and 80 runs scored in 122 games between both levels...played in the Arizona Fall League with Glendale Desert Dogs, hitting .238 (19-for-80) with one double, one triple and seven RBI in 20 games...named to West Division Fall Stars Team...named second baseman on MiLB.com Twins organizational All-Star team...received 50-game suspension January 4, 2014 for violating the Minor League Drug Prevention and Treatment Program.

**2012:** Started season with Single-A Beloit...hit .293 (70-for-239) in 62 games before being placed on 7-day disabled list June 12 with a broken cheek bone after getting hit in the face during batting practice; played five games on rehab assignment with GCL Twins and was reinstated July 31...named to Midwest League All-Star team...hit .309 (95-for-307) against right-handed pitching and .247 (21-for-85) against left-handed pitching...played 71 games at second base and 20 in centerfield for both levels combined...ranked 12th best prospect in Midwest League by *Baseball America*...named outfielder on MiLB.com's Twins organizational All-Star team...played in the Puerto Rican Winter League with Indios de Mayaguez and named Postseason All-Star...ranked seventh best prospect in Twins organization by *Baseball America* entering the 2013 season.

**2011:** Spent entire season with Rookie Elizabethton...named Appalachian League Player of the Week three times: June 27, August 22 and August 29...homered in four straight games June 26-29, including first career two-homer game June 29 at Johnson City; second two-homer game August 19 at Greenville; and third two-homer game August 25 at Bluefield...named Twins minor league Player of the Week July 1, hitting .393 (11-for-28) with two doubles, five home runs and 12 RBI in seven games...named Appalachian League Co-Player of the Year...named Appalachian League postseason All-Star...named Topps Short-Season/Rookie All-Star...received MiLB Round Tripper Award, Short-Season...named MiLB.com Short-Season Hitter of the Year...named to MiLB.com Twins organizational All-Star team...named to *Baseball America* Rookie All-Star team...played for Indios de Mayaguez in Puerto Rican Winter League, hitting .214 (9-for-42) in 16 games.

**2010:** Started professional career with GCL Twins...played all 51 games in the outfield, (34 in centerfield)...led Gulf Coast League in stolen bases (22), finished third in hits (57) and 10th in batting average (.294)...ranked 21st best prospect in Twins organization by *Baseball America* entering 2011 season.

**PROFESSIONAL:** Selected by the Twins in the fourth round of the 2010 First-Year Player Draft; signed by Twins scout Hector Otero.

#### ROSARIO'S PLAYING RECORD

YEAR	CLUB	AVG	G	AB	R	H	2B	3B	HR	RBI	SH	SF	HB	BB	SO	SB	CS	E	OBP
2010	GCL Twins	.294	51	194	34	57	9	2	5	26	0	3	0	16	28	22	5	3	.343
2011	Elizabethton	.337	67	270	71	91	9	9	21	60	1	0	0	27	60	17	6	2	.397
2012	GCL Twins	.368	5	19	2	7	3	0	1	4	0	0	0	1	2	0	0	0	.400
	Beloit	.296	95	392	60	116	32	4	12	70	0	5	1	31	69	11	11	17	.345
2013	Ft. Myers	.329	52	207	40	68	13	5	6	35	0	5	2	17	29	3	6	4	.377
	New Britain	.284	70	289	40	82	19	3	4	38	1	2	0	21	67	7	4	10	.330
2014	Ft. Myers	.300	8	30	5	9	0	0	0	4	0	0	0	4	5	1	1	0	.382
	New Britain	.237	79	316	40	75	20	3	8	36	0	2	1	17	68	8	4	2	.277
2015	Rochester	.242	23	95	11	23	2	1	3	12	0	0	0	5	17	1	1	2	.280
	MINNESOTA	.267	122	453	60	121	18	15	13	50	3	3	0	15	118	11	6	7	.289
	Minor League Totals	.291	450	1812	303	528	107	27	60	285	2	17	4	139	345	70	38	40	.340
	Major League Totals	.267	122	453	60	121	18	15	13	50	3	3	0	15	118	11	6	7	.289

#### ROSARIO'S CAREER FIELDING RECORD

POSITION	PCT	G	PO	A	E	TC	DP	PB
Outfield	.971	122	220	16	7	243	4	—

#### HOME RUN IN FIRST GAME AS A TWIN

PLAYER	DATE	AT-BAT	COUNT	OPPONENT	PITCHER
Rick Renick	7-11-68	1st	3-1	Detroit	Mickey Lolich
Hal Haydel	9-7-70	2nd	0-0	Milwaukee	Al Downing
Eric Soderholm	9-3-71	2nd	1-1	Oakland	Diego Segui
Dave McKay	8-22-75	1st	1-1	Detroit	Vern Ruhle
Kent Hrbek	8-24-81	5th	2-2	at New York-AL	George Frazier
Tim Laudner	8-28-81	3rd	0-1	Detroit	Dave Rozema
Gary Gaetti	9-20-81	1st	1-1	at Texas	Charlie Hough
Andre David	6-29-84	1st	1-2	at Detroit	Jack Morris
Luke Hughes	4-28-10	1st	2-2	at Detroit	Max Scherzer
Eric Fryer	9-11-13	1st	3-1	Oakland	Tommy Milone
Eddie Rosario	5-6-15	1st	0-0	Oakland	Scott Kazmir





# MIGUEL SANO

**HEIGHT/WEIGHT:** 6-4/262

**BATS/THROWS:** R/R

**BORN:** 5/11/93 in San Pedro de Macoris, DR

**AGE:** 22

**RESIDES:** San Pedro de Macoris, DR

**ACQUIRED:** Signed as an undrafted free agent, 10/9/09

**M.L. SERVICE:** 95 days

**CONTRACT STATUS:** Signed thru 2015

3B

22

2015		GAME HIGHS	CAREER	
Hits: 3, 3x, last 9/1 vs. CWS	HR: 2, 8/12 vs. TEX		Hits: 3, 3x, last 9/1/15 vs. CWS	HR: 2, 8/12/15 vs. TEX
RBI: 6, 8/12 vs. TEX	Grand Slam: - -		RBI: 6, 8/12/15 vs. TEX	Grand Slam: - -
Hit-Streak: 8, 7/24-8/1	SB: 1, 8/16 vs. CLE		Hit-Streak: 8, 7/24-8/1/15	SB: 1, 8/16/15 vs. CLE

**PERSONAL:** Miguel Angel (Jean) Sano (pronounced sah-NO)...signed as a 16-year-old from San Pedro de Macoris, Dominican Republic on October 9, 2009...was one of the subjects of the 2011 "Ballplayer: Pelotero" documentary.

## 2015:

- Optioned from Twins spring training to Double-A Chattanooga March 16.
- Hit fifth career grand slam April 17 vs. Birmingham.
- Hit .159 (10-for-63) in 18 April games, .303 (30-for-99) in 26 May games and .329 (26-for-79) in 22 June games all with Chattanooga.
- Named Twins minor league Player of the Week May 17, hitting .379 (11-for-29) with four doubles, three home runs, eight RBI, three walks and a .438 on-base percentage.
- Named Southern League All-Star and started at third base, batting fourth for the North Division, going 2-for-5 with a double, RBI and a run.
- Recalled from Double-A Chattanooga July 2.
- Recorded first major league hit July 2 at Kansas City, hitting an infield single off Greg Holland.
- Recorded first career RBI July 3 at Kansas City, with a single.
- Hit safely in first seven career games, marking the third longest for a Twin to start their career...also walked six times in first seven games, tying him with Danny Ardoin for second most in club history in their first seven.
- Hit first career home run July 7 vs. Baltimore, a two-run shot off Kevin Gausman.
- Missed two games in late July with a sprained right ankle.
- Hit safely in season-high eight straight twice: July 24-August 1 and September 13-20.
- Recorded first career two-homer game August 12 vs. Texas, including six RBI, third most RBI by a rookie in a single game in club history (Tony Oliva - 1964 and Oswaldo Arcia - 2013).
- Homed August 25 at Tampa Bay becoming the first player age 22-or-younger with 12 home runs within his first 45 career games since Adam Dunn (2001)...joined Orlando Cepeda (1958) and Albert Pujols (2001) as the only players that young with 12 home runs and 37 RBI in first 45 games (ESPN Stats & Info).
- Named AL Rookie of the Month for August after hitting .278 (27-for-97) with seven doubles, nine home runs and 26 RBI...led all AL rookies in home runs, RBI and slugging percentage (.629)...nine home runs tied for second most all-time among Twins rookies in any month: Jimmie Hall had 13 in August of 1963 and Tony Oliva had nine in May of 1964.
- Hit game-winning solo home run in 12th inning September 9 at Kansas City, giving Twins a 3-2 victory...according to Elias, he became just the second rookie in the last 27 seasons (1989-2015) to hit a pinch-hit game-winning home run in the 12th inning-or-later (Lyle Overbay - 2003 and Mark Parent -1988).
- Combined to hit .271 (141-for-520) with 35 doubles, 33 home runs, 100 RBI and 91 walks in 146 games between Chattanooga and Minnesota.
- Finished eighth on Twins all-time list in home runs (18) for rookies and most since Marty Cordova hit 24 in 1995; his 53 walks ranked 10th.
- Ranked second among AL rookies in home runs and fifth in baseball...ranked third in RBI (52) among AL rookies...among rookies with 200 at-bats, he ranked first in on-base percentage (.385) and slugging percentage (.530).
- Given Calvin R. Griffin Award for Most Valuable Twin and Bill Boni Award for Twins Outstanding Rookie, both awards voted on by the Twin Cities Chapter of the BBWAA.

**2014:** Missed entire season due to "Tommy John" surgery on right elbow...surgery performed by Dr. David Altchek March 12...added to Twins 40-man roster November 20...ranked second best prospect in Twins system and best power hitter by *Baseball America* entering 2015...named 11th best prospect in baseball by MLB.com entering 2015.

**2013:** Started season with Single-A Ft. Myers and hit .368 (35-for-95) with seven doubles, nine home runs and 24 RBI in 25 April games...hit third career grand slam April 16 vs. Palm Beach...reached base safely in 27 straight games April 20-May 21, posting a .470 on-base percentage in that span...selected to play for the World Team in the SiriusXM All-Star Futures Game at Citi Field in New York; started at third base and batted fourth, going 0-for-2 with a walk...named Florida State League midseason All-Star; did not play due to promotion to Double-A New Britain June 10...ranked third best prospect in baseball at midseason by *Baseball America*, behind Minnesota's Byron Buxton and St. Louis' Oscar Taveras...named Eastern League Player of the Week August 12, hitting .417 (10-for-24) with four doubles, three home runs, 10 RBI and five runs scored in six games for the Rock Cats...hit nine home runs and recorded 23 RBI in 25 August games...recorded four multi-homer games, all coming after June 8, one with the Ft. Myers and three with New Britain...combined to hit .280 (123-for-439) with 30 doubles, five triples, 35 home runs, 103 RBI, 86 runs scored, 65 walks and 11 stolen bases in 123 games between both levels...ranked third among all minor leaguers in home runs (35), second in slugging percentage (.610) and OPS (.992), tied for second in extra-base hits (70), sixth in total bases (268), and tied for seventh in RBI (103)...his 35 home runs were tied for sixth most ever for a Twins minor leaguer (since 1961) and most since Stan Holmes hit 37 for Single-A Visalia in 1983...named third baseman on MiLB.com Twins organizational All-Star team...named High Class-A Player of the Year, minor league All-Star and High Class-A All-Star by *Baseball America*...ranked second best prospect and best power hitter in the Twins system by *Baseball America* entering 2014.

**2012:** Spent season with Single-A Beloit...hit first career grand slam April 6 vs. Peoria...named Twins minor league Player of the Month for April, hitting .276 (24-for-87) with five doubles, six home runs, 21 RBI and 17 runs scored...named Twins minor league Player of the Week May 4, hitting .500 (10-for-20) with two home runs and nine RBI...named Midwest League Player of the Week August 20...named Midwest League All-Star Game selection...led Midwest League in home runs (28), RBI (100) and total bases (238), and second in walks (80)...named Midwest League Prospect of the Year, Midwest League mid- and postseason All-Star...*Baseball America* Second-Team minor league All-Star...named *Baseball America* Low Class-A All-Star...ranked second best prospect in the Midwest League by *Baseball America*...named third baseman on MiLB.com's Twins organizational All-Star team...named top prospect in Twins organization by *Baseball America* entering 2013, ninth best prospect in baseball by *Baseball America* and 12th best prospect in baseball by MLB.com...recipient of Sherry Robertson Award as Twins minor league Player of the Year.

**2011:** Spent season with Rookie Elizabethton...went 4-for-5 with two doubles and a home run June 28 vs. Johnson City...named Twins minor league Player of the Week July 8...recorded first career multi-homer game July 19 vs. Bristol (3 on the season)...hit .351 (27-for-77) with seven doubles, 10 home runs and 30 RBI in final 18 games August 12-30...Appalachian League Player of the Week August 1-7 and August 29-September 5...named Appalachian League Postseason All-Star and *Baseball America* rookie All-Star...ranked top prospect in Appalachian League by *Baseball America*...named top prospect in Twins organization by *Baseball America* entering 2012, 18th best prospect in baseball by *Baseball America*, and 23rd best prospect in baseball by MLB.com...named third baseman on MiLB.com's 2011 Twins organizational All-Star team.

**2010:** Began professional career with DSL Twins...homered in first career at-bat, hitting a solo home run in the first inning vs. DSL White Sox...named Twins minor league Player of the Week August 27...led team in average (.344), on-base percentage (.463) and slugging percentage (.547)...transferred to GCL Twins July 5...finished second on club in doubles (14) and slugging percentage (.466)...ranked second best prospect in Gulf Coast League by *Baseball America*...ranked third best prospect and best power hitter in the Twins organization by *Baseball America*...ranked 60th best prospect in baseball by *Baseball America* entering 2011...named to MiLB.com's Twins organizational All-Star team.

**2009:** Ranked as the Twins fourth best prospect and 94th best in baseball by *Baseball America* entering the 2010 season.

**PROFESSIONAL:** Signed by the Twins as an undrafted free agent October 9, 2009; signed by Twins scout Fred Guerrero.

SANO'S PLAYING RECORD																			
YEAR	CLUB	AVG	G	AB	R	H	2B	3B	HR	RBI	SH	SF	HB	BB	SO	SB	CS	E	OBP
2010	DSL Twins	.344	20	64	11	22	2	1	3	10	0	1	1	14	17	2	1	8	.463
	GCL Twins	.291	41	148	23	43	14	0	4	19	1	1	1	10	43	2	2	14	.338
2011	Elizabethton	.292	66	267	58	78	18	7	20	59	0	1	2	23	77	5	4	26	.352
2012	Beloit	.258	129	457	75	118	28	4	28	100	0	8	8	80	144	8	3	42	.373
2013	Ft. Myers	.330	56	206	51	68	15	2	16	48	0	2	6	29	61	9	2	11	.424
	New Britain	.236	67	233	35	55	15	3	19	55	0	3	4	36	81	2	1	12	.344
2014	DID NOT PLAY - INJURED																		
2015	Chattanooga	.274	66	241	55	66	18	1	15	48	0	4	3	38	68	5	1	15	.374
	MINNESOTA	.269	80	279	46	75	17	1	18	52	0	2	1	53	119	1	1	0	.385
Minor League Totals		.278	445	1616	308	450	110	18	105	339	1	20	25	230	491	33	14	128	.373
Major League Totals		.269	80	279	46	75	17	1	18	52	0	2	1	53	119	1	1	0	.385

SANO'S CAREER FIELDING RECORD								
POSITION	PCT	G	PO	A	E	TC	DP	PB
Third Base	1.000	9	8	15	0	23	0	—
First Base	1.000	2	2	0	0	2	0	—
Totals	1.000	11	10	15	0	25	0	—



# DANNY SANTANA

**HEIGHT/WEIGHT:** 5-11/185

**BATS/THROWS:** S/R

**BORN:** 11/7/90 in Monte Plata, DR

**AGE:** 24

**RESIDES:** Monte Plata, DR

**ACQUIRED:** Signed as an undrafted free agent, 12/6/07

**M.L. SERVICE:** 1 year, 111 days

**CONTRACT STATUS:** Signed thru 2015

INF **39**

2015		GAME HIGHS		CAREER	
Hits: 3, 3x, last 5/6 vs. OAK	HR: --		Hits: 5, 8/3/14 at CWS	HR: 1, 7x, last 8/31/14 at BAL	
RBI: 2, 5x, last 7/12 vs. DET	Grand Slam: --		RBI: 5, 6/7/14 vs. HOU	Grand Slam: --	
Hit-Streak: 6, 5/12-17	SB: 1, 8x, last 9/7 at KC		Hit-Streak: 10, 8/17-26/14	SB: 2, 2x, last 9/5/14 vs. LAA	

**PERSONAL:** Daniel Ernesto Santana...wife, Johanny...daughter, Jazlin Daniella (10/25/13)...signed as 17-year-old from Monte Plata, Dominican Republic...is the youngest of four children, two brothers, Deivi and Danilo, and one sister, Rossy.

## 2015:

- Made Twins Opening Day roster for first time in career and was Opening Day shortstop and leadoff hitter April 6 at Detroit.
- Hit .218 (39-for-179) with seven doubles, three triples, 11 RBI and two walks in 49 games and was optioned to Triple-A Rochester June 7.
- Set season-high with four hits for Red Wings June 10 vs. Indianapolis.
- Hit .308 (20-for-65) with six doubles and three triples in 15 games for the Wings and was recalled from Rochester June 26 when the Twins placed Byron Buxton on the disabled list.
- Hit .217 (15-for-69) in 24 games for the Twins and was optioned back to Rochester July 31 when the Twins acquired Kevin Jepsen.
- Hit .322 (49-for-152) at Rochester, including a average of .403 (27-for-67) in his final 15 and .577 (15-for-26) in his final six; recalled by Minnesota September 1 as part of September additions.
- Used primarily as pinch-runner and pinch-hitter in September.
- Hit .254 (105-for-413) with 20 doubles, nine triples, 36 RBI and 54 runs scored in 126 games between Rochester and Minnesota combined.

**2014:** Optioned to Triple-A Rochester from Twins spring training March 16...hit .351 (13-for-37) with three doubles, four RBI and eight runs scored in final nine games for Red Wings April 20-May 1...recalled from Triple-A Rochester May 3 as the Twins placed Aaron Hicks on the 7-day DL the previous day...made major league debut May 5 at Cleveland as pinch runner; later recorded first major league hit, singling off Cody Allen...recorded first career RBI May 7 vs. Cleveland; later in game hit first career double, off John Axford...was final batter in Twins walk-off win May 27 vs. Texas, hitting the ball back to Joakim Soria, who bobbled the ball and committed the error allowing Eduardo Nunez to score the winning run in the bottom of the ninth...had first career four-hit game and season-high five RBI June 7 vs. Houston...hit first career leadoff home run June 9 at Toronto off R.A. Dickey...placed on the 15-day disabled list June 27 with a deep bone bruise in left knee, an injury suffered running the bases June 25 at Los Angeles-AL; returned from rehab assignment and reinstated from the DL July 18...hit second career leadoff home run July 31 at Kansas City off Yordano Ventura...recorded five-hit game August 3 at Chicago-AL, becoming the fourth rookie in club history with five hits in a game, the previous being Zoilo Versalles (May 27, 1961 at Washington), Rod Carew (May 8, 1967 vs. Washington) and Tim Lincecum (September 16, 1983 vs. Toronto)...was one of five rookies in baseball with a five-hit game on the season...recorded third four-hit game August 13 at Houston, his third leadoff four-hit game in just his 61st career game, the fastest for a leadoff hitter to three four-hit games since Ichiro Suzuki in his first 36 games of 2001; also fastest for a rookie in any spot in his order in their first 61 since Buster Posey had three four-hit games in his first 55 games of 2010...his 78 hits through those 61 games were the most by a Twin in his first 61 games since Kirby Puckett had 85 in 1984...hit safely in season-high 10 straight games August 17-26, hitting .348 (16-for-46) with two doubles, three triples, one home run, six RBI and eight runs scored during the streak...named AL co-Player of the Week with Trevor Plouffe for the period ending August 24th, the first of his career...led baseball in hits (14) and was tied for first in triples (2) and total bases (23); also tied for third in the league in runs scored (7) and was 10th in slugging percentage (.622)...recorded 41 hits in August; paired with Kennys Vargas' 38, totaling 79, it was the second most in Twins history for two rookies in one month, trailing only Bernie Allen (44) and Rich Rollins (40), who combined for 84 in August of 1962...hit .313 (41-for-131) with five doubles, four triples, three home runs, 14 RBI and 23 runs scored in 29 August games; tied with Victor Martinez (Detroit) for most hits in baseball during the month and third in runs scored...among all rookies in baseball in August, he ranked first in hits, tied for first in triples, second in runs scored, fifth in batting average and tied for sixth in RBI...hit safely in 17 straight home games (with an at-bat) August 17-September 19, hitting .400 (32-for-80), the longest for a Twin since Marty Cordova in 1996...also the third-highest home hit-streak in baseball for the season (Denard Span, WAS - 22 and Michael Brantley, CLE - 19)...hit .337 (31-for-92) with 10 doubles in 23 September games; 10 doubles led all rookies in baseball for the month and his batting average ranked second...led all rookies in baseball post-All-Star break in runs scored (51), hits (85), doubles (17), second in triples (7), third in batting average (.314), and tied for fifth in RBI (24)...recorded eight bunt hits, fourth most in the AL and tied for seventh most in baseball...finished tied for third on Twins all-time rookie list in triples (7), tied for fourth in doubles (27) and tied for sixth in stolen bases (20)...129 hits were most for Twins rookie since 2001 (Luis Rivas - 150), 27 doubles most since 1995 (Marty Cordova - 27), 44 extra-base

hits most since 1995 (Cordova - 55), seven triples most since 1979 (John Castino - 8), and 38 multi-hit games most since 2001 (Rivas - 38)...hit .412 (54-for-131) in day games, the best in Twins history, best in baseball and highest since Barry Bonds hit .475 in day games in 2004...hit .301 (37-for-123) against left-handed pitching and .326 (92-for-282) off right-handed pitching...hit .307 (61-for-199) at home and .330 (68-for-206) on the road, the highest among all rookies in baseball...hit .333 (32-for-96) with runners in scoring position and .317 (13-for-41) with RISP and two outs...played 69 games in centerfield (62 starts) and 34 games at shortstop (31 starts); committed four errors in center and two at short...given the Bill Boni Award for Twins Most Outstanding Rookie voted on by the Twin Cities Chapter of the BBWAA.

**2013:** Participated in his first Twins major league spring training; optioned March 11...spent season with Double-A New Britain...hit first Double-A home run June 9 at Bowie...hit over .300 in three different months — .339 (39-for-115) in 28 May games, .304 (31-for-102) in 25 July games and .319 (37-for-116) in 28 August games...named Twins minor league Player of the Week August 23, hitting .429 (12-for-28) with one double, one home run, five RBI and four runs scored in seven games...played 125 games at shortstop, committing 32 errors...ranked third in the Eastern League and second among all Twins minor leaguers in stolen bases (30)...tied for second among Twins minor leaguers in triples (10)...hit .323 (51-for-158) with 14 extra-base hits off left-handed pitching and .286 (109-for-381) with 20 extra-base hits off right-handers...named Eastern League postseason All-Star...named utility player on MiLB.com Twins organizational All-Star team...named ninth best prospect and best defensive infielder in the Twins system by *Baseball America* entering 2014.

**2012:** Spent season with Single-A Ft. Myers, hitting .556 (10-for-18) in first four games...set career-high with five hits May 6 vs. Lakeland...named Twins minor league Player of the Week May 11, batting .414 (12-for-29) with one double, one home run, three RBI and eight runs scored in five games...batted .305 (29-for-95) in 22 April games and .311 (28-for-90) in 22 May games...named Florida State League All-Star Game selection...ranked third in the Twins entire organization in triples (9), fifth in hits (145), tied for eighth in stolen bases (17) and 10th in runs scored (70)...played 85 games at shortstop, 32 games at second base and two games in the outfield, committing 26 errors, which ranked third in the Twins organization...named shortstop on the MiLB.com Twins organizational All-Star team...ranked ninth best prospect in the Twins organization by *Baseball America* entering the 2013 season...added to Twins 40-man roster in November.

**2011:** Spent entire season with Single-A Beloit...batted .293 (27-for-92) against right-handed pitchers and .231 (63-for-273) against lefties...led the Twins organization in errors, committing 28.

**2010:** Split time between Rookie Elizabethton and Single-A Beloit...hit safely in 25 of 30 games at Elizabethton...named 20th best prospect in the Twins organization by *Baseball America* entering 2011.

**2009:** Spent entire season with GCL Twins...named Twins minor league Player of the Week August 8, batting .429 (9-for-21) with seven runs, 11 RBI, two home runs and one double in five games...led team in at-bats (70), runs (30), RBI (25) and stolen bases (12)...ranked 25th best prospect in Twins organization by *Baseball America* entering 2010 season.

**2008:** Spent first season with DSL Twins...finished with a nine-game hitting streak August 11-23, including 10 RBI in that span...batted .322 (19-for-59) with 12 RBI and 12 runs scored in 15 August games...led team and was second in DSL in triples (10).

**PROFESSIONAL:** Signed as an undrafted free agent December 6, 2007; signed by scout Fred Guerrero.

SANTANA'S PLAYING RECORD																			
YEAR	CLUB	AVG	G	AB	R	H	2B	3B	HR	RBI	SH	SF	HB	BB	SO	SB	CS	E	OBP
2008	DSL Twins	.274	51	190	37	52	6	10	1	27	3	4	2	20	38	15	4	14	.343
2009	GCL Twins	.265	44	170	30	45	7	5	3	25	3	2	2	8	27	12	1	14	.302
2010	Elizabethton	.264	30	140	23	37	8	1	4	16	0	0	1	3	30	5	4	8	.285
	Beloit	.238	40	130	14	31	4	3	0	11	2	2	3	7	40	10	4	12	.289
2011	Beloit	.247	104	365	55	90	15	5	7	41	10	5	4	25	98	24	15	28	.298
2012	Ft. Myers	.286	121	507	70	145	21	9	8	60	3	3	5	29	77	17	11	26	.329
2013	New Britain	.297	131	539	66	160	22	10	2	45	11	5	8	24	94	30	13	32	.333
2014	Rochester	.268	24	97	15	26	7	2	0	7	2	0	0	6	28	4	1	5	.311
	Ft. Myers	.000	3	11	0	0	0	0	0	0	0	0	0	1	3	1	0	0	.083
	MINNESOTA	.319	101	405	70	129	27	7	7	40	2	1	3	19	98	20	4	6	.353
2015	Rochester	.322	35	152	24	49	10	4	3	15	1	2	0	7	25	6	3	5	.348
	MINNESOTA	.215	91	261	30	56	10	5	0	21	7	0	3	6	68	8	4	16	.241
Minor League Totals		.276	583	2301	334	635	100	49	28	247	35	23	25	130	460	124	56	144	.319
Major League Totals		.278	192	666	100	185	37	12	7	61	9	1	6	25	166	28	8	22	.309

SANTANA'S CAREER FIELDING RECORD							
POSITION	PCT	G	PO	A	E	TC	PB
Outfield	.978	74	175	5	4	184	—
Shortstop	.957	100	145	256	18	419	—
Totals	.964	174	320	261	22	603	—



# ERVIN SANTANA

**HEIGHT/WEIGHT:** 6-2/175

**BATS/THROWS:** R/R

**BORN:** 12/12/82 in San Cristobal, DR

**AGE:** 32

**RESIDES:** San Cristobal, DR

**ACQUIRED:** Signed as a free agent, 12/13/14

**M.L. SERVICE:** 10 years, 101 days

**CONTRACT STATUS:** Signed thru 2018

RHP

54

2015		GAME HIGHS		CAREER	
IP: 8.0, 3x, last 9/5 at HOU	Walks: 4, 2x, last 9/16 vs. DET		IP: 9.0, 13x, last 6/16/12 vs. ARI	Walks: 8, 7/20/06 at KC	
SO: 11, 9/5 at HOU	CG: --		SO: 11, 5x, last 9/5/15 at HOU	CG: 14, last 6/16/12 vs. ARI	
Win-Streak: 5, 8/30-9/27	Low-Hit: --		Win-Streak: 7, 6/6-7/20/06	Low-Hit: 0, 7/27/11 at CLE	

**PERSONAL:** Ervin Ramon Santana...wife, Amy...son, Jonathan, and daughter, Sofia...enjoys teaching young children baseball fundamentals and has been active in Angels and Royals baseball clinics...changed named from Johan in 2003.

## 2015:

- Placed on Restricted List for violation of Major League Baseball's Joint Drug Prevention and Treatment Program and missed Twins first 80 games.
- Made three starts for Rochester June 20-30, going 3-0, 1.74 ERA (20.2 IP, 4 ER).
- Made Twins debut July 5 at Kansas City, allowing two runs on three hits in 8.0 innings pitched with three walks and eight strikeouts; the eight strikeouts were tied for second most ever for a pitcher in their Twins debut (Boof Bonser - 8 in 2006 and Camilo Pascual - 12 in 1961).
- Earned first win as Twin July 17 at Oakland, tossing 7.2 shutout innings with five hits allowed and one walk.
- Posted 15.2 scoreless inning streak July 17-23, the third longest for a Twins starter on the season.
- Recorded consecutive double-digit strikeouts totals with 10 August 30 vs. Houston (7.0 IP) and tied his career-high with 11 in next start September 5 at Houston (8.0 IP)...marked the 15th and 16th time in career with double-digit strikeouts and second time to do it in consecutive starts (2014)...first Twin since Francisco Liriano in 2012 to strikeout double-digit batters in consecutive starts.
- Went 5-1, 1.62 ERA (50.0 IP, 9 ER) with 14 walks and 47 strikeouts in final seven starts from August 30-October 2, including a record of 4-0, 1.75 ERA (36.0 IP, 7 ER) with 11 walks and 34 strikeouts in five September starts...ranked fourth in the AL in ERA for September, tied for third in wins, tied for ninth in innings pitched and tied for 10th in strikeouts.
- Went 5-3, 3.64 ERA (64.1 IP, 26 ER) in 10 road starts and 2-2, 4.53 ERA (43.2 IP, 22 ER) in seven home starts.

**2014:** Spent first season with Atlanta and first in National League after signing with Braves March 12...earned win in first start April 9 vs. New York-NL, tossing 8.0 shutout innings with three hits allowed and no walks...recorded 11 strikeouts in second start April 14 at Philadelphia, 12th time in career with double digit strikeouts...recorded 10-plus strikeouts in consecutive starts: July 23 vs. Miami and 11 July 28 vs. San Diego (13th and 14th career time with double digits); one of 15 pitchers in NL to do so...went 6-0, 2.98 ERA (45.1 IP, 15 ER) in seven starts July 18-August 18; tied for second longest winning streak of career and one of 12 NL pitchers in 2014 to have six-game win-streak-or-longer...held right-handed batters to a .235 (77-for-328) batting average and left-handers to a .291 (116-for-398) average...went 10-4, 3.75 ERA (103.1 IP, 43 ER) in 16 home starts, tied for second most home wins in NL and tied third most in baseball; 10 home wins tied career-high (10-2 at home in 2006)...pitched over 195.0 innings for sixth time in career and struck out over 175 batters for third time in career...ranked 12th in the NL in wins (14) and tied for team-lead with Julio Teheran.

**2013:** Played first and only season with Kansas City after offseason trade...recorded season-high 8.0 innings in two of his first three starts: April 8 vs. Toronto and April 14 vs. Minnesota...named the Royals Pitcher of the Month in April, going 3-1, 2.00 ERA (36.0 IP, 8 ER)...allowed four home runs May 23 vs. Los Angeles-AL, tying career-high...earned 100th career win June 8 vs. Houston...went 2-0, 1.99 ERA (40.2 IP, 9 ER) in six June starts...held opponents to a .207 batting average on road, fourth-best in the A.L...posted a 5-3, 1.99 ERA (68.0 IP, 15 ER) in 10 starts against AL Central opponents...his 1.99 ERA and .187 opponent batting average within the division were best among pitchers with 10-or-more starts vs. the AL Central...his 0.87 WHIP within the division was second in the league among pitchers with 50.0-plus innings pitched...his run support (3.88) was the sixth-lowest in the A.L...walked one batter-or-less in 15 of his 32 starts...ranked ninth in the AL in ERA (3.24), eighth in WHIP (1.14) and opponent batting average (.238), and tied for fourth in quality starts (23)...allowed just 51 walks in 211.0 innings for his lowest walks-per-9.0 innings ratio (2.18) since 2008 (1.93).

**2012:** Pitched final season with Los Angeles-AL...tossed first career one-hit shutout (7th career shutout) June 16 vs. Arizona, joining Nolan Ryan as the only two Angels that have thrown a no-hitter and a one-hitter with the club; fell seven outs shy of the second perfect game in club history...allowed just 49 hits in 67.0 innings in final 11 starts, the third-fewest in baseball from July 30 through the end of the season (minimum 60.0 IP)...recorded 50th career home victory September 21 vs. Chicago-AL, tying career-high with 11 strikeouts; marked fourth 10-plus strikeout game



of 2012 and the 11th of career...posted a 4-10 record, 6.00 ERA in first 19 starts, but was 5-3, 3.76 ERA in final 11 starts...led baseball in home runs allowed (39), one shy of the Angels team record...held right-handed hitters to .213 (68-for-320) average compared to .262 (97-for-370) vs. lefties...made 30-or-more starts for third straight season...traded to Kansas City October 31 in exchange for left-handed pitcher Brandon Sisk.

**2011:** Pitched no-hitter July 27 at Cleveland, allowing an unearned run and a walk, with 10 strikeouts marking the eighth individual no-hitter in Angels history...following no-hitter, was named Co-AL Player of the Week July 25-31 (with Kansas City's Billy Butler)...tossed complete-game victory August 2 vs. Minnesota, becoming first pitcher since 1991 (Tommy Greene, PHI) to earn a complete game win in first start after a no-hitter...the no-hitter was the first in the history of Cleveland's Progressive Field...was sixth Dominican native to toss a no-no, joining Juan Marichal (1963), Ramon Martinez (1995), Jose Jimenez (1999), Ubaldo Jimenez (2010) and Francisco Liriano (2011)...pitched at least 7.2 innings allowing one run-or-less in five straight starts July 22-August 12; since 1990, just three other pitchers accomplished that feat: Chris Carpenter (7 in 2005), Roger Clemens (5 in 1997) and John Smoltz (5 in 1992)...set career-bests in ERA (3.38) and innings pitched (228.2) and tied career-high in starts (33)...ranked tied for sixth in AL in starts, tied for fourth in complete games (4) and seventh in innings pitched...tossed 6.0 innings-or-more in each of final 17 starts.

**2010:** Recorded only 10-plus strikeout game of the year May 25, fanning 10 Blue Jays in a complete game, one of four complete games on season, including one shutout September 21 vs. Texas...tossed 6.0 innings-or-more in 17 of final 19 starts and 28 of 33 starts overall...tossed 7.0 innings-or-more 16 times, going 11-2 in those starts...set career-high in wins (17), tied for the seventh-most wins in the AL...tossed a career-high 222.2 innings...recorded second-best ERA of his career (3.92)...matched career-high with 33 starts on the season (also in 2006, 2011)...21 of 33 outings were quality starts, tied for the eighth in the AL.

**2009:** Tossed fourth career shutout in Angels division-clinching game September 29 vs. Texas, allowing seven hits and one walk with two strikeouts; became first pitcher to toss a shutout in a division-clinching game since Albie Lopez October 5, 2001 for Arizona...made four relief appearances in the ALCS vs. New York-AL...dealt the loss in Game 2, allowing an unearned run in the 12th inning...earned the victory in Game 3, pitching a scoreless 11th inning...became first pitcher in ALCS history to record a loss and a win in consecutive games in the same series.

**2008:** Selected to first career All-Star Game, allowing a run in 1.0 inning (5th) in the AL's 4-3, 15-inning win at New York-AL...struck out seven-plus in seven straight starts August 1-September 4, becoming first Angel pitcher to do so since Nolan Ryan in 1978 (seven starts)...ranked second in the AL in strikeouts (214), the most by an Angel since Chuck Finley had 215 in 1996 and most by a right-hander since Nolan Ryan (223) in 1979...among AL leaders, ranked tied for seventh in wins (16), fourth in innings pitched (219.0), second in strikeouts and fourth in opponent batting average (.237).

**2007:** Finished his first career major league game September 14, when he tossed 3.0 scoreless innings of relief against Chicago-AL...struck out a career high 11 batters on July 3 at Texas, first of two 10-plus strikeout performances of the season (also 10 on September 19 vs Tampa Bay)...ranked third on the Angels staff in strikeouts (126).

**2006:** Completed first full major league season...became fifth pitcher in Angels history with at least 12 wins in both rookie and sophomore seasons (12-8 in 2005 & 12-5 in 2006)...ranked tied for eighth in wins in the AL, ninth in winning percentage (.667), second in opponent batting average (.241) and third in home ERA (3.02).

**2005:** Made major league debut May 17 at Cleveland, allowing six runs on eight hits in 4.0 innings and was dealt the loss...recorded first career major league win with five-hit complete game shutout May 23 vs. Chicago-AL, allowing five hits and one walk with seven strikeouts; became youngest Angel to throw complete game shutout (22 years, 4 months, 13 days) since Jim Abbott (21 years, 7 months, 25 days) May 17, 1989 vs. Boston...was pitcher of record in Game 5 ALDS clincher vs. New York-AL, allowing three runs on five hits in 5.1 innings pitched; became sixth rookie to win decisive postseason series game and third to accomplish feat in previous 20 years (John Lackey - 2002 World Series vs. San Francisco & Jaret Wright - 1997 ALDS vs. New York-AL).

**2004:** Made just eight starts for Double-A Arkansas (Los Angeles-AL) before suffering a strained right elbow July 15, missing the remainder of the season.

**2003:** Started season at Single-A Rancho Cucamonga (Los Angeles-AL) and led California League in ERA (2.53) and average against (.212), and ranked second in strikeouts-per-9.0 innings (9.39) and in runners-per-9.0 innings (10.57)...named the California League Pitcher of the Year and a California League All-Star...named by *Baseball America* as a High-A All-Star.

**2002:** Spent entire season with Single-A Cedar Rapids (Los Angeles-AL), going 14-8, 4.16 ERA (147.0 IP, 68 ER) in 27 starts.

**2001:** Split season between AZL Angels and Single-A Provo, going 5-3, 4.31 ERA (77.1 IP, 37 ER) in 14 games (13 starts).

**PROFESSIONAL:** Signed by Los Angeles-AL as an undrafted free agent September 2, 2000; signed by Angels scout Clay Daniel.



SANTANA'S PITCHING RECORD																				
YEAR	CLUB	W-L	ERA	G	GS	CG	SH	SV	IP	H	R	ER	HR	HB	BB	SO	WP	BK	BAA	
2001	AZL Angels	3-2	3.22	10	9	1	1	0	58.2	40	27	21	0	2	35	69	8	1	.184	
	Provo	2-1	7.71	4	4	0	0	0	18.2	19	17	16	1	2	12	22	3	1	.247	
2002	Cedar Rapids	14-8	4.16	27	27	0	0	0	147.0	133	75	68	10	6	48	146	9	3	.240	
2003	Rancho Cucamonga	10-2	2.53	20	20	1	0	0	124.2	98	44	35	9	7	36	130	14	0	.212	
	Arkansas	1-1	3.94	6	6	0	0	0	29.2	23	15	13	4	3	12	23	1	0	.211	
2004	Arkansas	2-1	3.30	8	8	0	0	0	43.2	41	19	16	3	4	18	48	5	0	.247	
2005	Arkansas	5-1	2.31	7	7	0	0	0	39.0	34	12	10	2	2	15	32	1	0	.234	
	Salt Lake	1-0	4.19	3	3	0	0	0	19.1	19	11	9	2	2	2	17	0	0	.260	
	LOS ANGELES-AL	12-8	4.65	23	23	1	1	0	133.2	139	73	69	17	8	47	99	4	0	.266	
2006	LOS ANGELES-AL	16-8	4.28	33	33	0	0	0	204.0	181	106	97	21	11	70	141	10	2	.241	
2007	Salt Lake	2-1	5.01	5	5	0	0	0	32.1	39	19	18	4	3	10	32	1	0	.305	
	LOS ANGELES-AL	7-14	5.76	28	26	0	0	0	150.0	174	103	96	26	8	58	126	7	0	.288	
2008	LOS ANGELES-AL	16-7	3.49	32	32	2	1	0	219.0	198	89	85	23	8	47	214	5	1	.237	
2009	Rancho Cucamonga	0-0	5.79	1	1	0	0	0	4.2	4	3	3	2	0	0	3	0	0	.222	
	Salt Lake	1-0	3.60	1	1	0	0	0	5.0	3	2	2	0	1	1	4	1	0	.158	
	AZL Angels	0-0	0.00	1	1	0	0	0	3.1	3	0	0	0	0	0	7	0	0	.231	
	LOS ANGELES-AL	8-8	5.03	24	23	2	2	0	139.2	159	83	78	24	10	47	107	4	0	.288	
2010	LOS ANGELES-AL	17-10	3.92	33	33	4	1	0	222.2	221	104	97	27	12	73	169	11	1	.259	
2011	LOS ANGELES-AL	11-12	3.38	33	33	4	1	0	228.2	207	95	86	26	8	72	178	10	1	.241	
2012	LOS ANGELES-AL	9-13	5.16	30	30	1	1	0	178.0	165	109	102	39	9	61	133	4	0	.239	
2013	KANSAS CITY	9-10	3.24	32	32	0	0	0	211.0	190	85	76	26	6	51	161	6	0	.238	
2014	Gwinnett	1-0	8.44	1	1	0	0	0	5.1	8	6	5	1	0	4	3	1	0	.333	
	ATLANTA	14-10	3.95	31	31	0	0	0	196.0	193	90	86	16	4	63	179	9	0	.266	
2015	Rochester	3-0	1.74	3	3	0	0	0	20.2	17	4	4	2	1	4	11	2	0	.227	
	MINNESOTA	7-5	4.00	17	17	0	0	0	108.0	104	50	48	12	4	36	82	3	0	.253	
Minor League Totals		45-17	3.59	97	96	2	1	0	551.1	481	254	220	40	33	197	547	46	5	.231	
American League Totals		112-95	4.18	285	282	14	7	0	1794.2	1738	897	834	241	84	562	1410	64	5	.253	
National League Totals		14-10	3.95	31	31	0	0	0	196.0	193	90	86	16	4	63	179	9	0	.266	
Major League Totals		126-105	4.16	316	313	14	7	0	1990.2	1931	987	920	257	88	625	1589	73	5	.254	

SANTANA'S CAREER FIELDING RECORD									
POSITION	PCT	G	PO	A	E	TC	DP	PB	
Pitcher	.963	316	146	163	12	321	19	—	

SANTANA'S CAREER BATTING RECORD																
BATTING	AVG	AB	R	H	2B	3B	HR	RBI	SH	SF	HB	BB	SO	SB	CS	OBP
Career	.125	88	8	11	2	0	0	3	9	0	0	2	43	0	0	.144

SANTANA'S ALL-STAR GAME RECORD																				
YEAR	HOST	W-L	ERA	G	GS	CG	SH	SV	IP	H	R	ER	HR	HB	BB	SO	WP	BK	BAA	
2008	New York-AL	0-0	9.00	1	0	0	0	0	1.0	1	1	1	1	0	0	2	0	0	.250	

SANTANA'S DIVISION SERIES RECORD																			
YEAR	OPPONENT	W-L	ERA	G	GS	CG	SH	SV	IP	H	R	ER	HR	HB	BB	SO	WP	BK	BAA
2005	New York-AL	1-0	5.06	1	0	0	0	0	5.1	5	3	3	1	1	2	2	0	0	.263
2007	Boston	0-0	0.00	1	0	0	0	0	2.0	0	0	0	0	0	0	2	0	0	.200
2008	Boston	0-0	8.44	1	1	0	0	0	5.1	8	5	5	1	0	0	3	0	0	.255
Division Series Totals		1-0	5.68	3	1	0	0	0	12.2	13	8	8	2	1	2	7	0	0	.255

SANTANA'S CHAMPIONSHIP SERIES RECORD																			
YEAR	OPPONENT	W-L	ERA	G	GS	CG	SH	SV	IP	H	R	ER	HR	HB	BB	SO	WP	BK	BAA
2005	Chicago-AL	0-1	10.38	1	1	0	0	0	4.1	3	6	5	2	1	3	2	0	0	.188
2009	New York-AL	1-1	1.59	4	0	0	0	0	5.2	5	3	1	0	1	4	5	0	0	.250
Championship Series Totals		1-2	5.40	5	1	0	0	0	10.0	8	9	6	2	2	7	7	0	0	.222

# SANTANA'S 2015 GAME LOGS

DATE	OPP.	W	L	SV	SVO	HLD	ERA	GS	CG	IP	H	R	ER	HR	BB	IBB	HB	SO	AVG	#PIT
7/5	@KC	0	0	0	0	0	2.25	1	0	8.0	3	2	2	1	3	1	0	8	.120	93
7/10	Det	0	0	0	0	0	6.00	1	0	4.0	8	6	6	3	3	0	0	5	.244	81
7/17	@Oak	1	0	0	0	0	3.66	1	0	7.2	5	0	0	0	1	0	0	1	.216	103
7/23	@LAA	1	0	0	0	0	2.60	1	0	8.0	4	0	0	0	0	0	1	7	.196	91
7/29	Pit	0	1	0	0	0	3.78	1	0	5.2	8	8	6	2	4	1	0	3	.220	107
<b>July</b>		<b>2</b>	<b>1</b>	<b>0</b>	<b>0</b>	<b>0</b>	<b>3.78</b>	<b>5</b>	<b>0</b>	<b>33.1</b>	<b>28</b>	<b>16</b>	<b>14</b>	<b>6</b>	<b>11</b>	<b>2</b>	<b>1</b>	<b>24</b>	<b>.220</b>	<b>475</b>
8/3	@Tor	0	1	0	0	0	3.89	1	0	6.0	6	3	3	2	3	0	0	2	.225	108
8/8	@Cle	0	1	0	0	0	5.40	1	0	2.1	10	8	8	0	2	0	0	1	.265	71
8/13	Tex	0	0	0	0	0	5.66	1	0	6.0	8	5	5	1	2	0	0	1	.272	92
8/19	@NYY	0	1	0	0	0	5.53	1	0	7.2	7	4	4	2	2	0	1	6	.269	108
8/25	@TB	0	0	0	0	0	6.05	1	0	2.2	8	5	5	0	2	0	0	1	.286	60
8/30	Hou	1	0	0	0	0	5.40	1	0	7.0	6	0	0	0	0	0	1	10	.282	109
<b>August</b>		<b>1</b>	<b>3</b>	<b>0</b>	<b>0</b>	<b>0</b>	<b>7.11</b>	<b>6</b>	<b>0</b>	<b>31.2</b>	<b>45</b>	<b>25</b>	<b>25</b>	<b>5</b>	<b>11</b>	<b>0</b>	<b>2</b>	<b>21</b>	<b>.341</b>	<b>548</b>
9/5	@Hou	1	0	0	0	0	4.93	1	0	8.0	6	1	1	0	2	0	0	11	.274	119
9/11	@CWS	1	0	0	0	0	4.73	1	0	7.0	6	2	2	1	2	0	1	6	.272	107
9/16	Det	0	0	0	0	0	4.55	1	0	7.0	4	2	2	0	4	0	0	5	.266	109
9/22	Cle	1	0	0	0	0	4.31	1	0	7.0	5	1	1	0	1	0	0	7	.260	106
9/27	@Det	1	0	0	0	0	4.10	1	0	7.0	6	1	1	0	2	0	0	5	.258	104
10/2	KC	0	1	0	0	0	4.00	1	0	7.0	4	2	2	0	3	0	0	3	.253	110
<b>Sept./Oct.</b>		<b>4</b>	<b>1</b>	<b>0</b>	<b>0</b>	<b>0</b>	<b>1.88</b>	<b>6</b>	<b>0</b>	<b>43.0</b>	<b>31</b>	<b>9</b>	<b>9</b>	<b>1</b>	<b>14</b>	<b>0</b>	<b>1</b>	<b>37</b>	<b>.204</b>	<b>655</b>
<b>Totals</b>		<b>7</b>	<b>5</b>	<b>0</b>	<b>0</b>	<b>0</b>	<b>4.00</b>	<b>17</b>	<b>0</b>	<b>108.0</b>	<b>104</b>	<b>50</b>	<b>48</b>	<b>12</b>	<b>36</b>	<b>2</b>	<b>4</b>	<b>82</b>	<b>.253</b>	<b>1678</b>



# KURT SUZUKI

**HEIGHT/WEIGHT:** 5-11/203

**BATS/THROWS:** R/R

**BORN:** 10/4/83 in Wailuku, HI

**AGE:** 32

**RESIDES:** Torrance, CA

**ACQUIRED:** Signed as free agent, 12/23/13

**M.L. SERVICE:** 8 years, 113 days

**CONTRACT STATUS:** Signed thru 2016

C

8

2015		GAME HIGHS		CAREER	
Hits: 3, 5x, last 9/26 at DET	HR: 1, 5x, last 9/9 at KC		Hits: 4, 5x, last 8/28/10 at TEX	HR: 2, 2x, last 8/17/11 vs. BAL	
RBI: 2, 9x, last 8/21 at BAL	Grand Slam: --		RBI: 5, 6/20/08 vs. FLA	Grand Slam: 1, 9/10/07 at SEA	
Hit-Streak: 6, 6/14-20	SB: --		Hit-Streak: 10, 2x, last 5/3-19/13	SB: 2, 6/10/09 vs. MIN	

**PERSONAL:** Kurt Kiyoshi Suzuki (pronounced soo-ZOO-kee)...wife, Renee...daughter, Malia (4/28/11), and son, Kai (11/4/13)...2001 graduate of H.P. Baldwin HS in Wailuku, Maui, Hawaii...attended Cal State Fullerton, majoring in Kinesiology...won the Johnny Bench Award following the 2004 season, given annually to the nation's top collegiate catcher...also named All-America selection by *Baseball America* and *Collegiate Baseball*, and was named Big West Player of the Year after hitting .413 with 16 home runs and 87 RBI...led Fullerton to the College World Series championship; his two-out RBI-single in the bottom of the seventh inning broke a 2-2 tie to lead the Titans to a 3-2 win over Texas in the championship game...hosted the inaugural Kurt Suzuki Baseball Clinic in Maui in 2012 to raise awareness for the All PONO Sports Organization, which promote healthy lifestyles and exercise for children in Hawaii, as well as teaching baseball fundamentals...started the Kurt Suzuki Family Foundation in 2011 to support the scientific research of chronic illnesses-specifically kidney disease research-and encourage and promote healthy lifestyle choices...is an ambassador for the NephCure Foundation...along with his wife, raised over \$61,000 for the Jon Wilhite Recovery Fund to help alleviate medical costs accrued by his friend and former Cal State Fullerton teammate who was injured in the tragic car accident that took the lives of Angels pitcher Nick Adenhardt and three others in 2009...named co-recipient of the 2009 Dave Stewart Community Service Award, which is given annually to an A's player for outstanding work in the community...voted the 2009 Catfish Hunter Award winner by his teammates, an honor for the A's player's performance on the field and conduct in the clubhouse.

## 2015:

- Began second season with Twins and was club's Opening Day catcher, the seventh time in his career to start the Opener at catcher (2 with Twins, 5 with Oakland).
- Homered in consecutive games for the eighth time in his career and first time since 2010 April 16 vs. Kansas City and April 18 vs. Cleveland.
- Recorded 900th career hit May 13 at Detroit, doubling off Kyle Lobstein.
- Played in 1,000th career game May 14 at Detroit.
- Hit safely in season-high six straight June 14-20.
- Hit walk-off single August 1 vs. Seattle, the fifth walk-off hit for the Twins on the season and ninth of his career.
- Hit 200th career double August 27 at Tampa Bay.
- Hit .290 (36-for-124) with runners in scoring position and .308 (16-for-52) with RISP and two outs.
- Caught 130 games (123 starts), the third most of his career and most since 2009 (135)...130 games ranked second in the AL, trailing Salvador Perez (139) and third in baseball, trailing Perez and Yadier Molina (134)...most games caught for a Twin since 2008, when Joe Mauer caught 135.

**2014:** Made Twins debut March 31 at Chicago-AL, hitting second and catching, going 2-for-4 with three RBI, becoming the first Twin to drive in three runs on Opening Day since Shannon Stewart drove in three April 5, 2004 vs. Cleveland...became the 11th Twin to ever drive in three-plus runs on Opening Day, and second in club history to do so in Twins debut; the other was Brant Aleya, who drove in seven in his first game as Twin April 7, 1970 at Chicago-AL, coincidentally the only other time in club history the Twins opened in Chicago...recorded 19 RBI in March/April for an average of 3.32 at-bats-per-RBI, the highest among qualifiers in baseball...set a Twins record for most RBI for a catcher in March/April, and his second most RBI of any month in his career (24 in September of 2009)...hit first home run as Twin April 19 at Kansas City, a solo shot off Bruce Chen...hit first career inside-the-park home run and 49th in Twins history May 20 at San Diego; first for a Twin since Joe Mauer July 21, 2007 vs. Los Angeles-AL...hit safely in 13 straight home games June 4-July 6, hitting .431 (22-for-51) with seven doubles and nine runs scored during the streak...hit safely in nine straight June 11-22, hitting .424 (14-for-33) during the span...played in 900th career game June 22 vs. Chicago-AL...pre-All-Star break, led all AL catchers in doubles (18) and batting average (.309), ranked second in hits (86), tied for second in RBI (37) and tied for fourth in walks (23)...named to AL All-Star team for first time in career and was a reserve; caught the ninth inning, helping Glen Perkins earn the save...became eighth catcher in club history to be named an All-Star, joining Earl Battey (1962, 63, 65, 66), John Roseboro (69), Butch Wynegar (76, 77), Dave Engle (84), Tim Laudner (88), A.J. Pierzynski (2002) and Joe Mauer (06, 08, 09, 10, 12, 13)...tied season-high with nine-game hitting

streak September 13-22, hitting .355 (11-for-31) with seven doubles and six RBI during the streak...also doubled in six straight games September 13-19, the longest streak in baseball on the season...ranked third on the Twins in hits (130), doubles (34) and RBI (61)...hit .324 (36-for-111) with runners in scoring position, 12th best in the AL...among catchers in the AL, he ranked first in batting average (.288), on-base percentage (.345) and doubles, fourth in hits, tied for fourth in walks (34), fifth in RBI, and tied for fifth in games (131)...given the Bob Allison Award for Twins best leadership voted on by the Twin Cities Chapter of the BBWAA.

**2013:** Started season with Washington...tied career-high with 10-game hitting streak May 3-19 (last 2009), with exactly one hit in each game during the streak, tying the Nationals franchise record for consecutive games with exactly one hit (Shane Andrews, April 12-23, 1998 with Montreal)...started 61 of the Nationals 84 games at catcher through July 3, then started just 12 of final 43 games with Washington before being traded to Oakland August 23 in exchange for pitcher Dakota Bacus...hit .273 (18-for-66) with two home runs and 13 RBI in 28 games post-All-Star Break...hit .303 (10-for-33) with two home runs and seven RBI in 15 games for the A's...played 94 games overall, his fewest since his rookie season of 2007 (68)...committed six errors, posting a .991 fielding percentage, which ranked fifth best among all catchers in baseball.

**2012:** Was Oakland's Opening Day catcher...acquired by Washington August 3 in exchange for catcher David Freitas...at the time of the trade, he led qualified AL catchers in fielding percentage (.996), opponents caught stealing (23) and caught-stealing percentage (38.3%)...combined to hit .235 with 20 doubles, six home runs and 43 RBI in 75 games with the A's and 43 with the Nationals...batted .267 with five doubles, five home runs and 25 RBI in 43 regular season games with Washington.

**2011:** Made fourth straight Opening Day start at catcher April 1 vs. Seattle, tying him for second most by a catcher in Oakland history; Terry Steinbach holds the record with nine...played 500th career game April 7 at Toronto...placed on Paternity List April 27-28 for the birth of his first child, Malia...struck out twice May 13 vs. Chicago, snapping a career-best streak of 17 games and 73 plate appearances without a strikeout...committed first error of the season May 20, snapping a 78-game errorless streak as a catcher dating back to previous error August 8, 2010; the streak was six short of career-high of 84...recorded second career two-homer game August 17 vs. Baltimore (also June 3, 2010 at Boston)...played 592nd career game as catcher September 25 at Los Angeles-AL, passing Ramon Hernandez for second most in Oakland history...hit 12 of 14 home runs off right-handed pitching...13 of his 14 home runs were solo shots...made 127 starts at catcher, ranking third in the AL.

**2010:** Made third straight Opening Day start at catcher April 5 vs. Seattle, committing two errors, the first two-error game of his career...recorded seventh career walk-off hit (double) April 7 vs. Seattle; it was his third walk-off double, tying Terrence Long for the most in Oakland history...grounded into a triple play August 22 vs. New York-AL, the seventh triple play turned against the A's in club history...placed on 15-day disabled list April 30 with an intercostal strain, his first career stint on the DL...played three games on rehab assignment with Triple-A Sacramento May 11-15...reinstated from the DL May 16 and started each of the A's next 11 games at catcher following his return, matching the longest consecutive games started streak at catcher of his career (June 6-18, 2008 and July 21-August 2, 2008)...drove in the winning run May 18 vs. Seattle with a RBI-single in the bottom of the 10th inning, eighth walk-off of his career, tying him for third most in Oakland history...placed on Bereavement List June 11-15...hit six home runs in June, tied for seventh in the AL and his most ever in a month...signed four-year contract through the 2013 season with a club option for 2014 July 23...tied for the team lead in RBI (71) and tied for second in home runs (13); it marked the second consecutive season he led the club in RBI...ranked fourth in the AL in plate appearances-per-strikeout (11.10) and tied for fifth in hit by pitches (12) and grounded into double plays (22)...A's pitchers posted a 3.27 ERA with him behind the plate, which was the lowest mark in the AL and third lowest in the majors; they had a 4.46 ERA with the other three catchers...ranked second among AL catchers in total chances (868) and putouts (825), and was third in games (123)...committed a career-high eight errors for a .991 fielding percentage, which ranked fourth best among the 14 AL qualifying catchers...ranked second among AL catchers in RBI (66) and tied for third in home runs (13).

**2009:** Hit .343 (23-for-67) in 17 April games...stole a career-high two bases June 10 vs. Minnesota...had three assists in the fifth inning June 18 at Los Angeles-NL and all were putouts to different players (first base, second base and shortstop), first time since 1976 that a catcher recorded three assists in an inning with the putouts going to three different positions (Vic Correll with Atlanta, September 17, 1976 vs. Los Angeles-NL)...committed an error August 2 vs. Toronto, snapping a career best 84-game errorless-streak dating back to April 10...recorded 24 RBI in September, tied for third in the AL...led AL catchers in games started (132) for the second consecutive season; also led in innings (1173.1), putouts (923) and total chances (996), and tied for the lead in games (135)...posted career-highs in runs (74), hits (156), doubles (37), home runs (15), RBI (88), stolen bases (8) and slugging percentage (.421)...led the A's in hits, doubles, RBI, slugging percentage, hit by pitches (8), sacrifice flies (7), multi-RBI games (20) and go-ahead RBI (18)...struck out 59 times for an average of 10.41 plate appearances-per-strikeout, sixth best ratio in the AL...named the third best defensive catcher in the AL in *Baseball America's* Best Tools survey...hit .311 (92-for-296) on the road...ranked eighth in the AL in RBI post-All-Star Break (51).

**2008:** Spent first full season in the majors...had first career four-hit game April 14 at Chicago...hit .327 in first 16 games before being inserted into the leadoff spot April 18...recorded third career walk-off RBI June 20 vs. Florida, doubling in the 11th inning...hit .370 (30-for-81) in June, third in the AL...his first career pinch-hit home run July 10 vs. Seattle...hit walk-off pinch-hit home run August 15 vs. Chicago-AL...hit game-winning pinch-hit double August 28 vs. Minnesota, second game-ending pinch hit of the season...led AL catchers in games (141), games started (136), innings caught (1215.0), total chances (986) and putouts (927)...led the A's in batting average (.279), hits (148), hit-by-pitches (11) and multi-hit games (36), and tied for first in games (148)...tied for seventh in the AL in hit by pitches...tied for the AL lead in pinch home runs (2) and tied for fifth in pinch-hits (5).

**2007:** Began season at Triple-A Sacramento (Oakland)...had contract selected June 10 and made major league debut June 12 at Houston, grounding out as a pinch hitter in first at-bat...recorded first major league hit June 14 at Houston, a pinch-hit single off Brian Moehler...his first career home run June 19 vs. Cincinnati, a solo shot off Todd Coffey...caught Shane Komine July 17 vs. Texas, becoming the first Hawaiian-born battery in major league history...his first career walk-off home run August 16 vs. Chicago-AL, a three-run shot off Matt Thornton with two outs in the bottom of the 10th...his first career grand slam September 10 at Seattle...hit walk-off single in A's final game September 30 vs. Los Angeles-AL...started 56 of the A's final 70 games at catcher following the trade of Jason Kendall July 16...hit six home runs from the nine spot in the order, the third most in the AL.

**2006:** Spent entire season at Double-A Midland (Oakland)...named Texas League All-Star...tossed out 33 of 70 attempted base stealers (47.1%), the second best mark in the Texas League...led all Texas League catchers in fielding percentage (.997) and games (91)...played for the United States in the All-Star Futures game July 9 at Pittsburgh and went 0-for-1...named to the U.S. Olympic Qualifying team...suffered a bruised left wrist while playing for the U.S. team in Cuba and did not return to Midland.

**2005:** Spent first full professional season with Single-A Stockton (Oakland)...led California League in games caught (104)...also led CL catchers in total chances (947), putouts (882), errors (15) and passed balls (19)...reached base safely in 27 consecutive games June 1-July 5...hit first professional grand slam June 17 vs. Rancho Cucamonga...played for the Phoenix Desert Dogs in the Arizona Fall League, hitting .342 with seven RBI and a .447 on-base percentage in 13 games.

**2004:** Spent season at Single-A Vancouver (Oakland)...hit safely in each of his first 12 games July 17-29, hitting .362 during the streak with two home runs and eight RBI.

**PROFESSIONAL:** Selected by Oakland in the second round pick of the 2004 First-Year Player Draft; signed by scout Randy Johnson.

SUZUKI'S PLAYING RECORD																			
YEAR	CLUB	AVG	G	AB	R	H	2B	3B	HR	RBI	SH	SF	HB	BB	SO	SB	CS	E	OBP
2004	Vancouver	.297	46	175	27	52	10	3	3	31	3	3	12	18	26	0	1	1	.394
2005	Stockton	.277	114	441	85	122	26	5	12	65	2	5	12	63	61	5	3	15	.378
2006	Midland	.285	99	376	64	107	26	1	7	55	0	1	9	58	50	5	3	2	.392
2007	Sacramento	.280	55	211	32	59	9	0	3	27	1	3	4	21	41	0	0	3	.351
	OAKLAND	.249	68	213	27	53	13	0	7	39	3	5	3	24	39	0	0	2	.327
2008	OAKLAND	.279	148	530	54	148	25	1	7	42	2	1	11	44	69	2	3	6	.346
2009	OAKLAND	.274	147	570	74	156	37	1	15	88	1	7	8	28	59	8	2	5	.313
2010	Sacramento	.375	3	8	4	3	2	0	1	5	0	0	0	2	1	0	0	0	.500
	OAKLAND	.242	131	495	55	120	18	2	13	71	0	4	12	33	49	3	2	8	.303
2011	OAKLAND	.237	134	460	54	109	26	0	14	44	3	7	7	38	64	2	2	7	.301
2012	OAKLAND	.218	75	262	19	57	15	0	1	18	2	2	3	9	53	1	0	2	.250
	WASHINGTON	.267	43	146	17	39	5	0	5	25	2	3	2	11	20	1	0	3	.321
2013	WASHINGTON	.222	79	252	19	56	11	1	3	25	2	4	3	20	32	2	0	5	.283
	OAKLAND	.303	15	33	6	10	2	0	2	7	0	0	0	2	3	0	0	1	.343
2014	MINNESOTA	.288	131	452	37	130	34	0	3	61	1	7	9	34	46	0	1	4	.345
2015	MINNESOTA	.240	131	433	36	104	17	0	5	50	6	4	7	29	59	0	0	3	.296
Minor League Totals		.283	317	1211	212	343	73	9	26	183	6	12	37	162	179	10	7	21	.381
American League Totals		.257	980	3448	362	887	187	4	67	420	18	37	60	241	441	16	10	38	.314
National League Totals		.239	122	398	36	95	16	1	8	50	4	7	5	31	52	3	0	8	.297
Major League Totals		.255	1102	3846	398	982	203	5	75	470	22	44	65	272	493	19	10	46	.312

SUZUKI'S CAREER FIELDING RECORD								
POSITION	PCT	G	PO	A	E	TC	DP	PB
Catcher	.994	1053	7018	413	46	7477	44	42

SUZUKI'S DIVISION SERIES RECORD																			
YEAR	OPPONENT	AVG	G	AB	R	H	2B	3B	HR	RBI	SH	SF	HB	BB	SO	SB	CS	E	OBP
2012	St. Louis	.235	5	17	0	4	0	0	0	2	0	0	0	2	4	0	0	0	.316


SUZUKI'S ALL-STAR GAME RECORD																			
YEAR	HOST	AVG	G	AB	R	H	2B	3B	HR	RBI	SH	SF	HB	BB	SO	SB	CS	E	OBP
2014	Minnesota	—	1	0	0	0	0	0	0	0	0	0	0	0	0	0	0	0	—



# AARON THOMPSON

**HEIGHT/WEIGHT:** 6-3/203  
**BATS/THROWS:** L/L  
**BORN:** 2/28/87 in Santa Fe, NM  
**AGE:** 28  
**RESIDES:** Houston, TX  
**ACQUIRED:** Signed as minor league free agent, 12/9/11  
**M.L. SERVICE:** 146 days  
**CONTRACT STATUS:** Signed thru 2015

**LHP 64**

2015		GAME HIGHS		CAREER	
IP: 2.1, 5/2 vs. CWS	Walks: 1, 11x, last 6/21 vs. CHC		IP: 4.1, 8/24/11 vs. MIL	Walks: 2, 2x, last 9/18/11 at LAD	
SO: 2, 2x, last 5/9 at CLE	CG: - -		SO: 2, 4x, last 5/9/15 at CLE	CG: - -	
Win-Streak: 1, 6/4	Low-Hit: - -		Win-Streak: 1, 6/4/15	Low-Hit: - -	

**PERSONAL:** Aaron Marshall Thompson...2005 graduate of Second Baptist High School in Houston, TX, where he went 8-3 with two saves and a 0.84 ERA as a senior...also struck out 133 batters in 66.0 innings pitched...signed a letter of intent with Texas A&M before signing with the Florida Marlins.

## 2015:

- Optioned from Twins spring training to Triple-A Rochester March 31 but was recalled April 3 as Ervin Santana was suspended.
- Seven of first eight appearances were scoreless, posting a 0.82 ERA (11.0 IP, 1 ER) in that span.
- Earned first career win June 4 at Boston with 1.0 scoreless inning pitched.
- Optioned to Triple-A Rochester July 6...at time of demotion, ranked first in the AL in games (41) and tied for third in baseball...ranked third on club in holds (9).
- Seven of first eight appearances for Red Wings were scoreless and 12 of his first 14.
- Did not allow a home run in 21 appearances for Red Wings and walked just four batters.
- Appeared in 62 games at both levels combined.
- Held left-handed hitters to a .185 (15-for-81) batting average at both levels combined and held right-handers to a .308 (33-for-107) average.
- Finished tied for 10th in the AL in games (41) among rookies, despite not being on Twins roster in most of July, all of August and September/October.

**2014:** Was an invitee to Twins spring training and reassigned to minor league camp March 24; began season at Triple-A Rochester...posted a 0.90 ERA (10.0 IP, 1 ER) with 11 strikeouts and four walks in 11 June appearances...33 of 46 appearances for the Red Wings were scoreless...held left-handed hitters to a .200 (12-for-60) batting average while at Rochester...led the Red Wings in appearances (46)...had contract selected from Triple-A Rochester August 31 as Samuel Deduno was claimed off waivers by Houston; spent the rest of the season with Minnesota...made Twins debut August 31 at Baltimore, tossing 1.1 scoreless innings of relief, his first major league appearance since September 18, 2011 at Los Angeles-NL, with Pittsburgh...six of seven appearances for Twins were scoreless, posting a 2.45 ERA (7.1 IP, 2 ER)...combined to go 3-3, 3.79 ERA (59.1 IP, 25 ER) with 28 walks and 57 strikeouts in 53 appearances between Rochester and Minnesota.

**2013:** Began season on the 7-day disabled list with stomach viral infection; reinstated April 15 and had contract transferred to Double-A New Britain...appeared in 11 games for the Rock Cats, posting a 0.61 ERA (14.2 IP, 1 ER) and was promoted to Triple-A Rochester May 18...struck out 42 batters in 44.0 innings for the Red Wings, including a stretch of 20 strikeouts in 10 games June 4-July 14...played winter ball in the Venezuelan Winter League with Tigres de Aragua and in the Australian Baseball League with Brisbane.

**2012:** Began season on the restricted list due to violation of Minor League Drug Prevention and Treatment Program...reinstated May 29 and transferred to Double-A New Britain from Triple-A Rochester...first 13 games were as starter, going 3-7, 5.74 ERA (73.2 IP, 47 ER) June 3-August 8...final nine games were as reliever, posting a 2.19 ERA (12.1 IP, 3 ER).

**2011:** Was an invitee to Pirates spring training; reassigned to Double-A Altoona March 14...moved to the Curve's bullpen where he went 2-1, 5.47 ERA (24.2 IP, 15 ER) in 16 games...designated for assignment June 24...outrighted to Double-A Altoona June 30...transferred to Triple-A Indianapolis August 10...allowed just one run in 11.2 innings pitched for Indy (1 start and 2 relief appearances) and had his contract selected by Pittsburgh August 24...made his major league debut August 24 vs. Milwaukee, tossing 4.1 scoreless innings with four hits allowed, two walks and one strikeout...optioned back to Indianapolis after the start...recalled by Pittsburgh September 6 and appeared in three games for the Pirates out of the bullpen...signed with Minnesota as a minor league free agent December 9.

**2010:** Spent first full season in Washington organization...started season with Double-A Harrisburg...transferred to Triple-A Syracuse, April 24 and made one start vs. Rochester before returning to Harrisburg April 26...won back-to-back starts June 22 and 28...earned final win, tossing 6.0 hitless innings with one hit allowed and six walks June 28 at Portland...claimed off waivers by Pittsburgh December 23.



**2009:** Began season with Double-A Jacksonville (Florida)...posted a 2.70 ERA (30.0 IP, 9 ER) in five June starts...acquired by Washington for infielder Nick Johnson July 31 and assigned to Harrisburg...struck out season-high 11 batters and gave up one run in 6.0 innings, but received a no decision August 23 at Portland...established minor league career-high with 146.2 innings pitched.

**2008:** Spent majority of season with Single-A Carolina (Florida)...placed on 7-day disabled list with a left shoulder strain May 16...made two rehab starts with the GCL Marlins and was reinstated July 18...hit first professional home run July 31 vs. Jacksonville...won first game, tossing 7.0 scoreless innings August 10 vs. Mobile...participated in Arizona Fall League and went 1-0 with a 6.00 ERA (15.0 IP, 10 ER) in 11 relief appearances with the Mesa Solar Sox...rated as having the best changeup in the Florida system by *Baseball America* prior to 2009 season.

**2007:** Spent season with Single-A Jupiter (Florida)...ranked second among Florida minor leaguers in ERA (3.37) and surrendered just two home runs...won first decision with 8.0 scoreless innings in fourth start April 24 vs. St. Lucie...made first professional relief appearance April 29 at St. Lucie...struck out season-high 10 batters May 25 vs. Clearwater...won back-to-back starts August 14 and 20.

**2006:** Named to South Atlantic League midseason All-Star team and posted minor league career-highs in wins (8) and strikeouts (119), while spending entire season with Single-A Greensboro (Florida)...was winning pitcher in the All-Star Game June 20; pitched a perfect sixth inning and struck out two batters and earned Pitcher of the Game honors.

**2005:** Started professional career with GCL Marlins...went 3-6 with a 3.96 ERA in 13 total starts...made first professional start June 27 vs. GCL Mets...suffered three straight losses to begin career before first win July 18 at GCL Dodgers...transferred to Single-A Jamestown and picked up lone win with Jammers in second start August 20 at Auburn...allowed three earned runs-or-less in all five starts with Jamestown.

**PROFESSIONAL:** Selected by Florida in the first round (22nd overall) of the 2005 First-Year Player Draft; signed by scout Dennis Cardoza.

THOMPSON'S PITCHING RECORD																			
YEAR	CLUB	W-L	ERA	G	GS	CG	SH	SV	IP	H	R	ER	HR	HB	BB	SO	WP	BK	BAA
2005	GCL Marlins	2-4	4.50	8	8	0	0	0	32.0	42	20	16	1	0	10	41	4	0	.316
	Jamestown	1-2	3.10	5	5	0	0	0	20.1	25	13	7	1	1	10	17	0	0	.301
2006	Greensboro	8-8	3.63	24	24	0	0	0	134.0	139	68	54	12	5	35	114	3	2	.270
2007	Jupiter	4-6	3.37	20	19	0	0	0	115.0	121	64	43	2	4	35	84	9	0	.266
2008	GCL Marlins	0-0	2.00	2	2	0	0	0	9.0	8	2	2	0	0	1	9	0	0	.242
	Carolina	2-5	5.62	16	16	0	0	0	81.2	111	61	51	9	2	40	53	4	2	.331
2009	Greensboro	5-9	4.11	20	20	0	0	0	114.0	121	63	52	7	2	43	75	5	2	.268
	Harrisburg	0-3	3.31	6	6	0	0	0	32.2	32	18	12	3	0	11	27	2	0	.254
2010	Syracuse	1-0	1.80	1	1	0	0	0	5.0	5	1	1	0	0	3	4	0	0	.250
	Harrisburg	4-13	5.80	26	26	0	0	0	136.2	164	96	88	16	5	53	95	5	2	.299
2011	Altoona	4-7	5.16	28	12	0	0	0	83.2	100	55	48	6	2	20	51	9	3	.307
	Indianapolis	1-0	2.84	5	4	0	0	0	19.0	23	6	6	0	0	9	10	0	0	.295
	<b>PITTSBURGH</b>	<b>0-0</b>	<b>7.04</b>	<b>4</b>	<b>1</b>	<b>0</b>	<b>0</b>	<b>0</b>	<b>7.2</b>	<b>13</b>	<b>6</b>	<b>6</b>	<b>2</b>	<b>0</b>	<b>6</b>	<b>1</b>	<b>0</b>	<b>0</b>	<b>.382</b>
2012	New Britain	3-8	5.23	22	13	0	0	0	86.0	115	54	50	9	8	22	45	4	0	.334
2013	New Britain	0-1	0.61	11	0	0	0	3	14.2	11	1	1	0	0	3	11	0	1	.204
	Rochester	3-2	3.48	31	1	0	0	6	44.0	49	20	17	3	1	13	42	3	0	.285
2014	Rochester	3-3	3.98	46	0	0	0	3	52.0	49	27	23	5	1	26	51	4	0	.250
	<b>MINNESOTA</b>	<b>0-0</b>	<b>2.45</b>	<b>7</b>	<b>0</b>	<b>0</b>	<b>0</b>	<b>0</b>	<b>7.1</b>	<b>8</b>	<b>2</b>	<b>2</b>	<b>0</b>	<b>0</b>	<b>2</b>	<b>6</b>	<b>0</b>	<b>0</b>	<b>.286</b>
2015	Rochester	1-1	3.71	21	0	0	0	1	17.0	16	7	7	0	0	4	11	0	0	.239
	<b>MINNESOTA</b>	<b>1-3</b>	<b>5.01</b>	<b>41</b>	<b>0</b>	<b>0</b>	<b>0</b>	<b>0</b>	<b>32.1</b>	<b>32</b>	<b>19</b>	<b>18</b>	<b>2</b>	<b>0</b>	<b>11</b>	<b>17</b>	<b>1</b>	<b>0</b>	<b>.264</b>
Minor League Totals		42-72	4.32	292	157	0	0	13	996.2	1131	576	478	74	31	338	740	52	12	.288
American League Totals		1-3	4.54	48	0	0	0	0	39.2	40	21	20	2	0	13	23	1	0	.268
National League Totals		0-0	7.04	4	1	0	0	0	7.2	13	6	6	2	0	6	1	0	0	.382
Major League Totals		1-3	4.94	52	1	0	0	0	47.1	53	27	26	4	0	19	24	1	0	.290

THOMPSON'S CAREER FIELDING RECORD									
POSITION	PCT	G	PO	A	E	TC	DP	PB	
Pitcher	1.000	52	5	9	0	14	0	—	

THOMPSON'S BATTING RECORD														
BATTING	AVG	AB	R	H	2B	3B	HR	RBI	SH	SF	HB	BB	SO	SB
Career	.000	0	0	0	0	0	0	0	0	0	0	1	0	0
														1.000

# THOMPSON'S 2015 GAME LOGS

DATE	OPP.	W	L	SV	SVO	HLD	ERA	GS	CG	IP	H	R	ER	HR	BB	IBB	HB	SO	AVG	#PIT
4/8	@Det	0	0	0	0	0	4.50	0	0	2.0	3	1	1	0	0	0	0	0	.333	28
4/11	@CWS	0	0	0	0	0	2.70	0	0	1.1	0	0	0	0	0	0	0	1	.231	16
4/12	@CWS	0	0	0	0	0	1.93	0	0	1.1	0	0	0	0	0	0	0	2	.176	15
4/13	KC	0	0	0	0	0	1.69	0	0	0.2	0	0	0	0	0	0	0	0	.167	3
4/16	KC	0	0	0	0	1	1.42	0	0	1.0	0	0	0	0	1	0	0	0	.143	19
4/17	Cle	0	0	0	0	0	1.08	0	0	2.0	0	0	0	0	0	0	0	1	.111	22
4/19	Cle	0	0	0	0	0	0.87	0	0	2.0	1	0	0	0	1	0	0	1	.121	35
4/21	@KC	0	0	0	0	1	0.82	0	0	0.2	0	0	0	0	1	0	0	0	.114	12
4/25	@Sea	0	0	0	0	0	2.19	0	0	1.1	1	2	2	1	1	0	0	1	.128	24
4/26	@Sea	0	0	0	0	0	2.03	0	0	1.0	0	0	0	0	1	1	0	1	.119	17
4/29	Det	0	0	0	1	0	2.57	0	0	0.2	2	1	1	1	0	0	0	0	.152	10
April		0	0	0	1	2	2.57	0	0	14.0	7	4	4	2	5	1	0	7	0.152	201
5/2	CWS	0	0	0	0	1	2.20	0	0	2.1	2	0	0	0	0	0	0	1	.167	28
5/4	Oak	0	0	0	0	1	2.60	0	0	1.0	1	1	1	0	0	0	0	1	.172	20
5/5	Oak	0	0	0	0	0	2.45	0	0	1.0	0	0	0	0	0	0	0	1	.164	10
5/7	Oak	0	0	0	0	1	2.33	0	0	1.0	0	0	0	0	0	0	0	1	.156	13
5/9	@Cle	0	0	0	0	1	2.18	0	0	1.1	1	0	0	0	0	0	0	2	.159	21
5/13	@Det	0	0	0	0	0	2.11	0	0	0.2	2	0	0	0	1	0	0	0	.181	18
5/17	TB	0	0	0	0	0	3.32	0	0	0.1	4	3	3	0	0	0	0	1	.221	21
5/19	@Pit	0	0	0	0	1	3.27	0	0	0.1	1	0	0	0	0	0	0	0	.228	4
5/20	@Pit	0	0	0	0	0	3.27	0	0	0.0	1	0	0	0	0	0	0	0	.238	3
5/22	@CWS	0	1	0	0	0	3.63	0	0	0.1	0	1	1	0	1	0	0	0	.235	7
5/23	@CWS	0	0	0	0	1	3.52	0	0	0.2	0	0	0	0	0	0	0	0	.229	5
5/25	Bos	0	0	0	0	0	3.47	0	0	0.1	0	0	0	0	0	0	0	0	.226	3
5/27	Bos	0	0	0	0	0	3.47	0	0	0.0	1	0	0	0	0	0	0	0	.235	2
5/29	Tor	0	0	0	0	0	3.42	0	0	0.1	0	0	0	0	0	0	0	0	.233	2
May		0	1	0	0	6	4.66	0	0	9.2	13	5	5	0	2	0	0	7	.325	157
6/4	@Bos	1	0	0	0	0	3.28	0	0	1.0	1	0	0	0	0	0	0	0	.233	15
6/5	Mil	0	0	0	0	0	3.65	0	0	0.0	1	1	1	0	0	0	0	0	.242	5
6/6	Mil	0	0	0	0	0	3.96	0	0	0.1	0	1	1	0	1	0	0	0	.242	9
6/8	KC	0	0	0	0	0	3.91	0	0	0.1	1	0	0	0	1	0	0	1	.247	13
6/12	@Tex	0	1	0	0	0	4.21	0	0	0.1	0	1	1	0	1	0	0	0	.245	7
6/13	@Tex	0	0	0	0	0	4.05	0	0	1.0	0	0	0	0	0	0	0	0	.237	13
6/16	@StL	0	0	0	0	0	3.90	0	0	1.0	0	0	0	0	0	0	0	0	.232	6
6/20	ChC	0	0	0	0	0	3.86	0	0	0.1	0	0	0	0	0	0	0	0	.230	2
6/21	ChC	0	0	0	0	0	5.14	0	0	0.0	3	4	4	0	1	1	0	0	.252	12
6/23	CWS	0	0	0	0	0	5.40	0	0	0.1	2	2	1	0	0	0	0	0	.264	11
6/26	@Mil	0	0	0	0	0	5.22	0	0	1.0	1	0	0	0	0	0	0	0	.264	15
6/29	@Cin	0	0	0	0	0	5.04	0	0	1.0	1	0	0	0	0	0	0	1	.263	12
June		1	1	0	0	0	10.80	0	0	6.2	10	9	8	0	4	1	0	2	.357	120
7/1	@Cin	0	0	0	0	0	4.99	0	0	0.1	0	0	0	0	0	0	0	0	.261	6
7/3	@KC	0	1	0	0	0	5.12	0	0	1.0	1	1	1	0	0	0	0	1	.261	13
7/4	@KC	0	0	0	0	1	5.01	0	0	0.2	0	0	0	0	0	0	0	0	.258	4
7/5	@KC	0	0	0	0	0	5.01	0	0	0.0	1	0	0	0	0	0	0	0	.264	3
July		0	1	0	0	1	4.50	0	0	2.0	2	1	1	0	0	0	0	1	.286	26
Totals		1	3	0	1	9	5.01	0	0	32.1	32	19	18	2	11	2	0	17	.264	504



# MICHAEL TONKIN

**HEIGHT/WEIGHT:** 6-7/220

**BATS/THROWS:** R/R

**BORN:** 11/19/89 in Glendale, CA

**AGE:** 25

**RESIDES:** Palmdale, CA

**ACQUIRED:** 30th round, 2008 First-Year Player Draft

**M.L. SERVICE:** 1 year, 5 days

**CONTRACT STATUS:** Signed thru 2015

**RHP 59**

2015		GAME HIGHS		CAREER	
IP: 2.0, 4x, last 10/3 vs. KC	Walks: 2, 9/19-1 vs. LAA		IP: 2.0, 5x, last 10/3/15 vs. KC	Walks: 3, 5/1/14 vs. LAD	
SO: 3, 9/4 at HOU	CG: --		SO: 3, 2x, last 9/4/15 at HOU	CG: --	
Win-Streak: --	Low-Hit: --		Win-Streak: --	Low-Hit: --	

**PERSONAL:** Michael Harvey Tonkin...2008 graduate of Palmdale (CA) High School...brother-in-law of former Twins outfielder Jason Kubel.

## 2015:

- Was optioned from Twins spring training to Triple-A Rochester March 20.
- Was recalled by Minnesota five different times during the season.
- Did not allow a home run at Rochester in 19 appearances from April 19-July 28.
- Set single-game career-high with eight strikeouts (9 batters faced) in 3.0 innings July 3 at Lehigh Valley.
- Held opponents scoreless in eight July appearances while at Rochester (15.0 IP), with two walks and 19 strikeouts...combined to post a 0.34 ERA (26.1 IP, 1 ER) in final two months at Rochester before being recalled by Minnesota September 1.
- Converted eight straight save opportunities for the Red Wings June 30-August 18...finished tied for team lead in saves with Rochester (14).
- Ended season with 10.2 scoreless inning streak from September 13 and on.
- Combined to go 2-1, 1.96 ERA (64.1 IP, 14 ER) with 14 walks and 65 strikeouts in 59 games at Rochester and Minnesota.

**2014:** Was in Twins spring training, optioned to Triple-A Rochester March 24 but recalled from Rochester and was on Opening Day roster as Brian Duensing was placed on Paternity List...made one appearance and was optioned to Rochester April 3; recalled again April 12...posted a 1.29 ERA (7.0 IP, 1 ER) in first nine appearances overall with Minnesota...optioned to Rochester May 18...struck out at least one batter in 14 straight appearances May 29-July 5 with Rochester...ranked third on the Red Wings staff with 39 appearances and led the club in saves with 10 (12 opportunities)...15 of final 19 appearances for Red Wings were scoreless (since July 11), posting a 2.18 ERA (20.2 IP, 5 ER) in that span...recalled September 2...pitched in 10 games in September, posting a 2.70 ERA (6.2 IP, 2 ER) with no walks and seven strikeouts.

**2013:** Participated in his first Twins major league spring training; optioned March 11...began season with Double-A New Britain...did not allow an earned run in 15 consecutive appearances (16.2 IP) April 21-May 28, and was promoted to Triple-A Rochester May 30...did not allow an earned run in first 10 appearances (11.2 IP) for the Red Wings May 30-June 23...recalled by Minnesota July 11 when Caleb Thielbar was placed on the Bereavement List...made major league debut July 11 at Tampa Bay, pitching 1.1 scoreless innings with one strikeout...optioned to Triple-A Rochester July 13...recalled August 20; appeared in one game for the Twins and optioned back to Rochester August 23...converted 14 of 15 save opportunities for the Red Wings, leading the club in saves...recalled September 9 and posted a 1.00 ERA (9.0 IP, 1 ER) in seven September games...posted a 3.03 ERA (68.1 IP, 23 ER) with 76 strikeouts and 19 walks in 61 games between all three levels...led Twins minor leaguers in saves (21)...named reliever on MiLB.com Twins organizational All-Star team...ranked 15th best prospect in Twins system by *Baseball America* entering 2014.

**2012:** Started season with Single-A Beloit and won in first appearance, tossing 2.0 scoreless innings April 6 vs. Peoria...recorded at least one strikeout in 20 of 22 appearances for the Snappers, totaling 53 in 39.0 innings...struck out multiple batters in 15 appearances...selected to play in the Midwest League All-Star Game...promoted to Single-A Ft. Myers June 20...named Twins minor league Pitcher of the Week June 15, tossing 5.2 scoreless innings with three saves, no hits allowed, no walks and 12 strikeouts in five games...named Twins minor league Pitcher of the Month for June, going 0-1, 0.64 ERA (14.1 IP, 1 ER) with two saves and 27 strikeouts in nine games...recorded at least one strikeout in all 22 appearances for the Miracle, totaling 44 in 30.1 innings...struck out multiple batters in 15 appearances...combined to go 4-1, 2.08 ERA (69.1 IP, 16 ER) with 12 saves, 97 strikeouts and 20 walks in 44 appearances between both levels...named reliever on MiLB.com Twins organizational All-Star team...played for Peoria Javelinas in the Arizona Fall League, going 1-0, 2.45 ERA (14.2 IP, 4 ER) with three walks and seven strikeouts in 10 games...added to the Twins 40-man roster in November.

**2011:** Spent entire season with Single-A Beloit...did not allow a run in 13 consecutive appearances (14.2 IP) May 23-June 28...posted a 2.13 ERA (12.2 IP, 3 ER) in 10 June appearances...recorded at least one strikeout in 11 straight appearances (23 total) July 9-August 15...allowed just three home runs on the season and just one in final 40 appearances since May 2...tied for team-lead in appearances (48).

**2010:** Started season with Single-A Beloit...went 3-6, 4.29 ERA (65.0 IP, 31 ER) in 13 games (12 starts) for the Snappers...transferred to Rookie Elizabethton July 19...eight of 10 appearances for the E-Twins were scoreless — seven of those scoreless appearances were outings of 2.0 innings-or-more.

**2009:** Spent entire season with Rookie GCL Twins...named Twins minor league Pitcher of the Week July 17, going 1-0, 0.00 ERA (7.0 IP) with two hits allowed and 15 strikeouts in one start...went 2-1, 1.73 ERA (26.0 IP, 5 ER) in five August games (4 starts)...finished second in the GCL in strikeouts (60).

**2008:** Spent first professional season with GCL Twins, going 0-1, 3.27 ERA (11.0 IP, 4 ER) in six games (1 start)...ranked 30th best prospect in the Twins organization by *Baseball America* entering the 2009 season.

**PROFESSIONAL:** Selected by the Twins in the 30th round of the 2008 First-Year Player Draft; signed by Twins scout Dan Cox.

TONKIN'S PITCHING RECORD																				
YEAR	CLUB	W-L	ERA	G	GS	CG	SH	SV	IP	H	R	ER	HR	HB	BB	SO	WP	BK	BAA	
2008	GCL Twins	0-1	3.27	6	1	0	0	0	11.0	10	4	4	0	1	3	8	0	0	.244	
2009	GCL Twins	3-4	3.62	11	9	0	0	0	54.2	55	30	22	2	4	9	60	5	0	.258	
2010	Elizabethton	1-0	1.08	10	0	0	0	1	25.0	18	6	3	1	4	4	26	1	0	.196	
	Beloit	3-6	4.29	13	12	0	0	0	65.0	76	43	31	7	8	18	40	7	0	.287	
2011	Beloit	4-3	3.87	48	3	0	0	2	76.2	82	41	33	3	8	24	69	6	0	.271	
2012	Beloit	3-0	1.38	22	0	0	0	6	39.0	29	8	6	1	1	9	53	5	0	.206	
	Ft. Myers	1-1	2.97	22	0	0	0	6	30.1	24	12	10	2	2	11	44	1	0	.212	
2013	Rochester	1-2	4.41	30	0	0	0	14	32.2	33	18	16	3	1	8	36	0	0	.256	
	New Britain	1-2	2.22	22	0	0	0	7	24.1	21	10	6	0	3	8	30	2	0	.216	
	MINNESOTA	0-0	0.79	9	0	0	0	0	11.1	9	6	1	0	0	3	10	1	0	.205	
2014	Rochester	3-4	2.80	39	0	0	0	10	45.0	41	18	14	2	2	12	46	1	0	.246	
	MINNESOTA	0-0	4.74	25	0	0	0	0	19.0	23	13	10	2	2	6	16	1	0	.307	
2015	Rochester	2-1	1.10	33	0	0	0	14	41.0	25	5	5	2	1	5	46	4	0	.174	
	MINNESOTA	0-0	3.47	26	0	0	0	0	23.1	21	9	9	4	1	9	19	1	0	.239	
Minor League Totals		22-24	3.04	256	25	0	0	60	444.2	414	195	150	23	35	111	458	32	0	.243	
Major League Totals		0-0	3.35	60	0	0	0	0	53.2	53	28	20	6	3	18	45	3	0	.256	

TONKIN'S CAREER FIELDING RECORD								
POSITION	PCT	G	PO	A	E	TC	DP	PB
Pitcher	1.000	60	3	10	0	13	1	—

TONKIN'S 2015 GAME LOGS																				
DATE	OPP.	W	L	SV	SVO	HLD	ERA	GS	CG	IP	H	R	ER	HR	BB	IBB	HB	SO	AVG	#PIT
4/30	CWS	0	0	0	0	0	0.00	0	0	0.1	0	0	0	0	0	0	0	0	.000	1
April		0	0	0	0	0	0.00	0	0	0.1	0	0	0	0	0	0	0	0	.000	1
5/2	CWS	0	0	0	0	1	0.00	0	0	0.1	0	0	0	0	0	0	0	0	.000	7
5/5	Oak	0	0	0	0	0	0.00	0	0	0.1	0	0	0	0	0	0	0	0	.000	4
5/7	Oak	0	0	0	0	1	4.50	0	0	1.0	1	1	1	1	1	0	0	2	.143	21
5/8	@Cle	0	0	0	0	0	6.00	0	0	1.0	1	1	1	1	0	0	0	0	.182	8
5/10	@Cle	0	0	0	0	0	4.50	0	0	1.0	1	0	0	0	0	0	0	1	.200	14
5/13	@Det	0	0	0	0	1	3.60	0	0	1.0	1	0	0	0	0	0	0	1	.211	14
5/17	TB	0	0	0	0	0	6.35	0	0	0.2	3	2	2	0	0	0	0	1	.292	21
5/20	@Pit	0	0	0	0	1	6.00	0	0	0.1	0	0	0	0	0	0	0	0	.280	2
5/22	@CWS	0	0	0	0	0	5.40	0	0	0.2	1	0	0	0	0	0	0	1	.296	10
5/27	Bos	0	0	0	0	1	5.14	0	0	0.1	0	0	0	0	1	0	0	0	.286	7
May		0	0	0	0	5	5.40	0	0	6.2	8	4	4	2	2	0	1	7	.296	108
6/3	@Bos	0	0	0	0	0	5.63	0	0	1.0	1	1	1	1	1	0	0	0	.281	16
6/12	@Tex	0	0	0	0	0	5.40	0	0	0.1	1	0	0	0	0	0	0	0	.303	2
6/13	@Tex	0	0	0	0	0	4.82	0	0	1.0	0	0	0	0	0	0	0	1	.278	11
6/15	@StL	0	0	0	0	0	4.50	0	0	0.2	1	0	0	0	1	0	0	1	.282	17
6/21	ChC	0	0	0	0	0	5.73	0	0	1.0	2	2	2	2	1	1	0	1	.295	26
June		0	0	0	0	0	6.75	0	0	4.0	5	3	3	2	3	0	0	3	.313	72
8/14	Cle	0	0	0	0	0	6.17	0	0	0.2	2	1	1	0	0	0	0	0	.313	9
August		0	0	0	0	0	13.50	0	0	0.2	2	1	1	0	0	0	0	0	.500	9
9/4	@Hou	0	0	0	0	0	6.39	0	0	1.0	3	1	1	0	0	0	0	3	.333	25
9/13	@CWS	0	0	0	0	0	5.93	0	0	1.0	0	0	0	0	0	0	0	1	.316	13
9/17	LAA	0	0	0	0	0	5.17	0	0	2.0	2	0	0	0	0	0	0	1	.308	28
9/19	LAA	0	0	0	0	0	5.06	0	0	0.1	0	0	0	0	2	1	0	1	.303	15
9/24	Cle	0	0	0	0	0	4.50	0	0	2.0	0	0	0	0	1	1	0	1	.278	27
9/25	@Det	0	0	0	0	0	4.42	0	0	0.1	0	0	0	0	0	0	0	0	.278	2
9/27	@Det	0	0	0	0	0	3.98	0	0	2.0	1	0	0	0	1	0	0	1	.266	30
9/30	@Cle	0	0	0	0	0	3.80	0	0	1.0	0	0	0	0	0	0	0	0	.256	10
10/3	KC	0	0	0	0	0	3.47	0	0	2.0	0	0	0	0	0	0	0	1	.239	22
Sept/Oct.		0	0	0	0	0	0.77	0	0	11.2	6	1	1	0	4	2	0	9	.150	172
Totals		0	0	0	0	5	3.47	0	0	23.1	21	9	9	4	9	2	1	19	.239	362



# KENNYSVARGAS

**HEIGHT/WEIGHT:** 6-5/289

**BATS/THROWS:** S/R

**BORN:** 8/1/90 in Canovanas, PR

**AGE:** 25

**RESIDES:** Morovis, PR

**ACQUIRED:** Signed as an undrafted free agent, 2/25/09

**M.L. SERVICE:** 161 days

**CONTRACT STATUS:** Signed thru 2015

1B/DH

19

2015		GAME HIGHS		CAREER	
Hits: 4, 6/22 vs. CWS	HR: 1, 5x, last 6/22 vs. CWS		Hits: 4, 6/22/15 vs. CWS	HR: 1, 14x, last 6/22/15 vs. CWS	
RBI: 4, 6/22 vs. CWS	Grand Slam: --		RBI: 5, 8/23/14 vs. DET	Grand Slam: --	
Hit-Streak: 5, 5/6-12	SB: --		Hit-Streak: 8, 8/29-9/5/14	SB: --	

**PERSONAL:** Kennys Vargas (pronounced KEN-ee)...wife, Marta...daughter, Kamila (7/8/14)...attended Luis Hernaiz Verone (PR) High School in Calle Autonomia, Canovanas, Puerto Rico, the sixth player from that school to play professionally.

## 2015:

- Made Twins Opening Day roster for first time in career and was Opening Day designated hitter, batting fifth on April 6 at Detroit.
- Hit .248 (26-for-105) with three doubles, three home runs and 10 RBI for the Twins before being optioned to Triple-A Rochester May 19.
- Recorded two homer game with four RBI for Red Wings May 22 at Norfolk (Game 1).
- Recalled from Rochester June 8.
- Recorded career-high four hits, including a home run and season-high four RBI June 22 vs. Chicago-AL.
- Appeared in 18 games for the Twins and was optioned to Double-A Chattanooga July 1.
- Named Southern League Player of the Week August 10, hitting .435 (10-for-23) with one double, two triples, three home runs, 10 RBI, seven walks and a .548 on-base percentage in seven games.
- Promoted to Rochester August 11.
- Named Twins minor league Player of the Week August 16, hitting .391 (9-for-23) with two doubles, one home run, eight RBI, nine walks and a .563 on-base percentage in eight games.
- Recalled by Minnesota September 1 as part of September additions.

**2014:** Was optioned to Double-A New Britain from Twins spring training March 9...named Twins minor league Player of the Week May 4 after hitting .476 (10-for-21) with two doubles, three home runs, seven RBI and five walks in seven games...hit .358 (38-for-106) with seven doubles, five home runs and 24 RBI in 29 May games...hit six home runs with 20 RBI in an 11-game span June 6-19...named Eastern League Midseason All-Star...participated in the SiriusXM Futures Game at Target Field July 13 for the World Team; batted fourth and played first base, going 1-for-4 with a double...hit .281 (100-for-356) with 17 doubles, 17 home runs and 63 RBI in 97 games for the Rock Cats and was recalled July 31 when the Twins traded outfielder Sam Fuld to Oakland...made major league debut August 1 at Chicago-AL, batting sixth and playing first base; recorded first career hit with two-RBI double off Chris Sale...hit first career home run August 5 vs. San Diego, a three-run shot off Jesse Hahn...recorded multiple-RBI five times in first 15 games (through August 17), making him the first player in club history to do so...set season-high with five RBI August 23 vs. Detroit (Game 1)...through games of August 23, had 22 RBI in 21 games, the first rookie to have as many in such few games since Albert Pujols also had 22 in 2001...hit .309 (38-for-123) with seven doubles, four home runs, 24 RBI, 17 runs scored, 11 multi-hit games, hitting safely in 24 of 29 games in August...the 24 RBI were tied with Trevor Plouffe for third most in the AL and tied for fifth most in baseball...38 hits were tied for third most in the AL...among rookies in baseball during August, he ranked first in RBI, tied for second in hits, tied for third in runs and, sixth in batting average...among Twins all-time rookies, the 24 RBI tied him with Gary Gaetti (July 1982) for second most all-time for any month (record held by Jimmie Hall, 27 in August of 1963)...recorded 38 hits in August, paired with Danny Santana's 41, totaling 79, the second most in Twins history for two rookies in one month, trailing only Bernie Allen (44) and Rich Rollins (40), who combined for 84 in August of 1962...set season-high with eight-game hitting streak August 29-September 5, hitting .314 (11-for-35) with eight RBI during the streak...through games of September 3, he had 43 hits and 31 RBI in just 32 major league games; according to Elias, prior to Vargas, the most recent players who registered at least 40 hits and 30-or-more RBI in so few games into their careers were Albert Pujols (40/30 in his 29th game) and Joe DiMaggio (52/32 in 28th game)...recorded 38 RBI from August 1 through end of season, tied for fourth most in baseball since that date through the end of the season and tied for seventh most in baseball...led all rookies in baseball post-All-Star break in RBI (38), tied for sixth in hits (59), and tied for seventh in doubles (10)...recorded 5.66 RBI-per-at-bat ratio, the second highest in Twins history for a rookie (min. 150 at-bats), trailing Brian Buscher (4.64 in 2008)...given the Sherry Robertson Award for Twins minor league Player of the Year.

**2013:** Spent season with Single-A Ft. Myers...hit .313 (30-for-96) with eight doubles, eight home runs, 30 RBI and 15 walks in 28 May games...hit .361 (30-for-83) with nine doubles and 18 RBI in 23 June games...named Florida State League midseason and postseason All-Star...recorded

second career two-homer game and career-high six RBI July 27 vs. Clearwater...recorded 93 RBI, the most in the Florida State League and seventh most among all Single-A players...93 RBI marked the most for a Miracle player since Erik Lis had 97 in 2007...tied for second in the FSL in home runs (19)...hit .282 (42-for-149) with nine doubles and five home runs from the right side and .260 (80-for-308) with 24 doubles and 14 home runs from the left side...added to Twins 40-man roster November 20...ranked 20th best prospect in Twins system by *Baseball America* entering 2014.

**2012:** Spent season with Single-A Beloit...missed the Snappers first 29 games, serving part of a 50-game MLB drug suspension from August 11, 2011...hit two home runs in first game July 22 vs. Great Lakes...homed six times in first nine games July 22-31, including second professional grand slam July 28 at Peoria...reached base safely in final 22 games August 12-September 3, including a 12-game hitting streak August 12-24...named Twins minor league Player of the Week August 24, hitting .429 (12-for-28) with one double, one home run, five RBI and four runs scored in seven games...hit .296 (8-for-27) with no home runs and five RBI from the right side and .323 (41-for-127) with 11 home runs and 31 RBI from the left side.

**2011:** Spent entire season with Rookie Elizabethton...homed in first two games June 21 and 22 vs. Bluefield...hit safely in season-high 10 straight games July 1-14, hitting .432 (16-for-37) with 15 RBI and a .488 on-base percentage in that span...suspended for 50 games August 11 for violating MLB's drug policy...hit .349 (15-for-43) with three extra-base hits from the right side and .313 (41-for-131) with 14 extra-base hits from the left side.

**2010:** Spent entire season in Gulf Coast League...named GCL postseason All-Star...hit .383 (36-for-94) from the left side and .208 (10-for-48) from the right side...led team in batting average (.324), RBI (26), doubles (15) and slugging percentage (.507), second in games (39), and third in at-bats (142)...finished second in Gulf Coast League in doubles.

**2009:** Spent first professional season with GCL Twins...hit first professional grand slam and home run in second career game June 28 at GCL Rays...hit .333 (6-for-18) with two homers from the right side and .242 (22-for-91) with one home run from the left side.

**PROFESSIONAL:** Signed by the Twins as an undrafted free agent, February 25, 2009; signed by scout Hector Otero.

VARGAS' PLAYING RECORD																			
YEAR	CLUB	AVG	G	AB	R	H	2B	3B	HR	RBI	SH	SF	HB	BB	SO	SB	CS	E	OBP
2009	GCL Twins	.257	35	109	12	28	7	0	3	18	0	1	3	17	34	2	0	3	.369
2010	GCL Twins	.324	39	142	24	46	15	1	3	26	0	2	3	13	40	1	0	3	.388
2011	Elizabethton	.322	44	174	27	56	11	0	6	33	0	1	1	15	50	0	0	4	.377
2012	Beloit	.318	41	154	22	49	10	1	11	36	0	3	1	28	41	0	0	3	.419
2013	Ft. Myers	.267	125	457	68	122	33	1	19	93	0	6	7	50	105	0	0	11	.344
2014	New Britain	.281	97	356	50	100	17	0	17	63	0	3	3	43	68	0	2	4	.360
	MINNESOTA	.274	53	215	26	59	10	1	9	38	0	4	3	12	63	0	0	3	.316
2015	Chattanooga	.287	35	122	20	35	3	2	7	24	0	1	2	26	32	0	0	3	.417
	Rochester	.279	38	122	20	34	6	0	6	22	0	1	2	26	39	0	0	2	.411
	MINNESOTA	.240	58	175	18	42	4	0	5	17	0	0	0	9	54	0	0	0	.277
Minor League Totals		.287	454	1636	243	470	102	5	72	315	0	18	22	218	409	3	2	33	.375
Major League Totals		.259	111	390	44	101	14	1	14	55	0	4	3	21	117	0	0	3	.299

VARGAS' CAREER FIELDING RECORD								
POSITION	PCT	G	PO	A	E	TC	DP	PB
First Base	.988	100	219	19	3	241	17	—





**PLAYERS DID NOT FINISH WITH TWINS**



# JORDAN SCHAFER

**HEIGHT/WEIGHT:** 6-1/203

**BATS/THROWS:** L/L

**BORN:** 9/4/86 in Hammond, IN

**AGE:** 29

**RESIDES:** Haines City, FL

**ACQUIRED:** Claimed off waivers from Atlanta, 8/3/14

**M.L. SERVICE:** 5 years, 24 days

OF

**PERSONAL:** Jordan James Schafer...attended Winter Haven (FL) High School...was a two-way player, hitting .478 as a senior and going 11-0 on the mound with a 0.71 ERA...struckout 140 batters in 76.0 innings, allowing just 12 walks and 39 hits.

## 2015:

- ✦ Made the Twins Opening Day roster, his fourth straight season on an Opening Day roster, the first with the Twins and the previous three coming with the Braves.
- ✦ Collected a hit in four of his first five games...went 21 hitless at-bats from April 12-22.
- ✦ Collected a season-high three hits April 27 vs. DET and May 4 vs. OAK.
- ✦ Went 0-for-3 in stolen base attempts in 27 games.
- ✦ Placed on the 15-day disabled list with a right knee MCL sprain May 16.
- ✦ Removed from the 15-day disabled list June 18 and unconditionally released.

**2014:** Made Atlanta's Opening Day roster, his third straight season on an Opening Day roster, fourth of his career and second straight with Braves...recorded season-high three hits June 6 at Arizona...stole three bases (4 attempts) July 11 at Chicago-NL, tying his career-high...hit .163 (13-for-80) with four doubles, two RBI, nine runs scored and 15 stolen bases in 63 games for Braves...designated for release or assignment August 1 and claimed off waivers by Minnesota August 3...during time with Atlanta, went 15-for-17 in stolen base attempts, posting a 88.2% success rate, tied for fourth in the NL at time of release...made Twins debut August 5 vs. San Diego, going 1-for-2...reached base five times August 22 vs. Detroit, with two hits and three walks, tying his single-game career-high, previously done June 16, 2011...posted career-high 11-game hitting streak August 21-31, hitting .421 (16-for-38) with three doubles, one triple, nine RBI, nine runs scored, five stolen bases and a .500 on-base percentage in that span...tied career-high with four RBI August 28 at Kansas City...hit only home run of season September 14 at Chicago-AL, a two-run shot off Hector Noesi...finished tied for 12th in baseball in stolen bases (30); went 30-for-37 in steal attempts (81.1%) on the season...hit .285 (37-for-130) with 15 stolen bases and 17 runs scored in 41 games for the Twins.

**2013:** Returned to Atlanta after being claimed off waivers November 1, 2012...hit first career pinch hit home run May 6 at Cincinnati...placed on 15-day disabled list from July 4-August 10 with a right ankle contusion...hit .309 (39-for-123) with 22 runs and a .397 on-base percentage in first 59 games...went 4-for-5, tying career-high with three stolen bases September 2 vs. New York-NL before exiting in the seventh inning with a lower back strain...made first postseason appearance October 7 at Los Angeles-NL as a defensive replacement in rightfield...recorded third consecutive 20 stolen base season...made 51 starts in the field: 23 in centerfield, 20 in rightfield and eight in leftfield...hit .280 (7-for-25) with one home run and three RBI as pinch hitter.

**2012:** Began season with Houston...reached base safely in first 25 games of season April 6-May 4, marking the longest on-base streak of his career; the stretch to begin the season tied the Astros franchise record, set by Denis Menke in 1969...hit first career grand slam April 22 vs. Los Angeles-NL to become the 10th player in Astros franchise history to hit a grand slam while batting leadoff and the first since Craig Biggio July 24, 2007 vs. Los Angeles-NL...placed on 15-day disabled list August 7-31 with left shoulder separation...played in five total minor league games with the GCL Astros (1 game) and Oklahoma City (4 games) on a rehab assignment from August 25-31...hit .200 (3-for-15) during his rehab assignment and stole two bases in five games in the minors before being recalled on September 1...went 27-for-36 in stolen base attempts and did not make an error until his 50th game (June 15)...recorded only two errors all season in 184 total chances for a .989 fielding percentage...claimed off waivers by Atlanta November 1.

**2011:** Began season with Atlanta...recorded career-high five hits June 16 vs. New York-NL...acquired by Houston from Atlanta along with pitchers Juan Abreu, Paul Clemens and Brett Oberholtzer in exchange for outfielder Michael Bourn July 31...placed on 15-day DL with a left middle finger joint injury when acquired by Houston...missed 19 games from July 27-August 22 and was 10-for-20 during a five game minor league rehab assignment...went 22-for-26 in stolen base attempts and was successful in each of his last 14 attempts.

**2010:** Placed on the 15-day disabled list March 26 while recovering from wrist surgery in 2009...began rehab assignment at Single-A Rome (Atlanta) May 3...rehab assignment transferred to Mississippi May 11...rehab assignment transferred to Gwinnett May 15...reinstated from 15-day DL May 17 and was optioned to Gwinnett May 19...transferred to Mississippi on July 23...placed on Mississippi's DL August 2 and was reinstated August 9...was again placed on Mississippi's DL August 19 until the end of the season...hit a combined .201 with 10 doubles, one triple, one home run, 14 RBI and 12 stolen bases between Rome, Mississippi and Gwinnett...committed just two errors, playing mostly in centerfield.

**2009:** Made major league debut in centerfield on April 5 at Philadelphia and became the first Brave to make his MLB debut as a starter on Opening Day since leftfielder Rufino Linares in 1981 vs. Cincinnati...became the first player in baseball history to homer in first major league plate appearance on Opening Day and 10th Brave to homer in MLB debut...entered the season as the Braves third best prospect and the organization's best athlete, best defensive outfielder and best outfield arm by *Baseball America*...optioned to Gwinnett on June 2...had season ending surgery on left wrist September 5.

**2008:** Spent the season with Mississippi after serving a 50-game suspension for violating baseball's performance-enhancing drug policy, going on the restricted list from April 8-May 31...named Braves fourth best prospect by ESPN.com, 67th best overall in the minors and eighth best centerfield prospect...tied for sixth among Braves farmhands in triples (6)...named Mississippi Player of the Month in August, hitting .323 (32-for-99) with six home runs, 20 RBI, seven doubles and 18 runs in 29 games.

**2007:** Led all of minor league baseball in hits (176)...led all Braves minor leaguers in overall runs (86), hits and doubles (49), ranked second in triples (10) and OPS (.892), third in batting average (.312), tied for sixth in home runs (15) and stolen bases (23), and was ninth in RBI (63)...named Rome's April Player of the Month, hitting .364 with four home runs, 17 RBI and 12 runs scored...finished second on Myrtle Beach in hits (128), 10th best in Pelican's history...named to *Baseball America* High Class-A All-Star team...named Carolina League postseason All-Star...named Pelicans Team MVP...named Myrtle Beach's Player of the Month in July, hitting .318 with three home runs, 11 RBI and five stolen bases...ranked third in Carolina League in triples (8), and fifth in batting average (.294) and doubles (34)...played for Peoria in the Arizona Fall League and hit .324 with 34 hits and 16 RBI...named to the AFL All-Prospect Team, AFL Rising Stars Team and was AFL Player of the Week, ending August 15...named Braves top prospect by *Baseball America* entering 2008.

**2006:** Ranked second in the Braves system in triples (7) and tied for fifth in RBI (60)...ranked 27th best Braves prospect by *Baseball America* and best defensive outfielder...was second on the team in games played (114), fourth in hits (93), third in RBI (60) and fourth in slugging percentage (.376).

**2005:** Made professional debut on June 24 vs. GCL Yankees, going 0-for-3...had two four-hit games (July 5 and July 12; both vs. GCL Tigers).

**PROFESSIONAL:** Originally selected by Atlanta in the third round of the 2005 First-Year Player Draft; signed by scout Gregg Kilby.

SCHAFER'S BATTING RECORD																			
YEAR	CLUB	AVG	G	AB	R	H	2B	3B	HR	RBI	SH	SF	HB	BB	SO	SB	CS	E	OBP
2005	GCL Braves	.203	49	182	18	37	12	3	3	19	1	3	1	13	49	13	6	3	.256
2006	Rome	.240	114	388	49	93	15	7	8	60	5	0	1	28	95	15	9	2	.293
2007	Rome	.372	30	129	16	48	15	2	5	20	0	0	0	16	31	4	4	0	.441
	Myrtle Beach	.294	106	436	70	128	34	8	10	43	3	1	1	40	95	19	11	3	.354
2008	Mississippi	.269	84	297	46	80	18	6	10	51	0	0	3	49	88	12	5	0	.378
2009	ATLANTA	.204	50	167	18	34	8	0	2	8	0	1	0	27	63	2	1	0	.313
	Gwinnett	.229	9	35	6	8	0	0	2	3	0	1	0	2	10	3	1	0	.263
2010	Rome	.273	6	22	4	6	2	0	0	1	0	0	0	4	5	2	1	0	.385
	Gwinnett	.201	52	189	16	38	5	1	1	8	5	1	0	14	47	9	8	2	.255
	Mississippi	.175	18	63	7	11	3	0	0	5	0	1	0	8	12	1	1	0	.264
2011	Gwinnett	.256	42	164	21	42	8	0	1	21	5	3	0	14	28	6	3	0	.309
	ATLANTA	.240	52	196	32	47	6	3	1	7	4	0	1	18	42	15	4	2	.307
	Oklahoma City	.500	5	20	4	10	2	0	0	3	0	0	0	2	5	3	1	0	.545
2012	HOUSTON	.245	30	106	14	26	4	0	1	6	0	1	1	10	28	7	0	0	.314
	GCL Astros	.500	1	2	0	1	0	0	0	0	0	0	0	0	0	0	0	0	.500
	Oklahoma City	.154	4	13	2	2	0	0	0	0	0	0	0	2	1	2	0	0	.267
2013	HOUSTON	.211	106	313	40	66	10	2	4	23	6	1	3	36	106	27	9	2	.297
	Gwinnett	.063	8	32	0	2	2	0	0	2	0	0	0	1	4	0	0	0	.091
	ATLANTA	.247	94	231	32	57	8	3	3	21	5	0	0	29	73	22	6	1	.331
2014	ATLANTA	.163	63	80	9	13	4	0	0	2	3	0	0	10	20	15	2	0	.256
	MINNESOTA	.285	41	130	17	37	5	1	1	13	5	0	0	12	28	15	5	2	.345
2015	MINNESOTA	.217	27	69	9	15	3	0	0	5	2	0	0	3	23	0	3	2	.250
Minor League Totals		.257	528	1972	259	506	116	27	40	236	19	10	6	193	470	89	50	10	.323
American League Totals		.261	68	199	26	52	8	1	1	18	7	0	0	15	51	15	8	3	.313
National League Totals		.222	395	1093	145	243	40	8	11	67	18	3	5	130	332	88	22	5	.307
Major League Totals		.228	463	1292	171	295	48	9	12	85	25	3	5	145	383	103	30	8	.308

SCHAFER'S CAREER FIELDING RECORD									
POSITION	PCT	G	PO	A	E	TC	DP	PB	
Outfield	.990	393	802	17	8	827	4	—	



# TIM STAUFFER

**HEIGHT/WEIGHT:** 6-1/218

**BATS/THROWS:** R/R

**BORN:** 6/2/82 in Portland, ME

**AGE:** 33

**RESIDES:** San Diego, CA

**ACQUIRED:** Signed as free agent, 12/23/14

**M.L. SERVICE:** 7 years, 72 days

**RHP**

**PERSONAL:** Timothy James Stauffer (pronounced STAW-fer)...wife, Rosanne...sons, Noah (6/2/12) and Levi (6/29/14)...attended Saratoga Central Catholic (NY) High School, playing baseball, basketball, golf and soccer...played baseball at the University of Richmond for three seasons from 2001-03, going 31-13, 2.16 ERA (346.0 IP, 83 ER) with 24 complete games, 77 walks and 362 strikeouts in 51 career games (45 starts)...threw 13 complete games as sophomore in 2002 and 10 as junior in 2003.

## 2015:

- Made Twins Opening Day roster out of spring training after signing as free agent December 23, 2014.
- Made 13 appearances for the Twins in his first season in American League.
- Earned first win with 2.0 inning outing April 25 at Seattle.
- Allowed runs in six of his 13 appearances with the Twins...six of 13 inherited runners scored (46%).
- Designated for release or assignment on June 11...was unconditionally released June 19.

**2014:** Pitched ninth and final season with San Diego...pitched 3.2 shutout innings in a relief appearance on June 8 vs. Washington, allowing two hits with six strikeouts and one walk; six strikeouts were tied for the third-most by a NL reliever, trailing only Tyler Lyons (8) August 30 vs. Chicago-NL and Stolmy Pimentel (7) June 28 vs. New York-NL...tied career-high with four-game win-streak August 2-30...set career-high with 44th appearance September 28 at San Francisco with 2.1 innings of relief...went 5-0, 2.56 ERA (56.1 IP, 16 ER) with 57 strikeouts and 19 walks in 41 relief appearances...was 1-2, 10.13 ERA (8.0 IP, 9 ER) with 10 strikeouts and four walks in three starts.

**2013:** Started season at Triple-A Tucson (San Diego) and made eight starts before being selected by San Diego May 17...posted a 2.49 ERA (21.2 IP, 6 ER) in final 13 appearances...tossed 15.0 consecutive scoreless innings August 20-September 8, limiting opposing hitters to a .151 (8-for-53) batting average in eight appearances...led Padres relievers in innings (69.2)...69.2 relief innings after recall May 17 ranked third in baseball behind Anthony Swarzak (71.2) and Josh Collmenter (71.0)...held left-handed hitters to a .190 (23-for-121) batting average, fourth lowest in the NL and 12th in baseball among relievers (9th among right-handed relievers)...tossed 1.0-plus inning in 22 of 43 relief appearances and tossed at least 2.0 innings in 18 of 43 appearances...posted a 2.12 ERA (46.2 IP, 11 ER) with 35 strikeouts when pitching 2.0-plus innings (18 times).

**2012:** Began season on 15-day DL with a strained right elbow; reinstated May 14 and made one start May 17 at Washington...placed back on 15-day DL a day later with a right elbow strain...transferred to 60-day DL June 10...underwent season-ending surgery on right elbow August 31 to repair the flexor tendon.

**2011:** Named the Padres Opening Day starter for first time, pitching March 31 at St. Louis, allowing two runs on nine hits in 6.0 innings pitched but did not factor into the decision...went 5-6, 2.97 ERA (118.0 IP, 39 ER) pre-All-Star break, becoming one of just four qualifying Padres pitchers to enter break with sub-3.00 ERA (Jake Peavy in 2007 and 08; Chris Young in 2007; Mat Latos in 2010)...posted a 2.57 ERA (94.2 IP, 27 ER) in 15 home starts and a 4.95 ERA (91.0 IP, 50 ER) in 16 road starts...pitched 7.0-or-more innings 10 times...set career-highs in wins (9), starts (31), innings pitched (185.2), strikeouts (128) and quality starts (20).

**2010:** Started the season with a career-long 17.1-inning scoreless streak in nine relief outings April 5-May 5...allowed just one run in first 15 outings (1 start), and 30.1 IP (0.30 ERA) from April 6-July 28...placed on 15-day DL May 11 with an appendicitis...reinstated July 1, after missing 46 games...finished season making six starts September 6-October 2, going 3-2, 2.10 ERA (34.1 IP, 8 ER) and holding opponents to a .195 (24-for-123) average...allowed one run-or-less in six of his seven starts...went 3-3, 1.87 ERA (43.1 IP, 9 ER) with a .224 (35-for-156) opponents batting average in 25 relief appearances and 3-2, 1.83 ERA (39.1 IP, 8 ER) with .213 (30-for-141) opponents average in seven starts.

**2009:** Made 12 relief appearances for Double-A San Antonio (San Diego) and four starts for Triple-A Portland before being added to the Padres rotation...contract selected from Portland July 11...started that night at San Francisco, making his first major league appearance since August 26, 2007, setting career-high with seven strikeouts...went 3-1, 3.09 ERA (32.0 IP, 11 ER) in final six starts.

**2008:** Missed the entire season after undergoing right shoulder surgery to repair a torn labrum.

**2007:** Split the season between Triple-A Portland and the Padres, combining to go 8-6, 5.27 ERA (138.1 IP, 81 ER) in 27 games (22 starts).

**2006:** Spent the majority of the year at Triple-A Portland...made one start for the Padres earning the win while allowing two runs (1 earned) on three hits in 6.0 innings August 21 vs. Los Angeles-NL...led Beavers in wins (7), games started (26), strikeouts (89) and innings pitched (153.0).

**2005:** Began the season at Triple-A Portland...made his major league debut May 11 at Cincinnati in a start, allowing two runs on four hits in 6.0

innings, earning the win, becoming the 17th Padres pitcher to earn a win in his major league debut and the 14th as a starter...became the sixth pitcher and the eighth player from the 2003 Draft to reach the majors.

**2004:** Made professional debut with Single-A Lake Elsinore (San Diego) April 11 vs. Inland Empire...combined to go 11-5, 2.89 ERA (168.0 IP, 54 ER) in 28 starts between Elsinore, Double-A Mobile and Triple-A Portland.

**PROFESSIONAL:** Selected by San Diego in the first round (4th overall) of the 2003 First-Year Player Draft; signed by scout Tripp Keister...originally selected by Baltimore in the 36th round of the 2000 First-Year Player Draft.

STAUFFER'S PITCHING RECORD																				
YEAR	CLUB	W-L	ERA	G	GS	CG	SH	SV	IP	H	R	ER	HR	HB	BB	SO	WP	BK	BAA	
2004	Lake Elsinore Storm	2-0	1.78	6	6	0	0	0	35.1	28	10	7	0	1	9	30	0	0	.222	
	Mobile	3-2	2.63	8	8	1	0	0	51.1	56	17	15	3	0	13	33	2	0	.290	
	Portland	6-3	3.54	14	14	0	0	0	81.1	83	46	32	15	3	26	50	1	1	.269	
2005	SAN DIEGO	3-6	5.33	15	14	0	0	0	81.0	92	50	48	10	2	29	49	0	0	.286	
	Portland	3-5	5.14	13	13	1	1	0	75.1	90	48	43	5	5	17	64	3	0	.296	
2006	SAN DIEGO	1-0	1.50	1	1	0	0	0	6.0	3	2	1	0	0	1	2	0	0	.150	
	Portland	7-12	5.53	28	26	0	0	0	153.0	199	108	94	20	9	52	89	4	0	.320	
2007	SAN DIEGO	0-1	21.13	2	2	0	0	0	7.2	15	18	18	5	1	6	6	0	0	.395	
	Portland	8-5	4.34	25	20	0	0	0	130.2	147	73	63	12	4	36	96	7	0	.283	
2008	DID NOT PLAY - INJURED																			
2009	San Antonio	1-0	1.89	12	0	0	0	1	19.0	13	5	4	1	0	4	12	0	0	.183	
	Portland	2-1	2.35	4	4	0	0	0	23.0	16	7	6	1	0	4	16	1	0	.198	
	SAN DIEGO	4-7	3.58	14	14	0	0	0	73.0	71	31	29	8	5	34	53	1	0	.259	
2010	Portland	0-0	4.58	6	5	0	0	0	17.2	24	13	9	0	0	7	8	2	0	.308	
	SAN DIEGO	6-5	1.85	32	7	0	0	0	82.2	65	18	17	3	2	24	61	0	0	.219	
2011	SAN DIEGO	9-12	3.73	31	31	0	0	0	185.2	180	81	77	20	8	53	128	4	1	.258	
2012	SAN DIEGO	0-0	5.40	1	1	0	0	0	5.0	7	4	3	1	0	3	5	0	0	.333	
	AZL Padres	0-0	0.00	1	1	0	0	0	1.0	1	1	0	0	0	0	1	0	0	.250	
	Lake Elsinore	0-1	3.38	4	4	0	0	0	13.1	15	5	5	0	0	2	11	0	0	.283	
	Tucson	0-1	3.38	2	2	0	0	0	8.0	10	3	3	1	0	1	2	0	0	.333	
	Tucson	2-2	3.16	8	8	0	0	0	42.2	50	16	15	1	1	15	38	2	0	.299	
2013	SAN DIEGO	3-1	3.75	43	0	0	0	0	69.2	59	29	29	7	4	20	64	0	0	.231	
	SAN DIEGO	6-2	3.50	44	3	0	0	0	64.1	67	25	25	4	2	23	67	1	1	.273	
2014	SAN DIEGO	6-2	3.50	44	3	0	0	0	64.1	67	25	25	4	2	23	67	1	1	.273	
2015	MINNESOTA	1-0	6.60	13	0	0	0	0	15.0	24	13	11	4	0	7	6	2	0	.369	
Minor League Totals		34-32	4.09	131	111	2	1	1	651.2	732	352	296	59	23	186	450	22	1	.286	
National League Totals		32-34	3.87	183	73	0	0	0	575.0	559	258	247	58	24	193	435	6	2	.258	
American League Totals		1-0	6.60	13	0	0	0	0	15.0	24	13	11	4	0	7	6	2	0	.369	
Major League Totals		33-34	3.94	196	73	0	0	0	590.0	583	271	258	62	24	200	441	8	2	.261	

STAUFFER'S CAREER FIELDING RECORD								
POSITION	PCT	G	PO	A	E	TC	DP	PB
Pitcher	.993	196	50	89	1	140	6	—

STAUFFER'S BATTING RECORD													
BATTING	AVG	AB	R	H	2B	3B	HR	RBI	SH	SF	HB	BB	SO
Career	.150	140	7	21	3	0	0	12	17	1	1	4	63





# CALEB THIELBAR

**HEIGHT/WEIGHT:** 6-0/203

**BATS/THROWS:** R/L

**BORN:** 1/31/87 in Northfield, MN

**AGE:** 28

**RESIDES:** Brookings, SD

**ACQUIRED:** Signed as minor league free agent, 8/18/11

**M.L. SERVICE:** 1 year, 148 days

LHP

**PERSONAL:** Caleb John Thielbar (pronounced THEEL-bar)...2005 graduate of Randolph (MN) High School...2009 graduate of South Dakota State University with a degree in Wildlife and Fisheries Management...went 13-16, 5.79 ERA (196.0 IP, 126 ER) with 60 walks and 152 strikeouts in 49 career games (29 starts) for the Jackrabbits from 2006-09...went 5-8, 5.44 ERA (87.2 IP, 53 ER) with 31 walks and 100 strikeouts in 22 games (12 starts) during his senior season in 2009...ended career as the Jackrabbits all-time leader in starts (44) and innings pitched (274.0), and ranked second in strikeouts (196)...participates annually in Twins Winter Caravan.

## 2015:

- Spent third straight spring training with the Twins...optioned to Triple-A Rochester April 1.
- Made three appearances for the Red Wings and was recalled by the Twins April 17.
- Appeared in six games for the Twins before being optioned May 1.
- Designated for assignment July 31 when the Twins acquired Kevin Jepsen from Tampa Bay.
- Acquired off waivers by San Diego August 8.

**2014:** Made first career Opening Day roster and was in Twins bullpen all season...earned the win in second appearance April 3 at Chicago-AL...posted 12-game scoreless streak (9.0 IP) April 6-May 13, allowing just five hits and two walks with six strikeouts...allowed just one earned run in 10 June appearances (9.0 IP), for a 1.00 ERA...allowed just one home run in final 38 games (35.2 IP), the homer by Alex Gordon August 17 vs. Kansas City...set career-highs in games (54) and innings pitched (47.2)...posted a 3.08 ERA (26.1 IP, 9 ER) in 28 home games and 3.80 ERA (21.1 IP, 9 ER) in 26 road games...inherited bases loaded six times, the most in baseball and only three of 18 total runners in those instances scored.

**2013:** Was invitee to his first major league spring training with Twins; optioned March 14...began season at Triple-A Rochester...struck out 34 batters in 26.1 innings pitched for the Red Wings...posted eight straight scoreless appearances April 17-May 18 and was recalled by Minnesota May 20...started MLB career with 19.2 consecutive scoreless innings May 20-July 6, setting a Twins record and tying him for sixth with the Mets' Joe Smith (April 1-May 5, 2007) for longest streak in baseball history to begin a career...allowed just five hits during the streak and struck out 17...retired 31 consecutive batters faced without allowing a hit; according to Elias, it tied Joe Nathan (2006) for the fifth longest streak in club history; had streak snapped by a Ben Zobrist home run July 8 at Tampa Bay...the streak was the second longest in club history for a rookie, short of Gerry Arrigo's 33 straight in 1964...earned first major league win June 1 vs. Seattle, tossing 1.0 scoreless inning of relief...allowed just two earned runs in first 28 appearances (28.2 IP), posting a 0.63 ERA in that span (until August 5)...41 of 49 appearances were scoreless, including 32 of first 36 May 20-August 25...posted a .154 opponent batting average, the lowest in Twins history and second lowest in Twins/Senators franchise history (since 1901) behind Johnny Niggeling's 1943 average of .153...posted a 1.76 ERA (46.0 IP, 9 ER), the sixth lowest in Twins history...his 49 games tied for eighth most for a rookie in Twins history...ranked sixth in AL in ERA (minimum 40.0 IP), second among rookies...tied for fifth among AL rookies in appearances...was given the Bill Boni Award as Twins Most Outstanding Rookie, voted on by the Twin Cities Chapter of the BBWAA.

**2012:** Began season with Single-A Ft. Myers, going 1-1, 0.00 ERA (12.1 IP) with four hits allowed, two walks and 16 strikeouts in seven games...transferred to Double-A New Britain April 30...13 of 16 appearances for the Rock Cats were scoreless; converted all four save opportunities...transferred to Triple-A Rochester June 20...recorded first career Triple-A win with 2.0 scoreless innings July 1 vs. Scranton-Wilkes-Barre...recorded first career Triple-A save with 0.1 scoreless inning July 5 vs. Pawtucket...struck out 20 batters in final 10 appearances (19.1 IP) July 28-September 1...pitched for Peoria Javelinas in the Arizona Fall League, going 1-0, 11.08 ERA (13.0 IP, 16 ER) in 11 games...added to Twins 40-man roster in November.

**2011:** Started season with the St. Paul Saints in the Independent League...went 3-3, 2.54 ERA (49.2 IP, 14 ER) with 15 walks and 62 strikeouts in 43 games for the Saints...signed by Minnesota as a minor league free agent August 18 and reported to Single-A Ft. Myers...appeared in three games (1 start) tossing 7.1 scoreless innings.

**2010:** Started season with Single-A Wisconsin (Milwaukee)...transferred to Rookie Helena August 3...released by Milwaukee December 13.

**2009:** Began professional career with AZL Brewers, going 6-1, 1.59 ERA (45.1 IP, 8 ER) in 14 appearances (2 starts)...transferred to Single-A Helena August 31 and made two scoreless relief appearances.

**PROFESSIONAL:** Selected by Milwaukee in the 18th round of the 2009 First-Year Player Draft; signed by scout Harvey Kuenn Jr.



THIELBAR'S PITCHING RECORD																			
YEAR	CLUB	W-L	ERA	G	GS	CG	SH	SV	IP	H	R	ER	HR	HB	BB	SO	WP	BK	BAA
2009	AZL Brewers	6-1	1.59	14	2	0	0	0	45.1	44	16	8	1	0	7	46	3	0	.246
	Helena	0-0	0.00	2	0	0	0	0	1.2	0	0	0	0	0	1	2	0	0	.000
2010	Wisconsin	0-2	5.60	30	0	0	0	3	53.0	65	41	33	6	0	14	43	0	0	.294
	Helena	0-0	3.68	9	0	0	0	0	14.2	16	7	6	2	0	0	9	1	0	.286
2011	Ft. Myers	1-0	0.00	3	1	0	0	0	7.1	1	0	0	0	0	5	5	1	0	.042
2012	Ft. Myers	1-1	0.00	7	0	0	0	1	12.1	4	1	0	0	2	2	16	0	0	.100
	New Britain	2-0	1.80	16	0	0	0	4	25.0	18	5	5	1	0	3	26	0	0	.198
	Rochester	3-1	3.57	25	1	0	0	1	40.1	42	19	16	5	1	16	32	3	0	.266
2013	Rochester	1-1	3.76	17	0	0	0	1	26.1	27	13	11	1	1	8	34	2	0	.260
	MINNESOTA	3-2	1.76	49	0	0	0	0	46.0	24	11	9	4	0	14	39	1	0	.154
2014	MINNESOTA	2-1	3.40	54	0	0	0	0	47.2	51	19	18	3	1	16	35	0	0	.280
2015	MINNESOTA	0-0	5.40	6	0	0	0	0	5.0	5	3	3	0	0	0	5	1	0	.263
	Rochester	5-3	2.81	29	0	0	0	0	32.0	30	10	10	1	1	18	19	0	0	.252
Independent League Totals		3-3	2.54	43	0	0	0	0	49.2	41	17	14	2	1	15	62	3	1	—
Minor League Totals		19-9	3.15	152	4	0	0	10	258.0	247	112	89	17	5	74	232	10	0	.246
Major League Totals		5-3	2.74	109	0	0	0	0	98.2	80	33	30	7	1	30	79	2	0	.224

THIELBAR'S CAREER FIELDING RECORD								
POSITION	PCT	G	PO	A	E	TC	DP	PB
Pitcher	.944	109	6	11	1	18	0	—

## LAST TRADE WITH...

### AMERICAN LEAGUE

TRADES	TEAM	LAST TRADE	OBTAINED	TRADED
6	Baltimore	12/9/10	Jim Hoey, Brett Jacobson	J.J. Hardy, Brendan Harris, cash
12	Boston	8/5/12	Jeremias Pineda	Danny Valencia
7	Chicago	7/28/12	Eduardo Escobar, Pedro Hernandez	Francisco Liriano
15	Cleveland	8/25/11	Cash	Jim Thome
10	Detroit	8/15/11	Cole Nelson, Lester Oliveros	Delmon Young
4	Houston	8/3/99	Josh Dimmick	George Williams
4	Kansas City	8/11/14	Jason Adam	Josh Willingham
10	Los Angeles	8/27/10	Brian Fuentes	PTBNL (Loek Van Mil)
11	New York	4/7/14	Eduardo Nunez	Miguel Sulbaran
6	Oakland	7/31/14	Tommy Milone	Sam Fuld
7	Seattle	7/24/14	Stephen Pryor	Kendrys Morales
2	Tampa Bay	7/31/15	Kevin Jepsen	Alexis Tapia, Chih Wei-Hu
5	Texas	8/25/08	Eddie Guardado	Mark Hamburger
4	Toronto	7/16/03	Shannon Stewart	Bobby Kielty
3	Washington	3/21/70	Brant Aleya	Joe Grzenda, Charley Walters

### NATIONAL LEAGUE

TRADES	TEAM	LAST TRADE	OBTAINED	TRADED
2	Arizona	8/28/09	Jon Rauch	PTBNL (Kevin Mulvey) and Cash
3	Atlanta	12/18/13	Sean Gilmartin	Ryan Doumit
10	Chicago	11/21/07	Craig Monroe	PTBNL (Doug Deeds)
9	Cincinnati	7/31/06	Zach Ward	Kyle Lohse
6	Colorado	12/6/11	PTBNL (Daniel Turpen)	Kevin Slowey
2	Florida/Miami	12/2/05	Luis Castillo	Travis Bowyer, Scott Tyler
10	Los Angeles	8/9/14	PTBNL	Kevin Correia
9	Milwaukee	8/21/15	Neal Cotts	PTBNL
9	New York	2/2/08	Carlos Gomez, Phil Humber, Kevin Mulvey, Deolis Guerra	Johan Santana
9	Philadelphia	12/6/12	Vance Worley, Trevor May	Ben Revere
6	Pittsburgh	3/25/14	Cash	Vance Worley
5	St. Louis	4/22/88	Tom Herr	Tom Brunansky
5	San Diego	9/9/03	Alex Garcia	Todd Sears
6	San Francisco	12/15/03	J.T. Thomas	Dustan Mohr
9	Wash./ Montreal	11/29/12	Alex Meyer	Denard Span



**2015 TEAM & INDIVIDUAL STATS**

## 2015 FINAL STANDINGS

### AMERICAN LEAGUE

EAST DIVISION	WON	LOST	PCT.	GB	HOME	ROAD
x-Toronto Blue Jays	93	69	.574	-	53-28	40-41
y-New York Yankees	87	75	.537	6.0	45-36	42-39
Baltimore Orioles	81	81	.500	12.0	47-31	34-50
Tampa Bay Rays	80	82	.494	13.0	42-42	38-40
Boston Red Sox	78	84	.481	15.0	43-38	35-46

CENTRAL DIVISION	WON	LOST	PCT.	GB	HOME	ROAD
x-Kansas City Royals	95	67	.586	-	51-30	44-37
Minnesota Twins	83	79	.512	12.0	46-35	37-44
Cleveland Indians	81	80	.503	13.5	39-41	42-39
Chicago White Sox	76	86	.469	19.0	40-41	36-45
Detroit Tigers	74	87	.460	20.5	38-43	36-44

WEST DIVISION	WON	LOST	PCT.	GB	HOME	ROAD
x-Texas Rangers	88	74	.543	-	43-38	45-36
y-Houston Astros	86	76	.531	2.0	53-28	33-48
Los Angeles Angels	85	77	.525	3.0	49-32	36-45
Seattle Mariners	76	86	.469	12.0	36-45	40-41
Oakland Athletics	68	94	.420	20.0	34-47	34-47

### NATIONAL LEAGUE

EAST DIVISION	WON	LOST	PCT.	GB	HOME	ROAD
x-New York Mets	90	72	.556	-	49-32	41-40
Washington Nationals	83	79	.512	7.0	46-35	37-44
Miami Marlins	71	91	.438	19.0	41-40	30-51
Atlanta Braves	67	95	.414	23.0	42-39	25-56
Philadelphia Phillies	63	99	.389	27.0	37-44	26-55

CENTRAL DIVISION	WON	LOST	PCT.	GB	HOME	ROAD
x-St. Louis Cardinals	100	62	.617	-	55-26	45-36
y-Pittsburgh Pirates	98	64	.605	2.0	53-28	45-36
y-Chicago Cubs	97	65	.599	3.0	49-32	48-33
Milwaukee Brewers	68	94	.420	32.0	34-47	34-47
Cincinnati Reds	64	98	.395	36.0	34-47	30-51

WEST DIVISION	WON	LOST	PCT.	GB	HOME	ROAD
x-Los Angeles Dodgers	92	70	.568	-	55-26	37-44
San Francisco Giants	84	78	.519	8.0	47-34	37-44
Arizona Diamondbacks	79	83	.488	13.0	39-42	40-41
San Diego Padres	74	88	.457	18.0	39-42	35-46
Colorado Rockies	68	94	.420	24.0	36-45	32-49

x-Division Champion

y-Wild Card

# TWINS FINAL CLUB STATISTICS — 2015

	HOME		ROAD		TOTALS	
	W	L	W	L	W	L
VS. BALTIMORE	3	0	4	0	7	0
VS. BOSTON	3	0	2	2	5	2
VS. NEW YORK	1	2	0	3	1	5
VS. TAMPA BAY	2	1	2	1	4	2
VS. TORONTO	2	1	0	4	2	5
<b>TOTALS VS. EAST</b>	<b>11</b>	<b>4</b>	<b>8</b>	<b>10</b>	<b>19</b>	<b>14</b>
VS. CHICAGO	8	2	5	4	13	6
VS. CLEVELAND	6	3	6	4	12	7
VS. DETROIT	5	5	3	6	8	11
VS. KANSAS CITY	2	7	5	5	7	12
<b>TOTALS VS. CENTRAL</b>	<b>21</b>	<b>17</b>	<b>19</b>	<b>19</b>	<b>40</b>	<b>36</b>
VS. HOUSTON	2	1	1	2	3	3
VS. LOS ANGELES	1	3	1	2	2	5
VS. OAKLAND	3	1	1	2	4	3
VS. SEATTLE	2	2	2	1	4	3
VS. TEXAS	2	1	1	2	3	3
<b>TOTALS VS. WEST</b>	<b>10</b>	<b>8</b>	<b>6</b>	<b>9</b>	<b>16</b>	<b>17</b>
<b>TOTALS VS. A.L.</b>	<b>42</b>	<b>29</b>	<b>33</b>	<b>38</b>	<b>75</b>	<b>67</b>
VS. CHICAGO	1	2	0	0	1	2
VS. CINCINNATI	0	0	1	2	1	2
VS. MILWAUKEE	1	2	1	2	2	4
VS. PITTSBURGH	0	2	2	0	2	2
VS. ST. LOUIS	2	0	0	2	2	2
<b>TOTALS VS. N.L.</b>	<b>4</b>	<b>6</b>	<b>4</b>	<b>6</b>	<b>8</b>	<b>12</b>
<b>OVERALL TOTALS</b>	<b>46</b>	<b>35</b>	<b>37</b>	<b>44</b>	<b>83</b>	<b>79</b>

DOUBLEHEADERS (HOME)	WON 0	LOST 1
DOUBLEHEADERS (ROAD)	WON 0	LOST 0

	MIN	OPP		WON	LOST
DOUBLE PLAYS	150	153	STARTERS	58	52
TRIPLE PLAYS	0	0	RELIEVERS	25	27
LEFT ON BASE	993	1110	STREAKS	6	5
GRAND SLAM HR	3	9			
HOME RUNS - HOME	85	79			
HOME RUNS - ROAD	71	84			

	HOME		ROAD		TOTALS	
	W	L	W	L	W	L
SHUTOUTS	5	2	7	6	12	8
SHO - INDIVIDUAL	0	1	0	1	0	2
EXTRA INNINGS	2	4	4	4	6	8
ONE-RUN DECISIONS	12	6	9	14	21	20
TWO-RUN DECISIONS	13	8	7	6	20	14
VS. LH STARTERS	17	11	11	15	28	26
VS. RH STARTERS	29	24	26	29	55	53
GRASS FIELDS	46	35	35	39	81	74
ARTIFICIAL FIELDS	0	0	2	5	2	5
DAY GAMES	19	15	12	18	31	33
NIGHT GAMES	27	20	25	26	52	46

## ATTENDANCE

HOME	2,220,054 (81 DATES)	27,408 AVG
ROAD	2,344,521 (80 DATES)	29,307 AVG

# TWINS FINAL PITCHING AND HITTING STATISTICS — 2015

PLAYER	AVG	G	AB	R	H	2B	3B	HR	RBI	SH	SF	HB	BB	SO	SB	CS	E	OBP
Buxton,B	.209	46	129	16	27	7	1	2	6	2	0	1	6	44	2	2	0	.250
Dozier,B	.236	157	628	101	148	39	4	28	77	0	8	7	61	148	12	4	8	.307
Escobar,E	.262	127	409	48	107	31	4	12	58	2	5	2	28	86	2	3	6	.309
RIGHT	.271		133		36	7	0	7	21	0	3	0	5	30				.291
LEFT	.257		276		71	24	4	5	37	2	2	2	23	56				.317
Fryer,E	.227	15	22	2	5	2	0	0	2	0	0	0	5	11	0	0	1	.370
Herrmann,C	.146	45	103	13	15	5	1	2	10	1	0	2	7	37	0	0	3	.214
Hicks,A	.256	97	352	48	90	11	3	11	33	0	2	2	34	66	13	3	1	.323
RIGHT	.304		102		31	1	0	6	11	0	0	0	11	27				.372
LEFT	.236		250		59	10	3	5	22	0	2	2	23	39				.303
Hunter,T	.240	139	521	67	125	22	0	22	81	0	5	6	35	105	2	5	5	.293
Kepler,M	.143	3	7	0	1	0	0	0	0	0	0	0	0	3	0	0	0	.143
Mauer,J	.265	158	592	69	157	34	2	10	66	1	5	1	67	112	2	1	5	.338
Nunez,E	.282	72	188	23	53	14	1	4	20	2	1	1	12	29	8	4	3	.327
Plouffe,T	.244	152	573	74	140	35	4	22	86	1	4	4	50	124	2	1	12	.307
Robinson,S	.250	83	180	28	45	7	3	0	16	3	1	1	12	29	6	1	1	.299
Rosario,E	.267	122	453	60	121	18	15	13	50	3	3	0	15	118	11	6	7	.289
Sano,M	.269	80	279	46	75	17	1	18	52	0	2	1	53	119	1	1	0	.385
Santana,D	.215	91	261	30	56	10	5	0	21	7	0	3	6	68	8	4	16	.241
RIGHT	.253		75		19	4	1	0	4	2	0	3	1	21				.291
LEFT	.199		186		37	6	4	0	17	5	0	0	5	47				.220
Suzuki,K	.240	131	433	36	104	17	0	5	50	6	4	7	29	59	0	0	3	.296
Vargas,K	.240	58	175	18	42	4	0	5	17	0	0	0	9	54	0	0	0	.277
RIGHT	.357		56		20	0	0	2	8	0	0	0	3	17				.390
LEFT	.185		119		22	4	0	3	9	0	0	0	6	37				.224
Duensing,B	.000	55	1	0	0	0	0	0	0	0	0	0	0	0	0	0	1	.000
Gibson,K	.200	32	5	0	1	0	0	0	0	0	0	0	0	2	0	0	0	.200
Hughes,P	.000	27	3	0	0	0	0	0	0	0	0	0	0	0	0	0	0	.000
May,T	.000	48	3	0	0	0	0	0	0	0	0	0	0	3	0	0	2	.000
Milone,T	.000	24	2	0	0	0	0	0	0	0	0	0	0	1	0	0	0	.000
Nolasco,R	.000	9	3	0	0	0	0	0	0	0	0	0	0	3	0	0	1	.000
Pelfrey,M	.667	30	3	0	2	0	0	0	0	0	0	0	0	1	0	0	0	.667
MINNESOTA	.247	162	5467	696	1349	277	44	156	661	30	41	40	439	1264	70	38	86	.305
OPPONENTS	.269	162	5600	700	1506	295	25	163	670	42	43	41	413	1046	93	22	101	.321

PITCHER	W	L	ERA	G	GS	CG	SH	SV	IP	H	R	ER	HR	HB	BB	SO	WP	BK	AVG
Achter,A	0	1	6.75	11	0	0	0	0	13.1	12	10	10	4	0	6	14	0	0	.231
Boyer,B	3	6	2.49	68	0	0	0	1	65.0	62	24	18	5	0	19	33	5	0	.254
Cotts,N	0	0	3.95	17	0	0	0	0	13.2	14	8	6	3	1	5	9	0	0	.264
NL	1	0	3.26	51	0	0	0	0	49.2	44	18	18	9	3	17	49	2	0	.239
Duensing,B	4	1	4.25	55	0	0	0	1	48.2	46	24	23	5	4	21	24	3	0	.254
Duffey,T	5	1	3.10	10	10	0	0	0	58.0	56	20	20	4	0	20	53	1	0	.256
Fien,C	4	6	3.55	62	0	0	0	0	63.1	61	26	25	6	0	8	41	0	0	.250
Gibson,K	11	11	3.84	32	32	1	0	0	194.2	186	88	83	18	7	65	145	7	0	.252
Graham,J	1	1	4.95	39	1	0	0	0	63.2	73	41	35	10	4	21	53	5	1	.287
Hughes,P	11	9	4.40	27	25	1	0	0	155.1	184	76	76	29	2	16	94	1	0	.293
Jepsen,K	3	6	2.33	75	0	0	0	15	69.2	52	20	18	5	0	27	59	5	0	.206
MIN	1	1	1.61	29	0	0	0	10	28.0	18	5	5	1	0	7	25	3	0	.176
May,T	8	9	4.00	48	16	0	0	0	114.2	127	53	51	11	4	26	110	4	0	.279
Milone,T	9	5	3.92	24	23	0	0	1	128.2	128	64	56	17	1	36	91	3	0	.260
Nolasco,R	5	2	6.75	9	8	0	0	0	37.1	50	31	28	3	1	14	35	1	1	.321
O'Rourke,R	0	0	6.14	28	0	0	0	0	22.0	16	15	15	3	0	15	24	2	0	.200
Pelfrey,M	6	11	4.26	30	30	0	0	0	164.2	198	86	78	11	12	45	86	5	0	.304
Perkins,G	3	5	3.32	60	0	0	0	32	57.0	58	21	21	9	0	10	54	4	0	.256
Pressly,R	3	2	2.93	27	0	0	0	0	27.2	27	9	9	0	0	12	22	2	0	.257
Robinson,S	0	0	0.00	1	0	0	0	0	1.0	0	0	0	0	0	1	1	0	0	.000
Santana,E	7	5	4.00	17	17	0	0	0	108.0	104	50	48	12	4	36	82	3	0	.253
Tonkin,M	0	0	3.47	26	0	0	0	0	23.1	21	9	9	4	1	9	19	1	0	.239
MINNESOTA	83	79	4.07	162	162	2	12	45	1443.0	1506	700	653	163	41	34	1046	54	2	.269
OPPONENTS	79	83	3.96	162	162	6	8	39	1442.2	1349	696	634	156	40	31	1264	64	5	.247



# TWINS FINAL FIELDING STATISTICS — 2015

## Fielding

PLAYER	PCT	G	GS	PO	A	E	TC	DP	TP	PB
<b>PITCHERS</b>										
Achter,A.	.500	11	0	1	0	1	2	0	0	
Boyer,B.	.909	68	0	7	13	2	22	1	0	
Cotts,N.	.000	17	0	0	0	0	0	0	0	
Duensing,B.	.933	55	0	1	13	1	15	1	0	
Duffey,T.	.917	10	10	7	4	1	12	0	0	
Fien,C.	1.000	62	0	5	5	0	10	0	0	
Gibson,K.	.977	32	32	16	27	1	44	3	0	
Graham,J.	1.000	39	1	6	11	0	17	0	0	
Hughes,P.	1.000	27	25	5	17	0	22	0	0	
Jepsen,K.	.867	75	0	5	8	1	15	1	0	
May,T.	.889	48	16	5	11	2	18	0	0	
Meyer,A.	1.000	2	0	1	1	0	2	0	0	
Milone,T.	1.000	24	23	9	16	0	25	0	0	
Nolasco,R.	.750	9	8	2	1	1	4	0	0	
O'Rourke,R.	1.000	28	0	2	2	0	4	0	0	
Pelfrey,M.	1.000	30	30	8	20	0	28	2	0	
Perkins,G.	1.000	60	0	2	7	0	9	0	0	
Pressly,R.	1.000	27	0	0	1	0	1	1	0	
Robinson,S.	.000	1	0	0	0	0	0	0	0	
Santana,E.	.960	17	17	10	14	1	25	2	0	
Stauffer,T.	1.000	13	0	0	4	0	4	0	0	
Thielbar,C.	1.000	6	0	1	1	0	2	0	0	
Thompson,A.	1.000	41	0	4	7	0	11	0	0	
Tonkin,M.	1.000	26	0	2	4	0	6	0	0	
Jepsen,K.	.833	46	0	2	3	1	6	1	0	
<b>CATCHERS</b>										
Fryer,E.	.981	15	7	52	0	1	53	1	0	0
Herrmann,C.	.987	38	32	205	15	3	223	3	0	0
Suzuki,K.	.997	130	123	825	35	3	863	8	0	3
<b>FIRST BASE</b>										
Herrmann,C.	1.000	2	0	3	1	0	4	2	0	
Sano,M.	1.000	2	0	2	0	0	2	0	0	
Mauer,J.	.996	137	135	1151	86	5	1242	113	0	
Plouffe,T.	.993	17	13	122	11	1	134	7	0	
Vargas,K.	1.000	18	14	131	10	0	141	14	0	
<b>SECOND BASE</b>										
Bernier,D.	1.000	2	0	0	3	0	3	1	0	
Dozier,B.	.990	157	157	303	456	8	767	111	0	
Escobar,E.	1.000	11	4	8	14	0	22	2	0	
Nunez,E.	1.000	1	1	3	0	0	3	0	0	
<b>THIRD BASE</b>										
Bernier,D.	1.000	2	1	0	1	0	1	0	0	
Escobar,E.	.900	5	5	3	6	1	10	1	0	
Sano,M.	1.000	9	9	8	15	0	23	0	0	
Nunez,E.	.917	16	9	7	15	2	24	0	0	
Plouffe,T.	.972	140	138	101	277	11	389	32	0	
<b>SHORTSTOP</b>										
Escobar,E.	.986	71	71	93	190	4	287	44	0	
Nunez,E.	1.000	27	23	32	71	0	103	10	0	
Polanco,J.	.882	4	3	3	12	2	17	2	0	
Santana,D.	.946	66	65	92	191	16	299	47	0	
<b>OUTFIELDERS</b>										
Arcia,O.	.974	19	18	37	0	1	38	0	0	
Buxton,B.	1.000	44	35	115	2	0	117	0	0	
Escobar,E.	.985	36	27	60	4	1	65	1	0	
Herrmann,C.	.000	2	0	0	0	0	0	0	0	
Hicks,A.	.996	97	95	244	9	1	254	2	0	
Hunter,T.	.979	123	121	231	6	5	242	1	0	
Kepler-Roz,M.	1.000	2	1	3	0	0	3	0	0	
Nunez,E.	.833	3	2	4	1	1	6	0	0	
Robinson,S.	.991	75	48	111	5	1	117	1	0	
Rosario,E.	.971	118	116	220	16	7	243	4	0	
Santana,D.	1.000	5	3	8	0	0	8	0	0	
Schafer,J.	.982	27	20	55	1	1	57	0	0	
<b>TOTALS</b>	<b>.986</b>	<b>162</b>	<b>162</b>	<b>4329</b>	<b>1637</b>	<b>86</b>	<b>6052</b>	<b>150</b>	<b>0</b>	<b>3</b>

# TWINS 2015 DAY-BY-DAY

Date	Opp.	Score	W/L	Rcd.	Pos.	GA/GB	Daily Attendance	Total Hm Att.	Date	Winner/Loser/Save
<b>APRIL (10-12)</b>		<b>Batting: .243 (182-for-749)</b>					<b>Pitching: 10-12-7, 4.36 (194.0 IP, 94 ER)</b>			
6-----	at DET	0-4	L	0-1	T3rd	-1.0	45,030			Price/Hughes/Nathan
7-----	OFF DAY			0-1	T3rd	-1.0				
8-----	at DET	0-11	L	0-2	T4th	-2.0	28,280			Sanchez/Nolasco
9-----	at DET	1-7	L	0-3	T4th	-3.0	26,782			Greene/Gibson
10-----	at CWS	6-0	W	1-3	4th	-3.0	38,533			Milone/Noesi/Duensing
11-----	at CWS	4-5	L	1-4	T4th	-4.0	22,317			Duke/Boyer/Robertson
12-----	at CWS	2-6	L	1-5	5th	-5.0	23,057			Sale/Hughes
13-----	KC	3-12	L	1-6	5th	-6.0	*40,123	40,123	1	Duffy/May
14-----	OFF DAY				5th	-6.0				
15-----	KC	3-1	W	2-6	5th	-5.5	21,362	61,485	2	Gibson/Volquez/Perkins
16-----	KC	8-5	W	3-6	5th	-5.0	17,449	78,934	3	Milone/Vargas/Perkins
17-----	CLE	^3-2	W	4-6	3rd	-5.0	21,307	100,241	4	Boyer/Shaw
18-----	CLE	2-4	L	4-7	5th	-5.0	23,949	124,190	5	Salazar/Hughes/Allen
19-----	CLE	7-2	W	5-7	3rd	-5.0	17,923	142,113	6	May/House
20-----	at KC	1-7	L	5-8	4th	-6.0	20,393			Volquez/Gibson
21-----	at KC	5-6	L	5-9	5th	-6.0	20,990			Young/Fien/Davis
22-----	at KC	3-0	W	6-9	4th	-5.0	24,721			Pelfrey/Guthrie/Perkins
23-----	OFF DAY				4th	-5.5				
24-----	at SEA	0-2	L	6-10	5th	-6.0	25,215			Hernandez/Hughes
25-----	at SEA	8-5	W	7-10	T4th	-5.5	33,566			Stauffer/Paxton/Perkins
26-----	at SEA	^4-2	W	8-10	T4th	-4.5	35,242			Fien/Olson/Perkins
27-----	DET	4-5	L	8-11	4th	-5.5	18,054	160,167	7	Price/Milone/Soria
28-----	DET	3-2	W	9-11	4th	-5.0	18,169	178,336	8	Pelfrey/Sanchez/Perkins
29-----	DET	7-10	L	9-12	4th	-5.5	19,447	197,783	9	Gorzelanny/Fien/Soria
30-----	CWS	12-2	W	10-12	3rd	-5.0	20,736	218,519	10	May/Sale
<b>MAY (20-7)</b>		<b>Batting: .269 (244-for-906)</b>					<b>Pitching: 20-7-14, 3.57 (244.1 IP, 97 ER)</b>			
1-----	CWS	1-0	W	11-12	3rd	-5.0	22,794	241,313	11	Gibson/Quintana/Perkins
2-----	CWS	5-3	W	12-12	3rd	-4.0	30,551	271,864	12	Nolasco/Noesi/Perkins
3-----	CWS	13-3	W	13-12	3rd	-3.5	22,423	294,287	13	Pressly/Danks
4-----	OAK	8-7	W	14-12	3rd	-3.0	20,605	314,892	14	Hughes/Hahn/Perkins
5-----	OAK	1-2	L	14-13	3rd	-3.5	18,135	333,027	15	Chavez/May/Clippard
6-----	OAK	13-0	W	15-13	3rd	-2.5	18,866	351,893	16	Gibson/Kazmir
7-----	OAK	6-5	W	16-13	3rd	-2.5	22,379	374,272	17	Nolasco/Pomeranz/Perkins
8-----	at CLE	9-3	W	17-13	3rd	-2.0	19,102			Pelfrey/Bauer
9-----	at CLE	7-4	W	18-13	3rd	-1.5	16,199			Hughes/Chen/Perkins
10-----	at CLE	2-8	L	18-14	3rd	-2.5	13,769			Salazar/May
11-----	OFF DAY				3rd	-2.0				
12-----	at DET	^1-2	L	18-15	3rd	-3.0	26,177			Nesbitt/Pressly
13-----	at DET	6-2	W	19-15	3rd	-2.0	27,163			Nolasco/Lobstein
14-----	at DET	1-13	L	19-16	3rd	-3.0	31,785			Sanchez/Pelfrey
15-----	TB	3-2	W	20-16	3rd	-3.0	24,018	398,290	18	Hughes/Odorizzi/Perkins
16-----	TB	6-4	W	21-16	3rd	-2.0	27,128	425,418	19	Duensing/Jepsen/Perkins
17-----	TB	3-11	L	21-17	3rd	-3.0	23,708	449,126	20	Archer/Gibson
18-----	OFF DAY				3rd	-3.0				
19-----	at PIT	8-5	W	22-17	3rd	-3.0	22,357			Nolasco/Liriano/Perkins
20-----	at PIT	^4-3	W	23-17	3rd	-3.0	21,718			Duensing/Bastardo/Perkins
21-----	OFF DAY				3rd	-3.0				
22-----	at CWS	2-3	L	23-18	3rd	-4.0	21,067			Samardzija/Thompson/Robertson
23-----	at CWS	4-3	W	24-18	3rd	-4.0	38,714			May/Sale/Perkins
24-----	at CWS	8-1	W	25-18	2nd	-3.0	30,180			Gibson/Quintana
25-----	BOS	7-2	W	26-18	2nd	-2.0	29,472	478,598	21	Nolasco/Kelly
26-----	BOS	2-1	W	27-18	2nd	-1.0	23,268	501,866	22	Pelfrey/Buchholz/Perkins
27-----	BOS	6-4	W	28-18	T-1st	--	30,027	531,893	23	Hughes/Porcello/Perkins
28-----	OFF DAY				T-1st	--				
29-----	TOR	4-6	L	28-19	2nd	-1.0	24,509	556,402	24	Buehrle/Perkins
30-----	TOR	3-2	W	29-19	2nd	-0.5	32,076	588,478	25	Pressly/Loup/Boyer
31-----	TOR	6-5	W	30-19	1st	+0.5	33,829	622,307	26	Pressly/Osuna/Perkins
<b>JUNE (11-17)</b>		<b>Batting: .240 (220-for-916)</b>					<b>Pitching: 11-17-6, 4.06 ERA (244.0 IP, 110 ER)</b>			
1-----	at BOS				1st	+0.5	--Postponed, Inclement Weather --	Scheduled makeup as DH 6/3--		
2-----	at BOS	0-1	L	30-20	1st	+0.5	32,622			Buchholz/Pelfrey/Uehara
3-----	at BOS	3-6	L	30-21	T1st	--	31,704			Rodriguez/Hughes
-----	at BOS#	2-0	W	31-21	T1st	--	33,291			May/Porcello/Perkins
4-----	at BOS	8-4	W	32-21	1st	+1.0	33,615			Thompson/Uehara
5-----	MIL	5-10	L	32-22	1st	+1.0	29,398	651,705	27	Jeffress/Boyer
6-----	MIL	2-4	L	32-23	1st	+1.0	*38,707	690,412	28	Garza/Pressly/Rodriguez

# TWINS 2015 DAY-BY-DAY

Date	Opp.	Score	W/L	Rcd.	Pos.	GA/GB	Daily Attendance	Total Hm Att.	Date	Winner/Loser/Save
<b>JUNE CONTINUED (11-17) Batting: .240 (220-for-916) Pitching: 11-17-6, 4.06 ERA (244.0 IP, 110 ER)</b>										
7-----MIL	2-0	W	33-23	1st	+1.0		31,911	722,323	29	Pelfrey/Fiers/Perkins
8-----KC	1-3	L	33-24	11st	-		22,796	745,119	30	Vargas/Hughes/Holland
9-----KC	0-2	L	33-25	2nd	-1.0		22,497	767,616	31	Young/May/Holland
10-----KC	2-7	L	33-26	2nd	-2.0		28,434	796,050	32	Volquez/Gibson
11-----OFF DAY				2nd	-2.0					
12-----at TEX	2-6	L	33-27	2nd	-2.0		41,765			Scheppers/Thompson
13-----at TEX	7-11	L	33-28	2nd	-2.0		28,661			Lewis/Pelfrey
14-----at TEX	4-3	W	34-28	2nd	-1.5		33,970			Fien/Tolleson/Perkins
15-----at STL	2-3	L	34-29	2nd	-2.5		43,174			Lackey/May/Siegrist
16-----at STL	2-3	L	34-30	2nd	-3.5		41,203			Wacha/Gibson/Siegrist
17-----STL	3-1	W	35-30	2nd	-3.5		34,381	830,431	33	Milone/Martinez/Perkins
18-----STL	2-1	W	36-30	2nd	-3.5		34,648	865,079	34	Boyer/Villanueva
19-----CUB	7-2	W	37-30	2nd	-2.5		36,817	901,896	35	Hughes/Hendricks
20-----CUB	^1-4	L	37-31	2nd	-3.5		*40,066	941,962	36	Motte/Boyer/Rondon
21-----CUB	0-8	L	37-32	2nd	-3.5		*40,273	982,235	37	Arrieta/Gibson
22-----CWS	13-2	W	38-32	2nd	-3.5		24,094	1,006,329	38	Milone/Danks
23-----CWS	2-6	L	38-33	2nd	-3.5		27,349	1,033,678	39	Samardzija/Pelfrey/Petricka
24-----CWS	6-1	W	39-33	2nd	-3.5		28,854	1,062,532	40	Hughes/Sale
25-----OFF DAY				2nd	-3.5					
26-----at MIL	4-10	L	39-34	2nd	-4.0		33,296			Lohse/May
27-----at MIL	5-2	W	40-34	2nd	-4.0		39,977			Gibson/Garza/Perkins
28-----at MIL	3-5	L	40-35	2nd	-5.5		38,958			Smith/Fien
29-----at CIN	7-11	L	40-36	2nd	-5.5		28,904			Adcock/Pelfrey
30-----at CIN	8-5	W	41-36	2nd	-4.5		28,556			Hughes/DeSclafani/Perkins
<b>JULY (12-13) Batting: .255 (214-for-839) Pitching: 12-13-4, 3.98 ERA (221.1 IP, 98 ER)</b>										
1-----at CIN	1-2	L	41-37	2nd	-4.5		26,459			Cueto/May/Chapman
2-----at KC	2-0	W	42-37	2nd	-3.5		37,196			Gibson/Young/Perkins
3-----at KC	^2-3	L	42-38	2nd	-4.5		38,868			Davis/Thompson
4-----at KC	5-3	W	43-38	2nd	-3.5		37,917			Duensing/Blanton/Perkins
5-----at KC	2-3	L	43-39	2nd	-4.5		29,427			Holland/Boyer
6-----BAL	^4-2	W	44-39	2nd	-4.0		23,213	1,085,745	41	May/Hunter
7-----BAL	8-3	W	45-39	2nd	-4.5		25,091	1,110,836	42	Gibson/Gausman
8-----BAL	5-3	W	46-39	2nd	-4.5		29,289	1,140,125	43	Milone/Norris/Perkins
9-----DET	2-4	L	46-40	2nd	-5.5		29,724	1,169,849	44	Price/Pelfrey/Soria
10-----DET	8-6	W	47-40	2nd	-5.5		31,545	1,201,394	45	May/Soria
11-----DET	9-5	W	48-40	2nd	-4.5		32,365	1,233,759	46	Hughes/Simon
12-----DET	7-1	W	49-40	2nd	-4.5		27,936	1,261,695	47	Gibson/Greene
13-----ALL STAR BREAK										
14-----at Great American Ball Park					American League - 6, National League - 3					Price/Kershaw
15-----ALL STAR BREAK										
16-----ALL STAR BREAK										
17-----at OAK	5-0	W	50-40	2nd	-4.0		23,462			Santana/Gray
18-----at OAK	^2-3	L	50-41	2nd	-5.0		30,778			Pomeranz/Fien
19-----at OAK	1-14	L	50-42	2nd	-6.0		20,286			Chavez/Milone
20-----OFF DAY				2nd	-5.5					
21-----at LAA	0-7	L	50-43	2nd	-6.5		38,937			Shoemaker/Gibson
22-----at LAA	2-5	L	50-44	2nd	-7.5		40,239			Wilson/Pelfrey/Street
23-----at LAA	3-0	W	51-44	2nd	-6.5		36,134			Santana/Richards/Perkins
24-----NYY	10-1	W	52-44	2nd	-5.5		34,334	1,296,029	48	Hughes/Pineda
25-----NYY	5-8	L	52-45	2nd	-6.5		*40,660	1,336,689	49	Warren/Perkins/Miller
26-----NYY	2-7	L	52-46	2nd	-7.5		37,391	1,374,080	50	Eovaldi/Gibson
27-----OFF DAY				2nd	-8.0					
28-----PIT	7-8	L	52-47	2nd	-9.0		30,795	1,404,875	51	Melancon/Perkins
29-----PIT	4-10	L	52-48	2nd	-9.0		37,273	1,442,148	52	Liriano/Santana
30-----SEA	9-5	W	53-48	2nd	-8.0		30,534	1,472,682	53	Hughes/Happ
31-----SEA	1-6	L	53-49	2nd	-8.0		27,643	1,500,325	54	Walker/Milone
<b>AUGUST (14-14) Batting: .235 (225-for-958) Pitching: 14-14-7, 4.82 ERA (248.1 IP, 133 ER)</b>										
1-----SEA	3-2	W	54-49	2nd	-8.0		36,901	1,537,226	55	May/Smith
2-----SEA	^1-4	L	54-50	2nd	-8.0		30,325	1,567,551	56	Rodney/Jepsen/Wilhelmsen
3-----at TOR	1-5	L	54-51	2nd	-8.5		45,766			Price/Santana
4-----at TOR	1-3	L	54-52	2nd	-9.5		26,504			Estrada/Hughes/Osuna
5-----at TOR	7-9	L	54-53	2nd	-9.5		27,725			Hutchison/Duffey/Hawkins
6-----at TOR	3-9	L	54-54	2nd	-9.5		34,847			Buehrle/Gibson
7-----at CLE	10-9	W	55-54	2nd	-9.5		30,365			May/Shaw/Perkins
8-----at CLE	4-17	L	55-55	2nd	-10.5		31,666			Bauer/Santana

# TWINS 2015 DAY-BY-DAY

Date	Opp.	Score	W/L	Rcd.	Pos.	GA/ GB	Daily Attendance	Total Hm Att.	Date	Winner/Loser/Save
<b>AUGUST CONTINUED (14-14) Batting: .235 (225-for-958) Pitching: 14-14-7, 4.82 ERA (248.1 IP, 133 ER)</b>										
9	-----at CLE	1-8	L	55-56	2nd	-11.5	21,305			Kluber/Hughes
10	-----OFF DAY				2nd	-12.0				
11	-----TEX	3-2	W	56-56	2nd	-12.0	26,663	1,594,214	57	Perkins/Patton
12	-----TEX	11-1	W	57-56	2nd	-11.0	30,683	1,624,897	58	Pelfrey/Martinez
13	-----TEX	5-6	L	57-57	2nd	-11.0	30,357	1,655,254	59	Kela/Fien/Tolleson
14	-----CLE	1-6	L	57-58	2nd	-12.0	26,910	1,682,164	60	Kluber/May
15	-----CLE	4-1	W	58-58	2nd	-12.0	30,601	1,712,765	61	Duffey/Tomlin
16	-----CLE	4-1	W	59-58	2nd	-12.0	27,244	1,740,009	62	Milone/Carrasco/Perkins
17	-----at NYY	^7-8	L	59-59	2nd	-12.5	38,493			Miller/Perkins
18	-----at NYY	4-8	L	59-60	2nd	-13.5	38,007			Rumbelow/Graham/Miller
19	-----at NYY	3-4	L	59-61	2nd	-14.5	38,086			Eovaldi/Santana/Betances
20	-----at BAL	15-2	W	60-61	2nd	-13.5	20,109			Duffey/Gonzalez
21	-----at BAL	4-3	W	61-61	2nd	-12.5	32,025			Fien/O'Day/Jepsen
22	-----at BAL	3-2	W	62-61	2nd	-12.5	35,301			Fien/Tillman/Jepsen
23	-----at BAL	^4-3	W	63-61	2nd	-13.0	35,144			Perkins/Matusz/Milone
24	-----OFF DAY				2nd	-13.0				
25	-----at TB	11-7	W	64-61	2nd	-13.0	9,632			Graham/Andriese
26	-----at TB	5-3	W	65-61	2nd	-12.0	9,205			Duensing/Archer/Jepsen
27	-----at TB	4-5	L	65-62	2nd	-13.0	9,375			Gomes/Milone/Boxberger
28	-----HOU	3-0	W	66-62	2nd	-13.0	28,636	1,768,645	63	Gibson/Kazmir/Jepsen
29	-----HOU	1-4	L	66-63	2nd	-14.0	*38,876	1,807,521	64	Fiers/Pelfrey/Gregerson
30	-----HOU	7-5	W	67-63	2nd	-13.0	28,877	1,836,398	65	Santana/McCullers
31	-----OFF DAY				2nd	-13.0				
<b>SEPT/OCT (16-16) Batting: .240 (264-for-1099) Pitching: 16-16-7, 3.74 (291.0 IP, 121 ER)</b>										
1	-----CWS	8-6	W	68-63	2nd	-12.0	25,803	1,862,201	66	Jepsen/Duke/Perkins
2	-----CWS	3-0	W	69-63	2nd	-12.0	22,162	1,884,363	67	Milone/Rodon/Jepsen
3	-----CWS	4-6	L	69-64	2nd	-13.0	25,339	1,909,702	68	Samardzija/Fien/Robertson
4	-----at HOU	0-8	L	69-65	2nd	-13.0	27,807			McHugh/Pelfrey
5	-----at HOU	3-2	W	70-65	2nd	-12.0	27,643			Santana/Gregerson/Jepsen
6	-----at HOU	5-8	L	70-66	2nd	-12.0	37,648			Keuchel/May/Gregerson
7	-----at KC	6-2	W	71-66	2nd	-11.0	36,825			Milone/Ventura
8	-----at KC	2-4	L	71-67	2nd	-12.0	31,834			Volquez/Gibson/Holland
9	-----at KC	^3-2	W	72-67	2nd	-11.0	32,286			Boyer/Morales/Jepsen
10	-----OFF DAY				2nd	-11.0				
11	-----at CWS	6-2	W	73-67	2nd	-10.0	15,641			Santana/Jones
12	-----at CWS	2-8	L	73-68	2nd	-11.0	26,065			Quintana/Milone
13	-----at CWS	8-0	W	74-68	2nd	-10.0	23,159			Gibson/Sale
14	-----DET	7-1	W	75-68	2nd	-9.0	17,833	1,927,535	69	Duffey/Lobstein
15	-----DET	4-5	L	75-69	2ND	-10.0	22,963	1,950,498	70	Simon/Hughes/Rondon
16	-----DET	^4-7	L	75-70	2nd	-10.0	22,509	1,973,007	71	Krol/Duensing
17	-----LAA	8-11	L	75-71	2nd	-11.0	18,697	1,991,704	72	Morin/Achter/Street
18	-----LAA				2nd	-10.5	--Postponed, Inclement Weather --			
19	-----LAA##	^3-4	L	75-72	2nd	-11.0	22,878	2,014,582	73	Morin/Boyer/Street
	-----LAA	2-5	L	75-73	2nd	-11.0	33,300	2,047,882	74	Richards/Pelfrey/Street
20	-----LAA	8-1	W	76-73	2nd	-11.0	25,302	2,073,184	75	Duffey/Shoemaker
21	-----OFF DAY				2nd	-11.0				
22	-----CLE	3-1	W	77-73	2nd	-10.0	21,850	2,095,034	76	Santana/Salazar/Jepsen
23	-----CLE	4-1	W	78-73	2nd	-10.0	17,831	2,112,865	77	Hughes/Kluber
24	-----CLE	3-6	L	78-74	2nd	-11.0	21,366	2,134,231	78	Anderson/Gibson/Allen
25	-----at DET	4-6	L	78-75	2nd	-11.0	31,153			Wilson/Perkins/Feliz
26	-----at DET	6-2	W	79-75	2nd	-10.0	32,753			Duffey/Simon
27	-----at DET	7-1	W	80-75	2nd	-10.0	33,517			Santana/Wolf
28	-----at CLE	4-2	W	81-75	2nd	-9.0	10,007			Milone/Kluber/Jepsen
29	-----at CLE				2nd	-8.5	--Postponed, Inclement Weather --			
30	-----at CLE###	7-1	W	82-75	2nd	-8.0				Gibson/Carrasco
	-----at CLE	2-10	L	82-76	2nd	-9.0	10,228			Anderson/Pelfrey
1	-----at CLE	4-2	W	83-76	2nd	-9.0	22,644			Perkins/Allen/May
2	-----KC	1-3	L	83-77	2nd	-10.0	31,534	2,165,765	79	Coleman/Santana/Davis
3	-----KC	1-5	L	83-78	2nd	-11.0	30,181	2,195,946	80	Ventura/Boyer/Davis
4	-----KC	1-6	L	83-79	2nd	-12.0	24,108	2,220,054	81	Cueto/Nolasco

\* - Denotes Sellout (6 in 2015) ^ - Denotes Extra-Innings (Twins are 6-8 in extra-innings)

# - Makeup game from June 1 at BOS

## - Makeup game from September 18 vs. LAA

### - Makeup game from September 29 at CLE

# TWINS 2015 HOME RUNS

## HOME RUNS BY POSITION

C	1B	2B	3B	SS	LF	CF	RF	DH	PH	TOTAL
7	14	29	24	9	16	12	23	21	1	156

### OSWALDO ARCIA (2)

No.	Date	Opp.	Runs	Pitcher
1	4/15	KCR	2	Edinson Volquez
2	4/29	DET	2	Shane Greene

### BYRON BUXTON (2)

No.	Date	Opp.	Runs	Pitcher
1	9/27	at DET	1	Jose Valdez
2	9/30-1	at CLE	1	Shawn Armstrong

### BRIAN DOZIER (28)

No.	Date	Opp.	Runs	Pitcher
1	4/10	at CHW	1	Matt Albers
2	4/30	CHW	3	Chris Sale
3	5/9	at CLE	1	Ryan Webb
4	5/10	at CLE	1	Danny Salazar
5	5/15	TBR	1	Jake Odorizzi
6	5/16	TBR	1	Ernesto Frieri
7	5/19	at PIT	1	Francisco Liriano
8	5/24	at CHW	1	Jose Quintana
9	5/24	at CHW	3	Scott Carroll
10	6/3	at BOS	1	Eduardo Rodriguez
11	6/6	MIL	1	Jonathan Broxton
12	6/12	at TEX	1	Tanner Scheppers
13	6/14	at TEX	1	Nick Martinez
14	6/22	CHW	2	Junior Guerra
15	6/26	at MIL	1	Kyle Lohse
16	6/29	at CIN	3	Mike Leake
17	7/6	BAL	2	Tommy Hunter
18	7/8	BAL	2	Bud Norris
19	7/10	DET	3	Joakin Soria
20	7/17	at OAK	1	Sonny Gray
21	7/24	NYT	2	Chris Capuano
22	7/30	SEA	1	J.A. Happ
23	8/2	SEA	1	Hisashi Iwakuma
24	8/7	at CLE	1	Zach McAllister
25	8/15	CLE	2	Bryan Shaw
26	8/25	at TBR	2	Matt Andriese
27	9/6	at HOU	1	Dallas Keuchel
28	9/23	CLE	1	Corey Kluber

### EDUARDO ESCOBAR (12)

No.	Date	Opp.	Runs	Pitcher
1	4/25	at SEA	1	James Paxton
2	5/6	OAK	2	Scott Kazmir
3	6/3	at BOS	2	Alexi Ogando
4	6/27	at MIL	3	Matt Garza
5	8/20	at BAL	1	T.J. McFarland
6	8/26	at TBR	1	Chris Archer
7	8/26	at TBR	1	Brandon Gomes
8	8/27	at TBR	1	Drew Smyly
9	9/6	at HOU	1	Dallas Keuchel
10	9/11	at CHW	1	Zach Putnam
11	9/14	DET	1	Kyle Ryan
12	9/26	at DET	2	Kyle Lobstein

### CHRIS HERRMANN (2)

No.	Date	Opp.	Runs	Pitcher
1	5/30	TOR	1	Aaron Sanchez
2	8/15	CLE	1	Josh Tomlin

### AARON HICKS (11)

No.	Date	Opp.	Runs	Pitcher
1	5/27	BOS	2	Rick Porcello
2	7/5	at KCR	1	Danny Duffy
3	7/6	BAL	1	Wei-Yin Chen
4	7/25	NYT	2	CC Sabathia
5	7/30	SEA	1	J.A. Happ
6	8/6	at TOR	1	Mark Buehrle
7	8/12	TEX	1	Nick Martinez
8	8/17	at NYT	1	Caleb Cotham
9	9/6	at HOU	1	Dallas Keuchel
10	9/7	at KCR	1	Yordano Ventura
11	9/17	LAA	1	Joe Smith

### TORII HUNTER (22)

No.	Date	Opp.	Runs	Pitcher
1	4/19	CLE	3	Anthony Swarzak
2	5/2	CHW	2	Hector Noesi
3	5/4	OAK	3	R.J. Alvarez
4	5/8	at CLE	1	Trevor Bauer
5	5/9	at CLE	1	Bruce Chen
6	5/13	at DET	1	Kyle Lobstein
7	5/23	at CHW	1	Chris Sale
8	6/4	at BOS	3	Steven Wright
9	6/27	at MIL	1	Matt Garza
10	6/27	at MIL	1	Corey Knebel
11	6/28	at MIL	2	Francisco Rodriguez
12	6/30	at CIN	1	Anthony DeSclafani
13	7/6	BAL	1	Wei-Yin Chen
14	7/11	DET	2	Buck Farmer
15	7/24	NYT	1	Brandon Pinder
16	7/25	NYT	3	CC Sabathia
17	8/3	at TOR	1	David Price
18	8/7	at CLE	1	Bryan Shaw
19	9/13	at CHW	3	Chris Sale
20	9/17	LAA	3	Hector Santiago
21	9/20	LAA	1	Matt Shoemaker
22	9/24	CLE	1	Cody Anderson

### JOE MAUER (10)

No.	Date	Opp.	Runs	Pitcher
1	5/20	at PIT	1	Antonio Bastardo
2	6/5	MIL	3	Kyle Lohse
3	6/18	STL	1	Kevin Siegrist
4	6/22	CHW	1	John Danks
5	7/4	at KCR	2	Joe Blanton
6	7/8	BAL	1	Bud Norris
7	8/8	at CLE	1	Trevor Bauer
8	8/14	CLE	1	Corey Kluber
9	9/20	LAA	2	Wesley Wright
10	9/30-1	at CLE	1	Carlos Carrasco

### EDUARDO NUNEZ (4)

No.	Date	Opp.	Runs	Pitcher
1	5/23	at CHW	1	Chris Sale
2	6/22	CHW	2	John Danks
3	8/28	HOU	1	Scott Kazmir
4	8/30	HOU	2	Lance McCullers

### TREVOR PLOUFFE (22)

No.	Date	Opp.	Runs	Pitcher
1	4/13	KCR	1	Danny Duffy
2	4/17	CLE	1	Bryan Shaw
3	4/29	DET	3	Shane Greene
4	5/2	CHW	1	Hector Noesi
5	5/3	CHW	4	John Danks
6	5/19	at PIT	2	Francisco Liriano
7	5/25	BOS	3	Joe Kelly
8	5/31	TOR	2	Drew Hutchison
9	6/10	KCR	1	Luke Hochevar
10	6/26	at MIL	2	Kyle Lohse
11	7/12	DET	1	Shane Greene
12	7/17	at OAK	4	Sonny Gray
13	7/23	at LAA	3	Garrett Richards
14	7/24	NYT	1	Chris Capuano
15	8/6	at TOR	2	Mark Buehrle
16	8/13	TEX	1	Chi Chi Gonzalez
17	8/16	CLE	1	Zach McAllister
18	8/17	at NYT	1	Chasen Shreve
19	9/11	at CHW	1	Erik Johnson
20	9/11	at CHW	1	Nate Jones
21	9/19	LAA	1	Garrett Richards
22	9/28	at CLE	2	Corey Kluber

### EDDIE ROSARIO (13)

No.	Date	Opp.	Runs	Pitcher
1	5/6	OAK	1	Scott Kazmir
2	5/27	BOS	1	Rick Porcello
3	6/8	KCR	1	Ryan Madson
4	6/23	CHW	1	Jeff Samardzija
5	7/30	SEA	3	J.A. Happ
6	8/8	at CLE	1	Trevor Bauer
7	8/15	CLE	1	Josh Tomlin
8	8/25	at TBR	1	Xavier Cedeno
9	9/3	CHW	4	Jeff Samardzija
10	9/16	DET	1	Daniel Norris
11	9/20	LAA	2	Matt Shoemaker
12	9/24	CLE	2	Bryan Shaw
13	9/30-2	at CLE	1	Austin Adams

### MIGUEL SANO (18)

No.	Date	Opp.	Runs	Pitcher
1	7/7	BAL	2	Kevin Gausman
2	7/12	DET	2	Shane Greene
3	7/24	NYT	2	Michael Pineda
4	7/31	SEA	1	Taijuan Walker
5	8/5	at TOR	2	Drew Hutchison
6	8/12	TEX	2	Nick Martinez
7	8/12	TEX	3	Nick Martinez
8	8/17	at NYT	2	Caleb Cotham
9	8/18	at NYT	2	CC Sabathia
10	8/20	at BAL	2	Miguel Gonzalez
11	8/23	at BAL	2	Kevin Gausman
12	8/25	at TBR	3	Nate Karns
13	8/30	HOU	2	Oliver Perez
14	9/1	CHW	1	Nate Jones
15	9/2	CHW	1	Carlos Rodon
16	9/9	at KCR	1	Franklin Morales
17	9/19-1	LAA	2	Trevor Gott
18	9/30-2	AT CLE	1	Zach McAllister

### KURT SUZUKI (5)

No.	Date	Opp.	Runs	Pitcher
1	4/16	KCR	2	Chris Young
2	4/18	CLE	1	Danny Salazar
3	6/20	CHC	1	Jon Lester
4	8/8	at CLE	2	Trevor Bauer
5	9/9	at KCR	1	Kris Medlen

### KENNYS VARGAS (5)

No.	Date	Opp.	Runs	Pitcher
1	4/16	BAL	2	Jason Vargas
2	5/3	CHW	1	Zach Putnam
3	5/6	OAK	3	R.J. Alvarez
4	6/18	STL	1	Carlos Villanueva
5	6/22	CHW	3	John Danks

# TWINS 2015 TRANSACTIONS

DATE	NO	PLAYER	POS	TRANSACTION
01-07-15	36	Boyer, Blaine.....	RHP	Signed to a minor league contract.
03-15-15	38	Darnell, Logan .....	LHP	Optioned to Triple-A Rochester.
	67	Kepler, Max .....	OF	Optioned to Double-A Chattanooga.
	11	Polanco, Jorge .....	INF	Optioned to Double-A Chattanooga.
	73	O'Rourke, Ryan .....	LHP	Reassigned to minor league camp.
	80	Rogers, Taylor .....	LHP	Reassigned to minor league camp.
	68	Berrios, Jose .....	RHP	Reassigned to minor league camp.
	71	Duffey, Tyler .....	LHP	Reassigned to minor league camp.
	82	Garver, Mitch .....	C	Reassigned to minor league camp.
	85	Turner, Stuart .....	C	Reassigned to minor league camp.
	78	Meneses, Heiker .....	IF	Reassigned to minor league camp.
	70	Buxton, Byron .....	OF	Reassigned to minor league camp.
	81	Salcedo, Adrian .....	RHP	Reassigned to minor league camp.
	76	Diaz, Argenis .....	INF	Reassigned to minor league camp.
03-16-15	49	Oliveros, Lester .....	RHP	Optioned to Triple-A Rochester.
	61	Sano, Miguel .....	INF	Optioned to Double-A Chattanooga.
	74	Wheeler, Jason .....	LHP	Optioned to Triple-A Rochester.
03-20-15	51	Meyer, Alex .....	RHP	Optioned to Triple-A Rochester.
	59	Tonkin, Michael .....	RHP	Optioned to Triple-A Rochester.
03-21-15	57	Pressly, Ryan .....	RHP	Optioned to Triple-A Rochester.
03-23-15	55	Pryor, Stephen .....	RHP	Optioned to Triple-A Rochester.
03-24-15	58	Achter, A.J. ....	RHP	Optioned to Triple-A Rochester.
	83	Grimes, Tyler .....	C	Reassigned to minor league camp.
	30	Beresford, James .....	INF	Reassigned to minor league camp.
	66	Martinez, Jose .....	INF	Reassigned to minor league camp.
	53	Farris, Eric .....	OF	Reassigned to minor league camp.
	77	Ortiz, Danny .....	OF	Reassigned to minor league camp.
	2	Dozier, Brian .....	INF	Agreed to terms on four-year contract.
03-27-15	49	Oliveros, Lester .....	RHP	Outrighted to Triple-A Rochester.
03-28-15	65	May, Trevor .....	RHP	Optioned to Triple-A Rochester.
	31	Hicks, Aaron .....	OF	Optioned to Triple-A Rochester.
	60	Rosario, Eddie .....	OF	Optioned to Triple-A Rochester.
	72	Hamburger, Mark .....	RHP	Reassigned to minor league camp.
	84	Rohlfing, Dan .....	C	Reassigned to minor league camp.
03-30-15	36	Boyer, Blaine .....	RHP	Contract selected.
03-31-15	64	Thompson, Aaron .....	LHP	Optioned to Triple-A Rochester.
04-01-15	56	Thielbar, Caleb .....	LHP	Optioned to Triple-A Rochester.
04-02-15	21	Robinson, Shane .....	OF	Contract selected.
	26	Fryer, Eric .....	C	Reassigned to minor league camp.
	17	Bernier, Doug .....	INF	Reassigned to minor league camp.
	43	Pinto, Josmil .....	C	Optioned to Triple-A Rochester.
04-03-15	54	Santana, Ervin .....	RHP	Suspended.
	64	Thompson, Aaron .....	LHP	Recalled from Triple-A Rochester.
04-11-15	47	Nolasco, Ricky .....	RHP	Placed on 15-day disabled list (retro 4/9).
	65	May, Trevor .....	RHP	Recalled from Triple-A Rochester.
04-17-15	52	Duensing, Brian .....	LHP	Placed on 15-day disabled list.
	56	Thielbar, Caleb .....	LHP	Recalled from Triple-A Rochester.
04-30-15	50	Fien, Casey .....	RHP	Placed on 15-day disabled list.
	59	Tonkin, Michael .....	RHP	Recalled from Triple-A Rochester.
05-01-15	22	Stauffer, Tim .....	RHP	Placed on 15-day disabled list (retro 4/30).
	57	Pressly, Ryan .....	RHP	Recalled from Triple-A Rochester.
	56	Thielbar, Caleb .....	LHP	Optioned to Triple-A Rochester.
	33	Milone, Tommy .....	LHP	Optioned to Triple-A Rochester.
05-02-15	52	Duensing, Brian .....	LHP	Reinstated from 15-day DL.
	47	Nolasco, Ricky .....	LHP	Returned from rehab and reinstated from 15-day DL.
05-04-15	31	Arcia, Oswaldo .....	OF	Placed on 15-day disabled list.
	20	Rosario, Eddie .....	OF	Recalled from Triple-A Rochester.
05-05-15	9	Nunez, Eduardo .....	INF	Placed on 15-day disabled list (retro 4/30).
05-06-15	17	Bernier, Doug .....	INF	Recalled from Triple-A Rochester.
05-12-15	21	Robinson, Shane .....	OF	Placed on Family Emergency List.
	32	Hicks, Aaron .....	OF	Recalled from Triple-A Rochester.
05-16-15	21	Robinson, Shane .....	OF	Reinstated from Family Emergency List.
	1	Schafer, Jordan .....	OF	Placed on 15-day disabled list (retro 5/11).



# TWINS 2015 TRANSACTIONS

DATE	NO	PLAYER	POS	TRANSACTION
05-17-15	9	Nunez, Eduardo .....	INF	Reinstated from 15-day disabled list.
05-19-15	19	Vargas, Kennys .....	1B/DH	Optioned to Triple-A Rochester.
05-21-15	17	Bernier, Doug .....	INF	Optioned to Triple-A Rochester.
05-22-15	22	Stauffer, Tim .....	RHP	Returned from rehab and reinstated from 15-day DL.
05-29-15	50	Fien, Casey .....	RHP	Reinstated from 15-day disabled list.
	59	Tonkin, Michael .....	RHP	Optioned to Triple-A Rochester.
06-03-15	59	Tonkin, Michael .....	RHP	Recalled as 26th man.
	31	Arcia, Oswaldo .....	OF	Returned from rehab, reinstated and optioned to AAA
06-04-15	59	Tonkin, Michael .....	RHP	Optioned to Triple-A Rochester.
	33	Milone, Tommy .....	LHP	Recalled from Triple-A Rochester.
	47	Nolasco, Ricky .....	RHP	Placed on 15-day disabled list (retro 6/1).
06-07-15	39	Santana, Danny .....	INF	Optioned to Triple-A Rochester.
06-08-15	19	Vargas, Kennys .....	INF	Recalled from Triple-A Rochester.
06-09-15	20	Rosario, Eddie .....	OF	Placed on Paternity List.
06-10-15	11	Polanco, Jorge .....	INF	Recalled from Double-A Chattanooga.
	11	Polanco, Jorge .....	INF	Optioned to Double-A Chattanooga.
	22	Stauffer, Tim .....	RHP	Designated for Release or Assignment.
06-11-15	59	Tonkin, Michael .....	RHP	Recalled from Triple-A Rochester.
	20	Rosario, Eddie .....	OF	Reinstated from Paternity List.
06-14-15	25	Buxton, Byron .....	OF	Contract selected from Triple-A Rochester.
	32	Hicks, Aaron .....	OF	Placed on 15-day disabled list (retro 6/13).
06-17-15	22	Stauffer, Tim .....	RHP	Released.
06-18-15	1	Schafer, Jordan .....	OF	Released.
06-24-15	59	Tonkin, Michael .....	RHP	Optioned to Triple-A Rochester.
06-26-15	51	Meyer, Alex .....	RHP	Recalled from Triple-A Rochester.
	25	Buxton, Byron .....	OF	Placed on 15-day disabled list (retro 6/25).
	39	Santana, Danny .....	INF	Recalled from Triple-A Rochester.
07-01-15	19	Vargas, Kennys .....	INF	Optioned to Double-A Chattanooga.
07-02-15	22	Sano, Miguel .....	INF	Recalled from Double-A Chattanooga.
07-03-15	21	Robinson, Shane .....	OF	Placed on Family Emergency List.
	32	Hicks, Aaron .....	OF	Returned from rehab and reinstated from 15-day DL.
07-04-15	51	Meyer, Alex .....	RHP	Optioned to Triple-A Rochester.
	54	Santana, Ervin .....	RHP	Reinstated from Restricted List.
07-06-15	57	Pressly, Ryan .....	RHP	Placed on 15-day disabled list (retro 7/5).
	21	Robinson, Shane .....	OF	Reinstated from Family Emergency List.
07-06-15	64	Thompson, Aaron .....	LHP	Optioned to Triple-A Rochester.
07-07-15	61	O'Rourke, Ryan .....	LHP	Contract selected from Triple-A Rochester.
	12	Herrmann, Chris .....	C	Optioned to Triple-A Rochester.
07-08-15	26	Fryer, Eric .....	C	Contract selected from Triple-A Rochester.
	47	Nolasco, Ricky .....	RHP	Transferred to 60-day disabled list.
07-29-15	24	Plouffe, Trevor .....	INF	Placed on Paternity List.
	11	Polanco, Jorge .....	INF	Recalled from Triple-A Rochester.
07-31-15	49	Jepsen, Kevin .....	RHP	Acquired via trade with Rays.
	39	Santana, Danny .....	INF	Optioned to Triple-A Rochester.
	11	Polanco, Jorge .....	INF	Optioned to Double-A Chattanooga.
08-01-15	24	Plouffe, Trevor .....	INF	Reinstated from Paternity List.
08-03-15	33	Milone, Tommy .....	LHP	Placed on 15-day disabled list (retro 8/1).
	56	Duffey, Tyler .....	RHP	Contract selected from Triple-A Rochester.
	57	Pressly, Ryan .....	RHP	Transferred to 60-day disabled list.
08-06-15	56	Duffey, Tyler .....	RHP	Optioned to Triple-A Rochester.
	26	Fryer, Eric .....	C	Designated for Release or Assignment.
08-07-15	12	Herrmann, Chris .....	C	Recalled from Triple-A Rochester.
	58	Achter, A.J. ....	RHP	Recalled from Triple-A Rochester.
08-10-15	25	Buxton, Byron .....	OF	Returned from rehab, reinstated and optioned to Triple-A Rochester.
08-14-15	45	Hughes, Phil .....	RHP	Placed on 15-day disabled list (retro 8/10).
	56	Duffey, Tyler .....	RHP	Recalled from Triple-A Rochester.
	36	Boyer, Blaine .....	RHP	Placed on 15-day disabled list (retro 8/9).
	59	Tonkin, Michael .....	RHP	Recalled from Triple-A Rochester.
08-15-15	59	Tonkin, Michael .....	RHP	Optioned to Triple-A Rochester.
08-16-15	33	Milone, Tommy .....	LHP	Reinstated from 15-day disabled list.
08-19-15	32	Hicks, Aaron .....	OF	Placed on 15-day disabled list.
08-20-15	25	Buxton, Byron .....	OF	Recalled from Triple-A Rochester.
08-21-15	58	Achter, A.J. ....	RHP	Optioned to Triple-A Rochester.

## TWINS 2015 TRANSACTIONS

DATE	NO	PLAYER	POS	TRANSACTION
08-22-15	55	Cotts, Neal	LHP	Acquired via trade with Brewers in exchange for PTBNL or cash.
08-26-15	36	Boyer, Blaine	RHP	Reinstated from 15-day disabled list.
	62	Graham, J.R.	RHP	Placed on 15-day disabled list.
09-01-15	58	Achter, A.J.	RHP	Recalled from Triple-A Rochester.
	39	Santana, Danny	IF	Recalled from Triple-A Rochester.
	59	Tonkin, Michael	RHP	Recalled from Triple-A Rochester.
	19	Vargas, Kennys	1B/DH	Recalled from Triple-A Rochester.
	26	Fryer, Eric	C	Contract selected from Triple-A Rochester.
		Wheeler, Jason	LHP	Outrighted to Triple-A Rochester.
09-04-15	38	Darnell, Logan	LHP	Recalled from Triple-A Rochester.
	32	Hicks, Aaron	OF	Returned from rehab, reinstated from 15-day disabled list.
09-07-15	66	Arteaga, Ivan	CH	Added to coaching staff.
09-11-15	62	Graham, J.R.	RHP	Reinstated from 15-day disabled list.
09-15-15	45	Hughes, Phil	RHP	Reinstated from 15-day disabled list.
09-22-15	67	Keppler, Max	OF	Recalled from Double-A Chattanooga.
09-25-15	47	Nolasco, Ricky	RHP	Reinstated from 60-day disabled list.
	38	Darnell, Logan	LHP	Placed on 60-day disabled list.

## TWINS AT A GLANCE IN 2015

Record:	83-79
Home Record:	46-35
Road Record:	37-44
Record in series:	26-24-3
Series Openers:	27-25
Series Finales:	26-26
Rubber Games:	11-11
Sweeps/Swept:	6/7
April:	10-12
May:	20-7
June:	11-17
July:	12-13
August:	14-14
September/October:	16-16
vs. American League East:	19-14
vs. American League Central:	40-36
vs. American League West:	16-17
vs. National League:	8-12
Games vs. LH Starter:	28-26
Games vs. RH Starter:	55-53
Twins score first:	60-26
Opp. scores first:	23-53
Come-from-behind wins:	33
Leading after 7/8 inn.:	67-4/68-2

Trailing after 7/8 inn.:	7-59/3-68
Tied after 7/8 inn.:	9-16/12-9
Extra-innings:	6-8
1-run games:	21-20
Twins out-hit opp.:	58-8
Opp. out-hit Twins:	17-66
Twins/Opp. have = hits:	8-5
Twins get Quality Start:	51-24
Twins starter goes 6+ IP:	55-37
Most games over .500:	11, last 6/5
Most games under .500:	5, 4/15
Longest winning streak:	6, 8/20-26
Longest losing streak:	5, 3x, last 9/15-19
When Twins score 4+:	61-24
When Twins score 3-:	22-55
Team-high hits:	19, 5/3 vs. CWS
Team-high runs:	15, 8/20 at BAL
Opp.-high hits:	20, 5/14 at DET
Opp.-high runs:	17, 8/8 at CLE
Twins get 10+ hits:	46-11
Walk-Off W/L:	6/5
Shutouts W/L:	12/8
Complete Games:	2, last Gibson, 9/8 at KC
Target Field Sellouts (*15/All-Time):	6/158

## TWINS IN DOUBLEHEADERS IN 2015

DATE	OPPONENT	GAME 1 SCORE	GAME 2 SCORE
June 3	at Boston	L, 3-6	W, 2-0
September 19	vs. Los Angeles-AL	L, 3-4 (12 inn.)	L, 5-2
September 30	at Cleveland	W, 7-1	L, 2-10

# TWINS 2015 HIGHS AND LOWS

## TEAM BATTING:

Most At-Bats, Game	47, 5/20 vs. PIT (13 inn.)
Most Runs, Game	15, 8/20 at BAL
Most Runs, Inning	7, 3x, last 9th inning 7/10 vs. DET
Most Hits, Game	19, 5/3 vs. CWS
Most Hits, Inning	8, 2nd inning 5/25 vs. BOS
Consecutive Hits	5, multiple times
Consecutive Batters Reached Base	8, 3rd inning, 5/3 vs. CWS
Fewest Hits, Game	1, 3x, last 8/14 vs. CLE
Most Doubles, Game	7, 6/13 at TEX
Most Triples, Game	4, 6/14 at TEX
Most Home Runs, Game	4, 2x, last 7/24 vs. NYY
Grand Slams	1, 3x, last Rosario, 9/3 vs. CWS
Most Total Bases, Game	31, 7/24 vs. NYY
Most Extra Base Hits, Game	9, 3x, last 8/7 at CLE
Most RBI, Game	14, 8/20 at BAL
Most Walks	9, 4/10 at CWS
Most Strikeouts	16, 3x, last 10/3 vs. KC
Most Stolen Bases, Game, Twins	2, multiple times
Most Stolen Bases, Game, Opponent	6, 6/29 at CIN
Most Caught Stealing, Game	3, 8/17 at NYY
Most Ground Into Doubleplay, Game	3, 5x, last 10/1 at CLE
Left On Base, Twins	13, 4/10 at CWS
Left On Base, Twins in Extra Innings	12, 4/26 at SEA (11 inn.)
Consecutive Scoreless Innings	24, 4/6-9

## INDIVIDUAL BATTING:

Most At-Bats, Game	6, multiple times
Most Runs, Game	4, Hicks, 8/12 vs. TEX
Most Runs, Inning	1, multiple times
Most Hits, Game	4, 6x, last Hicks, 8/12 vs. TEX
Most Hits, Inning 2, 3x, last Escobar & Nunez, both in 2nd inning 5/25 vs. BOS	
Most Doubles, Game	3, Rosario, 7/24 vs. NYY
Most Triples, Game	2, 2x, last Rosario, 8/7 at CLE
Most Home Runs, Game	2, 5x, last Plouffe, 9/11 at CWS
Grand Slams	1, 3x, Rosario, 9/3 vs. CWS, Plouffe, 5/3 vs. CWS & 7/17 at OAK
Most Total Bases, Game	10, Hunter, 6/27 at MIL
Most Extra Base Hits, Game	3, 4x, last Rosario, 7/30 vs. SEA
Most RBI, Game	6, Sano, 8/12 vs. TEX
Most Walks, Game	3, 3x, last Mauer, 6/20 vs. CHC
Most Strikeouts, Game	4, 4x, last Sano, 9/6 at HOU
Longest Hitting-Streak	11, Mauer, 7/17-31
Consecutive Hits	5, 2x, last Hicks, 7/28-29
Consecutive Hitless At-Bats	21, Schafer, 4/12-24
Most Stolen Bases, Game	2, Dozier, 7/8 vs. BAL
Most Caught Stealing, Game	1, multiple times
Most Ground Into Doubleplay, Game	2, multiple times

## TEAM PITCHING:

Most Runs Allowed	17, 8/8 at CLE
Most Runs, Inning	7, 4th inning 9/12 at CWS
Most Hits Allowed	20, 5/14 at DET
Most Hits Allowed, Inning	6, 1st inning, 6/26 at MIL
Consecutive Hits Allowed	5, 2x, last 3rd inning, 7/19 at OAK
Most Home Runs Allowed, Game	5, 7/19 at OAK
Most Strikeouts	12, 3x, last 9/25 at DET
Most Walks	8, 8/8 at CLE
Fewest Hits Allowed	2, 6/3 at BOS (2)
Pitchers Used	8, 3x, last 9/19-1 vs. LAA (12 inn.)
Consecutive Batters Retired	19, 3rd-9th inning 6/3 at BOS-2
Scoreless Innings Streak	21, 3rd inning, 7/12-6th inning, 7/18
Wild Pitches	3, 8/5 at TOR
Most Innings, Game, Relievers	8.0, 5/31 vs. TOR
Most Hits, Game, Relievers	11, 2x, last 9/17 vs. LAA
Most Runs, Game, Relievers	9, 8/8 at CLE
Most Home Runs, Game, Relievers	4, 2x, last 9/17 vs. LAA
Most Walks, Game, Relievers	6, 8/8 at CLE
Most Strikeouts, Game, Relievers	8, 4/17 vs. CLE (11 inn.)

## INDIVIDUAL PITCHING:

Most Innings, Game, Starter	8.0, 13x, last Gibson, 9/8 at KC
Most Innings, Game, Reliever	3.0, 6x, last Graham, 7/10 vs. DET
Most Hits, Starter	11, 3x, last Milone, 7/31 vs. SEA
Most Hits, Reliever	6, Graham, 5/14 at DET
Most Runs, Starter	8, 5x, last Santana, 8/8 at CLE
Most Runs, Reliever	5, Graham, 5/14 at DET
Most Home Runs, Starter	3, 3x, last Milone, 7/19 at OAK
Most Home Runs, Reliever	2, 7x, last Achter, 9/17 vs. LAA
Most Walks, Starter	5, 2x, last Duffey, 8/15 vs. CLE
Most Walks, Reliever	3, 3x, last O'Rourke, 8/8 at CLE
Most Strikeouts, Starter	11, E. Santana, 9/5 at HOU
Most Strikeouts, Reliever	5, Nolasco, 9/30-2 at CLE
Win-Streak	6, Hughes, 6/19-7/30
Losing-Streak	5, Pelfrey, 6/13-7/22
Low-Hit Complete Game	6, 2x, last Gibson, 9/8 at KC
Most Consecutive Scoreless Innings	20, Gibson 4/26 (5th) to 5/12
Most Consecutive Batters Retired	18, Hughes, 6/19 (4th) to 6/24 (2nd)
Wild Pitches	2, 4x, last Gibson, 9/3 vs. CWS

## TEAM & INDIVIDUAL FIELDING:

Errors, Game, Team	3, 6x, last 10/3 vs. KC
Errors, Game, Individual	2, 4x, last D. Santana, 7/19 at OAK
Errors, Consecutive Games, Team	3, 4x, last 7/28-31
Errors, Consecutive Games Without, Team	10, 7/2-7/12
Doubleplays, Game, Team	4, 4x, last 9/16 vs. DET (12 inn.)
Opponents Doubleplays, Game, Team	3, 5x, last 10/1 at CLE

## TEAM MISCELLANEOUS:

Longest Winning Streak	6, 8/20-8/26
Longest Losing Streak	5, 3x, last 9/15-19
Longest Game, Innings	13.0, 5/20 at PIT
Longest Game, Time (9 Innings)	3:56, 9/17 vs. LAA
Longest Game, Time (Extra Innings)	4:24, 8/23 at BAL (12 inn.)
Longest Delay	3:36, 4/9 at DET
Fastest Game, Time	2:03, 4/24 at SEA
Largest Margin, Victory	13, 2x, last 8/20 at BAL (15-2)
Largest Margin, Loss	13, 2x, last 8/8 at CLE (4-17)
Largest Come From Behind Victory	6, trailing 0-6, win 8-6, 7/10 vs. DET
Largest Home Attendance	40,660, 7/25 vs. NYY
Home Sellouts	6, last 8/29 vs. HOU
Times Shut Out	8, last 9/4 at HOU

## 2015 SCORING BY INNINGS

	1	2	3	4	5	6	7	8	9	X-TRA	TOTAL
TWINS	92	83	95	92	63	75	69	60	59	8	696
OPPONENTS	72	77	93	91	73	82	70	80	48	14	700

## GAMES DECIDED IN LAST AT-BAT

DATE	OPPONENT	SCORE	INN	NOTES
4/17	CLE	3-2	11th	Plouffe WALK-OFF home run in the 11th off Shaw
4/21	at KC	4-5	8th	KC scored twice in the bottom of 8th to take 5-4 lead and win
4/26	at SEA	4-2	11th	Mauer 2 RBI Triple in the 11th off Olson
5/12	DET	1-2	10th	DET WALK-OFF on a RBI single off of Pressly
5/20	at PIT	4-3	13th	Mauer first home run of the season in the top of the 13th
5/22	at CWS	2-3	8th	CWS scored in bottom of 8th to take the 3-2 lead and win
5/29	TOR	4-6	9th	TOR two-run homer in the 9th to take the 6-4 lead and win
6/4	at BOS	8-4	9th	Twins score four runs off Uehara in the 9th to win 8-4
6/14	at TEX	4-3	9th	Rosario doubled off Tolleson to drive in winning run (Buxton)
6/18	STL	2-1	9th	Vargas WALK-OFF home run in the 9th off Villanueva
6/20	CHC	1-4	10th	CHC scored three runs in the top of the 10th off Boyer to take 4-3 lead and win
6/28	at MIL	3-5	8th	MIL scored four runs in the bottom of the 8th to take a 5-1 lead and later win
7/3	at KC	2-3	10th	KC WALK-OFF on fielder's choice off of Thompson in the 10th
7/5	at KC	2-3	9th	KC WALK-OFF on RBI double off of Thompson in the 9th
7/6	BAL	4-2	10th	Dozier WALK-OFF two-run homer off Hunter in the 10th
7/10	DET	8-6	9th	Dozier WALK-OFF three-run homer off Soria to win 8-6 in the 9th
7/18	at OAK	2-3	10th	Vogt WALK-OFF single off Fien to win 3-2 in the 10th
7/25	NY Yankees	5-8	9th	NY Yankees scored four runs in 9th to take 8-5 lead and win
7/28	PIT	7-8	9th	Kang solo home run off Perkins in 9th to take 8-7 lead and win (PIT)
8/1	SEA	3-2	9th	Suzuki WALK-OFF RBI single off Smith to take 3-2 lead and win
8/2	SEA	1-4	11th	SEA scored three runs in top of 11th to take 4-1 lead and later win
8/7	at CLE	10-9	9th	Hunter hit solo homer in top of 9th to take 9-8 lead and later win
8/11	TEX	3-2	9th	Escobar doubled off Patton to drive in winning run (Suzuki)
8/17	at NY Yankees	7-8	10th	NY Yankees WALK-OFF on groundout to score winning run off Perkins
8/23	at BAL	4-3	12th	Escobar scored on an E5 to take a 4-3 lead in the 12th
9/5	at HOU	3-2	9th	Twins scored two runs in the 9th to take the lead and later win
9/9	at KC	3-2	12th	Sano hit pinch hit home run to take a 3-2 lead and later win
9/16	DET	7-4	12th	DET scored three runs off Duensing in the 12th to take the lead and later win
9/19	LAA	4-3	12th	LAA scored on Tonkin in the 12th to take the lead and later win
9/25	at DET	4-6	8th	Davis homered off Perkins to take a 4-2 lead and later win (DET)
10/1	at CLE	4-2	9th	Twins scored two runs in the 9th to take the lead and later win

## TWINS IN EXTRA INNING GAMES [6-8]

DATE	OPPONENT	W/L	INN	RECORD AFTER	WINNING PITCHER	LOSING PITCHER	SAVE
4/17	CLE	W, 3-2	11th	4-6	Boyer	Shaw	--
4/26	at SEA	W, 4-2	11th	8-10	Fien	Olson	Perkins
5/12	DET	L, 1-2	10th	18-15	Nesbitt	Pressly	--
5/20	at PIT	W, 4-3	13th	23-17	Duensing	Bastardo	Perkins
6/20	CHC	L, 1-4	10th	37-31	Motte	Boyer	Rondon
7/3	at KC	L, 2-3	10th	42-38	Davis	Thompson	--
7/6	BAL	W, 4-2	10th	44-39	May	Hunter	--
7/18	at OAK	L, 2-3	10th	50-40	Pomeranz	Fien	--
8/2	SEA	L, 1-4	11th	54-50	Rodney	Jepsen	Wilhelmsen
8/17	at NY Yankees	L, 7-8	10th	59-59	Miller	Perkins	--
8/23	at BAL	W, 4-3	12th	63-61	Perkins	Matusz	Milone
9/9	at KC	W, 3-2	12th	72-67	Boyer	Morales	Jepsen
9/16	DET	L, 4-7	12th	75-70	Krol	Duensing	--
9/19	LAA	L, 3-4	12th	75-72	Morin	Boyer	Street

## COME FROM BEHIND WINS

Win #	Date	Opponent	Largest Deficit	Inning	Final Score
1	4/16	KC	0-2	2nd	5-3
2	4/17	CLE	0-2	6th	3-2
3	4/25	@SEA	1-2	4th	8-5
4	4/28	DET	1-2	7th	3-2
5	5/2	CWS	1-3	3rd	5-3
6	5/4	OAK	0-4	2nd	8-7
7	5/7	OAK	0-2	5th	6-5
8	5/15	TB	0-1	3rd	3-2
9	5/27	BOS	0-2	3rd	6-4
10	5/31	TOR	1-4	6th	6-5
11	6/4	@BOS	0-4	6th	8-4
12	6/14	@TEX	2-3	6th	4-3
13	6/17	STL	0-1	4th	3-4
14	6/18	STL	0-1	9th	2-1
15	6/22	CWS	1-2	4th	13-2
16	6/24	CWS	0-1	4th	6-1
17	6/27	@MIL	0-1	5th	5-2
18	7/6	BAL	0-1	1st	4-2
19	7/8	BAL	0-1	6th	5-3
20	7/10	DET	0-6	9th	8-6
21	7/30	SEA	0-2	1st	9-5
22	8/1	SEA	1-2	9th	3-2
23	8/7	@CLE	7-9	6th	10-9
24	8/11	TEX	0-2	9th	3-2
25	8/16	CLE	0-1	2nd	4-1
26	8/21	@BAL	1-3	6th	4-3
27	8/22	@BAL	1-2	6th	3-2
28	8/23	@BAL	2-3	5th	4-3
29	8/26	@TB	1-2	5th	5-3
30	9/1	CWS	4-5	8th	8-6
31	9/5	@HOU	0-1	6th	3-2
32	9/11	@CWS	1-2	6th	6-3
33	10/1	@CLE	1-2	9th	4-2

## BLOWN LEADS

Loss #	Date	Opponent	Largest Lead	Inning	Final Score
1	4/11	@CWS	4-0	2nd	4-5
2	4/13	KC	1-0	2nd	3-12
3	4/20	@KC	1-0	3rd	1-7
4	4/21	@KC	5-3	6th	5-6
5	4/29	DET	7-3	5th	7-10
6	5/10	@CLE	1-0	1st	2-8
7	5/17	TB	1-0	2nd	3-11
8	5/22	CWS	2-0	3rd	2-3
9	5/29	TOR	4-0	1st	4-6
10	6/12	@TEX	1-0	7th	2-6
11	6/13	@TEX	3-1	3rd	7-11
12	6/16	@STL	1-0	1st	2-3
13	6/20	CHI	1-0	3rd	1-4
14	6/23	CWS	2-1	6th	2-6
15	6/26	@MIL	1-0	1st	4-10
16	6/28	@MIL	1-0	7th	3-5
17	7/3	@KC	2-1	8th	2-3
18	7/5	@KC	2-0	5th	2-3
19	7/9	DET	2-1	6th	2-4
20	7/18	@OAK	2-1	9th	2-3
21	7/22	@LAA	2-1	3rd	2-5
22	7/25	NYN	5-0	9th	5-8
23	7/26	NYN	1-0	5th	2-7
24	7/28	PIT	2-0	5th	7-8
25	7/29	PIT	3-1	5th	4-10
26	8/3	@TOR	1-0	2nd	1-5
27	8/5	@TOR	3-0	2nd	7-9
28	8/8	@CLE	1-0	1st	4-17
29	8/13	TEX	4-0	5th	5-6
30	8/17	@NYN	7-5	6th	7-8
31	8/18	@NYN	4-1	7th	4-8
32	8/19	@NYN	3-2	6th	3-4
33	8/27	@TB	4-2	6th	4-5
34	9/3	CWS	4-1	7th	4-6
35	9/6	@HOU	2-0	7th	5-8
36	9/12	@CWS	2-0	4th	2-8
37	9/16	DET	4-3	9th	4-7
38	9/17	LAA	5-0	2nd	8-11
39	9/24	@DET	4-0	7th	4-6
40	10/2	KC	1-0	3rd	1-3

## OUTFIELD ASSISTS

Rosario.....	16
Hicks.....	9
Hunter.....	6
Robinson.....	5
Escobar.....	4
Buxton.....	2
Nunez.....	1
Schafer.....	1
<b>Total .....</b>	<b>44</b>

## TWINS IN APRIL

PLAYER	AVG	G	AB	R	H	2B	3B	HR	RBI	SH	SF	HB	BB	SO	SB	CS	E	OBP
Arcia,O	.250	17	52	5	13	0	0	2	7	0	1	1	4	13	0	0	1	.310
Dozier,B	.220	21	82	17	18	6	0	2	10	0	2	1	10	20	1	0	0	.305
Escobar,E	.189	17	53	6	10	2	0	1	5	0	0	2	0	14	1	0	1	.218
RIGHT	.160		25		4	0	0	1	4	0	0	0	0	8				.160
LEFT	.214		28		6	2	0	0	1	0	0	2	0	6				.267
Herrmann,C	.235	8	17	4	4	1	1	0	4	0	0	0	2	4	0	0	0	.316
Hunter,T	.205	19	73	6	15	5	0	1	7	0	1	0	4	14	1	1	1	.244
Mauer,J	.318	22	85	7	27	6	1	0	13	0	1	0	11	14	0	0	1	.392
Nunez,E	.409	8	22	4	9	4	0	0	2	0	0	0	2	3	0	1	1	.458
Plouffe,T	.241	21	79	9	19	3	0	3	8	0	0	0	9	18	0	0	1	.318
Robinson,S	.342	17	38	9	13	1	0	0	6	0	0	0	4	7	2	1	0	.405
Santana,D	.256	19	78	8	20	3	0	0	4	3	0	1	0	24	1	2	6	.266
RIGHT	.308		26		8	2	0	0	2	1	0	1	0	8				.333
LEFT	.231		52		12	1	0	0	2	2	0	0	0	16				.231
Schafer,J	.188	19	48	2	9	2	0	0	2	1	0	0	1	16	0	2	1	.204
Suzuki,K	.241	18	58	6	14	0	0	2	9	1	0	1	6	9	0	0	1	.323
Vargas,K	.172	17	64	3	11	1	0	1	4	0	0	0	5	21	0	0	0	.232
RIGHT	.269		26		7	0	0	1	3	0	0	0	2	9				.321
LEFT	.105		38		4	1	0	0	1	0	0	0	3	12				.171
MINNESOTA	.243	22	749	86	182	34	2	12	81	5	5	6	58	177	6	7	14	.301
OPPONENTS	.268	22	753	100	202	44	6	24	91	5	7	6	60	116	17	5	18	.324

PITCHER	W	L	ERA	G	GS	CG	SH	SV	IP	H	R	ER	HR	HB	BB	SO	WP	BK	BAA
Boyer,B	1	1	3.65	11	0	0	0	0	12.1	14	6	5	1	0	3	6	1	0	.298
Duensing,B	0	0	7.36	6	0	0	0	1	3.2	4	3	3	0	1	1	1	0	0	.286
Fien,C	1	2	4.35	9	0	0	0	0	10.1	10	5	5	1	0	0	3	0	0	.250
Gibson,K	1	2	4.84	4	4	0	0	0	22.1	26	13	12	2	1	12	6	2	0	.295
Graham,J	0	0	3.18	6	0	0	0	0	5.2	7	4	2	1	1	4	5	0	0	.292
Hughes,P	0	4	4.55	5	5	1	0	0	31.2	37	16	16	6	0	2	26	0	0	.289
May,T	2	1	4.43	4	4	0	0	0	20.1	25	10	10	1	0	3	17	0	0	.298
Milone,T	2	1	4.76	4	4	0	0	0	22.2	22	12	12	5	0	11	13	3	0	.256
Nolasco,R	0	1	18.00	1	1	0	0	0	3.0	6	6	6	0	0	4	2	0	0	.400
Pelfrey,M	2	0	2.25	4	4	0	0	0	24.0	18	7	6	2	3	9	15	2	0	.209
Perkins,G	0	0	1.00	10	0	0	0	6	9.0	5	1	1	0	0	0	8	1	0	.156
Stauffer,T	1	0	8.38	8	0	0	0	0	9.2	16	10	9	3	0	6	2	1	0	.372
Thielbar,C	0	0	5.40	6	0	0	0	0	5.0	5	3	3	0	0	0	5	1	0	.263
Thompson,A	0	0	2.57	11	0	0	0	0	14.0	7	4	4	2	0	5	7	0	0	.152
Tonkin,M	0	0	0.00	1	0	0	0	0	0.1	0	0	0	0	0	0	0	0	0	.000
MINNESOTA	10	12	4.36	22	22	1	2	7	194.0	202	100	94	24	6	60	116	11	0	.268
OPPONENTS	12	10	3.63	22	22	1	3	6	196.0	182	86	79	12	6	58	177	9	1	.243

## TWINS RELIEVERS IN 2015

	1st Batter Faced							
PITCHER	H/AB	BB	K	AVG	SV/OPP	HLD	IR/IRS	IRS %
Achter	2/9	2	4	.222	0/0	0	9/4	44.4%
Boyer	19/60	6	6	.317	1/3	19	38/ 18	47.4%
Cotts	2/13	3	1	.154	0/0	1	12/ 3	25.0%
Duensing	6/51	3	10	.118	1/2	6	45/ 10	22.2%
Fien	13/59	3	11	.220	0/4	18	22/ 4	18.2%
Graham	12/33	3	10	.364	0/1	0	20/ 11	55.0%
Hughes	1/2	0	0	.500	0/0	0	0/ 0	...
Jepsen	3/28	1	7	.107	10/ 11	2	1/ 0	0.0%
May	9/28	3	8	.321	0/2	7	9/ 3	33.3%
Meyer	0/1	0	0	.000	0/0	0	3/ 1	33.3%
Milone	0/1	0	0	.000	1/1	0	0/ 0	...
Nolasco	0/1	0	0	.000	0/0	0	0/ 0	...
O'Rourke	3/25	2	14	.120	0/0	0	21/ 4	19.0%
Perkins	10/56	3	16	.179	32/ 35	3	13/ 4	30.8%
Pressly	4/24	3	4	.167	0/0	4	13/ 2	15.4%
Robinson	0/0	1	0	...	0/0	0	3/ 2	66.7%
Stauffer	3/13	0	4	.231	0/0	1	13/ 6	46.2%
Thielbar	1/6	0	0	.167	0/0	1	6/ 1	16.7%
Thompson	10/35	2	4	.286	0/1	9	34/ 10	29.4%
Tonkin	7/20	4	1	.350	0/0	5	22/ 8	36.4%
TEAM	105/465	39	100	.226	45/ 60	76	284/ 91	32.0%



## TWINS IN MAY

PLAYER	AVG	G	AB	R	H	2B	3B	HR	RBI	SH	SF	HB	BB	SO	SB	CS	E	OBP
Arcia,O	.500	2	6	1	3	0	0	0	1	0	0	1	0	2	0	0	0	.571
Bernier,D	.200	4	5	1	1	1	0	0	2	0	0	0	1	3	0	0	0	.333
Dozier,B	.287	27	108	24	31	10	3	7	15	0	1	2	10	26	2	1	1	.355
Escobar,E	.273	23	77	6	21	5	0	1	12	1	2	0	3	17	0	1	1	.293
RIGHT	.250		24		6	0	0	1	6	0	2	0	1	5				.259
LEFT	.283		53		15	5	0	0	6	1	0	0	2	12				.309
Herrmann,C	.125	7	24	3	3	0	0	1	2	0	0	0	1	7	0	0	2	.160
Hicks,A	.259	17	58	8	15	1	0	1	2	0	0	0	3	11	3	1	0	.295
RIGHT	.263		19		5	0	0	0	0	0	0	0	1	5				.300
LEFT	.256		39		10	1	0	1	2	0	0	0	2	6				.293
Hunter,T	.333	25	99	19	33	5	0	6	25	0	1	0	10	18	0	1	1	.391
Mauer,J	.240	26	100	15	24	5	1	1	17	0	2	1	5	19	1	0	1	.278
Nunez,E	.188	6	16	2	3	1	0	1	2	0	0	0	1	2	0	1	0	.235
Plouffe,T	.312	25	93	13	29	7	1	5	21	0	1	0	11	21	0	0	2	.381
Robinson,S	.189	13	37	6	7	1	0	0	2	0	0	0	1	5	1	0	0	.211
Rosario,E	.298	18	57	5	17	1	0	2	10	1	1	0	2	19	3	1	2	.317
Santana,D	.198	25	86	13	17	4	3	0	6	1	0	1	2	21	3	1	5	.225
RIGHT	.207		29		6	2	1	0	2	1	0	1	1	7				.258
LEFT	.193		57		11	2	2	0	4	0	0	0	1	14				.207
Schafer,J	.286	8	21	7	6	1	0	0	3	1	0	0	2	7	0	1	0	.348
Suzuki,K	.233	21	73	7	17	6	0	0	5	0	2	2	6	7	0	0	0	.301
Vargas,K	.366	12	41	9	15	2	0	2	6	0	0	0	2	9	0	0	0	.395
RIGHT	.583		12		7	0	0	0	1	0	0	0	1	0				.615
LEFT	.276		29		8	2	0	2	5	0	0	0	1	9				.300
Nolasco,R	.000	6	3	0	0	0	0	0	0	0	0	0	0	3	0	0	1	.000
Pelfrey,M	1.000	5	2	0	2	0	0	0	0	0	0	0	0	0	0	0	0	1.000
MINNESOTA	.269	27	906	139	244	50	8	27	131	4	10	7	60	197	13	8	16	.316
OPPONENTS	.277	27	954	104	264	46	5	23	103	4	8	11	57	165	11	7	20	.322

PITCHER	W	L	ERA	G	GS	CG	SH	SV	IP	H	R	ER	HR	HB	BB	SO	WP	BK	BAA
Boyer,B	0	0	0.68	14	0	0	0	1	13.1	10	1	1	1	0	3	5	2	0	.213
Duensing,B	2	0	7.71	13	0	0	0	0	7.0	11	6	6	1	0	5	4	2	0	.367
Fien,C	0	0	0.00	2	0	0	0	0	2.0	1	0	0	0	0	0	3	0	0	.143
Gibson,K	3	1	1.36	6	6	0	0	0	39.2	33	7	6	3	3	9	24	1	0	.228
Graham,J	0	0	3.07	8	0	0	0	0	14.2	13	7	5	2	0	3	12	0	0	.245
Hughes,P	4	0	4.64	5	5	0	0	0	33.0	38	17	17	6	1	4	15	0	0	.284
May,T	1	2	5.52	5	5	0	0	0	29.1	35	18	18	3	1	6	24	0	0	.297
Nolasco,R	5	0	4.25	6	6	0	0	0	29.2	38	17	14	1	1	6	26	1	1	.314
Pelfrey,M	2	1	3.21	5	5	0	0	0	28.0	31	11	10	1	4	7	11	0	0	.287
Perkins,G	0	1	2.40	15	0	0	0	13	15.0	18	4	4	2	0	3	13	1	0	.286
Pressly,R	3	1	3.29	13	0	0	0	0	13.2	10	5	5	0	0	6	14	1	0	.200
Stauffer,T	0	0	6.75	2	0	0	0	0	2.2	5	2	2	1	0	1	0	0	0	.455
Thompson,A	0	1	4.66	14	0	0	0	0	9.2	13	5	5	0	0	2	7	0	0	.325
Tonkin,M	0	0	5.40	10	0	0	0	0	6.2	8	4	4	2	1	2	7	0	0	.296
MINNESOTA	20	7	3.57	27	27	0	2	14	244.1	264	104	97	23	11	57	165	8	1	.277
OPPONENTS	7	20	4.63	27	27	1	0	2	235.0	244	139	121	27	7	60	197	11	0	.269

## 2015 TWINS ON DISABLED LIST

Player	Injury	Date On (Retro)	Date Off	Games Missed
Ricky Nolasco	Right Elbow Inflammation	4/11 (4/9)	5/2	21
Brian Duensing	Right Intercostal Strain	4/17	5/2	14
Casey Fien	Right Shoulder Strain	4/30	5/29	25
Tim Stauffer	Right Intercostal Strain	5/1 (4/30)	5/22	19
Oswaldo Arcia	Right Hip Flexor Strain	5/4	6/3	26
Eduardo Nunez	Left Oblique Strain	5/5 (4/30)	5/17	17
Jordan Schafer	Right MCL Sprain	5/16 (5/11)	6/18	34
Ricky Nolasco	Right Ankle Impingement (transferred to 60-day DL on July 8)	6/4 (6/1)	9/25	103
Aaron Hicks	Right Forearm Strain	6/14 (6/13)	7/3	19
Byron Buxton	Left Thumb Sprain	6/26 (6/25)	8/10	39
Ryan Pressly	Right Lat Strain (transferred to 60-day DL on August 3)	7/6 (7/5)		81
Tommy Milone	Left Elbow Strain	8/3 (8/1)	8/16	14
Blaine Boyer	Right Elbow Inflammation	8/14 (8/9)	8/26	15
Phil Hughes	Lower Back Inflammation	8/14 (8/10)	9/15	32
Aaron Hicks	Left Hamstring Strain	8/19	9/4	13
J.R. Graham	Right Shoulder Inflammation	8/26	9/11	14
Logan Darnell	Pneumonia (60-day DL)	9/25		n/a (DNP)

# TWINS IN JUNE

PLAYER	AVG	G	AB	R	H	2B	3B	HR	RBI	SH	SF	HB	BB	SO	SB	CS	E	OBP
Buxton,B	.189	11	37	5	7	1	1	0	0	0	0	0	2	15	1	2	0	.231
Dozier,B	.287	28	108	19	31	8	0	7	15	0	1	2	10	23	4	2	2	.355
Escobar,E	.271	19	59	5	16	4	2	2	11	0	1	0	5	14	1	2	2	.323
RIGHT	.188		16		3		1	0	0	1	0	0	1	5				.235
LEFT	.302		43		13		3	2	2	10	0	1	0	4	9			.354
Herrmann,C	.176	8	17	3	3	2	0	0	2	1	0	1	2	7	0	0	0	.300
Hicks,A	.229	11	35	1	8	1	0	0	0	0	0	0	3	6	3	0	0	.289
RIGHT	.125		8		1		1	0	0	0	0	0	1	2				.222
LEFT	.259		27		7		0	0	0	0	0	0	2	4				.310
Hunter,T	.258	25	93	15	24	5	0	5	12	0	0	2	7	15	0	0	2	.324
Mauer,J	.240	28	96	8	23	3	0	3	9	0	1	0	15	17	0	1	2	.339
Nunez,E	.298	19	57	7	17	7	1	1	7	1	1	0	4	11	3	1	1	.339
Plouffe,T	.210	27	105	13	22	8	1	2	13	0	1	0	6	17	1	0	2	.250
Polanco,J	.333	1	3	0	1	0	0	0	0	0	0	0	1	0	0	0	1	.500
Robinson,S	.222	18	36	3	8	1	2	0	4	1	1	0	3	4	1	0	0	.275
Rosario,E	.266	25	94	13	25	4	2	2	7	0	0	0	5	18	3	1	1	.303
Santana,D	.138	10	29	1	4	0	0	0	3	2	0	0	2	8	1	0	1	.194
RIGHT	.400		5		2		0	0	0	0	0	0	0	2				.400
LEFT	.083		24		2		0	0	0	3	2	0	0	2	6			.154
Suzuki,K	.217	23	83	5	18	3	0	1	9	0	2	0	5	11	0	0	0	.256
Vargas,K	.235	17	51	5	12	1	0	2	5	0	0	0	0	17	0	0	0	.235
RIGHT	.375		16		6		0	0	1	4	0	0	0	6				.375
LEFT	.171		35		6		1	0	1	1	0	0	0	11				.171
Duensing,B	.000	8	1	0	0	0	0	0	0	0	0	0	0	0	0	0	0	.000
Gibson,K	.200	5	5	0	1	0	0	0	0	0	0	0	0	2	0	0	0	.200
Hughes,P	.000	6	3	0	0	0	0	0	0	0	0	0	0	0	0	0	0	.000
May,T	.000	5	1	0	0	0	0	0	0	0	0	0	0	1	0	0	1	.000
Milone,T	.000	5	2	0	0	0	0	0	0	0	0	0	0	1	0	0	0	.000
Pelfrey,M	.000	6	1	0	0	0	0	0	0	0	0	0	0	1	0	0	0	.000
MINNESOTA	.240	28	916	103	220	48	9	25	97	5	8	5	70	188	18	9	15	.295
OPPONENTS	.275	28	950	121	261	50	2	30	114	9	3	3	68	169	20	3	18	.324

PITCHER	W	L	ERA	G	GS	CG	SH	SV	IP	H	R	ER	HR	HB	BB	SO	WP	BK	BAA
Boyer,B	1	2	3.38	12	0	0	0	0	10.2	12	7	4	1	0	3	6	1	0	.279
Duensing,B	0	0	5.87	8	0	0	0	0	7.2	6	5	5	0	1	4	5	0	0	.231
Fien,C	1	1	3.97	11	0	0	0	0	11.1	11	5	5	2	0	2	8	0	0	.244
Gibson,K	1	3	4.70	5	5	0	0	0	30.2	29	17	16	5	0	8	28	0	0	.248
Graham,J	0	0	2.93	7	1	0	0	0	15.1	18	7	5	3	1	4	10	0	0	.300
Hughes,P	3	2	3.76	6	6	0	0	0	40.2	42	17	17	7	0	4	23	0	0	.269
May,T	1	3	3.70	5	5	0	0	0	24.1	27	11	10	3	1	6	24	2	0	.281
Meyer,A	0	0	16.88	2	0	0	0	0	2.2	4	5	5	2	0	3	3	0	0	.364
Milone,T	2	0	2.03	5	5	0	0	0	31.0	29	9	7	3	0	7	22	0	0	.246
Pelfrey,M	1	4	5.35	6	6	0	0	0	35.1	48	21	21	2	0	13	16	1	0	.338
Perkins,G	0	0	0.00	8	0	0	0	6	8.1	3	0	0	0	0	2	8	1	0	.107
Pressly,R	0	1	2.84	12	0	0	0	0	12.2	14	4	4	0	0	5	7	1	0	.286
Stauffer,T	0	0	0.00	3	0	0	0	0	2.2	3	1	0	0	0	0	4	1	0	.273
Thompson,A	1	1	10.80	12	0	0	0	0	6.2	10	9	8	0	0	4	2	0	0	.357
Tonkin,M	0	0	6.75	5	0	0	0	0	4.0	5	3	3	2	0	3	3	0	0	.313
MINNESOTA	11	17	4.06	28	28	0	2	6	244.0	261	121	110	30	3	68	169	7	0	.276
OPPONENTS	17	11	3.38	28	28	1	3	8	247.2	220	103	93	25	5	70	188	13	1	.240

## 2015 RECORD WHEN...

	Runs	Scoring	Allowing
0	0 -	8	12 - 0
1	1 -	19	16 - 1
2	5 -	20	25 - 5
3	16 -	8	12 - 9
4	12 -	12	4 - 10
5	6 -	5	9 - 9
6	10 -	0	2 - 13
7	10 -	6	2 - 6
8	11 -	1	0 - 10
9	3 -	0	1 - 2
10+	9 -	0	0 - 14
Totals	83 -	79	83 - 79

# TWINS IN JULY

PLAYER	AVG	G	AB	R	H	2B	3B	HR	RBI	SH	SF	HB	BB	SO	SB	CS	E	OBP
Dozier,B	.206	24	97	14	20	4	0	6	16	0	2	1	10	26	2	0	1	.282
Escobar,E	.200	12	35	0	7	2	1	0	3	1	0	0	1	8	0	0	0	.222
RIGHT	.235		17		4	2	0	0	1	0	0	0	0	2				.235
LEFT	.167		18		3	0	1	0	2	1	0	0	1	6				.211
Fryer,E	.200	6	15	2	3	1	0	0	2	0	0	0	3	8	0	0	1	.333
Herrmann,C	.000	2	6	0	0	0	0	0	0	0	0	0	1	3	0	0	1	.143
Hicks,A	.346	23	78	15	27	2	2	4	16	0	2	1	11	13	3	2	0	.424
RIGHT	.548		31		17	0	0	4	8	0	0	0	4	3				.600
LEFT	.213		47		10	2	2	0	8	0	2	1	7	10				.316
Hunter,T	.188	22	85	8	16	0	0	4	11	0	1	1	4	19	0	1	0	.231
Mauer,J	.298	25	94	11	28	6	0	2	5	0	0	0	6	17	0	0	0	.340
Nunez,E	.161	11	31	0	5	0	0	0	1	0	0	0	0	3	1	0	1	.161
Plouffe,T	.271	22	85	14	23	6	1	4	13	1	0	1	5	15	1	0	1	.319
Polanco,J	.286	3	7	1	2	0	0	0	1	0	0	0	1	1	1	0	1	.375
RIGHT	.667		3		2	0	0	0	1	0	0	0	0	0				.667
LEFT	.000		4		0	0	0	0	0	0	0	0	1	1				.200
Robinson,S	.222	11	18	3	4	1	1	0	1	0	0	1	0	5	1	0	0	.263
Rosario,E	.311	24	90	16	28	8	4	1	7	1	0	0	1	21	2	3	2	.319
Sano,M	.297	22	74	12	22	6	0	4	14	0	1	0	17	31	0	1	0	.424
Santana,D	.236	20	55	7	13	3	2	0	7	1	0	1	1	13	2	1	3	.263
RIGHT	.214		14		3	0	0	0	0	0	0	1	0	4				.267
LEFT	.244		41		10	3	2	0	7	1	0	0	1	9				.262
Suzuki,K	.234	20	64	3	15	2	0	0	7	2	0	1	3	5	0	0	0	.279
Vargas,K	.333	1	3	0	1	0	0	0	0	0	0	0	0	1	0	0	0	.333
May,T	.000	9	2	0	0	0	0	0	0	0	0	0	0	2	0	0	1	.000
MINNESOTA	.255	25	839	106	214	41	11	25	104	6	6	7	64	191	13	8	15	.311
OPPONENTS	.263	25	859	109	226	40	2	32	102	5	8	7	55	163	10	0	16	.310

PITCHER	W	L	ERA	G	GS	CG	SH	SV	IP	H	R	ER	HR	HB	BB	SO	WP	BK	BAA
Boyer,B	0	1	3.68	10	0	0	0	0	7.1	7	3	3	1	0	5	4	0	0	.250
Duensing,B	1	0	2.35	8	0	0	0	0	7.2	3	2	2	0	0	2	5	0	0	.125
Fien,C	0	1	5.59	10	0	0	0	0	9.2	12	7	6	2	0	1	4	0	0	.300
Gibson,K	3	2	3.73	5	5	0	0	0	31.1	30	15	13	2	1	10	30	1	0	.256
Graham,J	0	0	6.08	7	0	0	0	0	13.1	12	9	9	2	1	2	12	2	0	.231
Hughes,P	3	0	3.56	5	5	0	0	0	30.1	40	12	12	6	0	2	16	0	0	.315
May,T	2	1	2.87	9	1	0	0	0	15.2	18	6	5	1	1	5	13	2	0	.286
Milone,T	1	2	4.88	5	5	0	0	0	27.2	30	17	15	6	1	5	22	0	0	.275
O'Rourke,R	0	0	1.00	9	0	0	0	0	9.0	3	1	1	1	0	4	12	0	0	.103
Pelfrey,M	0	2	4.30	4	4	0	0	0	23.0	29	14	11	2	2	6	11	1	0	.312
Perkins,G	0	2	5.59	10	0	0	0	4	9.2	9	6	6	3	0	1	8	1	0	.243
Pressly,R	0	0	0.00	2	0	0	0	0	1.1	3	0	0	0	0	1	1	0	0	.500
Santana,E	2	1	3.78	5	5	0	0	0	33.1	28	16	14	6	1	11	24	2	0	.220
Thompson,A	0	1	4.50	4	0	0	0	0	2.0	2	1	1	0	0	0	1	1	0	.286
MINNESOTA	12	13	3.98	25	25	0	3	4	221.1	226	109	98	32	7	55	163	10	0	.263
OPPONENTS	13	12	4.04	25	25	1	1	4	220.2	214	106	99	25	7	64	191	10	1	.255

PLAYER	MULTI-HIT GAMES					MULTI-RBI GAMES					LAST HOME RUN HIT			
	2H	3H	4H	5H	TOTAL	2RBI	3RBI	4RBI	5+RBI	TOTAL	DATE	OPP.	ON	PITCHER
Arcia	3	0	0	0	3	2	0	0	0	2	4/29/15	DET	1	Greene
Bernier	0	0	0	0	0	1	0	0	0	1	.....	...	...	.....
Buxton	7	1	0	0	8	2	0	0	0	2	9/30/15-1	at CLE	0	Armstrong
Dozier	30	4	1	0	35	10	2	3	0	15	9/23/15	CLE	0	Kluber
Escobar	17	8	1	0	26	10	3	0	1	14	9/26/15	at DET	1	Lobstein
Fryer	1	0	0	0	1	1	0	0	0	1	8/5/14	at CWS	0	Rienzo
Herrmann	2	0	0	0	2	1	0	0	0	1	8/15/15	CLE	0	Tomlin
Hicks	20	3	1	0	24	6	1	0	0	7	9/17/15	LAA	0	Smith
Hunter	17	9	1	0	27	8	8	2	0	18	9/24/15	CLE	0	Anderson
Kepler	0	0	0	0	0	0	0	0	0	0	.....	...	...	.....
Mauer	30	5	1	0	36	9	5	0	0	14	9/30/15-1	at CLE	0	Carrasco
Nunez	12	1	0	0	13	5	0	0	0	5	8/30/15	HOU	1	McCutters
Plouffe	25	8	0	0	33	14	4	2	1	21	9/28/15	at CLE	1	Kluber
Polanco	1	0	0	0	1	0	0	0	0	0	...	...	...	.....
Robinson	7	1	0	0	8	1	0	0	0	1	6/11/13	at NYM	0	Aardsma
Rosario	28	6	0	0	34	9	2	1	0	12	9/30/15-2	at CLE	0	Adams
Santana	10	3	0	0	13	5	0	0	0	5	8/31/14	at BAL	1	Brach
Sano	13	3	0	0	16	9	4	0	1	14	9/30/15-2	at CLE	0	McAllister
Schafer	0	2	0	0	2	2	0	0	0	2	9/14/14	at CWS	1	Noesi
Suzuki	22	5	0	0	27	9	0	0	0	9	9/9/15	at KC	0	Medlen
Vargas	11	0	1	0	12	1	1	1	0	3	6/22/15	CWS	2	Danks

## TWINS PRE-ALL-STAR BREAK

PLAYER	AVG	G	AB	R	H	2B	3B	HR	SH	SF	HB	BB	SO	SB	CS	E	OBP
Arcia,O	.276	19	58	6	16	0	0	2	8	0	1	2	4	15	0	0	.338
Bernier,D	.200	4	5	1	1	1	0	0	2	0	0	1	3	0	0	0	.333
Buxton,B	.189	11	37	5	7	1	1	0	0	0	0	2	15	1	2	0	.231
Dozier,B	.256	88	347	67	89	26	3	19	50	0	6	34	78	9	3	3	.328
Escobar,E	.254	64	201	17	51	12	3	4	29	2	3	2	8	48	2	3	.285
RIGHT	.209		67		14		2	0	2	11	0	2	0	2	18		.225
LEFT	.276		134		37		10	3	2	18	2	1	2	6	30		.315
Fryer,E	.500	2	6	2	3	1	0	0	2	0	0	2	0	0	0	1	.625
Herrmann,C	.156	25	64	10	10	3	1	1	8	1	0	1	6	21	0	0	.239
Hicks,A	.266	38	124	15	33	4	1	3	9	0	1	13	20	7	3	0	.333
RIGHT	.263		38		10		1	0	2	2	0	0	5				.349
LEFT	.267		86		23		3	1	1	7	0	1	0	8			.326
Hunter,T	.257	80	304	43	78	15	0	14	49	0	3	2	24	55	1	3	.312
Mauer,J	.271	88	328	38	89	16	2	6	42	0	4	1	33	59	1	1	.336
Nunez,E	.290	37	107	13	31	12	1	2	11	1	1	0	7	18	4	3	.330
Plouffe,T	.259	85	321	43	83	22	3	11	46	1	2	1	29	64	2	0	.320
Polanco,J	.333	1	3	0	1	0	0	0	0	0	0	1	0	0	0	1	.500
Robinson,S	.243	53	115	20	28	3	2	0	12	1	1	1	8	18	4	1	.296
RIGHT	.243		115		28		3	2	0	12	1	1	1	8			.296
Rosario,E	.284	55	194	25	55	8	3	4	21	2	1	0	8	47	7	4	.310
Sano,M	.378	11	37	4	14	4	0	2	8	0	0	0	8	15	0	1	.489
Santana,D	.225	66	227	27	51	10	5	0	20	6	0	2	4	59	6	4	.245
RIGHT	.250		68		17		4	1	0	4	2	0	2	1			.282
LEFT	.214		159		34		6	4	0	16	4	0	0	3			.228
Schafer,J	.217	27	69	9	15	3	0	0	5	2	0	0	3	23	0	3	.250
Suzuki,K	.235	71	243	21	57	10	0	3	26	3	4	4	17	31	0	0	.291
Vargas,K	.245	47	159	17	39	4	0	5	15	0	0	0	7	48	0	0	.277
RIGHT	.370		54		20		0	0	2	8	0	0	0	3			.404
LEFT	.181		105		19		4	0	3	7	0	0	0	4			.211
Duensing,B	.000	31	1	0	0	0	0	0	0	0	0	0	0	0	0	0	.000
Gibson,K	.200	18	5	0	1	0	0	0	0	0	0	0	2	0	0	0	.200
Hughes,P	.000	18	3	0	0	0	0	0	0	0	0	0	0	0	0	0	.000
May,T	.000	18	3	0	0	0	0	0	0	0	0	0	3	0	0	1	.000
Milone,T	.000	11	2	0	0	0	0	0	0	0	0	0	1	0	0	0	.000
Nolasco,R	.000	7	3	0	0	0	0	0	0	0	0	0	3	0	0	1	.000
Pelfrey,M	.667	17	3	0	2	0	0	0	0	0	0	0	1	0	0	0	.667
MINNESOTA	.254	89	2969	383	754	155	25	76	363	19	27	22	219	647	44	31	.307
OPPONENTS	.269	89	3055	360	822	160	14	88	341	21	19	20	215	537	52	15	.319

PITCHER	W	L	ERA	G	GS	CG	SH	SV	IP	H	R	ER	HR	HB	BB	SO	WP	BK	BAA
Boyer,B	2	4	2.75	42	0	0	0	1	39.1	39	16	12	3	0	12	18	4	0	.262
Duensing,B	3	0	5.64	31	0	0	0	1	22.1	21	14	14	1	2	10	13	2	0	.259
Fien,C	2	3	4.13	27	0	0	0	0	28.1	28	13	13	5	0	3	16	0	0	.250
Gibson,K	8	6	2.85	18	18	0	0	0	113.2	102	40	36	11	4	36	78	3	0	.241
Graham,J	0	0	2.85	24	1	0	0	0	41.0	41	19	13	6	2	12	33	0	0	.265
Hughes,P	8	6	4.32	18	18	1	0	0	116.2	135	56	56	22	1	11	70	0	0	.287
May,T	6	7	4.16	18	15	0	0	0	84.1	97	41	39	7	2	18	72	4	0	.286
Meyer,A	0	0	16.88	2	0	0	0	0	2.2	4	5	5	2	0	3	3	0	0	.364
Milone,T	5	1	2.84	11	11	0	0	0	66.2	61	23	21	8	0	22	45	3	0	.243
Nolasco,R	5	1	5.51	7	7	0	0	0	32.2	44	23	20	1	1	10	28	1	1	.324
O'Rourke,R	0	0	0.00	3	0	0	0	0	2.2	0	0	0	0	0	0	3	0	0	.000
Pelfrey,M	5	6	4.00	17	17	0	0	0	99.0	112	46	44	6	7	32	49	4	0	.293
Perkins,G	0	1	1.21	38	0	0	0	28	37.1	26	5	5	2	0	5	36	3	0	.188
Pressly,R	3	2	2.93	27	0	0	0	0	27.2	27	9	9	0	0	12	22	2	0	.257
Santana,E	0	0	6.00	2	2	0	0	0	12.0	11	8	8	4	0	6	13	0	0	.244
Stauffer,T	1	0	6.60	13	0	0	0	0	15.0	24	13	11	4	0	7	6	2	0	.369
Thielbar,C	0	0	5.40	6	0	0	0	0	5.0	5	3	3	0	0	0	5	1	0	.263
Thompson,A	1	3	5.01	41	0	0	0	0	32.1	32	19	18	2	0	11	17	1	0	.264
Tonkin,M	0	0	5.73	16	0	0	0	0	11.0	13	7	7	4	1	5	10	0	0	.295
MINNESOTA	49	40	3.81	89	89	1	7	30	789.2	822	360	334	88	20	215	537	30	1	.269
OPPONENTS	40	49	3.94	89	89	3	6	18	783.1	754	383	343	76	22	219	647	41	2	.254

## TWINS STARTERS

Pitcher	Last Start	Dec.	Starts	QS	Team Rec.	Run Supp.	RS Avg.
Gibson	9/30 (1) at CLE (6.0-4-0-0-2-9-0)	W	32	17	16-16	89	4.11
Pelfrey	9/30 (2) at CLE (1.2-6-4-4-2-1-0)	L	30	12	14-16	77	4.21
Hughes	9/23 vs. CLE (5.0-4-0-0-0-4-0)	W	25	11	13-12	89	5.26
Milone	10/3 vs. KC (6.0-6-1-1-2-5-0)	ND	23	10	11-12	75	5.29
May	8/14 vs. CLE (3.0-5-2-2-0-2-1)	L	16	7	6-10	36	3.89
Santana	10/2 vs. KC (7.0-4-2-2-3-3-0)	L	17	11	9-8	55	4.58
Duffey	10/1 at CLE (6.1-6-2-2-1-6-1)	ND	10	7	8-2	45	6.98
Nolasco	10/4 vs. KC (2.2-4-5-5-3-2-1)	L	8	1	6-2	33	8.41
Graham	6/6 vs. MIL (4.0-6-1-1-0-3-0)	ND	1	0	0-1	0	0.00

# TWINS IN AUGUST

PLAYER	AVG	G	AB	R	H	2B	3B	HR	RBI	SH	SF	HB	BB	SO	SB	CS	E	OBP
Buxton,B	.227	10	44	4	10	3	0	0	2	1	0	1	1	16	0	0	0	.261
Dozier,B	.216	27	111	16	24	5	1	4	10	0	0	0	9	30	1	1	2	.275
Escobar,E	.295	26	78	18	23	10	0	4	10	0	0	0	10	14	0	0	0	.375
RIGHT	.391		23		9	2	0	2	2	0	0	0	1	6				.417
LEFT	.255		55		14	8	0	2	8	0	0	0	9	8				.359
Fryer,E	.000	1	3	0	0	0	0	0	0	0	0	0	0	3	0	0	0	.000
Herrmann,C	.185	10	27	3	5	2	0	1	2	0	0	0	0	12	0	0	0	.185
Hicks,A	.213	18	75	9	16	3	0	3	7	0	0	0	1	12	0	0	0	.224
RIGHT	.125		16		2	0	0	1	1	0	0	0	0	7				.125
LEFT	.237		59		14	3	0	2	6	0	0	0	1	5				.250
Hunter,T	.130	21	69	7	9	2	0	2	9	0	1	2	6	21	1	1	0	.218
Mauer,J	.267	26	101	15	27	5	0	2	11	0	0	0	10	21	0	0	0	.333
Nunez,E	.263	16	38	4	10	1	0	2	7	0	0	0	2	9	1	1	1	.300
Plouffe,T	.196	27	102	11	20	4	1	4	15	0	1	2	6	21	0	1	3	.252
Robinson,S	.300	17	40	7	12	3	0	0	3	2	0	0	4	5	1	0	1	.364
Rosario,E	.228	27	101	11	23	2	4	3	9	0	2	0	3	34	2	0	1	.245
Sano,M	.278	27	97	18	27	7	0	9	26	0	1	0	16	43	1	0	0	.377
Suzuki,K	.264	22	72	7	19	4	0	1	12	2	0	0	5	12	0	0	0	.312
MINNESOTA	.235	28	958	130	225	51	6	35	123	5	5	5	73	253	7	4	9	.291
OPPONENTS	.276	28	972	137	268	56	4	29	136	8	10	7	89	191	10	4	12	.338

PITCHER	W	L	ERA	G	GS	CG	SH	SV	IP	H	R	ER	HR	HB	BB	SO	WP	BK	BAA
Achter,A	0	0	7.36	6	0	0	0	0	7.1	6	6	6	2	0	4	9	0	0	.214
Boyer,B	0	0	3.24	7	0	0	0	0	8.1	7	3	3	1	0	1	5	0	0	.241
Cotts,N	0	0	1.80	4	0	0	0	0	5.0	3	1	1	1	1	2	5	0	0	.167
Duensing,B	1	0	2.03	13	0	0	0	0	13.1	11	3	3	2	0	6	6	1	0	.224
Duffey,T	2	1	4.29	4	4	0	0	0	21.0	23	10	10	3	0	11	20	0	0	.280
Fien,C	2	1	0.96	17	0	0	0	0	18.2	14	2	2	0	0	1	11	0	0	.212
Gibson,K	1	1	5.29	6	6	0	0	0	34.0	36	20	20	4	1	16	23	1	0	.271
Graham,J	1	1	12.46	6	0	0	0	0	8.2	16	12	12	2	1	4	8	2	0	.390
Hughes,P	0	2	10.38	2	2	0	0	0	8.2	14	10	10	3	0	3	5	1	0	.368
Jepsen,K	0	1	1.32	15	0	0	0	4	13.2	7	2	2	0	0	5	13	3	0	.146
May,T	2	1	1.93	13	1	0	0	0	14.0	11	3	3	2	1	3	19	0	0	.212
Milone,T	1	1	4.32	4	3	0	0	1	16.2	16	9	8	2	0	5	11	0	0	.262
O'Rourke,R	0	0	16.50	11	0	0	0	0	6.0	8	11	11	1	0	7	7	1	0	.308
Pelfrey,M	1	1	3.62	6	6	0	0	0	32.1	38	16	13	0	1	7	18	0	0	.295
Perkins,G	2	1	3.68	8	0	0	0	2	7.1	11	3	3	1	0	2	9	0	0	.333
Robinson,S	0	0	0.00	1	0	0	0	0	1.0	0	0	0	0	0	1	1	0	0	.000
Santana,E	1	3	7.11	6	6	0	0	0	31.2	45	25	25	5	2	11	21	1	0	.341
Tonkin,M	0	0	13.50	1	0	0	0	0	0.2	2	1	1	0	0	0	0	0	0	.500
MINNESOTA	14	14	4.82	28	28	0	1	7	248.1	268	137	133	29	7	89	191	10	0	.276
OPPONENTS	14	14	4.32	28	28	2	0	8	252.1	225	130	121	35	5	73	253	6	0	.235

## STARTS BY POSITION

## STARTS BY BATTING ORDER

	C	1B	2B	SS	3B	LF	CF	RF	DH	1	2	3	4	5	6	7	8	9
Arcia						14		4							1	2	15	
Bernier				1												1		
Buxton							35			11								24
Dozier				157						102	46	1	8					
Escobar				4	71	5	27		7	6				6	22	36	13	31
Fryer	7																7	
Herrmann	32														4	8	20	
Hicks						4	87	4		31	9				2	24	19	10
Hunter								121	14		55	4	15	24	25	12		
Kepler								1				1						
Mauer		135							19		21	133						
Nunez			1	23	9	2			13		4			7	15	13	2	7
Plouffe			13			138						14	68	58	11			
Polanco				3														3
Robinson						32	14	2			7					13	8	20
Rosario						83	3	30			12	1		25	54	20	4	
Sano				9					69			8	65	2	3			
Santana				65			3		1	18						1	1	49
Schafer							20									7	13	
Suzuki	123										2		2	18	17	12	72	
Vargas		14											4	21	7	7	4	
Pitchers																	5	5

# TWINS IN SEPTEMBER/OCTOBER

PLAYER	AVG	G	AB	R	H	2B	3B	HR	RBI	SH	SF	HB	BB	SO	SB	CS	E	OBP
Buxton,B	.208	25	48	7	10	3	0	2	4	1	0	0	3	13	1	0	0	.255
Dodier,B	.197	30	122	11	24	6	0	2	11	0	2	1	12	23	2	0	2	.270
Escobar,E	.280	30	107	13	30	8	1	4	17	0	2	0	9	19	0	0	2	.331
RIGHT	.357		28		10	2	0	3	7	0	1	0	2	4				.387
LEFT	.253		79		20	6	1	1	10	0	1	0	7	15				.310
Fryer,E	.500	8	4	0	2	1	0	0	0	0	0	0	2	0	0	0	0	.667
Herrmann,C	.000	10	12	0	0	0	0	0	0	0	0	1	1	4	0	0	0	.143
Hicks,A	.226	28	106	15	24	4	1	3	8	0	0	1	16	24	4	0	1	.333
RIGHT	.214		28		6	0	0	1	2	0	0	0	5	10				.333
LEFT	.231		78		18	4	1	2	6	0	0	1	11	14				.333
Hunter,T	.275	27	102	12	28	5	0	4	17	0	1	1	4	18	0	1	1	.306
Kepler,M	.143	3	7	0	1	0	0	0	0	0	0	0	0	3	0	0	0	.143
Mauer,J	.241	31	116	13	28	9	0	2	11	1	1	0	20	24	1	0	1	.350
Nunez,E	.375	12	24	6	9	1	0	0	1	1	0	1	3	1	3	0	0	.464
Plouffe,T	.248	30	109	14	27	7	0	4	16	0	1	1	13	32	0	0	3	.331
Robinson,S	.091	7	11	0	1	0	0	0	0	0	0	0	0	3	0	0	0	.091
Rosario,E	.252	28	111	15	28	3	5	5	17	1	0	0	4	26	1	1	1	.278
Sano,M	.241	31	108	16	26	4	1	5	12	0	0	1	20	45	0	0	0	.364
Santana,D	.154	17	13	1	2	0	0	0	1	0	0	0	1	2	1	0	0	.214
RIGHT	.000		1		0	0	0	0	0	0	0	0	0	0				.000
LEFT	.167		12		2	0	0	0	1	0	0	0	1	2				.231
Suzuki,K	.253	27	83	8	21	2	0	1	8	1	0	3	4	15	0	0	2	.311
Vargas,K	.188	11	16	1	3	0	0	0	2	0	0	0	2	6	0	0	0	.278
RIGHT	.000		2		0	0	0	0	0	0	0	0	0	2				.000
LEFT	.214		14		3	0	0	0	2	0	0	0	2	4				.313
MINNESOTA	.240	32	1099	132	264	53	8	32	125	5	7	10	114	258	13	2	17	.315
OPPONENTS	.256	32	1112	129	285	59	6	25	124	11	7	7	84	242	25	3	17	.311

PITCHER	W	L	ERA	G	GS	CG	SH	SV	IP	H	R	ER	HR	HB	BB	SO	WP	BK	BAA
Achter,A	0	1	6.00	5	0	0	0	0	6.0	6	4	4	2	0	2	5	0	0	.250
Boyer,B	1	2	1.38	14	0	0	0	0	13.0	12	4	2	0	0	4	7	1	0	.240
Cotts,N	0	0	5.19	13	0	0	0	0	8.2	11	7	5	2	0	3	4	0	0	.314
Duensing,B	0	1	3.86	7	0	0	0	0	9.1	11	5	4	2	2	3	3	0	0	.289
Duffey,T	3	0	2.43	6	6	0	0	0	37.0	33	10	10	1	0	9	33	1	0	.241
Fien,C	0	1	5.56	13	0	0	0	0	11.1	13	7	7	1	0	4	12	0	0	.283
Gibson,K	2	2	3.93	6	6	1	0	0	36.2	32	16	16	2	1	10	34	2	0	.234
Graham,J	0	0	3.00	5	0	0	0	0	6.0	7	2	2	0	0	4	6	1	1	.292
Hughes,P	1	1	3.27	4	2	0	0	0	11.0	12	4	4	1	1	1	9	0	0	.286
Jepsen,K	1	0	1.88	14	0	0	0	6	14.1	11	3	3	1	0	2	12	0	0	.204
May,T	0	1	4.09	12	0	0	0	0	11.0	12	5	5	1	0	3	13	0	0	.286
Milone,T	3	1	4.11	6	6	0	0	0	30.2	31	17	14	1	0	8	23	0	0	.261
Nolasco,R	0	1	15.43	2	1	0	0	0	4.2	6	8	8	2	0	4	7	0	0	.300
O'Rourke,R	0	0	3.86	8	0	0	0	0	7.0	5	3	3	1	0	4	5	1	0	.200
Pelfrey,M	0	3	6.95	5	5	0	0	0	22.0	34	17	17	4	2	3	15	1	0	.366
Perkins,G	1	1	8.22	9	0	0	0	1	7.2	12	7	7	3	0	2	8	0	0	.353
Santana,E	4	1	1.88	6	6	0	0	0	43.0	31	9	9	1	1	14	37	0	0	.204
Tonkin,M	0	0	0.77	9	0	0	0	0	11.2	6	1	1	0	0	4	9	1	0	.150
MINNESOTA	16	16	3.74	32	32	1	2	7	291.0	285	129	121	25	7	84	242	8	1	.256
OPPONENTS	16	16	3.74	32	32	0	1	11	291.0	264	132	121	32	10	114	258	15	2	.240



## TWINS POST-ALL-STAR BREAK

PLAYER	AVG	G	AB	R	H	2B	3B	HR	RBI	SH	SF	HB	BB	SO	SB	CS	E	OBP
Buxton,B	.217	35	92	11	20	6	0	2	6	2	0	1	4	29	1	0	0	.258
Dozier,B	.210	69	281	34	59	13	1	9	27	0	2	1	27	70	3	1	5	.280
Escobar,E	.269	63	208	31	56	19	1	8	29	0	2	0	20	38	0	0	2	.330
RIGHT	.333		66		22	5	0	5	10	0	1	0	3	12				.357
LEFT	.239		142		34	14	1	3	19	0	1	0	17	26				.319
Fryer,E	.125	13	16	0	2	1	0	0	0	0	0	0	3	11	0	0	0	.263
Herrmann,C	.128	20	39	3	5	2	0	1	2	0	0	1	1	16	0	0	0	.171
Hicks,A	.250	59	228	33	57	7	2	8	24	0	1	2	21	46	6	0	1	.317
RIGHT	.328		64		21	0	0	4	9	0	0	0	6	19				.386
LEFT	.220		164		36	7	2	4	15	0	1	2	15	27				.291
Hunter,T	.217	59	217	24	47	7	0	8	32	0	2	4	11	50	1	2	1	.265
Kepler,M	.143	3	7	0	1	0	0	0	0	0	0	0	0	3	0	0	0	.143
Mauer,J	.258	70	264	31	68	18	0	4	24	1	1	0	34	53	1	0	1	.341
Nunez,E	.272	35	81	10	22	2	0	2	9	1	0	1	5	11	4	1	2	.322
Plouffe,T	.226	67	252	31	57	13	1	11	40	0	2	3	21	60	0	1	7	.291
Polanco,J	.286	3	7	1	2	0	0	0	1	0	0	0	1	1	1	0	1	.375
RIGHT	.667		3		2	0	0	0	1	0	0	0	0	0				.667
LEFT	.000		4		0	0	0	0	0	0	0	0	1	1				.200
Robinson,S	.262	30	65	8	17	4	1	0	4	2	0	0	4	11	2	0	1	.304
Rosario,E	.255	67	259	35	66	10	12	9	29	1	2	0	7	71	4	2	4	.272
Sano,M	.252	69	242	42	61	13	1	16	44	0	2	1	45	104	1	0	0	.369
Santana,D	.147	25	34	3	5	0	0	0	1	1	0	1	2	9	2	0	3	.216
RIGHT	.286		7		2	0	0	0	0	0	0	1	0	2				.375
LEFT	.111		27		3	0	0	0	1	1	0	0	2	7				.172
Suzuki,K	.247	60	190	15	47	7	0	2	24	3	0	3	12	28	0	0	2	.302
Vargas,K	.188	11	16	1	3	0	0	0	2	0	0	0	2	6	0	0	0	.278
RIGHT	.000		2		0	0	0	0	0	0	0	0	0	2				.000
LEFT	.214		14		3	0	0	0	2	0	0	0	2	4				.313
MINNESOTA	.238	73	2498	313	595	122	19	80	298	11	14	18	220	617	26	7	39	.303
OPPONENTS	.269	73	2545	340	684	135	11	75	329	21	24	21	198	509	41	7	40	.324

PITCHER	W	L	ERA	G	GS	C6	SHO	SV	IP	H	R	ER	HR	HB	BB	SO	WP	BK	BAA
Achter,A	0	1	6.75	11	0	0	0	0	13.1	12	10	10	4	0	6	14	0	0	.231
Boyer,B	1	2	2.10	26	0	0	0	0	25.2	23	8	6	2	0	7	15	1	0	.242
Cotts,N	0	0	3.95	17	0	0	0	0	13.2	14	8	6	3	1	5	9	0	0	.264
Duensing,B	1	1	3.08	24	0	0	0	0	26.1	25	10	9	4	2	11	11	1	0	.250
Duffey,T	5	1	3.10	10	10	0	0	0	58.0	56	20	20	4	0	20	53	1	0	.256
Fien,C	2	3	3.09	35	0	0	0	0	35.0	33	13	12	1	0	5	25	0	0	.250
Gibson,K	3	5	5.22	14	14	1	0	0	81.0	84	48	47	7	3	29	67	4	0	.268
Graham,J	1	1	8.74	15	0	0	0	0	22.2	32	22	22	4	2	9	20	5	1	.323
Hughes,P	3	3	4.66	9	7	0	0	0	38.2	49	20	20	7	1	5	24	1	0	.310
Jepsen,K	2	1	1.41	33	0	0	0	10	32.0	20	5	5	1	0	9	28	3	0	.174
MIN	1	1	1.61	29	0	0	0	10	28.0	18	5	5	1	0	7	25	3	0	.176
May,T	2	2	3.56	30	1	0	0	0	30.1	30	12	12	4	2	8	38	0	0	.259
Milone,T	4	4	5.08	13	12	0	0	1	62.0	67	41	35	9	1	14	46	0	0	.277
Nolasco,R	0	1	15.43	2	1	0	0	0	4.2	6	8	8	2	0	4	7	0	0	.300
O'Rourke,R	0	0	6.98	25	0	0	0	0	19.1	16	15	15	3	0	15	21	2	0	.222
Pelfrey,M	1	5	4.66	13	13	0	0	0	65.2	86	40	34	5	5	13	37	1	0	.320
Perkins,G	3	4	7.32	22	0	0	0	4	19.2	32	16	16	7	0	5	18	1	0	.360
Robinson,S	0	0	0.00	1	0	0	0	0	1.0	0	0	0	0	0	1	1	0	0	.000
Santana,E	7	5	3.75	15	15	0	0	0	96.0	93	42	40	8	4	30	69	3	0	.254
Tonkin,M	0	0	1.46	10	0	0	0	0	12.1	8	2	2	0	0	4	9	1	0	.182
MINNESOTA	34	39	4.39	73	73	1	5	15	653.1	684	340	319	75	21	198	509	24	1	.269
OPPONENTS	39	34	3.97	73	73	3	2	21	659.1	595	313	291	80	18	220	617	23	3	.238

## 2015 WALK-OFF VICTORIES

DATE	OPPONENT	SCORE	NOTES
April 17	CLE	3-2	Plouffe solo home run to begin bottom of 11 off Bryan Shaw
June 18	STL	2-1	Vargas solo home run with two outs in bottom 9th off Carlos Villanueva
July 6	BAL	4-2	Dozier two-run home run with one out in bottom 10th off Tommy Hunter
July 10	DET	8-6	Dozier three-run homer with one out, capping a 7-run 9th and 6-run deficit
August 1	SEA	3-2	Suzuki RBI single scores Rosario from third base in bottom 9th
August 11	TEX	3-2	Escobar RBI double scores Suzuki from first base in bottom 9th with 2 outs

## 2015 MAJOR LEAGUE ATTENDANCE SUMMARY

### AMERICAN LEAGUE

CLUB	TOTAL	HOME		G	SEASON HIGH		TOTAL	ROAD	
		AVERAGE	DATES		TOTAL	DATE		AVERAGE	DATES
NEW YORK	3,193,795	39,922	80	81	48,608	8/6	2,537,141	31,323	81
LOS ANGELES	3,012,765	37,195	81	81	44,489	4/10	2,345,619	28,958	81
BOSTON	2,880,694	35,564	81	81	38,063	7/28	2,613,343	32,263	81
TORONTO	2,794,891	34,505	81	81	48,414	4/13	2,193,264	27,763	79
DETROIT	2,726,048	33,655	81	81	45,030	4/6	2,347,842	29,720	79
KANSAS CITY	2,708,549	33,439	81	81	40,085	4/6	2,242,224	27,682	81
TEXAS	2,491,875	30,764	81	81	48,885	4/10	2,354,914	29,073	81
BALTIMORE	2,320,588	29,751	78	80	46,289	7/10	2,325,892	28,715	81
MINNESOTA	2,220,054	27,408	81	81	40,660	7/25	2,344,521	29,307	80
SEATTLE	2,193,581	27,081	81	81	45,909	4/6	2,353,217	29,052	81
HOUSTON	2,153,585	26,587	81	81	43,753	4/6	2,277,838	28,121	81
OAKLAND	1,768,175	21,829	81	81	36,067	4/6	2,391,645	29,526	81
CHICAGO	1,755,810	21,948	80	81	39,579	8/15	2,322,442	29,398	79
CLEVELAND	1,388,905	17,806	78	80	35,789	4/10	2,361,162	29,150	81
TAMPA BAY	1,247,668	15,403	81	81	31,042	4/6	2,283,309	28,189	81
<b>TOTALS</b>	<b>34,856,983</b>	<b>28,879</b>	<b>1207</b>	<b>1213</b>			<b>35,294,373</b>	<b>29,217</b>	<b>1208</b>

### NATIONAL LEAGUE

CLUB	TOTAL	HOME		G	SEASON HIGH		TOTAL	ROAD	
		AVERAGE	DATES		TOTAL	DATE		AVERAGE	DATES
LOS ANGELES	3,764,815	46,479	81	81	53,518	4/6	2,796,585	34,526	81
ST. LOUIS	3,520,889	43,468	81	81	47,875	4/13	2,505,425	31,318	80
SAN FRANCISCO	3,375,882	41,678	81	81	42,743	7/28	2,763,811	34,121	81
CHICAGO	2,959,812	36,541	81	81	41,688	7/12	2,753,766	34,422	80
WASHINGTON	2,619,843	32,344	81	81	42,295	4/6	2,418,470	30,231	80
NEW YORK	2,569,753	31,725	81	81	43,947	4/13	2,486,157	30,693	81
MILWAUKEE	2,542,558	31,390	81	81	46,032	4/6	2,562,364	31,634	81
COLORADO	2,506,789	31,335	80	81	49,303	4/10	2,507,923	30,962	81
PITTSBURGH	2,498,596	30,847	81	81	39,933	4/13	2,676,977	33,049	81
SAN DIEGO	2,459,742	30,367	81	81	45,282	5/16	2,569,468	31,722	81
CINCINNATI	2,419,506	29,870	81	81	43,633	4/6	2,566,010	32,075	80
ARIZONA	2,080,145	25,681	81	81	49,043	4/6	2,612,384	32,655	80
ATLANTA	2,001,392	25,017	80	81	49,243	8/29	2,405,662	29,700	81
PHILADELPHIA	1,831,080	23,475	78	81	45,549	4/6	2,503,409	30,906	81
MIAMI	1,752,235	21,633	81	81	36,969	4/6	2,337,236	29,215	80
<b>TOTALS</b>	<b>38,903,037</b>	<b>32,151</b>	<b>1210</b>	<b>1215</b>			<b>38,465,647</b>	<b>31,816</b>	<b>1209</b>
<b>GRAND TOTALS</b>	<b>73,760,020</b>	<b>30,517</b>	<b>2417</b>	<b>2428</b>			<b>73,760,020</b>	<b>30,517</b>	<b>2417</b>

Major League attendance numbers are unofficial

### TARGET FIELD ATTENDANCE

YEAR	TOTAL ATTENDANCE	DATES	AVERAGE
2010.....	3,223,640	81	39,798
2011.....	3,168,107	81	39,112
2012.....	2,776,354	81	34,275
2013.....	2,477,644	81	30,588
2014.....	2,250,606	81	27,785
2015.....	2,220,054	81	27,408
<b>TOTALS.....</b>	<b>16,116,405</b>	<b>486</b>	<b>33,161</b>



**OPPONENTS**

# MAJOR LEAGUE BASEBALL



**Rob Manfred succeeded Bud Selig as Commissioner on January 25, 2015.**

245 Park Avenue  
New York, NY 10167  
(212) 931-7800  
FAX: (212) 949-5654  
[www.MLB.com](http://www.MLB.com)



## OFFICE OF THE COMMISSIONER

### EXECUTIVES

Rob Manfred	Commissioner of Baseball
Allan H. (Bud) Selig	Commissioner Emeritus
Rob Bowman	President, Business & Media
Pat Courtney	Chief Communications Officer
Dan Halem	Chief Legal Officer
Jonathan Mariner	Chief Investment Officer
Tony Petitti	Chief Operating Officer
Bob Starkey	Chief Financial Officer
Joe Torre	Chief Baseball Officer

### BASEBALL OPERATIONS

Kim Ng	Senior Vice President, Baseball Operations
Peter Woodfork	Senior Vice President, Baseball Operations
Joe Garagiola, Jr.	Senior Vice President, Standards & On-Field Operations
Roy Krasik	Senior Director, Major League Operations
Chris Haydock	Director, International Baseball Operations
Justin Klemm	Director, Instant Replay
Mark Letendre	Director, Umpire Medical Services
Randy Marsh	Director, Major League Umpires
Matt McKendry	Director, Umpire Administration
Rafael Perez	Director, Dominican Operations
Jeff Pfeifer	Director, Baseball Operations
Rich Rieker	Director, Umpire Development

### PUBLIC RELATIONS

**(212) 931-7878 • FAX (212) 949-5654**

Matt Bourne	Vice President, Business Public Relations
Michael Teevan	Vice President, Public Relations
John Blundell	Senior Director, Media Relations
Jeff Heckelman	Director, Business Public Relations
Dan Queen	Director, Business Public Relations
Donald Muller	Director, Media Relations
Steven Arocho	Manager, Business Public Relations
Lydia Devlin	Specialist, Media Relations
David Hochman	Specialist, Business Public Relations
Jennifer Zudonyi	Specialist, Business Public Relations
Sarah Leer	Coordinator, Business Public Relations
Ginger Dillon	Senior Administrative Assistant, Public Relations
John Thorn	Official Historian

### CLUB RELATIONS

Phyllis Merhige	Senior Vice President, Club Relations
Paul Koehler	Administrator, Club Relations
Angie Cintron	Senior Administrative Assistant, Club Relations
Ana Cruz	Administrative Assistant, Club Relations

### CLUB RELATIONS & SCHEDULING

Katy Feeney	Senior Vice President, Scheduling & Club Relations
Bennett Shields	Senior Coordinator, Scheduling & Club Relations

### BROADCASTING

Chris Tully	Senior Vice President, Broadcasting
Bernadette McDonald	Vice President, Broadcast Operations
Susanne Hilgefort	Senior Director, Broadcasting Business Affairs
Chuck Torres	Director, Broadcasting Administration & Operations
Dewey Gong	Manager, Broadcasting
Pamela Brumley	Senior Administrative Assistant



# BALTIMORE ORIOLES

333 West Camden St., Baltimore, MD 21201  
1-888-848-BIRD, P.R. FAX: (410) 547-6272

**Stadium (Capacity)**..... Oriole Park at Camden Yards (45,971)  
**Dimensions (L-C-R)**..... 333-400-318

**Chairman of the Board/CEO**..... Peter Angelos  
**Executive Vice President, Baseball Operations**..... Dan Duquette  
**Field Manager**..... Buck Showalter  
**Director, Public Relations**..... Kristen Hudak  
**Manager, Media Relations**..... Jim Misudek

**2015 Record**..... 81-81, Third place AL East

## 2015 Twins vs. Baltimore

7/6 ..... BAL ..... W ..... 4-2	8/20 ..... at BAL ..... W ..... 15-2
7/7 ..... BAL ..... W ..... 8-3	8/21 ..... at BAL ..... W ..... 4-3
7/8 ..... BAL ..... W ..... 5-3	8/22 ..... at BAL ..... W ..... 3-2
	8/23 ..... at BAL ..... W ..... 4-3

<b>Last Minnesota Sweep</b>	<b>at MIN</b>	<b>at BAL</b>
3-Game	July 6-8, 2015	July 22-24, 1996
4-Game	Never	August 20-23, 2015

<b>Last Baltimore Sweep</b>	<b>at MIN</b>	<b>at BAL</b>
3-Game	September 7-9, 1999	4/6-4/8/12
4-Game	August 22-25, 2011	July 1-3, 1966

## SERIES RESULTS, LAST 20 YEARS

YEAR	HOME	ROAD	TOTALS
1996	1-5	4-2	5-7
1997	1-5	0-5	1-10
1998	2-3	1-4	3-7
1999	0-3	1-5	1-8
2000	2-4	1-2	3-6
2001	2-1	1-2	3-3
2002	1-2	0-3	1-5
2003	2-1	2-2	4-3
2004	1-2	4-2	5-4
2005	2-1	1-2	3-3
2006	2-1	4-2	6-3
2007	3-0	4-0	7-0
2008	1-2	2-1	3-3
2009	2-1	0-2	2-3
2010	2-2	3-1	5-3
2011	0-4	2-2	2-6
2012	2-2	0-3	2-5
2013	1-2	2-1	3-3
2014	2-1	1-3	3-4
2015	3-0	4-0	7-0
<b>ALL-TIME</b>	<b>151-152</b>	<b>132-172</b>	<b>283-324</b>

## Won-Lost Record at Stadium

Metropolitan Stadium (1961-1981)..... 68-77  
Metrodome (1982-2009)..... 73-64  
Target Field (2010-present)..... 10-11  
Memorial Stadium (1961-1991)..... 88-117  
Oriole Park/Camden Yards (1992-present)..... 44-55



4 Yawkey Way, Boston, MA 02215  
(617) 226-6000, P.R. FAX: (617) 226-6740

**Stadium (Capacity)**..... Fenway Park (37,493 - Night, 37,065 - Day)  
**Dimensions (L-C-R)**..... 310-390-302

**Principal Owner**..... John W. Henry  
**Chairman**..... Thomas C. Werner  
**President/Chief Executive Officer**..... Larry Lucchino  
**President, Baseball Operations**..... Dave Dombrowski  
**General Manager**..... Mike Hazen  
**Field Manager**..... John Farrell  
**Director, Media Relations**..... Kevin Gregg  
**Manager, Media Relations & Baseball Information**..... Jon Shestakofsky  
**Manager, Media Relations**..... Abby DiCiccio

**2015 Record**..... 78-84, Fifth place AL East

## 2015 Twins vs. Boston

5/25 ..... BOS ..... W ..... 7-2	6/2 ..... at BOS ..... L ..... 0-1
5/26 ..... BOS ..... W ..... 2-1	6/3 ..... at BOS ..... L ..... 3-6
5/27 ..... BOS ..... W ..... 6-4	6/3 ..... at BOS ..... W ..... 2-0
	6/4 ..... at BOS ..... W ..... 8-4

<b>Last Minnesota Sweep</b>	<b>at MIN</b>	<b>at BOS</b>
3-Game	May 25-27, 2015	June 13-15, 1994
4-Game	August 1-4, 1966	July 18-21, 1991

<b>Last Boston Sweep</b>	<b>at MIN</b>	<b>at BOS</b>
3-Game	May 17-19, 2013	June 16-18
4-Game	July 3-6, 2000	August 14-17, 1997

## SERIES RESULTS, LAST 20 YEARS

YEAR	HOME	ROAD	TOTALS
1996	4-2	2-4	6-6
1997	2-3	1-5	3-8
1998	3-2	3-3	6-5
1999	3-3	1-3	4-6
2000	0-4	2-4	2-8
2001	2-1	1-2	3-3
2002	2-1	1-2	3-3
2003	2-1	2-1	4-2
2004	2-1	2-1	4-2
2005	2-1	0-3	2-4
2006	3-0	2-1	5-1
2007	1-2	2-2	3-4
2008	3-1	0-3	3-4
2009	2-2	0-2	2-4
2010	2-1	0-2	2-3
2011	1-2	1-3	2-5
2012	0-3	3-1	3-4
2013	0-3	3-1	3-4
2014	2-1	0-3	2-4
2015	3-0	2-2	5-2
<b>ALL-TIME</b>	<b>175-126</b>	<b>128-174</b>	<b>303-300</b>

## Won-Lost Record at Stadium

Metropolitan Stadium (1961-1981)..... 87-58  
Metrodome (1982-2009)..... 80-58  
Target Field (2010-present)..... 8-10  
Fenway Park (1961-present)..... 128-174



# CHICAGO WHITE SOX

333 West 35th St., Chicago, IL 60616  
(312) 674-1000, P.R. FAX: (312) 674-5847

Stadium (Capacity)..... U.S. Cellular Field (40,615)  
Dimensions (L-C-R)..... 330-400-335

Chairman..... Jerry Reinsdorf  
Senior Vice President, General Manager..... Rick Hahn  
Field Manager..... Robin Ventura  
Director, Media Relations..... Bob Beghtol  
Manager, Media Relations..... Ray Garcia

2015 Record.....76-86, Fourth place AL Central

## 2015 Twins vs. Chicago

4/10.....at CWS.....W.....6-0	6/22.....CWS.....W.....13-2
4/11.....at CWS.....L.....4-5	6/23.....CWS.....L.....2-6
4/12.....at CWS.....L.....2-6	6/24.....CWS.....W.....6-1
4/30.....CWS.....W.....12-2	9/1.....at CWS.....W.....8-6
5/1.....CWS.....W.....1-0	9/2.....at CWS.....W.....3-0
5/2.....CWS.....W.....5-3	9/3.....at CWS.....L.....4-6
5/3.....CWS.....W.....13-3	9/11.....CWS.....W.....6-2
5/22.....at CWS.....L.....2-3	9/12.....CWS.....L.....2-8
5/23.....at CWS.....W.....4-3	9/13.....CWS.....W.....7-0
5/24.....at CWS.....W.....8-1	

**Last Minnesota Sweep**.....at MIN.....at CWS  
3-Game.....June 18-20, 2013.....September 14-16, 2010  
4-Game.....April 30-May 3, 2015.....June 22-24, 1979  
**Last Chicago Sweep**.....at MIN.....at CWS  
3-Game.....September 14-16, 2012.....July 23-25, 2012  
4-Game.....Never.....June 6-9, 2008



# CLEVELAND INDIANS

2401 Ontario St., Cleveland, OH 44115  
(216) 420-4200, P.R. FAX: (216) 420-4430

Stadium (Capacity)..... Progressive Field (36,675)  
Dimensions (L-C-R)..... 325-405-325

Owner & Chief Executive Officer..... Paul J. Dolan  
President..... Mark Shapiro  
Executive Vice President, General Manager..... Chris Antonetti  
Field Manager..... Terry Francona  
Director, Baseball Information..... Bart Swain  
Asst. Director, Baseball Information..... Court Berry-Tripp

2015 Record.....81-80, Third place AL Central

## 2015 Twins vs. Cleveland

4/17.....CLE.....W.....3-2	8/15.....CLE.....W.....4-1
4/18.....CLE.....L.....2-4	8/16.....CLE.....W.....4-1
4/19.....CLE.....W.....7-2	9/22.....CLE.....W.....3-1
5/8.....at CLE.....W.....9-3	9/23.....CLE.....W.....4-2
5/9.....at CLE.....W.....7-4	9/24.....CLE.....L.....3-6
5/10.....at CLE.....L.....2-8	9/28.....at CLE.....W.....4-2
8/7.....at CLE.....W.....10-9	9/30.....at CLE.....W.....7-1
8/8.....at CLE.....L.....4-17	9/30.....at CLE.....L.....2-10
8/9.....at CLE.....L.....1-8	10/1.....at CLE.....W.....4-2
8/14.....CLE.....L.....1-6	

**Last Minnesota Sweep**.....at MIN.....at CLE  
3-Game.....July 27-29, 2012.....June 14-16, 1991  
4-Game.....June 7-10, 1991.....Never  
**Last Cleveland Sweep**.....at MIN.....at CLE  
3-Game.....September 16-18, 2011.....September 15-1, 2008  
4-Game.....September 26-29, 2013.....April 8-11, 2002

## SERIES RESULTS, LAST 20 YEARS

YEAR	HOME	ROAD	TOTALS
1996	4-2	3-4	7-6
1997	3-3	3-3	6-6
1998	3-3	3-3	6-6
1999	2-4	1-4-1	3-8-1
2000	2-4	3-3	5-7
2001	7-2	7-3	14-5
2002	7-3	4-5	11-8
2003	7-2	3-7	10-9
2004	4-6	6-3	10-9
2005	3-6	4-5	7-11
2006	5-5	5-4	10-9
2007	5-4	4-5	9-9
2008	8-1	2-8	10-9
2009	7-2	5-4	12-6
2010	6-3	7-2	13-5
2011	3-6	6-3	9-9
2012	2-7	2-7	4-14
2013	5-5	6-3	11-8
2014	6-4	4-5	10-9
2015	8-2	5-4	13-6
<b>ALL-TIME</b>	<b>245-186-2</b>	<b>209-220-1</b>	<b>454-406-3</b>

## Won-Lost Record at Stadium

Metropolitan Stadium (1961-1981).....101-70-2  
Metrodome (1982-2009).....114-89  
Target Field (2010-present).....30-27  
Comiskey Park (1961-1990).....119-114  
U.S. Cellular Field (1991-present).....90-106-1

## SERIES RESULTS, LAST 20 YEARS

YEAR	HOME	ROAD	TOTALS
1996	2-4	1-6	3-10
1997	1-5	3-3	4-8
1998	4-2	2-4	6-6
1999	1-5	2-4	3-9
2000	4-2	4-3	8-5
2001	3-7	2-7	5-14
2002	7-2	4-6	11-8
2003	4-6	6-3	10-9
2004	7-2	5-5	12-7
2005	5-4	4-6	9-10
2006	6-3	5-5	11-8
2007	2-7	2-7	4-14
2008	7-2	3-6	10-8
2009	6-3	4-5	10-8
2010	6-3	6-3	12-6
2011	4-5	3-6	7-11
2012	6-3	6-3	12-6
2013	3-7	3-6	6-13
2014	4-5	4-6	8-11
2015	6-3	6-4	12-7
<b>ALL-TIME</b>	<b>213-185-1</b>	<b>174-223</b>	<b>387-408-1</b>

## Won-Lost Record at Stadium

Metropolitan Stadium (1961-1981).....75-70-1  
Metrodome (1982-2009).....109-89  
Target Field (2010-present).....29-26  
Cleveland Stadium (1961-1993).....96-116  
Progressive Field (1994-present).....78-107





# DETROIT TIGERS

2100 Woodward Ave., Detroit, MI 48201  
(313) 471-2000, P.R. FAX: (313) 471-2138

**Stadium (Capacity)**..... Comerica Park (41,574)  
**Dimensions (L-C-R)**..... 345-420-330

**Owner/Director**..... Michael Iltich  
**General Manager/Executive VP, Baseball Operations**..... Al Avila  
**Field Manager**..... Brad Ausmus  
**Vice President, Communications**..... Ron Colangelo  
**Director, Media Relations**..... Aileen Villarreal

**2015 Record**..... 74-87, Fifth place AL Central

## 2015 Twins vs. Detroit

4/6 ..... at DET ..... L ..... 0-4	7/10 ..... DET ..... W ..... 8-6
4/8 ..... at DET ..... L ..... 0-11	7/11 ..... DET ..... W ..... 9-5
4/9 ..... at DET ..... L ..... 1-7	7/12 ..... DET ..... W ..... 7-1
4/27 ..... DET ..... L ..... 4-5	9/14 ..... DET ..... W ..... 7-1
4/28 ..... DET ..... W ..... 3-2	9/15 ..... DET ..... L ..... 4-5
4/29 ..... DET ..... L ..... 7-10	9/16 ..... DET ..... L ..... 4-7
5/12 ..... at DET ..... L ..... 1-2	9/25 ..... at DET ..... L ..... 4-6
5/13 ..... at DET ..... W ..... 6-2	9/26 ..... at DET ..... W ..... 6-2
5/14 ..... at DET ..... L ..... 1-13	9/27 ..... at DET ..... W ..... 7-1
7/9 ..... DET ..... L ..... 2-4	

**Last Minnesota Sweep** ..... at MIN ..... at DET  
3-Game ..... May 3-5, 2010 ..... August 8-10, 2003  
4-Game ..... Never ..... September 10-13, 2004  
**Last Detroit Sweep** ..... at MIN ..... at DET  
3-Game ..... May 25-27, 2012 ..... April 6-9, 2015  
4-Game ..... Never ..... May 27-29, 1983

## SERIES RESULTS, LAST 20 YEARS

YEAR	HOME	ROAD	TOTALS
1996	3-3	3-3	6-6
1997	5-1	2-3	7-4
1998	2-4	2-4	4-8
1999	2-4	4-2	6-6
2000	4-3	2-4	6-7
2001	8-1	7-3	15-4
2002	9-1	5-3	14-4
2003	8-1	7-3	15-4
2004	5-5	7-2	12-7
2005	7-2	4-6	11-8
2006	6-4	2-7	8-11
2007	1-8	5-4	6-12
2008	6-3	5-4	11-7
2009	8-2	4-5	12-7
2010	7-2	2-7	9-9
2011	2-7	2-7	4-14
2012	2-7	6-3	8-10
2013	4-5	4-6	8-11
2014	5-4	5-5	10-9
2015	5-5	3-6	8-11
<b>ALL-TIME</b>	<b>220-180</b>	<b>197-200-1</b>	<b>417-380-1</b>

## Won-Lost Record at Stadium

Metropolitan Stadium (1961-1981)..... 81-67  
Metrodome (1982-2009)..... 114-83  
Target Field (2010-present)..... 20-25  
Tiger Stadium (1961-1999)..... 132-130-1  
Comerica Park (2000-present)..... 70-75



P.O. Box 288, Houston, TX 77001-0288  
(713) 259-8000, P.R. FAX: (713) 259-8032

**Stadium (Capacity)**..... Minute Maid Park (41,574)  
**Dimensions (L-C-R)**..... 315-435-326

**Owner and Chairman**..... Jim Crane  
**President, Business Operations**..... Reid Ryan  
**General Manager**..... Jeff Luhnow  
**Field Manager**..... A.J. Hinch  
**Vice President, Media Relations**..... Gene Dias  
**Managers, Media Relations**..... Steve Grande/Dena Propis

**2015 Record**..... 86-76, Second place AL West (wildcard)

## 2015 Twins vs. Houston

8/28 ..... HOU ..... W ..... 3-0	9/4 ..... at HOU ..... L ..... 0-8
8/29 ..... HOU ..... L ..... 1-4	9/5 ..... at HOU ..... W ..... 3-2
8/30 ..... HOU ..... W ..... 7-5	9/6 ..... at HOU ..... L ..... 5-8

**Last Minnesota Sweep** ..... at MIN ..... at HOU  
3-Game ..... August 2-4, 2013 ..... Never  
4-Game ..... Never ..... Never

**Last Houston Sweep** ..... at MIN ..... at HOU  
3-Game ..... Never ..... Never  
4-Game ..... Never ..... Never

## ALL-TIME SERIES RESULTS

YEAR	HOME	ROAD	TOTALS
1997	- -	2-1	2-1
1998	- -	1-1	1-1
1999	1-2	- -	1-2
2000	- -	2-1	2-1
2001	2-1	- -	2-1
2006	- -	2-1	2-1
2009	1-2	- -	1-2
2013	3-0	2-1	5-1
2014	1-2	2-1	3-3
2015	2-1	1-2	3-3
<b>ALL-TIME</b>	<b>10-8</b>	<b>12-8</b>	<b>22-16</b>

## Won-Lost Record at Stadium

Metrodome (1999-2009)..... 4-5  
Target Field (2010-present)..... 6-3  
Astrodome (1997-2000)..... 5-3  
Minute Maid Park (2006-present)..... 7-5



# KANSAS CITY ROYALS

One Royal Way, Kansas City, MO 64129  
(816) 921-8000, P.R. FAX: (816) 921-5775

Stadium (Capacity).....Kauffman Stadium (37,903)  
Dimensions (L-C-R).....330-410-330

Owner/CEO.....David Glass  
President.....Dan Glass  
Senior Vice President, Baseball Operations/General Manager.....Dayton Moore  
Field Manager.....Ned Yost  
Vice President, Communications & Broadcasting.....Mike Swanson  
Assistant Director, Communications.....Mike Cummings

2015 Record.....95-67, First place AL Central

## 2015 Twins vs. Kansas City

4/13.....KC.....L.....3-12	7/2.....at KC.....W.....2-0
4/15.....KC.....W.....3-1	7/3.....at KC.....L.....2-3
4/16.....KC.....W.....8-5	7/4.....at KC.....W.....5-3
4/20.....at KC.....L.....7-1	7/5.....at KC.....L.....2-3
4/21.....at KC.....L.....6-5	9/7.....at KC.....W.....6-2
4/22.....at KC.....W.....3-0	9/8.....at KC.....L.....2-4
6/8.....KC.....L.....1-3	9/9.....at KC.....W.....3-2
6/9.....KC.....L.....0-2	10/2.....KC.....L.....1-3
6/10.....KC.....L.....2-7	10/3.....KC.....L.....1-5
	10/4.....KC.....L.....1-6

Last Minnesota Sweep.....at MIN.....at KC  
3-Game.....April 11-13, 2014.....July 26-28, 2010  
4-Game.....June 29-July 2, 1970.....June 2-5, 2011

Last Kansas City Sweep.....at MIN.....at KC  
3-Game.....October 2-4, 2015.....April 8-10, 2013  
4-Game.....May 7-10, 1999.....August 4-7, 1975

## SERIES RESULTS, LAST 20 YEARS

YEAR	HOME	ROAD	TOTALS
1996	4-3	3-3	7-6
1997	2-4	3-3	5-7
1998	1-5	4-2	5-7
1999	3-4	5-1	8-5
2000	4-2	1-5	5-7
2001	7-3	6-3	13-6
2002	6-3	8-2	14-5
2003	5-5	3-6	8-11
2004	8-1	4-6	12-7
2005	6-3	7-3	13-6
2006	5-4	7-3	12-7
2007	5-4	4-5	9-9
2008	5-4	7-2	12-6
2009	5-4	7-2	12-6
2010	7-2	6-3	13-5
2011	6-3	4-5	10-8
2012	5-4	6-3	11-7
2013	2-8	2-7	4-15
2014	5-5	5-8	10-13
2015	2-7	5-5	7-12
<b>ALL-TIME</b>	<b>199-166</b>	<b>183-189</b>	<b>382-355</b>

## Won-Lost Record at Stadium

Metropolitan Stadium (1961-1981).....59-47  
Metrodome (1982-2009).....113-90  
Target Field (2010-present).....27-29  
Municipal Stadium (1969-1972).....17-19  
Kauffman Stadium (1973-present).....166-170



# LOS ANGELES ANGELS

2000 Gene Autry Way, Anaheim, CA 92806  
(714) 940-2000, P.R. FAX: (714) 940-2205

Stadium (Capacity).....Angel Stadium of Anaheim (45,493)  
Dimensions (L-C-R).....347-396-348

Owner.....Arte Moreno  
President.....John Carpino  
Interim General Manager.....Bill Stoneman  
Assistant General Manager.....Scott Servais  
Field Manager.....Mike Scioscia  
Vice President, Communications.....Tim Mead  
Director, Communications.....Eric Kay

2015 Record.....85-77, Third place AL West

## 2015 Twins vs. Los Angeles

7/21.....at LAA.....L.....0-7	9/19.....LAA.....L.....3-4
7/22.....at LAA.....L.....2-5	9/19.....LAA.....L.....2-5
7/23.....at LAA.....W.....3-0	9/20.....LAA.....W.....8-1
9/17.....LAA.....L.....8-11	

Last Minnesota Sweep.....at MIN.....at LAA  
3-Game.....April 15-16, September 9, 2013.....August 6-8, 1996  
4-Game.....September 27-30, 1993.....September 22-25, 1988

Last Los Angeles Sweep.....at MIN.....at LAA  
3-Game.....July 31-August 2, 2009.....June 24-26, 2014  
4-Game.....September 4-7, 2014.....Never

## SERIES RESULTS, LAST 20 YEARS

YEAR	HOME	ROAD	TOTALS
1996	5-1	3-3	8-4
1997	4-2	3-2	7-4
1998	2-4	3-2	5-6
1999	1-3	3-3	4-6
2000	1-5	2-2	3-7
2001	2-1	4-2	6-3
2002	3-3	2-1	5-4
2003	2-1	2-4	4-5
2004	3-3	1-2	4-5
2005	3-4	1-2	4-6
2006	1-2	1-2	2-4
2007	2-1	1-5	3-6
2008	1-3	2-2	3-5
2009	3-3	1-3	4-6
2010	2-1	3-1	5-2
2011	1-2	2-4	3-6
2012	3-3	0-3	3-6
2013	3-0	2-1	5-1
2014	0-4	0-3	0-7
2015	1-3	1-2	2-5
<b>ALL-TIME</b>	<b>168-184</b>	<b>165-182</b>	<b>333-366</b>

## Won-Lost Record at Stadium

Metropolitan Stadium (1961-1981).....83-89  
Metrodome (1982-2009).....75-82  
Target Field (2010-present).....10-13  
Wrigley Field (1961).....4-5  
Dodger Stadium (1962-1965).....19-17  
Angel Stadium (1966-present).....142-160



# NEW YORK YANKEES

One East 161st St., Bronx, NY 10451  
(718) 293-4300, P.R.: (718) 579-4460

Stadium (Capacity).....Yankee Stadium (49,638)  
Dimensions (L-C-R).....318-408-314

Managing General Partner/Co-Chairperson.....Hal Z. Steinbrenner  
General Partner/Co-Chairperson.....Hank G. Steinbrenner  
President.....Randy Levine  
Senior Vice President/General Manager.....Brian Cashman  
Field Manager.....Joe Girardi  
Executive Director, Communications & Media Relations.....Jason Zillo  
Assistant Director, Baseball Information & Public Communications.....Michael Margolis

2015 Record.....87-75, Second place AL East (wildcard)

## 2015 Twins vs. New York

7/24.....NY.....W.....10-1  
7/25.....NY.....L.....5-8  
7/26.....NY.....L.....2-7

8/17.....at NY.....L.....7-8  
8/18.....at NY.....L.....4-8  
8/19.....at NY.....L.....3-4

## Last Minnesota Sweep

3-Game.....at MIN.....September 6-8, 1991.....August 9-11, 1968  
4-Game.....July 3-5, 1967.....Never

## Last New York Sweep

3-Game.....at MIN.....July 7-9, 2009.....August 17-19, 2015  
4-Game.....July 1-4, 2013.....May 15-18, 2009

## SERIES RESULTS, LAST 20 YEARS

YEAR	HOME	ROAD	TOTALS
1996	3-4	2-3	5-7
1997	1-5	2-3	3-8
1998	3-2	1-5	4-7
1999	2-4	2-2	4-6
2000	2-2	3-3	5-5
2001	2-1	2-1	4-2
2002	0-3	0-3	0-6
2003	0-4	0-3	0-7
2004	2-1	0-3	2-4
2005	2-1	1-2	3-3
2006	2-1	1-2	3-3
2007	1-2	1-3	2-5
2008	4-3	0-3	4-6
2009	0-3	0-4	0-7
2010	1-2	1-2	2-4
2011	1-3	1-3	2-6
2012	1-2	2-2	3-4
2013	0-4	2-1	2-5
2014	1-3	2-1	3-4
2015	1-2	0-3	1-5
<b>ALL-TIME</b>	<b>138-170</b>	<b>115-182-1</b>	<b>253-352-1</b>

## Won-Lost Record at Stadium

Metropolitan Stadium (1961-1981).....69-77  
Metrodome (1982-2009).....64-77  
Target Field (2010-present).....5-16  
Yankee Stadium (1961-73/76-08).....103-159-1  
Shea Stadium (1974-1975).....4-7  
Yankee Stadium (2009-present).....8-16



# OAKLAND ATHLETICS

7000 Coliseum Way, Oakland, CA 94621  
(510) 638-4900, P.R. FAX: (510) 562-1633

Stadium (Capacity).....Overstock.com (O.co) Coliseum (35,067)  
Dimensions (L-C-R).....330-400-330

Managing Partner.....Lewis Wolff  
President.....Michael Crowley  
Vice President & General Manager.....Billy Beane  
Field Manager.....Bob Melvin  
Manager, Baseball Information.....Mike Sellick  
Player & Media Relations Manager.....Adam Loberstein

2015 Record.....68-94, Fifth place AL West

## 2015 Twins vs. Oakland

5/4.....OAK.....W.....8-7  
5/5.....OAK.....L.....1-2  
5/6.....OAK.....W.....13-0  
5/7.....OAK.....W.....6-5

7/17.....at OAK.....W.....5-0  
7/18.....at OAK.....L.....2-3  
7/19.....at OAK.....L.....1-14

## Last Minnesota Sweep

3-Game.....at MIN.....May 28-30, 2012.....July 18-20, 1997  
4-Game.....July 12-15, 2007.....August 13-15, 1993

## Last Oakland Sweep

3-Game.....at MIN.....April 7-10, 2014.....August 30-September 1, 2002  
4-Game.....April 9-12, 1981.....September 19-22, 2013

## SERIES RESULTS, LAST 20 YEARS

YEAR	HOME	ROAD	TOTALS
1996	4-3	2-4	6-7
1997	3-2	4-2	7-4
1998	1-4	3-3	4-7
1999	5-1	2-4	7-5
2000	1-5	4-2	5-7
2001	3-3	2-1	5-4
2002	1-2	2-4	3-6
2003	6-0	2-1	8-1
2004	1-3	1-2	2-5
2005	1-3	3-3	4-6
2006	5-1	1-3	6-4
2007	4-0	1-2	5-2
2008	2-1	3-4	5-5
2009	1-2	3-4	4-6
2010	4-2	2-1	6-3
2011	1-2	3-2	4-4
2012	3-3	1-2	4-5
2013	1-2	0-4	1-6
2014	0-3	1-3	1-6
2015	3-1	1-2	4-3
<b>ALL-TIME</b>	<b>167-130</b>	<b>128-163</b>	<b>295-293</b>

## Won-Lost Record at Stadium

Metropolitan Stadium (1968-1981).....69-46  
Metrodome (1982-2009).....86-71  
Target Field (2010-present).....12-13  
Overstock.com Coliseum (1968-present)....128-163



# SEATTLE MARINERS

1250 First Avenue South, Seattle, WA 98134  
Mailing Address: P.O. Box 4100, Seattle, WA 98194  
(206) 346-4000, P.R. FAX: (206) 346-4400

Stadium (Capacity)..... Safeco Field (47,574)  
Dimensions (L-C-R)..... 331-401-326

Chairman/CEO..... Howard Lincoln  
President/COO..... Kevin Mather  
General Manager..... Jerry Dipoto  
Field Manager..... Lloyd McClendon  
Senior Director, Baseball Information..... Tim Hevly

2015 Record..... 76-86, Fourth place AL West

## 2015 Twins vs. Seattle

4/24 ..... at SEA..... L..... 0-2	7/30 ..... SEA..... W..... 9-5
4/25 ..... at SEA..... W..... 8-5	7/31 ..... SEA..... L..... 1-6
4/26 ..... at SEA..... W..... 4-2	8/1 ..... SEA..... W..... 3-2
	8/2 ..... SEA..... L..... 1-4

Last Minnesota Sweep	at MIN	at SEA
3-Game	July 30-August 1, 2010	April 17-19, 2007
4-Game	April 25-28, 1991	Never

Last Seattle Sweep	at MIN	at SEA
3-Game	September 13-15, 1996	August 17-19, 2012
4-Game	May 29-June 1, 2003	Never

## SERIES RESULTS, LAST 20 YEARS

YEAR	HOME	ROAD	TOTALS
1996	1-5	5-1	6-6
1997	2-4	3-2	5-6
1998	0-6	2-3	2-9
1999	3-3	1-5	4-8
2000	2-4	1-5	3-9
2001	1-5	0-3	1-8
2002	2-1	3-3	5-4
2003	1-5	2-1	3-6
2004	3-0	2-4	5-4
2005	3-1	3-3	6-4
2006	4-1	1-2	5-3
2007	1-2	5-1	6-3
2008	3-0	2-4	5-4
2009	4-3	1-2	5-5
2010	3-0	3-4	6-4
2011	2-4	1-1	3-5
2012	1-3	1-5	2-8
2013	2-1	2-2	4-3
2014	2-1	3-1	5-2
2015	2-2	2-1	4-3
<b>ALL-TIME</b>	<b>115-100-1</b>	<b>94-119</b>	<b>209-219-1</b>

## Won-Lost Record at Stadium

Metropolitan Stadium (1961-1981)..... 17-18-1  
Metrodome (1982-2009)..... 86-71  
Target Field (2010-present)..... 12-11  
Kingdome (1977-1999)..... 62-77  
Safeco Field (1999-present)..... 32-42



# TAMPA BAY RAYS

One Tropicana Drive, St. Petersburg, FL 33705  
(727) 825-3242, P.R. FAX: (727) 825-3111

Stadium (Capacity)..... Tropicana Field (31,042)  
Dimensions (L-C-R)..... 315-404-322

Principal Owner..... Stuart Sternberg  
President..... Brad Auld  
President, Baseball Operations..... Matt Silverman  
Field Manager..... Kevin Cash  
Vice President, Communications..... Rick Vaughn  
Senior Director, Communications..... Dave Haller

2015 Record..... 80-82, Fourth place AL East

## 2015 Twins vs. Tampa Bay

5/15 ..... TB..... W..... 3-2	8/25 ..... at TB..... W..... 11-7
5/16 ..... TB..... W..... 6-4	8/26 ..... at TB..... W..... 5-3
5/17 ..... TB..... L..... 3-11	8/27 ..... at TB..... L..... 4-5

Last Minnesota Sweep	at MIN	at TB
3-Game	July 1-3, 2005	May 6-8, 2005
4-Game	July 17-20, 2006	Never

Last Tampa Bay Sweep	at MIN	at TB
3-Game	July 18-20, 2014	Never
4-Game	Never	July 8-11, 2013

## ALL-TIME SERIES RESULTS

YEAR	HOME	ROAD	TOTALS
1998	4-2	3-2	7-4
1999	1-3	4-2	5-5
2000	3-3	1-3	4-6
2001	1-2	0-4	1-6
2002	4-0	1-2	5-2
2003	3-0	3-0	6-0
2004	3-3	1-2	4-5
2005	3-0	3-0	6-0
2006	4-0	2-1	6-1
2007	2-2	1-2	3-4
2008	1-1	2-2	3-3
2009	2-1	1-2	3-3
2010	1-3	2-2	3-5
2011	2-4	1-3	3-7
2012	0-3	1-2	1-5
2013	1-2	0-4	1-6
2014	0-3	2-1	2-4
2015	2-1	2-1	4-2
<b>ALL-TIME</b>	<b>37-33</b>	<b>30-35</b>	<b>67-68</b>

## Won-Lost Record at Stadium

Metrodome (1998-2009)..... 31-17  
Target Field (2010-present)..... 6-16  
Tropicana Field (1998-present)..... 30-35



1000 Ballpark Way, Arlington, TX 76011  
(817) 273-5222, P.R. FAX: (817) 273-5110

Stadium (Capacity).....Globe Life Park in Arlington (48,114)  
Dimensions (L-C-R).....332-400-325

Co-Chairmen.....Ray C. Davis, Bob R. Simpson  
President, Baseball Operations and General Manager.....Jon Daniels  
Field Manager.....Jeff Banister  
Executive Vice President, Communications.....John Blake  
Senior Director, Media Relations.....Rich Rice

2015 Record.....88-74, First place AL West

#### 2015 Twins vs. Texas Rangers

6/12.....at TEX.....L.....2-6  
6/13.....at TEX.....L.....7-11  
6/14.....at TEX.....W.....4-3  
8/11.....TEX.....W.....3-2  
8/12.....TEX.....W.....11-1  
8/13.....TEX.....L.....5-6

Last Minnesota Sweep.....at MIN.....at TEX  
3-Game.....September 3-5, 2010.....September 7-9, 1976  
4-Game.....Never.....Never

Last Texas Sweep.....at MIN.....at TEX  
3-Game.....April 13-15, 2012.....July 8-10, 2003  
4-Game.....April 22-25, 1999.....June 26-28, 1987

## TEXAS RANGERS

### SERIES RESULTS, LAST 20 YEARS

YEAR	HOME	ROAD	TOTALS
1996	3-3	4-2	7-5
1997	1-4	2-4	3-8
1998	3-2	4-2	7-4
1999	0-6	0-6	0-12
2000	5-1	3-3	8-4
2001	1-2	3-3	4-5
2002	4-2	2-1	6-3
2003	3-0	2-4	5-4
2004	3-0	2-2	5-2
2005	2-4	1-2	3-6
2006	1-2	3-3	4-5
2007	5-1	2-1	7-2
2008	4-3	1-2	5-5
2009	2-1	4-3	6-4
2010	6-0	1-3	7-3
2011	3-1	2-2	5-3
2012	0-3	2-5	2-8
2013	2-2	2-1	4-3
2014	1-3	1-2	2-5
2015	2-1	1-2	3-3
ALL-TIME	141-117	118-147	259-264

#### Won-Lost Record at Stadium

Metropolitan Stadium (1961-1981).....42-37  
Metrodome (1982-2009).....85-70  
Target Field (2010-present).....14-10  
Arlington Stadium (1972-1993).....71-86  
Globe Life Park in Arlington (1994-present).....47-61



1 Blue Jays Way, Suite 3200, Toronto, Ontario M5V 1J1  
(416) 341-1000, P.R. FAX: (416) 341-1250

Stadium (Capacity).....Rogers Centre (49,286)  
Dimensions (L-C-R).....328-400-328

Vice Chairman, Rogers Communications Inc.....Phil Lind  
President & Chief Executive Officer, Blue Jays.....Paul Beeston  
Senior Vice President, Baseball Ops./General Manager.....Alex Anthopoulos  
Field Manager.....John Gibbons  
Vice President, Communications.....Jay Stenhouse  
Manager, Baseball Information.....Mal Romanin

2015 Record.....93-69, First place AL East

#### 2015 Twins vs. Toronto

5/29.....TOR.....L.....4-6  
5/30.....TOR.....W.....3-2  
5/31.....TOR.....W.....6-5  
8/3.....at TOR.....L.....1-5  
8/4.....at TOR.....L.....1-3  
8/5.....at TOR.....L.....7-9  
8/6.....at TOR.....L.....3-9

Last Minnesota Sweep.....at MIN.....at TOR  
3-Game.....July 26-28, 2002.....April 11-13, 2003  
4-Game.....July 21-23, 1979.....Never

Last Toronto Sweep.....at MIN.....at TOR  
3-Game.....September 6-8, 2013.....October 1-3, 2012  
4-Game.....Never.....August 3-6, 2015

## TORONTO BLUE JAYS

### SERIES RESULTS, LAST 20 YEARS

YEAR	HOME	ROAD	TOTALS
1996	4-2	4-3	8-5
1997	2-4	1-4	3-8
1998	3-3	1-4	4-7
1999	3-3	1-3	4-6
2000	2-1	3-3	5-4
2001	1-3	1-2	2-5
2002	3-0	3-1	6-1
2003	0-3	3-0	3-3
2004	2-1	2-1	4-2
2005	2-1	2-1	4-2
2006	1-3	1-2	2-5
2007	4-3	0-3	4-6
2008	0-3	0-3	0-6
2009	1-3	2-2	3-5
2010	1-3	2-3	3-6
2011	0-3	1-2	1-5
2012	2-2	0-3	2-5
2013	0-3	1-2	1-5
2014	2-1	2-1	4-2
2015	2-1	0-4	2-5
ALL-TIME	89-97	71-112	160-209

#### Won-Lost Record at Stadium

Metropolitan Stadium (1961-1981).....20-5  
Metrodome (1982-2009).....62-79  
Target Field (2010-present).....7-13  
Exhibition Stadium (1977-May 1989).....30-40  
Rogers Centre (June 1989-present).....41-72



# ARIZONA DIAMONDBACKS

401 East Jefferson St., Phoenix, AZ 85004  
(602) 462-6000, P.R. FAX: (602) 462-6600

Stadium (Capacity)..... Chase Field (48,519)  
Dimensions (L-C-R)..... 330-407-335

Managing General Partner..... Ken Kendrick  
President & Chief Executive Officer..... Derrick Hall  
Chief Baseball Officer..... Tony La Russa  
Senior Vice President & General Manager..... Dave Stewart  
Field Manager..... Chip Hale  
Senior Vice President, Communications..... Josh Rawitch  
Director, Player and Media Relations..... Casey Wilcox  
Senior Manager, Player and Media Relations..... Pat O'Connell

2015 Record..... 79-83, Third place NL West

2015 Twins vs. Arizona  
None

Last Minnesota Sweep..... at MIN..... at ARI  
3-Game..... June 20-22, 2008..... Never.  
4-Game..... Never..... Never.

Last Arizona Sweep..... at MIN..... at ARI  
3-Game..... Never..... May 20-22, 2011.  
4-Game..... Never..... Never.

## ALL-TIME SERIES RESULTS

YEAR	HOME	ROAD	TOTALS
2003	1-2	- -	1-2
2004	- -	2-1	2-1
2005	- -	2-1	2-1
2008	3-0	- -	3-0
2011	- -	0-3	0-3
2014	2-1	- -	2-1
<b>ALL-TIME</b>	<b>6-3</b>	<b>4-5</b>	<b>10-8</b>

## Won-Lost Record at Stadium

Metrodome (2003-2008).....	4-2
Target Field (2010-present).....	2-1
Chase Field (2004-present).....	4-5



# ATLANTA BRAVES

755 Hank Aaron Drive, Atlanta, GA 30315  
(404) 522-7630, P.R. FAX: (404) 614-1391

Stadium (Capacity)..... Turner Field (49,393)  
Dimensions (L-C-R)..... 335-400-330

Chairman & Chief Executive Officer..... Terry McGuirk  
President..... John Schuerholz  
President, Baseball Operations..... John Hart  
Field Manager..... Fredi Gonzalez  
Director, Media Relations..... Brad Hainje  
Manager, Media Relations..... Adrienne Midgley

2015 Record..... 67-95, Fourth place NL East

2015 Twins vs. Atlanta  
None

Last Minnesota Sweep..... at MIN..... at ATL  
3-Game..... June 12-14, 2007..... Never.  
4-Game..... Never..... Never.

Last Atlanta Sweep..... at MIN..... at ATL  
3-Game..... Never..... May 20-22, 2013.  
4-Game..... Never..... Never.

## ALL-TIME SERIES RESULTS

YEAR	HOME	ROAD	TOTALS
2002	1-2	- -	1-2
2007	3-0	- -	3-0
2010	1-2	- -	1-2
2013	- -	0-3	0-3
<b>ALL-TIME</b>	<b>5-4</b>	<b>0-3</b>	<b>5-7</b>

## Won-Lost Record at Stadium

Metrodome (2002-07).....	4-2
Target Field (2010-present).....	1-2
Turner Field (2013-present).....	0-3





1060 West Addison St., Chicago, IL 60613-4397  
(773) 404-2827, P.R. FAX: (773) 404-4129

**Stadium (Capacity)**.....Wrigley Field (41,072)  
**Dimensions (L-C-R)**.....355-400-353

**Chairman**.....Tom Ricketts  
**President, Baseball Operations**.....Theo Epstein  
**Executive Vice President, General Manager**.....Jed Hoyer  
**Field Manager**.....Joe Maddon  
**Director, Media Relations**.....Peter Chase  
**Assistant Director, Media Relations**.....Jason Carr

**2015 Record**.....97-65, Third place NL Central (wildcard)

#### 2015 Twins vs. Chicago

6/19 .....CHC .....W.....7-2  
6/20 .....CHC .....L.....1-4  
6/21 .....CHC .....L.....0-8

**Last Minnesota Sweep**.....at MIN.....at CHC  
3-Game.....June 23-25, 2006.....Never  
4-Game.....Never.....Never

**Last Chicago Sweep**.....at MIN.....at CHC  
3-Game.....Never.....June 15-17, 2001  
4-Game.....Never.....Never



100 Joe Nuxhall Way, Cincinnati, OH 45202  
(513) 765-7800, P.R. FAX: (513) 765-7180

**Stadium (Capacity)**.....Great American Ball Park (42,271)  
**Dimensions (L-C-R)**.....328-404-325

**President & Chief Executive Officer**.....Bob Castellini  
**President, Baseball Operations/General Manager**.....Walt Jocketty  
**Field Manager**.....Bryan Price  
**Director, Media Relations**.....Rob Butcher  
**Assistant Directors, Media Relations**.....Larry Herms and Jamie Ramsey

**2015 Record**.....64-98, Fifth place NL Central

#### 2015 Twins vs. Cincinnati

6/29 .....at CIN .....L.....7-11  
6/30 .....at CIN .....W.....8-5  
7/1 .....at CIN .....L.....1-2

**Last Minnesota Sweep**.....at MIN  
at CIN  
3-Game.....July 7-8, 2001.....Never  
4-Game.....Never.....Never

**Last Cincinnati Sweep**.....at MIN.....at CIN  
3-Game.....Never.....June 2-4, 2000  
4-Game.....Never.....Never

## CHICAGO CUBS

### ALL-TIME SERIES RESULTS

YEAR	HOME	ROAD	TOTALS
1997	--	1-2	1-2
1998	2-1	--	2-1
1999	--	1-2	1-2
2000	1-2	--	1-2
2001	--	0-3	0-3
2006	3-0	--	3-0
2009	--	2-1	2-1
2012	2-1	--	2-1
2015	1-2	--	1-2
<b>ALL-TIME</b>	<b>9-6</b>	<b>4-8</b>	<b>13-14</b>

#### Won-Lost Record at Stadium

Metrodome (1998-2006).....6-3  
Target Field (2010-present).....3-3  
Wrigley Field (1997-present).....4-8

## CINCINNATI REDS

### ALL-TIME SERIES RESULTS

YEAR	HOME	ROAD	TOTALS
1997	2-1	--	2-1
1998	--	1-2	1-2
1999	2-1	--	2-1
2000	--	0-3	0-3
2001	3-0	--	3-0
2012	--	2-1	2-1
2015	--	1-2	1-2
<b>ALL-TIME</b>	<b>7-2</b>	<b>4-8</b>	<b>11-10</b>

#### Won-Lost Record at Stadium

Metrodome (1982-2009).....7-2  
Target Field (2010-present).....0-0  
Cinergy Field (1998-2002).....1-5  
Great American Ball Park (2003-present).....3-3



# COLORADO ROCKIES

2001 Blake St., Denver, CO 80205  
(303) 292-0200, P.R. FAX: (303) 312-2319

Stadium (Capacity)..... Coors Field (50,480)  
Dimensions (L-C-R)..... 347-415-350

Owner, Chairman & Chief Executive Officer..... Dick Monfort  
Owner, General Partner..... Charlie Monfort  
Senior Vice President, General Manager..... Jeff Bridich  
Field Manager..... Walt Weiss  
Director, Communications..... Warren Miller

2015 Record..... 68-94, Fifth place NL West

2015 Twins vs. Colorado  
None

Last Minnesota Sweep..... at MIN..... at COL  
3-Game..... Never..... Never  
4-Game..... Never..... Never

Last Colorado Sweep..... at MIN..... at COL  
3-Game..... Never..... Never  
4-Game..... Never..... Never

## ALL-TIME SERIES RESULTS

YEAR	HOME	ROAD	TOTALS
2003	2-1	- -	2-1
2008	- -	1-2	1-2
2010	2-1	- -	2-1
2014	- -	2-1	2-1
<b>ALL-TIME</b>	<b>4-2</b>	<b>3-3</b>	<b>7-5</b>

## Won-Lost Record at Stadium

Metrodome (2003)..... 2-1  
Target Field (2010-present)..... 2-1  
Coors Field (1995-present)..... 3-3



# LOS ANGELES DODGERS

1000 Elysian Park Avenue, Los Angeles, CA 90012  
(323) 224-1301, P.R. FAX: (323) 224-1459

Stadium (Capacity)..... Dodger Stadium (56,000)  
Dimensions (L-C-R)..... 330-395-330

Chairman..... Mark Walter  
President and Chief Executive Officer..... Stan Kasten  
President of Baseball Operations..... Andrew Friedman  
General Manager..... Farhan Zaidi  
Field Manager..... Don Mattingly  
Director, Public Relations..... Joe Jareck  
Assistant Director, Public Relations..... Yvonne Carrasco  
Manager, Public Relations..... Jon Chapper

2015 Record..... 92-70, First place NL West

2015 Twins vs. Los Angeles  
None

Last Minnesota Sweep..... at MIN..... at LAD  
3-Game..... June 26-28, 2006..... Never  
4-Game..... Never..... Never

Last Los Angeles Sweep..... at MIN..... at LAD  
3-Game..... April 30-May 1, 2014..... Never  
4-Game..... Never..... Never

## ALL-TIME SERIES RESULTS

YEAR	HOME	ROAD	TOTALS
2005	- -	1-2	1-2
2006	3-0	- -	3-0
2011	2-1	- -	2-1
2014	0-3	- -	0-3
<b>ALL-TIME</b>	<b>5-4</b>	<b>1-2</b>	<b>6-6</b>

## Won-Lost Record at Stadium

Metrodome (2006)..... 3-0  
Target Field (2010-present)..... 2-4  
Dodger Stadium (2005-present)..... 1-2



501 Marlins Way, Miami, FL 33125  
(305) 480-1300, P.R. FAX: (305) 480-3012

Stadium (Capacity).....Marlins Park (37,442)  
Dimensions (L-C-R).....344-422-335

Owner & Chief Executive Officer.....Jeffrey H. Loria  
President.....David Samson  
President, Baseball Operations.....Michael Hill  
Vice President/ Assistant General Manager.....Mike Berger  
Field Manager.....Dan Jennings  
Senior Vice President, Communications & Broadcasting.....P.J. Loyello  
Director, Communications.....Matt Roebuck  
Manager, Baseball Information.....Marty Sewell

2015 Record.....71-91, Third place NL East

2015 Twins vs. Miami  
None

Last Minnesota Sweep.....at MIN.....at MIA  
2-Game.....Never.....Never  
3-Game.....Never.....Never  
4-Game.....Never.....Never

Last Miami Sweep.....at MIN.....at MIA  
2-Game.....Never.....June 25-26, 2013  
3-Game.....Never.....Never  
4-Game.....Never.....Never

# MIAMI MARLINS

## ALL-TIME SERIES RESULTS

YEAR	HOME	ROAD	TOTALS
2002	2-1	- -	2-1
2007	- -	2-1	2-1
2013	1-1	0-2	1-3
<b>ALL-TIME</b>	<b>3-2</b>	<b>2-3</b>	<b>5-5</b>

### Won-Lost Record at Stadium

Metrodome (2002).....	2-1
Target Field (2010-present).....	1-1
Sun Life Stadium (2007).....	2-1
Marlins Park (2013-present).....	1-3



One Brewers Way, Milwaukee, WI 53214  
(414) 902-4500, P.R. FAX: (414) 902-4053

Stadium (Capacity).....Miller Park (41,900)  
Dimensions (L-C-R).....344-400-345

Chairman/Principal Owner.....Mark Attanasio  
Field Manager.....Craig Counsell  
General Manager.....David Stearns  
Vice President, Communications.....Tyler Barnes  
Director, Media Relations.....Mike Vassallo  
Senior Manager, Media Relations.....Ken Spindler

2015 Record.....68-94, Fourth place NL Central

2015 Twins vs. Milwaukee  
6/5.....MIL.....L.....5-10  
6/6.....MIL.....L.....2-4  
6/7.....MIL.....W.....2-0  
6/26.....at MIL.....L.....4-10  
6/27.....at MIL.....W.....5-2  
6/28.....at MIL.....L.....3-5

Last Minnesota Sweep.....at MIN.....at MIL  
2-Game.....May 29-30, 2013.....May 27-28, 2013  
3-Game.....May 22-24, 2009.....September 15-17, 1978  
4-Game.....Never.....Never

Last Milwaukee Sweep.....at MIN.....at MIL  
2-Game.....Never.....Never  
3-Game.....July 8-10, 1988.....June 24-26, 2011  
4-Game.....May 17-20, 1996.....August 24-27, 1995

# MILWAUKEE BREWERS

## SERIES RESULTS, LAST 20 YEARS

YEAR	HOME	ROAD	TOTALS
1996	1-6	3-3	4-9
1997	4-2	3-3	7-5
1998	0-2	- -	0-2
1999	- -	2-0	2-0
2000	1-2	- -	1-2
2001	- -	2-1	2-1
2002	2-1	2-1	4-2
2003	2-1	1-2	3-3
2004	1-2	1-2	2-4
2005	2-1	1-2	3-3
2006	3-0	2-1	5-1
2007	1-2	2-1	3-3
2008	2-1	2-1	4-2
2009	3-0	2-1	5-1
2010	2-1	0-3	2-4
2011	2-1	0-3	2-4
2012	1-2	2-1	3-3
2013	2-0	2-0	4-0
2014	1-1	1-1	2-2
2015	1-2	1-2	2-4
<b>ALL-TIME</b>	<b>118-100</b>	<b>104-115</b>	<b>222-215</b>

### Won-Lost Record at Stadium

Metropolitan Stadium (1970-1981).....	41-35
Metrodome (1982-2009).....	68-58
Target Field (2010-present).....	9-7
County Stadium (1970-2000).....	83-93
Miller Park (2001-present).....	21-22



# NEW YORK METS

123-01 Roosevelt Ave, NY 11368  
(718) 507-6387, P.R. FAX: (718) 507-6395

Stadium (Capacity).....Citi Field (41,922)  
Dimensions (L-C-R).....335-408-330

Chairman & Chief Executive Officer.....Fred Wilpon  
President.....Saul B. Katz  
General Manager.....Sandy Alderson  
Field Manager.....Terry Collins  
Vice President, Media Relations.....Jay Horwitz  
Senior Director, Media Relations.....Shannon Forde  
Assistant Director, Media Relations.....Ethan Wilson

2015 Record.....90-72, First place NL East

2015 Twins vs. New York  
None

Last Minnesota Sweep.....at MIN.....at NYM  
3-Game.....June 8-10, 2004.....Never  
4-Game.....Never.....Never

Last New York Sweep.....at MIN.....at NYM  
3-Game.....April 12-13, August 19, 2013.....Never  
4-Game.....Never.....Never

## ALL-TIME SERIES RESULTS

YEAR	HOME	ROAD	TOTALS
2002	---	1-2	1-2
2004	3-0	-	3-0
2007	-	2-1	2-1
2010	-	1-2	1-2
2013	0-3	-	0-3
<b>ALL-TIME</b>	<b>3-3</b>	<b>4-5</b>	<b>7-8</b>

## Won-Lost Record at Stadium

Metrodome (2004).....	3-0
Target Field (2010-present).....	0-3
Shea Stadium (2002-2007).....	3-3
Citi Field (2010-present).....	1-2



# PHILADELPHIA PHILLIES

One Citizens Bank Way, Philadelphia, PA 19148  
(215) 463-6000, P.R. FAX: (215) 389-3050

Stadium (Capacity).....Citizens Bank Park (43,651)  
Dimensions (L-C-R).....329-401-330

President.....Pat Gillick  
Chairman.....David Montgomery  
Chairman Emeritus.....Bill Giles  
Field Manager.....Pete Mackanin  
Interim General Manager.....Scott Proefrock  
Vice President, Communications.....Bonnie Clark  
Director, Baseball Communications.....Greg Casterioto

2015 Record.....63-99, Fifth place NL East

2015 Twins vs. Philadelphia  
None

Last Minnesota Sweep.....at MIN.....at PHI  
3-Game.....Never.....Never  
4-Game.....Never.....Never

Last Philadelphia Sweep.....at MIN.....at PHI  
3-Game.....Never.....Never  
4-Game.....Never.....Never

## ALL-TIME SERIES RESULTS

YEAR	HOME	ROAD	TOTALS
2002	-	2-1	2-1
2004	1-2	-	1-2
2010	-	2-1	2-1
2012	1-2	-	1-2
2013	2-1	-	2-1
<b>ALL-TIME</b>	<b>4-5</b>	<b>4-2</b>	<b>8-7</b>

## Won-Lost Record at Stadium

Metrodome (2004).....	1-2
Target Field (2010-present).....	3-3
Veterans Stadium (2002).....	2-1
Citizens Bank Park (2010-present).....	2-1



# PITTSBURGH PIRATES

115 Federal St., Pittsburgh, PA 15212  
(412) 323-5000, P.R. FAX: (412) 325-4413

Stadium (Capacity).....PNC Park (38,362)  
Dimensions (L-C-R).....325-399-320

Chairman of the Board.....Bob Nutting  
President.....Frank Coonelly  
Senior Vice President, General Manager.....Neal Huntington  
Field Manager.....Clint Hurdle  
Director, Baseball Communications.....Jim Trdinich  
Director, Media Relations.....Dan Hart

2015 Record.....98-64, Second place NL Central (wildcard)

## 2015 Twins vs. Pittsburgh

5/19 ..... at PIT ..... W ..... 8-5      7/28 ..... PIT ..... L ..... 7-8  
5/20 ..... at PIT ..... W ..... 4-3      7/29 ..... PIT ..... L ..... 4-10

Last Minnesota Sweep ..... at MIN ..... at PIT  
3-Game ..... Never ..... June 16-18, 2006  
4-Game ..... Never ..... Never

Last Pittsburgh Sweep ..... at MIN ..... at PIT  
3-Game ..... Never ..... Never  
4-Game ..... Never ..... Never

## ALL-TIME SERIES RESULTS

YEAR	HOME	ROAD	TOTALS
1997	2-1	- -	2-1
1998	- -	1-2	1-2
1999	2-1	- -	2-1
2000	- -	1-2	1-2
2001	2-1	- -	2-1
2006	- -	3-0	3-0
2009	2-1	- -	2-1
2012	- -	1-2	1-2
2015	0-2	2-0	2-2
<b>ALL-TIME</b>	<b>8-6</b>	<b>8-6</b>	<b>16-12</b>

## Won-Lost Record at Stadium

Metrodome (1997-2009).....8-4  
Target Field (2010-present).....0-2  
Three Rivers Stadium (1998-2000).....2-4  
PNC Park (2006-present).....6-2



700 Clark St., St. Louis, MO 63102  
(314) 345-9600, P.R. FAX: (314) 345-9530

Stadium (Capacity).....Busch Stadium (43,975)  
Dimensions (L-C-R).....336-400-335

Chairman & Chief Executive Officer.....William O. DeWitt, Jr.  
President.....Bill DeWitt III  
Senior Vice President & General Manager.....John Mozeliak  
Field Manager.....Mike Matheny  
Director, Communications.....Brian Bartow  
Manager, Communications.....Melody Yount

2015 Record.....100-62, First place NL Central

## 2015 Twins vs. St. Louis

6/15 ..... at STL ..... L ..... 2-3      6/17 ..... STL ..... W ..... 3-1  
6/16 ..... at STL ..... L ..... 2-3      6/18 ..... STL ..... W ..... 2-1

Last Minnesota Sweep ..... at MIN ..... at STL  
2-Game ..... June 17-18, 2015 ..... Never  
3-Game ..... Never ..... Never  
4-Game ..... Never ..... Never

Last St. Louis Sweep ..... at MIN ..... at STL  
2-Game ..... Never ..... June 15-16, 2015  
3-Game ..... Never ..... July 15-17, 2001  
4-Game ..... Never ..... Never

## ALL-TIME SERIES RESULTS

YEAR	HOME	ROAD	TOTALS
1997	- -	0-3	0-3
1998	2-1	- -	2-1
1999	- -	2-1	2-1
2000	2-1	- -	2-1
2001	- -	0-3	0-3
2009	- -	2-1	2-1
2015	2-0	0-2	2-2
<b>ALL-TIME</b>	<b>6-2</b>	<b>4-10</b>	<b>10-12</b>

## Won-Lost Record at Stadium

Metrodome (1998-2000).....4-2  
Target Field (2010-present).....2-0  
Busch Stadium (1997-2001).....2-7  
New Busch Stadium (2009-present).....2-3



# SAN DIEGO PADRES

100 Park Boulevard, San Diego, CA 92101  
(619) 795-5000, P.R. FAX: (619) 795-5266

Stadium (Capacity).....PETCO Park (42,524)  
Dimensions (L-C-R).....336-396-322

Executive Chairman.....Ron Fowler  
President/Chief Executive Officer.....Mike Dee  
Executive Vice President/General Manager.....A.J. Preller  
Field Manager.....Bud Black  
Director, Communications.....Shana Wilson  
Manager, Media Relations.....Josh Ishoo

2015 Record.....74-88, Fourth place NL West

2015 Twins vs. San Diego  
None

Last Minnesota Sweep.....at MIN.....at SD  
3-Game.....June 17-19, 2011.....June 24-26, 2008  
4-Game.....Never.....Never

Last San Diego Sweep.....at MIN.....at SD  
3-Game.....Never.....Never  
4-Game.....Never.....Never

## ALL-TIME SERIES RESULTS

YEAR	HOME	ROAD	TOTALS
2003	- -	2-1	2-1
2005	1-2	- -	1-2
2008	- -	3-0	3-0
2011	3-0	- -	3-0
2014	1-1	2-0	3-1
<b>TOTALS</b>	<b>5-3</b>	<b>7-1</b>	<b>12-4</b>

## Won-Lost Record at Stadium

Metrodome (2005).....	1-2
Target Field (2010-present).....	4-1
Qualcomm Stadium (2003).....	2-1
PETCO Park (2008-present).....	5-0



# SAN FRANCISCO GIANTS

24 Willie Mays Plaza, San Francisco, CA 94107  
(415) 972-2000, P.R. FAX: (415) 947-2800

Stadium (Capacity).....AT&T Park (41,915)  
Dimensions (L-C-R).....339-399-309

President & Chief Executive Officer.....Laurence M. Baer  
Executive Vice President of Baseball Operations.....Brian Sabean  
Senior Vice President & General Manager.....Bobby Evans  
Field Manager.....Bruce Bochy  
Senior Director, Media Relations.....Matt Chisholm  
Media Relations Manager.....Liam Connolly

2015 Record.....84-78, Second NL West

2015 Twins vs. San Francisco  
None

Last Minnesota Sweep.....at MIN.....at SF  
3-Game.....Never.....Never  
4-Game.....Never.....Never

Last San Francisco Sweep.....at MIN.....at SF  
3-Game.....Never.....May 23-25, 2014  
4-Game.....Never.....Never

## ALL-TIME SERIES RESULTS

YEAR	HOME	ROAD	TOTALS
2003	- -	2-1	2-1
2005	1-2	- -	1-2
2011	- -	1-2	1-2
2014	- -	0-3	0-3
<b>ALL-TIME</b>	<b>1-2</b>	<b>3-6</b>	<b>4-8</b>

## Won-Lost Record at Stadium

Metrodome (2005).....	1-2
Target Field (2010-present).....	0-0
AT&T Park (2003-present).....	3-6





# WASHINGTON NATIONALS

1500 South Capitol St., S.E., Washington, D.C. 20003  
(202) 640-7000, P.R. FAX: (202) 640-7450

Stadium (Capacity)..... Nationals Park (41,408)  
Dimensions (L-C-R)..... 336-402-335

Managing Principal Owner..... Theodore N. Lerner  
President of Baseball Operations & General Manager..... Mike Rizzo  
Field Manager..... Matt Williams  
Executive Director, Communications..... Elizabeth Alexander  
Senior Director, Baseball Communications & New Media..... Amanda Comak

2015 Record..... 83-79, Second place NL East

2015 Twins vs. Washington  
None

Last Minnesota Sweep..... at MIN..... at WAS  
3-Game..... June 17-19, 2008..... June 15-17, 2004 (Montreal)  
4-Game..... Never..... Never

Last Washington Sweep..... at MIN..... at WAS  
3-Game..... Never..... Never  
4-Game..... Never..... Never

## ALL-TIME SERIES RESULTS

YEAR	HOME	ROAD	TOTALS
2004	- -	3-0 (MTL)	3-0
2007	1-2	- -	1-2
2008	3-0	- -	3-0
2013	- -	1-2	1-2
<b>TOTALS</b>	<b>4-2</b>	<b>4-2</b>	<b>8-4</b>

## Won-Lost Record at Stadium

Metrodome (2007-08)..... 4-2  
Target Field (2010-present)..... 0-0  
Olympic Stadium in Montreal (2004)..... 3-0  
Nationals Park (2013-present)..... 1-2

# 2015 TWINS INTERLEAGUE PLAY

DATE	OPPONENT	W/L	SCORE	WINNER	LOSER	RECORD	ALL-TIME
5/19	at Pittsburgh	W	8-5	Nolasco	Liriano	1-0	175-148
5/20	at Pittsburgh	W	4-3 (13 inn.)	Duensing	Bastardo	2-0	176-148
6/5	Milwaukee	L	5-10	Jeffress	Boyer	2-1	176-149
6/6	Milwaukee	L	2-4	Garza	Pressly	2-2	176-150
6/7	Milwaukee	W	2-0	Pelfrey	Fiers	3-2	177-150
6/15	at St. Louis	L	2-3	Lackey	May	3-3	177-151
6/16	at St. Louis	L	2-3	Wacha	Gibson	3-4	177-152
6/17	St. Louis	W	3-1	Milone	Martinez	4-4	178-152
6/18	St. Louis	W	2-1	Boyer	Villanueva	5-4	179-152
6/19	Chicago-NL	W	7-2	Hughes	Hendricks	6-4	180-152
6/20	Chicago-NL	L	1-4 (10 inn.)	Motte	Boyer	6-5	180-153
6/21	Chicago-NL	L	0-8	Arrieta	Gibson	6-6	180-154
6/26	at Milwaukee	L	4-10	Lohse	May	6-7	180-155
6/27	at Milwaukee	W	5-2	Gibson	Garza	7-7	181-155
6/28	at Milwaukee	L	3-5	Smith	Fien	7-8	181-156
6/29	at Cincinnati	L	7-11	Adcock	Pelfrey	7-9	181-157
6/30	at Cincinnati	W	8-5	Hughes	DeSclafani	8-9	182-157
7/1	at Cincinnati	L	1-2	Cueto	May	8-10	182-158
7/28	Pittsburgh	L	7-8	Melancon	Perkins	8-11	182-159
7/29	Pittsburgh	L	4-10	Liriano	Santana	8-12	182-160

## TWINS INTERLEAGUE PLAY RECORD BY YEAR

1997	7-8
1998	7-9
1999	10-7
2000	7-11
2001	9-9
2002	10-8
2003	10-8
2004	11-7
2005	8-10

2006	16-2
2007	11-7
2008	14-4
2009	12-6
2010	8-10
2011	8-10
2012	9-9
2013	8-12
2014	9-11

2015	8-12
------	------



## TWINS INTERLEAGUE PLAY HISTORY

### PITCHERS HITTING

YEAR	AVG	AB	R	H	2B	3B	HR	RBI	SH	SF	BB	SO
1997	.111	18	0	2	0	0	0	1	1	0	0	6
1998	.313	16	1	5	0	0	0	1	0	0	0	9
1999	.056	18	0	1	0	0	0	0	0	0	3	8
2000	.176	17	1	3	2	0	0	0	2	0	0	9
2001	.353	17	2	6	2	0	0	1	1	0	0	4
2002	.227	22	0	5	0	0	0	1	1	0	1	6
2003	.200	20	1	4	0	0	0	0	5	0	2	7
2004	.143	21	0	3	0	0	0	2	2	0	0	8
2005	.091	22	1	2	0	0	0	0	2	0	0	5
2006	.105	19	1	2	0	0	0	1	3	0	1	10
2007	.080	25	2	2	1	1	0	1	5	0	1	5
2008	.316	19	2	6	1	0	0	3	5	0	0	5
2009	.000	21	0	0	0	0	0	0	5	0	1	10
2010	.176	17	0	3	0	0	0	0	5	0	0	9
2011	.150	20	0	3	1	0	0	1	0	0	1	7
2012	.053	19	1	1	0	0	0	1	1	0	1	11
2013	.053	19	0	1	0	0	0	0	4	0	0	11
2014	.091	22	0	2	1	0	0	1	0	0	0	14
2015	.150	20	0	3	0	0	0	0	0	0	0	10
TOTALS	.145	372	12	54	8	1	0	14	42	0	11	154

### TEAM RECORDS

Last Minnesota Sweep	2-0, June 17-18, 2015 vs. STL
Last Sweep of Minnesota	0-2, July 28-29, 2015 vs. PIT
Largest Margin, Victory	12 runs, 3x, 5/21/10 vs. MIL (15-3)
Largest Margin, Defeat	15 runs, 6/27/11 vs. LAD (0-15)
Most Runs Scored	16, 5/20/06 at MIL
Most Runs Allowed	16, 5/20/12 at MIL
Twins Home Record	100-70
Twins Road Record	82-90
Winning Streak	12, 6/22/06-5/19/07
Losing Streak	6, 6/22-27/11


## INDIVIDUAL HIGHS

### PITCHING

WINS, Career	16, Santana
Season	5, Liriano, (2006)
LOSSES, Career	11, Radke
Season	4, Radke (2005)
SAVES, Career	27, Nathan
Season	6, 7x, last Perkins (2015)
STRIKEOUTS, Career	191, Santana
Season	43, Liriano (2006)

### HITTING

AVERAGE (min. 150 PA), Career	.350, Young
Season	.492, Mauer (2006)
HITS, Career	230, Mauer
Season	30, Mauer (2006)
HOME RUNS, Career	33, Hunter
Season	9, Plouffe (2012)
RBI, Career	107, Morneau
Season	20, Cuddyer/Morneau (2006)



**MINOR LEAGUES**

# MINOR LEAGUE INFORMATION

## MINNESOTA TWINS - MINOR LEAGUE DEPT.

Target Field  
1 Twins Way  
Minneapolis, MN 55403  
P: (612) 659-3480 F: (612) 659-4026



## MINNESOTA TWINS - SPRING TRAINING

CenturyLink Sports Complex  
14110 Six Mile Cypress Pkwy.  
Ft. Myers, FL 33912  
P: (239) 479-6400



## MINNESOTA TWINS MINOR LEAGUE SYSTEM

Director, Minor League Operations .....Brad Steil  
Senior Manager, Minor League Administration.....Kate Townley  
Senior Manager, Florida Operations .....Brian Maloney  
Assistant, Florida and Latin American Operations .....Rafael Yanez

## MINOR LEAGUE INSTRUCTORS

Field Coordinator.....Joel Lepel  
Pitching Coordinator .....Eric Rasmussen  
Hitting Instructor .....Tony Oliva  
Minor League Infield and Baserunning Coordinator .....Sam Perlozzo  
Latin America Coordinator .....Jose Marzan  
Minor League Athletic Training and Rehab Coordinator .....Chad Jackson  
Minor League Rehab Assistant.....Corey Dietze  
Minor League Strength and Conditioning Coordinator.....Erik Beiser  
Minor League Video Coordinator.....David Jeffrey  
Equipment Manager.....Dave Ringler

## TWINS 2015 ORGANIZATIONAL STANDINGS

TEAM	LEAGUE	LEVEL	WON-LOST	STANDINGS	GB/GA
Rochester	International	Triple-A	77-67 (North Division)	Second	-4.0
Chattanooga*	Southern	Double-A	43-25 1st Half (North Division) 33-36 2nd Half (North Division) 76-61 Season Total (North Division)	First Fourth Second	+4.5 -9.5 -0.5
Ft. Myers	Florida State	High-A	38-32 1st Half (South Division) 38-31 2nd Half (South Division) 76-63 Season Total (South Division)	Second Third First	-7.0 -5.5 +0.5
Cedar Rapids#	Midwest	Low-A	41-29 1st Half (Western Division) 36-34 2nd Half (Western Division) 77-63 Season Total (Western Division)	Second Fourth Third	-5.0 -12.0 -12.0
Elizabethton	Appalachian	Rookie	34-34 (West Division)	Third	-6.0
GCL Twins	Gulf Coast	Rookie	27-32 (South Division)	Third	-14.5
DSL Twins	Dominican Summer League	Rookie	36-36 (Boca Chica South)	Fourth	-17.0

\* Chattanooga won 3-2 in best-of-five Southern League Championship Series against Biloxi

# Cedar Rapids lost 2-3 in best-of-five Midwest League Championship Series to West Michigan

## TWINS MINOR LEAGUE STADIUMS PLAYING DIMENSIONS & ATTENDANCE FIGURES

CITY	NAME	SURFACE	DIMENSIONS			TOTAL	ATTENDANCE	
			LF	CF	RF		DATES	AVERAGE
Rochester	Frontier Field	Natural	335'	402'	325'	422,454	66	6,401
Chattanooga	AT&T Field	Natural	330'	400'	325'	242,627	69	3,516
Ft. Myers	Bill Hammond Stadium	Natural	330'	405'	330'	171,011	67	2,552
Cedar Rapids	Veterans Memorial Stadium	Natural	315'	400'	325'	160,064	69	2,320
Elizabethton	Joe O'Brien Field	Natural	339'	399'	322'	26,590	33	806
Ft. Myers (GCL Twins)	CenturyLink Sports Complex	Natural	330'	405'	330'			

# 2015 MINOR LEAGUE RECAP



best arms, including Twins minor league Pitcher of the Year Jose Berrios. After starring in the 2015 MLB Futures Game in Cincinnati, he was promoted from Triple-A in July, and went 6-2 with a 2.85 ERA in 12 starts for Rochester. Numerous Red Wings pitchers made their way to the International leaderboards, including Pat Dean and Taylor Rogers, who were the top two in the league for innings pitched. Michael Bowdon's 2.58 ERA over 32 appearances (17 starts) was also the second best in league.



well as a mid- and postseason All-Star after leading the SL with a .327 average, .415 on-base percentage, .540 slugging percentage and a OPS of .954. Adam Brett Walker led the league with 31 home runs and 106 RBI in 133 games. On the mound, David Hurlbut went 11-6 with a 3.59 ERA, while D.J. Baxendale pitched a team-high 118.1 innings, going 7-5 with a 3.80 ERA.



The Miracle had a league-high six players named to the mid-season All Star team, including catcher Alex Swim, who led the team with a .311 batting average. Mitch Garver was also one of the Miracle's best offensively, leading the team in hits (106), doubles (24) and RBI (58).



batted .277 during the regular season with 79 runs scored, second best in the MWL, and hit .324 in nine postseason games. On the mound, Jorge Felix went 6-7 with a 2.79 ERA in a team-high 142.0 innings. He held opposing hitters to a .225 average, second in the MWL, while his 1.06 WHIP was third.



home runs (9), RBI (44), total bases (117) and on-base percentage (.428).

The offense averaged only 3.45 runs-per-game. The 3.10 team ERA ranked fifth in the GCL, while their 492 strikeouts were second (8.9 strikeouts-per-9.0 innings). The pitching staff was anchored by Williams Ramirez, who led the GCL in ERA (1.05), WHIP (0.88) and batting-average-against (.145), while ranking third in strikeouts (58). Lachlan Wells was the other consistent starter, going 5-2 with a 2.09 ERA (47.1 IP, 11 ER), 0.97 WHIP and 49 strikeouts. Offensively, the Twins were led by Luis Arraez, as the 18-year-old hit .309 with a team-best 19 RBI and 19 walks in 57 games.

The DSL Twins went 36-36, which was fourth in the 10-team Boca Chica South. The offense carried the Twins, hitting .262 and scoring 5.28 runs-per-game, while drawing 297 walks, 12th in the 38-team league. Conversely, the pitching staff had a 4.32 team ERA, third-to-last in the DSL, while their 30 home runs surrendered were third most in the DSL. Jean Carlos Arias led the offense, hitting .311 with two home runs, a team-best 12 doubles, 37 RBI and .914 OPS. Gorge Munoz hit a team-high .315 in 46 games. Randolph Perez contributed for the Twins in 22 relief appearances; he had five wins, second most on the team, and a 1.90 ERA in 42.2 innings.



# TRIPLE-A ROCHESTER

## ROCHESTER RED WINGS

International League - Triple-A (13th year)

Red Wings 2015 Record: 77-67 (2nd in North)

One Morrie Silver Way  
Rochester, New York 14608  
(585) 454-1001  
FAX: (585) 454-1056

Capacity ..... 10,840  
Manager ..... Mike Quade  
Pitching Coach ..... Marty Mason  
Hitting Coach ..... Tim Doherty  
Trainer ..... Larry Bennesse  
Strength and Conditioning Coach ..... Tyler Donahue

President/CEO ..... Naomi Silver  
General Manager ..... Dan Mason  
Media Relations ..... Nate Rowan  
Stadium ..... Frontier Field

## 2015 ROCHESTER FINAL STATISTICS

PLAYER	AVG	G	AB	R	H	2B	3B	HR	RBI	SF	SH	HB	BB	SO	SB	CS	E	OBP
Arcia, Oswaldo	.199	79	282	31	56	13	0	12	41	5	0	6	18	82	0	1	5	.257
Avery, Xavier	.247	38	146	23	36	3	1	5	23	1	0	1	7	43	5	2	1	.284
Beresford, James	.307	129	498	58	153	21	1	1	50	6	3	0	29	57	2	2	10	.341
Bernier, Doug	.256	95	301	39	77	9	0	2	20	1	1	3	36	57	2	2	4	.340
Buxton, Byron	.400	13	55	11	22	3	1	1	8	0	0	0	4	12	2	1	0	.441
de San Miguel, Allan	.375	3	8	0	3	1	0	0	0	0	0	0	0	4	0	1	0	.375
Diaz, Argenis	.258	92	302	37	78	12	1	0	26	1	3	3	26	54	4	1	9	.322
Farris, Eric	.259	86	297	34	77	10	1	1	29	2	3	2	19	39	5	2	0	.306
Fryer, Eric	.293	67	222	28	65	7	1	2	19	0	0	1	25	47	1	2	3	.367
Hanson, Nate	.262	17	42	3	11	2	0	0	4	0	0	0	5	13	0	0	0	.340
Herrmann, Chris	.260	23	73	9	19	3	0	1	6	2	0	2	11	13	3	0	2	.364
Hicks, Aaron	.342	38	149	26	51	13	4	3	20	2	0	0	17	30	2	1	0	.405
Martinez, Jose	.255	95	337	35	86	14	0	6	43	2	1	0	18	35	3	1	9	.291
Ortiz, Danny	.248	131	484	61	120	31	3	17	78	6	1	2	33	105	4	1	5	.295
Paulino, Carlos	.257	34	109	15	28	5	1	0	8	0	2	0	10	9	0	1	2	.319
Peterson, Brock	.186	29	97	11	18	1	0	5	12	2	0	1	14	33	0	0	0	.289
Pinto, Josmil	.228	64	237	33	54	9	0	7	31	0	0	4	22	54	0	0	6	.304
Polanco, Jorge	.284	22	88	7	25	6	0	0	6	2	0	0	4	10	1	0	8	.309
Ramirez, Wilkin	.232	43	142	10	33	9	2	3	14	3	0	0	2	38	3	0	1	.238
Rodriguez, Reynaldo	.255	132	502	81	128	34	7	16	80	8	0	2	39	82	13	5	6	.307
Rosario, Eddie	.242	23	95	11	23	2	1	3	12	0	0	0	5	17	1	1	2	.280
Santana, Danny	.322	35	152	24	49	10	4	3	15	2	1	0	7	25	6	3	5	.348
Vargas, Kennys	.279	38	122	20	34	6	0	6	22	1	0	2	26	39	0	0	2	.411
Wheeler, Ryan	.233	21	73	4	17	3	0	1	7	0	0	0	1	18	0	0	2	.243
<b>TEAM TOTAL</b>	<b>.262</b>	<b>144</b>	<b>4814</b>	<b>611</b>	<b>1263</b>	<b>227</b>	<b>28</b>	<b>95</b>	<b>574</b>	<b>46</b>	<b>15</b>	<b>29</b>	<b>378</b>	<b>916</b>	<b>57</b>	<b>27</b>	<b>89</b>	<b>.317</b>

PITCHER	W	L	ERA	G	GS	CG	SH	SV	IP	H	R	ER	HR	HB	BB	SO	WP	BK	BAA
Achter, A.J.	4	2	2.63	43	0	0	0	14	48.0	28	14	14	5	1	13	47	2	0	.167
Berrios, Jose	6	2	2.62	12	12	0	0	0	75.2	59	24	22	6	6	14	83	4	1	.212
Bowden, Michael	4	3	3.78	8	8	0	0	0	47.2	50	22	20	2	3	11	47	0	0	.266
Darnell, Logan	5	1	2.78	35	7	1	1	0	77.2	77	29	24	3	1	25	66	3	2	.258
Dean, Pat	12	11	2.82	27	27	5	3	0	179.0	170	60	56	10	3	36	98	2	0	.254
Duffey, Tyler	5	6	2.53	14	14	1	1	0	85.1	73	32	24	1	1	18	68	3	0	.224
Farris, Eric	0	0	0.00	1	0	0	0	0	0.2	0	0	0	0	0	0	0	0	0	.000
Fien, Casey	0	0	0.00	3	1	0	0	0	3.0	0	0	0	0	0	1	3	0	0	.000
Hamburger, Mark	4	2	3.31	45	4	0	0	1	68.0	74	26	25	3	1	22	63	1	0	.276
Hu, Chih-Wei	1	0	1.50	1	1	0	0	0	6.0	2	1	1	0	0	4	6	0	0	.105
Hurlbut, David	0	0	2.70	1	1	0	0	0	6.2	9	2	2	0	1	0	2	1	0	.346
Johnson, Cole	0	1	3.42	17	0	0	0	0	23.2	27	10	9	3	2	11	15	2	0	.290
Meyer, Alex	4	5	4.79	38	8	0	0	0	92.0	101	54	49	4	5	48	100	6	0	.281
Milone, Tommy	4	0	0.70	5	5	1	1	0	38.2	25	3	3	2	0	3	47	1	0	.182
O'Rourke, Ryan	0	0	5.93	20	0	0	0	0	13.2	13	9	9	1	0	7	22	1	0	.250
Oliveros, Lester	3	2	3.79	24	4	0	0	0	35.2	39	15	15	3	3	13	46	2	0	.277
Peavey, Greg	1	5	5.45	7	7	0	0	0	36.1	48	27	22	5	2	9	27	0	0	.314
Peterson, Brock	0	0	0.00	1	0	0	0	0	1.0	1	0	0	0	0	1	1	0	0	.250
Pressly, Ryan	0	2	4.50	7	0	0	0	0	10.0	6	7	5	1	0	6	15	3	0	.176
Pryor, Stephen	1	0	9.00	8	0	0	0	0	13.0	13	13	13	5	0	12	13	3	0	.255
Rogers, Taylor	11	12	3.98	28	27	2	0	0	174.0	190	83	77	9	4	44	126	4	2	.283
Salcedo, Adrian	0	1	3.38	2	0	0	0	0	2.2	3	1	1	0	0	0	3	0	0	.300
Santana, Ervin	3	0	1.74	3	3	0	0	0	20.2	17	4	4	2	1	4	11	2	0	.227
Shibuya, Tim	0	0	5.40	4	0	0	0	0	6.2	11	5	4	1	0	1	5	0	0	.355
Stauffer, Tim	0	0	5.40	4	0	0	0	0	5.0	6	3	3	0	0	2	2	0	0	.286
Thielbar, Caleb	5	3	2.81	29	0	0	0	0	32.0	30	10	10	1	1	18	19	0	0	.252
Thompson, Aaron	1	1	3.71	21	0	0	0	1	17.0	16	7	7	0	0	4	11	0	0	.239
Tonkin, Michael	2	1	1.10	33	0	0	0	14	41.0	25	5	5	2	1	5	46	4	0	.174
Van Mil, Loek	0	0	0.00	3	0	0	0	0	4.1	1	0	0	0	0	2	1	0	0	.077
Wheeler, Jason	1	7	6.58	15	15	1	0	0	78.0	104	69	57	11	5	24	40	2	0	.324
Wheeler, Ryan	0	0	0.00	1	0	0	0	0	1.2	1	0	0	0	0	1	0	0	0	.167
<b>TEAM TOTAL</b>	<b>77</b>	<b>67</b>	<b>3.46</b>	<b>144</b>	<b>144</b>	<b>11</b>	<b>21</b>	<b>30</b>	<b>1244.2</b>	<b>1219</b>	<b>535</b>	<b>478</b>	<b>80</b>	<b>41</b>	<b>358</b>	<b>1034</b>	<b>46</b>	<b>5</b>	<b>.257</b>





# DOUBLE-A CHATTANOOGA

## CHATTANOOGA LOOKOUTS

Southern League - Double-A (1st year)

Lookouts 2015 Record: 76-61 (2nd in North)

2015 Southern League Champions

201 Power Alley  
Chattanooga, TN 37402  
(423) 267-4849  
FAX: (423) 267-4258

President and General Manager..... Rich Mozingo  
Media Relations..... Dan Korf  
Stadium..... AT&T Field  
Capacity..... 6,362

Manager..... Doug Mientkiewicz  
Pitching Coach..... Stu Cliburn  
Hitting Coach..... Chad Allen  
Trainer..... Chris Johnson  
Strength and Conditioning Coach..... Dax Fiore

## 2015 CHATTANOOGA FINAL STATISTICS

PLAYER	AVG	G	AB	R	H	2B	3B	HR	RBI	SF	SH	HB	BB	SO	SB	CS	E	OBP
Buxton, Byron	.283	59	237	44	67	7	12	6	37	4	0	1	26	51	20	2	2	.351
Gonzales, Mike	.218	67	229	26	50	10	0	5	33	2	0	4	25	61	0	0	0	.304
Goodrum, Niko	.244	61	209	33	51	6	5	5	19	1	0	0	28	51	18	4	14	.332
Harrison, Travis	.240	115	396	64	95	23	4	5	54	4	0	14	65	102	3	9	4	.363
Hicks, D.J.	.227	60	225	23	51	8	1	6	31	2	0	0	32	66	1	2	6	.320
Kepler, Max	.322	112	407	76	131	32	13	9	71	5	1	2	67	63	18	4	5	.416
Knecht, Marcus	.171	10	35	6	6	2	0	0	2	0	0	1	8	12	2	0	0	.341
Mejia, Aderlin	.231	16	52	4	12	1	0	1	5	0	0	0	4	8	1	3	2	.286
Meneses, Heiker	.259	100	340	44	88	10	2	0	34	4	11	7	24	72	15	10	9	.317
Michael, Levi	.267	63	221	43	59	12	5	5	31	2	4	6	31	53	18	3	6	.369
Paulino, Carlos	.270	20	63	4	17	4	1	0	8	0	2	0	7	6	0	0	3	.343
Polanco, Jorge	.289	95	394	55	114	17	3	6	47	2	0	0	35	63	18	10	20	.346
Rodriguez, Jairo	.221	28	86	7	19	2	0	0	5	1	1	0	8	15	0	1	0	.284
Sano, Miguel	.274	66	241	55	66	18	1	15	48	4	0	3	38	68	5	1	15	.374
Turner, Stuart	.223	98	327	40	73	13	1	4	37	3	0	4	45	69	5	2	6	.322
Vargas, Kennys	.287	35	122	20	35	3	2	7	24	1	0	2	26	32	0	0	3	.417
Walker II, Adam Brett	.239	133	502	75	120	31	3	31	106	5	0	2	51	195	13	4	6	.309
Wickens, Stephen	.254	83	264	48	67	14	2	1	19	2	3	5	36	45	16	5	13	.352
Wilkinson, Shannon	.292	49	185	30	54	5	4	1	22	0	4	1	17	25	11	1	1	.355
<b>TEAM TOTAL</b>	<b>.259</b>	<b>137</b>	<b>4535</b>	<b>697</b>	<b>1175</b>	<b>218</b>	<b>59</b>	<b>107</b>	<b>633</b>	<b>42</b>	<b>26</b>	<b>52</b>	<b>573</b>	<b>1057</b>	<b>164</b>	<b>61</b>	<b>120</b>	<b>.346</b>

PITCHER	W	L	ERA	G	GS	CG	SH	SV	IP	H	R	ER	HR	HB	BB	SO	WP	BK	BAA
Atchison, Scott	0	0	1.80	4	0	0	0	0	5.0	4	1	1	0	0	0	2	0	0	.222
Baxendale, D.J.	7	5	3.80	23	21	0	0	0	118.1	126	53	50	8	2	40	92	3	0	.273
Berrios, Jose	8	3	3.08	15	15	1	1	0	90.2	77	32	31	6	5	24	92	0	0	.232
Boer, Madison	3	2	4.38	13	1	0	0	1	24.2	26	13	12	0	1	13	14	2	0	.283
Burdi, Nick	3	4	4.53	30	0	0	0	2	43.2	40	25	22	3	1	32	54	3	0	.242
Chargois, J.T.	1	1	2.73	32	0	0	0	11	33.0	26	12	10	1	2	20	34	1	0	.218
Duffey, Tyler	2	2	2.56	8	8	0	0	0	52.2	46	19	15	0	1	12	54	1	0	.236
Gallant, Dallas	1	1	5.06	12	0	0	0	1	16.0	17	11	9	1	3	8	9	2	0	.283
Hurlbut, David	11	6	3.59	17	17	2	0	0	100.1	106	44	40	4	2	35	59	0	0	.278
Johnson, Cole	2	1	3.18	18	0	0	0	2	28.1	26	11	10	0	3	9	33	0	0	.250
Johnson, D.J.	1	2	4.86	38	0	0	0	4	50.0	54	29	27	2	4	26	41	3	0	.283
Jones, Zach	3	2	6.00	27	0	0	0	10	27.0	24	18	18	3	1	18	30	3	0	.247
Lee, Brett	6	4	3.10	16	16	2	1	0	95.2	85	44	33	4	4	29	45	1	0	.239
Muren, Alex	1	0	4.84	14	0	0	0	3	22.1	21	13	12	1	1	9	11	2	0	.244
O'Rourke, Ryan	0	0	0.00	2	0	0	0	0	1.1	2	0	0	0	0	0	3	0	0	.333
Peavey, Greg	7	7	4.88	20	20	0	0	0	110.2	112	68	60	11	7	30	59	2	0	.262
Peterson, Brandon	2	1	3.38	20	0	0	0	2	29.1	30	13	11	1	1	13	33	3	0	.261
Reed, Jake	4	4	6.32	35	0	0	0	1	47.0	55	43	33	3	6	21	39	3	0	.289
Salcedo, Adrian	0	1	4.87	10	1	0	0	0	20.1	17	11	11	1	2	13	15	1	0	.230
Shibuya, Tim	0	4	4.22	23	4	0	0	1	42.2	46	23	20	2	5	9	19	0	0	.279
Slegers, Aaron	1	4	4.91	6	6	0	0	0	36.2	40	22	20	3	2	12	24	2	0	.282
Summers, Matt	1	0	4.15	8	0	0	0	0	13.0	14	6	6	1	0	6	9	1	0	.280
Wheeler, Jason	4	3	3.92	10	10	0	0	0	59.2	58	28	26	7	3	16	50	2	0	.252
Williams, Corey	0	0	2.25	7	0	0	0	0	8.0	4	2	2	0	0	5	9	0	0	.154
Wimmers, Alex	8	4	4.53	30	18	0	0	0	115.1	117	58	58	7	1	43	100	5	0	.270
<b>TEAM TOTAL</b>	<b>76</b>	<b>61</b>	<b>4.04</b>	<b>137</b>	<b>137</b>	<b>5</b>	<b>14</b>	<b>38</b>	<b>1191.2</b>	<b>1173</b>	<b>599</b>	<b>535</b>	<b>69</b>	<b>57</b>	<b>443</b>	<b>930</b>	<b>40</b>	<b>0</b>	<b>.260</b>



# SINGLE-A FT. MYERS

**FT. MYERS MIRACLE**  
Florida State League - Single-A (24th year)  
Miracle 2015 Record: 76-63 (1st in South)

14400 Six Mile Cypress Parkway  
Ft. Myers, FL 33912  
(239) 768-4210  
FAX: (239) 768-4211

Chief Operation Officer ..... Steve Gliner  
General Manager ..... Andrew Seymour  
Media Relations ..... Brice Zimmerman  
Stadium ..... Hammond Stadium

Capacity ..... 9,300  
Manager ..... Jeff Smith  
Pitching Coach ..... Ivan Arteaga  
Hitting Coach ..... Jim Dwyer  
Trainer ..... Alan Rail

## 2015 FT. MYERS FINAL STATISTICS

PLAYER	AVG	G	AB	R	H	2B	3B	HR	RBI	SF	SH	HB	BB	SO	SB	CS	E	OBP
Christensen, Chad	.257	114	404	47	104	16	3	2	39	3	2	3	40	108	22	7	4	.327
Doe, Brett	.212	8	33	3	7	0	0	0	3	0	0	0	5	5	0	1	0	.316
Garver, Mitch	.245	127	433	46	106	24	1	4	58	8	0	10	69	82	5	3	4	.356
Goodrum, Niko	.220	53	205	24	45	11	1	4	19	1	0	2	32	59	11	5	14	.329
Granite, Zach	.249	105	381	59	95	10	4	1	26	3	11	5	41	63	21	12	4	.328
Haar, Bryan	.249	68	257	18	64	14	1	1	22	1	0	5	21	61	1	0	9	.317
Hicks, D.J.	.286	5	14	1	4	1	0	0	1	0	0	0	2	1	0	0	0	.375
Kanzler, Jason	.224	100	344	41	77	9	8	8	35	5	3	12	25	96	17	9	2	.295
Kepler, Max	.250	6	24	4	6	2	0	0	0	0	0	0	2	5	1	0	0	.308
Knecht, Marcus	.226	101	368	38	83	18	5	2	46	2	0	8	43	91	13	1	2	.318
Mejia, Aderlin	.231	59	208	16	48	8	1	0	27	6	4	0	30	29	3	4	4	.320
Pinto, Josmil	.167	4	12	2	2	0	0	1	1	0	0	0	1	3	0	0	0	.231
Quesada, Michael	.151	68	212	14	32	8	1	0	12	1	2	4	21	73	0	0	4	.239
Schmit, Blake	.182	8	22	1	4	0	0	0	0	0	0	1	2	4	0	1	3	.280
Swim, Alex	.311	85	344	37	107	13	2	0	38	0	0	2	18	30	5	4	5	.349
Vavra, Tanner	.258	87	240	33	62	8	1	0	19	0	3	13	19	49	5	3	9	.346
Vielma, Engelb	.270	120	441	49	119	9	2	1	29	6	18	1	35	71	35	12	21	.321
Wade, Logan	.258	99	337	31	87	22	4	3	36	4	3	0	20	63	3	1	11	.296
Walker, Ryan	.269	83	301	32	81	7	3	0	23	6	6	2	19	53	9	6	13	.311
White, T.J.	.171	20	70	4	12	1	0	0	2	2	0	0	3	17	0	1	7	.200
<b>TEAM TOTAL</b>	<b>.246</b>	<b>139</b>	<b>4650</b>	<b>500</b>	<b>1145</b>	<b>181</b>	<b>37</b>	<b>27</b>	<b>436</b>	<b>48</b>	<b>52</b>	<b>68</b>	<b>448</b>	<b>963</b>	<b>151</b>	<b>70</b>	<b>132</b>	<b>.319</b>

PITCHER	W	L	ERA	G	GS	CG	SH	SV	IP	H	R	ER	HR	HB	BB	SO	WP	BK	BAA
Batts, Mat	8	4	2.77	17	17	1	1	0	100.2	96	36	31	3	5	17	85	2	0	.249
Bencomo, Omar	1	1	1.50	3	3	0	0	0	18.0	11	6	3	0	1	5	5	1	0	.180
Boer, Madison	2	2	1.62	11	0	0	0	1	16.2	8	3	3	0	1	6	11	0	0	.140
Burdi, Nick	2	2	2.25	13	0	0	0	2	20.0	12	7	5	1	0	3	29	5	1	.179
Chargois, J.T.	1	0	2.40	16	0	0	0	4	15.0	12	8	4	0	0	5	19	2	0	.200
Eades, Ryan	6	3	3.11	20	20	0	0	0	118.2	109	43	41	5	6	38	80	3	0	.250
Gallant, Dallas	0	1	2.92	11	0	0	0	0	12.1	10	4	4	1	0	8	11	5	0	.227
Gilbert, Brian	4	4	3.39	39	0	0	0	0	58.1	46	24	22	0	5	37	38	8	0	.234
Gonsalves, Stephen	7	2	2.61	15	15	1	0	0	79.1	66	26	23	2	1	38	55	7	0	.225
Hildenberger, Trevor	1	1	3.32	13	0	0	0	3	19.0	15	7	7	0	1	2	21	2	0	.231
Hu, Chih-Wei	5	3	2.44	15	15	0	0	0	84.2	79	28	23	5	3	19	73	3	2	.249
Hurlbut, David	0	1	0.00	2	1	0	0	0	12.0	6	4	0	0	1	3	9	2	0	.143
Jay, Tyler	0	1	3.93	19	0	0	0	1	18.1	18	10	8	0	0	8	22	0	0	.247
Johnson, D.J.	1	0	0.00	7	0	0	0	3	10.0	4	0	0	0	0	2	12	1	0	.125
Jones, Zach	2	2	2.19	18	0	0	0	2	24.2	14	8	6	0	3	10	38	1	0	.157
Lee, Brett	1	3	3.29	6	6	0	0	0	38.1	40	15	14	0	0	12	20	3	0	.272
Mildren, Ethan	2	4	4.23	10	8	0	0	0	44.2	58	24	21	4	1	11	20	4	1	.326
Muren, Alex	2	3	2.20	30	0	0	0	2	49.0	41	15	12	2	0	15	43	4	0	.227
Peterson, Brandon	1	0	0.85	21	0	0	0	3	31.2	14	3	3	0	0	15	44	3	1	.135
Reed, Jake	1	0	0.00	9	0	0	0	1	12.1	8	2	0	0	0	1	7	0	0	.195
Rodriguez, Dereck	0	0	0.00	1	0	0	0	0	2.0	1	0	0	0	0	2	2	1	0	.143
Shibuya, Tim	1	0	0.66	6	0	0	0	0	13.2	9	1	1	0	0	1	13	0	0	.191
Siegers, Aaron	8	6	2.87	19	19	3	1	0	119.1	103	48	38	4	7	21	80	7	0	.227
Stewart, Kohl	7	8	3.20	22	22	1	0	0	129.1	134	63	46	2	6	45	71	12	1	.273
Summers, Matt	2	2	3.41	18	1	0	0	1	31.2	26	14	12	1	2	7	21	5	0	.220
Tapia, Alexis	0	0	0.00	2	0	0	0	0	2.0	2	0	0	0	0	0	1	0	0	.286
Van Steensel, Todd	2	4	2.32	46	0	0	0	13	66.0	53	17	17	5	4	32	81	7	0	.223
Velez, Jose	0	0	1.80	2	0	0	0	0	5.0	1	1	1	0	0	0	5	0	0	.063
Westphal, Luke	5	6	2.76	22	11	0	0	0	65.1	74	24	20	0	2	23	53	5	0	.288
Williams, Corey	3	0	2.49	22	0	0	0	0	25.1	18	7	7	0	0	10	17	1	0	.209
Wilson, Jared	1	0	3.60	1	1	0	0	0	5.0	5	2	2	0	0	1	5	1	0	.250
<b>TEAM TOTAL</b>	<b>76</b>	<b>63</b>	<b>2.70</b>	<b>139</b>	<b>139</b>	<b>6</b>	<b>12</b>	<b>36</b>	<b>1248.1</b>	<b>1093</b>	<b>450</b>	<b>374</b>	<b>35</b>	<b>49</b>	<b>397</b>	<b>991</b>	<b>95</b>	<b>6</b>	<b>.237</b>



# SINGLE-A CEDAR RAPIDS

## CEDAR RAPIDS KERNELS

Midwest League - Single-A (3rd year)

Kernels 2015 Record: 77-63 (3rd in Western)

950 Rockford Road SW  
Cedar Rapids, Iowa 52404  
(319) 363-3887  
FAX: (319) 363-5631

President ..... Greg Seyfer  
Chief Executive Officer ..... Doug Nelson  
General Manager ..... Scott Wilson  
Media Relations/Play-by-Play Radio ..... Morgan Hawk  
Baseball Communications ..... Andrew Pantini

Stadium ..... Veterans Memorial Stadium  
Capacity ..... 5,300  
Manager ..... Jake Maurer  
Pitching Coach ..... Henry Bonilla  
Hitting Coach ..... Tommy Watkins  
Trainer ..... Curtis Simondet

### 2015 CEDAR RAPIDS FINAL STATISTICS

PLAYER	AVG	G	AB	R	H	2B	3B	HR	RBI	SF	SH	HB	BB	SO	SB	CS	E	OBP
Corcino, Edgar	.273	84	330	38	90	16	3	4	41	3	5	1	34	61	9	3	2	.340
Diemer, Austin	.280	37	132	20	37	8	3	2	15	0	0	6	4	37	0	1	2	.331
Doe, Brett	.246	74	268	16	66	11	0	3	29	3	4	7	15	48	4	0	4	.300
English, Tanner	.265	104	377	70	100	22	8	5	36	2	8	8	48	87	37	7	1	.359
Fernandez, Jorge	.215	56	214	24	46	14	2	3	25	1	0	3	13	67	2	1	7	.268
Gordon, Nick	.277	120	481	79	133	23	7	1	58	4	3	6	39	88	25	8	18	.336
Granite, Zach	.358	19	67	17	24	5	1	0	5	0	3	1	12	6	7	1	0	.463
Hinojosa, Jonatan	.154	18	65	8	10	1	0	0	2	1	0	0	5	21	3	3	4	.211
Kelly, Pat	.220	95	327	41	72	13	4	3	30	5	6	6	22	78	1	3	8	.278
Kuresa, Tyler	.204	56	206	16	42	10	0	1	18	2	0	1	21	45	0	0	12	.278
Larson, Zack	.214	106	393	48	84	20	2	0	54	10	6	8	39	84	16	1	3	.291
Miller, Sean	.284	26	102	13	29	4	0	0	5	0	1	0	4	15	1	0	5	.311
Murphy, Max	.225	93	347	54	78	15	8	4	36	2	0	12	27	87	8	2	6	.302
Navarro, Brian	.217	86	299	28	65	11	1	2	28	1	3	2	14	62	0	0	2	.256
Paul, Chris	.244	12	45	3	11	3	1	0	5	0	0	2	0	13	0	0	1	.277
Real, Alex	.261	64	230	28	60	11	4	3	30	3	2	4	18	34	0	1	1	.322
Schmit, Blake	.226	18	62	8	14	2	1	1	12	1	1	7	6	11	1	0	0	.355
Silva, Rainis	.227	11	44	4	10	3	0	0	2	0	0	0	3	9	0	0	0	.277
Valera, Rafael P	.283	62	219	28	62	10	1	0	22	1	1	3	31	53	2	4	12	.378
Vavra, Trey	.346	42	156	29	54	10	1	6	28	2	1	4	13	30	2	0	2	.406
Wade, LaMonte	.143	4	14	1	2	0	0	0	1	0	0	1	1	2	0	0	0	.250
White, T.J.	.266	106	380	45	101	22	6	2	52	7	1	16	43	49	13	4	18	.359
<b>TEAM TOTAL</b>	<b>.250</b>	<b>140</b>	<b>4758</b>	<b>618</b>	<b>1190</b>	<b>234</b>	<b>53</b>	<b>40</b>	<b>534</b>	<b>48</b>	<b>45</b>	<b>98</b>	<b>412</b>	<b>987</b>	<b>131</b>	<b>39</b>	<b>131</b>	<b>.320</b>

PITCHER	W	L	ERA	G	GS	CG	SH	SV	IP	H	R	ER	HR	HB	BB	SO	WP	BK	BAA
Anderson, Nick	0	1	0.75	9	0	0	0	4	12.0	7	1	1	1	1	0	12	0	0	.167
Bard, Luke	7	1	2.41	28	0	0	0	0	52.1	45	15	14	1	5	15	47	4	0	.234
Batts, Mat	3	2	2.21	7	7	1	0	0	40.2	31	14	10	0	2	11	44	2	0	.211
Bixler, Brandon	1	1	6.30	6	0	0	0	0	10.0	12	7	7	2	0	7	9	1	2	.286
Booser, Cameron	1	2	3.72	32	0	0	0	10	46.0	31	23	19	1	1	40	64	9	2	.194
Cederroth, Michael	1	4	4.08	11	6	0	0	0	35.1	33	23	16	2	2	18	37	4	0	.232
Clay, Sam	0	3	4.32	12	3	0	0	0	33.1	36	19	16	2	2	26	29	6	0	.293
Curtiss, John	3	3	6.07	16	7	0	0	2	46.0	62	33	31	10	3	10	44	3	0	.323
Gibbons, Sam	7	4	2.89	15	15	1	1	0	90.1	84	33	29	2	6	23	68	6	0	.246
Gonsalves, Stephen	6	1	1.15	9	9	0	0	0	55.0	29	8	7	2	4	15	77	2	0	.154
Hildenberger, Trevor	2	1	0.80	28	0	0	0	14	45.0	24	6	4	0	1	5	59	2	0	.153
Irby, C.K.	0	0	3.21	10	0	0	0	1	14.0	9	5	5	0	0	14	20	1	0	.191
Jorge, Felix	6	7	2.79	23	22	0	0	0	142.0	118	52	44	11	3	32	114	6	2	.225
Landa, Yorman	2	1	1.67	15	0	0	0	0	27.0	18	9	5	1	3	14	31	4	0	.186
LeBlanc, Randy	9	5	3.03	33	5	0	0	1	89.0	78	35	30	4	8	28	69	10	0	.240
Mazza, Chris	0	0	9.00	2	0	0	0	0	3.0	5	3	3	0	0	2	2	0	0	.385
Mildren, Ethan	4	1	3.51	12	7	0	0	0	48.2	50	20	19	4	0	17	31	3	0	.272
Nolasco, Ricky	0	0	0.00	1	1	0	0	0	5.0	3	1	0	0	0	0	5	1	0	.167
Nordgren, Miles	0	0	2.03	6	0	0	0	0	13.1	17	6	3	0	1	3	9	0	0	.315
Rodriguez, Dereck	0	1	9.00	2	2	0	0	0	7.0	9	7	7	1	0	6	3	3	0	.300
Rosario, Randy	2	6	3.52	11	10	0	0	0	53.2	55	31	21	1	1	19	45	10	2	.264
Steele, Keaton	7	4	3.41	15	14	0	0	0	89.2	80	37	34	6	4	21	60	3	0	.242
Theofanopoulos, Michael	5	3	3.82	37	1	0	0	1	68.1	68	31	29	3	2	29	74	9	1	.266
Tillery, Zach	5	5	3.61	28	13	0	0	1	89.2	88	37	36	3	2	30	73	8	2	.258
Valera, Rafael P	0	0	0.00	1	0	0	0	0	1.0	1	0	0	0	0	1	1	0	0	.250
Velez, Jose	0	1	4.11	8	0	0	0	0	15.1	15	8	7	1	3	7	22	1	1	.268
Westphal, Luke	1	2	2.70	7	6	0	0	0	30.0	20	10	9	0	0	9	28	0	1	.198
Wilson, Jared	5	4	4.25	30	12	0	0	3	91.0	90	45	43	6	4	46	61	18	0	.261
TEAM TOTAL	77	63	3.22	140	140	2	13	37	1253.2	1118	519	449	64	58	448	1138	116	13	.240



# ROOKIE ELIZABETHTON

## ELIZABETHTON TWINS Appalachian League - Rookie (42nd year) E-Twins 2015 Record: 34-34 (3rd in West)

136 South Sycamore Street  
Elizabethton, TN 37643  
(423) 547-6441  
FAX: (423) 547-6442

President ..... Harold Mains  
General Manager ..... Mike Mains  
Studio Manager ..... Joe O'Brien Field  
Capacity ..... 2,500

Manager ..... Ray Smith  
Pitching Coach ..... Luis Ramirez  
Hitting Coach ..... Jeff Reed  
Trainer ..... Stephen Taylor

### 2015 ELIZABETHTON FINAL STATISTICS

PLAYER	AVG	G	AB	R	H	2B	3B	HR	RBI	SF	SH	HB	BB	SO	SB	CS	E	OBP
Blankenhorn, Travis	.243	39	144	14	35	3	0	3	20	0	1	2	11	32	1	0	7	.306
Cavaness, Christian	.273	4	11	2	3	0	1	0	2	0	0	0	2	3	1	1	0	.385
Diaz, Lewin	.167	14	48	7	8	1	0	3	5	0	0	2	3	17	0	0	1	.245
Diemer, Austin	.254	20	71	10	18	4	1	3	8	0	0	0	1	28	1	0	1	.264
Guzman, Manuel	.275	50	178	27	49	6	1	1	14	0	3	1	28	34	19	4	12	.377
Hartong, Brad	.292	35	120	16	35	9	1	0	11	0	0	1	4	18	0	0	0	.320
Kihle, Daniel	.273	45	143	26	39	7	2	2	21	2	2	8	25	45	5	1	3	.404
Kuresa, Tyler	.241	17	54	9	13	2	0	4	9	1	0	2	6	14	0	0	1	.333
Miller, Sean	.209	11	43	4	9	0	1	0	1	0	1	1	2	7	0	2	0	.261
Minier, Amaury	.194	50	175	19	34	9	0	2	21	4	0	4	18	66	0	1	4	.279
Molina, Nelson	.207	37	116	14	24	0	1	1	10	2	1	1	10	13	2	2	4	.271
Montesino, Ariel	.200	13	45	3	9	2	0	0	5	0	0	0	5	9	1	1	1	.280
Murray, A.J.	.264	51	159	28	42	11	0	4	18	1	0	4	22	41	0	1	3	.366
Olson, Brian	.333	15	51	9	17	3	0	2	8	0	0	0	7	8	0	0	2	.414
Palacios, Jermaine	.336	31	140	23	47	14	2	2	23	2	0	0	3	20	5	2	16	.345
Paul, Chris	.302	21	86	12	26	7	0	3	16	0	0	6	4	15	2	0	3	.375
Perez, Alex	.239	41	142	21	34	7	1	0	12	1	0	3	17	35	0	1	4	.331
Silva, Rainis	.230	32	113	14	26	5	0	2	10	1	0	2	11	33	0	0	1	.307
Wade, LaMonte	.312	64	231	36	72	8	5	9	44	3	1	3	46	34	12	1	3	.428
Wiel, Zander	.194	13	36	5	7	2	0	1	8	1	0	1	7	13	0	0	0	.333
Young, Kamran	.219	52	192	28	42	7	2	4	21	1	1	2	21	62	0	2	3	.301
<b>TEAM TOTAL</b>	<b>.256</b>	<b>68</b>	<b>2298</b>	<b>327</b>	<b>589</b>	<b>107</b>	<b>18</b>	<b>46</b>	<b>287</b>	<b>19</b>	<b>10</b>	<b>43</b>	<b>253</b>	<b>547</b>	<b>49</b>	<b>19</b>	<b>81</b>	<b>.339</b>

PITCHER	W	L	ERA	G	GS	CG	SH	SV	IP	H	R	ER	HR	HB	BB	SO	WP	BK	BAA
Abreu, Jose	1	3	3.71	17	0	0	0	2	26.2	24	15	11	2	2	13	20	3	0	.240
Clay, Sam	1	3	3.00	10	7	0	0	0	39.0	36	17	13	1	3	12	44	3	0	.245
Cutura, Andro	3	2	1.34	11	11	0	0	0	60.2	46	19	9	2	4	15	49	2	0	.209
Del Rosario, Eduardo	0	0	6.75	1	1	0	0	0	4.0	6	3	3	1	0	0	3	0	0	.375
Easton, Brandon	0	2	18.00	2	2	0	0	0	4.0	7	8	8	0	0	9	3	1	0	.438
Gercken, Nate	0	3	6.69	11	2	0	0	0	35.0	46	26	26	3	1	12	35	4	0	.324
Guyler, Josh	0	0	7.98	13	0	0	0	0	14.2	20	18	13	2	2	9	16	4	0	.313
Hernandez, Onesimo	5	1	3.71	15	6	0	0	1	43.2	53	23	18	2	2	8	43	8	0	.299
Irby, C.K.	3	0	3.31	16	0	0	0	2	35.1	31	20	13	2	1	15	44	6	0	.233
Lo, Kuo Hua	4	1	1.44	19	0	0	0	7	31.1	15	5	5	2	4	8	43	5	0	.146
Lombana, Logan	1	2	2.25	15	0	0	0	1	32.0	31	8	8	3	4	12	34	3	0	.261
Mciver, Anthony	3	1	4.61	15	0	0	0	1	27.1	33	15	14	1	0	8	31	2	1	.289
Nordgren, Miles	1	3	2.76	11	11	0	0	0	58.2	65	31	18	1	4	10	33	4	0	.275
Robinson, Alex	0	3	9.00	10	0	0	0	0	12.0	10	13	12	0	4	16	15	4	0	.238
Rodriguez, Dereck	6	3	2.85	12	12	0	0	0	66.1	64	28	21	5	3	11	61	9	0	.250
Stashak, Cody	5	2	3.43	10	10	0	0	0	44.2	39	19	17	4	2	11	53	3	0	.234
Stirewalt, Tyler	0	3	5.87	15	0	0	0	0	23.0	26	20	15	0	5	14	19	3	0	.274
Tapia, Alexis	1	2	3.82	6	6	0	0	0	33.0	37	17	14	5	1	7	33	0	0	.280
<b>TEAM TOTAL</b>	<b>34</b>	<b>34</b>	<b>3.62</b>	<b>68</b>	<b>68</b>	<b>0</b>	<b>5</b>	<b>14</b>	<b>591.1</b>	<b>589</b>	<b>305</b>	<b>238</b>	<b>36</b>	<b>42</b>	<b>190</b>	<b>579</b>	<b>64</b>	<b>1</b>	<b>.258</b>



# GULF COAST LEAGUE

## GULF COAST LEAGUE TWINS

Gulf Coast League - Rookie (26th year)

GCL Twins 2015 Record: 27-32 (3rd in South)

14110 Six Mile Cypress Parkway

Ft. Myers, FL 33912

(239) 533-7640

FAX: (239) 485-2448

Stadium ..... CenturyLink Sports Complex

Manager ..... Ramon Borrego

Pitching Coach ..... J.P. Martinez

Pitching Coach ..... Virgil Vasquez

Coach ..... Brian Dinkelman

Coach ..... Javier Valentin

Trainer ..... Axel Lopez

Strength and Conditioning Coach ..... Kirby Retzer

## 2015 GCL TWINS FINAL STATISTICS

PLAYERS	AVG	G	AB	R	H	2B	3B	HR	RBI	SF	SH	HB	BB	SO	SB	CS	E	OBP
Andrade, Jorge	.162	45	105	12	17	1	0	0	6	0	0	2	11	31	11	3	7	.254
Arraez, Luis	.309	57	207	23	64	15	1	0	19	1	2	4	19	10	8	8	4	.377
Blankenhorn, Travis	.245	14	49	6	12	4	2	0	3	0	0	2	7	11	2	0	0	.362
Cabbage, Trey	.252	33	119	8	30	2	0	0	13	1	0	2	7	37	1	5	7	.302
Camacho, Kerby	.093	19	54	2	5	1	0	1	5	0	0	1	4	13	0	0	0	.169
Cavaness, Christian	.333	20	54	11	18	6	3	0	8	0	0	2	7	13	5	2	0	.429
Davis, Tyree	.158	10	19	5	3	1	0	0	0	0	0	0	2	5	2	0	0	.238
Diaz, Lewin	.261	33	111	12	29	7	1	1	15	0	0	2	14	24	2	0	2	.354
Ebersohn, Rowan	.193	27	83	6	16	4	0	0	3	1	0	0	3	16	2	1	0	.218
Gonzalez, Roberto	.265	38	117	13	31	3	0	0	7	0	0	2	13	31	8	3	1	.348
Haar, Bryan	.208	7	24	0	5	0	0	0	1	0	0	0	1	1	0	0	1	.240
Hayman, Bryant	.222	33	99	16	22	7	2	2	11	1	0	4	11	33	0	0	2	.322
Hicks, D.J.	.267	5	15	1	4	3	0	0	2	0	0	0	3	2	0	0	0	.389
Kendrick, Kolton	.200	24	70	7	14	3	1	0	5	0	0	1	18	24	0	0	1	.371
Marrero, Lean	.159	24	63	4	10	0	1	1	3	0	1	0	7	16	5	2	1	.243
Martinez, Luis	.140	39	107	7	15	4	0	0	9	0	1	5	9	28	3	1	0	.240
Minier, Amaury	.333	2	6	1	2	0	0	0	0	0	0	0	0	2	0	0	0	.333
Molina, Robert	.235	37	119	11	28	4	0	1	15	0	0	2	7	16	4	0	6	.289
Montesino, Ariel	.243	28	74	17	18	3	0	1	10	2	2	1	11	6	3	2	3	.341
Olson, Brian	.273	17	55	11	15	1	1	0	3	1	0	2	12	10	0	0	0	.414
Palacios, Jermaine	.421	26	95	13	40	9	2	1	14	1	0	1	9	11	4	2	5	.472
Pinto, Josmil	.286	4	14	1	4	1	0	1	3	0	0	0	0	2	0	0	0	.286
Schmitt, Blake	.297	10	37	5	11	2	0	1	6	0	0	0	2	8	3	1	1	.333
Tapia, Romi	.160	32	81	7	13	0	0	0	5	0	1	0	5	25	1	1	4	.209
Verkerk, Ruar	.197	22	66	4	13	1	0	0	2	0	1	0	2	17	1	1	5	.221
Whitefield, Aaron	.167	7	18	1	3	0	0	0	1	0	0	0	2	4	1	0	0	.250
<b>TEAM TOTAL</b>	<b>.238</b>	<b>59</b>	<b>1861</b>	<b>204</b>	<b>442</b>	<b>82</b>	<b>14</b>	<b>10</b>	<b>169</b>	<b>8</b>	<b>8</b>	<b>33</b>	<b>186</b>	<b>396</b>	<b>66</b>	<b>32</b>	<b>60</b>	<b>.317</b>

PITCHER	W	L	ERA	G	GS	CG	SH	SV	IP	H	R	ER	HR	HB	BB	SO	WP	BK	BAA
Balan, Vadim	0	0	0.00	1	0	0	0	0	1.2	0	0	0	0	1	0	4	0	0	.000
Condeelis, Rich	1	3	12.33	12	1	0	0	0	15.1	23	23	21	0	2	12	20	7	0	.348
Cordy, Max	1	1	1.66	12	2	0	0	0	21.2	12	4	4	0	3	14	25	4	0	.169
Curtiss, John	1	0	1.13	5	0	0	0	0	8.0	7	2	1	0	1	4	7	1	0	.233
Del Rosario, Eduardo	3	2	1.90	10	10	0	0	0	47.1	36	13	10	0	5	9	50	3	1	.218
Gallant, Dallas	0	0	1.69	4	0	0	0	0	5.1	5	1	1	0	1	1	11	0	0	.238
Gomez, Moises	0	2	3.00	15	0	0	0	0	24.0	17	10	8	1	1	14	12	8	0	.210
Gonzalez, Miguel	3	2	1.59	15	3	0	0	1	39.2	29	8	7	0	4	7	40	7	1	.197
Hernandez, Luis	0	2	10.57	9	3	0	0	0	15.1	24	23	18	3	6	15	15	14	0	.353
Landa, Yorman	1	0	0.00	7	0	0	0	1	9.0	3	1	0	0	0	2	9	0	1	.107
Lujan, Hector	1	2	5.00	15	0	0	0	1	18.0	20	12	10	0	2	5	16	5	0	.286
Martinez, Jose	1	5	4.31	11	11	0	0	0	48.0	50	26	23	1	5	16	32	2	1	.267
Mazza, Chris	0	0	3.00	5	0	0	0	0	6.0	5	2	2	0	0	1	5	0	0	.217
Moran, Jovani	0	2	4.12	6	6	0	0	0	19.2	16	9	9	0	1	9	17	2	1	.219
Pearce, Callan	0	1	4.67	15	0	0	0	0	17.1	19	9	9	1	3	11	11	3	1	.275
Poulson, Brandon	1	0	3.10	14	0	0	0	0	20.1	9	7	7	0	4	19	26	9	0	.138
Pryor, Stephen	0	2	1.86	7	0	0	0	0	9.2	5	3	2	1	1	5	13	0	0	.147
Quezada, Johan	2	1	3.38	19	0	0	0	7	21.1	14	9	8	1	0	12	23	13	0	.189
Ramirez, Williams	4	3	1.05	11	10	0	0	0	51.1	25	10	6	1	6	20	58	4	0	.145
Rosario, Randy	1	0	0.00	2	2	0	0	0	8.0	5	0	0	0	1	1	9	0	1	.172
Schutte, Matz	2	2	3.07	14	2	0	0	0	29.1	29	17	10	2	2	4	18	1	0	.257
Vasquez, Andrew	0	0	2.92	12	0	0	0	0	12.1	10	10	4	0	4	15	22	7	0	.222
Wells, Lachlan	5	2	2.09	10	9	0	0	0	47.1	35	12	11	4	3	11	49	4	0	.207
<b>TEAM TOTAL</b>	<b>27</b>	<b>32</b>	<b>3.10</b>	<b>59</b>	<b>59</b>	<b>0</b>	<b>5</b>	<b>10</b>	<b>496.0</b>	<b>398</b>	<b>211</b>	<b>171</b>	<b>15</b>	<b>56</b>	<b>207</b>	<b>492</b>	<b>94</b>	<b>7</b>	<b>.220</b>

# DOMINICAN REPUBLIC BASEBALL ACADEMY

The Twins Dominican Republic spent its first season of operations at the Las Americas Complex in Boca Chica, DR in 2015. This complex serves as the Twins interim facility while their new joint academy with the Philadelphia Phillies is built. The Las Americas facility has the capacity to house two teams but was only home to the Twins in 2015.

The club provides housing and meals for amateur players working out in the Academy program, as well as for its professional players on the Dominican Summer League team. A lower level of the two-story building includes a locker room, weight training room, office and meeting space, laundry, kitchen, a large dining room, recreation room and a dedicated classroom. The second floor features a large dormitory which can accommodate up to 56 players, two large staff rooms and a large game room. Programs are provided year-round to teach English and cultural development to all signed players.

Boca Chica is located 30 minutes east of downtown Santo Domingo and the Twins complex is just 15 minutes from the international airport.

The playing facilities include two full-sized playing fields, an additional field for tryouts, two covered batting tunnels and a six-mound training area for pitchers. The Twins Dominican facility is in full operation from February through early December.

## 2015 DOMINICAN ACADEMY STAFF

Francis (Jimmy) Alvarez .....	Manager	Ramona Marte .....	Cleaning/Kitchen
Manuel Santana .....	Pitching Coach	Adolfo Perez .....	Clubhouse/Laundry
Ramon Nivar .....	Hitting Coach	Ramon Perez .....	Grounds
Juan Carlos Pinto .....	Strength and Conditioning Coach	Rubensindo Lorenzo .....	Team Doctor
Carlos Frias .....	Trainer	Fred Guerrero .....	Coordinator of Latin America Scouting
Francisco Solano .....	Administrator	Luis Lajara .....	Scout - Southwest D.R.
Esther Reyes .....	Head Cook	Eduardo Soriano .....	Scout - Santo Domingo
Mercedes Rosario .....	Kitchen Staff	Manuel Luciano .....	Scout - Santiago
Ana Maria Martinez .....	Cleaning/Kitchen	RBI Consulting .....	Education Provider
Meray Reyes .....	Cleaning/Cook		

## 2015 DSL FINAL STATISTICS

PLAYER	AVG	G	AB	R	H	2B	3B	HR	RBI	SF	SH	HB	BB	SO	SB	CS	E	OBP
Acosta, Jorge	.253	29	75	8	19	2	0	0	13	2	0	1	20	15	2	2	0	.408
Alvarez, Jhonathan	.250	39	128	19	32	7	0	3	15	1	2	5	11	18	2	2	15	.331
Amarante, Junior	.287	43	143	20	41	2	2	0	9	0	6	9	37	8	9	6	354	
Arias, Jean Carlos	.311	44	164	41	51	13	9	2	37	4	1	2	18	30	11	6	4	.378
Bermudez, Jose	.114	37	105	10	12	0	0	2	8	3	0	1	16	38	1	2	2	.232
Cuesto, Darling	.280	44	143	24	40	6	1	1	17	1	1	4	24	48	3	3	8	.395
Encarnacion, Yeltsin	.286	42	147	21	42	3	2	0	15	1	2	2	22	27	3	6	20	.364
Franco, Edwin	.250	43	156	22	39	7	2	0	20	0	2	6	16	38	6	4	10	.343
Henriquez, Zaino	.182	45	137	21	25	1	1	0	10	2	1	2	12	35	2	2	6	.255
Hernandez, Francisco	.276	44	152	21	42	5	1	1	17	0	3	6	13	37	5	5	3	.357
Herrera, Edgar	.255	54	192	22	49	8	0	0	20	2	2	4	15	18	4	8	10	.319
Morel, Emmanuel	.282	48	181	44	51	6	5	0	19	1	1	1	46	43	24	11	15	.428
Munoz, Gorge	.315	46	168	37	53	9	2	2	26	5	1	9	23	24	22	11	21	.415
Parra, Jorge	.244	52	197	26	48	12	2	1	34	5	0	4	17	49	1	1	4	.309
Tejada, Oliver	.229	10	35	6	8	2	0	0	2	0	0	3	0	5	1	1	0	.289
Tovar, Antonio	.281	60	228	27	64	7	1	2	34	2	3	1	27	35	9	13	4	.357
Ynfante, Gabriel A.	.274	25	73	11	20	6	0	0	6	1	2	2	8	17	4	0	3	.357
<b>TEAM TOTAL</b>	<b>.262</b>	<b>72</b>	<b>2424</b>	<b>380</b>	<b>636</b>	<b>96</b>	<b>28</b>	<b>14</b>	<b>302</b>	<b>30</b>	<b>21</b>	<b>59</b>	<b>297</b>	<b>514</b>	<b>108</b>	<b>86</b>	<b>143</b>	<b>.353</b>

PITCHER	W	L	ERA	G	GS	CG	SH	SV	IP	H	R	ER	HR	HB	BB	SO	WP	BK	BAA
Balbuena, Erick	1	1	10.80	18	0	0	0	0	21.2	33	32	26	2	5	19	11	14	1	.367
Bellorin, Luis	2	3	4.00	18	0	0	0	1	36.0	35	23	16	0	1	21	28	13	0	.254
Cabrera, Robener	1	1	8.10	4	0	0	0	0	6.2	8	6	6	2	0	2	1	2	0	.296
De Jesus, Miguel	6	6	4.30	18	7	0	0	1	58.2	62	34	28	2	4	11	58	12	0	.265
Feliz, Danny	1	3	4.61	17	10	0	0	0	54.2	45	34	28	3	4	25	40	20	0	.226
Gil, Luis	1	2	4.63	16	0	0	0	2	23.1	15	15	12	2	1	26	24	5	0	.190
Graterol, Brusdar	0	1	2.45	4	4	0	0	0	11.0	12	4	3	0	2	1	17	1	0	.273
Herrera, Juan	3	3	4.54	15	14	0	0	0	69.1	63	41	35	5	13	20	64	11	0	.239
Jimenez, Jadison	6	3	2.45	15	14	0	0	0	77.0	78	27	21	5	3	15	87	11	0	.265
Marin, Andriu	3	0	4.54	20	0	0	0	5	37.2	49	25	19	2	1	7	39	5	1	.302
Perez, Randolph	5	4	1.90	22	0	0	0	3	42.2	40	22	9	1	3	25	48	3	0	.245
Ramirez, Daulin	1	0	9.00	4	0	0	0	0	9.0	9	11	9	0	2	9	8	4	0	.273
Ramirez, Jose	1	3	5.11	18	9	0	0	0	61.2	75	53	35	3	1	29	45	8	0	.304
Soto, Freddy	1	0	2.33	11	0	0	0	0	19.1	23	12	5	1	1	8	21	4	0	.295
Suniga, Carlos	2	1	6.48	23	0	0	0	2	50.0	71	37	36	6	0	6	35	9	0	.329
Ynoa, Huascar	2	5	2.70	14	14	0	0	0	56.2	43	25	17	1	4	30	47	10	1	.207
<b>TEAM TOTAL</b>	<b>36</b>	<b>36</b>	<b>4.32</b>	<b>72</b>	<b>72</b>	<b>0</b>	<b>2</b>	<b>14</b>	<b>635.1</b>	<b>661</b>	<b>401</b>	<b>305</b>	<b>35</b>	<b>45</b>	<b>254</b>	<b>573</b>	<b>132</b>	<b>3</b>	<b>.267</b>

# VENEZUELA BASEBALL ACADEMY

The Twins Venezuela Baseball Academy spent its 21st year in Bejuma, Carabobo, Venezuela. The Twins facilities are among the best in Venezuela, including a 3,000 square foot dormitory and clubhouse building which opened in February 2000. The facilities include two large sleeping rooms, locker room, training and exercise areas, and office space.

The club provides housing and meals to its professional players in a mini-camp prior to spring training and during a Fall Instructional League in October. Amateur players are invited to attend workouts in 30-day programs throughout the season.

## 2015 VENEZUELA ACADEMY STAFF

Asdrubal Estrada .....	Manager	Edgar Guerra .....	Administrator
Wladimir Morales .....	Trainer	Carlos Colmenares .....	Grounds
Yeni Gonzalez .....	Cook	Carlos Belisario .....	Clubhouse/Grounds
Isabel Castellano .....	Cook	Marlon Nava .....	Scout - Occidente
Anadith Luna .....	Cleaning/Kitchen	Juan Padilla .....	Associate Scout - Oriente
Ramon Martinez .....	Cleaning/Clubhouse	Franklin Parra .....	Associate Scout - Valencia
Jose Leon .....	Coordinator of Scouting	Pablo Torres .....	Associate Scout - Caracas



## MAX KEPLER AND JOSE BERRIOS NAMED 2015 TWINS MINOR LEAGUE PLAYER AND PITCHER OF THE YEAR

Outfielder/first baseman Max Kepler was named the 2015 Sherry Robertson Award winner as the Twins Minor League Player of the Year and right-handed pitcher Jose Berrios was named the 2015 Jim Rantz Award winner as the Twins Minor League Pitcher of the Year.

Kepler, 22, spent a majority of the season with Double-A Chattanooga, hitting .322 (131-for-407) with 32 doubles, 13 triples, nine home runs, 71 RBI and 76 runs scored in 112 games for the Lookouts. He was named Southern League Most Valuable Player after ranking second in the league in batting average, first in on-base percentage (.416) and slugging percentage (.531), third in runs scored, and fourth in doubles and RBI.

The 22-year-old Berlin, Germany native was originally signed by the Twins in July of 2009 and has spent six seasons in the Twins minor league system, hitting .281 (448-for-1594) with 98 doubles, 34 home runs and 254 RBI. The 6-foot-4, 205-pounder earned a SiriusXM Futures Game selection this season, as well as Southern League mid- and postseason All-Star and Southern League Player of the Week honors twice. He earned a September call-up mid-month.



Berrios, 21, began the season at Double-A Chattanooga, going 8-3 with a 3.08 ERA (90.2 IP, 31 ER), 24 walks and 92 strikeouts. He was promoted to Triple-A Rochester in early July and went 6-2 with a 2.85 ERA (75.2 IP, 22 ER), 14 walks and 83 strikeouts. He becomes the first Twins farmhand to win the Jim Rantz Award in consecutive seasons, and third ever to win either the Rantz or Robertson Award consecutively, joining LaTroy Hawkins in 1993-94 and Ben Revere in 2008-09, who both won the Sherry Robertson Award.

The Bayamon, Puerto Rico native was named to the SiriusXM Futures Game and made the start for the World Team for the second consecutive season. Additionally, he was named midseason Southern League All-Star while with Chattanooga as well as Southern League Pitcher of the Week in May. He finished the season with a combined record of 14-5 and a 2.87 ERA (166.1 IP, 53 ER), 38 walks and 175 strikeouts between Chattanooga and Rochester.

### SHERRY ROBERTSON AWARD

Year	Player	Pos
1970	Mark Wiley	P
1971	Steve Brye	OF
1972	Tom Smithson	C
1973	Craig Kuskick	1B
1974	Butch Wynegar	C
1975	Steve Luebber	P
1976	Dan Graham	C
1977	Greg Field	P
1978	Steve Douglas	OF
1979	Steve Green	P
1980	Bob Konopa	P
1981	Kent Hrbek	1B
1982	Jeff Reed	C
1983	Tim Lincecum	2B
1984	Curt Wardle	P
1985	Mark Davidson	OF
1986	Gene Larkin	1B
1987	Mike Dyer	P
1988	Pete Delkus	P
1989	Paul Sorrento	1B
1990	Denny Neagle	P
1991	Pat Mahomes	P
1992	Marty Cordova	OF

Year	Player	Pos
1993	LaTroy Hawkins	P
1994	LaTroy Hawkins	P
1995	Javier Valentin	C
1996	Todd Walker	3B-2B
1997	David Ortiz	1B
1998	Doug Mientkiewicz	1B
1999	Michael Restovich	OF
2000	John Barnes	OF
2001	Michael Cuddyer	3B
2002	Lew Ford	OF
2003	Joe Mauer	C
2004	Jason Kubel	OF
2005	David Winfree	3B
2006	Alexi Casilla	IF
2007	Brian Buscher	3B
2008	Ben Revere	OF
2009	Ben Revere	OF
2010	Joe Benson	OF
2011	Brian Dozier	SS
2012	Oswaldo Arcia	OF
2013	Byron Buxton	OF
2014	Kennys Vargas	1B/DH
2015	Max Kepler	OF/1B

### JIM RANTZ AWARD

Year	Player	Pos
2002	J.D. Durbin	RHP
2003	Jesse Crain	RHP
2004	Scott Baker	RHP
2005	Francisco Liriano	LHP
2006	Matt Garza	RHP
2007	Kevin Slowey	RHP
2008	Anthony Slama	RHP
2009	David Bromberg	RHP
2010	Liam Gibson	RHP
2011	Liam Hendriks	RHP
2012	B.J. Hermesen	RHP
2013	Andrew Albers	LHP
2014	Jose Berrios	RHP
2015	Jose Berrios	RHP

# TWINS 2015 MINOR LEAGUE AWARDS

## SHERRY ROBERTSON MINOR LEAGUE PLAYER OF THE YEAR

Max Kepler, OF/1B

## JIM RANTZ MINOR LEAGUE PITCHER OF THE YEAR

Jose Berrios, RHP

### MINOR LEAGUE PLAYER OF THE MONTH

MONTH	NAME	POS	H	AB	AVG	R	RBI	2B	HR	AFFILIATE
April	Zach Granite	INF	27	67	.358	17	5	5	0	Cedar Rapids
May	Trey Vavra	1B/OF	35	88	.398	19	16	6	3	Cedar Rapids
June	Max Kepler	OF/1B	32	88	.364	14	17	6	1	Chattanooga
July	Max Kepler	OF/1B	22	72	.306	13	15	5	3	Chattanooga
August	Kennys Vargas	INF/DH	31	100	.310	15	25	5	6	Rochester

### MINOR LEAGUE PITCHER OF THE MONTH

MONTH	NAME	W-L-S	ERA	G/GS	IP	H/9	R	ER	SO/9	AFFILIATE
April	Stephen Gonsalves	2-0-0	0.90	3/3	20.0	5.0	2	2	13.5	Cedar Rapids
May	Trevor Hildenberger	2-0-3	0.00	9/0	18.2	2.4	0	0	11.1	Cedar Rapids
June	Brandon Peterson	1-0-1	0.00	7/0	11.2	2.3	0	0	11.6	Ft. Myers/Chat.
July	Mat Batts	3-0-0	1.15	5/5	31.1	5.7	4	4	8.6	Ft. Myers
August	Jose Berrios	3-2-0	2.03	6/6	40.0	6.8	10	9	10.8	Rochester

### MINOR LEAGUE PLAYER OF THE WEEK

WEEK	NAME	POS	STATISTICS	AFFILIATE
April 17	Tyler Duffey	RHP	1 G, 0-0-0, 7.0 IP, 2 H, 0 ER, 1 BB, 8 K	Chattanooga
April 24	Stephen Gonsalves	LHP	1 G, 1-0-0, 7.0 IP, 1 H, 0 ER, 1 BB, 11 K	Cedar Rapids
May 1	Byron Buxton	OF	7 G, .423 (11-for-26), 9 R, 1 2B, 1 HR, 6 RBI, 4 SB	Chattanooga
May 8	Trey Vavra	1B/OF	6 G, .560 (10-for-19), 8 R, 1 2B, 2 RBI, 2 BB, .640 OBP	Cedar Rapids
May 15	Miguel Sano	INF	8 G, .379 (11-for-29), 7 R, 4 2B, 3 HR, 8 RBI	Chattanooga
May 22	Max Kepler	OF/1B	7 G, .500 (12-for-24), 6 R, 2 2B, 2 HR, 9 RBI	Chattanooga
May 29	Aaron Slegers	RHP	1 G, 1-0-0, 9.0 IP, 3 H, 0 ER, 0 BB, 9 K	Ft. Myers
June 5	Brandon Peterson	RHP	2 G, 0-0-0, 3.2 IP, 0 H, 0 ER, 1 BB, 7 K	Ft. Myers
June 12	David Hurlbut	LHP	2 G, 2-0-0, 14.0 IP, 9 H, 1 ER, 3 BB, 9 K	Chattanooga
June 19	Alex Wimmers	RHP	2 G, 2-0-0, 14.2 IP, 5 H, 0 ER, 4 BB, 20 K	Chattanooga
June 26	Engelb Vielma	INF	4 G, .467 (7-for-15), 2 R, 1 2B, 2 RBI, .529 OBP	Ft. Myers
July 3	A.J. Achter	RHP	3 G, 0-0-0, 5.0 IP, 2 H, 0 ER, 4 BB, 7 K	Rochester
July 10	Oswaldo Arcia	OF	8 G, .296 (8-for-27), 7 R, 1 2B, 5 HR, 11 RBI	Rochester
July 17	Mat Batts	LHP	1 G, 1-0-0, 7.0 IP, 5 H, 1 ER, 0 BB, 5 K	Fort Myers
July 24	Felix Jorge	RHP	1 G, 1-0-0, 7.0 IP, 5 H, 2 ER, 1 BB, 7 K	Cedar Rapids
July 31	Stuart Turner	C	5 G, .471 (8-for-17), 6 R, 2 2B, 1 HR, 4 RBI, .609 OBP	Chattanooga
August 7	Chris Paul	OF	6 G, .357 (10-for-28), 4 R, 3 2B, 2 HR, 12 RBI	Elizabethton
August 14	Kennys Vargas	1B/DH	8 G, .391 (9-for-23), 2 2B, 1 HR, 8 RBI, 9 BB, .563 OBP	Rochester
August 21	Pat Dean	RHP	1 G, 1-0-0, 9.0 IP, 6 H, 0 ER, 0 BB, 6 K	Rochester
August 28	Jose Berrios	RHP	1 G, 1-0-0, 7.0 IP, 3 H, 0 ER, 1 BB, 12 K	Rochester
Sept. 4	Brett Lee	LHP	1 G, 1-0-0, 7.0 IP, 2 H, 0 ER, 2 BB, 8 K	Chattanooga



## Max Kepler

Outfielder Max Kepler earned a SiriusXM Futures Game selection this season, as well as Southern League Most Valuable Player, mid- and postseason All-Star and SL Player of the Week honors twice, after leading Chattanooga to the Southern League Championship with three home runs and eight RBI in nine playoff games.

# TWINS SCOUTING STAFF

Deron Johnson - DeronJohnson@twinsbaseball.com	Director of Scouting
Vern Followell - VernFollowell@twinsbaseball.com	Pro Scouting Coordinator
Amanda Daley - AmandaDaley@twinsbaseball.com	Senior Manager, Scouting and International Administration
Brittany Minder - BrittanyMinder@twinsbaseball.com	Administrative Assistant to Scouting

## SCOUTING SUPERVISORS

Billy Corrigan - BillyCorrigan@twinsbaseball.com	Southeast Supervisor
Sean Johnson - SeanJohnson@twinsbaseball.com	West Coast Supervisor
Mark Quimuyog - MarkQuimuyog@twinsbaseball.com	East Coast Supervisor
Mike Ruth - MikeRuth@twinsbaseball.com	Midwest Supervisor

## SCOUTS

Cary Broder - CaryBroder@twinsbaseball.com	Taiwan
Trevor Brown - TrevorBrown@twinsbaseball.com	Washington, Oregon, Idaho, Alaska, Montana
Taylor Cameron - TaylorCameron@twinsbaseball.com	Central and Southern California
Ken Compton - KenCompton@twinsbaseball.com	Professional Scout
Larry Corrigan - LarryCorrigan@twinsbaseball.com	Professional Scout
J.R. DiMercurio - JRDiMercurio@twinsbaseball.com	Arkansas, Kansas, Missouri, Oklahoma
Brett Dowdy - BrettDowdy@twinsbaseball.com	Northern Florida
Marty Esposito - MartyEsposito@twinsbaseball.com	Texas
Earl Frishman - EarlFrishman@twinsbaseball.com	Special Assignment Scout
Glenn Godwin - GlennGodwin@twinsbaseball.com	Europe and South Africa
Fred Guerrero - FredGuerrero@twinsbaseball.com	Latin American Scouting Coordinator
Bill Harford - BillHarford@twinsbaseball.com	Professional Scout
Bob Hegman - BobHegman@twinsbaseball.com	Professional Scout
David Kim - DavidKim@twinsbaseball.com	Pacific Rim
Wayne Krivsky - WayneKrivsky@twinsbaseball.com	Special Assistant to the General Manager
Mike Larson - MikeLarson@twinsbaseball.com	International/Professional Scout
Luis Lajara - LuisLajara@twinsbaseball.com	Dominican Republic
John Leavitt - JohnLeavitt@twinsbaseball.com	Southern California, Hawaii
Jose Leon - JoseLeon@twinsbaseball.com	Venezuela and Panama/Coordinator of Scouting
Manuel Luciano - ManuelLuciano@twinsbaseball.com	Dominican Republic
Bill Mele - BillMele@twinsbaseball.com	Professional Scout
Bill Milos - BillMilos@twinsbaseball.com	Professional Scout
Marlon Nava - MarlonNava@twinsbaseball.com	Venezuela
Tim O'Neil - TimONeil@twinsbaseball.com	National Crosschecker
Howard Norsetter - HowardNorsetter@twinsbaseball.com	International Scouting Coordinator
Jeff Pohl - JeffPohl@twinsbaseball.com	Michigan, Indiana, Illinois
Jack Powell - JackPowell@twinsbaseball.com	Florida Panhandle, Georgia, Alabama
Greg Runser - GregRunser@twinsbaseball.com	Greater Houston (TX), Louisiana
Alan Sandberg - AlanSandberg@twinsbaseball.com	Kentucky, Tennessee, Mississippi
Eduardo Soriano - EduardoSoriano@twinsbaseball.com	Dominican Republic
Elliott Strankman - ElliottStrankman@twinsbaseball.com	Nevada, Central and Northern California
Ricky Taylor - RickyTaylor@twinsbaseball.com	North Carolina, South Carolina, Western Virginia
Freddie Thon - FreddieThon@twinsbaseball.com	Puerto Rico and Southern Florida
Jay Weitzel - JayWeitzel@twinsbaseball.com	Upstate New York, Pennsylvania, Ohio, West Virginia
Ted Williams - TedWilliams@twinsbaseball.com	Arizona, New Mexico, Colorado, Wyoming, Utah, Clark County (NV)
John Wilson - JohnWilson@twinsbaseball.com	Connecticut, New Jersey, East New York, Massachusetts, Eastern Virginia, Maryland, Vermont, Rhode Island, Maine, New Hampshire, Delaware, Washington D.C.
Mark Wilson - MarkWilson@twinsbaseball.com	North Dakota, South Dakota, Nebraska, Iowa, Wisconsin, Minnesota, Canada
Earl Winn - EarlWinn@twinsbaseball.com	Professional Scout

## PART-TIME SCOUTS

Hector Barrios	Panama
Gavin Bennett	South Africa
John Cortese	Italy
Andy Johnson	Europe
Kenny Su	Taiwan
Koji Takahashi	Japan
Lester Victoria	Curacao
Troy Williams	Germany

## ASSOCIATE SCOUTS

Juan Padilla	Venezuela
Franklin Parra	Venezuela
Pablo Torres	Venezuela

## TWINS SCOUTING & MINOR LEAGUE DIRECTORS

### Scouting Directors

Deron Johnson	2008-present
Mike Radcliff	1994-2007
Larry Corrigan	1992-93
Terry Ryan	1986-91
George Brophy	1970-85
Sherry Robertson	1961-69

### Minor League Directors

Brad Steil	2013-present
Jim Rantz	1986-2012
George Brophy	1970-85
Sherry Robertson	1961-69

# TWINS 2015 FIRST-YEAR PLAYER DRAFT

RD	PLAYER	POS	B/T	HT	WT	DOB	HOMETOWN	SCHOOL	SCOUT
1 (6)	Tyler Jay	LHP	L/L	6-1	185	4/19/95	Lamont, IL	University of Illinois	Pohl
CB-B (73)	Kyle Cody	RHP	R/R	6-7	245	8/9/94	Chippewa Falls, WI	University of Kentucky	Sandberg
3 (80)	Travis Blankenhorn	3B	L/R	6-2	195	8/3/96	Pottsville, PA	Pottsville HS (Pottsville, PA)	Weitzel
4 (110)	Trey Cabbage	3B	L/R	6-3	200	5/4/97	Rutledge, TN	Grainger HS (Rutledge, TN)	Sandberg
5 (140)	Alex Robinson	LHP	L/L	6-3	215	8/11/94	Hewlett, NY	University of Maryland	J. Wilson
6 (170)	Chris Paul	RF	R/R	6-2	190	10/12/92	Aliso Viejo, CA	U of California-Berkeley	Strankman
7 (200)	Jovani Moran	LHP	L/L	6-1	170	4/24/97	Sabana Grande, PR	Carlos Beltran Academy (PR)	Thon
8 (230)	Kolton Kendrick	1B	L/R	6-3	230	8/10/96	Loranger, LA	Oak Forest Academy (Amite, LA)	Runser
9 (260)	Lamonte Wade	CF	L/L	6-1	195	1/1/94	Owings Mill, MD	University of Maryland	J. Wilson
10 (290)	Sean Miller	SS	R/R	5-11	170	10/10/94	Crofton, MD	U of South Carolina, Aiken	Taylor
11 (320)	Kerby Camacho	C	S/R	5-10	165	11/24/97	Camuy, PR	Carlos Beltran Academy (PR)	Thon
12 (350)	Zander Wiel	1B	R/R	6-3	215	1/11/93	Murfreesboro, TN	Vanderbilt University	Sandberg
13 (380)	Cody Stashak	RHP	R/R	6-2	180	6/4/94	Mays Landing, NJ	St. John's University (NY)	J. Wilson
14 (410)	A.J. Murray	C	R/R	6-1	215	4/4/93	Westfield, NJ	Georgia Tech	Powell
15 (440)	Anthony McIver	LHP	L/L	6-5	210	4/8/92	Vista, CA	University of San Diego	Leavitt
16 (470)	Lean Marrero	RF	L/R	6-0	190	9/19/97	Bayamon, PR	Leadership Christian Academy (PR)	Thon
17 (500)	Nate Gercken	RHP	R/R	6-6	200	11/4/92	Pinole, CA	Academy of the Arts (CA)	Strankman
18 (530)	Daniel Kihle	CF	R/L	6-0	190	10/1/93	Goddard, KS	Wichita State	DiMercurio
19 (560)	Kyle Wilson	RHP	R/R	6-2	190	9/27/96	Raymore, MO	Raymore-Peculiar HS (MO)	DiMercurio
20 (590)	Colton Eastman	RHP	R/R	6-3	200	8/22/96	Fresno, CA	Central Union HS (Fresno, CA)	Strankman
21 (620)	Kamran Young	OF	L/L	5-11	190	10/12/92	Torrance, CA	Cal State Dominguez Hills	Cameron
22 (650)	Blake Cederlind	RHP	R/R	6-3	190	1/14/96	Turlock, CA	Merced College (CA)	Strankman
23 (680)	Alex Perez	SS	L/R	5-9	170	10/24/92	Miami, FL	Virginia Tech	Taylor
24 (710)	Jaylin Davis	CF	R/R	6-1	195	7/1/94	McLeansville, NC	Appalachian State	Taylor
25 (740)	Logan Lombana	RHP	R/R	6-3	225	7/17/94	Newark, CA	Cal State Long Beach	Leavitt
26 (770)	Tyler Williams	RF	R/R	6-3	220	2/18/97	Peoria, AZ	Raymond S. Kellis HS (Glendale, AZ)	Williams
27 (800)	Dalton Sawyer	LHP	L/L	6-5	220	11/22/93	Waconia, MN	University of Minnesota	M. Wilson
28 (830)	Jonathan Engelmenn	RF	R/R	6-3	200	9/18/96	San Mateo, CA	Burlingame HS (CA)	Strankman
29 (860)	Brad Hartong	C	R/R	6-4	215	2/4/92	Los Alamitos, CA	Indiana University	Pohl
30 (890)	Greg Poppylisen	CF	R/R	6-0	175	12/30/94	Highlands Ranch, CO	El Paso CC	Esposito
31 (920)	Tristan Pompey	LF	S/R	6-4	195	3/23/97	Milton, Ont., CAN	Jean Vanier Catholic SS (Toronto)	M. Wilson
32 (950)	Andrew Vasquez	LHP	S/L	6-6	220	9/14/93	Alta Loma, CA	Westmont College (CA)	Cameron
33 (980)	Colin Theroux	C	R/R	6-2	195	5/10/94	San Mateo, CA	San Joaquin Delta College	Strankman
34 (1010)	Brian Olson	C	R/R	6-0	190	1/21/93	Black Diamond, WA	Seattle University	Brown
35 (1040)	Hector Lujan	RHP	R/R	6-3	210	8/23/94	Mira Loma, CA	Westmont College (CA)	Cameron
36 (1070)	Rich Condeelis	RHP	R/R	6-5	220	10/15/93	Falls, PA	University of Pittsburgh	Weitzel
37 (1100)	Jake Irvin	RHP	R/R	6-4	200	2/18/97	Bloomington, MN	Bloomington Jefferson HS (MN)	M. Wilson
38 (1130)	Alex McKenna	CF	R/R	6-1	195	9/6/97	Canyon Country, CA	Bishop Alemany HS (CA)	Cameron
39 (1160)	Daniel Tillo	LHP	L/L	6-4	210	6/13/96	Sioux City, IA	Sioux City North HS (IA)	M. Wilson
40 (1190)	Max Cordy	RHP	R/R	6-4	225	6/9/93	Sacramento, CA	U of California-Davis	Strankman

**BOLD** indicates signed player

\* The Twins signed 27 players from the 2015 First-Year Player Draft.

## Tyler Jay

Left-handed pitcher Tyler Jay was selected in the first round, sixth overall, in the 2015 First-Year Player Draft by the Twins out of the University of Illinois. Jay made his professional debut with Single-A Ft. Myers, going 0-1, 3.93 ERA (18.1 IP, 8 ER) with one save, eight walks and 22 strikeouts in 19 appearances for the Miracle.







POSTSEASON



# 1965 WORLD SERIES

## TWINS VS. LOS ANGELES DODGERS

DODGERS:	AVG	G	AB	R	H	2B	3B	HR	RBI	BB	SO	SB
Crawford, ph	.500	2	2	0	1	0	0	0	0	0	1	0
Lefebvre, 2b	.400	3	10	2	4	0	0	0	0	0	0	0
Fairly, rf	.379	7	29	7	11	3	0	2	6	0	1	0
Wills, ss	.367	7	30	3	11	3	0	0	3	1	3	3
Osteen, p	.333	3	3	0	1	0	0	0	0	0	0	0
Parker, 1b	.304	7	23	3	7	0	1	1	2	3	3	2
Johnson, lf	.296	7	27	3	8	2	0	2	4	1	3	0
Roseboro, c	.286	7	21	1	6	1	0	0	3	5	3	1
W. Davis, cf	.231	7	26	3	6	0	0	0	0	0	2	3
Gilliam, 3b	.214	7	28	2	6	1	0	0	2	1	0	0
Tracewski, ph-2b	.118	6	17	0	2	0	0	0	0	1	5	0
Koufax, p	.111	3	9	0	1	0	0	0	1	1	5	0
Drysdale, p-ph	.000	3	5	0	0	0	0	0	0	0	4	0
Moon, ph	.000	2	2	0	0	0	0	0	0	0	0	0
Kennedy, 3b-pr	.000	4	1	0	0	0	0	0	0	0	0	0
LeJohn, ph	.000	1	1	0	0	0	0	0	0	0	1	0
Miller, p	.000	2	0	0	0	0	0	0	0	0	0	0
Perranoski, p	.000	2	0	0	0	0	0	0	0	0	0	0
Reed, p	.000	2	0	0	0	0	0	0	0	0	0	0
Brewer, p	.000	1	0	0	0	0	0	0	0	0	0	0
<b>Totals</b>	<b>.274</b>	<b>7</b>	<b>234</b>	<b>24</b>	<b>64</b>	<b>10</b>	<b>1</b>	<b>5</b>	<b>21</b>	<b>13</b>	<b>31</b>	<b>9</b>

Pitchers:	W	L	ERA	G	GS	CG	SHO	SV	IP	H	R	ER	BB	SO
Miller	0	0	0.00	2	0	0	0	0	1.1	0	0	0	0	0
Koufax	2	1	0.38	3	3	2	2	0	24.0	13	2	1	5	29
Osteen	1	1	0.64	2	2	1	1	0	14.0	9	2	1	5	4
Drysdale	1	1	3.86	2	2	1	0	0	11.2	12	9	5	3	15
Brewer	0	0	4.50	1	0	0	0	0	2.0	3	1	1	0	1
Perranoski	0	0	7.36	2	0	0	0	0	3.2	3	3	3	4	1
Reed	0	0	8.10	2	0	0	0	0	3.1	2	3	3	2	4
<b>Totals</b>	<b>4</b>	<b>3</b>	<b>2.10</b>	<b>14</b>	<b>7</b>	<b>4</b>	<b>3</b>	<b>0</b>	<b>60.0</b>	<b>42</b>	<b>20</b>	<b>14</b>	<b>19</b>	<b>54</b>

TWINS:	AVG	G	AB	R	H	2B	3B	HR	RBI	BB	SO	SB
Killebrew, 3b	.286	7	21	2	6	0	0	1	2	6	4	0
Versalles, ss	.286	7	28	3	8	1	1	1	4	2	7	1
Valdespino, lf-ph	.273	5	11	1	3	1	0	0	0	0	1	0
Grant, p	.250	3	8	3	2	1	0	1	3	0	1	0
Nossek, cf-ph	.200	6	20	0	4	0	0	0	0	0	1	0
Quilici, 2b	.200	7	20	2	4	2	0	0	1	4	3	0
Oliva, rf	.192	7	26	2	5	1	0	1	2	1	6	0
Kaat, p	.167	3	6	0	1	0	0	0	2	0	5	0
Hall, cf	.143	2	7	0	1	0	0	0	0	1	5	0
Mincher, 1b	.130	7	23	3	3	0	0	1	1	2	7	0
Allison, lf	.125	5	16	3	2	1	1	0	1	2	9	1
Batley, c	.120	7	25	1	3	0	1	0	2	0	5	0
Rollins, ph	.000	3	2	0	0	0	0	0	0	1	0	0
Zimmerman, c	.000	2	1	0	0	0	0	0	0	0	0	0
Pascual, p	.000	1	1	0	0	0	0	0	0	0	0	0
Klippstein, p	.000	2	0	0	0	0	0	0	0	0	0	0
Merritt, p	.000	2	0	0	0	0	0	0	0	0	0	0
Perry, p	.000	2	0	0	0	0	0	0	0	0	0	0
Worthington, p	.000	2	0	0	0	0	0	0	0	0	0	0
Boswell, p	.000	1	0	0	0	0	0	0	0	0	0	0
Pleis, p	.000	1	0	0	0	0	0	0	0	0	0	0
<b>Totals</b>	<b>.195</b>	<b>7</b>	<b>215</b>	<b>20</b>	<b>42</b>	<b>7</b>	<b>2</b>	<b>6</b>	<b>19</b>	<b>19</b>	<b>54</b>	<b>2</b>

Pitchers:	W	L	ERA	G	GS	CG	SHO	SV	IP	H	R	ER	BB	SO
Worthington	0	0	0.00	2	0	0	0	0	4.0	2	1	0	2	2
Klippstein	0	0	0.00	2	0	0	0	0	2.2	2	0	0	2	3
Merritt	0	0	2.70	2	0	0	0	0	3.1	2	1	1	0	1
Grant	2	1	2.74	3	3	2	0	0	23.0	22	8	7	2	12
Boswell	0	0	3.38	1	0	0	0	0	2.2	3	1	1	2	3
Kaat	1	2	3.77	3	3	1	0	0	14.1	18	7	6	2	6
Perry	0	0	4.50	2	0	0	0	0	4.0	5	2	2	2	4
Pascual	0	1	5.40	1	1	0	0	0	5.0	8	3	3	1	0
Pleis	0	0	9.00	1	0	0	0	0	1.0	2	1	1	0	0
<b>Totals</b>	<b>3</b>	<b>4</b>	<b>3.15</b>	<b>17</b>	<b>7</b>	<b>3</b>	<b>0</b>	<b>0</b>	<b>60.0</b>	<b>64</b>	<b>24</b>	<b>21</b>	<b>13</b>	<b>31</b>



# 1965 WORLD SERIES (CONTINUED)

## GAME 1 Wednesday, October 6 at Minnesota

Los Angeles	0	1	0	0	0	0	0	1	—	2	10	1
Minnesota	0	1	6	0	0	1	0	0	x	8	10	0
WP — Grant. LP — Drysdale.												
Drysdale, Reed (3), Brewer (5), Perranoski (7) and Roseboro.												
Grant and Battey.												
HR — Fairly, Mincher, Versalles. T — 2:29. A — 47,797.												

## GAME 2 Thursday, October 7 at Minnesota

Los Angeles	0	0	0	0	0	0	1	0	0	—	1	7	3
Minnesota	0	0	0	0	2	1	2	x	—	5	9	0	0
WP — Kaat. LP — Koufax.													
Koufax, Perranoski (7), Miller (8) and Roseboro.													
Kaat and Battey.													
T — 2:13. A — 48,700.													

## GAME 3 Saturday, October 9 at Los Angeles

Minnesota	0	0	0	0	0	0	0	0	—	0	5	0	
Los Angeles	0	0	0	2	1	1	0	0	x	—	4	10	1
WP — Osteen. LP — Pascual.													
Pascual, Merritt (6), Klippstein (8) and Battey, Zimmerman (7).													
Osteen and Roseboro.													
T — 2:06. A — 55,934.													

## GAME 4 Sunday, October 10 at Los Angeles

Minnesota	0	0	0	1	0	1	0	0	0	—	2	5	2
Los Angeles	1	1	0	1	0	3	0	1	x	—	7	10	0
WP — Drysdale. LP — Grant.													
Grant, Worthington (6), Pleis (8) and Battey, Zimmerman (7).													
Drysdale and Roseboro.													
HR — Killebrew, Parker, Oliva, Johnson. T — 2:15. A — 55,920.													

## GAME 5 Monday, October 11 at Los Angeles

Minnesota	0	0	0	0	0	0	0	0	—	0	4	1	
Los Angeles	2	0	2	1	0	0	2	0	x	—	7	14	0
WP — Koufax. LP — Kaat.													
Kaat, Boswell (3), Perry (6) and Battey.													
Koufax and Roseboro.													
T—2:34. A—55,801.													

## GAME 6 Wednesday, October 13 at Minnesota

Los Angeles	0	0	0	0	0	1	0	0	—	1	6	1	
Minnesota	0	0	0	2	0	3	0	0	x	—	5	6	1
WP — Grant. LP — Osteen.													
Osteen, Reed (6), Miller (8) and Roseboro.													
Grant and Battey.													
HR — Fairly, Allison, Grant. T — 2:16. A — 49,578.													

## GAME 7 Thursday, October 14 at Minnesota

Los Angeles	0	0	0	2	0	0	0	0	—	2	7	0
Minnesota	0	0	0	0	0	0	0	0	—	0	3	1
WP — Koufax. LP — Kaat.												
Koufax and Roseboro.												
Kaat, Worthington (4), Klippstein (6), Merritt (7), Perry (9) and Battey.												
HR — Johnson. T — 2:27. A — 50,596.												



# 1969 AMERICAN LEAGUE CHAMPIONSHIP SERIES

## TWINS VS. BALTIMORE ORIOLES

ORIOLES:	AVG	G	AB	R	H	2B	3B	HR	RBI	BB	SO	SB		
B. Robinson, 3b	.500	3	14	1	7	1	0	0	0	0	0	0		
Motton, ph	.500	2	2	0	1	0	0	0	1	0	0	0		
Blair, cf	.400	3	15	1	6	2	0	1	6	2	2	0		
Powell, 1b	.385	3	13	2	5	0	0	1	1	2	0	0		
F. Robinson, rf	.333	3	12	1	4	2	0	1	2	3	3	0		
Buford, lf	.286	3	14	3	4	1	0	0	1	3	0	0		
Belanger, ss	.267	3	15	4	4	0	1	1	1	0	0	0		
Hendricks, ph-c	.250	3	8	2	2	2	0	0	3	1	2	0		
Johnson, 2b	.231	3	13	2	3	0	0	0	0	2	1	0		
Palmer, p	.000	1	5	0	0	0	0	0	0	0	3	0		
Etchebarren, c	.000	2	4	0	0	0	0	0	0	0	0	0		
McNally, p	.000	1	4	0	0	0	0	0	0	0	2	0		
Cuellar, p	.000	1	2	0	0	0	0	0	0	0	1	0		
May, ph	.000	1	1	0	0	0	0	0	0	0	0	0		
Salmon, ph	.000	1	1	0	0	0	0	0	0	0	0	0		
R. Hall, p	.000	1	0	0	0	0	0	0	0	0	0	0		
Lopez, p	.000	1	0	0	0	0	0	0	0	0	0	0		
Rettenmund, ph	.000	1	0	0	0	0	0	0	0	0	0	0		
Richert, p	.000	1	0	0	0	0	0	0	0	0	0	0		
Watt, p	.000	1	0	0	0	0	0	0	0	0	0	0		
Totals	.293	3	123	16	36	8	1	4	15	13	14	0		
Pitchers:	W	L	ERA	G	GS	CG	SHO	SV	IP	H	R	ER	BB	SO
McNally	1	0	0.00	1	1	1	1	0	11.0	3	0	0	5	11
Watt	0	0	0.00	1	0	0	0	0	2.0	0	0	0	0	2
Richert	0	0	0.00	1	0	0	0	0	1.0	0	0	0	2	2
R. Hall	1	0	0.00	1	0	0	0	0	0.2	0	0	0	0	1
Lopez	0	0	0.00	1	0	0	0	0	0.1	1	0	0	2	0
Palmer	1	0	2.00	1	1	1	0	0	9.0	10	2	2	2	4
Cuellar	0	0	2.25	1	1	0	0	0	8.0	3	3	2	1	7
Totals	3	0	1.13	7	3	2	1	0	32.0	17	5	4	12	27

# 1969 ALCS (CONTINUED)

TWINS:	AVG	G	AB	R	H	2B	3B	HR	RBI	BB	SO	SB
Nettles, ph	1.000	1	1	0	1	0	0	0	0	0	0	0
Woodson, p	1.000	1	1	0	1	0	0	0	0	0	0	0
Oliva, rf	.385	3	13	3	5	2	0	1	2	1	3	1
Roseboro, c	.200	2	5	0	1	0	0	0	0	0	0	0
Reese, lb	.167	3	12	0	2	0	0	0	2	1	1	0
Uhlender, lf	.167	2	6	0	1	0	0	0	0	0	0	0
Cardenas, ss	.154	3	13	0	2	0	1	0	0	0	7	0
Mitterwald, c	.143	2	7	0	1	0	0	0	0	1	3	0
Killebrew, 3b	.125	3	8	2	1	1	0	0	0	6	2	0
Tovar, cf	.077	3	13	0	1	0	0	0	0	1	2	1
Carew, 2b	.071	3	14	0	1	0	0	0	0	1	4	0
Allison, lf	.000	2	8	0	0	0	0	0	1	0	0	0
Boswell, p	.000	1	4	0	0	0	0	0	0	0	4	0
Perry, p	.000	1	3	0	0	0	0	0	0	0	1	0
Perranoski, p	.000	3	1	0	0	0	0	0	0	0	0	0
Renick, ph	.000	1	1	0	0	0	0	0	0	0	0	0
Chance, p	.....	1	0	0	0	0	0	0	0	0	0	0
Grzenda, p	.....	1	0	0	0	0	0	0	0	0	0	0
T. Hall, p	.....	1	0	0	0	0	0	0	0	0	0	0
Manuel, ph	.....	1	0	0	0	0	0	0	0	1	0	0
Miller, p	.....	1	0	0	0	0	0	0	0	0	0	0
Worthington, p	.....	1	0	0	0	0	0	0	0	0	0	0
<b>Totals</b>	<b>.155</b>	<b>3</b>	<b>110</b>	<b>5</b>	<b>17</b>	<b>3</b>	<b>1</b>	<b>1</b>	<b>5</b>	<b>12</b>	<b>27</b>	<b>2</b>

Pitchers:	W	L	ERA	G	GS	CG	SHO	SV	IP	H	R	ER	BB	SO
Grzenda	0	0	0.00	1	0	0	0	0	0.2	0	0	0	0	0
T. Hall	0	0	0.00	1	0	0	0	0	0.2	0	0	0	0	0
Boswell	0	1	0.84	1	1	0	0	0	10.2	7	1	1	7	4
Perry	0	0	3.38	1	1	0	0	0	8.0	6	3	3	3	3
Miller	0	1	5.40	1	1	0	0	0	1.2	5	3	1	0	0
Perranoski	0	1	5.79	3	0	0	0	0	4.2	8	3	3	0	2
Worthington	0	0	6.75	1	0	0	0	0	1.1	3	1	1	0	1
Woodson	0	0	10.80	1	0	0	0	0	1.2	3	2	2	3	2
Chance	0	0	13.50	1	0	0	0	0	2.0	4	3	3	0	2
<b>Totals</b>	<b>0</b>	<b>3</b>	<b>4.02</b>	<b>11</b>	<b>3</b>	<b>0</b>	<b>0</b>	<b>0</b>	<b>31.1</b>	<b>36</b>	<b>16</b>	<b>14</b>	<b>13</b>	<b>14</b>

## GAME 1 Saturday, October 4 at Baltimore

Minnesota	0	0	0	0	1	0	2	0	0	0	0	0	—	3	4	2
Baltimore	0	0	0	1	1	0	0	0	1	0	0	1	—	4	10	1
WP —Hall. LP —Perranoski.																
Perry, Perranoski (9) and Mitterwald, Roseboro (12).																
Cuellar, Richert (9), Watt (10), Lopez (12), R. Hall (12) and Hendricks, Etchebarren (10).																
HR —F. Robinson, Belanger, Oliva, Powell.																
T —3:29. A —39,324.																

## GAME 3 Monday, October 6 at Minnesota

Baltimore	0	3	0	2	0	1	0	2	3	—	11	18	0
Minnesota	1	0	0	0	1	0	0	0	0	—	2	10	2
WP —Palmer. LP —Miller.													
Palmer and Hendricks.													
Miller, Woodson (2), T. Hall (4), Worthington (5), Grzenda (6), Chance (7), Perranoski (9) and Roseboro.													
HR —Blair. T —2:48. A —32,735.													

## GAME 2 Sunday, October 5 at Baltimore

Minnesota	0	0	0	0	0	0	0	0	0	0	—	0	3	1
Baltimore	0	0	0	0	0	0	0	0	0	1	—	1	8	0
WP —McNally. LP —Boswell.														
Boswell, Perranoski (11) and Mitterwald.														
McNally and Etchebarren, Hendricks (10).														
T—3:17. A—41,704.														

## TWINS TITLE CLINCHING DATES

Year	Game	Date	Details
1965	157	September 26	Twins defeated Washington 2-1 at Washington
1969	153	September 22	Twins defeated Kansas City 4-3 at Kansas City
1970	154	September 22	Twins defeated Oakland 5-3 at Oakland
1987	157	September 28	Twins defeated Texas 5-3 at Texas
1991	155	September 29	Twins lost 2-1 at Toronto while Chicago lost 2-1 to Seattle
2002	150	September 15	Twins won 5-0 at Cleveland while Chicago lost 8-4 to New York
2003	157	September 23	Twins won 4-1 vs. Cleveland while Chicago and Kansas City lost
2004	150	September 20	Twins defeated Chicago 8-2 at Chicago
2006	162	October 1	Twins won 5-1 vs. Chicago while Detroit lost 10-8 to Kansas City
2009	163	October 6	Twins defeated Detroit 6-5 in 12 innings in Central Division Tiebreaker game
2010	151	September 21	Twins defeat Cleveland 6-4, 91st win of season, Gardenhire's 800th career win



# 1970 AMERICAN LEAGUE CHAMPIONSHIP SERIES

TWINS VS. BALTIMORE ORIOLES

ORIOLES:	AVG	G	AB	R	H	2B	3B	HR	RBI	BB	SO	SB
B. Robinson, 3b	.583	3	12	3	7	2	0	0	1	0	1	0
Cuellar, p	.500	1	2	1	1	0	0	1	4	0	1	0
R. Hall, p	.500	1	2	1	1	0	0	0	0	0	1	0
Powell, 1b	.429	3	14	2	6	2	0	1	6	0	3	0
Buford, lf	.429	2	7	2	3	1	0	1	3	2	0	0
Hendricks, c	.400	1	5	2	2	0	0	0	0	0	1	0
McNally, p	.400	1	5	1	2	1	0	0	1	0	1	0
Johnson, 2b	.364	3	11	4	4	0	0	2	4	1	1	0
Belanger, ss	.333	3	12	5	4	0	0	0	1	1	0	0
Rettenmund, lf	.333	1	3	1	1	0	0	0	1	2	1	1
Palmer, p	.250	1	4	1	1	1	0	0	1	0	0	0
F. Robinson, rf	.200	3	10	3	2	0	0	1	2	5	2	0
Etchebarren, c	.111	2	9	1	1	0	0	0	0	0	3	0
Blair, cf	.077	3	13	0	1	0	0	0	0	1	4	0
<b>Totals</b>	<b>.330</b>	<b>3</b>	<b>109</b>	<b>27</b>	<b>36</b>	<b>7</b>	<b>0</b>	<b>6</b>	<b>24</b>	<b>12</b>	<b>19</b>	<b>1</b>

Pitchers:	W	L	ERA	G	GS	CG	SHO	SV	IP	H	R	ER	BB	SO
R. Hall	1	0	0.00	1	0	0	0	4.2	1	0	0	0	0	3
Palmer	1	0	1.00	1	1	1	0	0	9.0	7	1	1	3	12
McNally	1	0	3.00	1	1	1	0	0	9.0	6	3	3	5	5
Cuellar	0	0	12.46	1	1	0	0	0	4.1	10	6	6	1	2
<b>Totals</b>	<b>3</b>	<b>0</b>	<b>3.33</b>	<b>4</b>	<b>3</b>	<b>2</b>	<b>0</b>	<b>0</b>	<b>27.0</b>	<b>24</b>	<b>10</b>	<b>10</b>	<b>9</b>	<b>22</b>

TWINS:	AVG	G	AB	R	H	2B	3B	HR	RBI	BB	SO	SB
Oliva, rf	.500	3	12	2	6	2	0	1	1	0	1	0
Mitterwald, c	.500	2	8	2	4	1	0	0	2	0	2	0
Tovar, cf-2b-lf	.385	3	13	2	5	0	1	0	1	0	0	0
Killebrew, 3b-1b	.273	3	11	2	3	0	0	2	4	2	4	0
Ratliff, c	.250	1	4	0	1	0	0	0	0	0	1	0
Renick, 3b-ph	.200	2	5	0	1	0	0	0	0	0	1	0
Cardenas, ss	.182	3	11	1	2	0	0	0	1	1	1	0
Reese, 1b	.143	2	7	0	1	0	0	0	0	1	1	0
Thompson, 2b	.125	3	8	0	1	1	0	0	0	1	0	0
Alyea, lf-ph	.000	3	7	1	0	0	0	0	0	2	3	0
Holt, ph-cf-pr	.000	3	5	0	0	0	0	0	0	0	2	0
Allison, ph	.000	3	2	0	0	0	0	0	0	1	1	0
Quilici, 2b-ph	.000	3	2	0	0	0	0	0	0	0	1	0
Carew, ph	.000	2	2	0	0	0	0	0	0	0	1	0
T. Hall, p	.000	2	1	0	0	0	0	0	0	0	1	0
Perry, p	.000	2	1	0	0	0	0	0	1	0	0	0
Kaat, p	.000	1	1	0	0	0	0	0	0	0	1	0
Manuel, ph	.000	1	1	0	0	0	0	0	0	0	1	0
Perranoski, p	.000	2	0	0	0	0	0	0	0	0	0	0
Tiant, p-pr	.000	2	0	0	0	0	0	0	0	0	0	0
Williams, p	.000	2	0	0	0	0	0	0	0	1	0	0
Zepp, p	.000	2	0	0	0	0	0	0	0	0	0	0
Blyleven, p	.000	1	0	0	0	0	0	0	0	0	0	0
Woodson, p	.000	1	0	0	0	0	0	0	0	0	0	0
<b>Totals</b>	<b>.238</b>	<b>3</b>	<b>101</b>	<b>10</b>	<b>24</b>	<b>4</b>	<b>1</b>	<b>3</b>	<b>10</b>	<b>9</b>	<b>22</b>	<b>0</b>

Pitchers:	W	L	ERA	G	GS	CH	SHO	SV	IP	H	R	ER	BB	SO
Williams	0	0	0.00	2	0	0	0	0	6.0	2	0	0	1	2
Blyleven	0	0	0.00	1	0	0	0	0	2.0	2	1	0	0	2
T. Hall	0	1	6.75	2	1	0	0	0	5.1	6	4	4	4	6
Zepp	0	0	6.75	2	0	0	0	0	1.1	2	1	1	2	2
Kaat	0	1	9.00	1	1	0	0	0	2.0	6	4	2	2	1
Woodson	0	0	9.00	1	0	0	0	0	1.0	2	1	1	1	0
Perry	0	1	13.50	2	1	0	0	0	5.1	10	9	8	1	3
Tiant	0	0	13.50	1	0	0	0	0	0.2	1	2	1	0	0
Perranoski	0	0	19.29	2	0	0	0	0	2.1	5	5	5	1	3
<b>Totals</b>	<b>0</b>	<b>3</b>	<b>7.62</b>	<b>14</b>	<b>3</b>	<b>0</b>	<b>0</b>	<b>0</b>	<b>26.0</b>	<b>36</b>	<b>27</b>	<b>22</b>	<b>12</b>	<b>19</b>

**DID YOU Know?**

...that the 1987 World Series was the first in which games were played indoors.

# 1970 ALCS [CONTINUED]

## GAME 1 Saturday, October 3 at Minnesota

Baltimore	0	2	0	7	0	1	0	0	0	—	10	13	0
Minnesota	1	1	0	1	3	0	0	0	0	—	6	11	2
WP — Hall. LP — Perry.													
Cuellar, R. Hall (5) and Hendricks.													
Perry, Zepp (4), Woodson (5), Williams (6), Perranoski (9) and Mitterwald.													
HR — Cuellar, Buford, Powell, Killebrew. T — 2:36. A — 26, 847.													

## GAME 2 Sunday, October 4 at Minnesota

Baltimore	1	0	2	1	0	0	0	0	7	—	11	13	0
Minnesota	0	0	0	3	0	0	0	0	0	—	3	6	2
WP — McNally. LP — Hall.													
McNally and Etchebarren.													
T. Hall, Zepp (4), Williams (5), Perranoski (8), Tiant (9) and Mitterwald.													
HR — F. Robinson, Killebrew, Oliva, Johnson. T — 2:59. A — 27,490.													

## GAME 3 Monday, October 5 at Baltimore

Minnesota	0	0	0	0	1	0	0	0	0	—	1	7	2
Baltimore	1	1	3	0	0	0	1	0	x	—	6	10	0
WP — Palmer. LP — Kaat.													
Kaat, Blyleven (3), T. Hall (5), Perry (7) and Ratliff.													
Palmer and Etchebarren.													
HR — Johnson. T — 2:20. A — 27,608.													



## 1987 AMERICAN LEAGUE CHAMPIONSHIP SERIES

TWINS VS. DETROIT TIGERS

TIGERS:	AVG	G	AB	R	H	2B	3B	HR	RBI	BB	SO	SB
Grubb, ph-dh	.571	4	7	0	4	0	0	0	0	0	1	0
Morrison, dh-3b	.400	2	5	1	2	0	0	0	0	0	1	0
Herdon, rf-ph-dh	.333	3	9	1	3	1	0	0	2	1	1	1
Sheridan, rf-pr	.300	5	10	2	3	1	0	1	2	0	2	0
Evans, 1b-3b	.294	5	17	0	5	0	0	0	0	4	2	0
Gibson, lf	.286	5	21	4	6	1	0	1	4	3	8	3
Heath, c	.286	3	7	1	2	0	0	1	2	0	0	0
Lemon, cf	.278	5	18	4	5	0	0	2	4	1	4	0
Bergman, ph-dh-1b	.250	4	4	0	1	0	0	0	2	0	1	0
Trammell, ss	.200	5	20	3	4	1	0	0	2	1	2	0
Whitaker, 2b	.176	5	17	4	3	0	0	1	1	7	3	1
Nokes, ph-dh-c	.143	5	14	2	2	0	0	1	2	1	4	0
Brookens, 3b	.000	5	13	0	0	0	0	0	0	0	3	0
Madlock, dh	.000	1	5	0	0	0	0	0	0	0	3	0
<b>Totals</b>	<b>.240</b>	<b>5</b>	<b>167</b>	<b>23</b>	<b>40</b>	<b>4</b>	<b>0</b>	<b>7</b>	<b>21</b>	<b>18</b>	<b>35</b>	<b>5</b>

Pitchers:	W	L	ERA	G	GS	CG	SHO	SV	IP	H	R	ER	BB	SO
Petry	0	0	0.00	1	0	0	0	0	3.1	1	1	0	0	1
Hernandez	0	0	0.00	1	0	0	0	0	0.1	2	0	0	0	0
Robinson	0	0	0.00	1	0	0	0	0	0.1	1	0	0	0	0
Thurmond	0	0	0.00	1	0	0	0	0	0.1	0	0	0	0	0
King	0	0	1.69	2	0	0	0	0	5.1	3	1	1	2	4
Tanana	0	1	5.06	1	1	0	0	0	5.1	6	4	3	4	1
Morris	0	1	6.75	1	1	1	0	0	8.0	6	6	6	3	7
Terrell	0	0	9.00	1	1	0	0	0	6.0	7	6	6	4	4
Alexander	0	2	10.00	2	2	0	0	0	9.0	14	10	10	1	5
Henneman	1	0	10.80	1	0	0	0	0	5.0	6	6	6	6	3
<b>Totals</b>	<b>1</b>	<b>4</b>	<b>6.70</b>	<b>12</b>	<b>5</b>	<b>1</b>	<b>0</b>	<b>0</b>	<b>43.0</b>	<b>46</b>	<b>34</b>	<b>32</b>	<b>20</b>	<b>25</b>

TWINS:	AVG	G	AB	R	H	2B	3B	HR	RBI	BB	SO	SB
Larkin, ph	1.000	1	1	0	1	1	0	0	1	0	0	0
Butera, c	.667	1	3	0	2	0	0	0	0	0	0	0
Brunansky, rf	.412	5	17	5	7	4	0	2	9	4	3	0
Baylor, ph-dh	.400	2	5	0	2	0	0	0	1	0	0	0
Gladden, lf	.350	5	20	5	7	2	0	0	5	2	1	0
Gaetti, 3b	.300	5	20	5	6	1	0	2	5	1	3	0
Gagne, ss	.278	5	18	5	5	3	0	2	3	3	4	0
Lombardozzi, 2b-pr	.267	5	15	2	4	0	0	0	1	2	2	0
Bush, dh	.250	4	12	4	3	0	1	0	2	3	2	3
Puckett, cf	.208	5	24	3	5	1	0	1	3	0	5	1
Hrbek, 1b	.150	5	20	4	3	0	0	1	1	3	0	0
Laudner, c	.071	5	14	1	1	1	0	0	2	2	5	0
Newman, 2b	.000	1	2	0	0	0	0	0	0	0	0	0
Davidson, pr	.000	1	0	0	0	0	0	0	0	0	0	0
<b>Totals</b>	<b>.269</b>	<b>5</b>	<b>171</b>	<b>34</b>	<b>46</b>	<b>13</b>	<b>0</b>	<b>8</b>	<b>33</b>	<b>20</b>	<b>25</b>	<b>4</b>

Pitchers:	W	L	ERA	G	GS	CG	SHO	SV	IP	H	R	ER	BB	SO
Schatzeder	0	0	0.00	2	0	0	0	0	4.1	2	0	0	0	5
Atterton	0	0	0.00	1	0	0	0	0	0.1	1	0	0	0	0
Berenguer	0	0	1.50	4	0	0	0	1	6.0	1	1	1	3	6
Blyleven	2	0	4.05	2	2	0	0	0	13.1	12	6	6	3	9
Reardon	1	1	5.06	4	0	0	0	2	5.1	7	3	3	3	5
Viola	1	0	5.25	2	2	0	0	0	12.0	14	8	7	5	9
Straker	0	0	16.88	1	1	0	0	0	2.2	3	5	5	4	1
<b>Totals</b>	<b>4</b>	<b>1</b>	<b>4.50</b>	<b>16</b>	<b>5</b>	<b>0</b>	<b>0</b>	<b>3</b>	<b>44.0</b>	<b>40</b>	<b>23</b>	<b>22</b>	<b>18</b>	<b>35</b>

# 1987 ALCS (CONTINUED)

## GAME 1 Wednesday, October 7 at Minnesota

Detroit	0	0	1	0	0	1	1	2	0	—	5	10	0
Minnesota	0	1	0	0	3	0	0	4	x	—	8	10	0

WP — Reardon. LP — Alexander.  
Alexander, Henneman (8), Hernandez (8), King (8) and Heath.  
Viola, Reardon (8) and Laudner.  
HR — Gaetti 2, Heath, Gibson. T — 2:46. A — 53,269.

## GAME 2 Thursday, October 8 at Minnesota

Detroit	0	2	0	0	0	0	0	1	0	—	3	7	1
Minnesota	0	3	0	2	1	0	0	0	x	—	6	6	0

WP — Blyleven. LP — Morris. Save — Berenguer.  
Morris and Heath, Nokes (8).  
Blyleven, Berenguer (8) and Laudner.  
HR — Lemon, Hrbek, Whitaker. T — 2:54. A — 55,245.

## GAME 3 Saturday, October 10 at Detroit

Minnesota	0	0	0	2	0	2	2	0	0	—	6	8	1
Detroit	0	0	5	0	0	0	0	2	x	—	7	7	0

WP — Henneman. LP — Reardon.  
Straker, Schatzeder (3), Berenguer (7), Reardon (8) and Butera, Laudner (7).  
Terrell, Henneman (7) and Nokes.  
HR — Gagne, Brunansky, Sheridan. T — 3:29. A — 49,730.

## GAME 4 Sunday, October 11 at Detroit

Minnesota	0	0	1	1	1	1	0	1	0	—	5	7	1
Detroit	1	0	0	0	1	1	0	0	0	—	3	7	3

WP — Viola. LP — Tanana. Save — Reardon.  
Viola, Atherton (6), Berenguer (6), Reardon (9) and Laudner.  
Tanana, Petry (6), Thurmond (9) and Heath.  
HR — Puckett, Gagne. T — 3:24. A — 51,939.

## GAME 5 Monday, October 12 at Detroit

Minnesota	0	4	0	0	0	0	1	1	3	—	9	15	1
Detroit	0	0	0	3	0	0	0	1	1	—	5	9	1

WP — Blyleven. LP — Alexander. Save — Reardon.  
Blyleven, Schatzeder (7), Berenguer (8), Reardon (8) and Laudner.  
Alexander, King (2), Henneman (7), Robinson (9) and Nokes.  
HR — Nokes, Lemon, Brunansky. T — 3:14. A — 47,448.



# 1987 WORLD SERIES

## TWINS VS. ST. LOUIS CARDINALS

CARDINALS:	AVG	G	AB	R	H	2B	3B	HR	RBI	BB	SO	SB
Pendleton, dh-ph	.429	3	7	2	3	0	0	0	1	1	1	2
Pena, c-dh	.409	7	22	2	9	1	0	0	4	3	2	1
McGee, cf	.370	7	27	2	10	2	0	0	4	0	9	0
Lindeman, 1b-ph-rf	.333	6	15	3	5	1	0	0	2	0	3	0
Lake, c	.333	3	3	0	1	0	0	0	1	0	0	0
Ford, rf-ph	.308	5	13	1	4	0	0	0	2	1	1	0
Herr, 2b	.250	7	28	2	7	0	0	1	1	2	2	0
Quendo, rf-3b	.250	7	24	2	6	0	0	0	2	1	4	0
Pagnozzi, dh-ph	.250	2	4	0	1	0	0	0	0	0	0	0
Driessen, 1b	.231	4	13	3	3	2	0	0	1	1	1	0
Smith, ss	.214	7	28	3	6	0	0	0	2	2	3	2
Coleman, lf	.143	7	28	5	4	2	0	0	2	2	10	6
Lawless, 3b	.100	3	10	1	1	0	0	1	3	0	4	0
Cox, p	.000	3	2	0	0	0	0	0	0	0	1	0
Forsch, p	.000	3	2	0	0	0	0	0	0	0	0	0
Tudor, p	.000	2	2	0	0	0	0	0	0	0	2	0
Morris, rf	.000	1	2	0	0	0	0	0	0	0	0	0
Dayley, p	.000	4	1	0	0	0	0	0	0	0	1	0
Mathews, p	.000	1	1	0	0	0	0	0	0	0	0	0
Worrell, p	.000	4	0	0	0	0	0	0	0	0	0	0
Horton, p	.000	2	0	0	0	0	0	0	0	0	0	0
Magrane, p	.000	2	0	0	0	0	0	0	0	0	0	0
Tunnell, p	.000	2	0	0	0	0	0	0	0	0	0	0
Johnson, pr	.000	1	0	0	0	0	0	0	0	0	0	1
Totals	.259	7	232	26	60	8	0	2	25	13	44	12

### Pitchers:

	W	L	ERA	G	GS	CG	SHO	SV	IP	H	R	ER	BB	SO
Worrell	0	0	1.29	4	0	0	0	2	7.0	6	1	1	4	3
Dayley	0	0	1.93	4	0	0	0	1	4.2	2	1	1	0	3
Tunnell	0	0	2.08	2	0	0	0	0	4.1	4	2	1	2	1
Mathews	0	0	2.45	1	1	0	0	0	3.2	2	1	1	2	3
Tudor	1	1	5.73	2	2	0	0	0	11.0	15	7	7	3	8
Horton	0	0	6.00	2	0	0	0	0	3.0	5	2	2	0	1
Cox	1	2	7.71	3	2	0	0	0	11.2	13	10	10	8	9
Magrane	0	1	8.59	2	2	0	0	0	7.1	9	7	7	5	5
Forsch	1	0	9.95	3	0	0	0	0	6.1	8	7	7	5	3
Totals	3	4	5.64	23	7	0	0	3	59.0	64	38	37	29	36

# 1987 WORLD SERIES [CONTINUED]

TWINS:	AVG	G	AB	R	H	2B	3B	HR	RBI	BB	SO	SB		
Smalley, ph	.500	4	2	0	1	1	0	0	0	2	0	0		
Lombardozzi, 2b	.412	6	17	3	7	1	0	1	4	2	2	0		
Baylor, dh-ph	.385	5	13	3	5	0	0	1	3	1	1	0		
Puckett, cf	.357	7	28	5	10	1	1	0	3	2	1	1		
Laudner, c	.318	7	22	4	7	1	0	1	4	5	4	0		
Gladden, lf	.290	7	31	3	9	2	1	1	7	3	4	2		
Gaetti, 3b	.259	7	27	4	7	2	1	1	4	2	5	2		
Hrbek, 1b	.208	7	24	4	5	0	0	1	6	5	3	0		
Gagne, ss	.200	7	30	5	6	1	0	1	3	1	6	0		
Brunansky, rf	.200	7	25	5	5	0	0	0	2	4	4	1		
Newman, pr-2b-ph	.200	4	5	0	1	0	0	0	0	1	1	0		
Bush, dh-ph	.167	4	6	1	1	1	0	0	2	0	1	0		
Larkin, 1b-ph	.000	5	3	1	0	0	0	0	0	1	0	0		
Straker, p	.000	2	2	0	0	0	0	0	0	0	2	0		
Viola, p	.000	3	1	0	0	0	0	0	0	0	1	0		
Bylieven, p	.000	2	1	0	0	0	0	0	0	0	1	0		
Davidson, rf-ph	.000	2	1	0	0	0	0	0	0	0	0	0		
Reardon, p	.000	4	0	0	0	0	0	0	0	0	0	0		
Berenguer, p	.000	3	0	0	0	0	0	0	0	0	0	0		
Schatzeder, p	.000	3	0	0	0	0	0	0	0	0	0	0		
Atherton, p	.000	2	0	0	0	0	0	0	0	0	0	0		
Butera, c	.000	1	0	0	0	0	0	0	0	0	0	0		
Frazier, p	.000	1	0	0	0	0	0	0	0	0	0	0		
Niekro, p	.000	1	0	0	0	0	0	0	0	0	0	0		
Totals	.269	7	238	38	64	10	3	7	38	29	36	6		
Pitchers:	W	L	ERA	G	GS	CG	SHO	SV	IP	H	R	ER	BB	SO
Reardon	0	0	0.00	4	0	0	0	1	4.2	5	0	0	0	3
Frazier	0	0	0.00	1	0	0	0	0	2.0	1	0	0	0	2
Niekro	0	0	0.00	1	0	0	0	0	2.0	1	0	0	1	1
Bylieven	1	1	2.77	2	2	0	0	0	13.0	13	5	4	2	12
Viola	2	1	3.72	3	3	0	0	0	19.1	17	8	8	3	16
Straker	0	0	4.00	2	2	0	0	0	9.0	9	4	4	3	6
Schatzeder	1	0	6.23	3	0	0	0	0	4.1	4	3	3	3	3
Atherton	0	0	6.75	2	0	0	0	0	1.1	0	1	1	1	0
Berenguer	0	1	10.38	3	0	0	0	0	4.1	10	5	5	0	1
Totals	4	3	3.75	21	7	0	0	1	60.0	60	26	25	13	44

## GAME 1 Saturday, October 17 at Minnesota

St. Louis	0	1	0	0	0	0	0	0	—	1	5	1
Minnesota	0	0	0	7	2	0	1	0	x	10	11	0
WP — Viola. LP — Magrane.												
Magrane, Forsch (4), Horton (7) and Pena, Lake (8).												
Viola, Atherton (9) and Laudner.												
HR — Gladden, Lombardozzi. T — 2:39. A — 55,171.												

## GAME 2 Sunday, October 18 at Minnesota

St. Louis	0	0	0	0	1	0	1	2	0	—	4	9	0
Minnesota	0	1	0	6	0	1	0	0	x	—	8	10	0
WP — Bylleven. LP — Cox.													
Cox, Tunnell (4), Dayley (7), Worrell (8) and Pena.													
Bylleven, Berenguer (8), Reardon (9) and Laudner.													
HR — Gaetti, Laudner. T — 2:42. A — 55,257.													

## GAME 3 Tuesday, October 20 at St. Louis

Minnesota	0	0	0	0	0	1	0	0	0	—	1	5	1
St. Louis	0	0	0	0	0	0	3	0	x	—	3	9	1
WP — Tudor. LP — Berenguer. Save — Worrell.													
Straker, Berenguer (7), Schatzeder (7) and Laudner.													
Tudor, Worrell (8) and Pena.													
T — 2:45. A — 55,347.													

## GAME 4 Wednesday, October 21 at St. Louis

Minnesota	0	0	1	0	1	0	0	0	0	—	2	7	1
St. Louis	0	0	1	6	0	0	0	0	x	—	7	10	1
WP — Forsch. LP — Viola. Save — Dayley.													
Viola, Schatzeder (4), Niekro (5), Frazier (7) and Laudner, Butera (8).													
Mathews, Forsch (4), Dayley (7) and Pena.													
HR — Gagne, Lawless. T — 3:11. A — 55,347.													

## GAME 5 Thursday, October 22 at St. Louis

Minnesota	0	0	0	0	0	0	0	2	0	—	2	6	1
St. Louis	0	0	0	0	0	3	1	0	x	—	4	10	1
WP — Cox. LP — Bylleven. Save — Worrell.													
Bylleven, Atherton (7), Reardon (7) and Laudner.													
Cox, Dayley (8), Worrell (8) and Pena, Lake (9).													
T — 3:21. A — 55,347.													

## GAME 6 Saturday, October 24 at Minnesota

St. Louis	1	1	0	2	1	0	0	0	0	—	5	11	2
Minnesota	2	0	0	0	4	4	0	1	x	—	11	15	0
WP — Schatzeder. LP — Tudor.													
Tudor, Horton (5), Forsch (6), Dayley (6), Tunnell (7) and Pena.													
Straker, Schatzeder (4), Berenguer (6), Reardon (9) and Laudner.													
HR — Herr, Baylor, Hrbek. T — 3:22. A — 55,293.													

## GAME 7 Sunday, October 25 at Minnesota

St. Louis	0	2	0	0	0	0	0	0	0	—	2	6	1
Minnesota	0	1	0	0	1	1	0	1	x	—	4	10	0
WP — Viola. LP — Cox. Save — Reardon.													
Magrane, Cox (5), Worrell (6) and Lake.													
Viola, Reardon (9) and Laudner.													
T — 3:04. A — 55,376.													

## DID YOU Know?

...that in 1991, the Twins became the first team in major league history to go from last place the previous season, to World Champions the next.





# 1991 AMERICAN LEAGUE CHAMPIONSHIP SERIES

TWINS VS. TORONTO BLUE JAYS

BLUE JAYS:	AVG	G	AB	R	H	2B	3B	HR	RBI	BB	SO	SB
Alomar, 2b	.474	5	19	3	9	0	0	0	4	2	3	2
White, cf	.364	5	22	5	8	1	0	0	0	2	3	3
Gruber, 3b	.286	5	21	1	6	1	0	0	4	0	4	1
Borders, c	.263	5	19	0	5	1	0	0	2	0	0	0
Carter, rf-dh	.263	5	19	3	5	2	0	1	4	1	5	0
Wilson, pr-1f	.250	3	8	1	2	0	0	0	0	1	3	1
Olerud, 1b	.158	5	19	1	3	0	0	0	3	3	1	0
Lee, ss	.125	5	16	3	2	0	0	0	0	1	5	0
Mulliniks, dh-ph	.125	5	8	1	1	0	0	0	0	3	0	0
Maldonado, lf-rf	.100	5	20	1	2	1	0	0	1	1	6	0
Ducey, pr-rf	.000	1	1	0	0	0	0	0	0	0	0	0
Tabler, ph-dh	.000	2	1	0	0	0	0	0	0	1	0	0
Gonzales, pr-ss	...	2	0	0	0	0	0	0	0	0	0	0
<b>Totals</b>	<b>.249</b>	<b>5</b>	<b>173</b>	<b>19</b>	<b>43</b>	<b>6</b>	<b>0</b>	<b>1</b>	<b>18</b>	<b>15</b>	<b>30</b>	<b>7</b>

Pitchers:	W	L	ERA	G	GS	CG	SHO	SV	IP	H	R	ER	BB	SO
Henke	0	0	0.00	1	0	0	0	0	2.2	0	0	0	0	1
Acker	0	0	0.00	1	0	0	0	0	0.2	1	0	0	0	1
Wells	0	0	2.35	4	0	0	0	0	7.2	6	2	2	2	9
Key	0	0	3.00	1	1	0	0	0	6.0	5	2	2	1	1
Guzman	1	0	3.18	1	1	0	0	0	5.2	4	2	2	4	2
Timlin	0	1	3.18	4	0	0	0	0	5.2	5	4	2	2	5
Ward	0	1	6.23	2	0	0	0	1	4.1	4	3	3	1	6
Candiotti	0	1	8.22	2	2	0	0	0	7.2	17	9	7	2	5
MacDonald	0	0	9.00	1	0	0	0	0	1.0	1	1	1	1	0
Stottlemire	0	1	9.82	1	1	0	0	0	3.2	7	4	4	1	3
<b>Totals</b>	<b>1</b>	<b>4</b>	<b>4.60</b>	<b>5</b>	<b>5</b>	<b>0</b>	<b>0</b>	<b>1</b>	<b>45.0</b>	<b>50</b>	<b>27</b>	<b>23</b>	<b>15</b>	<b>37</b>

TWINS:	AVG	G	AB	R	H	2B	3B	HR	RBI	BB	SO	SB
Puckett, cf	.429	5	21	4	9	1	0	2	6	1	4	0
Knoblauch, 2b	.350	5	20	5	7	2	0	0	3	3	3	2
Mack, rf	.333	5	18	4	6	1	1	0	3	2	4	2
Pagliarulo, 3b-ph	.333	5	15	4	5	1	0	1	3	0	2	0
Davis, dh	.294	5	17	3	5	2	0	0	2	5	8	1
Harper, c	.278	5	18	1	5	2	0	0	1	0	2	0
Gladden, lf	.261	5	23	1	6	0	0	0	3	1	3	3
Gagne, ss	.235	5	17	1	4	0	0	0	1	1	5	0
Hrbek, 1b	.143	5	21	0	3	0	0	0	3	1	3	0
Leius, 3b	.000	3	4	0	0	0	0	0	0	1	1	0
Larkin, ph	.000	3	3	0	0	0	0	0	0	0	1	0
Ortiz, c	.000	3	3	0	0	0	0	0	0	0	0	0
Sorrento, ph	.000	1	1	0	0	0	0	0	0	0	1	0
Newman, 3b-ss	...	2	0	0	0	0	0	0	0	0	0	0
Brown, pr	...	1	0	1	0	0	0	0	0	0	0	0
<b>Totals</b>	<b>.276</b>	<b>5</b>	<b>181</b>	<b>27</b>	<b>50</b>	<b>9</b>	<b>1</b>	<b>3</b>	<b>25</b>	<b>15</b>	<b>37</b>	<b>8</b>

Pitchers:	W	L	ERA	G	GS	CG	SHO	SV	IP	H	R	ER	BB	SO
West	1	0	0.00	2	0	0	0	0	5.2	1	0	0	4	4
Willis	0	0	0.00	3	0	0	0	0	5.1	2	0	0	0	3
Aguilera	0	0	0.00	3	0	0	0	3	3.1	1	0	0	0	3
Guthrie	1	0	0.00	2	0	0	0	0	2.2	0	0	0	0	0
Bedrosian	0	0	0.00	2	0	0	0	0	1.1	3	2	0	2	2
Morris	2	0	4.05	2	2	0	0	0	13.1	17	6	6	1	7
Erickson	0	0	4.50	1	1	0	0	0	4.0	3	2	2	5	2
Tapani	0	1	7.84	2	2	0	0	0	10.1	16	9	9	3	9
<b>Totals</b>	<b>4</b>	<b>1</b>	<b>3.33</b>	<b>5</b>	<b>5</b>	<b>0</b>	<b>0</b>	<b>3</b>	<b>46.0</b>	<b>43</b>	<b>19</b>	<b>17</b>	<b>15</b>	<b>30</b>

## DID YOU Know?

...that when Rick Aguilera pinch-hit for Mark Guthrie in Game 3 of the 1991 World Series, he became the first pitcher to be used in that role since Don Drysdale did so for the Dodgers in Game 2 of the 1965 Series vs. Minnesota.

# 1991 ALCS (CONTINUED)

## GAME 1 Tuesday, October 8 at Minnesota

Toronto	0	0	0	1	0	3	0	0	0	—	4	9	2
Minnesota	2	2	1	0	0	0	0	0	x	—	5	11	0

WP —Morris. LP —Candiotti. Save —Aguilera.  
Candiotti, Wells (3), Timlin (6) and Borders.  
Morris, Willis (6), Aguilera (8) and Harper, Ortiz (8).  
T — 3:17. A — 54,766.

## GAME 2 Wednesday, October 9 at Minnesota

Toronto	1	0	2	0	0	0	2	0	0	—	5	9	0
Minnesota	0	0	1	0	0	1	0	0	0	—	2	5	1

WP —Guzman. LP —Tapani. Save —Ward.  
Guzman, Henke (6), Ward (8) and Borders.  
Tapani, Bedrosian (7), Guthrie (7) and Harper.  
T — 3:02. A — 54,816.

## GAME 3 Friday, October 11 at Toronto

Minnesota	0	0	0	0	1	1	0	0	0	1	—	3	7	0
Toronto	2	0	0	0	0	0	0	0	0	0	—	2	5	1

WP —Guthrie. LP —Timlin. Save —Aguilera.  
Erickson, West (5), Willis (7), Guthrie (9), Aguilera (10) and Ortiz, Harper (10).  
Key, Wells (7), Henke (8), Timlin (10) and Borders.  
HR — Carter, Pagliarulo. T — 3:36. A — 51,454.

## GAME 4 Saturday, October 12 at Toronto

Minnesota	0	0	0	4	0	2	1	1	1	—	9	13	0
Toronto	0	1	0	0	0	1	0	0	1	—	3	11	2

WP —Morris. LP —Stottlemire.  
Morris, Bedrosian (9) and Harper.  
Stottlemire, Wells (4), Acker (6), Timlin (7), MacDonald (9) and Borders.  
HR — Puckett. T — 3:15. A — 51,526.

## GAME 5 Sunday, October 13 at Toronto

Minnesota	1	1	0	0	0	3	0	3	0	—	8	14	2
Toronto	0	0	3	2	0	0	0	0	0	—	5	9	1

WP —West. LP —Ward. Save —Aguilera.  
Tapani, West (5), Willis (8), Aguilera (9) and Harper, Ortiz (9).  
Candiotti, Timlin (6), Ward (6), Wells (8) and Borders.  
HR — Puckett. T — 3:29. A — 51,425.



# 1991 WORLD SERIES

## TWINS VS. ATLANTA BRAVES

BRVES:	AVG	G	AB	R	H	2B	3B	HR	RBI	BB	SO	SB		
Lemke, 2b	.417	6	24	4	10	1	3	0	4	2	4	0		
Belliard, ss	.375	7	16	0	6	1	0	0	4	1	2	0		
Pendleton, 3b	.367	7	30	6	11	3	0	2	3	3	1	0		
Gant, cf	.267	7	30	3	8	0	1	0	4	2	3	1		
Justice, rf	.259	7	27	5	7	0	0	2	6	5	5	2		
Treadway, 2b-ph	.250	3	4	1	1	0	0	0	0	1	2	0		
Smith, dh-lf	.231	7	26	5	6	0	0	3	3	3	4	1		
Olson, c	.222	7	27	3	6	2	0	0	1	5	4	1		
Hunter, lf-lb	.190	7	21	2	4	1	0	1	3	0	2	0		
Blauser, ss-ph	.167	5	6	0	1	0	0	0	0	1	1	0		
Bream, lb	.125	7	24	0	3	2	0	0	0	3	4	0		
Avery, p	.000	2	3	0	0	0	0	0	0	0	2	0		
Gregg, ph	.000	4	3	0	0	0	0	0	0	0	2	0		
Glavine, p	.000	2	2	0	0	0	0	0	0	0	0	0		
Mitchell, lf-pr	.000	3	2	0	0	0	0	0	0	0	1	0		
Smoltz, p	.000	2	2	0	0	0	0	0	0	0	1	0		
Cabrera, ph-c	.000	3	1	0	0	0	0	0	0	0	0	0		
Clancy, p	.000	3	1	0	0	0	0	0	0	0	1	0		
Leibrandt, p	.000	2	0	0	0	0	0	0	0	0	0	0		
Mercker, p	.000	2	0	0	0	0	0	0	0	0	0	0		
Pena, p	.000	3	0	0	0	0	0	0	0	0	0	0		
St. Claire, p	.000	1	0	0	0	0	0	0	0	0	0	0		
Stanton, p	.000	5	0	0	0	0	0	0	0	0	0	0		
Willard, ph	.000	1	0	0	0	0	0	0	1	0	0	0		
Wohlens, p	.000	3	0	0	0	0	0	0	0	0	0	0		
Totals	.253	7	249	29	63	10	4	8	29	26	39	5		
Pitchers:	W	L	ERA	G	GS	CG	SHO	SV	IP	H	R	ER	BB	SO
Stanton	1	0	0.00	5	0	0	0	0	7.1	5	0	0	2	7
Wohlens	0	0	0.00	3	0	0	0	0	1.2	2	0	0	2	1
Mercker	0	0	0.00	2	0	0	0	0	1.0	0	0	0	0	1
Smoltz	0	0	1.26	2	2	0	0	0	14.1	13	2	2	1	11
Glavine	1	1	2.70	2	2	1	0	0	13.1	8	6	4	7	8
Pena	0	1	3.38	3	0	0	0	0	5.1	6	2	2	3	7
Avery	0	0	3.46	2	2	0	0	0	13.0	10	6	5	1	8
Clancy	1	0	4.15	3	0	0	0	0	4.1	3	2	2	4	2
St. Claire	0	0	9.00	1	0	0	0	0	1.0	1	1	1	0	0
Leibrandt	0	2	11.25	2	1	0	0	0	4.0	8	5	5	1	3
Totals	3	4	2.89	7	7	1	0	0	65.1	56	24	21	21	48

# 1991 WORLD SERIES (CONTINUED)

TWINS:	AVG	G	AB	R	H	2B	3B	HR	RBI	BB	SO	SB
Larkin ph	.500	4	4	0	2	0	0	0	1	0	0	0
Newman ph-3b-2b-pr	.500	4	2	0	1	0	1	0	1	0	0	0
Harper c-ph	.381	7	21	2	8	2	0	0	1	2	2	0
Leius 3b-ph-ss	.357	7	14	2	5	0	0	1	2	1	2	0
Knoblauch 2b	.308	7	26	3	8	1	0	0	2	4	2	4
Pagliarulo ph-3b	.273	6	11	1	3	0	0	1	2	1	2	0
Puckett cf	.250	7	24	4	6	0	1	2	4	5	7	1
Bush ph-rf	.250	3	4	0	1	0	0	0	0	0	1	0
Gladden lf	.233	7	30	5	7	2	2	0	0	3	4	2
Davis dh-ph-rf	.222	6	18	4	4	0	0	2	4	2	3	0
Ortiz c	.200	3	5	0	1	0	0	0	1	0	1	0
Gagne ss	.167	7	24	1	4	1	0	1	3	0	7	0
Mack rf	.130	6	23	0	3	1	0	0	1	0	7	0
Hrbek 1b	.115	7	26	2	3	1	0	1	2	2	6	0
Brown pr-rf-cf	.000	3	2	0	0	0	0	0	0	0	0	0
Morris p	.000	3	2	0	0	0	0	0	0	0	1	0
Sorrento ph-1b	.000	3	2	0	0	0	0	0	0	1	2	0
Aguilera p-ph	.000	4	1	0	0	0	0	0	0	0	0	0
Erickson p	.000	2	1	0	0	0	0	0	0	0	1	0
Tapani p	.000	2	1	0	0	0	0	0	0	0	0	0
Bedrosian p	.000	3	0	0	0	0	0	0	0	0	0	0
Guthrie p	.000	4	0	0	0	0	0	0	0	0	0	0
Leach p	.000	2	0	0	0	0	0	0	0	0	0	0
West p	.000	2	0	0	0	0	0	0	0	0	0	0
Willis p	.000	4	0	0	0	0	0	0	0	0	0	0
<b>Totals</b>	<b>.232</b>	<b>7</b>	<b>241</b>	<b>24</b>	<b>56</b>	<b>8</b>	<b>4</b>	<b>8</b>	<b>24</b>	<b>21</b>	<b>48</b>	<b>7</b>

Pitchers:	W	L	ERA	G	GS	CG	SHO	SV	IP	H	R	ER	BB	SO
Morris	2	0	1.17	3	3	1	1	0	23.0	18	3	3	9	15
Aguilera	1	1	1.80	4	0	0	0	2	5.0	6	1	1	1	3
Guthrie	0	1	2.25	4	0	0	0	0	4.0	3	1	1	4	3
Leach	0	0	3.86	2	0	0	0	0	2.1	2	1	1	0	2
Tapani	1	1	4.50	2	2	0	0	0	12.0	13	6	6	2	7
Erickson	0	0	5.06	2	2	0	0	0	10.2	10	7	6	4	5
Willis	0	0	5.14	4	0	0	0	0	7.0	6	4	4	2	2
Bedrosian	0	0	5.40	3	0	0	0	0	3.1	3	2	2	0	2
West	0	0	INF	2	0	0	0	0	0.0	2	4	4	4	0
<b>Totals</b>	<b>4</b>	<b>3</b>	<b>3.74</b>	<b>7</b>	<b>7</b>	<b>1</b>	<b>1</b>	<b>2</b>	<b>67.1</b>	<b>63</b>	<b>29</b>	<b>28</b>	<b>26</b>	<b>39</b>

## GAME 1 Saturday, October 19 at Minnesota

Atlanta	0	0	0	0	1	0	1	0	—	2	6	1
Minnesota	0	0	1	0	3	1	0	0	x	5	9	1

WP — Morris. LP — Leibrandt. Save — Aguilera.

Leibrandt, Clancy (5), Wohlers (7), Stanton (8) and Olson.

Morris, Guthrie (8), Aguilera (8) and Harper.

HR — Gagne, Hrbek. T — 3:00. A — 55,108.

## GAME 2 Sunday, October 20 at Minnesota

Atlanta	0	1	0	0	1	0	0	0	—	2	8	1
Minnesota	2	0	0	0	0	0	1	x	—	3	4	1

WP — Tapani. LP — Glavine. Save — Aguilera.

Glavine and Olson.

Tapani, Aguilera (9) and Harper.

HR — Davis, Leius. T — 2:37. A — 55,145.

## GAME 3 Tuesday, October 22 at Atlanta

Minnesota	1	0	0	0	0	1	2	0	0	0	—	4	10	1
Atlanta	0	1	0	1	2	0	0	0	0	0	1	—	5	8

WP — Clancy. LP — Aguilera.

Erickson, West (5), Leach (5), Bedrosian (6), Willis (8), Guthrie (10), Aguilera (12) and Ortiz, Harper (8).

Avery, Pena (8), Stanton (10), Wohlers (12), Mercker (12), Clancy (12) and Olson.

HR — Justice, Smith, Puckett, Davis. T — 4:04. A — 50,878.

## GAME 4 Wednesday, October 23 at Atlanta

Minnesota	0	1	0	0	0	0	1	0	0	—	2	7	0
Atlanta	0	0	1	0	0	0	1	0	1	—	3	8	0

WP — Stanton. LP — Guthrie.

Morris, Willis (7), Guthrie (8), Bedrosian (9) and Harper.

Smoltz, Wohlers (8), Stanton (8) and Olson.

HR — Pendleton, Pagliarulo. T — 2:57. A — 50,878.

## GAME 5 Thursday, October 24 at Atlanta

Minnesota	0	0	0	0	0	3	0	1	1	—	5	7	1
Atlanta	0	0	0	4	1	0	6	3	x	—	14	17	1

WP — Glavine. LP — Tapani.

Tapani, Leach (5), West (7), Bedrosian (7), Willis (8) and Harper, Ortiz (8).

Glavine, Mercker (6), Clancy (7), St. Claire (9) and Olson, Cabrera (9).

HR — Justice, Smith, Hunter. T — 2:59. A — 50,878.

## GAME 6 Saturday, October 26 at Minnesota

Atlanta	0	0	0	0	2	0	1	0	0	0	—	3	9	1
Minnesota	2	0	0	0	1	0	0	0	0	0	1	—	4	9

WP — Aguilera. LP — Leibbrandt.

Avery, Stanton (7), Pena (9), Leibbrandt (11) and Olson.

Erickson, Guthrie (7), Willis (7), Aguilera (10) and Ortiz, Harper (7).

HR — Pendleton, Puckett. T — 3:36. A — 55,155.

## GAME 7 Sunday, October 27 at Minnesota

Atlanta	0	0	0	0	0	0	0	0	0	—	0	7	0
Minnesota	0	0	0	0	0	0	0	0	0	1	—	1	10

WP — Morris. LP — Pena.

Smoltz, Stanton (8), Pena (9) and Olson.

Morris and Harper.

T — 3:23. A — 55,118.





# 2002 AMERICAN LEAGUE DIVISION SERIES

TWINS VS. OAKLAND ATHLETICS

ATHLETICS:	AVG	G	AB	R	H	2B	3B	HR	RBI	BB	SO	SB
Byrnes	.000	2	1	0	0	0	0	0	0	0	1	0
Chavez	.381	5	21	3	8	0	0	1	5	2	1	0
Durham	.333	5	21	7	7	3	0	2	2	2	4	1
Dye	.400	5	20	3	8	2	0	1	1	1	5	0
Ellis	.368	5	19	1	7	2	0	1	4	1	2	0
Hatleberg	.500	5	14	5	7	2	0	1	3	3	0	0
Hernandez	.059	5	17	0	5	1	0	0	0	0	4	0
Justice	.238	5	21	2	5	1	1	0	4	0	4	0
Long	.167	5	18	1	3	0	0	1	1	1	2	0
Mabry	.000	2	2	0	0	0	0	0	0	0	1	0
Myers	.000	2	1	0	0	0	0	0	0	0	1	0
Platt	.333	3	3	0	1	1	0	0	0	0	1	0
Saenz	.000	1	0	0	0	0	0	0	0	1	0	0
Tejada	.143	5	21	3	3	1	0	1	4	1	7	0
Velarde	.600	4	5	1	3	1	0	0	1	0	1	0
<b>Totals</b>	<b>.288</b>	<b>5</b>	<b>184</b>	<b>26</b>	<b>53</b>	<b>13</b>	<b>1</b>	<b>8</b>	<b>25</b>	<b>12</b>	<b>34</b>	<b>1</b>

Pitchers:	W	L	ERA	G	GS	CG	SHO	SV	IP	H	R	ER	BB	SO
Bowie	0	0	0.00	1	0	0	0	0	1.1	0	0	0	0	3
Bradford	0	0	0.00	2	0	0	0	0	3.0	1	0	0	0	1
Hudson	0	1	6.23	2	2	0	0	0	8.2	13	11	6	4	8
Koch	0	0	9.00	3	0	0	0	1	3.0	5	3	3	2	3
Lidle	0	0	9.00	1	0	0	0	0	1.0	2	1	1	0	0
Lilly	0	1	13.50	2	0	0	0	0	4.0	10	6	6	1	3
Mecir	0	0	0.00	1	0	0	0	0	1.0	0	0	0	0	2
Mulder	1	1	2.08	2	2	0	0	0	13.0	14	3	3	3	12
Rincon	0	0	0.00	2	0	0	0	0	3.0	2	0	0	0	2
Zito	1	0	4.50	1	1	0	0	0	6.0	5	3	3	4	8
<b>Totals</b>	<b>2</b>	<b>3</b>	<b>4.09</b>	<b>5</b>	<b>5</b>	<b>0</b>	<b>0</b>	<b>1</b>	<b>44.0</b>	<b>52</b>	<b>27</b>	<b>22</b>	<b>14</b>	<b>42</b>

TWINS:	AVG	G	AB	R	H	2B	3B	HR	RBI	BB	SO	SB
Cuddyer	.385	5	13	1	5	1	0	0	1	3	3	0
Guzman	.286	5	21	5	6	2	0	1	2	2	4	2
Hocking	.500	3	6	0	3	1	0	0	1	0	1	0
Hunter	.300	5	20	4	6	4	0	0	2	1	4	0
Jones	.250	5	20	3	5	3	0	0	1	1	8	0
Kielty	.000	3	4	0	0	0	0	0	0	0	1	0
Koskie	.143	5	21	3	3	0	1	1	5	2	6	0
LeCroy	.444	3	9	1	4	0	0	0	1	0	3	0
Mientkiewicz	.250	5	20	3	5	0	0	2	4	1	1	0
Mohr	1.000	4	2	1	2	1	0	0	0	1	0	0
Ortiz	.231	4	13	0	3	2	0	0	2	0	5	0
Pierzynski	.438	5	16	4	7	0	1	1	4	2	2	0
Prince	.000	1	2	0	0	0	0	0	0	0	2	0
Rivas	.250	4	12	2	3	1	0	0	0	1	2	0
<b>Totals</b>	<b>.291</b>	<b>5</b>	<b>179</b>	<b>27</b>	<b>52</b>	<b>15</b>	<b>2</b>	<b>5</b>	<b>23</b>	<b>14</b>	<b>42</b>	<b>2</b>

Pitchers:	W	L	ERA	G	GS	CG	SHO	SV	IP	H	R	ER	BB	SO
Fiore	0	0	20.25	1	0	0	0	0	1.1	4	3	3	2	0
Guardado	0	0	13.50	2	0	0	0	1	2.0	5	3	3	1	1
Hawkins	0	0	0.00	3	0	0	0	0	2.1	0	0	0	0	5
Jackson	0	0	0.00	1	0	0	0	0	0.2	1	0	0	0	0
Lohse	0	0	0.00	2	0	0	0	0	4.0	2	0	0	0	5
Mays	0	1	14.73	1	1	0	0	0	3.2	9	6	6	2	1
Milton	1	0	2.57	1	1	0	0	0	7.0	6	2	2	1	3
Radke	2	0	1.54	2	2	0	0	0	11.2	14	6	2	1	7
Reed	0	1	7.20	1	1	0	0	0	5.0	6	4	4	2	8
Romero	0	0	0.00	3	0	0	0	0	3.1	3	0	0	1	2
Santana	0	0	6.00	2	0	0	0	0	3.0	3	2	2	2	2
<b>Totals</b>	<b>3</b>	<b>2</b>	<b>4.50</b>	<b>5</b>	<b>5</b>	<b>0</b>	<b>0</b>	<b>1</b>	<b>44.0</b>	<b>53</b>	<b>26</b>	<b>22</b>	<b>12</b>	<b>34</b>

## DID YOU Know?

...that the last time the Twins/Senators won a World Series road game was on October 7, 1925. Starting pitcher Walter Johnson allowed one run on five hits in 9.0 innings pitched to go along with 10 strikeouts in Game 1 vs. Pittsburgh. Since that game, the Twins/Senators have 14 straight road losses (three straight losses in '25, two straight in '33, three straight in '65, three straight in '87 and three more in '91).

# 2002 DIVISION SERIES (CONTINUED)

## GAME 1 Tuesday, October 1 at Oakland

Minnesota	0	1	2	0	0	3	1	0	0	—	7	13	3
Oakland	3	2	0	0	0	0	0	0	0	—	5	12	0
WP—Radke. LP—Lilly. Save—Guardado.													
Radke, Santana (6), Romero (7), Guardado (9) and Pierzynski.													
Hudson, Lilly (6), Lidle (7), Rincon (8), Mecir (9) and Hernandez.													
HR—Koskie, Mientkiewicz. T—3:44. A—34,853.													

## GAME 2 Wednesday, October 2 at Oakland

Minnesota	0	0	0	0	1	1	0	0	0	—	1	7	0
Oakland	3	0	0	5	1	0	0	0	x	—	9	14	0
WP—Mulder. LP—Mays.													
Mays, Fiore (4), Lohse (6), Hawkins (9) and Pierzynski, Prince (6).													
Mulder, Bradford (7), Koch (9) and Hernandez.													
HR—Chavez, Guzman. T—3:04. A—31,953.													

## GAME 3 Friday, October 4 at Minnesota

Oakland	2	0	0	1	0	1	2	0	0	—	6	9	1
Minnesota	0	0	0	1	2	0	0	0	0	—	3	8	0
WP—Zito. LP—Reed. Save—Koch.													
Zito, Rincon (7), Koch (9) and Hernandez.													
Reed, Santana (6), Jackson (7), Romero (8), Hawkins (9) and Pierzynski.													
HR—Durham, Hatteberg, Long, Dye. T—3:26. A—55,932.													

## GAME 4 Saturday, October 5 at Minnesota

Oakland	0	0	2	0	0	0	0	0	0	—	2	7	2
Minnesota	0	0	2	7	0	0	2	0	x	—	11	12	2
WP—Milton. LP—Hudson.													
Hudson, Lilly (4), Bowie (7) and Hernandez, Myers (8).													
Milton, Lohse (8) and Pierzynski.													
HR—Tejada, Mientkiewicz. T—3:20. A—55,960.													

## GAME 5 Sunday, October 6 at Oakland

Minnesota	0	1	1	0	0	0	0	0	3	—	5	12	0
Oakland	0	0	1	0	0	0	0	0	3	—	4	11	0
WP—Radke. LP—Mulder.													
Radke, Romero (5), Hawkins (8), Guardado (9) and Pierzynski.													
Mulder, Bradford (6), Koch (6) and Hernandez, Myers (9).													
HR—Durham, Ellis, Pierzynski. T—3:23. A—32,146.													



## 2002 AMERICAN LEAGUE CHAMPIONSHIP SERIES TWINS VS. ANAHEIM ANGELS

ANGELS:	AVG	G	AB	R	H	2B	3B	HR	RBI	BB	SO	SB		
Anderson	.250	5	20	3	5	1	0	1	3	1	0	0		
Eckstein	.286	5	21	1	6	0	0	0	2	0	2	0		
Erstad	.364	5	22	4	8	0	0	1	2	0	3	1		
Figgins	1.000	3	1	2	1	0	0	0	0	0	0	0		
Fullmer	.333	4	12	2	4	2	0	1	4	0	2	0		
Gil	.000	1	2	0	0	0	0	0	0	0	1	0		
Glaus	.316	5	19	4	6	0	1	1	2	2	5	0		
Kennedy	.357	4	14	5	5	0	0	3	5	0	2	1		
B. Molina	.214	5	14	0	3	0	1	0	2	1	2	0		
J. Molina	.000	3	1	0	0	0	0	0	0	0	0	0		
Ochoa	.000	4	4	2	0	0	0	0	0	0	3	0		
Palmeiro	.000	2	2	0	0	0	0	0	0	0	1	0		
Salmon	.214	5	14	0	3	0	0	0	0	3	1	0		
Spiezo	.353	5	17	5	6	2	0	1	5	2	1	1		
Wooten	.250	3	8	1	2	0	0	0	1	0	3	0		
Totals	.287	5	171	29	49	5	2	8	26	9	26	3		
Pitchers:	W	L	ERA	G	GS	CG	SHO	SV	IP	H	R	ER	BB	SO
Appier	0	1	3.48	2	2	0	0	0	10.1	10	4	4	4	3
Donnelly	0	0	8.10	3	0	0	0	0	3.1	3	3	3	0	5
Lackey	1	0	0.00	1	1	0	0	0	7.0	3	0	0	0	7
Ortiz	1	0	5.06	1	1	0	0	0	5.1	10	3	3	1	3
Percival	0	0	0.00	3	0	0	0	2	3.1	0	0	0	0	3
Rodriguez	2	0	0.00	4	0	0	0	0	4.1	2	0	0	2	7
Schoeneweis	0	0	0.00	1	0	0	0	0	0.2	0	0	0	0	0
Washburn	0	0	1.29	1	1	0	0	0	7.0	6	1	1	0	7
Weber	0	0	3.38	3	0	0	0	0	2.2	3	1	1	0	3
Totals	4	1	2.45	5	5	0	0	2	44.0	37	12	12	7	38

# 2002 ALCS (CONTINUED)

TWINS:	AVG	G	AB	R	H	2B	3B	HR	RBI	BB	SO	SB		
Cuddyer	.200	3	5	0	1	0	0	0	0	1	1	0		
Guzman	.167	5	18	1	3	1	0	0	0	0	3	0		
Hunter	.167	5	18	2	3	2	0	0	0	1	3	0		
Jones	.100	5	20	0	2	1	0	0	2	0	4	0		
Kielty	.000	4	3	0	0	0	0	0	1	1	2	0		
Koskie	.278	5	18	3	5	2	0	0	2	2	8	0		
Lamb	.000	2	0	0	0	0	0	0	0	0	0	0		
LeCroy	.333	1	3	0	1	0	0	0	0	0	1	0		
Mientkiewicz	.278	5	18	1	5	1	0	0	2	1	2	0		
Mohr	.417	5	12	3	5	1	0	0	0	0	4	1		
Ortiz	.313	5	16	0	5	1	0	0	2	0	5	0		
Pierzynski	.250	5	16	1	4	0	0	0	2	0	2	0		
Prince	.000	1	1	0	0	0	0	0	0	0	0	0		
Rivas	.250	5	12	1	3	0	0	0	0	1	3	0		
Totals	.231	5	160	12	37	9	0	0	11	7	38	1		
Pitchers:	W	L	ERA	G	GS	CG	SHO	SV	IP	H	R	ER	BB	SO
Guardado	0	0	0.00	1	0	0	0	1	1.0	0	0	0	1	2
Hawkins	0	0	20.25	4	0	0	0	0	1.1	4	3	3	1	1
Jackson	0	0	27.00	3	0	0	0	0	1.0	5	3	3	2	2
Lohse	0	0	0.00	1	0	0	0	0	1.0	0	0	0	0	1
Mays	1	0	2.03	2	2	0	0	0	13.1	12	4	3	0	3
Milton	0	0	1.50	1	1	0	0	0	6.0	5	1	1	2	4
Radke	0	1	2.70	1	1	0	0	0	6.2	5	2	2	1	4
Reed	0	1	10.13	1	1	0	0	0	5.1	8	6	6	0	0
Romero	0	1	22.50	4	0	0	0	0	2.0	4	5	5	2	3
Santana	0	1	10.80	4	0	0	0	0	3.1	4	4	4	0	4
Wells	0	0	9.00	2	0	0	0	0	1.0	2	1	1	0	2
Totals	1	4	6.00	5	5	0	0	1	42.0	49	29	28	9	26

## GAME 1 Tuesday, October 8 at Minnesota

Anaheim	0	0	1	0	0	0	0	0	—	1	4	0
Minnesota	0	1	0	0	0	0	0	x	—	2	5	1

WP—Mays. LP—Appier. Save—Guardado.

Appier, Donnelly (6), Schoenweis (7), Weber (8) and B. Molina, J. Molina (8).

Mays, Guardado (9) and Pierzynski.

T—2:58. A—55,562.

## GAME 2 Wednesday, October 9 at Minnesota

Anaheim	1	3	0	0	0	2	0	0	0	—	6	10	0
Minnesota	0	0	0	0	0	3	0	0	0	—	3	11	1

WP—Ortiz. LP—Reed. Save—Percival.

Ortiz, Donnelly (6), Rodriguez (7), Percival (8) and B. Molina.

Reed, Santana (6), Romero (7), Hawkins (7), Jackson (9) and Pierzynski.

HR—Erstad, Fullmer. T—3:13. A—55,990.

## GAME 3 Friday, October 11 at Anaheim

Minnesota	0	0	0	0	0	0	1	0	0	—	1	6	0
Anaheim	0	1	0	0	0	0	0	1	x	—	2	7	0

WP—Rodriguez. LP—Romero. Save—Percival.

Milton, Hawkins (7), Santana (7), Jackson (7), Romero (7) and Pierzynski.

Washburn, Rodriguez (8), Percival (9) and B. Molina, J. Molina (8).

HR—Anderson, Glaus. T—3:13. A—44,234.

## GAME 4 Saturday, October 12 at Anaheim

Minnesota	0	0	0	0	0	0	0	0	1	—	1	6	2
Anaheim	0	0	0	0	0	0	2	5	x	—	7	10	0

WP—Lackey. LP—Radke.

Radke, Santana (7), Hawkins (8), Romero (8), Jackson (8), Wells (8) and

Pierzynski.

Lackey, Rodriguez (8), Weber (9) and B. Molina.

T—2:49. A—44,830.

## GAME 5 Sunday, October 13 at Anaheim

Minnesota	1	1	0	0	0	0	3	0	0	—	5	9	0
Anaheim	0	0	1	0	2	0	10	0	x	—	13	18	0

WP—Rodriguez. LP—Santana.

Mays, Santana (6), Hawkins (7), Romero (7), Wells (7), Lohse (8) and

Pierzynski, Prince (8).

Appier, Donnelly (6), Rodriguez (7), Weber (8), Percival (9) and B. Molina, J.

Molina (8).

HR—Kennedy (3), Spiezo. T—3:30. A—44,835.







# 2003 AMERICAN LEAGUE DIVISION SERIES

TWINS VS. NEW YORK YANKEES

YANKEES:	AVG	G	AB	R	H	2B	3B	HR	RBI	BB	SO	SB
Boone	.200	4	15	1	3	1	0	0	0	0	3	1
Dellucci	.000	1	0	0	0	0	0	0	0	0	0	0
Giambi	.250	4	16	1	4	2	0	0	2	2	5	0
Jeter	.429	4	14	2	6	0	0	1	1	4	2	1
Johnson	.077	4	13	2	1	1	0	0	2	3	2	0
Matsui	.267	4	15	2	4	1	0	1	3	2	3	0
Posada	.176	4	17	1	3	1	0	0	0	0	6	0
Rivera	.333	4	12	2	4	0	0	0	0	1	0	0
Sierra	.000	1	2	0	0	0	0	0	0	0	0	0
Soriano	.368	4	19	2	7	1	0	0	4	0	6	2
Williams	.400	4	15	3	6	2	0	0	3	2	2	0
<b>Totals</b>	<b>.275</b>	<b>4</b>	<b>138</b>	<b>16</b>	<b>38</b>	<b>9</b>	<b>0</b>	<b>2</b>	<b>15</b>	<b>14</b>	<b>29</b>	<b>4</b>

Pitchers:	W	L	ERA	G	GS	CG	SHO	SV	IP	H	R	ER	BB	SO
Clemens	1	0	1.29	1	1	0	0	0	7.0	5	1	1	1	6
Heredia	0	0	0.00	1	0	0	0	0	2.0	1	0	0	1	1
Mussina	0	1	3.86	1	1	0	0	0	7.0	7	3	3	3	6
Nelson	0	0	1.29	1	1	0	0	0	0.0	0	0	0	1	0
Pettitte	1	0	1.29	1	1	0	0	0	7.0	4	1	1	3	10
Rivera	0	0	0.00	2	0	0	0	2	4.0	0	0	0	0	4
Wells	1	0	1.17	1	1	0	0	0	7.2	8	1	1	1	5
White	0	0	0.00	1	0	0	0	0	1.1	1	0	0	0	1
<b>Totals</b>	<b>3</b>	<b>1</b>	<b>1.50</b>	<b>4</b>	<b>4</b>	<b>0</b>	<b>0</b>	<b>2</b>	<b>36.0</b>	<b>26</b>	<b>6</b>	<b>6</b>	<b>9</b>	<b>33</b>

TWINS:	AVG	G	AB	R	H	2B	3B	HR	RBI	BB	SO	SB
Cuddyer	.250	1	4	0	1	0	0	0	1	0	3	0
Ford	.000	1	1	0	0	0	0	0	0	0	1	0
Gomez	.000	1	0	0	0	0	0	0	0	0	0	0
Guzman	.154	4	13	1	2	0	0	0	0	1	2	0
Hocking	.000	1	0	0	0	0	0	0	0	0	0	0
Hunter	.429	4	14	3	6	0	1	1	2	2	2	0
Jones	.125	4	16	0	2	0	0	0	0	0	5	0
Koskie	.200	4	15	0	3	1	0	0	0	0	5	0
LeCroy	.091	3	11	1	1	0	0	0	0	1	4	0
Mientkiewicz	.133	4	15	0	2	0	0	0	0	1	2	0
Pierzynski	.231	4	13	1	3	0	0	1	1	2	0	0
Rivas	.000	4	13	0	0	0	0	0	1	0	4	0
Ryan	.000	1	1	0	0	0	0	0	0	0	1	0
Stewart	.400	4	15	0	6	2	0	0	0	2	4	1
<b>Totals</b>	<b>.198</b>	<b>4</b>	<b>131</b>	<b>6</b>	<b>26</b>	<b>3</b>	<b>1</b>	<b>2</b>	<b>5</b>	<b>9</b>	<b>33</b>	<b>1</b>

Pitchers:	W	L	ERA	G	GS	CG	SHO	SV	IP	H	R	ER	BB	SO
Guardado	0	0	9.00	2	0	0	0	1	2.0	5	2	2	0	2
Hawkins	1	0	6.00	3	0	0	0	0	3.0	5	3	2	0	5
Lohse	0	1	5.40	1	1	0	0	0	5.0	6	3	3	2	5
Milton	0	0	0.00	1	0	0	0	0	3.1	2	0	0	0	2
Radke	0	1	2.84	1	1	0	0	0	6.1	5	2	2	2	4
Reed	0	0	0.00	1	0	0	0	0	0.2	1	0	0	0	0
Rincon	0	0	0.00	3	0	0	0	0	2.1	1	0	0	4	1
Rogers	0	0	0.00	1	0	0	0	0	1.1	1	0	0	1	3
Romero	0	0	0.00	3	0	0	0	0	3.1	3	0	0	2	1
Santana	0	1	7.04	2	2	0	0	0	7.2	9	6	6	3	6
<b>Totals</b>	<b>1</b>	<b>3</b>	<b>3.86</b>	<b>4</b>	<b>4</b>	<b>0</b>	<b>0</b>	<b>1</b>	<b>35.0</b>	<b>38</b>	<b>16</b>	<b>15</b>	<b>14</b>	<b>29</b>

## GAME 1 Tuesday, September 30 at New York

Minnesota	0	0	1	0	0	2	0	0	0	—	3	8	0
New York	0	0	0	0	0	0	0	1	—	1	9	1	
WP — Hawkins. LP — Mussina. Save — Guardado.													
Santana, Reed (5), Romero (5), Hawkins (7), Guardado (9) and Pierzynski.													
Mussina, Nelson (8), Heredia (8) and Posada.													
T — 3:18. A — 56,292.													

## GAME 2 Thursday, October 2 at New York

Minnesota	0	0	0	0	1	0	0	0	0	—	1	4	1
New York	1	0	0	0	0	0	3	0	x	—	4	8	1
WP — Pettitte. LP — Radke. Save — Rivera.													
Radke, Hawkins (7), Romero (7), Rincon (8) and Pierzynski.													
Pettitte, Rivera (8) and Posada.													
HR — Hunter. T — 3:07. A — 56,479.													

## GAME 3 Saturday, October 4 at Minnesota

New York	0	2	1	0	0	0	0	0	0	—	3	8	1
Minnesota	0	0	1	0	0	0	0	0	0	—	1	5	0
WP — Clemens. LP — Lohse. Save — Rivera.													
Clemens, Rivera (8) and Posada.													
Lohse, Rogers (6), Romero (7), Rincon (8) and Pierzynski.													
HR — Matsui, Pierzynski. T — 3:02. A — 55,915.													

## GAME 4 Sunday, October 5 at Minnesota

New York	0	0	0	6	0	0	0	1	1	—	8	13	0
Minnesota	0	0	0	1	0	0	0	0	0	—	1	9	1
WP — Wells. LP — Santana.													
Wells, White (8) and Posada.													
Santana, Rincon (4), Milton (4), Hawkins (8), Guardado (9) and Pierzynski.													
HR — Jeter. T — 2:49. A — 55,875.													



# 2004 AMERICAN LEAGUE DIVISION SERIES

TWINS VS. NEW YORK YANKEES

YANKEES:	AVG	G	AB	R	H	2B	3B	HR	RBI	BB	SO	SB
Cairo	.214	4	14	3	3	1	0	0	1	2	5	0
Clark	.000	1	1	0	0	0	0	0	0	0	1	0
Crosby	.000	2	0	0	0	0	0	0	0	0	0	0
Jeter	.316	4	19	3	6	1	0	1	4	1	4	1
Lofton	.250	1	4	0	1	0	0	0	1	0	1	0
Matsui	.412	4	17	3	7	1	0	1	3	3	4	0
Olerud	.214	4	14	2	3	2	0	0	0	1	2	0
Posada	.222	4	18	2	4	0	0	0	0	0	6	0
Rodriguez	.421	4	19	3	8	3	0	1	3	2	1	2
Sheffield	.222	4	18	2	4	1	0	1	2	3	1	0
Sierra	.167	3	12	1	2	0	0	1	3	2	3	1
Williams	.278	4	18	2	5	1	0	1	3	1	2	0
<b>Totals</b>	<b>.279</b>	<b>4</b>	<b>154</b>	<b>21</b>	<b>43</b>	<b>10</b>	<b>0</b>	<b>6</b>	<b>20</b>	<b>15</b>	<b>30</b>	<b>4</b>

Pitchers:	W	L	ERA	G	GS	CG	SHO	SV	IP	H	R	ER	BB	SO
Brown	1	0	1.50	1	1	0	0	0	6.0	8	1	1	0	1
Gordon	0	0	4.91	3	0	0	0	0	3.2	2	2	2	0	2
Heredia	0	0	54.00	1	0	0	0	0	0.1	0	2	2	0	0
Lieber	0	0	4.05	1	1	0	0	0	6.2	7	3	3	1	4
Loaiza	0	0	0.00	1	0	0	0	0	2.0	4	0	0	0	0
Mussina	0	1	2.57	1	1	0	0	0	7.0	7	2	2	1	7
Quantrill	1	0	0.00	2	0	0	0	0	2.0	2	0	0	0	1
Rivera	1	0	0.00	4	0	0	0	0	5.2	2	0	0	0	2
Sturtze	0	0	6.75	2	0	0	0	0	2.2	4	2	2	3	4
Vazquez	0	0	9.00	1	1	0	0	0	5.0	7	5	5	2	6
<b>Totals</b>	<b>3</b>	<b>1</b>	<b>3.73</b>	<b>4</b>	<b>4</b>	<b>0</b>	<b>0</b>	<b>0</b>	<b>41.0</b>	<b>43</b>	<b>17</b>	<b>17</b>	<b>7</b>	<b>28</b>

TWINS:	AVG	G	AB	R	H	2B	3B	HR	RBI	BB	SO	SB
Blanco	.250	4	8	1	2	0	0	1	2	0	2	0
Borders	.000	2	2	0	0	0	0	0	0	0	1	0
Cuddyer	.467	4	15	1	7	0	0	0	2	0	3	0
Ford	.273	3	11	1	3	1	0	0	2	0	2	1
Guzman	.333	4	15	2	5	0	0	0	0	2	3	1
Hunter	.353	4	17	5	6	1	0	1	2	1	1	2
Jones	.300	4	20	3	6	1	0	2	2	0	6	0
Koskie	.308	4	13	2	4	1	0	0	2	3	2	0
Kubel	.143	2	7	0	1	1	0	0	0	0	2	0
LeCroy	.333	3	3	0	1	0	0	0	0	1	1	0
Morneau	.235	4	17	1	4	2	0	0	2	0	3	0
Offerman	.000	3	3	0	0	0	0	0	1	0	0	0
Rivas	.000	3	1	0	0	0	0	0	0	0	0	0
Stewart	.200	4	20	1	4	0	0	0	2	0	2	0
<b>Totals</b>	<b>.283</b>	<b>4</b>	<b>152</b>	<b>17</b>	<b>43</b>	<b>7</b>	<b>0</b>	<b>4</b>	<b>17</b>	<b>7</b>	<b>28</b>	<b>4</b>

Pitchers:	W	L	ERA	G	GS	CG	SHO	SV	IP	H	R	ER	BB	SO
Balfour	0	0	0.00	2	0	0	0	0	2.2	0	0	0	0	2
Crain	0	0	0.00	1	0	0	0	0	0.1	1	0	0	0	0
Lohse	0	1	4.50	1	0	0	0	0	2.0	1	1	1	0	3
Mulholland	0	0	3.00	1	0	0	0	0	3.0	3	1	1	0	0
Nathan	0	1	3.60	3	0	0	0	1	5.0	2	2	2	5	6
Radke	0	0	7.11	1	1	0	0	0	6.1	8	5	5	3	0
Rincon	0	0	10.80	3	0	0	0	0	3.1	4	4	4	2	5
Romero	0	0	9.00	2	0	0	0	0	1.0	0	1	1	1	1
Santana	1	0	0.75	2	2	0	0	0	12.0	14	1	1	4	12
Silva	0	1	10.80	1	1	0	0	0	5.0	10	6	6	0	1
<b>Totals</b>	<b>1</b>	<b>3</b>	<b>4.65</b>	<b>4</b>	<b>4</b>	<b>0</b>	<b>1</b>	<b>1</b>	<b>40.2</b>	<b>43</b>	<b>21</b>	<b>21</b>	<b>15</b>	<b>30</b>

## GAME 1 Tuesday, October 5 at New York

Minnesota	0	0	1	0	0	0	—	2	7	0
New York	0	0	0	0	0	0	—	0	9	0

WP—Santana. LP—Mussina. Save—Nathan.

Santana, Rincon (8), Nathan (9) and Blanco.

Mussina, Gordon (8), Rivera (9) and Posada.

HR—Jones. T—2:53. A—55,749.

## GAME 2 Wednesday, October 6 at New York

Minnesota	1	2	0	0	0	2	0	0	1	—	6	12	0
New York	1	0	2	0	1	0	0	0	2	—	7	9	0

WP—Quantrill. LP—Nathan.

Radke, Balfour (7), Rincon (8), Nathan (10), Romero (12) and Blanco, Borders

(7).

Lieber, Gordon (7), Rivera (8), Sturtze (10), Quantrill (12) and Posada.

HR—Jeter, Sheffield, Rodriguez, Hunter. T—4:19. A—56,354.

## GAME 3 Friday, October 8 at Minnesota

New York	0	3	0	0	0	4	1	0	0	—	8	14	1
Minnesota	1	0	0	0	0	0	0	0	3	—	4	12	1

WP—Brown. LP—Silva.

Brown, Quantrill (7), Heredia (8), Sturtze (9), Rivera (9) and Posada.

Silva, Romero (6), Crain (6), Mulholland (7) and Blanco, LeCroy (8).

HR—Jones, Williams, Matsui. T—3:02. A—54,803.

## GAME 4 Saturday, October 9 at Minnesota

New York	0	0	1	0	0	0	4	0	0	1	—	6	11	0
Minnesota	1	0	0	1	3	0	0	0	0	0	—	5	12	1

WP—Rivera. LP—Lohse.

Vazquez, Loaiza (6), Gordon (8), Rivera (10) and Posada.

Santana, Balfour (4), Rincon (4), Nathan (8), Lohse (9) and Blanco, Borders

(9).

HR—Blanco, Sierra. T—4:16. A—52,498.



# 2006 AMERICAN LEAGUE DIVISION SERIES

## TWINS VS. OAKLAND ATHLETICS

ATHLETICS:	AVG	G	AB	R	H	2B	3B	HR	RBI	BB	SO	SB
Bocachica	.000	0	0	0	0	0	0	0	0	0	0	0
Bradley	.077	3	13	1	1	0	0	1	2	0	1	0
Chavez	.200	3	10	2	2	1	0	1	1	2	4	0
Ellis	.286	2	7	0	2	0	0	0	0	0	2	0
Jimenez	.000	2	4	0	0	0	0	0	0	0	1	0
Johnson	.000	0	0	0	0	0	0	0	0	0	0	0
Kendall	.214	3	14	1	3	1	0	0	1	0	4	0
Kielty	.000	0	0	0	0	0	0	0	0	0	0	0
Kotsay	.143	3	14	2	2	0	0	1	2	0	2	0
Melhuse	.000	0	0	0	0	0	0	0	0	0	0	0
Payton	.333	3	12	3	4	0	0	0	0	0	1	0
Scutaro	.333	3	12	1	4	4	0	0	6	0	1	0
Swisher	.300	3	10	3	3	2	0	0	1	2	2	0
Thomas	.500	3	10	3	5	1	0	2	2	2	1	0
<b>Totals</b>	<b>.245</b>	<b>3</b>	<b>106</b>	<b>16</b>	<b>26</b>	<b>9</b>	<b>0</b>	<b>5</b>	<b>15</b>	<b>6</b>	<b>19</b>	<b>0</b>

Pitchers:	W	L	ERA	G	GS	CG	SHO	SV	IP	H	R	ER	BB	SO
Blanton	0	0	0.00	0	0	0	0	0	0.0	0	0	0	0	0
Calero	1	0	0.00	1	0	0	0	0	1.0	0	0	0	1	1
Duchscherer	0	0	2.25	2	0	0	0	0	4.0	1	1	1	0	4
Gaudin	0	0	0.00	0	0	0	0	0	0.0	0	0	0	0	0
Harden	0	0	0.00	0	0	0	0	0	0.0	0	0	0	0	0
Haren	1	0	3.00	1	1	0	0	0	6.0	9	2	2	1	2
Kennedy	0	0	0.00	0	0	0	0	0	0.0	0	0	0	0	0
Loaiza	0	0	3.60	1	1	0	0	0	5.0	8	2	2	0	2
Saarloos	0	0	0.00	0	0	0	0	0	0.0	0	0	0	0	0
Street	0	0	3.00	3	0	0	0	2	3.0	4	1	1	1	1
Zito	1	0	1.13	1	1	0	0	0	8.0	4	1	1	3	1
<b>Totals</b>	<b>3</b>	<b>0</b>	<b>2.33</b>	<b>3</b>	<b>3</b>	<b>0</b>	<b>0</b>	<b>2</b>	<b>27.0</b>	<b>26</b>	<b>7</b>	<b>7</b>	<b>6</b>	<b>11</b>

TWINS:	AVG	G	AB	R	H	2B	3B	HR	RBI	BB	SO	SB
Bartlett	.273	3	11	0	3	1	0	0	0	0	2	0
Castillo	.273	3	11	0	3	0	0	0	0	3	3	0
Cuddyer	.250	3	12	2	3	0	1	1	1	0	2	0
Ford	.000	1	0	0	0	0	0	0	0	0	0	0
Hunter	.273	3	11	1	3	1	0	1	2	0	1	0
Kubel	.000	0	0	0	0	0	0	0	0	0	0	0
Mauer	.182	3	11	0	2	0	0	0	0	1	0	0
Morneau	.417	3	12	3	5	1	0	2	2	0	0	0
Nevin	.000	1	3	0	0	0	0	0	0	0	0	0
Punto	.167	3	12	0	2	0	0	0	0	0	1	0
Redmond	.000	0	0	0	0	0	0	0	0	0	0	0
Rodriguez	.000	0	0	0	0	0	0	0	0	0	0	0
Tyner	.000	2	6	0	0	0	0	0	0	2	2	1
White	.417	3	12	1	5	1	0	1	2	0	0	0
<b>Totals</b>	<b>.257</b>	<b>3</b>	<b>101</b>	<b>7</b>	<b>26</b>	<b>4</b>	<b>1</b>	<b>5</b>	<b>7</b>	<b>6</b>	<b>11</b>	<b>1</b>

Pitchers:	W	L	ERA	G	GS	CG	SHO	SV	IP	H	R	ER	BB	SO
Bonser	0	0	3.00	1	1	0	0	0	6.0	7	2	2	1	3
Crain	0	0	9.00	2	0	0	0	0	1.0	3	3	1	1	1
Guerrier	0	0	0.00	1	0	0	0	0	1.0	0	0	0	0	0
Nathan	0	0	0.00	1	0	0	0	0	0.2	1	0	0	0	1
Neshek	0	1	9.00	2	0	0	0	0	1.0	1	1	1	0	1
Perkins	0	0	0.00	1	0	0	0	0	0.1	2	0	0	0	0
Radke	0	1	6.75	1	1	0	0	0	4.0	5	4	3	1	2
Reyes	0	0	9.00	2	0	0	0	0	1.0	1	3	1	2	0
Rincon	0	0	3.00	2	0	0	0	0	3.0	1	1	1	0	3
Santana	0	1	2.25	1	1	0	0	0	8.0	5	2	2	1	8
Silva	0	0	0.00	0	0	0	0	0	0.0	0	0	0	0	0
<b>Totals</b>	<b>0</b>	<b>3</b>	<b>3.81</b>	<b>3</b>	<b>3</b>	<b>0</b>	<b>0</b>	<b>0</b>	<b>26.0</b>	<b>26</b>	<b>16</b>	<b>11</b>	<b>6</b>	<b>19</b>

### GAME 1 Tuesday, October 3 at Minnesota

Oakland	0	2	0	0	0	0	0	1	—	3	7	0
Minnesota	0	0	0	0	0	1	0	1	—	2	5	2

WP — Zito. LP — Santana. Save — Street.

Zito, Street (9) and Kendall.

Santana, Crain (9), Neshek (9) and Mauer.

HR — Thomas (2), White. T — 2:19. A — 55,542.

### GAME 2 Wednesday, October 4 at Minnesota

Oakland	0	0	0	0	2	0	2	0	1	—	5	11	0
Minnesota	0	0	0	0	0	2	0	0	0	—	2	9	0

WP — Calero. LP — Neshek. Save — Street.

Loaiza, Calero (6), Duchscherer (7), Street (9) and Kendall.

Bonser, Neshek (7), Reyes (7), Rincon (8), Nathan (9) and Mauer.

HR — Kotsay, Morneau, Cuddyer. T — 3:02. A — 55,710.

### GAME 3 Friday, October 6 at Oakland

Minnesota	0	0	0	1	0	1	0	1	0	—	3	12	3
Oakland	0	2	2	0	0	0	4	0	x	—	8	8	1

WP — Haren. LP — Radke.

Radke, Perkins (5), Rincon (5), Reyes (7), Crain (7), Guerrier and Mauer.

Haren, Duchscherer (7), Street (9) and Kendall.

HR — Hunter, Morneau, Chavez, Bradley. T — 2:55. A — 35,694.



# 2009 AMERICAN LEAGUE DIVISION SERIES

TWINS VS. NEW YORK YANKEES

YANKEES:	AVG	G	AB	R	H	2B	3B	HR	RBI	BB	SO	SB
Cabrera	.167	3	12	1	2	0	0	0	0	0	5	0
Cano	.167	3	12	1	2	0	0	0	1	0	1	0
Cervelli	.000	1	0	0	0	0	0	0	0	0	0	0
Damon	.083	3	12	0	1	0	0	0	0	1	4	0
Gardner	.000	1	0	0	0	0	0	0	0	0	0	1
Hairston	.000	1	0	0	0	0	0	0	0	0	0	0
Jeter	.400	3	10	4	4	2	0	1	2	3	0	0
Matsui	.222	3	9	1	2	0	0	1	2	3	3	0
Molina	.000	1	1	0	0	0	0	0	0	0	0	0
Posada	.365	3	11	1	4	0	0	1	2	0	2	0
Rodriguez	.455	3	11	4	5	0	0	2	6	1	2	0
Swisher	.083	3	12	0	1	1	0	0	1	0	4	0
Teixeira	.167	3	12	3	2	0	0	1	1	1	1	0
<b>Totals</b>	<b>.225</b>	<b>3</b>	<b>102</b>	<b>15</b>	<b>23</b>	<b>3</b>	<b>0</b>	<b>6</b>	<b>15</b>	<b>9</b>	<b>22</b>	<b>1</b>

Pitchers:	W	L	ERA	G	GS	CG	SHO	SV	IP	H	R	ER	BB	SO
Aceves	0	0	0.00	1	0	0	0	0	1.0	1	0	0	1	1
Burnett	0	0	1.50	1	1	0	0	0	6.0	3	1	1	5	6
Chamberlain	0	0	0.00	3	0	0	0	0	1.2	2	0	0	0	1
Coke	0	0	0.00	2	0	0	0	0	0.2	0	0	0	0	1
Hughes	0	0	9.00	3	0	0	0	0	2.0	5	2	2	1	3
Marte	0	0	0.00	1	0	0	0	0	0.0	2	0	0	0	0
Pettitte	1	0	1.42	1	1	0	0	0	6.1	3	1	1	1	7
Rivera	0	0	0.00	3	0	0	0	1	3.2	4	0	0	1	7
Robertson	1	0	0.00	1	0	0	0	0	1.0	1	0	0	0	0
Sabathia	1	0	1.35	1	1	0	0	0	6.2	8	2	1	0	8
<b>Totals</b>	<b>3</b>	<b>0</b>	<b>1.55</b>	<b>3</b>	<b>3</b>	<b>0</b>	<b>0</b>	<b>0</b>	<b>29.0</b>	<b>29</b>	<b>6</b>	<b>5</b>	<b>9</b>	<b>34</b>

TWINS:	AVG	G	AB	R	H	2B	3B	HR	RBI	BB	SO	SB
Cabrera	.154	3	13	1	2	0	0	0	0	2	3	1
Cuddyer	.429	3	14	0	6	0	0	0	1	0	2	0
Gomez	.000	1	4	1	0	0	0	0	0	1	2	0
Harris	.250	3	12	1	3	0	1	0	1	0	3	0
Kubel	.071	3	14	0	1	0	0	0	0	0	9	0
Mauer	.417	3	12	1	5	1	0	0	1	2	4	0
Morales	.000	1	3	0	0	0	0	0	0	0	2	0
Punto	.444	3	9	0	4	1	0	0	1	3	1	0
Span	.400	3	15	1	6	1	0	0	1	0	2	1
Tolbert	.200	2	5	0	1	0	0	0	0	0	1	0
Young	.083	3	12	1	1	1	0	0	0	1	5	1
<b>Totals</b>	<b>.257</b>	<b>3</b>	<b>113</b>	<b>6</b>	<b>29</b>	<b>4</b>	<b>1</b>	<b>0</b>	<b>5</b>	<b>9</b>	<b>34</b>	<b>3</b>

Pitchers:	W	L	ERA	G	GS	CG	SHO	SV	IP	H	R	ER	BB	SO
Blackburn	0	0	1.59	1	1	0	0	0	5.2	3	1	1	2	3
Duensing	0	1	9.64	1	1	0	0	0	4.2	7	5	5	1	3
Guerrier	0	0	0.00	2	2	0	0	0	2.0	0	0	0	0	2
Liriano	0	0	4.50	1	0	0	0	0	2.0	1	2	1	1	1
Mahay	0	0	5.40	3	0	0	0	0	1.2	0	1	1	1	2
Mijares	0	1	13.50	2	0	0	0	0	0.2	1	1	1	1	0
Nathan	0	0	9.00	2	0	0	0	0	2.0	5	2	2	1	2
Pavano	0	1	2.57	1	1	0	0	0	7.0	5	2	2	0	9
Rauch	0	0	6.75	3	0	0	0	0	1.1	1	1	1	2	0
<b>Totals</b>	<b>0</b>	<b>3</b>	<b>4.67</b>	<b>3</b>	<b>3</b>	<b>0</b>	<b>0</b>	<b>0</b>	<b>27.0</b>	<b>23</b>	<b>15</b>	<b>14</b>	<b>9</b>	<b>22</b>

## GAME 1 Wednesday, October 7 at New York

Minnesota	0	0	2	0	0	0	0	0	—	2	9	1
New York	0	0	2	1	3	0	1	0	x	7	9	0
WP — Sabathia. LP — Duensing.												
Sabathia, Hughes (7), Coke (8), Chamberlain (8), Rivera (9) and Posada.												
Duensing, Liriano (5), Rauch (7), Mahay (8) and Mauer.												
HR — Jeter, Matsui. T — 3:38. A — 49,464.												

## GAME 2 Friday, October 9 at New York

Minnesota	0	0	0	0	0	1	0	2	0	0	—	3	12	1
New York	0	0	0	0	0	1	0	0	2	0	1	—	4	7
WP — Robertson. LP — Mijares.														
Burnett, Chamberlain (7), Coke (7), Hughes (8), Rivera (9), Aceves (10), Marte (11), Robertson (11) and Molina, Posada (7).														
Blackburn, Mahay (6), Rauch (7), Guerrier (8), Nathan (9), Mijares (10) and Mauer.														
HR — Rodriguez, Teixeira. T — 4:22. A — 50,006.														

## GAME 3 Sunday, October 11 at Minnesota

New York	0	0	0	0	0	0	2	0	2	—	4	7	0
Minnesota	0	0	0	0	1	0	0	0	—	1	7	0	
WP — Pettitte. LP — Pavano. Save — Rivera.													
Pettitte, Chamberlain (7), Hughes (8), Rivera (8) and Posada.													
Pavano, Guerrier (8), Mahay (9), Rauch (9), Mijares (9), Nathan (9) and Mauer.													
HR — Rodriguez, Posada. T — 3:45. A — 54,735.													



# 2010 AMERICAN LEAGUE DIVISION SERIES

TWINS VS. NEW YORK YANKEES

YANKEES:	AVG	G	AB	R	H	2B	3B	HR	RBI	BB	SO	SB
Berkman	.500	1	4	2	2	1	0	1	2	0	1	0
Cano	.333	3	12	3	4	0	1	0	1	0	0	0
Gardner	.200	3	10	1	2	0	0	0	1	1	3	1
Golson	.000	2	0	0	0	0	0	0	0	0	0	0
Granderson	.455	3	11	2	5	1	1	0	3	1	1	1
Jeter	.286	3	14	0	4	0	0	0	1	0	3	1
Posada	.273	3	11	2	3	0	0	0	2	1	4	0
Rodriguez	.273	3	11	1	3	0	0	0	1	1	2	1
Swisher	.333	3	12	3	4	2	0	1	1	1	1	0
Teixeira	.308	3	13	2	4	1	0	1	3	1	2	0
Thames	.286	2	7	1	2	0	0	1	2	1	1	0
<b>Totals</b>	<b>.314</b>	<b>3</b>	<b>105</b>	<b>17</b>	<b>33</b>	<b>5</b>	<b>2</b>	<b>4</b>	<b>17</b>	<b>7</b>	<b>18</b>	<b>4</b>

Pitchers:	W	L	ERA	G	GS	CG	SHO	SV	IP	H	R	ER	BB	SO
Hughes	1	0	0.00	1	1	0	0	0	7.0	4	0	0	1	6
Logan	0	0	0.00	2	0	0	0	0	1.0	1	0	0	0	0
Pettitte	1	0	2.57	1	1	0	0	0	7.0	5	2	2	2	4
Rivera	0	0	0.00	3	0	0	0	2	3.1	2	0	0	0	1
Robertson	0	0	0.00	2	0	0	0	0	0.2	0	0	0	0	1
Sabathia	1	0	4.50	1	1	0	0	0	6.0	5	4	3	3	5
Wood	0	0	4.50	3	0	0	0	0	2.0	4	1	1	2	3
<b>Totals</b>	<b>3</b>	<b>0</b>	<b>2.00</b>	<b>3</b>	<b>3</b>	<b>0</b>	<b>0</b>	<b>2</b>	<b>27.0</b>	<b>21</b>	<b>7</b>	<b>6</b>	<b>8</b>	<b>20</b>

TWINS:	AVG	G	AB	R	H	2B	3B	HR	RBI	BB	SO	SB
Cuddyer	.182	3	11	1	2	1	0	1	2	0	4	0
Hardy	.100	3	10	0	1	1	0	0	0	0	2	0
Hudson	.333	3	12	2	4	0	0	1	2	0	2	0
Kubel	.000	3	8	0	0	0	0	0	0	3	2	0
Mauer	.250	3	12	0	3	0	0	0	0	1	3	0
Repko	.000	1	0	0	0	0	0	0	0	0	0	0
Span	.308	3	13	0	4	0	0	0	0	0	0	0
Thome	.100	3	10	2	1	0	0	0	0	2	3	0
Tolbert	.000	1	0	0	0	0	0	0	0	0	0	0
Valencia	.222	3	9	1	2	1	0	0	2	1	3	0
Young	.333	3	12	1	4	0	1	0	0	1	1	0
<b>Totals</b>	<b>.216</b>	<b>3</b>	<b>97</b>	<b>7</b>	<b>21</b>	<b>3</b>	<b>1</b>	<b>2</b>	<b>6</b>	<b>8</b>	<b>20</b>	<b>0</b>

Pitchers:	W	L	ERA	G	GS	CG	SHO	SV	IP	H	R	ER	BB	SO
Baker	0	0	3.86	1	0	0	0	0	2.1	3	1	1	0	2
Capps	0	0	9.00	1	0	0	0	0	1.0	2	1	1	0	0
Crain	0	1	54.00	1	0	0	0	0	0.1	3	2	2	0	0
Duensing	0	1	13.50	1	1	0	0	0	3.1	7	5	5	1	1
Fuentes	0	0	0.00	2	0	0	0	0	2.2	1	0	0	0	2
Guerrier	0	0	0.00	2	0	0	0	0	1.2	1	0	0	1	2
Liriano	0	0	6.35	1	1	0	0	0	5.2	6	4	4	3	7
Mijares	0	0	0.00	3	0	0	0	0	1.1	0	0	0	1	0
Pavano	0	1	6.00	1	1	0	0	0	6.0	10	4	4	1	3
Rauch	0	0	0.00	2	0	0	0	0	1.2	0	0	0	0	1
<b>Totals</b>	<b>0</b>	<b>3</b>	<b>5.88</b>	<b>3</b>	<b>3</b>	<b>0</b>	<b>0</b>	<b>0</b>	<b>26.0</b>	<b>33</b>	<b>17</b>	<b>17</b>	<b>7</b>	<b>18</b>

## GAME 1 Wednesday, October 6 at Minnesota

New York 0 0 0 0 0 4 2 0 0 — 6 9 0

Minnesota 0 2 1 0 0 1 0 0 — 4 8 0

WP — Sabathia. LP — Crain. Save — Rivera.

Sabathia, Logan (7), Robertson (7), Wood (8), Rivera (8) and Posada.

Liriano, Mijares (6), Crain (7), Fuentes (7), Rauch (9) and Mauer.

HR — Cuddyer, Teixeira. T — 3:47. A — 42,032.

## GAME 2 Thursday, October 7 at Minnesota

New York 0 0 0 1 1 0 2 0 1 — 5 12 0

Minnesota 0 1 0 0 0 1 0 0 — 2 6 0

WP — Pettitte. LP — Pavano. Save — Rivera.

Pettitte, Wood (8), Rivera (9) and Posada.

Pavano, Mijares (7), Rauch (7), Guerrier (8), Capps (9) and Mauer.

HR — Berkman, Hudson. T — 2:59. A — 42,035.

## GAME 3 Saturday, October 9 at New York

Minnesota 0 0 0 0 0 0 0 1 0 — 1 7 0

New York 0 1 1 3 0 0 1 0 x — 6 12 0

WP — Hughes. LP — Duensing.

Hughes, Wood (8), Logan (8), Robertson (8), River (9) and Posada.

Duensing, Guerrier (4), Baker (5), Mijares (7), Fuentes (8) and Mauer.

HR — Thames, Swisher. T — 3:06. A — 50,840.

# TWINS POSTSEASON LEADERS

## BATTING

[MINIMUM OF 30 AT-BATS]

### BATTING AVERAGE

.344	Steve Lombardozzi.....	1987
.338	Michael Cuddyer.....	2002, 03, 04, 06, 09, 10
.333	Brian Harper.....	1991
.326	Chuck Knoblauch.....	1991
.314	Tony Oliva.....	1965, 69, 70

### AT-BATS

104	Dan Gladden.....	1987, 91
97	Kirby Puckett.....	1987, 91
91	Kent Hrbek.....	1987, 91
89	Greg Gagne.....	1987, 91
80	Torii Hunter.....	2002, 03, 04, 06

### HITS

30	Kirby Puckett.....	1987, 91
29	Dan Gladden.....	1987, 91
25	Michael Cuddyer.....	2002, 03, 04, 06, 09, 10
24	Torii Hunter.....	2002, 03, 04, 06
19	Greg Gagne.....	1987, 91

### HOME RUNS

5	Kirby Puckett.....	1987, 91
4	Greg Gagne.....	1987, 91
3	Harmon Killebrew.....	1965, 69, 70
	Tony Oliva.....	1965, 69, 70
	Gary Gaetti.....	1987
	Kent Hrbek.....	1987, 91
	Torii Hunter.....	2002, 03, 04, 06

### WALKS

14	Harmon Killebrew.....	1965, 69, 70
11	Kent Hrbek.....	1987, 91
9	Dan Gladden.....	1987, 91
8	Tom Brunansky.....	1987
	Kirby Puckett.....	1987, 91

## PITCHING

[MINIMUM 10 INNINGS]

### WINS

4	Jack Morris.....	1991
3	Bert Blyleven.....	1970, 87
	Frank Viola.....	1987
2	Mudcat Grant.....	1965
	Brad Radke.....	2002, 03, 04

### LOSSES

3	Jim Kaat.....	1965, 70
	Brad Radke.....	2002, 03, 04, 06
	Johan Santana.....	2002, 03, 04, 06
2	Kyle Lohse.....	2002, 03, 04
	Rick Reed.....	2002, 03
	Carl Pavano.....	2009, 10

### INNINGS PITCHED

36.1	Jack Morris.....	1991
35.0	Brad Radke.....	2002, 03, 04, 06
34.0	Johan Santana.....	2002, 03, 04, 06
31.1	Frank Viola.....	1987
28.1	Bert Blyleven.....	1970, 87

### WALKS

10	Jack Morris.....	1991
	Johan Santana.....	2002, 03, 04, 06
9	Dave Boswell.....	1965, 69
	Scott Erickson.....	1991
8	Frank Viola.....	1987
	David West.....	1991
	Brad Radke.....	2002, 03, 04, 06

### GAMES

24	Greg Gagne.....	1987, 91
	Dan Gladden.....	1987, 91
	Kent Hrbek.....	1987, 91
	Kirby Puckett.....	1987, 91
22	Michael Cuddyer.....	2002, 03, 04, 06, 09, 10

### RUNS

17	Dan Gladden.....	1987, 91
16	Kirby Puckett.....	1987, 91
15	Torii Hunter.....	2002, 03, 04, 06
12	Greg Gagne.....	1987, 91
10	Tom Brunansky.....	1987
	Kent Hrbek.....	1987, 91

### DOUBLES

8	Torii Hunter.....	2002, 03, 04, 06
6	Dan Gladden.....	1987, 91
5	Tony Oliva.....	1965, 69, 70
	Greg Gagne.....	1987, 91
	Jacque Jones.....	2002, 03, 04

### RUNS BATTED IN

16	Kirby Puckett.....	1987, 91
15	Dan Gladden.....	1987, 91
12	Kent Hrbek.....	1987, 91
11	Tom Brunansky.....	1987
10	Greg Gagne.....	1987, 91

### STRIKEOUTS

23	Jacque Jones.....	2002, 03, 04
22	Greg Gagne.....	1987, 91
21	Corey Koskie.....	2002, 03, 04
18	Michael Cuddyer.....	2002, 03, 04, 06, 09, 10
17	Kirby Puckett.....	1987, 91

### GAMES STARTED

6	Brad Radke.....	2002, 03, 04, 06
5	Jack Morris.....	1991
	Johan Santana.....	2002, 03, 04, 06
	Frank Viola.....	1987
4	Bert Blyleven.....	1970, 87
	Jim Kaat.....	1965, 70
	Kevin Tapani.....	1991

### ERA

1.35	Dave Boswell.....	1965, 69
1.65	Eric Milton.....	2002, 03
2.23	Jack Morris.....	1991
2.70	Jeff Reardon.....	1987
2.74	Mudcat Grant.....	1965

### SAVES

5	Rick Aguilera.....	1991
3	Jeff Reardon.....	1987
	Eddie Guardado.....	2002, 03
1	Juan Berenguer.....	1987
	Joe Nathan.....	2004

### STRIKEOUTS

32	Johan Santana.....	2002, 03, 04, 06
25	Frank Viola.....	1987
23	Bert Blyleven.....	1970, 87
22	Jack Morris.....	1991
17	Brad Radke.....	2002, 03, 04, 06



MINNESOTA TWINS 2016 SCHEDULE TWINSBASEBALL.COM 612 33-TWINS

SUN MON TUE WED THU FRI SAT

					1	2
3	4	5	6	7	8	9
	2:05 BAL		6:05 BAL	6:05 BAL	7:15 KC	TBD KC
10	11	12	13	14	15	16
1:15 KC	3:10 CWS		7:10 CWS	12:10 CWS	7:10 LAA	TBD LAA
17	18	19	20	21	22	23
1:10 LAA	7:10 MIL	12:10 MIL	7:10 MIL	12:10 MIL	6:05 WAS	12:05 WAS
24	25	26	27	28	29	30
12:35 WAS	7:10 CLE	7:10 CLE	7:10 CLE		7:10 DET	TBD DET

APRIL

SUN MON TUE WED THU FRI SAT

			1	2	3	4
			2:35 OAK	7:10 TB	7:10 TB	TBD TB
5	6	7	8	9	10	11
1:10 TB		7:10 MIA	7:10 MIA	7:10 MIA	7:10 BOS	TBD BOS
12	13	14	15	16	17	18
1:10 BOS	9:05 LAA	9:05 LAA	9:05 LAA	7:10 NYY	7:10 NYY	TBD NYY
19	20	21	22	23	24	25
1:10 NYY		7:10 PHI	7:10 PHI	12:10 PHI	6:05 NYY	TBD NYY
26	27	28	29	30		
TBD NYY		7:10 CWS	7:10 CWS	1:10 CWS		

JUNE

SUN MON TUE WED THU FRI SAT

			1	2	3	4
			6:10 CLE	6:10 CLE	6:10 CLE	11:10 CLE
7	8	9	10	11	12	13
12:10 TB	7:10 HOU	7:10 HOU	7:10 HOU	12:10 HOU	7:10 KC	TBD KC
14	15	16	17	18	19	20
1:10 KC		6:10 ATL	6:10 ATL	7:15 KC	7:15 KC	TBD KC
21	22	23	24	25	26	27
1:15 KC		7:10 DET	7:10 DET	12:10 DET	6:07 TOR	12:07 TOR
28	29	30	31			
12:07 TOR	6:10 CLE	6:10 CLE	6:10 CLE			

AUGUST

SUN MON TUE WED THU FRI SAT

				1	2	3
				7:10 CWS	7:10 CWS	TBD CWS
4	5	6	7	8	9	10
1:10 CWS	1:10 KC	7:10 KC	7:10 KC		7:10 CLE	TBD CLE
11	12	13	14	15	16	17
1:10 CLE	6:08 DET	6:08 DET	6:08 DET	12:08 DET	6:10 NYY	6:10 NYY
18	19	20	21	22	23	24
		7:10 DET	7:10 DET	7:10 DET	7:10 SEA	TBD SEA
25	26	27	28	29	30	1
1:10 SEA		6:15 KC	6:15 KC	6:15 KC	7:10 CWS	6:10 CWS
2						
1:10 CWS						

SEPT./OCT.

JULY

SUN MON TUE WED THU FRI SAT

					1	2
					7:10 TEX	TBD TEX
3	4	5	6	7	8	9
1:10 TEX	1:10 OAK	7:10 OAK	12:10 OAK	7:05 TEX	7:05 TEX	7:05 TEX
10	11	12	13	14	15	16
2:05 TEX	★ ALL STAR BREAK ★ ★ SAN DIEGO PADRES ★				7:10 CLE	TBD CLE
17	18	19	20	21	22	23
1:10 CLE	6:08 DET	6:08 DET	12:08 DET	6:10 BOS	6:10 BOS	TBD BOS
24	25	26	27	28	29	30
12:35 BOS		7:10 ATL	7:10 ATL		7:10 CWS	TBD CWS
31						
1:10 CWS						

MAY

SUN MON TUE WED THU FRI SAT

1	2	3	4	5	6	7
1:10 DET	7:10 HOU	7:10 HOU	7:10 HOU		7:10 CWS	6:10 CWS
8	9	10	11	12	13	14
1:10 CWS	7:10 BAL	7:10 BAL	7:10 BAL		6:10 CLE	3:10 CLE
15	16	17	18	19	20	21
12:10 CLE	6:08 DET	6:08 DET	12:08 DET	7:10 TOR	7:10 TOR	TBD TOR
22	23	24	25	26	27	28
1:10 TOR	7:10 KC	7:10 KC	12:10 KC		9:10 SEA	9:10 SEA
29	30	31				
3:10 SEA	3:05 OAK	9:05 OAK				

Home Games

All games on Go 96.3 and Treasure Island Baseball Network.  
All times Central. Schedule subject to change.



