

# 2014 SEASON SUMMARY



# TABLE OF CONTENTS

American League Central History .....	40
At a Glance, Twins .....	154
Attendance Summary .....	166
Baseball Terminology, Misc. ....	57
Batting Data:	
Final Stats, 2014 .....	146
Home Runs, Twins, 2014 .....	151
Home Runs By Position .....	151
Multi-Hit/Multi-RBI Games .....	161
Scoring By Inning, 2014 .....	155
Starting Lineup By Batting Order/Position .....	164
Blown Leads .....	157
Bios:	
Coaches .....	13-23
Players, 2014 Twins .....	27-141
Pohlad, Jim .....	5
Ryan, Terry .....	6
St. Peter, Dave .....	5
Trainers and Clubhouse Men .....	24-25
Clinching Dates, Twins .....	200
Club Directory .....	2-4
Club Stats, Twins .....	145
Come From Behind Wins .....	157
Computing Baseball Statistics .....	107
Day-By-Day, Twins, 2014 .....	148-150
Disabled List, Twins, 2014 .....	158
Doubleheader Info .....	154
Extra-Inning Games .....	156
Fielding, Twins 2014 Individual .....	147
Highs and Lows, Twins .....	155
How the 2014 Twins Were Built .....	118
Interleague, 2014 .....	184
Last At-Bat, Games Decided In .....	156
Miscellaneous Baseball Terminology .....	57
Milestone Wins .....	59
Minor Leagues:	
Affiliates Stats .....	188-194
Awards, 2014 .....	186 & 196
Draft, Twins 2014 .....	195
Recaps .....	187
Monthly Stats, and Pre-ASG/Post-ASG Stats .....	158-165
Opponents, 2014 .....	167-184
Active Opposition vs. Twins .....	183
Outfield Assists .....	157
Owners, Presidents and General Managers .....	6

Pitching Data:	
Bullpen Info .....	159
Final Stats, 2014 .....	146
Starters Info .....	163
Postseason .....	197-216
Qualifying Numbers .....	33
Record By Decade, Twins/Senators .....	29
Record When Scoring, 2014 .....	160
Roberto Clemente Award .....	94
Rookies Used .....	72
Rookie Qualification .....	100
Roster, Twins 40-Man .....	26
Schedule, 2015 .....	Inside Back Cover
Standings, Final Major League .....	144
Trades, Last Trade With .....	142
Transactions, 2014 Twins .....	152-154
Walk-Off Victories .....	165

## SEASON SUMMARY SECTIONS:

Front Office Directory/Bios .....	2-6
All-Star Game History .....	7-12
Coaches and Staff .....	13-26
Player Bios .....	27-118
Players Who Did Not Finish With Twins .....	119-142
Statistics .....	143-166
Opponents .....	167-184
Minor Leagues .....	185-196
Postseason .....	197-216



## MINNESOTA TWINS 2014 SEASON SUMMARY

The 2014 Minnesota Twins Season Summary was researched, written and edited by Dustin Morse, Mitch Hestad, Mike Kennedy, Andrew Heydt, Brace Hemmelgarn, Amanda Rodriguez, Patrick Stumpf and Erik Bremer and is based on information available through October 15, 2014. All statistics were provided by Major League Baseball and are considered unofficial. Images courtesy of Bruce Kluckhohn, Brace Hemmelgarn and Getty Images. Special thanks to the Elias Sports Bureau. The information contained herein is copyrighted and prepared for the use of members of the print and broadcast media. Those wishing to use any of the enclosed material for commercial purposes should contact the Minnesota Twins Baseball Communications department.

# MINNESOTA TWINS BASEBALL CLUB

## TARGET FIELD®

1 Twins Way

Minneapolis, MN 55403

Telephone (612) 659-3400

Ticket Information: (612) 33-TWINS or 1-800-33-TWINS

twitter.com/twins • facebook.com/twins • www.twinsbaseball.com



## MINNESOTA TWINS BASEBALL CLUB

### EXECUTIVE BOARD

Bill Pohlad

Bob Pohlad

Jim Pohlad

Dave St. Peter

### ADMINISTRATION

Chief Executive Officer .....	Jim Pohlad
President .....	Dave St. Peter
Executive Vice President, General Manager .....	Terry Ryan
Executive Vice President, Business Development .....	Laura Day
Executive Vice President, Business Administration/Chief Financial Officer .....	Kip Elliott
Executive Vice President, Northern Lights Broadcasting .....	Joe Pohlad
Senior Vice President, Operations .....	Matt Hoy
Vice President, Assistant General Manager .....	Rob Antony
Vice President, Technology .....	John Avenson
Vice President, Ticket Sales and Service .....	Mike Clough
Vice President, Human Resources/Diversity .....	Raenell Dorn
Vice President, Ticket Operations .....	Paul Froehle
Vice President, General Counsel .....	Mary Giesler
Vice President, Brand Marketing .....	Nancy O'Brien
Vice President, Player Personnel .....	Mike Radcliff
Assistant to the President and General Manager .....	Bill Smith
Senior Director, Ballpark Development and Planning .....	Dan Starkey
Executive Assistants .....	Danielle Berg, Joan Boeser, Lynette Gittins
Special Assistants .....	Bert Blyleven, Rod Carew, Kent Hrbek, Jack Morris, Tony Oliva

### BASEBALL OPERATIONS

Special Assistants to General Manager .....	Tom Kelly, Wayne Krivsky
Director, Minor League Operations .....	Brad Steil
Director, Scouting .....	Deron Johnson
Director, Team Travel .....	Mike Herman
Minor League Field Coordinator .....	Joel Lepel
Pro Scouting Coordinator .....	Vern Followell
Manager, Major League Administration and Baseball Research .....	Jack Goin
Senior Manager, Minor League Administration .....	Kate Townley
Senior Manager, Scouting and International Administration .....	Amanda Daley
Senior Manager, Florida Operations .....	Brian Maloney
Administrative Assistant to the General Manager .....	Lizz Downey
Administrative Assistant to Scouting .....	Rafael Yanez
Coordinator of Baseball Research .....	Andrew Ettel
Baseball Operations Assistant .....	Nick Beauchamp

### BASEBALL COMMUNICATIONS

Director, Baseball Communications and Player Relations .....	Dustin Morse
Manager, Baseball Communications .....	Mitch Hestad
Coordinator, Baseball Communications and Publications .....	Mike Kennedy
Coordinator, Player Relations and Media Services .....	Andrew Heydt
Team Photographer .....	Brace Hemmelgarn
Team Curator .....	Clyde Doepner

### COMMUNITY RELATIONS

Senior Director, Community Relations .....	Bryan Donaldson
Manager, Community Relations .....	Stephanie Johnson
Manager, Community Programs .....	Josh Ortiz
Coordinator, Community Relations .....	Gloria Westerdahl

## CORPORATE COMMUNICATIONS AND BROADCASTING

Senior Director, Corporate Communications and Broadcasting.....	Kevin Smith
Director, Corporate and Digital Communications .....	Chris Iles
Coordinator, Social Media.....	Keith Beise
Radio Network Executive Producer.....	Mark Genosky
Radio Network Play-by-Play.....	Cory Provus
Radio Network Play-by-Play/Analyst.....	Dan Gladden
Radio Network Studio Host/Play-by-Play .....	Kris Atteberry
Radio Network/Television Analyst .....	Jack Morris
Radio Engineer.....	Kyle Hammer
Television Play-by-Play.....	Dick Bremer
Television Analyst.....	Bert Blyleven
Spanish Radio Play-by-Play .....	Alfonso Fernandez
Spanish Radio Analyst .....	Tony Oliva

## CORPORATE PARTNERSHIPS

Senior Director, Corporate Partnerships .....	Jeff Jurgella
Senior Account Executives .....	Doug Beck, Karen Cleary, Chad Jackson, Jordan Woodcroft
Manager, Client Services.....	Amelia Johnson
Coordinator, Client Services .....	Ann Kincaid, Joe Morin, Kayleen Tecker
Coordinator, Broadcast Traffic and Service .....	Amy Johnson

## MARKETING

Director, Diversity Marketing .....	Miguel Ramos
Senior Manager, Marketing and Promotions .....	Julie Okland
Manager, Advertising .....	Will Delaney
Coordinator, Brand Marketing .....	Elma Avila
Senior Manager, Business Intelligence and Analytics.....	Brandon Johnson
Manager, Marketing Communications.....	Beth Vail Palm
Analyst, Database Marketing .....	David Kingery
Coordinator, Database Marketing Analytics.....	Jeffrey Yang
Mascot Supervisor.....	Greg Wilfahrt

## TWINS PRODUCTIONS

Senior Manager, Twins Productions .....	Sam Henschen
Manager, Creative Services .....	Matt Semke
Manager, Video.....	Jim Diehl
Engineer, Broadcast Coordinator .....	Tom Brower
Public Address Announcer .....	Adam Abrams

## TICKET SALES AND SERVICE

Director, Suite and Premium Seat Sales and Service.....	Scott O'Connell
Director, Season Sales and Service.....	Eric Hudson
Director, Group Ticket Sales and Service .....	Rob Malec
Manager, New Business Development and Service.....	Craig Gumz
Manager, Season Business Retention and Service .....	P.J. Williams
Senior Account Executive Season Ticket Sales and Service .....	Andrea Kjesbo
Senior Account Executive Group Ticket Sales and Service .....	Todd Krulwich
Season Ticket Sales and Service Executives .....	Katelyn Culverson, Brittany Kennedy, Alex Hover, Cory Johnson, Bryan Sowiewa, Dan Strong
Group Ticket Sales and Service Executives.....	Luis Breazeale, Phil McMullen, Landon Oldenburger, Andrew Reichert
Coordinator, Premium Sales and Service.....	Barbara Nordstrom
New Business Development Representatives .....	Nick Corcoran, Col Erlandson, Jake Langer, Joe Long, Justin Long, Vanessa Medina, Nick Sarnicki, Leah Vierzba, Steven Wert
Ticket Sales Coordinators .....	Kaitlyn Auer, Jessica Glomstad, Anna Johnson, Brittany Kamrath

## TARGET FIELD EVENTS

Director, Target Field Events and Tours .....	David Christie
Coordinators, Target Field Events.....	Abby Andvik, Jessica Dooley
Coordinator, Ballpark and Educational Tours .....	Rick Olson

## FINANCE & PROCUREMENT

Senior Director, Finance.....	Andy Weinstein
Senior Manager, Ticket Accounting.....	Jerry McLaughlin
Senior Manager, Accounting.....	Lori Windschitl
Senior Manager, Financial Planning and Analysis.....	Mike Kramer

Accounts Payable .....	Amy Fong-Christianson
Accountant .....	Lyndsey Taylor
Senior Director, Procurement .....	Bud Hanley
Manager, Procurement .....	Mike Sather
Administrative Assistant .....	Ka Her

## TECHNOLOGY

Senior Director, Technology .....	Wade Navratil
Manager, Technology Infrastructure .....	Tony Persio
Administrator, Infrastructure Systems .....	Brent Hildebrandt
Technology Operations Specialist .....	Ryan Schmit
Manager, Business Systems .....	Shelley Andrew
Programmer, Business Systems Analyst .....	Purvi Mehta
Data Engineer .....	Jason Neubauer

## HUMAN RESOURCES

Director, Payroll .....	Lori Beasley
Director, Benefits .....	Leticia Silva
Human Resources Generalist .....	Holly Corbin
Coordinator, Payroll and Benefits .....	Courtney Zakrzewski

## BALLPARK OPERATIONS

Senior Director, Ballpark Operations .....	Dave Horsman
Senior Director, Facilities .....	Gary Glawe
Director, Guest Services .....	Patrick Forsland
Head Groundskeeper .....	Larry DiVito
Manager, Field Maintenance .....	Jared Alley
Manager, Grounds .....	Al Kuehner
Grounds Crew Foreman .....	Ryan Rowland
Senior Manager, Ballpark Maintenance .....	Dana Minion
Maintenance Mechanics .....	Dan Deephouse, Matthew Fox, Aaron Goldenstein, Sean Grady, Ryan Rikkola
Maintenance Mechanic/Master Electrician .....	Rich Brown
Maintenance Mechanic/Painter .....	Matthew Saros
Senior Manager, Ballpark Operations .....	John McEvoy
Senior Manager, Premium Services .....	Jeffrey Kroll
Manager, Guest Services .....	Katie Van Der Linden
Manager, Building Security .....	Jeff Reardon
Manager, Event Security .....	Dick Dugan
Coordinator, Office Services .....	Josh Fallin
Administrative Assistant .....	Venika Streeter
Receptionist .....	Tina Flowers

## TICKET OPERATIONS

Director, Box Office .....	Mike Stiles
Manager, Call Center .....	Mark Engstrom
Coordinators, Ticket Operations .....	Ashley Geldert, Colleen Seeker
Coordinator, Ticket/Vault Services .....	Randy Tran
Coordinator, Call Center Operations .....	Chris Frogge
Manager, Florida Business Operations .....	Mark Weber

## CLUBHOUSE

Equipment Manager .....	Rod McCormick
Assistant Manager, Home Clubhouse .....	Tim Burke
Visiting Clubhouse Manager .....	Jason Lizakowski
Director, Major League Video .....	Sean Harlin

## MEDICAL STAFF

Director, Medical Services .....	Dr. John A. Steubs
Orthopedic Physicians .....	Dr. Diane Dahm, Dr. Pearce McCarty
Internal Medicine Physicians .....	Dr. Vijay Eyunni, Dr. Tom Jetzer, Dr. Amy Beacom
Employee Assistance Program Physician .....	Dr. Jon Hallberg
Peak Performance Director .....	Dr. Rick Aberman
Head Athletic Trainer .....	Dave Pruemer
Assistant Athletic Trainer .....	Tony Leo
Assistant Athletic Trainer and Rehab Coordinator .....	Lanning Tucker
Strength and Conditioning Coordinator .....	Perry Castellano



## JIM POHLAD

CHIEF EXECUTIVE OFFICER



Chief Executive Officer Jim Pohlad completed his 31st season with the Minnesota Twins. He is an original member of the Twins Executive Board and has owned a minority interest in the team since 2005. Jim provides leadership to the Minnesota Twins front office on behalf of the Pohlad family in several capacities, including decisions related to baseball and business, as well as long-term strategic planning. Jim worked with his father, the late Carl Pohlad, for more than 10 years to obtain funding for the new ballpark. The Pohlad family has owned the Minnesota Twins since 1984.

In addition to his position with the Minnesota Twins, Jim currently holds various leadership roles throughout the Pohlad Companies, including Marquette Financial Companies, Twins Sports Inc., Northern Lights Broadcasting, United Properties and the

Pohlad Family Investment Group. He also serves on several committees for Major League Baseball.

Jim's civic engagements include work on behalf of organizations and programs that support the well-being and interests of children and families in the Twin Cities and surrounding communities. He currently serves on the board of the Pohlad Family Foundation. In past years, he has supported and provided leadership to the Greater Twins Cities United Way, Minneapolis Institute of Arts, the Greater Minneapolis Chamber of Commerce, The Minneapolis Foundation and Park Nicollet Health Services and Melrose Institute.

Jim resides with his family in Minneapolis. He holds a degree in Business Administration from the University of Southern California and is a certified public accountant.



## DAVE ST. PETER

PRESIDENT



Dave St. Peter was named the fourth president in Minnesota Twins history on November 26, 2002. He oversees the team's day-to-day operations, strategic planning and interaction with Major League Baseball. In addition to his role with the baseball team, St. Peter oversees the franchise's sister company—Northern Lights Broadcasting—which includes 96.3 KTWN-FM, the Twins flagship radio affiliate.

St. Peter played a central role in the approval, design, construction and opening of Target Field, which was named 2011 Sports Facility of the Year by the *Sports Business Journal/Sports Business Daily*. He also recently oversaw the team's effort to secure the Major League Baseball All-Star Game, which was played at Target Field in July of 2014.

At age 47, St. Peter completed his 25th year with the Twins. He joined the organization in 1990 and held a variety of positions including Vice President of Corporate Communications. He was named Senior Vice President of Business Affairs in February of 1999 and assembled a sales and marketing team which helped increase attendance nine of the past 14 seasons. In 2010, the Twins established a new single-season franchise attendance record by attracting more than 3.2 million fans to Target Field and the club was recognized by ESPN as having the best stadium experience in all of professional sports. St. Peter's leadership has been integral in the team's growing corporate partnership base; development of the "Magic Moments" customer service initiative; the "Go Twins, Go Green" environmental stewardship platform; the expanded Twins Radio Network; aggressive community outreach; and enhanced alumni involvement—including creation of the Twins Hall of Fame.

St. Peter has been part of a leadership team helping the franchise win six American League Central Division championships (2002-04, '06 and '09-10). During St. Peter's leadership tenure, the Twins have twice been named "Organization of the Year" by *Baseball America* (2002 and '04). In 2006, the entire Twins organization was recognized as the Minneapolis Star Tribune's "Sports Person of the Year." The franchise received the Atlanta Sports Council's Horizon Award (2002) as the Professional Sports Organization of the Year while the Twins Community Fund was a 2000 recipient of the Greater Minneapolis Chamber of Commerce's Quality of Life Award and a 2006 recipient of a Project Evergreen Award. Three of the past four years (2010, '12 and '13) the Twins have been honored by the Star Tribune as one of the "Top 100" workplaces in the state of Minnesota. In 2011, the Twins were the recipient of the Minneapolis Park and Recreation Board's "Living the Dream" Award. St. Peter has also been named to the Street and Smith's *Sports Business Journal* and *Minneapolis-St. Paul Business Journal*'s "Forty under 40" lists.

In the community, St. Peter serves on the board of the Minnesota Twins Community Fund, Ronald McDonald House Charities of the Upper Midwest, the Minnesota Chapter of Positive Coaching Alliance, YMCA of the Greater Twin Cities, Meet Minneapolis, and the 2015 National Senior Bowl Games.

St. Peter was born in Bismarck, North Dakota, and graduated from the University of North Dakota in 1989. Dave, son Jack and twin sons Eric and Ben, make their home in Chanhassen, MN.



## TERRY RYAN

EXECUTIVE VICE PRESIDENT, GENERAL MANAGER



Terry Ryan was named Executive Vice President/General Manager on November 7, 2011, after spending the previous four seasons as a Special Assistant to General Manager Bill Smith (2008-11). He was originally named as the fourth General Manager in Minnesota Twins history on September 13, 1994, holding that position until stepping down following the 2007 season. Ryan is responsible for the team the Twins put on the field and oversees the coaching staff and entire baseball department, including team travel and baseball communications.

Ryan began his professional career with the Twins in 1972 after being drafted in the 35th round out of Parker High School in Janesville, WI. He pitched in the Twins minor league system for four seasons, posting a 14-3 record, including 10-0 in 1973, before an arm injury cut his career short. In 1975, he enrolled at the University of Wisconsin-Madison and graduated

with a degree in Physical Education in 1979.

Ryan returned to baseball in 1980 as Midwest Scouting Supervisor for the New York Mets, a position he held for six years before being named Scouting Director for the Twins in January 1986. He was recognized by Topps in 1998 with the "Advancement Through the Game Award." Prior to his first tenure as General Manager, Ryan served as the Vice President of Player Personnel, a position he assumed at the end of the 1991 season. In that role, Ryan was responsible for scouting and evaluating all talent at the major league level and assisting in personnel decisions. Ryan was also responsible for signing all major league players with less than three years of major league service.

In addition to his duties with the Twins, Ryan was appointed to the Commissioner's Special Committee for On-Field Matters in December of 2009, as well as being a member of the Major League Baseball Playing Rules Committee since 2005. He has also served on the Arizona Fall League (AFL) Steering Committee since 2005, a position he also held in 1997-98. In 2009, Ryan was the recipient of the AFL's Roland Hemond Award, which is presented annually to a baseball executive in recognition of at least 15 years of outstanding service to the AFL and professional baseball in a key leadership capacity. In 2013, he was awarded the George Genovese Lifetime Achievement Award in Scouting from the Professional Baseball Scouts Foundation, as well as the Roland Hemond Award, voted upon by SABR, recognizing a baseball executive that demonstrates a lifetime commitment to professional baseball scouts and scouting, and player development history.

Through the efforts of Ryan and his staff the Twins won the American League Central Division title in four of his last nine years as the General Manager (2002-04 and 06). He has twice been named *Sporting News* Executive of the Year (2002 and '06), and was also named *Baseball America's* Major League Executive of the Year in 2004. The Negro Leagues Baseball Museum honored Ryan with the Andrew "Rube" Foster Legacy Award as American League Executive of the Year in 2004, and again in '06. In 2002, the Twins were named Organization of the Year by *Baseball America* (also in '04), USA Today and Sportsticker.

Terry and his wife Karilyn have two children, Tim (daughter-in-law Tara) and Kathleen, and reside in Eagan, MN.

### TWINS OWNERSHIP, PRESIDENTS & GENERAL MANAGERS

#### OWNERSHIP


Carl R. Pohlad Family, 1984-present  
Calvin R. Griffith Family, 1961-84

#### PRESIDENTS

Dave St. Peter, 2002-present  
Jerry Bell, 1987-2002  
Howard Fox, 1984-87  
Calvin Griffith, 1961-84

#### GENERAL MANAGERS

Terry Ryan, 1994-2007, 2011-present  
Bill Smith, 2007-11  
Andy MacPhail, 1986-94  
Howard Fox, 1985-86  
Calvin Griffith, 1961-84



2014  
**ALL★STAR**  
**GAME**

**ALL-STAR GAME**





# TARGET FIELD AND THE ★ 85<sup>th</sup> All-Star Game ★



The Minnesota Twins hosted Major League Baseball's All-Star Game in 2014, marking the third time as the host city to one of Major League Baseball's jewel events.

All-Star game events began at the Minneapolis Convention Center on July 11, where the T-Mobile FanFest took place for five days. On July 13, events included the MLB All-Star Charity 5-K & Fun Run, Taco Bell All-Star & Celebrity Softball Game and the SiriusXM Futures Game, where Jose Berrios, Alex Meyer and Kennys Vargas represented the Twins organization. July 14 featured the State Farm Home Run Derby, won by Oakland's Yoenis Cespedes. Brian Dozier represented the Twins, hitting two home runs while former Twin Justin Morneau participated in his third career Home Run Derby. Major League Baseball's 85th All-Star Game took place on July 15, which signified Yankee shortstop Derek Jeter's 14th and final All-Star Game. Jeter went 2-for-2, recording the game's first hit and run in the first inning. The Angels' Mike Trout earned the MVP Award, going 2-for-3 with two RBI and a run scored. The Twins were represented by catcher Kurt Suzuki and closer Glen Perkins, who combined to pitch and catch the ninth inning, giving Perkins the save in the American League's 5-3 victory. The game was played in front of 41,048, while attendance for the three days of events at Target Field was 121,169.

## TWINS HOME RUN DERBY PARTICIPANTS

PLAYER	YEAR
Tom Brunansky	1985
Gary Gaetti	1989
Torii Hunter	2002
Justin Morneau	2007
<b>Justin Morneau</b>	<b>2008</b>
Joe Mauer	2009
Brian Dozier	2014

**Bold** Denotes Home Run Derby Champion

game's only double; Zoilo Versalles; Jimmie Hall; and Jim "Mudcat" Grant, who allowed two runs in 2.0 innings of relief. The game was ultimately decided by a Ron Santo infield single, scoring Willie Mays in the seventh inning. Juan Marichal started for the NL, pitching 3.0 scoreless innings and earned the game's MVP Award. Sandy Koufax was the winning pitcher, Sam McDowell was the loser, Bob Gibson was credited with the save as the game lasted two hours and 45 minutes and was played in front of 46,706.

On July 16, 1985, the Hubert H. Humphrey Metrodome staged the 56th All-Star Game, a 6-1 NL victory that included Hall of Famers Bert Blyleven, George Brett, Wade Boggs, Carlton Fisk, Tony Gwynn, Rickey Henderson, Paul Molitor, Jim Rice, Cal Ripken Jr., Nolan Ryan, Ryne Sandberg, Ozzie Smith and Dave Winfield. The Twins lone representative was Tom Brunansky, who grounded out to short in his only at-bat in a reserve role; he continued on to play one inning in right field. The NL jumped out in front early with a Steve Garvey RBI-single in the second inning and held the lead throughout. LaMarr Hoyt started for the NL, allowing one unearned run in 3.0 innings pitched, earning the win and the game's MVP Award. Detroit's Jack Morris was the AL starter and suffered the loss. The game lasted two hours and 54 minutes and was played in front of 54,960.

The Dome also played host to the first ever All-Star Home Run Derby, including the Twins' own Tom Brunansky, who hit four home runs, good for second most among the 10 participants. Other participants were Jack Clark, Carlton Fisk, Steve Garvey, Eddie Murray, Dale Murphy, Home Run Derby Champion Dave Parker, Jim Rice, Cal Ripken, Jr. and Ryne Sandberg.

Metropolitan Stadium hosted the 1965 All-Star Game on July 13, a 6-5 National League victory that featured 18 Hall of Famers, including Harmon Killebrew, Hank Aaron, Roberto Clemente, Bob Gibson, Sandy Koufax, Mickey Mantle, Juan Marichal, Willie Mays, Frank Robinson and Joe Torre. The Twins were represented by six players, marking the most in club history. The two starters for the Twins included Harmon Killebrew, who played first base and batted third and Earl Battey, who played catcher and batted eighth. Killebrew went 1-for-3 with a two-run homer in the fifth inning off Cincinnati's Jim Maloney. Twins in a reserve role included Tony Oliva, who went 1-for-2 with the

## TWINS FUTURES GAME SELECTIONS

PLAYER	TEAM	YEAR
Oswaldo Arcia, OF	World	2012
Grant Balfour, RHP	World	2001
Jose Berrios, RHP	World	2014
Travis Bowyer, RHP	U.S.	2005
Byron Buxton, OF	U.S.	2013
Michael Cuddyer, IF	U.S.	1999
J.D. Durbin, RHP	U.S.	2003
Matt Garza, RHP	U.S.	2007
Kyle Gibson, RHP	U.S.	2011
Liam Hendriks, RHP	World	2010, 2011
Luke Hughes, IF	World	2008
Jason Kubel, OF	U.S.	2004
Francisco Liriano, LHP	World	2002, 2005
Joe Mauer, C	U.S.	2003
Alex Meyer, RHP	U.S.	2014
Justin Morneau, IF	World	2002, 2004
Trent Oeltjen, OF	World	2006
Michael Restovich, OF	U.S.	2002
Ben Revere, OF	U.S.	2010
Luis Rivas, IF	World	2000
J.C. Romero, LHP	World	1999
Miguel Sano, IF	World	2013
Anthony Slama, RHP	U.S.	2010
Denard Span+, OF	U.S.	2008
Brad Thomas, RHP	World	2000
Matt Tolbert, IF	U.S.	2007
Rene Tosoni, OF	World	2009
Kennys Vargas, 1B/DH	World	2014

+ Did not participate



# ★ 36<sup>th</sup> All-Star Game ★

TUESDAY, JULY 13, 1965 AT METROPOLITAN STADIUM

NATIONAL LEAGUE 6, AMERICAN LEAGUE 5



National .....	3	2	0	0	0	0	1	0	0	—	6	11	0
American .....	0	0	0	1	4	0	0	0	0	—	5	8	0

National	AB	R	H	RBI	American	AB	R	H	RBI
Willie Mays, cf	3	2	1	1	Dick McAuliffe, ss	3	2	2	2
Hank Aaron, rf	5	0	1	0	Sam McDowell, p	0	0	0	0
Willie Stargell, lf	3	2	2	2	Tony Oliva, ph-rf	2	0	1	0
Roberto Clemente, ph-lf	2	0	0	0	Brooks Robinson, B, 3b	4	1	1	0
Dick Allen, 3b	3	0	1	0	Max Alvis, 3b	1	0	0	0
Ron Santo, 3b	2	0	1	1	Harmon Killebrew, 1b	3	1	1	2
Joe Torre, c	4	1	1	2	Rocky Colavito, rf	4	0	1	1
Ernie Banks, 1b	4	0	2	0	Eddie Fisher, p	0	0	0	0
Pete Rose, 2b	2	0	0	0	Joe Pepitone, ph	1	0	0	0
Maury Wills, ss	4	0	1	0	Willie Horton, lf	3	0	0	0
Leo Cardenas, ss	0	0	0	0	Felix Mantilla, 3b	2	0	0	0
Juan Marichal, p	1	1	1	0	Bobby Richardson, 2b	2	0	0	0
Cookie Rojas, ph	1	0	0	0	Vic Davalillo, cf	2	0	1	0
Jim Maloney, p	0	0	0	0	Zoilo Versalles, ss	1	0	0	0
Don Drysdale, p	0	0	0	0	Earl Battey, c	2	0	0	0
Frank Robinson, ph	1	0	0	0	Bill Freehan, c	1	0	1	0
Sandy Koufax, p	0	0	0	0	Mitt Pappas, p	0	0	0	0
Turk Farrell, p	0	0	0	0	Jim 'Mudcat' Grant, p	0	0	0	0
Billy Williams, ph	1	0	0	0	Al Kaline, ph	1	0	0	0
Bob Gibson, p	0	0	0	0	Pete Richert, p	0	0	0	0
					Jimmie Hall, ph-cf	2	1	0	0
<b>Totals</b>	<b>36</b>	<b>6</b>	<b>11</b>	<b>6</b>	<b>Totals</b>	<b>34</b>	<b>5</b>	<b>8</b>	<b>5</b>

LOB — National 7, American 8. 2B — Oliva. HR — Mays, Torre, Stargell, McAuliffe and Killebrew. S — Rose.  
DP — National 1 (Wills, Rose and Banks), American 2 (B. Robinson, Mantilla and Killebrew), (McDowell, Richardson and Killebrew).

## PITCHING

National	IP	H	R	ER	BB	SO	American	IP	H	R	ER	BBSO
Juan Marichal	3.0	1	0	0	0	0	Mitt Pappas	1.0	4	3	3	1 0
Jim Maloney	1.2	5	5	5	2	1	Jim 'Mudcat' Grant	2.0	2	2	2	1 3
Don Drysdale	0.1	0	0	0	0	0	Pete Richert	2.0	1	0	0	0 2
Sandy Koufax (W)	1.0	0	0	0	2	1	Sam McDowell (L)	2.0	3	1	1	1 2
Turk Farrell	1.0	0	0	0	1	0	Eddie Fisher	2.0	1	0	0	0 0
Bob Gibson (S)	2.0	2	0	0	1	3						

WP — Maloney. Umpires — Stevens, Weyer, DiMuro, Williams, Valentine and Kibler.  
T — 2:45. A — 46,706



# ★ 56<sup>th</sup> All-Star Game ★

TUESDAY, JULY 16, 1985 AT H.H.H. METRODOME  
NATIONAL LEAGUE 6, AMERICAN LEAGUE 1



National .....	0	1	1	0	2	0	0	0	2	—	6	9	1
American .....	1	0	0	0	0	0	0	0	0	—	1	5	0

National	AB	R	H	RBI	American	AB	R	H	RBI
Tony Gwynn, lf	1	0	0	0	Rickey Henderson, cf	3	1	1	0
Jose Cruz, lf	1	0	0	0	Paul Molitor, 3b-cf	1	0	0	0
Tim Lincecum, ph-lf	0	1	0	0	Lou Whitaker, 2b	2	0	0	0
Tom Herr, 2b	3	1	1	0	Damaso Garcia, 2b	2	0	1	0
Nolan Ryan, p	1	0	0	0	George Brett, 3b	1	0	0	1
Tony Pena, c	1	0	0	0	Phil Bradley, cf	1	0	0	0
Steve Garvey, 1b	3	0	1	1	Dan Petry, p	0	0	0	0
Jack Clark, 1b	1	0	0	0	Willie Hernandez, p	0	0	0	0
Dale Murphy, cf	3	0	1	0	Eddie Murray, 1b	3	0	0	0
Willie McGee, cf	2	0	1	2	Tom Brunansky, rf	1	0	0	0
Darryl Strawberry, rf	1	2	1	0	Cal Ripken, ss	3	0	1	0
Dave Parker, rf	2	0	0	0	Alan Trammell, ss	1	0	0	0
Graig Nettles, 3b	2	0	0	0	Dave Winfield, rf	3	0	1	0
Tim Wallach, 3b	2	1	1	0	Donnie Moore, p	0	0	0	0
Terry Kennedy, c	2	0	1	1	Wade Boggs, 3b	0	0	0	0
Ozzie Virgil, c	1	0	1	2	Jim Rice, lf	3	0	0	0
Fernando Valenzuela, p	0	0	0	0	Carlton Fisk, c	2	0	0	0
Pete Rose, ph	1	0	0	0	Ernie Whitt, c	0	0	0	0
Jeff Reardon, p	0	0	0	0	Gary Ward, ph	1	0	0	0
Glenn Wilson, ph	1	0	0	0	Rich Gedman, c	1	0	0	0
Rich Gossage, p	0	0	0	0	Jack Morris, p	0	0	0	0
Ozzie Smith, ss	4	0	0	0	Jimmy Key, p	0	0	0	0
LaMarr Hoyt, p	1	0	0	0	Harold Baines, ph	1	0	1	0
Garry Templeton, ph	1	0	1	0	Bert Blyleven, p	0	0	0	0
Ryne Sandberg, 2b	1	1	0	0	Cecil Cooper, ph	0	0	0	0
					Dave Stieb, p	0	0	0	0
					Don Mattingly, 1b	1	0	0	0
<b>Totals</b>	<b>35</b>	<b>6</b>	<b>9</b>	<b>6</b>	<b>Totals</b>	<b>30</b>	<b>1</b>	<b>5</b>	<b>1</b>

GW RBI — Garvey. E — Kennedy. LOB — National 10, American 7. 2B — Herr, Murphy, Wallach and McGee. SB — Henderson, Strawberry, Winfield, Cruz and Garcia. SF — Brett. DP — National 1 (Pena-Sandberg-Reardon-Wallach).

## PITCHING

National	IP	H	R	ER	BB	SO	American	IP	H	R	ER	BB	SO
LaMarr Hoyt (W)	3.0	2	1	0	0	0	Jack Morris (L)	2.2	5	2	2	1	1
Nolan Ryan	3.0	2	0	0	2	2	Jimmy Key	0.1	0	0	0	0	0
Fernando Valenzuela	1.0	0	0	0	1	1	Bert Blyleven	2.0	3	2	2	1	1
Jeff Reardon	1.0	1	0	0	0	1	Dave Stieb	1.0	0	0	0	1	2
Rich Gossage	1.0	0	0	0	1	2	Donnie Moore	2.0	0	0	0	0	1
							Dan Petry	0.1	0	2	2	3	1
							Willie Hernandez	0.2	1	0	0	1	2

WP — Valenzuela. HBP — Strawberry (by Blyleven). Umpires — McCoy, Kibler, Bremigan, Williams, Coble and Marsh.  
T — 2:54. A — 54,960.



# ★ 85<sup>th</sup> All-Star Game ★

TUESDAY, JULY 15, 2014 AT TARGET FIELD  
AMERICAN LEAGUE 5, NATIONAL LEAGUE 3



National	.....0	2	0	1	0	0	0	0	0	—	3	8	1
American	.....3	0	0	0	2	0	0	0	0	—	5	7	0

National	AB	R	H	RBI	American	AB	R	H	RBI
Andrew McCutchen, cf	3	0	1	0	Derek Jeter, ss	2	1	2	0
Charlie Blackmon, cf	2	0	0	0	Alexei Ramirez, ss	2	1	1	0
Yasiel Puig, rf	3	0	0	0	Erick Aybar, ss	0	0	0	0
Hunter Pence, rf	1	0	0	0	Mike Trout, lf	3	1	2	2
Troy Tulowitzki, ss	3	0	1	0	Brandon Moss, rf	1	0	0	0
Starlin Castro, c	1	0	0	0	Robinson Cano, 2b	2	0	0	0
Paul Goldschmidt, 1b	3	0	0	0	Jose Altuve, 2b	0	0	0	1
Freddie Freeman, 1b	1	0	1	0	Ian Kinsler, ph-2b	1	0	0	0
Giancarlo Stanton, dh	3	0	0	0	Miguel Cabrera, 1b	3	1	1	2
Anthony Rizzo, ph-dh	1	0	0	0	Jose Abreu, 1b	1	0	0	0
Aramis Ramirez, 3b	3	1	2	0	Jose Bautista, rf	2	0	0	0
Todd Frazier, 3b	0	0	0	0	Yoenis Cespedes, lf	2	0	0	0
Chase Utley, 2b	1	1	1	1	Nelson Cruz, dh	2	0	0	0
Dee Gordon, pr-2b	1	1	0	0	Kyle Seager, ph-dh	2	0	0	0
Daniel Murphy, 2b	1	0	0	0	Adam Jones, cf	2	0	0	0
Jonathan Lucroy, c	2	0	2	2	Adrian Beltre, 3b	0	0	0	0
Devin Mesoraco, c	1	0	0	0	Josh Donaldson, 3b	2	0	0	0
Miguel Montero, c	1	0	0	0	Michael Brantley, cf	1	0	0	0
Carlos Gomez, lf	2	0	0	0	Salvador Perez, c	1	0	0	0
Josh Harrison, lf	2	0	0	0	Derek Norris, c	2	1	1	0
					Kurt Suzuki, c	0	0	0	0
<b>Totals</b>	<b>35</b>	<b>3</b>	<b>8</b>	<b>3</b>	<b>Totals</b>	<b>31</b>	<b>5</b>	<b>7</b>	<b>5</b>

E — Freeman. LOB — National 7, American 4. 2B — Utley, Lucroy (2), Tulowitzki, Ar. Ramirez, Jeter, Trout. 3B — Trout. HR — Cabrera. SF — Altuve. SB — McCutchen, Al. Ramirez.

## PITCHING

National	IP	H	R	ER	BB	SO	American	IP	H	R	ER	BB	SO
Adam Wainwright	1.0	3	3	3	0	2	Felix Hernandez	1.0	1	0	0	0	2
Clayton Kershaw	1.0	0	0	0	0	1	Jon Lester	1.0	3	2	2	0	0
Alfredo Simon	1.0	1	0	0	0	1	Yu Darvish	1.0	0	0	0	0	1
Zack Greinke	1.0	0	0	0	0	2	Chris Sale	1.0	1	1	1	0	1
Pat Neshek (L)	0.1	3	2	2	0	0	Max Scherzer (W)	1.0	1	0	0	0	2
Tyler Clippard	0.2	0	0	0	0	0	Scott Kazmir	0.2	1	0	0	0	1
Francisco Rodriguez	1.0	0	0	0	1	0	Koji Uehara	0.1	0	0	0	0	1
Craig Kimbrel	1.0	0	0	0	0	3	Greg Holland	1.0	0	0	0	0	1
Tony Watson	0.1	0	0	0	0	0	Sean Doolittle	0.2	1	0	0	0	2
Aroldis Chapman	0.2	0	0	0	0	0	Fernando Rodney	0.1	0	0	0	1	1
							Glen Perkins (S)	1.0	0	0	0	0	1
<b>Totals</b>	<b>8.0</b>	<b>7</b>	<b>5</b>	<b>5</b>	<b>1</b>	<b>9</b>	<b>Totals</b>	<b>9.0</b>	<b>8</b>	<b>3</b>	<b>3</b>	<b>1</b>	<b>13</b>

WP — Simon, Hernandez. HBP — Utley. Umpires — Cederstrom, Nelson, Davidson, Barry.

T — 3:13. A — 41,048

# ★ TWINS ALL-TIME ALL-STAR SELECTIONS ★

<b>1961</b>	Harmon Killebrew (x2) Camilo Pascual	<b>1972</b>	<b>Rod Carew</b>	<b>2001</b>	Cristian Guzman Joe Mays
<b>1962</b>	<b>Earl Battey</b> (x2) Jim Kaat Camilo Pascual	<b>1973</b>	Bert Blyleven <b>Rod Carew</b>		Eric Milton
	<b>Rich Rollins</b>	<b>1974</b>	<b>Rod Carew</b>	<b>2002</b>	Eddie Guardado <b>Torii Hunter</b>
<b>1963</b>	Bob Allison <b>Earl Battey</b> Harmon Killebrew Zoilo Versalles	<b>1975</b>	<b>Rod Carew</b>		A.J. Pierzynski
		<b>1976</b>	<b>Rod Carew</b> Butch Wynegar	<b>2003</b>	Eddie Guardado
<b>1964</b>	<b>Bob Allison</b> Jimmie Hall <b>Harmon Killebrew</b> <b>Tony Oliva</b>	<b>1977</b>	<b>Rod Carew</b> Larry Hise Butch Wynegar	<b>2004</b>	Joe Nathan
	Camilo Pascual	<b>1978</b>	<b>Rod Carew</b>	<b>2005</b>	Joe Nathan Johan Santana
<b>1965</b>	<b>Earl Battey</b> Jim Grant Jimmie Hall Harmon Killebrew Tony Oliva Zoilo Versalles	<b>1979</b>	<b>Roy Smalley</b>	<b>2006</b>	Francisco Liriano Joe Mauer
		<b>1980</b>	Ken Landreaux		Johan Santana
<b>1966</b>	<b>Earl Battey</b> Jim Kaat Harmon Killebrew <b>Tony Oliva</b>	<b>1981</b>	Doug Corbett	<b>2007</b>	Torii Hunter Justin Morneau
		<b>1982</b>	Kent Hrbek		Johan Santana
<b>1967</b>	<b>Rod Carew</b> <b>Dean Chance</b> <b>Harmon Killebrew</b> Tony Oliva	<b>1983</b>	Gary Ward	<b>2008</b>	Joe Nathan <b>Joe Mauer</b> Justin Morneau
		<b>1984</b>	Dave Engle		
<b>1968</b>	<b>Rod Carew</b> <b>Harmon Killebrew</b> Tony Oliva	<b>1985</b>	Tom Brunansky	<b>2009</b>	Joe Nathan <b>Joe Mauer</b> Justin Morneau
		<b>1986</b>	<b>Kirby Puckett</b>		
<b>1969</b>	<b>Rod Carew</b> Harmon Killebrew Tony Oliva	<b>1987</b>	Kirby Puckett	<b>2010</b>	<b>Joe Mauer</b> <b>Justin Morneau+</b>
		<b>1988</b>	Gary Gaetti Tim Laudner Kirby Puckett Jeff Reardon <b>Frank Viola</b>	<b>2011</b>	Michael Cuddyer
<b>1970</b>	<b>Rod Carew</b> John Roseboro <b>Harmon Killebrew</b> Tony Oliva	<b>1989</b>	Gary Gaetti <b>Kirby Puckett</b>	<b>2012</b>	Joe Mauer
		<b>1990</b>	Kirby Puckett	<b>2013</b>	<b>Joe Mauer</b> Glen Perkins
<b>1971</b>	Jim Perry Leo Cardenas <b>Rod Carew</b> Harmon Killebrew Tony Oliva Jim Perry	<b>1991</b>	Rick Aguilera <b>Scott Erickson+</b> <b>Jack Morris</b> Kirby Puckett	<b>2014</b>	Glen Perkins Kurt Suzuki
		<b>1992</b>	Rick Aguilera Chuck Knoblauch <b>Kirby Puckett</b>		
		<b>1993</b>	Rick Aguilera <b>Kirby Puckett</b>		
		<b>1994</b>	Chuck Knoblauch <b>Kirby Puckett</b>		
		<b>1995</b>	<b>Kirby Puckett</b>		
		<b>1996</b>	Chuck Knoblauch		
		<b>1997</b>	Chuck Knoblauch		
		<b>1998</b>	Brad Radke		
		<b>1999</b>	Ron Coomer		
		<b>2000</b>	Matt Lawton		

**Bold** denotes voted as starter  
+ Did not play due to injury

## FINAL VOTE NOMINATIONS

<b>2004</b>	Lew Ford
<b>2005</b>	Torii Hunter
<b>2006</b>	Francisco Liriano+
<b>2007</b>	Pat Neshek
<b>2010</b>	Delmon Young

+ Replaced injured player but was not voted in

## TWINS CAREER ALL-STAR SELECTIONS

1.	Rod Carew	12
2.	Harmon Killebrew	11
3.	Kirby Puckett	10
4.	Tony Oliva	8
5.	Joe Mauer	6

## TWINS CAREER ALL-STAR STARTING SELECTIONS

1.	Rod Carew	11
2.	Kirby Puckett	6
3.	Joe Mauer	4
	Harmon Killebrew	4
	Earl Battey	4

**MINNESOTA TWINS at CLEVELAND INDIANS**  
 PROGRESSIVE FIELD • CLEVELAND, OH • APRIL 5, 2014

SP: *Justin Bieber* 33 *Justin Bieber* 33 *Paul Giamatti* 33 *Chris Cooper* 33

MINNESOTA TWINS				CLEVELAND INDIANS			
POS	NAME	POS	NAME				
1	Doxler	1	Morgan				
2	Mauer	2	Swisher				
3	Willingham	3	Kipnis				
4	Cole	4	Santana				
5	Plouffe	5	Brantley				
6	Kubel	6	Cabrera				
7	Pinto	7	Gomes				
8	Hicks	8	Aviles				
9	Florimon	9	Gonzalez				

SP: *Justin Bieber* 33 *Justin Bieber* 33 *Paul Giamatti* 33 *Chris Cooper* 33

**AVAILABLE POSITION PLAYERS**

POS	NAME	POS	NAME
1	Arcia	1	Johnson
2	Escobar	2	Johnson
3	Suzuki	3	Johnson
4	Bartlett	4	Johnson

**AVAILABLE PITCHERS**

POS	NAME	POS	NAME
1	Thielbar	1	Allen
2	Fin	2	Axford
3	Deduno	3	DeBruin
4	Swarak	4	Shaw
		5	Wood

MANAGER SIGNATURE \_\_\_\_\_

2014  
**ALL★STAR  
 GAME**

**COACHES AND STAFF**





# RON GARDENHIRE

## MANAGER

Named Twins manager January 4, 2002

**BATS/THROWS:** R/R

**BORN:** October 24, 1957 in Butzbach, West Germany

**RESIDES:** Oakdale, MN



**PERSONAL:** Ronald Clyde Gardenhire...wife, Carol (Kissling), who grew up in White Bear Lake, MN, and graduate of Mariner High School...son Toby (9/8/82) and wife Lindsay, and daughters Tiffany (3/18/85) and Tara (3/22/90)...1975 graduate of Okmulgee (OK) High School where he was All-State shortstop...All-Conference selection at Paris (TX) Junior College...majored in Physical Education at University of Texas...set school record with 10 RBI in game March 5, 1978 vs. Arkansas...captain and All-Conference shortstop in senior year, leading Longhorns to Southwest Conference championship and fourth place in College World Series...2005 recipient of the Carl R. Pohlad Award, recognizing outstanding community service throughout the Upper Midwest...dedicates his time in support of military veterans...is spokesman for the Minnesota Department of Public Safety's "Buckle Up, Drive at Safe Speeds and Don't Drink and Drive" PSA campaigns and the "Play Ball! Minnesota" Coaches Award program recognizing outstanding youth sports coaches in Minnesota...raises money for the ALS Foundation through his participation in the Annual Black Woods Blizzard Tour, the single largest snowmobile fundraising event in the world.

**2014:** Won 1,000th career game as manager on April 5 at Cleveland...became the fifth active manager to reach 1,000 victories and 60th all-time...became the second manager in club history to reach 1,000 victories, the other being Tom Kelly who went 1,140-1,244 from 1986-2001...earned his 1,000th victory in his 1,950th career game (Kelly in his 2,093rd game)...became 10th manager in MLB history to win 1,000-plus games all with one team...managed 2,000th career game June 2 at Milwaukee, a 6-2 defeat...named by Boston Manager John Farrell as his assistant coach for the AL in the All-Star Game...72nd career ejection August 18 vs. Kansas City (ejected 5 times on season)...challenged 36 plays, 20 overturned and 16 stood...Twins announced they will replace Gardenhire as Manager September 29...given the Mike Augustin "Media Good Guy" Award voted on by the Twin Cities Chapter of the Baseball Writers Association of America.

**2013:** Won 950th career game as manager May 13 vs. Chicago-AL...67th career ejection (ejected 5 times in 2013) September 11 vs. Oakland...signed two-year contract extension September 30.

**2012:** Won 900th career game as manager July 2 at Detroit...62nd career ejection (ejected 3 times in 2012) August 23 at Texas after Scott Diamond was ejected for throwing at Josh Hamilton.

**2011:** Won 850th career game as manager July 23 vs. Detroit...ejected for the 59th time in his career (ejected 6 times in 2011) August 22 vs. Baltimore.

**2010:** Ejected for the 53rd time in his career (ejected seven times in 2010) September 19 vs. Oakland...won 800th career game as manager September 21 vs. Cleveland in the team's 91st win, the same day the Twins clinched their sixth division title under Gardenhire...became first manager in history to guide his team to the postseason in six of his first nine seasons as a major league manager...was named the American League Manager of the Year by The Sporting News for the second time in his career (2008 along with Buck Showalter)...named the American League Manager of the Year by the BBWAA for the first time in his career, earning 16 first-place votes, eight second-place votes and four third-place votes (108 total points), edging out Texas' Ron Washington (81 points) and Tampa Bay's Joe Maddon (44 points)...honored by the state of Minnesota with "Ron Gardenhire Day" on Monday, November 22.

**2009:** Won 700th career game as manager, September 22 at Chicago-AL...ejected for 47th time in his managerial career (ejected six times in 2009) September 26 at Kansas City...finished second in the Manager of the Year voting behind Mike Scioscia of Los Angeles Angels-AL.

**2008:** Was ejected for 41st time in his managerial career (ejected 5 times in 2008) July 31 vs. Chicago-AL...recorded 600th career win August 11 vs. New York-AL...signed two-year contract extension November 13...finished second in the American League Manager of the Year voting behind Tampa Bay's Joe Maddon...named American League Manager of the Year by *Baseball America*.

**2007:** Suffered first losing season in his managerial history...recorded 500th career win July 6 at Chicago-AL...tied Sam Mele for second on the Twins all-time managerial win list with his 522nd win August 26 at Baltimore...won his 523rd game as manager August 31 vs. Kansas City, moving into sole possession of second on the Twins all-time list...recorded 36th career ejection (ejected 8 times in 2008) September 17 vs. Texas.

**2006:** Became first manager in club history to have five consecutive winning seasons and the third manager in major league history to reach the playoffs in four of first five seasons as a manager (Cito Gaston, 1989-1993 with Toronto and Larry Dierker, 1997-2001 with Houston)...recorded 400th career win June 27 vs. Los Angeles-NL...28th career ejection (ejected 8 times in 2006) September 5 vs. Tampa Bay.

**2005:** Signed two-year contract extension through 2007 January 5...recorded 300th career win as manager May 20 vs. Milwaukee...20th career ejection (ejected five times in 2005) July 18 vs. Baltimore...became first manager in club history to have four consecutive winning seasons...rated second best manager in American League by *Baseball America*.

**2004:** Recorded 200th career win as manager May 5 at Seattle...15th career ejection (ejected 4 times in 2004) September 2 vs. Texas...became just the fourth manager in major league history to begin his managerial career with three straight first place finishes, joining Larry Dierker (Houston, 1997-99), Ralph Houk (New York Yankees, 1961-63) and Hughie Jennings (Detroit, 1907-09)...became the first American League manager to finish in first place in each of his first three years as manager of a team since Dick Williams with Oakland from 1971-73...first manager in Twins history to lead a team to three playoff appearances...became third Twins manager to have three 90-plus win seasons (Mele in 1962, '63 and '65 and Kelly in 1988, '91 and '92) and the first to do it in three straight years...also became the seventh manager in major league history to record 90 victories in each of his first three seasons, last done by Davey Johnson of the New York Mets (1984-86)...named Co-Manager of the Year along with Texas' Buck Showalter by The Sporting News, and finished second in the American League Manager of the Year as voted by the BBWAA.

**2003:** Recorded 100th career win as manager, April 13 at Toronto...11th career ejection (ejected 7 times in 2003) September 8 at Chicago-AL... became just the fourth manager in American League history to begin his managerial career with consecutive first place finishes, joining Ralph Houk (1961 and '62 with New York), Mickey Cochrane (1934 and '35 with Detroit) and Hughie Jennings (1907 and '08 with Detroit)...became the sixth manager in major league history to start a managerial career with consecutive first place finishes, with Bob Brenly (2001 and '02 with Arizona) and Larry Dierker (1997 and '98 with Houston) having done it in the National League...became the first American League manager to finish in first place in consecutive years in his first two years with a club since Alvin Dark led the A's to back-to-back West Division titles in 1974 and '75 (Billy Martin and Whitey Herzog both led their respective teams to division titles in 1976 and '77, but they had both managed in part of the 1975 season)...became the first manager in Twins history to lead a team to consecutive playoff appearances and became just the second Twins manager to lead a team to the postseason twice (Tom Kelly in 1987 and '91)...finished second in the American League Manager of the Year voting...signed two-year contract extension through October 9, 2005.

**2002:** Named manager of the Twins January 4...signed two-year contract with club option for 2004...became 12th manager in Twins history...first win as Twins manager (in first game) April 1 at Kansas City...first career ejection as manager April 11 at Cleveland...ejected four times on season, last coming July 14 vs. Texas...finished third in American League Manager of the Year voting.

**1998:** Named Twins third base coach November 30.

**1996:** Returned to field as first base coach.

**1995:** Served as bench coach after rupturing Achilles tendon March 2.

**1990:** Southern League Co-Manager of the Year with Jacksonville's Jerry Manuel...named league's best managerial prospect by *Baseball America*... signed as Twins third base coach November 14.

**1989:** Named Southern League's best manager by *Baseball America*.

**1988:** Named manager of Single-A Kenosha.

**1986:** Traded to Twins for pitcher Don Isparro November 12.

**1983:** Homered to win championship game of Triple-A World Series over Portland.

**1982:** Tied pitcher Charlie Puleo for John J. Murphy Award as Mets' top spring training rookie...first home run off Ray Burris, June 29 at Montreal.

**1981:** Made major league debut September 1...singled off Bruce Sutter for first major league hit September 11 at St. Louis.

**1979:** Named to Carolina League All-Star team.

**PROFESSIONAL:** New York Mets sixth round pick in the 1979 First-Year Player Draft.

GARDENHIRE'S PLAYING RECORD																			
YEAR	CLUB	AVG	G	AB	R	H	2B	3B	HR	RBI	SH	SF	HB	BB	SO	SB	CS	E	OBP
1979	Lynchburg	.296	70	277	36	82	13	3	4	27	9	1	0	21	45	9	5	21	.344
1980	Jackson	.258	127	458	58	118	16	6	6	64	6	4	4	45	68	13	9	41	.327
1981	Tidewater	.254	125	414	52	105	17	8	2	40	6	4	2	28	61	28	12	33	.338
	<b>NEW YORK-NL</b>	<b>.271</b>	<b>27</b>	<b>48</b>	<b>2</b>	<b>13</b>	<b>1</b>	<b>0</b>	<b>0</b>	<b>3</b>	<b>0</b>	<b>0</b>	<b>0</b>	<b>5</b>	<b>9</b>	<b>2</b>	<b>2</b>	<b>2</b>	<b>.340</b>
1982	<b>NEW YORK-NL</b>	<b>.240</b>	<b>141</b>	<b>384</b>	<b>29</b>	<b>92</b>	<b>17</b>	<b>1</b>	<b>3</b>	<b>33</b>	<b>12</b>	<b>5</b>	<b>0</b>	<b>23</b>	<b>55</b>	<b>5</b>	<b>6</b>	<b>29</b>	<b>.279</b>
1983	Tidewater	.287	102	387	63	111	20	6	4	39	5	2	2	34	54	9	7	27	.346
	<b>NEW YORK-NL</b>	<b>.063</b>	<b>17</b>	<b>32</b>	<b>1</b>	<b>2</b>	<b>0</b>	<b>0</b>	<b>0</b>	<b>1</b>	<b>0</b>	<b>0</b>	<b>0</b>	<b>1</b>	<b>4</b>	<b>0</b>	<b>0</b>	<b>0</b>	<b>.091</b>
1984	<b>NEW YORK-NL</b>	<b>.246</b>	<b>74</b>	<b>207</b>	<b>20</b>	<b>51</b>	<b>7</b>	<b>1</b>	<b>1</b>	<b>10</b>	<b>1</b>	<b>1</b>	<b>0</b>	<b>9</b>	<b>43</b>	<b>6</b>	<b>1</b>	<b>12</b>	<b>.276</b>
1985	Tidewater	.211	22	71	3	15	2	0	1	10	0	0	0	6	13	0	2	5	.273
	<b>NEW YORK-NL</b>	<b>.179</b>	<b>26</b>	<b>39</b>	<b>5</b>	<b>7</b>	<b>2</b>	<b>1</b>	<b>0</b>	<b>2</b>	<b>2</b>	<b>0</b>	<b>0</b>	<b>8</b>	<b>11</b>	<b>0</b>	<b>0</b>	<b>4</b>	<b>.319</b>
1986	Tidewater	.276	96	323	41	89	10	4	4	33	5	1	0	44	48	11	5	19	.361
1987	Portland	.272	117	389	49	106	16	4	6	50	2	3	1	45	70	1	1	5	.347
<b>Minor League Totals</b>		<b>.270</b>	<b>659</b>	<b>2319</b>	<b>302</b>	<b>626</b>	<b>94</b>	<b>31</b>	<b>27</b>	<b>263</b>	<b>33</b>	<b>15</b>	<b>9</b>	<b>223</b>	<b>359</b>	<b>71</b>	<b>41</b>	<b>151</b>	<b>.334</b>
<b>Major League Totals</b>		<b>.232</b>	<b>285</b>	<b>710</b>	<b>57</b>	<b>165</b>	<b>27</b>	<b>3</b>	<b>4</b>	<b>49</b>	<b>15</b>	<b>6</b>	<b>0</b>	<b>46</b>	<b>122</b>	<b>13</b>	<b>9</b>	<b>47</b>	<b>.277</b>

# RECORD AS MANAGER

YEAR	CLUB	LEAGUE	POSITION	WON	LOST	PCT.
1988	Kenosha	Midwest League	1st (N. Div., 1st half), 2nd (N. Div., 2nd half)	81	59	.579
1989	Orlando	Southern League	1st (E. Div., 1st half), 2nd (N. Div., 2nd half)	79	65	.549
1990	Orlando	Southern League	1st (E. Div., 1st half), 2nd (E. Div., 2nd half)	85	59	.590
2002	Minnesota	American League	1st (Central Division)	94	67	.584
2003	Minnesota	American League	1st (Central Division)	90	72	.556
2004	Minnesota	American League	1st (Central Division)	92	70	.568
2005	Minnesota	American League	3rd (Central Division)	83	79	.512
2006	Minnesota	American League	1st (Central Division)	96	66	.593
2007	Minnesota	American League	3rd (Central Division)	79	83	.488
2008	Minnesota	American League	2nd (Central Division)	88	75	.540
2009	Minnesota	American League	1st (Central Division)	87	77	.530
2010	Minnesota	American League	1st (Central Division)	94	68	.580
2011	Minnesota	American League	5th (Central Division)	63	99	.389
2012	Minnesota	American League	5th (Central Division)	66	96	.407
2013	Minnesota	American League	4th (Central Division)	66	96	.407
2014	Minnesota	American League	5th (Central Division)	70	92	.432
<b>Minor League Totals</b>				<b>245</b>	<b>183</b>	<b>.572</b>
<b>Major League Totals</b>				<b>1068</b>	<b>1039</b>	<b>.507</b>

# DIVISION SERIES RECORD

YEAR	CLUB	OPPONENT	WON	LOST	PCT.
2002	Minnesota	Oakland	3	2	.600
2003	Minnesota	New York-AL	1	3	.250
2004	Minnesota	New York-AL	1	3	.250
2006	Minnesota	Oakland	0	3	.000
2009	Minnesota	New York-AL	0	3	.000
2010	Minnesota	New York-AL	0	3	.000
<b>Division Series Totals</b>			<b>5</b>	<b>17</b>	<b>.227</b>

# LEAGUE CHAMPIONSHIP SERIES RECORD

YEAR	CLUB	OPPONENT	WON	LOST	PCT.
2002	Minnesota	Anaheim	1	4	.200

# TWINS MANAGERS

MANAGERS	SEASONS	FINISHES	WON	LOST	PCT.
Cookie Lavagetto*	1961	9th	25	41	.379
Sam Mele	1961-67	7th-2nd-3rd-6th-1st-2nd-6th	522	431	.548
Cal Ermer*	1967-68	2nd-7th	145	129	.529
Billy Martin*	1969	1st	97	65	.599
Bill Rigney*	1970-72	1st-5th-3rd	208	184	.531
Frank Quilici	1972-75	3rd-3rd-3rd-4th	280	287	.494
Gene Mauch*	1976-80	3rd-4th-4th-4th-4th	378	394	.490
Johnny Goryl	1980-81	3rd-6th	34	38	.472
Billy Gardner	1981-85	(7th-4th)-7th-5th-2nd-6th	268	353	.432
Ray Miller	1985-86	4th-7th	109	130	.456
Tom Kelly	1986-2001	6th-1st-2nd-5th-7th-1st-2nd-5th-4th-5th-4th-4th-5th-5th-2nd	1140	1244	.478
Ron Gardenhire	2002-14	1st-1st-1st-3rd-1st-3rd-2nd-1st-5th-5th-4th-5th	1068	1039	.507

\* - Deceased



# RICK ANDERSON

## PITCHING COACH

Named pitching coach January 7, 2002

BATS/THROWS: R/R

BORN: 11/29/56 in Everett, WA

RESIDES: Ft. Myers, FL



**PERSONAL:** Richard Arlen Anderson...wife Rhonda (Mason), daughters Cortnie (9/11/82) and Ashley (10/27/91) and son Ricky (6/7/86)...1975 graduate of Mariner (WA) High School, where he was selected to the All-State team in senior season...attended Everett Community College and the University of Washington.

**COACHING CAREER:** Worked his 13th season as pitching coach in 2014...named Twins pitching coach January 7, 2002...named pitching coach for Triple-A Salt Lake prior to 1995 season...served as pitching coach for Double-A Nashville 1993-94...served as pitching coach for Single-A Kenosha 1990-92...joined Twins organization as pitching coach for Rookie Sarasota in 1989.

**PLAYING CAREER:** Tossed a 9.0-inning no-hitter May 12, 1979 vs. Double-A Shreveport...named to International League All-Star team in 1985...began 1986 season at Triple-A Tidewater and recalled June 8...made major league debut June 9, 1986 vs. Philadelphia...recorded first major league win August 6, 1986 at Chicago-NL...only professional save August 10, 1986 at Montreal...acquired by Kansas City along with catcher Ed Hearn and pitcher Mauro Gozzo from the Mets in exchange for pitcher David Cone and catcher Chris Jelic March 27, 1987...began 1988 season at Triple-A Omaha before being promoted to Kansas City and pitched a season-high 7.1 innings June 22 at Chicago-AL.

**PROFESSIONAL:** New York Mets 24th round pick in the 1978 First-Year Player Draft; signed by scout Marvin Scott.

ANDERSON'S PITCHING RECORD																			
YEAR	CLUB	W-L	ERA	G	GS	CG	SH	SV	IP	H	R	ER	HR	HB	BB	SO	WP	BK	BAA
1978	Little Falls	2-3	2.25	14	2	1	0	3	40.0	48	25	10	1	0	20	40	4	0	.286
1979	Jackson	8-11	3.85	25	21	7	1	0	131.0	124	72	56	5	3	43	71	4	0	.240
1980	Tidewater	1-3	3.83	14	0	0	0	1	40.0	36	18	17	4	0	15	25	0	0	.231
	Jackson	3-2	3.23	25	1	0	0	4	64.0	57	24	23	7	1	17	48	1	1	.229
1981	Tidewater	3-5	3.34	37	0	0	0	3	89.0	68	34	33	3	1	45	41	2	0	.203
1982	Tidewater	4-2	3.26	31	0	0	0	2	80.0	84	35	29	6	0	23	49	2	0	.259
1983	Jackson	5-1	3.59	13	12	1	0	1	77.2	77	40	31	7	4	29	48	2	0	.247
	Tidewater	2-1	4.05	15	1	0	0	2	40.0	37	19	18	1	0	22	23	2	0	.236
1984	Tidewater	6-9	3.38	26	17	3	1	3	130.1	118	59	49	9	1	48	93	3	1	.236
1985	Tidewater	6-3	1.98	48	2	0	0	7	95.1	79	28	21	3	0	33	54	2	1	.242
1986	Tidewater	7-2	2.68	22	8	1	1	0	84.0	76	26	25	8	0	16	56	1	0	.217
	NEW YORK-NL	2-1	2.72	15	5	0	0	1	49.2	45	17	15	3	0	11	21	1	1	.245
1987	KANSAS CITY	0-2	13.85	6	2	0	0	0	13.0	26	22	20	3	2	9	12	0	0	.394
	Omaha	6-5	4.52	15	14	0	0	0	79.2	94	44	40	9	3	22	47	6	0	.281
1988	Omaha	7-4	2.62	14	14	4	2	0	99.2	92	37	29	5	3	23	54	0	0	.235
	KANSAS CITY	2-1	4.24	7	3	0	0	0	34.0	41	17	16	3	1	9	9	1	0	.308
Minor League Totals		60-51	3.26	299	92	17	5	26	1050.2	990	461	381	68	16	356	609	29	15	—
National League Totals		2-1	2.72	15	5	0	0	1	49.2	45	17	15	3	0	11	21	1	1	.245
American League Totals		2-3	6.89	13	5	0	0	0	47.0	67	39	36	6	3	18	21	1	0	.337
Major League Totals		4-4	4.75	28	10	0	0	1	96.2	112	56	51	9	3	29	42	2	1	.292



# TOM BRUNANSKY

## HITTING COACH

Named hitting coach October 22, 2012

BATS/THROWS: R/R

BORN: 8/20/1960 in Covina, CA

RESIDES: Poway, CA



**PERSONAL:** Thomas Andrew Brunansky...wife Colleen, sons Jason (12/1/89), Ryan (9/17/91) and Thomas (1/5/96), daughters Alexa (12/10/93) and Erin (10/19/98)...1978 graduate of West Covina (CA) High School, participating in baseball, basketball and football, earning All-American honors in baseball and football...turned down a football/baseball scholarship from Stanford and attended Cal Poly at Pomona in 1978-79...brother-in-law of ex-major leaguer and former Twin, Dave Engle...named one of the "50 Greatest Twins" in 2010...ranks ninth on Twins all-time home run list (163) and 13th in walks (394)...795 games played in right field ranks second in Twins history (Tony Oliva - 1,137).

**COACHING CAREER:** Worked second season as Twins hitting coach in 2014 after being named October 22, 2012...spent 2012 as hitting coach for Triple-A Rochester...spent 2011 as hitting coach for Double-A New Britain...joined the Twins organization as a coach for GCL Twins in July of 2010...coached high school baseball at Poway (CA) High School, 2005-10.

**PLAYING CAREER:** Played 14 seasons in the major leagues with California, Minnesota, St. Louis, Boston and Milwaukee...Angels Opening Day left fielder in 1981...traded to Minnesota along with pitcher Mike Walters in exchange for pitcher Doug Corbett and infielder Rob Wilfong May 11, 1982...named right fielder on Major League Baseball's All-Rookie team in 1982...hit 32 home runs in 1984, marking the most for a Twin since Harmon Killebrew had 41 in 1970...named to American League All-Star team in 1985 and participated in the Home Run Derby, hitting four home runs...was a member of the 1987 World Champion Minnesota Twins, hitting .412 with two home runs, four doubles, and nine RBI in the ALCS vs. Detroit...traded to St. Louis in exchange for infielder Tommy Herr April 22, 1988...recorded 1,000th career hit, a two-run shot off Houston's Bob Forsch, May 30, 1989...hit 200th career home run off San Francisco's Craig Lefferts July 19, 1989...traded to Boston in exchange for pitcher Lee Smith May 4, 1990...traded back to Boston in exchange for catcher Dave Valle June 16, 1994.

**PROFESSIONAL:** California's first round pick (14th overall) in the 1978 First-Year Player Draft; signed by scout Larry Himes.

### BRUNANSKY'S PLAYING RECORD

YEAR	CLUB	AVG	G	AB	R	H	2B	3B	HR	RBI	SH	SF	HB	BB	SO	SB	CS	E	OBP
1978	Idaho Falls	.332	48	190	56	63	14	4	6	45	0	2	1	45	34	17	2	8	.458
1979	Salinas	.270	140	485	85	131	23	1	23	76	0	6	5	100	116	20	15	6	.396
1980	El Paso	.323	128	496	103	160	24	8	24	97	0	4	3	75	96	23	7	14	.412
	Salt Lake City	.344	9	32	7	11	2	2	1	8	0	1	0	5	3	0	0	0	.421
1981	Salt Lake City	.332	96	343	61	114	17	10	22	81	4	2	3	57	74	6	7	5	.430
	CALIFORNIA	.152	11	33	7	5	0	0	3	6	0	0	0	8	10	1	0	3	.317
1982	Spokane	.205	25	88	12	18	6	1	1	6	0	1	0	15	19	4	4	1	.317
	MINNESOTA	.272	127	463	77	126	30	1	20	46	1	2	8	71	101	1	2	5	.377
1983	MINNESOTA	.227	151	542	70	123	24	5	28	82	1	3	4	61	95	2	5	5	.308
1984	MINNESOTA	.254	155	567	75	144	21	0	32	85	0	4	0	57	94	4	5	5	.320
1985	MINNESOTA	.242	157	567	71	137	28	4	27	90	0	13	0	71	86	5	3	5	.320
1986	MINNESOTA	.256	157	593	69	152	28	1	23	75	1	7	1	53	98	12	4	6	.315
1987	MINNESOTA	.259	155	532	83	138	22	2	32	85	0	4	4	74	104	11	11	3	.352
1988	MINNESOTA	.184	14	49	5	9	1	0	1	6	0	0	0	7	10	1	2	3	.286
	ST. LOUIS	.245	143	523	69	128	22	4	22	79	1	6	4	79	82	16	6	1	.345
1989	ST. LOUIS	.239	158	556	67	133	29	3	20	85	0	5	2	59	107	5	9	7	.312
1990	ST. LOUIS	.158	19	57	5	9	3	0	1	2	0	1	1	12	10	0	0	2	.310
	BOSTON	.287	129	461	61	123	24	5	15	71	0	8	3	54	105	5	10	5	.342
1991	BOSTON	.229	142	459	54	105	24	1	16	70	0	8	3	49	72	1	2	3	.303
1992	BOSTON	.266	138	458	47	122	41	3	15	74	2	7	0	66	96	2	5	6	.354
1993	MILWAUKEE	.183	80	224	20	41	7	3	6	29	2	0	0	25	59	3	4	2	.265
1994	MILWAUKEE	.214	16	28	2	6	2	0	0	0	0	0	0	1	9	0	0	0	.241
	BOSTON	.237	48	177	22	42	10	1	10	34	0	4	0	23	48	0	2	1	.319
	Minor League Totals	.304	446	1633	323	497	86	26	77	313	4	16	12	297	342	70	35	34	.412
	American League Totals	.247	1480	5153	663	1273	252	26	228	753	7	60	23	620	988	48	55	51	.327
	National League Totals	.238	320	1136	141	270	54	7	43	166	1	12	7	150	199	21	15	10	.327
	Major League Totals	.245	1800	6289	804	1543	306	33	271	919	8	72	30	770	1187	69	70	61	.327



# BOBBY CUELLAR

## BULLPEN COACH

Named bullpen coach October 22, 2012

BATS/THROWS: R/R

BORN: 8/20/52 in Alice, TX

RESIDES: Alice, TX



**PERSONAL:** Robert Cuellar...wife Nora, daughters Tiffany (3/8/80) and Emma (6/23/89) and son Bobby Ray (9/28/83)...University of Texas alum.

**COACHING CAREER:** Worked second season as Twins bullpen coach in 2014 after being named October 22, 2012...Triple-A Rochester pitching coach 2009-12...managed Double-A New Britain in 2008 (64-77)...Pittsburgh Pirates bullpen coach from 2006-07...Triple-A Rochester/Edmonton pitching coach from 2002-05...Texas Rangers bullpen coach in 2001...Montreal Expos pitching coach from 1997-2000...Seattle Mariners pitching coach from 1995-96...Triple-A Calgary (Seattle) pitching coach in 1994...Seattle organization's roving instructor from 1992-93...served as pitching coach for Double-A Jacksonville in 1991, Double-A Williamsport from 1989-90, Single-A San Bernadino in 1988, Calgary in 1985, Salt Lake in 1984 and Bakersfield in 1983...managed Wausau in the Midwest League from 1986-87, going 73-66 with a first place and second place finish.

**PLAYING CAREER:** Recorded 17 saves in 49 games for Single-A Lynchburg in 1975...won 10 games for Triple-A Tucson in 1977...appeared in four games for the Rangers in 1977, allowing one run on four hits in 6.2 innings pitched (1.35 ERA).

**PROFESSIONAL:** Rangers 29th round pick in the 1974 First-Year Player Draft.

### CUELLAR'S PLAYING RECORD

YEAR	CLUB	W-L	ERA	G	GS	CG	SH	SV	IP	H	R	ER	HR	HB	BB	SO	WP	BK
1974	GCL Rangers	4-1	3.54	22	0	0	0	2	28.0	26	15	11	0	3	11	32	5	0
	Gastonia	4-1	3.38	5	0	0	0	1	20.0	15	11	8	0	3	10	22	4	0
1975	Lynchburg	9-4	2.57	49	0	0	0	17	91.0	70	32	26	3	2	55	73	6	0
1976	San Antonio	9-5	2.65	48	1	1	0	15	85.0	67	30	25	3	3	31	63	1	0
1977	Tucson	10-6	3.48	50	0	0	0	8	93.0	106	39	36	5	3	34	66	5	1
	<b>TEXAS</b>	<b>0-0</b>	<b>1.35</b>	<b>4</b>	<b>0</b>	<b>0</b>	<b>0</b>	<b>0</b>	<b>6.2</b>	<b>4</b>	<b>1</b>	<b>1</b>	<b>1</b>	<b>0</b>	<b>2</b>	<b>3</b>	<b>0</b>	<b>0</b>
1978	Tucson	4-8	4.38	39	1	0	0	6	76.0	90	45	37	6	0	39	36	3	0
1979	Tacoma	3-7	3.33	37	4	1	0	4	127.0	127	61	47	6	2	53	69	4	1
1980	Tacoma	8-3	3.30	51	0	0	0	15	90.0	82	37	33	5	1	35	55	3	0
1981	Charleston	6-7	4.65	40	5	0	0	1	89.0	100	55	46	8	3	48	55	12	0
1983	Bakersfield	0-0	11.81	4	0	0	0	0	5.1	7	7	7	1	0	3	2	1	0
1984	Salt Lake City	0-1	6.30	6	0	0	0	0	10.0	17	7	7	0	0	6	6	0	0
1985	Calgary	0-0	0.00	1	0	0	0	0	1.0	1	1	0	0	0	1	1	1	0
<b>Minor League Totals</b>		<b>53-42</b>	<b>3.56</b>	<b>347</b>	<b>11</b>	<b>2</b>	<b>0</b>	<b>68</b>	<b>695.1</b>	<b>693</b>	<b>329</b>	<b>275</b>	<b>37</b>	<b>17</b>	<b>316</b>	<b>458</b>	<b>41</b>	<b>2</b>
<b>Major League Totals</b>		<b>0-0</b>	<b>1.35</b>	<b>4</b>	<b>0</b>	<b>0</b>	<b>0</b>	<b>0</b>	<b>6.2</b>	<b>4</b>	<b>12</b>	<b>1</b>	<b>1</b>	<b>0</b>	<b>2</b>	<b>3</b>	<b>0</b>	<b>0</b>

### CUELLAR'S RECORD AS MANAGER

YEAR	CLUB	LEAGUE	POSITION	WON	LOST	PCT.
1986	Wausau	Midwest	2nd (North Division)	73	66	.525
1987	Wausau	Midwest	4th (North Division)	57	83	.407
2008	New Britain	Eastern	5th (Eastern Division)	64	77	.454
<b>Minor League Totals</b>				<b>194</b>	<b>226</b>	<b>.462</b>



# PAUL MOLITOR

COACH

Named coach October 22, 2013

BATS/THROWS: R/R

BORN: 8/22/56 in St. Paul, MN

RESIDES: Edina, MN



**PERSONAL:** Paul Leo Molitor...wife Destini, daughters Blaire and Julia, sons Joshua and Ben...1974 graduate of Cretin High School in St. Paul, where he played soccer and was All-State in baseball and basketball...played in International Games in Montreal in summer of 1975...attended University of Minnesota where he was All-Conference in his final two seasons.

**COACHING CAREER:** Named Twins coach October 22, 2013, oversees baserunning, bunting, infield instruction and positioning, plus assists with in-game strategy...Minnesota minor league baserunning/infield coordinator for 10 seasons (2003, 05-13)...Mariners hitting coach in 2004...Twins bench coach from 2000-01.

**PLAYING CAREER:** Played 21 major league seasons with Milwaukee, Toronto and Minnesota...inducted into National Baseball Hall of Fame in 2004...is one of only six players in MLB history (Ty Cobb, Honus Wagner, Eddie Collins, Lou Brock and Rickey Henderson) to amass at least 3,000 hits and 500 stolen bases in a career...ranks eighth on baseball's all-time list in hits (3,319), 11th in doubles (605), 13th in at-bats (10,835), 19th in runs (1,782), 30th in games (2,683) and 37th in stolen bases (504)...seven-time American League All-Star in 1980, '85, '88, '91, '92, '93 and '94...four-time Louisville Silver Slugger Award winner in 1987, '88, '93 and '96...named AL Rookie of the Year by *The Sporting News* and *Baseball Digest* in 1978...began 1978 season as shortstop, but moved to second base upon Robin Yount's return from injury...made major league debut April 7 vs. Baltimore and singled off Mike Flanagan for first major league hit...transitioned from second base to center field in 1981...transitioned to third base in 1982...set World Series record for hits (5) in Game 1 October 12 at St. Louis...set career-high with 39-game hitting streak July 16-August 25, 1987, streak stopped by now Boston Manager John Farrell August 26; fifth longest streak in modern major league history...named AL Outstanding Designated Hitter Award and Bart Giamatti Award in 1993...member of 1993 World Series Champion Toronto Blue Jays, earning World Series MVP honors with homers in Games 3 and 6 against Philadelphia...recorded 3,000th career hit tripling off Jose Rosada in the fifth inning September 16 at Kansas City (21st player at the time, first on a triple)...made Twins debut April 1, 1996 vs. Detroit, becoming the 22nd native Minnesotan to play for the Twins...recorded 500th stolen base August 8, 1998 vs. Baltimore...won Branch Rickey Award and Players Choice Man of the Year Award in 1998.

**PROFESSIONAL:** Milwaukee's first round pick (3rd overall) in the 1977 First-Year Player Draft; signed by scout Dee Fondy...originally drafted by St. Louis in the 28th round of the 1974 First-Year Player Draft, but did not sign.

## MOLITOR'S PLAYING RECORD

YEAR	CLUB	AVG	G	AB	R	H	2B	3B	HR	RBI	SH	SF	HB	BB	SO	SB	CS	E	OBP
1977	Burlington	.346	64	228	52	79	12	0	8	50	4	4	3	47	25	14	2	28	.457
1978	MILWAUKEE	.273	125	521	73	142	26	4	6	45	7	5	4	19	54	30	12	22	.301
1979	MILWAUKEE	.322	140	584	88	188	27	16	9	62	6	5	2	48	48	33	13	16	.372
1980	MILWAUKEE	.304	111	450	81	137	29	2	9	37	6	5	3	48	48	34	7	20	.372
1981	MILWAUKEE	.267	64	251	45	67	11	0	2	19	5	0	3	25	29	10	6	3	.341
1982	MILWAUKEE	.302	160	666	136	201	26	8	19	71	10	5	1	69	93	41	9	32	.366
1983	MILWAUKEE	.270	152	608	95	164	28	6	15	47	7	6	2	59	74	41	8	16	.333
1984	MILWAUKEE	.217	13	46	3	10	1	0	0	6	0	1	0	2	8	1	0	2	.245
1985	MILWAUKEE	.297	140	576	93	171	28	3	10	48	7	4	1	54	80	21	7	19	.356
1986	MILWAUKEE	.281	105	437	62	123	24	6	9	55	2	3	0	40	81	20	5	15	.340
1987	MILWAUKEE	.353	118	465	114	164	41	5	16	75	5	1	2	69	67	45	10	5	.438
1988	MILWAUKEE	.312	154	609	115	190	34	6	13	60	5	3	2	71	54	41	10	17	.384
1989	MILWAUKEE	.315	155	615	84	194	35	4	11	56	4	9	4	64	67	27	11	18	.379
1990	MILWAUKEE	.285	103	418	64	119	27	6	12	45	0	2	1	37	51	18	3	10	.343
	Beloit	.500	1	4	1	2	0	0	1	1	0	0	0	0	0	0	0	0	.500
1991	MILWAUKEE	.325	158	665	133	216	32	13	17	75	0	1	6	77	62	19	8	6	.399
1992	MILWAUKEE	.320	158	609	89	195	36	7	12	89	4	11	3	73	66	31	6	2	.389
1993	TORONTO	.332	160	636	121	211	37	5	22	111	1	8	3	77	71	22	4	3	.402
1994	TORONTO	.341	115	454	86	155	30	4	14	75	0	5	1	55	48	20	0	0	.410
1995	TORONTO	.270	130	525	63	142	31	2	15	60	3	4	5	61	57	12	0	0	.350
1996	MINNESOTA	.341	161	660	99	225	41	8	9	113	0	9	3	56	72	18	6	1	.390
1997	MINNESOTA	.305	135	538	63	164	32	4	10	89	2	12	0	45	73	11	4	1	.351
1998	MINNESOTA	.281	126	502	75	141	29	5	4	69	1	10	1	45	41	9	2	0	.335
	Salt Lake	.500	2	10	0	5	1	0	0	0	0	0	0	0	0	0	0	0	.500
Minor League Totals		.355	67	242	53	86	13	0	9	51	4	4	3	47	25	14	2	28	.459
Major League Totals		.306	2683	10835	1782	3319	605	114	234	1307	75	109	47	1094	1244	504	131	208	.369



# TERRY STEINBACH

## BENCH COACH

Named bench coach October 22, 2012

BATS/THROWS: R/R

BORN: 3/2/62 in New Ulm, MN

RESIDES: Annandale, MN



**PERSONAL:** Terry Lee Steinbach...wife Mary (Barnes), daughter Jill (10/14/87) and sons Lucas (10/29/90) and Jake (10/5/93)...1980 graduate of New Ulm (MN) High School, where he played baseball and hockey...New Ulm High School's all-time leading scorer in hockey...attended the University of Minnesota from 1980-83, one of three Steinbach brothers to play for the Golden Gophers (brother, Tom, played in Seattle organization)...named two-time First-Team All-Big Ten selection in 1982-83...named Big Ten Tournament's Most Valuable Player in 1982 while guiding Golden Gophers to a Big Ten title, the first under head coach John Anderson...named Big Ten Player of the Year in 1983...named 1992 National American Legion "Graduate of the Year," an annual award presented to a player who participated in American Legion Baseball and best exemplifies the principles and purposes of the program...spent five seasons as assistant coach at Wayzata (MN) High School, 2008-12...raises money for the ALS Foundation through his participation in the Annual Black Woods Blizzard Tour, the single largest snowmobile fundraising event in the world...given Kirby Puckett Award for outstanding alumni community service in 2011 — an award voted on by the Twin Cities Chapter of the BBWAA.

**COACHING CAREER:** Worked second season as Twins bench coach in 2014 after being named October 22, 2012...assisted the Twins spring training staff for 13 seasons from 2000-12.

**PLAYING CAREER:** Began career as third baseman in Oakland organization in 1983...moved to catcher in 1986 and named Southern League MVP and SL All-Star Game MVP...homed in first major league at-bat, off Greg Swindell, September 12, 1986 at Cleveland...voted AL All-Star starting catcher in 1988, earning MVP honors with a home run off Dwight Gooden, in 1988; became eighth All-Star player to hit a home run during his first ASG at-bat...earned second AL All-Star honor in 1989...was a member of the 1989 World Champion Oakland Athletics...earned third AL All-Star honor in 1993...ranked third best defensive catcher in the AL by *Baseball America* in 1994...recorded 1,000th career hit, singling off Mark Langston September 28, 1995 at California...recorded 100th career home run, off Darren Oliver, April 15, 1996 at Texas...caught 1,000th career game July 26, 1996 at Toronto...set AL record with 34 home runs as catcher (35 total - one as pinch hitter) in 1996 -- record eclipsed 10 times since...signed two-year contract with Minnesota December 5, 1996...made Twins debut, becoming the 24th Minnesota native to play for the Twins, April 1, 1997...hit 150th career home run July 3, 1998 vs. Detroit...re-signed for one-year with Minnesota January 4, 1999.

**PROFESSIONAL:** Oakland's ninth round pick in the 1983 First-Year Player Draft; signed by scout Jim Perry...originally selected by Cleveland in the 16th round of 1980 First-Year Player Draft, but did not sign.

### STEINBACH'S PLAYING RECORD

YEAR	CLUB	AVG	G	AB	R	H	2B	3B	HR	RBI	SH	SF	HB	BB	SO	SB	CS	E	OBP
1983	Medford	.315	62	219	42	69	16	0	6	38	0	1	5	28	22	8	4	17	.403
1984	Madison	.295	135	474	57	140	24	6	11	79	4	7	1	49	59	5	6	26	.358
1985	Huntsville	.272	128	456	64	124	31	3	9	72	4	7	3	45	36	4	1	6	.337
1986	Huntsville	.325	138	505	113	164	33	2	24	132	0	7	5	94	74	10	9	14	.430
	OAKLAND	.333	6	15	3	5	0	0	2	4	0	0	0	1	0	0	0	1	.375
1987	OAKLAND	.284	122	391	66	111	16	3	16	56	3	3	9	32	66	1	2	10	.349
1988	OAKLAND	.265	104	351	42	93	19	1	9	51	3	5	6	33	47	3	0	9	.334
1989	OAKLAND	.273	130	454	37	124	13	1	7	42	2	3	2	30	66	1	2	12	.319
1990	OAKLAND	.251	114	379	32	95	15	2	9	57	5	3	4	19	66	0	1	5	.291
1991	OAKLAND	.274	129	456	50	125	31	1	6	67	0	9	7	22	70	2	2	15	.312
1992	OAKLAND	.279	128	438	48	122	20	1	12	53	0	3	1	45	58	2	3	10	.345
1993	OAKLAND	.285	104	389	47	111	19	1	10	43	0	1	3	25	65	3	3	7	.333
1994	OAKLAND	.285	103	369	51	105	21	2	11	57	1	6	0	26	62	2	1	1	.327
1995	OAKLAND	.278	114	406	43	113	26	1	15	65	1	4	3	25	74	1	3	6	.322
1996	OAKLAND	.272	145	514	79	140	25	1	35	100	0	2	6	49	115	0	2	7	.342
1997	MINNESOTA	.248	122	447	60	111	27	1	12	54	0	4	1	35	106	6	2	6	.302
1998	MINNESOTA	.242	124	422	45	102	25	2	14	54	0	1	4	38	89	0	1	7	.310
1999	MINNESOTA	.284	101	338	35	96	16	4	4	42	0	2	2	38	54	2	2	5	.358
Minor League Totals		.300	463	1654	276	497	104	11	50	321	8	22	14	216	191	27	20	64	.381
Major League Totals		.271	1546	5369	638	1453	273	21	162	745	15	46	48	418	938	23	22	92	.326



# SCOTTULLGER

## FIRST BASE COACH

Named first base coach on October 22, 2012

BATS/THROWS: R/R

BORN: 6/10/55 in New York, NY

RESIDES: Visalia, CA



**PERSONAL:** Scott Matthew Ullger (pronounced ULL-ger)...wife Selene (Mullins), daughter Jenna (4/24/85)...majored in Criminal Justice at St. John's (NY) University where he was a shortstop.

**COACHING CAREER:** Named Twins first base coach and outfield instructor October 22, 2012...Twins bench coach 2011-12...Twins third base coach 2006-10...Twins hitting coach 1998-2005...coached third base due to Al Newman's illness September 10, 2003 through the end of the season...Twins third base coach 1996-98...Twins first base coach in 1995...managed Triple-A Salt Lake in 1994, leading them to the playoffs but lost 3-2 to Vancouver...managed Triple-A Portland from 1992-93 and won both halves of division in 1993, losing to Tucson (4-2) in Pacific Coast League championship...named league's Most Outstanding Manager and best managerial prospect by *Baseball America* after the season...won second half division, but lost to Vancouver in divisional playoffs in 1992...managed Double-A Orlando in 1991, leading them to a second half championship, beating Greenville (3-0) in the divisional playoffs and Birmingham (3-1) in the Southern League championship...managed at Single-A Visalia from 1988-90, and was named California League Manager of the Year in 1990...named league's best managerial prospect by *Baseball America* in 1990.

**PLAYING CAREER:** Recorded highest fielding percentage among league first basemen, but was nine games shy of qualifying in 1984 at Triple-A Toledo...made major league debut with the Twins April 17, 1983 vs. California...went hitless in first 19 at-bats before singling off Steve Renko for first major league hit and RBI June 8, 1983 at Kansas City...led International League in on-base percentage (.423) in 1982...named Southern League All-Star in 1981...switched to outfield in 1980 after playing third base through first three seasons...led California League in doubles and was eighth in batting in 1978.

**PROFESSIONAL:** Minnesota's 18th round pick in the 1977 First-Year Player Draft; signed by scout Herb Stein.

### ULLGER'S PLAYING RECORD

YEAR	CUB	AVG	G	AB	R	H	2B	3B	HR	RBI	SH	SF	HB	BB	SO	SB	CS	E	OBP
1977	Wisconsin Rapids	.293	81	276	52	81	17	4	5	35	4	2	3	56	66	7	12	17	.415
1978	Visalia	.320	134	465	105	149	36	2	20	108	5	7	8	96	78	13	4	33	.439
1979	Orlando	.269	126	412	66	111	21	4	8	50	6	8	6	69	73	7	4	29	.405
1980	Orlando	.263	136	460	55	121	25	0	8	51	4	0	3	73	89	2	4	4	.368
1981	Orlando	.269	138	483	86	130	23	2	20	87	8	9	6	77	72	2	6	6	.370
1982	Toledo	.290	115	352	77	102	16	4	14	60	5	0	3	78	74	4	2	4	.423
1983	MINNESOTA	.190	35	79	8	15	4	0	0	5	0	0	1	5	21	0	2	2	.247
1984	Toledo	.258	113	357	50	92	16	1	11	58	4	5	3	58	84	1	2	6	.362
1985	Toledo	.292	112	384	58	112	13	6	15	58	3	4	2	59	55	2	1	9	.385
1986	Toledo	.262	121	413	50	108	10	2	15	57	0	4	2	51	63	0	0	8	.359
1987	Rochester	.277	96	307	52	85	19	0	12	38	2	0	2	39	84	1	3	5	.362
Minor League Totals		.279	1171	3909	651	1091	196	25	128	602	41	39	38	656	738	35	38	121	.385
Major League Totals		.190	35	79	8	15	4	0	0	5	0	0	1	5	21	0	2	2	.247

### ULLGER'S RECORD AS MANAGER

YEAR	CLUB	LEAGUE	POSITION	WON	LOST	PCT.
1988	Visalia	California	3rd (1st half), 2nd (2nd half)	80	62	.563
1989	Visalia	California	4th (1st half), 2nd (2nd half)	76	66	.535
1990	Visalia	California	1st (1st half), 1st (2nd half)	90	51	.638
1991	Orlando	Southern	1st (1st half), 1st (2nd half)	77	67	.535
1992	Portland	Pacific Coast	2nd (1st half), 1st (2nd half)	83	61	.576
1993	Portland	Pacific Coast	1st (1st half), 1st (2nd half)	87	56	.608
1994	Salt Lake	Pacific Coast	2nd (1st half), 2nd (2nd half)	74	70	.514
Minor League Totals				567	433	.567



# JOE VAVRA

## THIRD BASE COACH

Named third base coach October 22, 2012

BATS/THROWS: L/R

BORN: 11/16/59 in Chippewa Falls, WI

RESIDES: Menomonie, WI



**PERSONAL:** Joseph Alan Vavra (pronounced VAH-vra)...wife Lesa (Heise), sons Tanner (7/6/89), Treysen (9/17/91) and Terrin (5/12/97)...1978 graduate of Chippewa Falls Senior (WI) High School...named captain and MVP in baseball during senior season...1985 graduate of University of Wisconsin-Stout with a degree in Industrial Technology with a concentration in Plant Engineering...son Tanner was drafted by the Twins in the 30th round of the 2013 First-Year Player Draft out of Valparaiso University...son Trey drafted by Twins in 33rd round of 2014 First-Year Player Draft out of Florida Southern College.

**COACHING CAREER:** Named Twins third base coach October 22, 2012...served as Twins hitting coach 2006-12...served as Twins minor league field coordinator 2002-05...2001 head coach at University of Wisconsin-Stout before becoming interim Director of Player Development for the Los Angeles Dodgers...minor league baserunning and bunting instructor for the Los Angeles Dodgers in 2000...served as major league roving coach for first half of the 1999 season before serving as minor league field coordinator in the second half...began 1998 season as special assignment major league coach for the Los Angeles Dodgers, before becoming minor league field coordinator at mid-point of season...managed Single-A Yakima 1994-97 and named Northwest League Manager of the Year in 1994 and 1996...led Yakima to Northern Division title in 1994 and Northwest League Championship in 1996...managed Single-A Vero Beach Dodgers in 1993...managed Single-A Yakima in the Northwest League in 1991-92...managed Rookie Great Falls Dodgers to consecutive league championships in 1989-90...named coach at Single-A Sarasota in 1987.

**PLAYING CAREER:** Played five seasons in the Dodgers organization from 1982-86...hit .307 (92-for-300) in 96 games for Double-A San Antonio in one season.

**PROFESSIONAL:** Los Angeles Dodgers' eighth round pick in the 1982 First-Year Player Draft; signed by scout Dale McReynolds.

### VAVRA'S PLAYING RECORD

YEAR	CLUB	AVG	G	AB	R	H	2B	3B	HR	RBI	SH	SF	HB	BB	SO	SB	CS	E	OBP
1982	Lodi	.242	49	149	19	36	5	0	1	10	2	1	0	16	17	2	3	19	.313
1983	Lodi	.312	110	420	58	131	19	2	0	37	0	5	1	37	26	6	4	16	.365
1984	San Antonio	.307	96	300	36	92	15	1	1	40	0	3	0	32	17	4	3	4	.370
	Albuquerque	.227	11	44	5	10	0	0	0	3	1	0	0	3	3	0	1	4	.277
1985	Albuquerque	.272	61	202	31	55	9	1	1	15	1	0	3	21	13	2	0	13	.350
1986	Albuquerque	.250	38	72	11	18	3	1	0	5	1	0	0	7	8	0	2	4	.316
Minor League Totals		.288	365	1187	160	342	51	5	3	110	5	9	4	116	84	14	13	60	.351

### RECORD AS MANAGER

YEAR	CLUB	LEAGUE	POSITION	WON	LOST	PCT.
1989	Great Falls	Pioneer	1st (Northern Division)	53	14	.791
1990	Great Falls	Pioneer	1st (Northern Division)	48	20	.706
1991	Yakima	Northwest	1st (Northern Division)	44	32	.579
1992	Yakima	Northwest	2nd (Northern Division)	36	40	.474
1993	Vero Beach	Florida State	6th (E. Div., 1st half), 2nd (E. Div., 2nd half)	56	77	.471
1994	Yakima	Northwest	1st (Northern Division)	49	27	.645
1995	Yakima	Northwest	4th (Northern Division)	28	48	.368
1996	Yakima	Northwest	1st (Northern Division)	40	36	.526
1997	Yakima	Northwest	4th (Northern Division)	23	53	.303
Minor League Totals				377	347	.521

# TWINS STAFF



**DAVE PRUEMER**  
HEAD ATHLETIC TRAINER

Dave Pruemer spent his 20th season in the Twins organization in 2014, and second as head athletic trainer after serving eight seasons as assistant athletic trainer. Pruemer attended the University of Southern Illinois, where he received his B.S. in Athletic Training.

A native of Teutopolis, IL, he began his career with the Twins organization in 1995 and served as athletic trainer for Rookie Elizabethton. After one year at Elizabethton, Pruemer was promoted to Single-A Ft. Myers, where he spent the 1996 and 1997 seasons.

He was the athletic trainer for Double-A New Britain from 1998-2001, and was named the Eastern League Trainer of the Year in 2000. Selected by Major League Baseball to work the Arizona Fall League in 2001 and 2003, Pruemer also served as the Twins Triple-A athletic trainer from 2002-04. He was named International League Trainer of the Year in 2004.

Dave and his wife Tina, along with daughter Hannah and sons Dillon and Tyler, live in Woodbury, MN.



**TONY LEO**  
ASSISTANT ATHLETIC TRAINER

Tony Leo spent his 17th season with the Twins organization and his fourth as assistant athletic trainer in 2014. Leo attended Bowling Green State University, where he received his B.S. in Sports Management with an Athletic Training emphasis.

A native of Salem, OH, he began his career in 1997 with the GCL Twins. Leo was hired full time in 1998 and served as the trainer for Rookie Elizabethton. He was promoted to Single-A Quad Cities, where he spent the 2000 and 2001 seasons.

Leo was the trainer for Double-A New Britain from 2002-04, and was named the 2003 Eastern League All-Star trainer. In 2005, Leo was promoted to Triple-A Rochester and selected by MLB to work the Arizona Fall League. He served as the Triple-A trainer from 2005-10 and selected as the Triple-A All-Star Game trainer in 2009.

Tony and his wife, Jennifer, live in Schaumburg, IL.



**LANNING TUCKER**  
ASSISTANT ATHLETIC TRAINER AND REHAB COORDINATOR

Lanning Tucker spent his 23rd season with the Twins organization and second as the Twins assistant athletic trainer and rehab coordinator in 2014. Tucker earned a Bachelor of Science degree in Health Education, Psychology and Athletic Training at Texas A&M University (1983-87) and earned his Master's Degree in Sports Medicine from the United States Sports Academy (1991-92).

Tucker worked 14 seasons as the Twins minor league trainer and rehab coordinator. He spent time training at several professional levels, including Elizabethton (1992-93), Ft. Myers (1994-95, 98), Hardware City (1996) and New Britain (1997).

Lanning, wife Jhanna and sons, Aaron and Bryan, reside in Ft. Myers, FL.



**PERRY CASTELLANO**  
STRENGTH AND CONDITIONING COACH

Perry Castellano spent his eighth season as the Major League Strength and Conditioning coach and 13th overall for the Twins in 2014. His responsibilities include day-to-day instruction for the major league club, as well as developing and designing various programs throughout the entire organization.

Castellano, 54, was the 2010 recipient of the Nolan Ryan Award, given to the MLB Strength Coach of the year. He received a B.S. in Kinesiology in 1983 from Pepperdine University in Malibu, CA, and a Master's degree in Management from National University in San Diego in 1987. Perry held the position of Minor League Strength and Conditioning Coordinator for his first five seasons until his promotion in 2007. He held the position of Strength and Conditioning Coach for the Texas Rangers in Tulsa, OK, from 2000-01.

Perry, wife Lori and sons, Cory and Brady, reside in Cape Coral, FL.

# TWINS STAFF



**ROD MCCORMICK**  
EQUIPMENT MANAGER

Rod McCormick spent his 21st season with the Twins, his eighth as the club's Equipment Manager in 2014. McCormick joined the Twins as a ball boy in 1994, and became the Home Clubhouse Assistant in 1998. He was named home Clubhouse Manager in April 2007.

A graduate of Minnetonka High School, McCormick attended the University of Minnesota from 1993-96. He oversees all the upkeep of team and personal player equipment and the movement of equipment on all road trips. Rod, wife Kristen and twin sons, Charlie and Parker, reside in Minnetonka, MN.



**JASON LIZAKOWSKI**  
VISITING CLUBHOUSE MANAGER

Jason Lizakowski spent his 17th season with the Twins, third as Visiting Clubhouse Manager in 2014. Lizakowski joined the Twins as a ball boy in 1998, and became the Visiting Clubhouse Assistant in 2000. He was named Visiting Clubhouse Manager in January of 2012.

A graduate of Rosemount High School in 1991, Lizakowski, along with his father, started a small construction business serving the metro area before joining the Twins in 1998. He oversees all the upkeep of visiting team needs and the movement of equipment in and out of Target Field. Jason, wife Katie and daughter, Ava, reside in Ramsey, MN.



**NATE DAMMANN**  
BULLPEN CATCHER

Nate Dammann spent his eighth season as bullpen catcher for the Twins in 2014. His responsibilities include preparing the field for batting practice, as well as catching pitchers in the bullpen prior to and during games. In addition, he assists Twins minor league coaches during Instructional League and has traveled to the Twins Academy in the Dominican Republic to coach minor league players each of the past four off-seasons.

Dammann is a 2004 graduate of Hamline University in St. Paul, with a degree in Secondary Education. He played four years of baseball for the Pipers and also played quarterback on their football team. Prior to joining the Twins, Dammann was a substitute teacher in the Edina Public School District. Nate, wife Kate and daughter, Ada, reside in St. Paul, MN.



**SEAN HARLIN**  
DIRECTOR, MAJOR LEAGUE VIDEO

Sean Harlin spent his 23rd year with the Twins in 2014. He was promoted to Director of Major League Video in mid-December of 2012. Harlin attended St. John's University in Collegeville, MN, where he received his B.A. in English.

Harlin began his career with the Twins in 1992 as an office services assistant until joining the Twins media relations department, where he served as Manager of Media Relations from 1995-2005. In his role as Director of Major League Video, Harlin is responsible for selecting video and baseball data for coaching and scouting purposes for the major

leagues as well as overseeing the Twins minor league video coaching program.

Sean, his wife Andrea and their son, Tadhg, reside in Eagan, MN.



**MIKE HERMAN**  
DIRECTOR, TEAM TRAVEL

Mike Herman spent his 15th season with the Twins, second as Director of Team Travel in 2014. He is responsible for planning and implementing the club's travel needs, including charter aircraft, ground transportation and hotel accommodations for the entire traveling party during Spring Training and the regular season.

Herman began his career with the Twins as a Media Relations Intern in 1999, before being hired full-time as a Media Relations Assistant at the start of the 2000 season. He also held the positions of Assistant Manager of Media Relations (2001-03) and Manager of Media and Player Relations (2004-06). He was named Director of Baseball Communications in 2007 and served in that role until being named to his current position in June of 2012.

After graduating from Hopkins High School, Herman attended St. Olaf College, where he played baseball and graduated in 1998 with a degree in Communications. Mike, his wife Brittany, and son Cole, reside in Maple Grove, MN.

**TWINS 40-MAN ROSTER AS OF OCTOBER 1, 2014**

No.	COACHES (7)	B-T	Born	Birthplace	Residence
35	Ron Gardenhire	R-R	10/24/1957	Butzbach, West Germany	Oakdale, Minn.
40	Rick Anderson	R-R	11/29/1956	Everett, Wash.	Ft. Myers, Fla.
23	Tom Brunansky	R-R	08/20/1960	Covina, Calif.	Poway, Calif.
36	Terry Steinbach	R-R	03/02/1962	New Ulm, Minn.	Annandale, Minn.
45	Scott Ullger	R-R	06/10/1955	New York	Visalia, Calif.
46	Joe Vavra	L-R	11/16/1959	Chippewa Falls, Wis.	Menomonie, Wis.
18	Bobby Cuellar	R-R	08/20/1952	Alice, Texas	Alice, Texas

No.	PITCHERS (20)	B-T	HT	WT	Born	Birthplace	Residence	MLS
58	A.J. Achter	R-R	6-5	210	08/27/1988	Toledo, Ohio	Oregon, Ohio	0.027
61	Jared Burton	R-R	6-5	225	06/02/1981	Westminster, S.C.	Westminster, S.C.	7.014
38	Logan Darnell	L-L	6-2	210	02/02/1989	Nashville, Tenn.	Joelton, Tenn.	0.042
52	Brian Duensing	L-L	6-0	205	02/22/1983	Marysville, Kan.	Omaha, Neb.	5.104
50	Casey Fien	R-R	6-2	205	10/21/1983	Santa Rosa, Calif.	Buena Park, Calif.	2.143
44	Kyle Gibson	R-R	6-6	207	10/23/1987	Greenfield, Ind.	Ft. Myers, Fla.	1.056
45	Phil Hughes	R-R	6-5	240	06/24/1986	Mission Viejo, Calif.	Tustin, Calif.	7.113
53	Kris Johnson	L-L	6-4	205	10/14/1984	West Covina, Calif.	Blue Springs, Mo.	0.055
65	Trevor May	R-R	6-5	215	09/23/1989	Longview, Wash.	Kelso, Wash.	0.051
49	Tommy Milone	L-L	6-0	205	02/16/1987	Saugus, Calif.	Saugus, Calif.	2.165
47	Ricky Nolasco	R-R	6-2	225	12/13/1982	Corona, Calif.	Miami, Fla.	8.142
48	Lester Oliveros	R-R	6-0	234	05/28/1988	Maracay, VZ	Maracay, VZ	0.091
15	Glen Perkins	L-L	6-0	204	03/02/1983	St. Paul, Minn.	Lakeville, Minn.	7.010
63	Yohan Pino	R-R	6-2	190	12/26/1983	Aragua, VZ	Aragua, VZ	0.048
57	Ryan Pressly	R-R	6-3	175	12/15/1988	Dallas, Texas	Highland Village, Texas	1.068
	Stephen Pryor	R-R	6-4	245	07/23/1989	Donelson, Tenn.	Donelson, Tenn.	1.144
51	Anthony Swarzak	R-R	6-4	209	09/10/1985	Ft. Lauderdale, Fla.	Ft. Lauderdale, Fla.	4.038
56	Caleb Thielbar	R-L	6-0	197	01/31/1987	Northfield, Minn.	Randolph, Minn.	1.133
64	Aaron Thompson	L-L	6-3	195	02/28/1987	Santa Fe, N.M.	Santa Fe, N.M.	0.053
59	Michael Tonkin	R-R	6-7	220	11/19/1989	Glendale, Calif.	Palmdale, Calif.	0.096

No.	CATCHERS (4)	B-T	HT	WT	Born	Birthplace	Residence	MLS
26	Eric Fryer	R-R	6-2	215	08/26/1985	Columbus, Ohio	Reynoldsburg, Ohio	1.042
12	Chris Herrmann	L-R	6-0	198	11/24/1987	Tomball, Texas	Tomball, Texas	1.020
43	Josmil Pinto	R-R	5-11	210	03/31/1989	Valencia, VZ	San Joaquin, VZ	0.131
8	Kurt Suzuki	R-R	5-11	195	10/04/1983	Wailuku, Hawaii	Torrance, Calif.	7.113

No.	INFIELDBERS (10)	B-T	HT	WT	Born	Birthplace	Residence	MLS
17	Doug Bernier	R-R	6-1	185	06/24/1980	Santa Maria, Calif.	Palm Beach Gardens, Fla.	0.112
20	Chris Colabello	R-R	6-4	218	10/24/1983	Framingham, Mass.	Milford, Mass.	1.004
2	Brian Dozier	R-R	5-11	190	05/15/1987	Tupelo, Miss.	Fulton, Miss.	2.100
5	Eduardo Escobar	S-R	5-10	165	01/05/1989	Villa de Cura, VZ	Palo Negro, VZ	2.128
7	Joe Mauer	L-R	6-5	231	04/19/1983	St. Paul, Minn.	Ft. Myers, Fla.	11.000
9	Eduardo Nunez	R-R	6-0	185	06/15/1987	Santo Domingo, D.R.	Santo Domingo, D.R.	3.090
24	Trevor Plouffe	R-R	6-2	203	06/15/1986	West Hills, Calif.	Porter Ranch, Calif.	3.162
11	Jorge Polanco	S-R	5-11	165	07/05/1993	San Pedro de Macoris, D.R.	Santo Domingo, D.R.	0.007
39	Danny Santana	S-R	5-11	160	11/07/1990	Monte Plata, D.R.	Monte Plata, D.R.	0.149
19	Kennys Vargas	S-R	6-5	273	08/01/1990	Canovanas, P.R.	Canovanas, D.R.	0.060

No.	OUTFIELDERS (5)	B-T	HT	WT	Born	Birthplace	Residence	MLS
31	Oswaldo Arcia	L-R	6-0	220	05/09/1991	Anaco, VZ	Anaco, VZ	1.132
32	Aaron Hicks	S-R	6-2	190	10/02/1989	San Pedro, Calif.	Long Beach, Calif.	1.067
67	Max Kepler	L-L	6-4	207	02/10/1993	Berlin, Germany	Berlin, Germany	0.000
27	Chris Parmelee	L-L	6-1	228	02/24/1988	Long Beach, Calif.	Chino Hills, Calif.	2.058
1	Jordan Schafer	L-L	6-1	205	09/04/1986	Hammond, Ind.	Hammond, Ind.	4.121

No.	60-DAY DL (1)	B-T	HT	WT	Born	Birthplace	Residence	MLS
37	Mike Pelfrey	R-R	6-7	249	01/14/1984	Wright-Patterson AFB, Ohio	Wichita, Kas.	7.122



2014  
**ALL★STAR**  
**GAME**

**PLAYERS**





# A.J. ACHTER

**HEIGHT/WEIGHT:** 6-5/205

**BORN:** 8/28/88 in Toledo, OH

**RESIDES:** Oregon, OH

**ACQUIRED:** 46th round, 2010 First-Year Player Draft

**M.L. SERVICE:** 27 days

**CONTRACT STATUS:** Signed thru 2014

**BATS/THROWS:** R/R

**AGE:** 26



**PERSONAL:** Adam Joseph Achter (pronounced OCK-ter)...2007 graduate of Clay High School in Oregon, Ohio...attended Michigan State University from 2008-10, going 8-13, 4.29 ERA (214.0 IP, 102 ER) with 119 walks, 148 strikeouts and two complete games in 39 career games (36 starts)...pitched for the Lake Erie Monarchs of the Great Lakes Collegiate Summer League in 2008...in high school, named Clay's 2007 Male Scholar-Athlete of the Year...rated No. 5 high school prospect in Ohio by *Baseball America*...lettered in baseball three times, serving as team captain during junior and senior years...earned three varsity letters each in football and basketball...earned second-team all-league honors after setting school record for touchdown receptions...named second-team all-league in basketball, and holds single-game scoring record with 39 points.

## 2014:

- Began season with Double-A New Britain and appeared in three games before being promoted to Triple-A Rochester April 12.
- Posted 13.2-scoreless innings streak May 20-June 14 for Rochester.
- Went 2-3, 1.74 ERA (46.2 IP, 9 ER) with four saves, 42 strikeouts and 14 walks in 26 games for the Red Wings pre-All-Star break.
- Named to International League All-Star team, allowing one run on two hits (1 home run) in 0.0 innings.
- Held left-handed hitters to a .144 (16-for-111) batting average with just four extra-base hits (0 home runs) for Rochester.
- Ranked second in International League in batting-average-against (.176) and baserunners-per-9.0 innings pitched (8.75).
- Contract selected by Minnesota September 2.
- Made major league debut September 3 vs. Chicago-AL, tossing a scoreless ninth inning.
- Recorded first major league strikeout September 7 vs. Los Angeles-AL, fanning Chris Iannetta.
- Earned first major league win September 26 at Detroit, allowing one run on two hits in 2.0 innings pitched.

**2013:** Began season with Double-A New Britain...named to Eastern League All-Star team...posted a 0.53 ERA (17.0 IP, 1 ER) with seven walks and 16 strikeouts in final 13 games with Rock Cats...promoted to Triple-A Rochester twice in a one-week span during early July and eventually finished the season there...posted a 1.62 ERA (16.2 IP, 3 ER) in final 12 appearances for Red Wings...pitched in the Arizona Fall League for the Glendale Desert Dogs, going 1-1, 5.25 ERA (12.0 IP, 7 ER) with four walks and 10 strikeouts.

**2012:** Began season with Single-A Beloit and posted a 0.56 ERA (16.0 IP, 1 ER) with five walks and 19 strikeouts in seven April games...named to Midwest League All-Star team...went 3-1, 2.48 ERA (40.0 IP, 11 ER) in 18 games (1 start) for Snappers and was promoted to Single-A Ft. Myers June 26...15 of 19 appearances for the Miracle were scoreless...converted six of eight save opportunities for the Miracle...posted a 0.79 ERA (34.1 IP, 3 ER) in 19 games...held left-handed hitters to a .167 (9-for-54) average and right-handers to a .169 (12-for-71) average while at Ft. Myers.

**2011:** Played entire season with Single-A Beloit...struck out 13 batters with no walks in 7.0 innings pitched August 19 at Kane County...struck out 10 in 5.1 innings pitched August 29 at Clinton...pitched in 19 games for the Snappers.

**2010:** Began professional career with Rookie Elizabethton...pitched in four games, posting a 4.91 ERA over 7.1 innings pitched.

**PROFESSIONAL:** Selected by the Twins in the 46th round of the 2010 First-Year Player Draft; signed by scout Jeff Pohl...became the second-lowest Twins draft pick to ever play for the Twins (Denny Hocking - 52nd round in 1989 draft).

## GAME HIGHS

### 2014

**IP:** 2.1, 9/15 vs. DET

**Walks:** 1, 3x, last 9/26 at DET

**SO:** 2, 2x, last 9/22 vs. ARI

**CG:** - -

**Win-Streak:** 1, 9/26

**Low-Hit:** - -

### CAREER

**IP:** 2.1, 9/15/14 vs. DET

**Walks:** 1, 3x, last 9/26/14 at DET

**SO:** 2, 2x, last 9/22/14 vs. ARI

**CG:** - -

**Win-Streak:** 1, 9/26/14

**Low-Hit:** - -



ACHTER'S PITCHING RECORD																			
YEAR	CLUB	W-L	ERA	G	GS	CG	SH	SV	IP	H	R	ER	HR	HB	BB	SO	WP	BK	BAA
2010	Elizabethhton	1-0	4.91	4	0	0	0	0	7.1	7	4	4	0	1	3	8	2	1	.250
2011	Beloit	5-8	4.52	19	19	0	0	0	99.2	97	59	50	13	4	35	108	6	1	.256
2012	Beloit	3-1	2.48	18	1	0	0	0	40.0	33	17	11	5	1	12	49	5	0	.226
	Ft. Myers	2-1	0.79	19	0	0	0	6	34.1	21	8	3	0	0	3	37	5	1	.168
2013	New Britain	2-0	2.21	25	0	0	0	3	36.2	28	10	9	3	1	19	36	3	1	.209
	Rochester	1-2	3.04	16	0	0	0	1	23.2	17	9	8	4	0	14	20	0	0	.198
2014	New Britain	0-0	0.00	3	0	0	0	1	6.2	3	0	0	0	0	1	11	0	0	.136
	Rochester	4-4	2.38	40	0	0	0	6	72.0	44	20	19	4	2	24	69	3	1	.176
	MINNESOTA	1-0	3.27	7	0	0	0	0	11.0	14	7	4	2	0	3	5	0	0	.304
Minor League Totals		18-16	2.92	144	20	0	0	17	320.1	250	127	104	29	9	111	338	24	5	.214
Major League Totals		1-0	3.27	7	0	0	0	0	11.0	14	7	4	2	0	3	5	0	0	.304

ACHTER'S CAREER FIELDING RECORD									
POSITION	PCT	G	PO	A	E	TC	DP	PB	
Pitcher	1.000	7	0	1	0	1	0	—	

ACHTER'S DAY-BY-DAY										
Date	Opp.	Dec.	IP	H	R	ER	HR	BB	SO	IR/IRS
Sept. 3	CHW	ND	1.0	0	0	0	0	0	0	0/0
Sept. 7	LAA	ND	1.0	5	5	2	1	0	1	1/1
Sept. 11(1)	@CLE	ND	2.0	2	1	1	0	1	2	0/0
Sept. 15	DET	ND	2.1	2	0	0	0	1	0	3/1
Sept. 20	CLE	ND	1.1	1	0	0	0	0	0	0/0
Sept. 22	ARI	ND	1.1	2	0	0	0	0	2	1/0
Sept. 26	@DET	W(1-0)	2.0	2	1	1	1	1	0	2/0
September Totals			1-0-0	11.0	14	7	4	2	3	3.27 ERA
Post-ASG Totals			1-0-0	11.0	14	7	4	2	3	3.27 ERA
2014 Totals			1-0-0	11.0	14	7	4	2	3	3.27 ERA

TWINS AND SENATORS FRANCHISE RECORDS BY DECADE			
TEAM(S)	YEARS	RECORD	WINNING %
Washington Senators	1901-1909	480-833	.366
Washington Senators	1910-1919	755-737	.506
Washington Senators	1920-1929	792-735	.519
Washington Senators	1930-1939	806-722	.527
Washington Senators	1940-1949	677-858	.441
Washington Senators	1950-1959	640-898	.416
Washington Senators/Minnesota Twins	1960-1969	862-747	.536
Minnesota Twins	1970-1979	812-794	.506
Minnesota Twins	1980-1989	733-833	.468
Minnesota Twins	1990-1999	718-833	.463
Minnesota Twins	2000-2009	863-758	.532
Minnesota Twins	2010-present	359-451	.443
<b>TOTALS</b>		<b>8497-9199</b>	<b>.480</b>



# OSWALDO ARCIA

**HEIGHT/WEIGHT:** 6-0/220

**BORN:** 5/9/91 in Anaco, VZ

**RESIDES:** Cantaura-Anzoategui, VZ

**ACQUIRED:** Signed as an undrafted free agent, 7/4/07

**M.L. SERVICE:** 1 year, 132 days

**CONTRACT STATUS:** Signed thru 2014

**BATS/THROWS:** L/R

**AGE:** 23



**PERSONAL:** Oswaldo Celestino Arcia (pronounced ARR-see-ya)...wife Karla...daughter Maria Fernanda (6/25/08) and son Oswell Daniel (7/29/14)...signed as a 16-year-old from Venezuela in 2007...brother Orlando Arcia is infielder in Milwaukee's organization.

## 2014:

- Made Twins Opening Day roster for first time in his career, playing right field and batting seventh on Opening Day March 31 at Chicago-AL.
- Played four games before being placed on 15-day disabled list April 9 with a right wrist strain.
- Returned from rehab assignment, reinstated from 15-day disabled list and optioned to Triple-A Rochester May 14.
- Played in 22 games for the Red Wings, hitting .312 (24-for-77) with seven doubles, five home runs and 18 RBI.
- Recalled from Rochester May 26.
- Hit .378 (17-for-45) with four doubles, four home runs and 12 RBI in first 11 games off the DL, including career-high 10-game hit-streak (began pre-DL stint) April 3-June 2.
- Hit first career grand slam June 5 vs. Milwaukee, only grand slam for Twins in 2014.
- Missed game July 29 to stay in the Twin Cities for the birth of his son Oswell Daniel, born in the early morning hours that same day.
- Hit a home run August 3 at Chicago-AL along with Chris Parmelee and Eric Fryer as part of a back-to-back-to-back effort, the first for the Twins since 2001.
- Hit seven home runs in August, tied for fourth most in the AL; also had 23 RBI in the month, tied for sixth most in the AL.
- Recorded first career two-homer game August 12 at Houston.
- Homered in three straight games for the second time in career August 17-19 vs. Kansas City and Cleveland.
- Hit 13 home runs with 35 RBI from August 3 through the end of the season; the 13 homers ranked third in the AL in that span and 35 RBI were tied for sixth most.
- Hit .249 (60-for-241) with 31 extra-base hits (17 home runs) off right-handed pitching and .198 (26-for-131) with eight extra-base hits (3 home runs) off left-handed pitching.
- Ranked second on the Twins in home runs (20) and fourth in RBI (57).

**2013:** Participated in Twins major league spring training and was optioned March 15...began the season with Triple-A Rochester, batting .414 (12-for-29) with two doubles, three home runs and eight RBI in nine games...recalled April 15 when Wilkin Ramirez was placed on Paternity List...made major league debut April 15 vs. Los Angeles-AL, batting seventh and playing left field...recorded first major league hit, singling off Joe Blanton in the second inning...optioned back to Rochester upon Ramirez's return...played one game and was recalled April 17 when the Twins placed Darin Mastroianni on the 15-day disabled list...hit first career home run April 23 vs. Miami (Game 1), a three-run shot in the fourth inning off Jose Fernandez...at 21 years, 11 months and 14 days, he became the youngest Twin since Joe Mauer on June 6, 2004 (21 years, 1 month and 18 days) to hit his first major league home run...hit second career home run April 26 vs. Texas, another three-run shot, in the ninth inning off Joe Nathan...celebrated his 22nd birthday May 9 at Boston, hitting a two-run homer and a triple, becoming the first Twin since Ron Coomer (August 19, 1995 at DET) to homer and triple in one game within his first 18 career games...hit .328 (21-for-64) with five doubles and 10 RBI in 18 June games...entered the All-Star break as the AL rookie leader in RBI (25), was tied for second in doubles (11), tied for third in home runs (6), fourth in hits (53), fifth in games (59) and batting average (.257), and seventh in runs scored (20)...optioned to Triple-A Rochester July 14...batted .375 (15-for-40) with four home runs and 13 RBI in his return to Rochester...recalled by Minnesota August 2...hit safely in season-high nine straight games August 7-15, including homering in three straight August 9-10 (doubleheader vs. Chicago-AL on 9th)...recorded six RBI September 22 at Oakland, tying a Twins rookie record, originally set by Tony Oliva in 1964; it was most for a Twin since Mauer had seven in July 2010...finished with 14 home runs, tying him with Tim Lincecum (1984) for 10th most for a rookie in Twins history and most since Marty Cordova had 24 in 1995...led American League rookies in home runs, second in slugging percentage (.430), tied for second in extra-base hits (33), third in RBI (43), fourth in total bases (151), tied for fourth in doubles, tied for sixth in multi-hit games (24), seventh in hits (88) and eighth in batting average (.251).

**2012:** Started the season with Single-A Ft. Myers, hitting .309 (64-for-207) in 55 games...named Twins minor league Player of the Month for May, batting .358 (39-for-109) with 10 doubles, one triple, four home runs, 18 RBI, six walks and 10 runs scored; second career Player of the Month honor...named Florida State League Player of the Week May 28-June 3, batting .571 (12-for-21) with three home runs and seven RBI in six games...selected to Florida State League All-Star Game; participated in the Home Run Derby...promoted to Double-A New Britain June 18...named Twins minor league Player of the Week for the week ending July 20, batting .370 (10-for-27) with two doubles, three home runs, seven RBI and eight runs

## GAME HIGHS

### 2014

**Hits:** 3, 2x, last 9/19 vs. CLE

**HR:** 2, 8/12 at HOU

**RBI:** 4, 2x, last 6/5 vs. MIL

**Grand Slams:** 1, 6/5 vs. MIL

**Hit-Streak:** 10, 4/3-6/2

**SB:** 1, 7/4 vs. NYY

### CAREER

**Hits:** 4, 5/8/13 at BOS

**HR:** 2, 8/12/14 at HOU

**RBI:** 6, 9/22/13 at OAK

**Grand Slams:** 1, 6/5/14 vs. MIL

**Hit-Streak:** 10, 4/3-6/2/14

**SB:** 1, 2x, last 7/4/14 vs. NYY



scored in eight games...named Eastern League Player of the Week August 6-August 12, batting .455 (10-for-22) with five doubles, two home runs, 11 RBI, four runs scored and six walks in seven games...named Eastern League Player of the Week for the second time, August 27-September 3, batting .382 (13-for-34) with one double, two triples, two home runs, 10 RBI, eight runs scored and two walks in eight games...selected to All-Star Futures Game in Kansas City, going 1-for-2 with an RBI double for Team World...recorded three grand slams for New Britain: July 19 at Harrisburg, August 7 at Binghamton and August 26 at New Hampshire...batted .338 (114-for-337) against right-handed pitching, the second highest in the organization...recipient of the Sherry Robertson Award for the Twins minor league Player of the Year, voted on by the Twin Cities chapter of the BBWAA...hit .320 (150-for-469) with 36 doubles, eight triples, 17 home runs, 98 RBI, 76 runs scored and a .388 on-base percentage in 124 games at Ft. Myers and New Britain combined...recorded 40 multi-hit games between Single-A and Double-A...led Twins minor leaguers in hits (150) and total bases (253), was second in doubles (36) and RBI (98), fourth in runs scored (76), triples (8) and batting average (.320), fifth in home runs (17), and sixth in walks (51)...ranked sixth best prospect in the Eastern League and seventh best prospect in the Florida State League by *Baseball America* following the 2012 season...named to the *Baseball America* minor league All-Star Second Team...named a Double-A All-Star outfielder by Topps and Minor League Baseball, and an outfielder on MiLB.com Twins organizational All-Star team...ranked third best prospect in the Twins organization by *Baseball America* entering the 2013 season.

**2011:** Began season with Single-A Beloit and hit .352 (25-for-71) in 20 games for the Snappers...named Midwest Player of the Week, batting .480 (12-for-25) with four home runs, eight RBI and nine runs scored in six games April 25-May 1...placed on disabled list with right UCL strain May 1...went on rehab assignment with GCL Twins and was reinstated June 26...transferred to Single-A Ft. Myers June 26 and recorded four hits and three RBI (5 at-bats) in his ninth game with the Miracle...hit second professional grand slam August 8 at Palm Beach...played two games for Tigres de Aragua in the Venezuelan Winter League...added to the Twins 40-man roster (November) following the 2011 season...ranked fifth best prospect in the Twins organization by *Baseball America* entering the 2012 season.

**2010:** Spent season with Rookie Elizabethton...homered in each of his first three games...named the Appalachian League Player of the Week June 21 and July 12...named Twins minor league Player of the Week for the week ending July 23, batting .375 (12-for-32) with five doubles, two home runs, six RBI, nine runs scored and three walks in eight games...named Twins minor league Player of the Month for July, batting .376 (47-for-125) with 13 doubles, eight home runs, 25 RBI, 24 runs scored and eight walks in 30 games...batted .330 (29-for-88) against left-handed pitching and .398 (68-for-171) against right-handers...led team in batting average (.375), slugging percentage (.672), doubles (21), home runs (14) and RBI (57)...had 30 multi-hit games...led Appalachian League in batting average, RBI, hits, on-base percentage, slugging percentage, extra-base hits, was second in home runs and triples, and third in doubles and runs scored...named *Baseball America* Rookie All-Star, Rookie Player of the Year and third ranked prospect in Appalachian League...ranked ninth best prospect in the Twins organization by *Baseball America*...named to Topps' Short-Season/Rookie All-Star team...named to MiLB.com's 2010 Twins organizational All-Star team.

**2009:** Led GCL Twins in games (44), hits (46), doubles (11) and slugging percentage (.455) and was second in at-bats (167), runs (20), RBI (24) and stolen bases (8)...played three games with Tigres de Aragua of the Venezuelan Winter League...ranked 18th best prospect in Twins organization by *Baseball America* entering 2010 season.

**2008:** Spent first professional season with DSL Twins...hit first professional home run July 15 at DSL Cubs...hit first professional grand slam July 31 vs. DSL White Sox...split time defensively between left field and center field...tied for team lead in RBI (36).

**PROFESSIONAL:** Signed as an undrafted free agent July 4, 2007; signed by scout Jose Leon.

#### ARCIA'S PLAYING RECORD

YEAR	CLUB	AVG	G	AB	R	H	2B	3B	HR	RBI	SH	SF	HB	BB	SO	SB	CS	E	OBP
2008	DSL Twins	.293	61	229	38	67	12	4	4	36	0	1	2	16	27	8	7	3	.343
2009	GCL Twins	.275	44	167	20	46	11	2	5	24	0	3	2	15	18	8	0	0	.337
2010	Elizabethton	.375	64	259	47	97	21	7	14	51	0	1	4	19	67	4	4	0	.424
2011	GCL Twins	.500	2	8	1	4	1	1	0	1	0	0	0	0	1	0	0	0	.500
	Beloit	.352	20	71	18	25	8	1	5	18	0	1	0	9	16	2	2	0	.420
	Ft. Myers	.263	59	213	27	56	14	2	8	32	0	2	3	9	53	1	1	3	.300
2012	Ft. Myers	.309	55	207	22	64	16	3	7	31	1	3	1	23	45	1	3	2	.376
	New Britain	.328	69	262	54	86	20	5	10	67	0	4	5	28	62	3	2	5	.398
2013	Rochester	.313	38	128	25	40	6	0	10	30	0	1	4	22	37	2	1	0	.426
	MINNESOTA	.251	97	351	34	88	17	2	14	43	0	0	4	23	117	1	2	2	.304
2014	Rochester	.312	22	77	16	24	7	0	5	18	0	1	2	5	17	1	0	0	.365
	MINNESOTA	.231	103	372	46	86	16	3	20	57	0	1	6	31	127	1	2	5	.300
Minor League Totals		.314	412	1544	252	485	109	25	63	290	1	16	21	141	326	29	20	13	.376
Major League Totals		.241	200	723	80	174	33	5	34	100	0	1	10	54	244	2	4	7	.302

#### ARCIA'S CAREER FIELDING RECORD

POSITION	PCT	G	PO	A	E	TC	DP	PB
Outfield	.975	102	191	8	5	204	0	—



# DOUG BERNIER

**HEIGHT/WEIGHT:** 6-1/185

**BORN:** 6/24/80 in Santa Maria, CA

**RESIDES:** Palm Beach Gardens, FL

**ACQUIRED:** Signed as minor league free agent, 2/1/13

**M.L. SERVICE:** 112 days

**CONTRACT STATUS:** Signed thru 2014

**BATS/THROWS:** R/R

**AGE:** 34



**PERSONAL:** Douglas Howell Bernier (pronounced ber-NEER)...attended Oral Roberts University...founder of ProBaseballInsider.com, a website that teaches baseball players skills and fundamentals.

## 2014:

- Was an invite to Twins spring training and was reassigned to minor league camp March 24 and began season with Triple-A Rochester for the second straight season.
- Hit .357 (20-for-56) with eight extra-base hits and nine RBI in 19 April games.
- Tied career-high with 11-game hitting streak July 20-30, batting .362 (17-for-47) with six doubles and four RBI during the streak.
- Hit second career grand slam June 30 vs. Norwich (other in 2008).
- Fell a single short of the cycle July 2 at Pawtucket, setting a career-high with nine total bases.
- Led the Red Wings in RBI (54).
- Had contract purchased by Minnesota September 2.
- Played seven games for the Twins in September, going 2-for-7 (.286) with a walk.
- Outrighted off 40-man roster October 13.

**2013:** Started season with Triple-A Rochester...recorded a nine-game hit-streak June 2-10, batting .367 (11-for-30); first nine-plus game hit-streak since April 24-May 5, 2005 with Double-A Tulsa...41 RBI with Rochester were the second highest RBI total of his career and most since 2008 (42 with Triple-A Colorado Springs in 2008)...played 45 straight games without going back-to-back games without a hit, May 28 to end of the season with Rochester...set single-game career-high with four RBI twice: April 25 at Syracuse and June 19 vs. Scranton/Wilkes-Barre...hit .350 (35-for-100) with 14 extra-base hits (10 doubles, 3 triples, 1 home run) and 15 RBI in 29 June games...had career-high 11-game hitting streak June 26-July 7, batting .381 (16-for-42) during the streak...career-high five hits April 25 at Syracuse...hit .338 (48-for-142) with 18 extra-base hits (12 doubles, 5 triples, 1 home run), 29 runs and 20 RBI from June 1 to promotion to Minnesota July 14...recorded a hit in 34 of 40 games over that span...made Twins debut July 21 vs. Cleveland as a defensive replacement, playing third base...recorded first career major league hit and RBI, with a double off Joe Blanton July 22 at Los Angeles-AL...outrighted to Triple-A Rochester October 4.

**2012:** Spent entire season with Triple-A Scranton/Wilkes-Barre (New York-AL)...recorded season-high six-game hitting streak April 7-14...placed on 7-day disabled list with a left oblique strain May 7-June 6...placed on 7-day disabled list with a right great toe infection August 22-September 1.

**2011:** Spent entire season with Scranton/Wilkes-Barre after signing as a minor league free agent December 14, 2010...hit .304 (14-for-46) in 16 June games...recorded season-high four hits July 4 vs. Lehigh Valley...recorded season-high four RBI July 25 at Buffalo.

**2010:** Spent entire season with Triple-A Indianapolis (Pittsburgh) after signing as a minor league free agent January 29, 2010...placed on 7-day disabled list with a right ankle sprain April 8-22...placed on 7-day disabled list with a left ankle sprain July 13-22...declared free agency November 6.

**2009:** Spent the entire season with Triple-A Scranton/Wilkes-Barre after signing as a minor league free agent December 3, 2008...placed on 7-day disabled list with left ankle sprain August 6-17...placed on 7-day disabled list again with a left ankle sprain August 19-September 1...declared free agency November 9.

**2008:** Started season with Triple-A Colorado Springs (Colorado)...recorded first career two-homer game June 2 vs. Sacramento...played 54 games for the Sky Sox before having his contract selected by Colorado June 17...made major league debut as defensive replacement June 17 vs. Cleveland...went 0-for-4 in second career game, first career start, June 19 vs. Cleveland, batting eighth and playing second base...optioned back to Colorado Springs June 20.

**2007:** Spent entire season with Triple-A Colorado Springs...hit .310 (67-for-216), his highest single-season minor league batting average.

**2006:** Spent entire season with Double-A Tulsa (Colorado), hitting .280 (69-for-246) with 16 doubles and three triples in 87 games.

**2005:** Started season with Double-A Tulsa and hit .302 (26-for-86) through first 27 games of the season...led Texas League shortstops with a .974 fielding percentage.

**2004:** Spent entire season with Single-A Visalia (Colorado), hitting .272 (95-for-349) with 13 doubles in 102 games.

**2003:** Spent entire season with Single-A Visalia...finished fifth in California League in walks (64).

**2002:** Spent entire season with Single-A Tri-City (Colorado)...led Northwest League in walks (58).

**PROFESSIONAL:** Signed by Colorado as an undrafted free agent June 12, 2002; signed by scout Dar Cox.

## GAME HIGHS

### 2014

**Hits:** 1, 2x, last 9/22 vs. ARI

**HR:** --

**RBI:** --

**Grand Slams:** --

**Hit-Streak:** 1, 2x, last 9/22

**SB:** --

### CAREER

**Hits:** 2, 8/25/13 at CLE

**HR:** --

**RBI:** 1, 5x, last 9/1/13 at TEX

**Grand Slams:** --

**Hit-Streak:** 4, 2x, last 8/16-9/1/13

**SB:** 1, 2x, last 8/4/13 vs. HOU



### BERNIER'S PLAYING RECORD

YEAR	CLUB	AVG	G	AB	R	H	2B	3B	HR	RBI	SH	SF	HB	BB	SO	SB	CS	E	OBP
2002	Tri-City	.197	64	208	26	41	5	0	1	24	8	1	4	58	55	3	4	11	.380
2003	Visalia	.201	84	268	50	54	5	0	0	21	6	1	2	64	63	12	2	17	.358
2004	Visalia	.272	102	349	56	95	13	1	3	24	3	0	2	45	94	5	4	14	.359
2005	Tulsa	.203	117	369	33	75	14	2	3	39	11	7	8	46	103	1	4	14	.300
2006	Tulsa	.280	87	246	44	69	16	3	1	27	9	2	2	30	46	4	1	10	.361
2007	Colorado Springs	.310	97	216	27	67	15	0	2	27	2	2	1	31	51	4	2	5	.396
2008	Colorado Springs	.255	110	337	58	86	10	4	9	42	5	4	8	64	79	1	2	7	.383
	<b>COLORADO</b>	<b>.000</b>	<b>2</b>	<b>4</b>	<b>0</b>	<b>0</b>	<b>0</b>	<b>0</b>	<b>0</b>	<b>0</b>	<b>0</b>	<b>0</b>	<b>0</b>	<b>0</b>	<b>1</b>	<b>0</b>	<b>0</b>	<b>0</b>	<b>.000</b>
2009	Scranton/Wilkes-Barre	.181	79	227	33	41	9	2	0	20	4	1	7	34	71	1	0	5	.305
2010	Indianapolis	.240	69	200	24	48	14	0	1	15	7	1	1	17	48	6	1	9	.301
2011	Scranton/Wilkes-Barre	.237	95	291	32	69	13	4	0	29	4	1	3	37	78	4	1	6	.328
2012	Scranton/Wilkes-Barre	.201	58	174	13	35	9	0	0	10	6	1	0	27	49	1	2	5	.307
2013	Rochester	.295	92	302	47	89	15	5	3	41	10	3	7	31	74	4	2	6	.370
	<b>MINNESOTA</b>	<b>.226</b>	<b>33</b>	<b>53</b>	<b>9</b>	<b>12</b>	<b>3</b>	<b>0</b>	<b>0</b>	<b>5</b>	<b>2</b>	<b>0</b>	<b>1</b>	<b>8</b>	<b>15</b>	<b>2</b>	<b>1</b>	<b>0</b>	<b>.339</b>
2014	Rochester	.280	124	404	53	113	25	2	6	54	12	5	5	40	78	5	4	12	.348
	<b>MINNESOTA</b>	<b>.286</b>	<b>7</b>	<b>7</b>	<b>2</b>	<b>2</b>	<b>0</b>	<b>0</b>	<b>0</b>	<b>0</b>	<b>0</b>	<b>0</b>	<b>1</b>	<b>1</b>	<b>2</b>	<b>0</b>	<b>0</b>	<b>0</b>	<b>.444</b>
Minor League Totals		.246	1178	3591	496	882	163	23	29	373	87	29	50	524	889	51	29	121	.347
National League Totals		.000	2	3	0	0	0	0	0	0	0	0	0	0	1	0	0	0	.000
American League Totals		.233	40	60	11	14	3	0	0	5	2	0	2	9	17	2	1	0	.352
Major League Totals		.219	42	64	11	14	3	0	0	5	2	0	2	9	18	2	1	0	.333

### BERNIER'S CAREER FIELDING RECORD

POSITION	PCT	G	PO	A	E	TC	DP	PB
Shortstop	1.000	23	18	50	0	68	9	—
Third Base	1.000	7	0	2	0	2	0	—
Second Base	1.000	8	8	7	0	15	1	—
Totals	1.000	39	26	59	0	85	10	—

### QUALIFYING NUMBERS

To qualify for the batting championship, a player must have a minimum of 502 plate appearances or 3.1 plate appearances per number of his team's games.

To qualify for the ERA title a pitcher must have at least 162.0 innings pitched.

To qualify for the fielding championship, a player must have the highest percentage at his position and

(1) a catcher must have played in at least 81 games.

(2) an infielder or outfielder must have played in at least 108 games.

(3) a pitcher must have at least 162.0 innings pitched.



# JARED BURTON

**HEIGHT/WEIGHT:** 6-5/225

**BORN:** 6/2/81 in Westminster, SC

**RESIDES:** Westminster, SC

**ACQUIRED:** Signed as minor league free agent, 11/14/11

**M.L. SERVICE:** 7 years, 14 days

**CONTRACT STATUS:** Signed thru 2014

**BATS/THROWS:** R/R

**AGE:** 33



**PERSONAL:** Levi Jared Burton...1999 graduate of West Oak (S.C.) High School...attended Western Carolina University in Cullowhee, N.C.

## 2014:

- Made Twins Opening Day roster for third consecutive season.
- Made 300th career appearance April 2 at Chicago-AL, his first appearance of season.
- Earned first save of season and eighth of career June 22 vs. Chicago-AL with 1.0 scoreless inning.
- Walked just one batter in 17 appearances (14.2 IP) June 28-August 1.
- Posted an ERA of 0.93 (9.2 IP, 1 ER) in 11 July appearances, including a scoreless appearance streak of nine straight (7.2 IP) July 1-23, his season-long.
- Earned second save of season and ninth of career with 1.0 scoreless inning September 9 at Cleveland, became Twins closer in late September in place of Glen Perkins and saved just one more game.
- Appeared in 68 games, the second most of career...ranked second on the Twins in appearances.

**2013:** Began season on Twins Opening Day roster for second consecutive season...posted a 0.96 ERA (9.1 IP, 1 ER) in 10 April appearances...did not allow a home run in first 19 appearances (18.0 IP) April 3-May 17...recorded first save of the season May 11 vs. Baltimore with 1.0 scoreless inning...recorded 15 holds pre-All-Star break, tied for eighth most in the American League...allowed just one home run in a 28-game span (25.2 IP) June 8-August 15...posted 19 consecutive scoreless appearances July 4-August 15, 17.1 scoreless innings in that span...set single-season career-high with 65th appearance September 8 vs. Toronto...reached 62.1 innings pitched September 12 vs. Oakland, setting a single season career-high...led the Twins with 27 holds—tied for fourth most in the AL and tied for sixth most in baseball...appeared in 71 games, tied for ninth most in the AL for right-handers...led all relievers in baseball with nine losses.

**2012:** Was an invite to spring training after signing as a minor league free agent in November 2012...made Twins Opening Day roster, his first on a major league Opening Day roster since 2009 (Cincinnati) and fourth time in career (also Cincinnati in 2007 & 2008)...made Twins debut April 7 at Baltimore, allowing two runs on two hits in 1.0 inning...his 0.73 ERA (12.1 IP, 1 ER) in June was seventh lowest in the AL for the month (minimum of 10.0 IP)...did not allow a hit to 34 consecutive batters April 12-May 11 (11.1 IP)...walked one batter in 20-game span (20.0 IP) April 30-June 22...posted 16-game scoreless appearance streak June 12-July 29 (16.2 IP)...won first game as Twin and 11th win of career with 1.1 scoreless innings June 20 at Pittsburgh...recorded first career save with 1.0 scoreless inning June 24 at Cincinnati...earned second career save in next appearance (1.0 IP) June 25 vs. Chicago-AL...appeared in 200th career game July 7 at Texas...his .189 opponent batting average was ninth lowest in American League among relievers before All-Star break...held opponents scoreless in 35 of 39 appearances June 12 through the end of season, posting an ERA of 1.17 (38.1 IP, 5 ER) in that span...charged with six runs allowed (1 earned) August 23 at Texas, marking most for a Twins reliever since Brian Bass allowed seven May 24, 2008 at Detroit...set single-season career-high with 54th appearance September 8 vs. Cleveland; set new career-high with 55th September 9 vs. Cleveland...54 of 64 appearances on the season were scoreless...led club in holds (18), the most for a Twins reliever since Matt Guerrier had 23 in 2010...allowed just one of 13 inherited runners to score (7.7%), second lowest percentage in AL (minimum 50.0 IP)...was one of just four AL relievers and seven relievers in baseball with at least 50 appearances (64), an ERA under 2.20 (2.18) and a batting-average-against under .190 (.186), the others being Fernando Rodney (76 G, 0.60 ERA, .167 BAA), Ryan Cook (71 G, 2.09 ERA, .166 BAA), Jake McGee (69 G, 1.95 ERA, .168 BAA), Sergio Romo (69 G, 1.79 ERA, .185 BAA), Aroldis Chapman (68 G, 1.51 ERA, .141 BAA) and Craig Kimbrel (63 G, 1.01 ERA, .126 BAA).

**2011:** Started season with Cincinnati on 15-day disabled list with right shoulder inflammation (officially put on DL March 29)...transferred to 60-day disabled list April 18...had right shoulder surgery April 22...went on rehab assignment July 19-August 17, making three rehab starts for the AZL Reds, then seven rehab games for Triple-A Louisville...reinstated August 22 and officially transferred to Triple-A Louisville...eight of 11 appearances for the Bats were scoreless before being recalled September 1...made first appearance, allowing two runs in 0.2 inning September 1 vs. Philadelphia...did not allow a run in final five appearances (4.0 IP) with just three hits allowed in that time...outrighted off Cincinnati's roster October 31 and elected free agency.

**2010:** Started season with Triple-A Louisville (Cincinnati) and was placed on 7-day disabled list with thyroid dysfunction April 8-May 18...placed on disabled list again with strained left oblique August 10-31...recalled following International League playoffs September 13...made season debut with Cincinnati, tossing 1.0 scoreless inning of relief, September 16 vs. Arizona...retired all 10 batters faced, striking out one.

**2009:** Started season with Cincinnati and made 20 appearances before being optioned to Triple-A Louisville June 1 when Edinson Volquez was reinstated from the disabled list...never left the team and was recalled the next day when Volquez returned to disabled list...posted 2.19 ERA in nine more appearances for the Reds before being optioned to Louisville July 1...returned to Reds July 20 and made two more appearances before he went on disabled list with right shoulder fatigue July 26-August 9...posted 2.35 ERA in first 22 appearances after coming off the DL, including a 1.20 ERA in last 15 appearances of the season...did not allow a run in 9.0 innings over last nine appearances, his longest scoreless streak of the season.

## GAME HIGHS

### 2014

**IP:** 2.0, 8/6 vs. SD

**Walks:** 3, 4/15 vs. TOR

**SO:** 2, 10x, last 9/23 vs. ARI

**CG:** --

**Win-Streak:** 1, 3x, last 9/19 vs. CLE

**Low-Hit:** --

### CAREER

**IP:** 2.1, 7/21/09 at LAD

**Walks:** 3, 3x, last 4/15/14 vs. TOR

**SO:** 4, 4/4/08 vs. PHI

**CG:** --

**Win-Streak:** 7, 4/20/08-

6/20/12

**Low-Hit:** --



**2008:** Made second straight Opening Day roster with the Reds...posted 0.85 ERA (31.2 IP, 3 ER) in 27 appearances May 14-July 10...made first career plate appearance May 27 vs. Pittsburgh, striking out against Marino Salas...posted 2.23 ERA (48.1 IP, 12 ER) in first 43 appearances overall before being placed on 15-day disabled list with a strained right latissimus muscle July 19-September 1, missing 39 games...posted 7.84 ERA (10.1 IP, 9 ER) in 11 appearances after coming off DL...posted career-high five-game winning streak April 20-September 8.

**2007:** Made Reds Opening Day roster for first time in career and made major league debut April 4 vs Chicago-NL...disabled with strained left hamstring April 8-May 8...recorded first career strikeout, fanning Adrian Gonzalez May 14 at San Diego...placed on 15-day disabled list with lower back spasms June 12-July 6...earned first career win in a 12-inning, 2-1 victory July 23 vs. Milwaukee...received votes for the NL Rookie of the Month Award for August after going 2-0, 1.17 (15.1 IP, 2 ER) with 15 strikeouts in 16 games...posted 1.80 ERA (10.0 IP, 2 ER) in 10 September appearances and posted 1.37 ERA (26.1 IP, 4 ER) in final 27 appearances of season...ranked seventh in appearances (47) among National League rookie pitchers.

**2006:** Spent season with Double-A Midland and allowed 71 hits in 74.0 innings...earned only save of the season May 20 vs Frisco...following the season pitched for Phoenix in the Arizona Fall League, going 1-2 with 4.38 ERA and one save in 10 games...selected by Cincinnati in major league phase of Rule 5 Draft in December.

**2005:** Spent the season with Single-A Stockton (Oakland)...ranked third in California League in saves (24) and fifth in appearances (52)...won California League's Rolands Relief Man award.

**2004:** Split season between AZL Athletics and Single-A Modesto...placed on disabled list April 8 and missed first half of season recovering from August 2003 right shoulder surgery...reinstated July 21.

**2003:** Spent second professional season with Single-A Kane County (Oakland)...placed on 7-day disabled list June 7-September 16, missing final three months of the season with a right shoulder injury leading to surgery in August.

**2002:** Signed first professional contract June 12...spent first season with Single-A Vancouver (Oakland) in Northwest League.

**PROFESSIONAL:** Oakland's eighth round pick in the 2002 First-Year Player Draft; signed by scout Kelly Heath.

BURTON'S PITCHING RECORD																			
YEAR	CLUB	W-L	ERA	G	GS	CG	SH	SV	IP	H	R	ER	HR	HB	BB	SO	WP	BK	BAA
2002	Vancouver	0-4	3.58	13	5	0	0	1	37.2	32	22	15	0	2	14	38	2	1	.221
2003	Kane County	2-1	2.27	15	2	0	0	1	31.2	19	9	8	2	2	7	33	4	0	.174
2004	AZL Athletics	1-0	4.15	5	5	0	0	0	21.2	21	12	10	2	2	4	15	2	0	.247
	Modesto	3-2	4.78	10	3	0	0	0	32.0	34	19	17	6	1	20	25	4	0	.270
2005	Stockton	4-4	2.60	52	0	0	0	24	55.1	44	21	16	2	4	20	67	8	1	.212
2006	Midland	6-5	4.14	53	0	0	0	1	74.0	71	36	34	7	3	27	66	9	0	.255
2007	Chattanooga	0-1	11.81	4	0	0	0	0	5.1	10	7	7	0	0	5	3	1	0	.400
	Louisville	1-0	0.64	10	0	0	0	1	14.0	11	1	1	0	1	4	13	1	0	.224
	<b>CINCINNATI</b>	<b>4-2</b>	<b>2.51</b>	<b>47</b>	<b>0</b>	<b>0</b>	<b>0</b>	<b>0</b>	<b>43.0</b>	<b>28</b>	<b>15</b>	<b>12</b>	<b>2</b>	<b>2</b>	<b>22</b>	<b>36</b>	<b>3</b>	<b>1</b>	<b>.187</b>
2008	Louisville	0-0	4.50	2	1	0	0	0	2.0	1	1	1	0	0	2	1	1	0	.167
	<b>CINCINNATI</b>	<b>5-1</b>	<b>3.22</b>	<b>54</b>	<b>0</b>	<b>0</b>	<b>0</b>	<b>0</b>	<b>58.2</b>	<b>56</b>	<b>24</b>	<b>21</b>	<b>6</b>	<b>2</b>	<b>25</b>	<b>58</b>	<b>2</b>	<b>1</b>	<b>.249</b>
2009	Dayton	1-0	0.00	1	0	0	0	0	1.0	1	0	0	0	0	0	3	0	0	.250
	Louisville	3-0	0.82	10	0	0	0	0	11.0	8	1	1	0	0	3	10	0	0	.195
	<b>CINCINNATI</b>	<b>1-0</b>	<b>4.40</b>	<b>53</b>	<b>0</b>	<b>0</b>	<b>0</b>	<b>0</b>	<b>59.1</b>	<b>61</b>	<b>30</b>	<b>29</b>	<b>5</b>	<b>4</b>	<b>23</b>	<b>45</b>	<b>2</b>	<b>0</b>	<b>.261</b>
2010	Louisville	3-2	2.61	33	0	0	0	4	38.0	29	14	11	4	1	16	34	1	0	.204
	<b>CINCINNATI</b>	<b>0-0</b>	<b>0.00</b>	<b>4</b>	<b>0</b>	<b>0</b>	<b>0</b>	<b>0</b>	<b>3.1</b>	<b>0</b>	<b>0</b>	<b>0</b>	<b>0</b>	<b>0</b>	<b>0</b>	<b>1</b>	<b>0</b>	<b>0</b>	<b>.000</b>
2011	AZL Reds	0-1	9.00	3	3	0	0	0	4.0	7	5	4	1	0	0	6	0	0	.389
	Louisville	2-0	4.15	11	0	0	0	0	13.0	12	6	6	1	3	5	11	0	0	.250
	<b>CINCINNATI</b>	<b>0-0</b>	<b>3.86</b>	<b>6</b>	<b>0</b>	<b>0</b>	<b>0</b>	<b>0</b>	<b>4.2</b>	<b>6</b>	<b>2</b>	<b>2</b>	<b>1</b>	<b>0</b>	<b>3</b>	<b>3</b>	<b>0</b>	<b>0</b>	<b>.316</b>
2012	MINNESOTA	3-2	2.18	64	0	0	0	5	62.0	41	21	15	5	5	16	55	0	0	.186
2013	MINNESOTA	2-9	3.82	71	0	0	0	2	66.0	61	29	28	6	5	22	61	2	0	.242
2014	MINNESOTA	3-5	4.36	68	0	0	0	3	64.0	58	34	31	6	3	25	46	1	0	.241
Minor League Totals		26-20	3.46	222	19	0	0	32	340.2	300	154	131	25	19	127	325	33	2	.234
American League Totals		8-16	3.47	203	0	0	0	10	192.0	160	84	74	17	13	63	162	3	0	.230
National League Totals		10-3	3.41	164	0	0	0	0	169.0	151	71	64	14	8	73	143	7	2	.237
Major League Totals		18-19	3.44	367	0	0	0	10	361.0	311	155	138	31	21	136	305	10	2	.230

BURTON'S CAREER FIELDING RECORD									
POSITION	PCT	G	PO	A	E	TC	DP	PB	
Pitcher	.921	367	24	46	6	76	0	—	

BURTON'S BATTING RECORD														
BATTING	AVG	AB	R	H	2B	3B	HR	RBI	SH	SF	HB	BB	SO	SB
Career	.000	2	0	0	0	0	0	0	0	0	0	0	2	0

# BURTON'S DAY-BY-DAY

Date	Opp.	Dec.	IP	H	R	ER	HR	BB	SO	IR/IRS
Apr 2	@CHW	H(1)	1.0	1	1	1	1	0	1	0/0
Apr 5	@CLE	ND	1.0	0	0	0	0	1	0	0/0
Apr 6	@CLE	H(2)	1.0	2	0	0	0	0	0	0/0
Apr 9	OAK	L(0-1)	1.0	2	3	3	1	1	2	0/0
Apr 15	TOR	ND	1.0	1	4	4	1	3	0	0/0
Apr 18	@KCR	ND	1.0	0	0	0	0	0	0	0/0
Apr 22	@TBR	ND	1.0	0	0	0	0	0	0	0/0
Apr 24	@TBR	H(3)	1.0	2	1	1	0	2	2	0/0
Apr 26	DET	H(4)	1.0	2	0	0	0	1	0	0/0
<b>APRIL TOTALS</b>		<b>0-1-0</b>	<b>9.0</b>	<b>10</b>	<b>9</b>	<b>9</b>	<b>3</b>	<b>8</b>	<b>5</b>	<b>9.00 ERA</b>
May 1(1)	LAD	ND	1.0	1	1	1	0	1	0	0/0
May 1(2)	LAD	ND	0.1	0	0	0	0	0	1	1/0
May 3	BAL	ND	1.0	1	0	0	0	0	1	0/0
May 7	@CLE	ND	1.0	0	0	0	0	0	1	0/0
May 10	@DET	ND	1.0	1	0	0	0	0	0	0/0
May 11	@DET	W(1-1)	1.0	0	0	0	0	0	1	0/0
May 13	BOS	ND	1.0	0	0	0	0	0	2	0/0
May 15	BOS	H(5)	1.0	0	0	0	0	0	0	0/0
May 17	SEA	H(6)	1.0	2	1	1	1	0	1	0/0
May 20	@SDP	H(7)	1.0	0	0	0	0	0	0	2/0
May 24	@SFG	ND	1.0	1	0	0	0	0	1	0/0
May 26	TEX	ND	1.0	3	3	3	0	1	0	0/0
May 28	TEX	L(1-2)	0.2	2	1	1	0	0	1	0/0
May 31	@NYY	ND	0.2	1	0	0	0	0	1	3/1
<b>MAY TOTALS</b>		<b>1-1-0</b>	<b>12.2</b>	<b>12</b>	<b>6</b>	<b>6</b>	<b>1</b>	<b>2</b>	<b>10</b>	<b>4.26 ERA</b>
June 3	@MIL	ND	1.0	0	0	0	0	1	2	0/0
June 5	MIL	ND	1.0	2	2	2	1	0	0	0/0
June 7	HOU	ND	1.0	2	0	0	0	0	1	0/0
June 10	@TOR	ND	1.0	0	0	0	0	0	0	0/0
June 11	@TOR	ND	0.2	3	2	2	0	1	1	0/0
June 15	@DET	ND	1.0	0	0	0	0	2	0	3/0
June 16	@BOS	ND	1.0	0	0	0	0	1	1	0/0
June 18	@BOS	ND	0.1	0	0	0	0	0	0	0/0
June 20	CHW	H(8)	1.1	0	0	0	0	0	1	1/0
June 22	CHW	S(1)	1.0	0	0	0	0	0	2	0/0
June 25	@LAA	ND	1.0	2	1	1	0	0	2	0/0
June 30	KCR	ND	1.0	1	2	0	0	0	0	0/0
<b>JUNE TOTALS</b>		<b>0-0-1</b>	<b>11.1</b>	<b>10</b>	<b>7</b>	<b>5</b>	<b>1</b>	<b>5</b>	<b>10</b>	<b>3.97 ERA</b>
July 1	KCR	ND	1.0	0	0	0	0	0	0	0/0
July 5	NYY	ND	1.0	1	0	0	0	0	1	0/0
July 9	@SEA	ND	1.0	1	0	0	0	0	0	0/0
July 11	@COL	ND	1.0	0	0	0	0	0	0	0/0
July 12	@COL	H(9)	0.1	0	0	0	0	0	1	1/0
<b>PRE-ASG TOTALS</b>		<b>1-2-1</b>	<b>37.1</b>	<b>34</b>	<b>22</b>	<b>20</b>	<b>5</b>	<b>15</b>	<b>27</b>	<b>4.82 ERA</b>
July 18	TBR	ND	1.0	0	0	0	0	1	0	0/0
July 19	TBR	ND	1.0	1	0	0	0	0	1	0/0
July 21	CLE	H(10)	0.1	0	0	0	0	0	1	1/0
July 23	CLE	H(11)	1.0	0	0	0	0	0	2	0/0
July 25	CHW	ND	1.0	2	1	1	1	0	1	0/0
July 27	CHW	W(2-2)	1.0	1	0	0	0	0	0	0/0
<b>JULY TOTALS</b>		<b>1-0-0</b>	<b>9.2</b>	<b>6</b>	<b>1</b>	<b>1</b>	<b>1</b>	<b>1</b>	<b>7</b>	<b>0.93 ERA</b>
Aug 1	@CHW	ND	0.1	2	0	0	0	0	0	2/2
Aug 2	@CHW	ND	0.1	2	1	1	0	1	0	1/1
Aug 6	SDP	H(12)	2.0	1	0	0	0	1	1	2/0
Aug 8	@OAK	ND	0.2	0	0	0	0	0	1	1/0
Aug 15	KCR	ND	1.1	1	1	1	0	0	2	1/0
Aug 17	KCR	ND	1.0	0	0	0	0	0	1	0/0
Aug 19	CLE	ND	1.0	0	0	0	0	1	0	0/0
Aug 22	DET	ND	1.0	2	0	0	0	0	0	0/0
Aug 23(2)	DET	ND	1.1	4	2	2	0	0	1	1/0
Aug 26	@KCR	H(13)	1.0	0	0	0	0	0	2	0/0
Aug 28	@KCR	ND	1.0	0	0	0	0	1	1	1/0
Aug 30	@BAL	L(2-3)	1.0	1	1	1	0	0	0	0/0
<b>AUGUST TOTALS</b>		<b>0-1-0</b>	<b>12.0</b>	<b>13</b>	<b>5</b>	<b>5</b>	<b>0</b>	<b>4</b>	<b>9</b>	<b>3.75 ERA</b>
Sep 2	CHW	ND	1.0	0	0	0	0	1	0	0/0
Sep 5	LAA	L(2-4)	1.0	1	1	1	0	2	1	0/0
Sep 6	LAA	L(2-5)	0.2	2	3	3	0	1	0	0/0
Sep 9	@CLE	S(2)	1.0	0	0	0	0	0	0	0/0
Sep 13(2)	@CHW	BS(1)	1.0	2	1	1	0	0	1	0/0
Sep 14	@CHW	H(14)	1.0	0	0	0	0	0	0	0/0
Sep 17	DET	ND	1.0	0	0	0	0	0	0	0/0
Sep 19	CLE	W(3-5)	0.2	0	0	0	0	0	0	1/0
Sep 23	ARI	ND	1.0	1	1	0	0	1	2	0/0
Sep 24	ARI	S(3)	1.0	1	0	0	0	0	1	0/0
<b>SEPTEMBER TOTALS</b>		<b>1-2-2</b>	<b>9.1</b>	<b>7</b>	<b>6</b>	<b>5</b>	<b>0</b>	<b>5</b>	<b>5</b>	<b>4.82 ERA</b>
<b>POST-ASG TOTALS</b>		<b>2-3-2</b>	<b>26.2</b>	<b>24</b>	<b>12</b>	<b>11</b>	<b>1</b>	<b>10</b>	<b>19</b>	<b>3.71 ERA</b>
<b>2014 TOTALS</b>		<b>3-5-3</b>	<b>64.0</b>	<b>58</b>	<b>34</b>	<b>31</b>	<b>6</b>	<b>25</b>	<b>46</b>	<b>4.36 ERA</b>



# CHRIS COLABELLO

**HEIGHT/WEIGHT:** 6-4/218

**BORN:** 10/24/83 in Framingham, MA

**RESIDES:** Milford, MA

**ACQUIRED:** Signed as minor league free agent, 2/2/12

**M.L. SERVICE:** 1 year, 4 days

**CONTRACT STATUS:** Signed thru 2014

**BATS/THROWS:** R/R

**AGE:** 30



**PERSONAL:** Christopher Adrian Colabello (pronounced cah-luh-BELL-oh)...2002 graduate of Milford (MA) High School...attended Assumption College in Worcester, MA, graduating in 2005...batted .361 in 2003 for the Greyhounds and .380 in 2004...father Lou Colabello played for Italy in 1984 Olympics.

## 2014:

- Made Twins Opening Day roster, the first of career, and was in Opening Day lineup March 31 at Chicago-AL; batted fifth as designated hitter, going 2-for-4 with a double.
- Went 2-for-5 with season/career-high six RBI April 3 at Chicago-AL, also most RBI for Twin in 2014.
- Named Co-American League Player of the Week for period ending April 6, along with Los Angeles Angels Josh Hamilton...hit .391 (9-for-23) with four doubles, one home run, 11 RBI and four runs scored in six games.
- Recorded four RBI April 23 at Tampa Bay, giving him 26 for the month, tying Kirby Puckett's 1994 total for most April RBI in Twins history...recorded one RBI April 25 vs. Detroit, his 27th of April, passing Puckett, setting a club record.
- Hit .125 (7-for-56) with 24 strikeouts in 16 May games and was optioned to Triple-A Rochester May 25.
- Hit grand slam June 6 at Charlotte.
- Played 36 games for the Red Wings, hitting .275 (36-for-131) with eight doubles, six home runs and 27 RBI and was recalled by Minnesota July 2 as Joe Mauer was placed on the 15-day DL.
- Appeared in 10 games for the Twins and was optioned back to Rochester August 9.
- Hit .250 (20-for-80) with five doubles, four home runs and 10 RBI in final 24 games with Red Wings.

**2013:** Participated in World Baseball Classic for Team Italy, hitting .333 (6-for-18) with two home runs and seven RBI in five games...was an invite to Twins spring training and was reassigned to minor league camp March 17, reported to Triple-A Rochester...named International League Player of the Week April 8 after hitting .600 (9-for-15) with two home runs, three RBI and six runs scored in four games...named International League Player of the Week again during the week of May 20, leading the IL with 15 hits, a .586 average, 10 RBI, a .594 on-base percentage, and a 1.071 slugging percentage, hitting safely in all seven games played; nine of those 15 hits went for extra-bases...hit safely in 16 straight games May 9-June 5 with the Red Wings...hit .425 (34-for-80) with 12 doubles, six home runs, 20 RBI and 15 runs scored in 20 May games with Rochester...had contract selected from Triple-A Rochester May 22...made major league debut May 22 at Atlanta, batting sixth and playing right field, going 0-for-4...recorded first major league hit May 25 at Detroit, singling off Doug Fister...optioned to Triple-A Rochester May 29 when Trevor Plouffe was reinstated from 7-day disabled list...recalled and optioned two more times in a week span June 2-9...played in Triple-A All-Star Game at Aces Ballpark in Reno, NV on July 17...was overall leader in the online fan balloting and elected as the starting first baseman for the IL squad...batted third in the game and went 1-for-3 with an RBI-double...at the time, was leading the IL in several categories including average (.360), slugging percentage (.655), OPS (1.085) and RBI (65); also ranked in the top three of several other statistical categories including on-base percentage (.2nd, .431), extra-base hits (2nd, 41), total bases (2nd, 180), hits (T-2nd, 99) and home runs (3rd, 20)...participated in the IL Home Run Derby, but did not hit a home run...recalled from Triple-A Rochester July 19...recorded first career RBI, singling in Justin Morneau July 20 at Cleveland...hit first career home run July 26 at Seattle, a two-run shot off Yoervis Medina in the 13th inning, breaking a 1-1 tie, giving the Twins the eventual 3-2 victory...optioned to Triple-A Rochester August 16 when the Twins reinstated Ryan Doumit from the disabled list...recalled August 21...hit first career two-homer game September 2 at Houston, including the game-winning grand slam in the top of the ninth, giving the Twins a 10-6 victory...it was one of three grand slams for the Twins in 2013...became the first player in Twins/Senators franchise history to hit two homers in a game, including a go-ahead grand slam in the ninth inning-or-later...led Twins minor leaguers in batting average (.352) and ranked third in home runs (24)...ranked first in all minor league baseball in slugging percentage (.639), third in batting average and sixth in on-base percentage (.427)...named International League MVP and Rookie of the Year; fifth player in club history to earn both awards...named first baseman on MiLB.com Twins organizational All-Star team...named Triple-A Player of the Year, Minor League All-Star and Triple-A All-Star by *Baseball America*.

**2012:** Named Twins minor league Player of the Week April 20, batting .381 (8-for-21) with two doubles, three home runs, eight RBI and seven runs scored in six games...hit grand slam and recorded season-high six RBI May 31 at New Hampshire...batted .336 (38-for-113) with 11 doubles in 30 July games and .322 (37-for-115) in 30 August games...recorded 20-plus RBI in June (21), July (20) and August (20)...recorded 40 multi-hit games and 21 multi-RBI games...led Eastern League in doubles (37), ranked second in RBI (98), fourth in runs scored (78) and tied for fourth in home runs (19)...led Twins minor leaguers in doubles; was second in games played (134) and RBI; and third in runs scored, hits (141), home runs and total bases (237)...named Eastern League MVP runner-up...named Eastern League season-ending All-Star...named first baseman on MiLB.com Twins organizational All-Star team...played with Algodoneros de Guasave of Mexican Pacific League after the season, batting .332 (68-for-205) with 13 doubles, 17 home runs, 44 RBI and 38 runs scored in 57 games...named to 2013 Italy roster for World Baseball Classic.

## GAME HIGHS

### 2014

**Hits:** 3, 2x, last 4/17 vs. TOR

**HR:** 1, 6x, last 7/6 vs. NYY

**RBI:** 6, 4/3 at CWS

**Grand Slams:** - -

**Hit-Strike:** 8, 4/15-23

**SB:** - -

### CAREER

**Hits:** 3, 2x, last 4/17/14 vs. TOR

**HR:** 2, 9/2/13 at HOU

**RBI:** 6, 4/3/14 at CWS

**Grand Slams:** 1, 9/2/13 at HOU

**Hit-Strike:** 8, 4/15-23/14

**SB:** - -



**2011:** Spent seventh season with Worcester of the Canadian-American Association, batting .348 (127-for-365) with 32 doubles, 20 home runs, 79 RBI and 75 runs scored in 92 games...set Can-Am record for extra-base hits in a season with 52...led league in slugging percentage (.600), OPS (1.010) and total bases (219); tied for first in doubles (32); was second in batting average (.348), hits (127), home runs (20) and RBI (79), and third in runs scored (75) and on-base percentage (.410)...named league's All-Star first baseman...awarded Can-Am League MVP and *Baseball America* Independent League Player of the Year.

**2010:** Spent sixth season with Worcester, batting .301 (95-for-316) with 13 home runs and 59 RBI...ranked eighth in Can-Am League in home runs.

**2009:** Spent fifth season with Worcester, batting .302 (97-for-321) with 22 doubles, nine home runs and 55 RBI...played 58 games at third base, committing 21 errors (.860 fielding percentage).

**2008:** Spent fourth season with Worcester...named league's All-Star first baseman...set Can-Am League record for doubles (34) in a year...ranked first in RBI (76), fourth in runs scored (71), fifth in batting average (.336) and sixth in home runs (16).

**2007:** Split season with Worcester and Nashua...set Can-Am League records with 10 RBI and 13 total bases May 29...combined to bat .302 (100-for-331) with 29 doubles, 13 home runs, 62 RBI and 64 runs scored in 91 games between Worcester and Nashua...was second in the league in doubles (29), tied for seventh in home runs (13), seventh in runs scored (64) and tied for sixth in RBI (62).

**2006:** Attended Detroit Tigers tryout camp and signed; released 22 days later and rejoined Worcester...batted .305 (105-for-344) with 26 doubles in 90 games...tied for second in Can-Am League in doubles and ranked seventh in batting average.

**2005:** Batted .320 (55-for-172) in 51 games for Worcester of Canadian-American Association.

**PROFESSIONAL:** Originally signed by Detroit in March of 2006...played Independent League baseball in the Canadian-American Association from 2005-11.

COLABELLO'S PLAYING RECORD																			
YEAR	CLUB	AVG	G	AB	R	H	2B	3B	HR	RBI	SH	SF	HB	BB	SO	SB	CS	E	OBP
2005	Worcester (Can-Am)	.320	51	172	24	55	7	0	8	31	5	0	4	29	31	3	0	6	.429
2006	Worcester (Can-Am)	.305	90	344	52	105	26	2	7	58	0	6	5	30	64	4	5	6	.364
2007	Worcester (Can-Am)	.288	48	177	31	51	17	1	5	28	1	0	3	26	26	6	3	4	.388
	Nashua (Can-Am)	.318	43	154	33	49	12	0	8	34	0	2	5	19	20	0	1	5	.406
2008	Worcester (Can-Am)	.336	93	357	71	120	34	1	16	76	0	8	8	37	44	3	2	14	.402
2009	Worcester (Can-Am)	.302	84	321	48	97	22	0	9	55	0	3	4	34	46	3	5	24	.373
2010	Worcester (Can-Am)	.301	82	316	53	95	16	1	13	59	1	4	7	29	53	3	2	21	.366
2011	Worcester (Can-Am)	.348	92	365	75	127	32	0	20	79	0	5	6	39	39	1	3	7	.410
2012	New Britain	.284	134	496	78	141	37	1	19	98	0	5	13	47	94	0	0	4	.358
2013	Rochester	.352	89	338	58	119	25	0	24	76	0	5	5	43	89	2	1	7	.427
	MINNESOTA	.194	55	160	14	31	3	0	7	17	0	0	1	20	58	0	1	3	.287
2014	Rochester	.268	61	213	28	57	13	0	10	38	0	2	2	21	55	0	0	4	.336
	MINNESOTA	.229	59	205	17	47	13	0	6	39	0	0	1	14	66	0	2	3	.282
Independent League Totals		.317	583	2206	387	699	166	5	86	420	7	28	38	243	323	23	21	86	.390
Minor League Totals		.312	867	3253	551	1016	241	6	139	632	7	40	58	354	561	25	22	15	.385
Major League Totals		.214	114	365	31	78	16	0	13	56	0	0	2	34	124	0	3	6	.284

COLABELLO'S CAREER FIELDING RECORD								
POSITION	PCT	G	PO	A	E	TC	DP	PB
First Base	.990	49	368	34	4	406	37	—
Outfield	.951	30	36	3	2	41	1	—
Totals	.987	103	404	37	6	447	38	—

COLABELLO'S WORLD BASEBALL CLASSIC RECORD																			
YEAR	CLUB	AVG	G	AB	R	H	2B	3B	HR	RBI	SH	SF	HB	BB	SO	SB	CS	E	OBP
2013	Italy	.333	5	18	4	6	0	0	2	7	0	0	0	1	4	0	0	0	.368



# LOGAN DARNELL

**HEIGHT/WEIGHT:** 6-2/210

**BORN:** 2/2/89 in Nashville, TN

**RESIDES:** Joelton, TN

**ACQUIRED:** 6th round, 2010 First-Year Player Draft

**M.L. SERVICE:** 42 days

**CONTRACT STATUS:** Signed thru 2014

**BATS/THROWS:** L/L

**AGE:** 25



**PERSONAL:** Logan Reece Darnell...2007 graduate of Goodpasture (TN) High School where he was named Louisville Slugger High School All-American...pitched at the University of Kentucky; was one of eight 2010 Kentucky players or former UK players to be drafted or sign a professional contract in the 2010 Major League Baseball First-Year Player Draft.

## 2014:

- Optioned to Triple-A Rochester from Twins spring training March 9.
- Posted a 1.69 ERA (21.1 IP, 4 ER) with opponents hitting .195 (15-for-77), allowing seven walks and 21 strikeouts in four April starts.
- Recalled May 2.
- Made major league debut May 6 at Cleveland, tossing 3.0 perfect innings of relief; recorded first career strikeout, fanning Michael Brantley in the eighth inning.
- Optioned the next day, May 7, when the Twins purchased contract of Matt Guerrier.
- Earned first win with Rochester May 17 vs. Toledo, allowing two runs (1 earned) in 5.2 innings pitched with a season-high eight strikeouts.
- Pitched third career complete game for Red Wings June 29 vs. Norwich, allowing one run on nine hits, earning the win.
- Recalled July 26 and made first career start that day vs. Chicago-AL, opposite Chris Sale; allowed seven runs on 11 hits in 5.0 innings pitched with seven strikeouts, no walks and suffered the loss.
- Optioned August 3 when the Twins claimed outfielder Jordan Schafer off waivers.
- Recalled September 2.
- Combined to go 7-8, 4.21 (139.0 IP, 65 ER) with 57 walks and 112 strikeouts in 30 games (21 starts) between Rochester and Minnesota.

**2013:** Began season with Double-A New Britain and posted a 1.17 ERA (15.1 IP, 2 ER) in first three starts...made three consecutive starts for the Rock Cats with 7.0-or-more innings May 12-23, posting a 1.56 ERA in that span...named Twins minor league Player of the Week May 26, going 1-1, 0.60 ERA (15.0 IP, 1 ER) with nine hits allowed, one walk and 15 strikeouts in two starts...named International League Player of the Week June 24, pitching a complete game shutout, allowing four hits, one walk and nine strikeouts June 20 at Erie...promoted to Triple-A Rochester June 24...made 11 appearances (10 starts), including four quality starts for the Red Wings...pitched 8.0 scoreless innings August 18 vs. Louisville...tossed a combined 153.2 innings between New Britain and Rochester recording 120 strikeouts and just 45 walks...ranked second among Twins minor leaguers in strikeouts...added to Twins 40-man roster November 20.

**2012:** Played entire season with Double-A New Britain...made 28 starts...played for Peoria Javelinas in the Arizona Fall League, going 2-0, 2.45 ERA (18.1 IP, 5 ER) in nine games (2 starts).

**2011:** Began season with Single-A Beloit...promoted to Single-A Ft. Myers May 16 and went 8-3, including five straight wins June 8-July 15...promoted to Double-A New Britain August 11 and won first start at Double-A, tossing 7.2 innings without allowing an earned run August 12 at Bowie...ranked 22nd best prospect in Twins organization by *Baseball America* entering the 2012 season.

**2010:** Made professional debut with Rookie Elizabethton, striking out 32 batters in 34.2 innings pitched...appeared in 11 games, including five starts.

**PROFESSIONAL:** Selected by the Twins in the sixth round of the 2010 First-Year Player Draft; signed by scout Earl Winn.

## GAME HIGHS

### 2014

**IP:** 5.0, 7/26 vs. CWS

**Walks:** 4, 8/1 at CWS

**SO:** 7, 7/26 vs. CWS

**CG:** - -

**Win-Streak:** - -

**Low-Hit:** - -

### CAREER

**IP:** 5.0, 7/26/14 vs. CWS

**Walks:** 4, 8/1/14 at CWS

**SO:** 7, 7/26/14 vs. CWS

**CG:** - -

**Win-Streak:** - -

**Low-Hit:** - -



# DARNELL'S PITCHING RECORD

YEAR	CLUB	W-L	ERA	G	GS	CG	SH	SV	IP	H	R	ER	HR	HB	BB	SO	WP	BK	BAA
2010	Elizabethhton	2-3	2.08	11	5	0	0	0	34.2	128	16	8	2	2	6	32	4	0	.220
2011	Beloit	2-2	3.78	6	6	0	0	0	33.1	24	17	14	1	3	8	24	1	0	.192
	Ft. Myers	8-3	4.17	15	15	0	0	0	86.1	95	43	40	6	3	25	46	9	2	.286
	New Britain	1-1	5.58	5	5	0	0	0	30.2	38	26	19	3	5	4	20	2	0	.317
2012	New Britain	11-12	5.08	28	28	0	0	0	156.0	193	91	88	22	4	47	98	3	11	.308
2013	New Britain	6-6	2.61	15	15	1	1	0	96.2	96	34	28	4	8	23	77	7	0	.263
	Rochester	4-4	4.26	12	11	0	0	0	57.0	63	33	27	5	4	22	43	4	0	.292
2014	Rochester	7-6	3.60	23	19	1	0	0	115.0	108	63	46	16	1	49	90	8	4	.246
	MINNESOTA	0-2	7.13	7	4	0	0	0	24.0	31	20	19	5	1	8	22	0	0	.307
Minor League Totals		41-37	3.99	115	104	2	1	0	609.2	645	323	270	59	30	184	430	46	9	.274
Major League Totals		0-2	7.13	7	4	0	0	0	24.0	31	20	19	5	1	8	22	0	0	.307

# DARNELL'S CAREER FIELDING RECORD

POSITION	PCT	G	PO	A	E	TC	DP	PB
Pitcher	.750	7	1	2	1	4	0	—

# DARNELL'S DAY-BY-DAY

Date	Opp.	Dec.	IP	H	R	ER	HR	BB	SO	IR/IRS
May 6	@CLE	ND	3.0	0	0	0	0	0	1	0/0
MAY TOTALS		0-0-0	3.0	0	0	0	0	0	1	0.00 ERA
PRE-ASG TOTALS		0-0-0	3.0	0	0	0	0	0	1	0.00 ERA
July 26	CHW	L(0-1)	5.0	11	7	7	1	0	7	--
JULY TOTALS		0-1-0	5.0	11	7	7	1	0	7	12.60 ERA
Aug 1	@CHW	ND	4.0	5	4	4	0	4	4	--
AUGUST TOTALS		0-0-0	4.0	5	4	4	0	4	4	9.00 ERA
Sep 7	LAA	L(0-2)	4.2	5	5	5	2	1	3	--
Sep 13(2)	@CHW	ND	4.1	7	4	3	2	2	5	--
Sep 20	CLE	ND	1.0	1	0	0	0	0	1	0/0
Sep 21	CLE	ND	2.0	2	0	0	0	1	1	0/0
SEPTEMBER TOTALS		0-1-0	12.0	15	9	8	4	4	10	6.00 ERA
POST-ASG TOTALS		0-2-0	21.0	31	20	19	5	8	21	8.14 ERA
2014 TOTALS		0-2-0	24.0	31	20	19	5	8	22	7.13 ERA

# AMERICAN LEAGUE CENTRAL HISTORY

YEAR	CHAMPION	RECORD	TWINS FINISH
1994*	Chicago White Sox	67-46	Fourth place with a record of 53-60, 15.0 games back
1995	Cleveland Indians	100-44	Fifth place with a record of 56-88, 44.0 games back
1996	Cleveland Indians	78-84	Fourth place with a record of 78-84, 21.5 games back
1997	Cleveland Indians	86-75	Fourth place with a record of 68-94, 18.5 games back
1998	Cleveland Indians	89-73	Fourth place with a record of 70-92, 19.0 games back
1999	Cleveland Indians	97-65	Fifth place with a record of 63-97, 33.0 games back
2000	Chicago White Sox	95-67	Fifth place with a record of 69-93, 26.0 games back
2001	Cleveland Indians	91-71	Second place with a record of 85-77, 6.0 games back
2002	Minnesota Twins	94-67	Lost 4 games to 1 in the ALCS to the Anaheim Angels
2003	Minnesota Twins	90-72	Lost 3 games to 1 in the ALDS to the New York Yankees
2004	Minnesota Twins	92-70	Lost 3 games to 1 in the ALDS to the New York Yankees
2005	Chicago White Sox	99-63	Third place with a record of 83-79, 16.0 games back
2006	Minnesota Twins	96-66	Swept in three games in the ALDS by the Oakland Athletics
2007	Cleveland Indians	96-66	Third place with a record of 79-83, 17.0 games back
2008	Chicago White Sox	89-74	Second place with a record of 88-75, 1.0 game back
2009	Minnesota Twins	87-76	Swept in three games in the ALDS by the New York Yankees
2010	Minnesota Twins	94-68	Swept in three games in the ALDS by the New York Yankees
2011	Detroit Tigers	95-67	Fifth place with a record of 63-99, 32.0 games back
2012	Detroit Tigers	88-74	Fifth place with a record of 66-96, 22.0 games back
2013	Detroit Tigers	93-69	Fourth place with a record of 66-96, 27.0 games back
2014	Detroit Tigers	90-72	Fifth place with a record of 70-92, 20.0 games back

\*Season cut short due to work stoppage



# BRIAN DOZIER

**HEIGHT/WEIGHT:** 5-11/190

**RN:** 5/15/87 in Tupelo, MS

**RESIDES:** Fulton, MS

**ACQUIRED:** 8th round, 2009 First-Year Player Draft

**M.L. SERVICE:** 2 years, 100 days

**CONTRACT STATUS:** Signed thru 2014

**BATS/THROWS:** R/R

**AGE:** 27



**PERSONAL:** James Brian Dozier (pronounced DOE-sheer)...wife Renee (Hrapmann)...2005 graduate of Itawamba Agricultural (MS) High School, where he also earned three letters in football, two in golf and one in basketball...was two-time All-State selection and four-time All-Area and All-Division selection in baseball...attended the University of Southern Mississippi from 2006-09.

## 2014:

- Made Twins Opening Day roster for second straight season and was Opening Day second baseman and leadoff hitter March 31 at Chicago-AL.
- Hit fourth career leadoff home run April 5 at Cleveland off Carlos Carrasco.
- Hit second leadoff homer of season, fifth of career April 12 vs. Kansas City off James Shields, tying Cesar Tovar, Denard Span and Shane Mack for sixth most in club history.
- Hit third leadoff homer of season, sixth of career April 17 vs. Toronto off Dustin McGowan, tying Zoilo Versalles for fifth most in club history.
- Hit safely in 12 straight home games April 30-May 18, hitting .367 (18-for-49) during the streak; third highest hit-streak for a Twin at Target Field in 2014.
- Led baseball in April in runs scored (25), fourth in AL in walks (19) and tied for fourth in AL in home runs (7)...25 runs in April set a club record for the month, passing Paul Molitor's 1996 total of 24.
- Hit safely in 10 straight May 9-20, hitting .385 (15-for-39) during the streak.
- Hit 15th home run June 14 at Detroit and stole 15th base two days later on June 16 at Boston, marking the 15th time in club history and 12th different player to hit 15 homers and steal 15 bases in one season...did it in his 67th game which is the fastest ever by a Twin and fastest in baseball since the Dodgers Matt Kemp did it in his 68th game in 2011...according to Elias Sports Bureau, since 1914, Dozier and Larry Hise (21 homers and 15 steals in 1977) are the only Twins in franchise history to hit 15 home runs and steal 15 bases in a first half of a season.
- Hit fourth leadoff homer of season, seventh of career July 4 vs. New York-AL off Chase Whitley, tying Shannon Stewart for fourth most in club history.
- First career two-homer game July 13 at Colorado, one of two for the Twins in 2014 (Arcia the other).
- Led AL and ranked second in baseball in runs scored Pre-All-Star break (69).
- Hit 18 home runs Pre-All-Star break and was selected by AL Captain, Toronto's Jose Bautista, to participate in the Gillette Home Run Derby at Target Field; hit two home runs in the first round and did not advance...became the sixth different Twin to participate in the Home Run Derby (Tom Brunansky - 1985, Gary Gaetti - 1989, Torii Hunter - 2002, Justin Morneau - 2007 & '08, and Joe Mauer - 2009)...became 17th player from host team to participate and second in club history, joining Brunansky...one of six player ever to not be named to an All-Star team to participate (Rafael Palmeiro - 2004, Hee-Seop Choi - 2005, Ryan Howard - 2007, Yoenis Cespedes - 2013, Justin Morneau - 2014).
- Hit 19th home run July 22 vs. Cleveland, setting a single-season career-high and new high all-time for Twins second basemen.
- Recorded 20th stolen base August 20 vs. Cleveland, becoming the sixth different player (7th time) in club history to hit 20 homers and steal 20 bases, the first since Torii Hunter in 2004.
- Scored 100th run September 3 vs. Chicago-AL (Game 2), becoming the 13th different Twin (20th time) to reach 100 runs and first since Michael Cuddyer scored 102 times in 2006.
- Hit safely in career-high 11 straight August 22-September 1, hitting .390 (16-for-41) during the streak.
- Finished with 112 runs scored, the most for a Twin since Knoblauch scored 117 in 1997 and seventh most for Twin all-time.
- Led Twins in hits (145), home runs (23), walks (89), runs (112), stolen bases (21), games (156), at-bats (598), and ranked second in RBI (71).
- Ranked second in the AL and third in baseball in runs scored (112), ranked third in the AL in walks, tied for eighth in times on base (243)...among all second basemen in baseball, he ranked first in runs and walks, tied for first in home runs, third in times on base (243), fourth in total bases (249), and tied for seventh in doubles (33).
- Ranked fifth among second basemen in baseball in double plays (98).
- Was only player in baseball with over 100 runs, 30 doubles, 20 home runs, 80 walks and 20 stolen bases; only player in Twins history also.
- Was given the Twins Heart and Hustle Award, voted on by the MLB Players Alumni Association.
- Given the Jim Kaat Award for Twins Defensive Player of the Year voted on by the Twin Cities Chapter of the Baseball Writers Association of America.

**2013:** Made first career Opening Day roster and started Opening Day at second base April 1 vs. Detroit...hit first home run of the season May 6 at Boston, a game-tying solo shot in the top of the ninth inning off Joel Hanrahan; Twins lost 6-5 in 11 innings...reached base safely in 12 straight

## GAME HIGHS

### 2014

**Hits:** 3, 12x, last 9/26 at DET

**HR:** 2, 7/13 at COL

**RBI:** 4, 7/13 at COL

**Grand Slams:** - -

**Hit-Strike:** 11, 8/22-9/1

**SB:** 2, 5/4 vs. BAL

### CAREER

**Hits:** 3, 25x, last 9/26/14 at DET

**HR:** 2, 7/13/14 at COL

**RBI:** 4, 2x, last 7/13/14 at COL

**Grand Slams:** - -

**Hit-Strike:** 11, 8/22-9/1/14

**SB:** 2, 6x, last 5/4/14



games May 27-June 9, posting a .318 batting average and a .400 on-base percentage in that span...committed just two errors in first 80 games April 1-July 13, posting a .995 fielding percentage in that span...hit game-tying RBI-single in ninth inning August 2 vs. Houston, then later hit game-winning RBI-single in the 13th inning; according to the Elias Sports Bureau, he entered that game with 70 career RBI, but only one other player had either tied the game or put his team ahead in the seventh inning-or-later (game-tying home run on May 6, 2013)...hit 30th double September 1 at Texas, becoming the fourth second baseman in club history to reach 30 doubles, and first since 1999 when Todd Walker hit 37... hit 14th home run August 29 vs. Kansas City, tying Tim Lincecum's 1984 total for most ever by a Twins second baseman...passed Teufel with his 15th August 31 at Texas...played 146 games (141 starts) at second base, sixth most in baseball at the position; committed just six errors, tied for third fewst among AL second basemen...led all MLB second basemen in assists (461) and was involved in 110 double plays, second most among MLB second basemen...led the Twins in home runs (18); was second in doubles (33), hits (136) and RBI (66), and third in walks (51)...ranked second in home runs among AL second basemen; third in extra-base hits (55) and fifth in doubles...finished as the Twins all-time leader in home runs by a second baseman, also finished second in RBI, fifth in slugging percentage (.414), tied for fifth in total bases (231), and sixth in doubles... committed six errors, tying him with three others for fewest ever by a Twins second baseman: Luis Castillo (2006), Chuck Knoblauch (1992) and Steve Lombardozzi (1986)...was given the Charles O. Johnson Award as Twins Most Improved Player and the Mike Augustin "Media Good Guy" Award, both voted on by the Twin Cities Chapter of the BBWAA.

**2012:** Was an invite to Twins spring training and started the season with Triple-A Rochester, hitting safely in first nine games, going 15-for-34 (.441) April 5-14...named Twins minor league Player of the Week April 13, batting .391 (9-for-23) with three doubles, one home run and four RBI in six games...had contract selected by Minnesota May 7 as the Twins placed Justin Morneau on 15-day disabled list...made major league debut May 7 vs. Los Angeles-AL, going 1-for-4 with his first major league hit, singling off David Carpenter; came around to score first major league run... recorded first career RBI in next game May 8 vs. Los Angeles-AL...hit first career double May 12 vs. Toronto...had first career home run the next day, a solo shot off Ricky Romero May 13 vs. Toronto...hit safely in 14 of first 18 major league games May 7-25...had first career stolen base June 4 at Kansas City...optioned to Triple-A Rochester August 14...was tied with Asdrubal Cabrera for the most errors by a shortstop in the AL (15) at the time.

**2011:** Was an invite to Twins spring training...reassigned to minor league camp March 14 and reported to Single-A Ft. Myers...named Twins minor league Player of the Week May 21, batting .433 (13-for-30) with two doubles, two triples, seven RBI, three runs scored and two walks in seven games...named Twins minor league Player of the Month for May after batting .337 (33-for-98) with seven doubles, three triples, 11 RBI, 14 runs scored, 14 walks and seven stolen bases...hit grand slam in final game with Miracle June 4 vs. Jupiter...promoted to Double-A New Britain June 6...named Florida State League Midseason All-Star, but did not play in the game due to promotion...placed on 7-day disabled list with left cheekbone fracture June 10; reinstated June 19...named Eastern League Player of the Week August 8 after batting .520 (13-for-25) with four doubles and four RBI in six games...hit safely in 18 of 19 games July 31-August 21, including first career two-homer game August 20 vs. New Hampshire...made just 13 errors between both levels in 127 games (5 at Ft. Myers and 8 at New Britain)...given the Sherry Robertson Award as the Twins minor league Player of the Year, voted on by the Twin Cities Chapter of the BBWAA...combined to bat .320 (157-for-491) with 33 doubles, 12 triples, nine home runs, 56 RBI, 92 runs scored and 24 stolen bases in 127 games at both levels combined...led the Twins organization in runs scored and triples, was third in hits (157), stolen bases and total bases (241), sixth in doubles, and eighth in walks (55)...named shortstop on MiLB.com's 2011 Twins organizational All-Star team...played for Mesa Solar Sox in Arizona Fall League, batting .296 (32-for-108) with 27 runs, eight doubles, three home runs and 22 RBI in 26 games...earned roster spot in AFL Rising Stars Game representing the East division as the starting second baseman; went 1-for-2 in the game with a solo home run...ranked 10th best prospect in the Twins minor league system, best strike zone discipline and best defensive infielder by *Baseball America* entering the 2012 season.

**2010:** Started season with Single-A Beloit, playing 32 games at shortstop, three games at second base and three games at third base...had season-high 12-game hitting streak April 10-23...transferred to Single-A Ft. Myers May 22...hit first professional home run June 24 vs. Charlotte...named Twins minor league Player of the Week June 25 after batting .412 with 14 hits, one double, one home run, five RBI and six runs scored in eight games...played 66 games at shortstop for Miracle, 14 at third base and 12 at second base...ranked 30th best prospect in Twins organization by *Baseball America* entering 2011 season.

**2009:** Began season with Rookie GCL Twins...played in five games before being promoted to Rookie Elizabethton July 8...named Appalachian League Player of the Week August 10...batted .369 (48-for-130) with 10 doubles in 31 August games...played all 53 of his games at shortstop...finished second in Appalachian League in batting average (.353), hits (77) and on-base percentage (.417)...was named Appalachian League Postseason All-Star.

**AMATEUR CAREER:** Attended the University of Southern Mississippi where he was named a Louisville Slugger Freshman All-American and to Conference USA All-Freshman team in 2006...named Second-Team All-Conference USA as a junior...led team in at-bats (269), hits (92), total bases (128), RBI (tied with 46) and doubles (17) as a junior...started 64 games at shortstop in 2008, missing just two innings the entire year.

**PROFESSIONAL:** Selected by the Twins in the eighth round of the 2009 First-Year Player Draft; signed by scout Earl Winn.

DOZIER'S BATTING RECORD																			
YEAR	CLUB	AVG	G	AB	R	H	2B	3B	HR	RBI	SH	SF	HB	BB	SO	SB	CS	E	OBP
2009	GCL Twins	.286	5	14	1	4	0	0	0	0	0	0	0	2	1	0	0	0	.375
	Elizabethton	.353	53	218	38	77	17	0	0	14	1	3	3	23	26	3	0	14	.417
2010	Beloit	.278	39	151	24	42	7	1	0	17	3	0	0	16	16	6	1	7	.347
	Ft. Myers	.274	93	350	44	96	11	1	5	42	9	6	1	44	41	10	4	15	.352
2011	Ft. Myers	.322	49	180	32	58	11	5	2	22	3	2	6	27	20	13	4	8	.423
	New Britain	.318	78	311	60	99	22	7	7	34	7	0	5	28	46	11	7	5	.384
2012	Rochester	.232	48	181	15	42	11	1	2	17	1	3	1	14	34	3	2	7	.286
	MINNESOTA	.234	84	316	33	74	11	1	6	33	4	3	1	16	58	9	2	15	.271
2013	MINNESOTA	.244	147	558	72	136	33	4	18	66	3	4	6	51	120	14	7	6	.312
	MINNESOTA	.242	156	598	112	145	33	1	23	71	3	8	9	89	129	21	7	15	.345
Minor League Totals		.298	365	1405	214	418	79	15	16	146	24	14	16	154	184	46	18	56	.370
Major League Totals		.241	387	1472	217	355	77	6	47	170	10	15	16	156	307	44	16	36	.318

DOZIER'S CAREER FIELDING RECORD							
POSITION	PCT	G	PO	A	E	TC	PB
Second Base	.986	302	528	936	21	1485	208
Shortstop	.964	83	111	287	15	413	70
Totals	.981	385	639	1223	36	1898	278



# BRIAN DUENSING

**HEIGHT/WEIGHT:** 6-0/205

**BORN:** 2/22/83 in Marysville, KS

**RESIDES:** Omaha, NE

**ACQUIRED:** 3rd round, 2005 First-Year Player Draft

**M.L. SERVICE:** 5 years, 104 days

**CONTRACT STATUS:** Signing thru 2014

**BATS/THROWS:** L/L

**AGE:** 31



**PERSONAL:** Brian Matthew Duensing (pronounced DONE-sing)...wife, Lisa (Blunk)...daughter, McKenna (1/5/12), son, Boston Matthew (4/1/14)...2001 graduate of Millard South (NE) High School...attended University of Nebraska where he was Collegiate Baseball honorable mention All-American, Big 12 All-Freshman team and NCAA Lincoln All-Regional team in 2002...pitched for Team USA in 2008 Olympic Games in Beijing, China...active supporter of the Leukemia & Lymphoma Society, participating in inaugural Lefties Lunkers fishing tournament and the Light The Night Walk...helps raise awareness for childhood cancer.

## 2014:

- Made Twins Opening Day roster for sixth straight season but missed Twins first two games after being placed on Paternity List, attending the birth of his second child, Boston Matthew...reinstated April 3.
- Posted a 0.84 ERA (10.2 IP, 1 ER) in nine April appearances.
- 18 of first 20 appearances were scoreless April 3-May 29, including a string of 10 straight appearances May 5-29 (7.0 IP).
- Posted a 2.52 ERA (35.2 IP, 10 ER) in 36 appearances Pre-All-Star break, the sixth best ERA in the AL among left-handed relievers (minimum 30.0 IP).
- Did not allow a home run in 23 straight appearances (19.0 IP) June 10-August 15.
- Posted a 0.96 ERA (9.1 IP, 1 ER) in 11 July appearances.
- 49 of 62 appearances on the season were scoreless.
- Appeared in 62 games, the second most of his career.
- Led all Twins relievers in ERA (3.31) and ranked fourth in appearances.
- Given the Carl R. Pohlad Community Service Award voted on by the Twin Cities Chapter of the Baseball Writers Association of America.

**2013:** Made the Twins Opening Day roster for fifth straight season...posted a 1.76 ERA (15.1 IP, 3 ER) in first 16 appearances April 1-May 14...earned first career save May 28 vs. Milwaukee, pitching a scoreless 14th inning...won back-to-back games June 11 and 12 vs. Philadelphia, pitching 0.2 scoreless innings in each appearance...did not allow a home run in first 35 appearances (26.1 IP) May 1-June 21, before allowing one to Derek Dietrich June 25 at Miami...the streak went back to August 30, 2012, a span of 47 games (48.1 IP)...won both games of the split doubleheader August 9 at Chicago-AL, tossing 0.1 innings and 1.0 innings respectively; first MLB pitcher to win both games of a doubleheader since Yankees' Luis Vizcaino July 21, 2007...became second pitcher in franchise history to do so, the other being Washington's Walter Johnson September 23, 1923 vs. St. Louis (10.0 IP in both games)...posted a 13.0 consecutive scoreless inning streak over 13 games August 3-September 3...set single-season career-high with 56th appearance August 16 vs. Chicago-AL...appeared in 73 games, tied for seventh most in the American League, the most among left-handers...tied for seventh most appearance ever by a Twins left-hander.

**2012:** Opened season in Twins bullpen, marking fourth straight season on club's Opening Day roster...posted ERA of 1.71 (21.0 IP, 4 ER) and an opponent batting average of .178 (13-for-73) with no home runs allowed in first 19 appearances April 6-May 20...earned first win, tossing 2.0 scoreless innings June 2 at Cleveland...inserted into rotation and made first start June 23 at Cincinnati...went 0-4, 10.13 ERA (13.1 IP, 15 ER) in four starts June 23-July 15 before returning to bullpen...inserted back into rotation for seven starts July 29-August 30; earned first win as starter July 29 vs. Cleveland, allowing one run on five hits in 6.0 innings — first win as a starter since August 28, 2011 vs. Detroit...set career-high with 54th appearance September 29 vs. Detroit; finished with 55 appearances...went 2-4, 3.47 ERA (57.0 IP, 22 ER) in 44 relief appearances and 2-8, 6.92 ERA (52.0 IP, 40 ER) in 11 starts.

**2011:** Named to Twins Opening Day roster as club's number five starter...made first start April 5 at New York-AL, allowing four runs on six hits in 7.0 innings and did not factor into the decision...went 2-1, 2.91 ERA (34.0 IP, 11 ER) in five starts in April and 0-4, 8.76 ERA (24.2 IP, 24 ER) in six games (5 starts) in May...lost five straight decisions April 30-May 25 before snapping that streak, tossing 8.0 shutout innings in a win June 5 at Kansas City...tossed second career complete game shutout, allowing six hits, walking four and striking out seven July 4 vs. Tampa Bay...recorded 200th career strikeout, fanning Ramon Castro in fifth inning July 9 at Chicago-AL...set career-high with nine strikeouts in 6.2 innings August 13 at Cleveland, but was dealt the loss, allowing three runs on nine hits...was unavailable to pitch September 4-13 with a right oblique strain, which occurred in second inning of September 3 start at Los Angeles-AL...held left-handed batters to .217 (38-for-175) batting average with seven extra-base hits...committed four fielding errors on season after entering 2011 having committed none...led Twins staff in losses but ranked second on staff in innings pitched (161.2), starts (28) and strikeouts (115).

**2010:** Started season on Twins Opening Day roster for second consecutive season...began season in bullpen and went 3-1, 1.67 ERA (43.0 IP, 8 ER) with nine holds in 39 appearances...did not allow a run in 10 consecutive appearances (9.1 IP) April 17-May 12...struck out in first career plate appearance June 24 at Milwaukee...was inserted into Twins starting rotation July 23...at the time of move to starting rotation, ranked eighth in American League in ERA for relievers (1.67), second among lefties, and his .214 opponent batting average ranked fifth among lefty relievers...first batters faced in relief went 1-for-36 (.028)...made first start of season July 23 at

GAME HIGHS	
<b>2014</b>	
IP:	2.2, 5/1 vs. LAD
Walks:	3, 8/24 vs. DET
SO:	3, 7/22 vs. CLE
CG:	-
Win-Streak:	2, 7/5-8/11
Low-Hit:	-
<b>CAREER</b>	
IP:	9.0, 2x, last 7/4/11 vs. TB
Walks:	4, 8x, last 7/4/11 vs. TB
SO:	9, 8/13/11 at CLE
CG:	2, last 7/4/11 vs. TB
Win-Streak:	6, 6/11-8/9/13
Low-Hit:	3, 8/14/10 vs. OAK

**PROFESSIONAL:** Selected by the Twins in the third round of the 2005 First-Year Player Draft; signed by scout Mark Wilson.

DUENSING'S PITCHING RECORD																			
YEAR	CLUB	W-L	ERA	G	GS	CG	SH	SV	IP	H	R	ER	HR	HB	BB	SO	WP	BK	BAA
2005	Elizabethton	4-3	2.32	12	9	0	0	0	50.1	49	19	13	4	0	16	55	6	0	.249
2006	Beloit	2-3	2.94	11	11	0	0	0	70.1	68	26	23	3	1	14	55	1	0	.257
	Ft. Myers	2-5	4.24	7	7	0	0	0	40.1	47	25	19	4	0	8	33	1	0	.296
	New Britain	1-2	3.65	10	9	0	0	0	49.1	51	29	20	6	1	18	30	0	0	.277
2007	New Britain	4-1	2.66	9	9	0	0	0	50.2	47	19	15	2	1	7	38	0	0	.240
	Rochester	11-5	3.24	19	19	3	1	0	116.2	115	54	42	13	5	30	86	1	0	.261
2008	Rochester	5-11	4.28	25	24	0	0	0	138.2	150	75	66	16	5	34	77	4	0	.278
2009	MINNESOTA	5-2	3.64	24	9	0	0	0	84.0	84	37	34	7	3	31	53	1	0	.262
	Rochester	4-6	4.66	13	13	0	0	0	75.1	87	40	39	2	2	19	44	2	0	.298
2010	MINNESOTA	10-3	2.62	53	13	1	1	0	130.2	122	42	38	11	3	35	78	1	0	.247
2011	MINNESOTA	9-14	5.23	32	28	1	1	0	161.2	193	102	94	21	1	52	115	3	0	.299
2012	MINNESOTA	4-12	5.12	55	11	0	0	0	109.0	126	71	62	10	2	27	69	5	0	.288
2013	MINNESOTA	6-2	3.98	73	0	0	0	0	61.0	68	28	27	4	2	22	56	6	0	.283
2014	MINNESOTA	3-3	3.31	62	0	0	0	0	54.1	52	20	20	6	1	20	33	2	0	.254
Minor League Totals		33-36	3.61	106	101	3	1	0	591.2	614	287	237	50	15	146	418	15	0	.270
Major League Totals		37-36	4.12	299	61	2	2	1	600.2	645	300	275	59	12	187	404	18	0	.276

DUENSING'S CAREER FIELDING RECORD								
POSITION	PCT	G	PO	A	E	TC	DP	PB
Pitcher	969	299	34	93	4	131	6	—

DUENSING'S BATTING RECORD																
BATTING	AVG	AB	R	H	2B	3B	HR	RBI	SH	SF	HB	BB	SO	SB	CS	OBP
Career	.000	6	0	0	0	0	0	0	0	0	0	0	4	0	0	.000

DUENSUNG'S DIVISION SERIES RECORD																			
YEAR	OPPONENT	W-L	ERA	G	GS	CG	SH	SV	IP	H	R	ER	HR	HB	BB	SO	WP	BK	BAA
2009	New York-AL	0-1	9.64	1	1	0	0	0	4.2	7	5	5	1	0	1	3	1	0	.333
2010	New York-AL	0-1	13.50	1	1	0	0	0	3.1	7	5	5	1	0	1	1	0	0	.438
Division Series Totals		0-2	11.25	2	2	0	0	0	8.0	14	10	10	2	0	2	4	1	0	.378

DUENSUNG'S DAY-BY-DAY											
Date	Opp.	Dec.	IP	H	R	ER	HR	BB	SO	IR/IRS	
Apr 3	@CHW	ND	1.2	1	0	0	0	0	1	1/0	
Apr 5	@CLE	ND	2.0	0	0	0	0	0	0	1/0	
Apr 9	OAK	ND	0.2	0	0	0	0	0	1	1/0	
Apr 11	KCR	ND	1.2	0	0	0	0	0	1	2/0	
Apr 13	KCR	BS(1)	0.2	1	0	0	0	0	0	2/2	
Apr 18	@KCR	ND	1.0	0	0	0	0	1	1	0/0	
Apr 20	@KCR	ND	1.1	1	0	0	0	0	0	0/0	
Apr 23	@TBR	ND	0.2	2	0	0	0	1	0	0/0	
Apr 30	LAD	ND	1.0	2	1	1	0	0	0	0/0	
APRIL TOTALS			0-0-0	10.2	7	1	1	0	2	4	0.84 ERA
May 1 (2)	LAD	L(0-1)	2.2	4	2	2	2	1	1	0/0	
May 5	@CLE	ND	1.0	1	0	0	0	0	0	0/0	
May 7	@CLE	ND	1.0	1	0	0	0	0	0	0/0	
May 8	@CLE	ND	0.2	0	0	0	0	0	1	2/1	
May 13	BOS	ND	0.0	1	0	0	0	1	0	2/1	
May 15	BOS	W(1-1)	1.0	0	0	0	0	1	1	0/0	
May 17	SEA	H(1)	1.0	1	0	0	0	1	0	0/0	
May 20	@SDP	ND	0.0	1	0	0	0	1	0	0/0	
May 24	@SFG	ND	0.1	0	0	0	0	0	1	2/0	
May 26	TEX	ND	1.0	1	0	0	0	0	0	0/0	
May 29	TEX	ND	1.0	0	0	0	0	0	1	1/0	
May 31	@NYY	L(1-2)	1.1	2	2	2	0	2	2	0/0	
MAY TOTALS			1-2-0	11.0	12	4	4	2	7	7	3.27 ERA
June 2	@MIL	ND	0.2	0	0	0	0	0	0	1/0	
June 6	HOU	ND	1.0	0	0	0	0	0	1	0/0	
June 8	HOU	ND	1.0	3	4	4	1	2	1	0/0	
June 10	@TOR	ND	1.0	1	0	0	0	0	1	1/0	
June 14	@DET	ND	1.0	2	0	0	0	0	0	0/0	
June 18	@BOS	ND	1.2	0	0	0	0	0	0	0/0	
June 21	CHW	H(2)	0.2	1	0	0	0	0	0	0/0	
June 25	@LAA	ND	1.0	1	0	0	0	1	2	0/0	
June 27	@TEX	ND	1.0	0	0	0	0	0	1	0/0	
JUNE TOTALS			0-0-0	9.0	8	4	4	1	3	6	4.00 ERA
July 1	KCR	ND	1.0	2	1	1	0	1	1	0/0	
July 3	NYY	ND	0.2	1	0	0	0	0	0	2/2	
July 5	NYY	W(2-2)	1.0	1	0	0	0	0	0	0/0	
July 7	@SEA	ND	1.0	0	0	0	0	0	2	0/0	
July 10	@SEA	H(3)	0.2	2	0	0	0	0	0	1/1	
July 12	@COL	H(4)	0.2	1	0	0	0	0	1	0/0	
PRE-ASG TOTALS			2-2-0	35.2	34	10	10	3	13	21	2.52 ERA
July 20	TBR	ND	1.0	0	0	0	0	0	2	0/0	
July 22	CLE	ND	1.2	0	0	0	0	0	3	0/0	
July 23	CLE	H(5)	0.1	0	0	0	0	0	0	2/0	
July 25	CHW	ND	1.0	0	0	0	0	0	0	0/0	
July 30	@KCR	ND	0.1	0	0	0	0	0	0	1/0	
JULY TOTALS			1-0-0	9.1	7	1	1	0	1	9	0.96 ERA
Aug 1	@CHW	ND	1.1	1	0	0	0	0	0	2/0	
Aug 2	@CHW	BS(2)	0.0	1	1	1	0	0	0	2/2	
Aug 6	SDP	ND	0.0	1	0	0	0	1	0	0/0	
Aug 7	@OAK	ND	1.0	0	0	0	0	1	1	0/0	
Aug 11	@HOU	W(3-2)	0.2	0	0	0	0	0	1	0/0	
Aug 15	KCR	ND	0.1	2	0	0	0	0	0	1/1	
Aug 17	KCR	ND	1.0	1	1	1	1	0	1	0/0	
Aug 19	CLE	L(3-3)	0.2	3	2	2	0	0	0	1/1	
Aug 22	DET	ND	1.0	0	0	0	0	0	0	0/0	
Aug 24	DET	ND	1.1	2	2	2	1	3	0	3/0	
Aug 27	@KCR	ND	0.0	0	1	1	0	1	0	2/0	
Aug 28	@KCR	ND	0.1	0	0	0	0	0	0	0/0	
Aug 30	@BAL	ND	1.0	2	1	1	1	1	0	0/0	
AUGUST TOTALS			1-1-0	8.2	13	8	8	3	7	3	8.31 ERA
Sep 3	CHW	ND	1.0	0	0	0	0	0	0	0/0	
Sep 5	LAA	BS(4)	0.0	1	1	1	0	0	0	2/2	
Sep 7	LAA	ND	1.0	2	0	0	0	0	2	0/0	
Sep 9	@CLE	H(6)	1.0	1	1	1	0	0	0	2/0	
Sep 17	DET	H(7)	0.1	0	0	0	0	0	1	2/0	
Sep 19	CLE	ND	1.0	0	0	0	0	0	0	1/0	
Sep 23	ARI	ND	0.1	0	0	0	0	0	0	1/0	
Sep 27	@DET	ND	1.0	1	0	0	0	0	1	0/0	
SEPTEMBER TOTALS			0-0-0	5.2	5	2	2	0	4	3.18 ERA	
POST-ASG TOTALS			1-1-0	18.2	18	10	10	3	7	12	4.82 ERA
2014 TOTALS			3-3-0	54.1	52	20	20	6	20	33	3.31 ERA



# EDUARDO ESCOBAR

**HEIGHT/WEIGHT:** 5-10/173

**BORN:** 1/5/89 at Villa de Cura, VZ

**RESIDES:** Palo Negro, VZ

**ACQUIRED:** Trade with Chicago-AL, 7/28/12

**M.L. SERVICE:** 2 years, 128 days

**CONTRACT STATUS:** Signed thru 2014

**BATS/THROWS:** S/R

**AGE:** 25



**PERSONAL:** Eduardo Jose Escobar...two sons, Eduardo Jr. and Raul.

## 2014:

- Made Twins Opening Day roster for second consecutive season.
- Set a single-game career-high with four hits April 30 vs. Los Angeles-NL.
- Started first career game in left field May 7 at Cleveland, playing 8.2 innings and making three putouts...started first career game in center field May 8 at Cleveland, playing 8.0 innings, making two putouts and recording two outfield assists...became second "primary infielder" in club history to record two outfield assists, the other being Jeff Rebolet May 20, 1996 vs. Milwaukee.
- Became Twins primary shortstop in early May when Twins optioned Pedro Florimon...started 19 straight games at shortstop May 23-June 10.
- Hit go-ahead solo home run to break 0-0 tie in top of 10th inning May 5 at Cleveland off John Axford; became the only other Twins player in the last 15 years to break a scoreless tie in extra innings with a homer, the previous being Jim Thome September 11, 2010 at Cleveland.
- Hit safely in career-high eight straight May 10-18, hitting .419 (13-for-31) with six doubles during the streak.
- Hit .322 (29-for-90) in 27 May games with 13 doubles - tied with Ian Kinsler (May) and Denard Span (June) for most doubles in any month among all major leaguers.
- Hit .314 (53-for-169) with 21 doubles, 19 runs scored, 12 walks and a .357 on-base percentage in his first 55 games (through June 15).
- Recorded career-high five hits August 22 vs. Detroit, falling a double short of the cycle...according to Elias, he became the first player to collect five hits, including a home run, in a game from either the eighth or ninth slot in the lineup since Detroit's Carlos Pena had six hits, including a pair of homers, at Kansas City in 2004...became second Twin on the season to get hits off five different pitchers in the same game - Danny Santana did it against the White Sox on August 3.
- Recorded career-high six RBI September 27 at Detroit.
- Hit .328 (43-for-131) with 17 extra-base hits (4 home runs) from the right side and .252 (76-for-302) with 26 extra-base hits (2 home runs) from the left side...the .328 average ranked third best in baseball among all switch hitters.
- Ranked second on the Twins in doubles (35) and tied for 10th in the AL.
- Played 98 games at shortstop (86 starts), 25 games at third base (23 starts) nine at second base (6 starts), two in left field (1 start) and one in center field (1 start).
- Given the Charles O. Johnson Award for Twins Most Improved Player voted on by the Twin Cities Chapter of the Baseball Writers Association of America.

**2013:** Made Twins Opening Day roster, marking his second time on a major league Opening Day roster (Chicago-AL in 2012)...hit walk-off two-run double April 3 vs. Detroit, giving the Twins the 3-2 victory and his second career walk-off hit...hit first career home run April 9 at Kansas City, a solo shot off Jeremy Guthrie...optioned to Triple-A Rochester July 14...recorded back-to-back four-hit games August 11 and 12 at Norwich...finished the Triple-A season with a season-high nine-game hitting streak August 25-September 2...named International League Player of the Week September 3 after leading the IL with 12 hits, three home runs, nine RBI, seven runs scored, and a .867 slugging percentage in the season's final eight games...on the final day, went 4-for-5 with three doubles, one home run with five RBI September 2 vs. Scranton-Wilkes-Barre...hit .307 (51-for-166) with 16 doubles in 43 games on the season for Triple-A Rochester...recalled by Minnesota September 9 and hit .324 (11-for-34) in 11 games to finish the season.

**2012:** Appeared in 36 games for Chicago-AL, playing third base, shortstop and second base...hit .207 (18-for-87) with four doubles, a triple and 14 runs scored...entered season ranked 10th best prospect and best defensive infielder in White Sox organization for third straight season by *Baseball America*...acquired from Chicago-AL in exchange for Francisco Liriano July 28, 2012; spent entire season on White Sox 25-man roster prior to being traded to Twins...added to Twins 40-man roster and assigned to Triple-A Rochester...hit .217 (30-for-138) with three doubles, three triples, one home run, nine RBI and 19 runs scored in 35 games for Red Wings...committed just three errors while playing third base (17 games), shortstop (10 games) and second base (9 games)...recalled by Twins September 4...made Twins debut, going 2-for-4 with three RBI and two runs scored, September 4 at Chicago-AL...recorded RBI-single in first Twins at-bat.

**2011:** Spent majority of season with Triple-A Charlotte (Chicago-AL)...recalled September 3 and made major league debut that night at Detroit...entered game as defensive replacement at shortstop and picked up first major league hit, a single off Justin Verlander...batted .266 (130-for-489) with 23 doubles, four triples, four home runs and 49 RBI in 137 games with Knights...appeared in 107 games at shortstop and 30 at second base...

## GAME HIGHS

### 2014

**Hits:** 5, 8/22 vs. DET  
**HR:** 1, 6x, last 9/27 at DET  
**RBI:** 6, 9/27 at DET  
**Grand Slams:** --  
**Hit-Streak:** 8, 5/10-18  
**SB:** 1, 5/2 vs. BAL

### CAREER

**Hits:** 5, 8/22/14 vs. DET  
**HR:** 1, 6x, last 9/27/14 at DET  
**RBI:** 6, 9/27/14 at DET  
**Grand Slams:** --  
**Hit-Streak:** 8, 5/10-18/14  
**SB:** 1, 4x, last 5/2/14 vs. BAL



batted .396 (19-for-48) over last 11 games, including eight-game hitting streak August 25-31 (.436, 14-for-32)...hit .255 (47-for-184) with one home run and 19 RBI in 53 games with La Guaira in Venezuelan Winter League...entered season ranked by *Baseball America* as best defensive infielder and fifth best prospect in White Sox organization.

**2010:** Combined to hit .277 (158-for-570) with 26 doubles, 11 triples, six home runs and 61 RBI in 136 games between Single-A Winston-Salem and Double-A Birmingham...named to Midseason and Postseason Carolina League All-Star teams...named best defensive shortstop in CL by *Baseball America*...ranked among White Sox organizational leaders in triples (2nd, 11), runs scored (T-2nd, 158) and total bases (T-6th, 224)...appeared in 28 games with Peoria Saguaros in Arizona Fall League, hitting .300 (33-for-110) with four home runs, 15 RBI and 22 runs scored...ranked among AFL leaders in total bases (1st, 59), triples (T-1st, 5), runs scored (2nd), home runs (T-3rd) and hits (T-3rd)...named to AFL West Division Rising Stars team...entered season ranked as best defensive infielder in the White Sox organization by *Baseball America*...played six games with La Guaira in Venezuelan Winter League.

**2009:** Hit .256 (119-for-464) with three home runs and 41 RBI in 128 games with Single-A Kannapolis (Chicago-AL)...led team in runs scored (64) and stolen bases (20)...posted 16-game hitting streak August 18-September 3, batting .426 (26-for-61)...hit .269 (7-for-26) in 26 games with La Guaira in Venezuelan Winter League.

**2008:** Began season with Rookie Great Falls (Chicago-AL) before being promoted to Single-A Kannapolis, batting .281 (75-for-267) in 66 combined games...played in six games with La Guaira in Venezuelan Winter League.

**2007:** Spent entire season with the Dominican Summer League White Sox.

**2006:** Made professional debut with Venezuelan Summer League White Sox.

**PROFESSIONAL:** Signed as an undrafted free agent with Chicago-AL, January 28, 2006.

ESCOBAR'S PLAYING RECORD																			
YEAR	CLUB	AVG	G	AB	R	H	2B	3B	HR	RBI	SH	SF	HB	BB	SO	SB	CS	E	OBP
2006	VSL White Sox	.236	46	123	21	29	3	1	0	17	6	1	1	14	25	7	6	9	.317
2007	DSL White Sox	.291	64	247	56	72	5	4	0	18	6	2	5	22	45	19	14	17	.359
2008	Great Falls	.417	6	24	6	10	2	1	1	4	0	1	1	2	3	1	1	1	.464
	Kannapolis	.267	60	243	37	65	6	1	0	22	8	2	0	13	65	4	3	10	.302
2009	Kannapolis	.256	128	464	64	119	10	7	3	41	17	3	1	29	91	20	6	23	.300
2010	Winston-Salem	.285	87	368	57	105	18	8	3	39	11	4	2	23	76	8	5	15	.327
	Birmingham	.262	49	202	22	53	8	3	3	22	5	0	0	9	35	3	0	10	.294
2011	Charlotte	.266	137	489	55	130	23	4	4	49	15	4	1	27	104	13	8	19	.303
	CHICAGO-AL	.286	9	7	0	2	0	0	0	0	0	0	0	0	1	0	0	0	.286
2012	CHICAGO-AL	.207	36	87	14	18	4	1	0	3	1	0	0	9	23	2	0	2	.281
	Rochester	.217	35	138	19	30	3	3	1	9	4	1	0	8	26	3	1	3	.259
	MINNESOTA	.227	14	44	4	10	0	0	0	6	1	1	1	2	8	1	0	0	.271
2013	Rochester	.307	43	166	22	51	16	2	4	27	1	1	3	17	37	6	2	6	.380
	MINNESOTA	.236	66	165	23	39	5	2	3	10	2	1	0	11	34	0	2	7	.282
2014	MINNESOTA	.275	133	433	52	119	35	2	6	37	4	2	2	24	93	1	1	9	.315
Minor League Totals		.269	657	2464	359	664	94	34	19	248	73	19	14	164	507	84	46	113	.316
Major League Totals		.255	258	736	93	188	44	5	9	56	8	4	3	46	159	4	3	18	.300

ESCOBAR'S CAREER FIELDING RECORD									
POSITION	PCT	G	PO	A	E	TC	DP	PB	
Shortstop	.978	149	171	323	11	505	63	—	
Third Base	.948	73	21	88	6	115	13	—	
Second Base	.992	32	50	69	1	120	18	—	
Outfield	1.000	5	7	2	0	9	0	—	
Totals	.976	248	249	482	18	749	94	—	



# CASEYFIEN

**HEIGHT/WEIGHT:** 6-2/205

**BORN:** 10/21/83 in Santa Rosa, CA

**RESIDES:** Buena Park, CA

**ACQUIRED:** Signed as minor league free agent, 1/3/12

**M.L. SERVICE:** 2 years, 143 days

**CONTRACT STATUS:** Signed thru 2014

**BATS/THROWS:** R/R

**AGE:** 30



**PERSONAL:** Casey Michael Fien (pronounced FEEN)...wife, Joann...daughter, Jordan Avery (10/23/13)...2002 graduate of John F. Kennedy High School in La Palma, CA...attended William Penn University in Oskaloosa, IA, where he went 6-3, 2.48 ERA in 2003; Golden West College in Huntington Beach, CA, where he went 3-2, 2.93 ERA in 2004; and Cal Poly, San Luis Obispo (2005-06).

## 2014:

- Made Twins Opening Day roster for second time in career.
- 20 of first 22 appearances were scoreless March 31-May 27, posting a 1.71 ERA (21.0 IP, 4 ER) in that span.
- Earned three wins in a four-game span April 13-23, including wins in consecutive appearances April 13 vs. Kansas City and 17 vs. Toronto...it extended his career-high win-streak to seven, dating back to July 19, 2013.
- Recorded a hold in six straight appearances May 9-21.
- Posted a 1.38 ERA (13.0 IP, 2 ER) in 14 May appearances.
- Went 26 straight games (25.0 IP) without allowing a home run, until allowing a homer to George Springer June 8 vs. Houston.
- Earned first career save June 11 at Toronto, tossing 1.1 scoreless inning, his 148th career game.
- Recorded 15 holds Pre-All-Star break, tied for third most in the AL and tied ninth most in baseball.
- Tied single-season career-high with 73rd appearance September 23 vs. Arizona...set career-highs in innings pitched (63.1) and wins (5).
- Walked just 10 batters on the season, tied for sixth fewest in baseball among all relievers (minimum of 50.0 IP)...posted a walks-per-9.0-IP ratio of 1.42, seventh best in the AL among relievers.
- Finished third in the AL in holds (26) and eighth in baseball...tied for fifth in the AL in games.

**2013:** Made an Opening Day roster for the first time in career...went 25 consecutive right-handed batters faced without allowing a hit May 23-June 23...walked just one batter in a 28-game span (26.2 IP) May 28-August 3, including 20 straight games (18.2 IP) without issuing a walk May 28-July 13...posted a 0.87 ERA (10.1 IP, 1 ER) in 11 June appearances and a 0.75 ERA (12.0 IP, 1 ER) in 13 July appearances...set a single-game career-high with four strikeouts (2.0 IP) June 23 at Cleveland and again July 26 at Seattle...allowed just two runs in a 30-game span (28.1 IP) May 28-August 9, posting a 0.64 ERA and an opponents batting average of .160 (15-for-94) with two walks allowed in that span...made career-high 73 appearances, tied for seventh most in the AL...held right-handed hitters to a .213 (29-for-136) batting average with six extra-base hits, while lefties hit .242 (22-for-91) with eight extra-base hits...led Twins relievers in wins with five.

**2012:** Was an invite to Twins spring training and reassigned to minor league camp April 1, reporting to Triple-A Rochester...recorded a save in first appearance for Red Wings, tossing 1.0 scoreless inning April 5 at Syracuse...went 2-5, 4.30 ERA (46.0 IP, 22 ER) with opponents batting .228, and recorded nine saves in 12 opportunities in 33 games for Red Wings before having contract selected by Twins July 5 when Nick Blackburn was optioned...made Twins debut with 1.0 scoreless inning of relief with one hit allowed July 8 at Texas, his first major league appearance since July 20, 2010 vs. Texas (with Detroit)...earned first major league win, tossing 2.0 scoreless innings July 20 at Kansas City...ranked seventh in AL in ERA (2.12) after the All-Star break and 10th in opponent batting average (.194)...28 of 35 appearances were scoreless...allowed just one run five times and two runs two times.

**2011:** Was an invite to Houston's spring training...started season with Triple-A Oklahoma...appeared in nine games before being placed on 7-day disabled list with right elbow strain April 30...went on rehab assignment with GCL Astros June 25, reinstated June 30...pitched in 12 games for Red Hawks and was released by Houston August 2.

**2010:** Opened season in major league camp with Detroit before being claimed off waivers by Boston March 1 and then Toronto March 4...released by Blue Jays March 17...returned to Tigers organization as minor league free agent March 19...began regular season with Triple-A Toledo...had contract selected by the Tigers June 29 and played one game before being optioned back to Toledo July 3...joined Tigers for second time July 20...designated for assignment by the Tigers July 25 before being outrighted to Toledo July 28...signed a minor league contract with Houston November 12.

**2009:** Began season at Triple-A Toledo (Detroit)...had contract purchased by Tigers July 25 and made major league debut July 26 vs. Chicago-AL, striking out two batters in 2.1 scoreless innings of relief...optioned to Toledo August 4...recalled by Tigers for remainder of season September 1...finished season second among all International League relievers with 10.24 strikeouts-per-9.0-innings pitched, third with a 1.86 walks-per-9.0 innings and fourth with 10.55 baserunners-per-9.0-innings...named 27th best prospect in Tigers organization by *Baseball America*...appeared in five games for Ponce in Puerto Rican Winter League following the season, going 1-0, 1.59 ERA (5.2 IP, 1 ER) with five strikeouts.

## GAME HIGHS

### 2014

**IP:** 2.1, 4/23 at TB

**Walks:** 1, 10x, last 9/5 vs. LAA

**SO:** 3, 6/8 vs. HOU

**CG:** - -

**Win-Streak:** 3, 4/13-23

**Low-Hit:** - -

### CAREER

**IP:** 3.0, 3x, last 7/15/12 vs. OAK

**Walks:** 2, 4x, last 4/10/13 at KC

**SO:** 4, 2x, last 7/26/13 at SEA

**CG:** - -

**Win-Streak:** 7, 7/19/13-

4/23/14

**Low-Hit:** - -



**2008:** Started season at Double-A Erie (Detroit)...converted 11 straight save opportunities for Sea Wolves May 27-July 20...named to Eastern League's midseason All-Star team...promoted to Triple-A Toledo July 28...transferred back to Double-A Erie August 28, but did not appear in a game before returning to Triple-A Toledo August 30...named 11th best prospect in Tigers organization by *Baseball America* following the season...played for Mesa in Arizona Fall League, going 2-0, 1.84 ERA (14.2 IP, 3 ER) with two saves and 15 strikeouts in 12 appearances.

**2007:** Spent season with Single-A West Michigan...appeared in four games during Midwest League playoffs, recording three saves and 13 strikeouts in 7.2 scoreless innings...led all Midwest League relievers with 11.36 strikeouts-per-9.0 innings pitched.

**2006:** Made professional debut with Single-A Oneonta (Detroit)...had eight straight scoreless outings July 4-26, tossing 17.0 scoreless innings in that time.

**PROFESSIONAL:** Selected by the Tigers in the 20th round of the 2006 First-Year Player Draft; signed by scout Tim McWilliam.

FIEN'S PITCHING RECORD																				
YEAR	CLUB	W-L	ERA	G	GS	CG	SH	SV	IP	H	R	ER	HR	HB	BB	SO	WP	BK	BAA	
2006	Oneonta	1-1	2.74	20	0	0	0	1	42.2	39	17	13	1	0	8	37	2	0	.248	
2007	West Michigan	6-1	3.10	39	0	0	0	6	61.0	55	28	21	4	3	10	77	2	0	.233	
2008	Erie	3-3	2.96	40	0	0	0	12	45.2	38	16	15	5	0	12	42	1	0	.226	
	Toledo	2-0	2.40	12	0	0	0	1	15.0	14	4	4	2	1	4	17	1	0	.246	
2009	Toledo	2-1	3.41	42	0	0	0	14	58.0	51	23	22	5	2	15	66	2	1	.237	
	DETROIT	0-1	7.94	9	0	0	0	0	11.1	13	11	10	2	0	6	9	0	0	.289	
2010	DETROIT	0-0	10.12	2	0	0	0	0	2.2	4	3	3	2	0	0	0	0	0	.364	
	Toledo	3-3	2.60	44	0	0	0	8	62.1	54	21	18	8	1	13	44	0	0	.235	
2011	GCL Astros	1-0	0.00	2	0	0	0	0	2.0	1	0	0	0	0	0	3	0	0	.143	
	Oklahoma City	2-2	4.81	21	0	0	0	3	24.1	28	15	13	7	0	8	24	0	0	.289	
2012	Rochester	2-5	4.30	33	0	0	0	9	46.0	39	23	22	5	0	14	42	1	0	.228	
	MINNESOTA	2-1	2.06	35	0	0	0	0	35.0	25	9	8	3	1	9	32	0	0	.195	
2013	MINNESOTA	5-2	3.92	73	0	0	0	0	62.0	51	28	27	9	0	12	73	2	0	.225	
2014	MINNESOTA	5-6	3.98	73	0	0	0	1	63.1	64	29	28	7	0	10	51	2	0	.262	
Minor League Totals		22-16	3.23	253	0	0	0	54	357.0	319	147	128	37	7	84	352	9	1	.238	
Major League Totals		12-10	3.92	192	0	0	0	1	174.1	157	80	76	23	1	37	165	4	0	.240	

FIEN'S CAREER FIELDING RECORD								
POSITION	PCT	G	PO	A	E	TC	DP	PB
Pitcher	1.000	192	11	19	0	30	1	—

## FIEN'S DAY-BY-DAY

Date	Opp.	Dec.	IP	H	R	ER	HR	BB	SO	IR/IRS	
Mar 31	@CHW	ND	0.2	1	0	0	0	0	0	0/0	
Apr 2	@CHW	H(1)	1.0	0	0	0	0	1	1	0/0	
Apr 4	@CLE	ND	1.0	3	3	3	0	0	0	2/0	
Apr 6	@CLE	H(2)	1.0	0	0	0	0	1	1	1/0	
Apr 10	OAK	ND	1.0	1	0	0	0	0	1	0/0	
Apr 13	KCR	W(1-0)	0.1	0	0	0	0	0	1	1/0	
Apr 17(2)	TOR	W(2-0)	1.0	1	0	0	0	0	0	0/0	
Apr 20	@KCR	ND	0.2	0	0	0	0	0	1	0/0	
Apr 23	@TBR	W(3-0)	2.1	0	0	0	0	0	2	3/0	
Apr 25	DET	ND	1.0	0	0	0	0	0	0	0/0	
MARCH/APRIL TOTALS			3-0-0	10.0	6	3	3	0	2	7	2.70 ERA
May 1(2)	LAD	ND	1.0	0	0	0	0	0	2	0/0	
May 3	BAL	ND	1.0	1	0	0	0	0	0	0/0	
May 4	BAL	H(3)	1.0	1	0	0	0	0	1	0/0	
May 7	@CLE	L(3-1)	0.2	2	1	1	0	0	0	0/0	
May 9	@DET	H(4)	1.0	0	0	0	0	0	0	0/0	
May 11	@DET	H(5)	0.2	1	0	0	0	0	0	0/0	
May 15	BOS	H(6)	1.0	0	0	0	0	0	0	0/0	
May 16	SEA	H(7)	0.2	0	0	0	0	1	1	1/1	
May 20	@SDP	H(8)	1.0	0	0	0	0	1	2	0/0	
May 21	@SDP	H(9)	1.0	1	0	0	0	0	0	0/0	
May 24	@SFG	ND	1.0	0	0	0	0	0	0	0/0	
May 27	TEX	ND	1.0	0	0	0	0	0	0	0/0	
May 29	TEX	L(3-2)	1.0	1	1	1	0	0	0	0/0	
May 30	@NYY	ND	1.0	1	0	0	0	0	2	0/0	
MAY TOTALS			0-2-0	13.0	8	2	2	0	2	8	1.38 ERA
June 3	@MIL	ND	1.0	2	1	1	0	0	0	0/0	
June 4	MIL	H(10)	1.0	0	0	0	0	1	1	0/0	
June 8	HOU	ND	1.0	2	1	1	1	0	3	0/0	
June 9	@TOR	ND	0.0	2	0	0	0	0	0	1/1	
June 11	@TOR	S(1)	1.1	0	0	0	0	0	1	2/0	
June 13	@DET	H(11)	1.0	0	0	0	0	0	1	0/0	
June 15	@DET	L(3-3)	0.2	1	1	0	0	0	0	0/0	
June 18	@BOS	L(3-4)	0.1	2	2	2	2	0	0	0/0	
June 19	CHW	W(4-4)	1.0	0	0	0	0	0	1	0/0	
June 21	CHW	H(12)	1.0	1	0	0	0	1	1	0/0	
June 22	CHW	H(13)	1.0	0	0	0	0	0	0	0/0	
June 26	@LAA	ND	1.0	1	0	0	0	0	2	0/0	
June 28	@TEX	ND	0.1	0	0	0	0	0	1	1/0	
JUNE TOTALS			1-2-1	10.2	11	5	4	3	2	11	3.38 ERA
July 2	KCR	ND	1.0	1	1	1	1	0	0	0/0	
July 4	NYY	ND	1.0	1	0	0	0	0	2	0/0	
July 5	NYY	ND	1.0	1	0	0	0	0	1	0/0	
July 8	@SEA	H(14)	0.2	0	0	0	0	0	0	2/0	
July 10	@SEA	H(15)	1.0	1	0	0	0	0	1	0/0	
July 12	@COL	ND	1.0	2	0	0	0	0	0	0/0	
July 13	@COL	ND	1.0	0	0	0	0	0	2	0/0	
PRE-ASG TOTALS			4-4-1	40.1	31	11	10	4	6	32	2.23 ERA
July 19	TBR	ND	1.0	1	0	0	0	0	1	0/0	
July 21	CLE	W(5-4)	1.0	2	1	1	0	0	0	0/0	
July 23	CLE	H(16)	0.2	1	0	0	0	1	1	0/0	
July 25	CHW	ND	1.0	1	0	0	0	0	1	0/0	
July 27	CHW	H(17)	1.0	1	1	1	1	0	0	0/0	
July 29	@KCR	H(18)	1.0	1	0	0	0	0	1	0/0	
JULY TOTALS			1-0-0	12.1	13	3	3	2	1	10	2.19 ERA
Aug 1	@CHW	L(5-5)	0.1	4	4	4	0	0	1	0/0	
Aug 2	@CHW	H(19)	1.0	1	0	0	0	1	0	0/0	
Aug 5	SDP	H(20)	1.0	1	0	0	0	0	1	0/0	
Aug 8	@OAK	ND	1.0	0	0	0	0	0	2	0/0	
Aug 10	@OAK	H(21)	1.0	2	0	0	0	0	1	0/0	
Aug 13	@HOU	H(22)	0.1	0	0	0	0	0	0	1/0	
Aug 16	KCR	H(23)	0.2	0	0	0	0	0	1	2/0	
Aug 19	CLE	ND	1.0	0	0	0	0	0	1	0/0	
Aug 21	CLE	H(24)	1.0	0	0	0	0	1	1	0/0	
Aug 23(2)	DET	ND	0.1	0	0	0	0	0	0	1/0	
Aug 24	DET	ND	1.0	5	4	4	0	0	1	0/0	
Aug 27	@KCR	ND	0.1	2	1	1	0	0	0	3/3	
Aug 28	@KCR	ND	1.0	0	0	0	0	0	0	0/0	
AUGUST TOTALS			0-1-0	10.0	15	9	9	0	2	9	8.10 ERA
Sep 2	CHW	ND	1.0	0	0	0	0	0	2	0/0	
Sep 4	LAA	ND	1.0	2	0	0	0	0	0	0/0	
Sep 5	LAA	ND	0.0	1	2	2	0	1	0	0/0	
Sep 6	LAA	BS(4)	1.0	2	2	2	0	0	1	0/0	
Sep 9	@CLE	H(25)	0.1	1	0	0	0	0	0	1/1	
Sep 13(2)	@CHW	ND	1.0	0	0	0	0	0	1	0/0	
Sep 14	@CHW	H(26)	1.0	0	0	0	0	0	1	0/0	
Sep 15	DET	L(5-6)	0.1	2	2	2	2	0	0	0/0	
Sep 21	CLE	ND	1.0	1	0	0	0	0	1	0/0	
Sep 23	ARI	ND	0.2	2	1	1	0	0	0	0/0	
SEPTEMBER TOTALS			0-1-0	7.1	11	7	2	1	6	8.59 ERA	
POST-ASG TOTALS			1-2-0	23.0	33	18	18	3	4	19	7.04 ERA
2014 TOTALS			5-6-1	63.1	64	29	28	7	10	51	3.98 ERA



# ERIC FRYER

**HEIGHT/WEIGHT:** 6-2/215  
**BORN:** 8/26/85 in Columbus, OH  
**RESIDES:** Reynoldsburg, OH  
**ACQUIRED:** Signed as minor league free agent, 11/10/12  
**M.L. SERVICE:** 1 year, 42 days  
**CONTRACT STATUS:** Signed thru 2014

**BATS/THROWS:** R/R  
**AGE:** 29



**PERSONAL:** Eric Joseph Fryer...wife, Alison...sons, Caleb (8/3/10) and Noah (12/20/12)...2004 graduate of Reynoldsburg (OH) High School where he was a member of the varsity baseball team for four years and a four-time All-League, three-time All-District and All-State selection as a senior...played basketball for two years in high school...played baseball for three seasons at Ohio State University from 2005-07...received Bachelors of Science Degree in Education with an emphasis in Sports Management from Ohio State in 2010.

## 2014:

- Optioned to Triple-A Rochester from Twins spring training March 16.
- Hit .252 (28-for-111) with seven doubles, 11 RBI and 12 walks in 36 games for the Red Wings and was recalled from Triple-A Rochester June 13, two days after the Twins optioned Josmil Pinto.
- First career three hit game in first game of season with Twins June 14 at Detroit...scored three runs and recorded two RBI.
- Second career three-hit game August 3 at Chicago-AL, including a home run, which was part of a back-to-back-to-back effort from him, Chris Parmelee and Oswaldo Arcia; first for Twins since 2001.
- Recorded second career stolen base August 3 at Chicago-AL.
- Played 24 games (22 starts) at catcher.

**2013:** Was an invite to Twins spring training and reassigned to minor league camp Mach 17; reported to Triple-A Rochester...hit first career grand slam May 17 vs. Durham...18 of 43 hits (42%) in the regular season went for extra-bases (11 doubles, 2 triples, 5 home runs)...Red Wings went 36-22 when he started at catcher...had contact purchased by Minnesota September 6...made Twins debut as a defensive replacement September 11 vs. Oakland and homered in first plate appearance, becoming the sixth Twin to do so, first since 2010 (Luke Hughes)...hit safely in five of six games with the Twins and drove in a run four of those.

**2012:** Was an invite to Pirates spring training...started season with Triple-A Indianapolis and was Indians Opening Day starter behind the plate, going 1-for-3 with a double April 6 at Toledo...had contract selected by Pittsburgh June 26...made Pirates debut as pinch-runner July 1 and also played the final inning in left field, his was first career major league appearance in the outfield...played in four games, going 1-for-3 as pinch hitter, before being optioned back to Triple-A July 7...batted .391 (9-for-23) in 13 July games for Indianapolis...recalled by Pittsburgh September 1 and played in two games for the Pirates to finish the season.

**2011:** Began season with Double-A Altoona (Pittsburgh)...batted .345 (39-for-113) in 37 games with the Curve...promoted to Triple-A Indianapolis May 30...batted .262 (17-for-65) in 21 games for the Indians before being selected by Pittsburgh June 24...made major league debut as starting catcher June 26 vs. Boston, going 0-for-3 with a walk...recorded first major league hit, singling off John Lannan July 2 at Washington (Game 2)...recorded first career multi-hit game July 17 at Houston...optioned to Indianapolis August 2 after Ryan Doumit was reinstated from the disabled list...batted .272 (70-for-257) with nine doubles, three triples, seven home runs and 27 RBI in 85 games between Double-A Altoona and Triple-A Indianapolis.

**2010:** Spent a majority of the season with Single-A Bradenton (Pittsburgh) after being acquired via trade with New York-AL along with Casey Erickson February 4, 2009, in exchange for outfielder Eric Hinske...batted .317 (26-for-82) in May...suffered a high left ankle sprain June 6 and did not return to action until June 22...placed on the disabled list with a left eye socket fracture after being hit in the head by a pitch July 2...had three-game rehab assignment with GCL Pirates July 26-28 before being recalled from rehab and reinstated from disabled list July 29...recorded season-high four hits August 20 at Jupiter...batted .385 (25-for-65) in 20 August games...batted .340 (32-for-94) with runners in scoring position.

**2009:** Started season with Single-A Tampa (New York-AL), making 55 appearances in left field, five appearances (2 starts) at catcher and one start in right field...batted .311 (14-for-45) in first 12 games...hit safely in each of last eight games with Tampa and in 12 of last 13...acquired by Pittsburgh June 29 and assigned to Single-A Lynchburg where he made all 37 defensive appearances behind the plate.

**2008:** Spent season with Single-A West Virginia (Milwaukee)...batted .363 (33-for-91) in 26 June games, .348 (39-for-112) in 28 July games and .339 (37-for-109) in 28 August games...batted .361 (99-for-274) in final 71 games...won South Atlantic League batting title and led the league in on-base percentage (.408)...ranked third in the league in slugging percentage (.506)...named to SAL Postseason All-Star team.

**2007:** Began professional career with Rookie Helena (Milwaukee)...made 33 appearances as catcher and 10 as the designated hitter...hit first professional home run June 28 at Missoula.

**AMATEUR CAREER:** Played at Ohio State University from 2005-07...batted .338 (205-for-606) with 36 doubles, seven triples, 10 home runs, 126 RBI and 118 runs scored in 172 career games at OSU...batted .368 (78-for-212) in 58 games as a sophomore in 2006...led the Buckeyes in doubles (16), ranked second in RBI (50), third in hits (74) and tied for fifth in batting average (.322) as a junior in 2007...earned Second-Team All-Big Ten honors in 2006 and 2007 and was an All-Mideast Region selection in 2006.

**PROFESSIONAL:** Milwaukee's 10th round pick in the 2007 First-Year Player Draft; signed by scout Mike Farrell.

## GAME HIGHS

### 2014

**Hits:** 3, 8/3 at CWS  
**HR:** 1, 8/2 at CWS  
**RBI:** 2, 2x, last 9/27 at DET  
**Grand Slams:** - -  
**Hit-Strike:** 3, 7/31-8/6  
**SB:** 1, 8/3 at CWS

### CAREER

**Hits:** 3, 8/3/14 at CWS  
**HR:** 1, 2x, last 8/2/14 at CWS  
**RBI:** 2, 2x, last 9/27/14 at DET  
**Grand Slams:** - -  
**Hit-Strike:** 4, 9/18-29/13  
**SB:** 1, 2x, last 8/3/14 at CWS



# FRYER'S BATTING RECORD

YEAR	CLUB	AVG	G	AB	R	H	2B	3B	HR	RBI	SH	SF	HB	BB	SO	SB	CS	E	OBP
2007	Helena	.209	43	139	25	29	7	0	3	19	1	1	2	14	28	4	3	5	.288
2008	West Virginia	.335	104	385	76	129	26	5	10	63	0	3	6	43	74	15	3	14	.407
2009	Tampa	.250	59	224	34	56	11	2	2	24	0	2	2	27	43	11	5	4	.333
	Lynchburg	.242	47	157	22	38	11	0	3	14	1	0	7	22	25	0	0	3	.360
2010	GCL Pirates	.143	3	7	1	1	0	0	0	0	0	0	0	5	0	1	0	0	.500
	Bradenton	.300	83	287	53	86	16	5	8	48	2	3	8	37	64	10	1	6	.391
2011	Altoona	.345	37	113	24	39	4	2	5	16	3	1	1	16	21	1	0	2	.427
	Indianapolis	.203	38	118	16	24	5	1	2	11	2	0	2	21	30	3	0	3	.333
	PITTSBURGH	.269	10	26	5	7	0	0	0	0	0	0	0	3	7	1	1	1	.345
2012	Indianapolis	.204	65	162	14	33	7	0	0	10	1	1	2	10	38	1	0	2	.257
	PITTSBURGH	.250	6	4	0	1	0	0	0	0	0	0	0	1	1	0	0	0	.400
2013	Rochester	.215	65	200	32	43	11	2	5	31	1	3	4	35	47	8	0	3	.339
	MINNESOTA	.385	6	13	2	5	1	0	1	4	0	0	0	3	3	0	0	0	.500
2014	Rochester	.252	36	111	12	28	7	1	0	11	1	1	0	12	29	5	0	1	.323
	MINNESOTA	.213	28	75	11	16	4	0	1	5	0	0	1	5	15	1	0	1	.272
Minor League Totals		.266	580	1903	309	506	105	18	38	247	12	15	34	242	399	59	12	43	.356
National League Totals		.267	16	30	5	8	0	0	0	0	0	0	0	4	8	1	1	1	.353
American League Totals		.239	34	88	13	21	5	0	2	9	0	0	1	8	18	1	0	1	.309
Major League Totals		.246	50	118	18	29	5	0	2	9	0	0	1	12	26	2	1	2	.321

# FRYER'S CAREER FIELDING RECORD

POSITION	PCT	G	PO	A	E	TC	DP	PB
Catcher	.992	37	222	13	2	237	1	1
Outfield	—	2	0	0	0	0	0	—
Totals	.992	43	222	13	2	237	1	1



# KYLE GIBSON

**HEIGHT/WEIGHT:** 6-6/220

**BORN:** 10/23/87 in Greenfield, IN

**RESIDES:** Ft. Myers, FL

**ACQUIRED:** 1st round (22nd overall), 2009 First-Year Player Draft

**M.L. SERVICE:** 1 year, 56 days

**CONTRACT STATUS:** Signed thru 2014

**BATS/THROWS:** R/R

**AGE:** 26

**RHP**

**44**



**PERSONAL:** Kyle Benjamin Gibson...wife, Elizabeth (Straatmann)...daughter, Hayden Leigh (3/6/14)...2006 graduate of Greenfield-Central High School in Greenfield, IN...was a Louisville Slugger preseason All-American in 2006...named Hancock County Player of the Year...named Hoosier Heritage Conference Player of the Year...was a two-time Indianapolis Star All-East team selection...attended University of Missouri in Columbia, MO and was a communications major.

## 2014:

- Made first career Opening Day as the club's fifth starter.
- Won each of his first three starts becoming the first Twin since Livan Hernandez (2008) to make the Twins starting rotation and start the season with three straight victories.
- Pitched 8.0 shutout innings April 17 vs. Toronto (Game 1), which lowered his ERA to 0.93...according to Elias, since the original Washington Senators relocated to Minnesota in 1961, the only other Twins pitchers to win their first three starts of a season while posting an ERA below 1.00 were Bill Krueger in 1992 (0.75 ERA) and Francisco Liriano in 2006 (0.56 ERA).
- Went 37.0 innings without allowing a home run to start the season, his first allowed coming May 10 vs. Detroit by Miguel Cabrera.
- Recorded first major league hit in fourth career at-bat June 2 at Milwaukee, singling off Matt Garza.
- Went 4-1, 1.54 ERA (41.0 IP, 7 ER) with opponents hitting .213 (33-for-155) in first six home starts April 11-June 7.
- Posted a 22.0 scoreless inning streak June 2-18, the fifth longest in club history for a starter (Elias); fifth longest for an AL starter in 2014.
- Struck out season-high and set new single-game career-high with eight strikeouts June 18 at Boston; struck out eight again September 23 vs. Arizona.
- Went 3-2, 3.16 ERA (37.0 IP, 13 ER) in six June starts.
- Earned 10th win August 3 at Chicago-AL, allowing three runs on six hits in 7.0 innings pitched.
- Ranked second on Twins staff in wins (13), starts (31), innings pitched (179.1) and third in strikeouts (107).
- Allowed just 12 home runs, tied for third fewest in the AL (minimum 170.0 innings pitched) and tied for sixth fewest in baseball...posted a 0.60 home run-per-9.0-innings pitched ratio, the seventh lowest in the AL.
- Posted a ground ball percentage of 55.8, the fifth highest in the AL...posted a 2.32 groundball-per-flyball ratio, the fourth highest in the AL.
- Posted an ERA of 1.31 (96.0 IP, 14 ER) in his 13 wins and 8.10 ERA (83.1 IP, 75 ER) in his 12 losses.
- Pitched 6.0-plus innings in 20 of his 31 starts and 7.0-plus in 13 starts.

**2013:** Participated in Twins major league spring training for the first time in his career and was optioned March 14...started the season with Triple-A Rochester...named Twins minor league Pitcher of the Week May 12 after pitching a complete game shutout May 8 at Toledo, allowing four hits, with two walks and eight strikeouts, earning the win...pitched second complete game shutout May 19 at Lehigh Valley, allowing three hits, with two walks and eight strikeouts, earning the win; had a no-hitter broken up with two outs in the eighth inning...became first Red Wings pitcher to toss two complete game shutouts in a season since Nick Blackburn in 2007...posted a 20.0-inning scoreless streak from May 14-30...went 5-0, 2.19 ERA (49.1 IP, 12 ER) with opponents batting .199 in seven starts from May 19-June 20 and was recalled by Minnesota June 25...at the time of his promotion, ranked first among International League pitchers in shutouts (2), tied for third in wins (7) and strikeouts (79), fourth in innings pitched (92.2), sixth in WHIP (1.14), and eighth in ERA (3.01)...made major league debut June 29 vs. Kansas City, allowing two runs on eight hits in 6.0 innings pitched with no walks and five strikeouts, earning the win...according to Elias, the win and five strikeouts made him just the third Twin to win their major league debut while striking out five-or-more batters, the others being Bert Blyleven in 1970 at RFK Stadium against Washington and Darrell Jackson in 1978 at Metropolitan Stadium against Detroit; they each had seven strikeouts...with the win, he became the 10th Twin to win in their debut as starter, first since Anthony Swarzak May 23, 2009 vs. Milwaukee...went 2-4, 6.53 ERA (51.0 IP, 37 ER) with 20 walks and 29 strikeouts in 10 starts for Minnesota and was optioned to Triple-A Rochester August 19...made two starts for the Red Wings, going 0-0, 1.86 ERA (9.2 IP, 2 ER) August 25-30 and was shut down for the season...ended the season with 27 starts and 154.0 innings pitched between Rochester and Minnesota...named right-handed starter on MiLB.com Twins organizational All-Star team.

**2012:** Made first start with GCL Twins July 10 vs. GCL Red Sox while on rehab assignment after recovering from "Tommy John" surgery on right elbow...transferred to Single-A Ft. Myers August 12 and made two starts, allowing two runs on six hits in 7.0 innings pitched...transferred to Triple-A Rochester August 24 and made two starts, allowing seven runs on 11 hits in 6.2 innings pitched...combined to go 0-2, 4.13 ERA (28.1 IP,

## GAME HIGHS

### 2014

**IP:** 8.0, 2x, last 6/29 at TEX

**Walks:** 5, 8/8 at OAK

**SO:** 8, 2x, last 9/23 vs. ARI

**CG:** --

**Win-Streak:** 3, 4/5-17

**Low-Hit:** --

### CAREER

**IP:** 8.0, 2x, last 6/29/14 at TEX

**Walks:** 5, 8/8/14 at OAK

**SO:** 8, 2x, last 9/23/14 vs. ARI

**CG:** --

**Win-Streak:** 3, 4/5-17/14

**Low-Hit:** --



13 ER) with 26 hits allowed, six walks and 33 strikeouts in 13 games (11 starts) between three levels...pitched for Peoria Javelinas in the Arizona Fall League, going 3-2, 5.40 ERA (23.1 IP, 14 ER) with eight walks and 28 strikeouts in six starts...named Arizona Fall League Pitcher of the Week for Week 2, going 1-0, allowing six hits and one run with eight strikeouts and no walks in 5.0 innings...named to AFL's Top Prospect team and was ranked fourth best prospect in the AFL by *Baseball America*...ranked fourth best prospect and best slider in the Twins system by *Baseball America* entering the 2013 season...added to the Twins 40-man roster in November.

**2011:** Spent season at Triple-A Rochester and started 18 games...named International League Pitcher of the Week May 23-29 after going 2-0, 1.42 ERA with 18 strikeouts in 12.2 innings...selected to the All-Star Futures Game at Chase Field in Arizona, going 1.1 innings while giving up two hits and no runs...placed on disabled list August 2 with an injury to right arm, ending his season...had "Tommy John" surgery on right elbow September 7...ranked eighth best prospect and best slider in the Twins minor league system by *Baseball America* entering the 2012 season.

**2010:** Began season with Single-A Ft. Myers, losing first professional start April 8 at Bradenton...won next four decisions April 13-May 10, including first win April 13 at Charlotte...tossed complete game shutout, allowing one hit, April 29 at Jupiter...named Twins minor league Player of the Week May 1 after going 1-0 with one run allowed, five hits, five walks and 10 strikeouts in two starts (14.0 IP)...also earned Florida State League Pitcher of the Week honors May 3...promoted to Double-A New Britain May 11...earned the win while striking out 10 in first start with the Rock Cats May 15 at Harrisburg...won each of first three starts for the Rock Cats, including a 7.0-inning complete game May 25 vs. New Hampshire...named Twins minor league Pitcher of the Month for May, going 5-0, 1.62 ERA (39.0 IP, 7 ER) with 10 walks and 35 strikeouts in six starts between Ft. Myers and New Britain...named to the Eastern League All-Star team, representing the Eastern Division, pitching 1.0 scoreless inning...promoted to Triple-A Rochester August 12 and made three starts for the Red Wings...pitched 5.2 innings, 5.0 and 5.0 innings in those three starts...disabled for remainder of season with a left ankle sprain August 26...recipient of ninth annual Jim Rantz Award, given to Twins minor league Pitcher of the Year...ranked top prospect, as well as best slider and best change-up, in the Twins organization by *Baseball America* entering the 2011 season; also ranked 34th best prospect in baseball by *Baseball America*'s top 100 pre-2011 rankings...named to MiLB.com's 2010 Twins organizational All-Star team.

**2009:** Ranked third best prospect and best slider in the Twins system by *Baseball America* entering 2010...also ranked 61st on *Baseball America*'s top 100 pre-2010 rankings.

**AMATEUR CAREER:** Named to the All-Big 12 honorable mention team in 2007 and 2008 and All-Big 12 First-Team in 2009 while playing at University of Missouri...ranked third best prospect in Cape Cod League by *Baseball America* in summer of 2007...tied school record for strikeouts in a season (131) in 2009...went 11-3, 3.21 ERA (106.2 IP, 38 ER) and tossed five complete games in 2009...named *Baseball America* All-American Second-Team in 2009...named Golden Spikes Award semifinalist in 2009...named to USA Baseball Collegiate national team following the 2008 season and led team in wins (5)...earned the win for USA in 1-0 victory over Japan in the 2007 FISU World Championships gold medal game.

**PROFESSIONAL:** Selected by the Twins in the first round (22nd overall) of the 2009 First-Year Player Draft; signed by scout J.R. DiMercurio...originally selected by Philadelphia in the 36th round of the 2006 First-Year Player Draft, but did not sign.

GIBSON'S PITCHING RECORD																			
YEAR	CLUB	W-L	ERA	G	GS	CG	SH	SV	IP	H	R	ER	HR	HB	BB	SO	WP	BK	BAA
2010	Ft. Myers	4-1	1.87	7	7	1	1	0	43.1	33	11	9	2	2	12	40	2	0	.213
	New Britain	7-5	3.68	16	16	1	0	0	93.0	91	39	38	5	4	22	77	3	0	.259
	Rochester	0-0	1.72	3	3	0	0	0	15.2	12	5	3	0	1	5	9	1	0	.214
2011	Rochester	3-8	4.81	18	18	0	0	0	95.1	109	57	51	11	1	27	91	5	0	.282
2012	GCL Twins	0-0	2.45	9	7	0	0	0	14.2	9	4	4	1	0	4	16	1	0	.176
	Ft. Myers	0-0	2.57	2	2	0	0	0	7.0	6	2	2	1	1	1	7	0	0	.231
	Rochester	0-2	9.45	2	2	0	0	0	6.2	11	7	7	1	0	1	10	0	0	.367
2013	Rochester	7-5	2.92	17	17	2	2	0	101.2	85	36	33	5	0	33	87	3	0	.227
	MINNESOTA	2-4	5.63	10	10	0	0	0	51.0	69	38	37	7	5	20	29	4	0	.327
2014	MINNESOTA	13-12	4.47	31	31	0	0	0	179.1	178	91	89	12	2	57	107	11	0	.258
Minor League Totals		21-21	3.51	74	72	4	3	0	377.1	356	161	147	26	9	105	337	15	0	.249
Major League Totals		15-16	4.92	41	41	0	0	0	230.1	247	129	126	19	7	77	136	15	0	.274

GIBSON'S CAREER FIELDING RECORD								
POSITION	PCT	G	PO	A	E	TC	DP	PB
Pitcher	1.000	41	31	31	0	62	4	—

GIBSON'S BATTING RECORD												
BATTING	AVG	AB	R	H	2B	3B	HR	RBI	SH	SF	HB	BB
Career	.250	4	0	1	0	0	0	0	0	0	0	2

# GIBSON'S DAY-BY-DAY

Date	Opp.	Dec.	IP	H	R	ER	HR	BB	SO	IR/IRS
Apr 5	@CLE	W(1-0)	5.0	3	1	1	0	4	3	
Apr 11	KCR	W(2-0)	6.1	5	1	1	0	4	3	
Apr 17(1)	TOR	W(3-0)	8.0	4	0	0	0	1	4	
Apr 22	@TBR	L(3-1)	3.0	10	7	7	0	2	3	
Apr 30	LAD	L(3-2)	6.2	9	5	5	0	3	2	
<b>APRIL TOTALS</b>		<b>3-2</b>	<b>29.0</b>	<b>31</b>	<b>14</b>	<b>14</b>	<b>0</b>	<b>14</b>	<b>15</b>	<b>4.34 ERA</b>
May 5	@CLE	ND	7.0	2	0	0	0	3	1	
May 10	@DET	L(3-3)	2.0	7	6	6	1	1	1	
May 16	SEA	W(4-3)	7.0	6	1	1	0	2	4	
May 23	@SFG	L(4-4)	5.0	5	5	5	2	0	4	
May 28	TEX	ND	6.0	6	0	0	0	0	4	
<b>MAY TOTALS</b>		<b>1-2</b>	<b>27.0</b>	<b>26</b>	<b>12</b>	<b>12</b>	<b>3</b>	<b>6</b>	<b>14</b>	<b>4.00 ERA</b>
June 2	@MIL	L(4-5)	6.0	6	4	4	1	0	1	
June 7	HOU	W(5-5)	7.0	3	0	0	0	3	5	
June 13	@DET	W(6-5)	7.0	5	0	0	0	2	3	
June 18	@BOS	ND	7.0	2	0	0	0	0	8	
June 24	@LAA	L(6-6)	2.0	4	7	7	1	2	1	
June 29	@TEX	W(7-6)	8.0	8	2	2	1	0	3	
<b>JUNE TOTALS</b>		<b>3-2</b>	<b>37.0</b>	<b>28</b>	<b>13</b>	<b>13</b>	<b>3</b>	<b>7</b>	<b>21</b>	<b>3.16 ERA</b>
July 4	NYN	L(7-7)	2.0	6	6	5	0	1	0	
July 9	@SEA	W(8-7)	6.0	7	0	0	0	1	3	
<b>PRE-ASG TOTALS</b>		<b>8-7</b>	<b>101.0</b>	<b>98</b>	<b>45</b>	<b>44</b>	<b>6</b>	<b>29</b>	<b>53</b>	<b>3.92 ERA</b>
July 18	TBR	L(8-8)	6.1	9	6	6	1	1	1	
July 29	@KCR	W(9-8)	7.0	2	0	0	0	2	7	
<b>JULY TOTALS</b>		<b>2-2</b>	<b>21.1</b>	<b>24</b>	<b>12</b>	<b>11</b>	<b>1</b>	<b>5</b>	<b>11</b>	<b>4.64 ERA</b>
Aug 3	@CHW	W(10-8)	7.0	6	3	3	1	0	6	
Aug 8	@OAK	L(10-9)	5.0	5	6	5	0	5	3	
Aug 13	@HOU	W(11-9)	7.2	6	1	1	0	2	4	
Aug 19	CLE	ND	5.1	8	5	5	1	1	4	
Aug 24	DET	L(11-10)	4.2	8	5	5	0	4	5	
Aug 30	@BAL	ND	5.0	4	1	1	0	3	6	
<b>AUGUST TOTALS</b>		<b>2-2</b>	<b>34.2</b>	<b>37</b>	<b>21</b>	<b>20</b>	<b>2</b>	<b>15</b>	<b>28</b>	<b>5.19 ERA</b>
Sep 4	LAA	ND	7.0	7	4	4	0	2	1	
Sep 11(1)	@CLE	L(11-11)	3.0	7	7	7	2	2	0	
Sep 17	DET	W(12-11)	6.0	7	4	4	0	3	3	
Sep 23	ARI	W(13-11)	7.0	7	1	1	0	0	8	
Sep 28	@DET	L(13-12)	7.1	4	3	3	1	3	6	
<b>SEPTEMBER TOTALS</b>		<b>2-2</b>	<b>30.1</b>	<b>32</b>	<b>19</b>	<b>19</b>	<b>3</b>	<b>10</b>	<b>18</b>	<b>5.64 ERA</b>
<b>POST-ASG TOTALS</b>		<b>5-5</b>	<b>78.1</b>	<b>80</b>	<b>46</b>	<b>45</b>	<b>6</b>	<b>28</b>	<b>54</b>	<b>5.17 ERA</b>
<b>2014 TOTALS</b>		<b>13-12</b>	<b>179.1</b>	<b>178</b>	<b>91</b>	<b>89</b>	<b>12</b>	<b>57</b>	<b>107</b>	<b>4.47 ERA</b>



# CHRIS HERRMANN

**HEIGHT/WEIGHT:** 6-0/198

**BORN:** 11/24/87 in Tomball, TX

**RESIDES:** Ft. Myers, FL

**ACQUIRED:** 6th round, 2009 First-Year Player Draft

**M.L. SERVICE:** 1 year, 20 days

**CONTRACT STATUS:** Signed thru 2014

**BATS/THROWS:** L/R

**AGE:** 26



**PERSONAL:** Christopher Ryan Herrmann...2006 graduate of Tomball (TX) High School where he was unanimously named as 17-5A First-Team All-District second baseman...attended Alvin (TX) Community College...transferred to the University of Miami as a junior and majored in sociology.

## 2014:

- Optioned to Triple-A Rochester from Twins spring training March 24.
- Played two games for the Red Wings and was recalled April 7, when Jason Bartlett was placed on 15-day DL.
- Optioned to Rochester May 8; recalled against May 20 then optioned again May 25.
- Placed on 7-day disabled list with right wrist sprain May 31-June 12.
- Recalled July 7 and optioned back to Rochester July 18.
- Placed on 7-day disabled list with right thumb contusion July 22, an injury he suffered July 19 at Norwich, taking a foul ball playing catcher.
- Played in 27 more games with Red Wings, hitting .291 (25-for-86), including a .351 (20-for-57) average in his final 16.
- Recalled September 2 and spent rest of season with Twins.
- Stole first career base September 27 at Detroit off Alex Avila and Kyle Lobstein.
- Hit .318 (7-for-22) with three doubles, three RBI and three runs scored in final six games.

**2013:** Participated in Twins major league spring training and was optioned March 11...started the season with Triple-A Rochester...went 4-for-6 with three RBI April 24 at Syracuse...hit safely in season-high 10 straight games May 23-June 20...was recalled by Minnesota in the middle of the streak on May 27...appeared in seven games and was optioned back June 14...recalled by Minnesota July 14...went 3-for-5 with a home run and career-high four RBI July 23 at Los Angeles-AL, which included a 10th inning grand slam — the first of three for the Twins on the season...appeared in 27 games (23 starts) at catcher and 24 games (15 starts) in the outfield.

**2012:** Was an invite to Twins spring training for the second straight season...started season with Double-A New Britain...named Twins minor league Player of the Week May 25, batting .450 (9-for-20) with three doubles, one home run, three RBI and six runs scored...named to Eastern League All-Star team; was the East team's back-up catcher and went 0-for-2...had contract selected by Twins September 14...made major league debut September 16 vs. Chicago-AL as a defensive replacement and later grounded out in first at-bat...recorded first major league RBI, grounding out September 19 at Cleveland...recorded first major league hit, singling off Cody Eppley in the ninth inning September 26 vs. New York-AL...ranked second in the Twins entire organization in runs scored (91), sixth in at-bats (508), seventh in walks (59) and eighth in hits (136)...ranked as best defensive catcher in the Twins organization by *Baseball America* entering the 2013 season...played for Peoria Javelinas in the Arizona Fall League, playing in just three games before leaving due to inflammation in left shoulder; batted .500 (5-for-10) with one double and two walks.

**2011:** Was an invite to Twins spring training for the first time in his career...started season with Single-A Ft. Myers and hit safely in 14 of first 15 games, batting .362 (21-for-58) in that span...struck out just six times in 106 plate appearances (87 at-bats) at Ft. Myers...promoted to Double-A New Britain May 4...led Rock Cats in games caught with 60...played 23 games in outfield...named catcher on MiLB.com's Twins organizational All-Star team...led Twins full season minor leaguers in walks with 79 between both levels...played for Mesa Solar Sox in the Arizona Fall League, batting .380 (19-for-50) with six doubles, two home runs and nine RBI in 15 games...ranked 14th best prospect in Twins organization by *Baseball America* entering 2012.

**2010:** Spent entire season with Single-A Ft. Myers...finished season fourth on team in doubles (17) and games played (107), and ranked fifth in on-base percentage (.310) and RBI (30)...caught 42 games for Miracle, throwing out 21 of 59 (36%) baserunners...also made 11 appearances in center field and 52 in left field...named to Florida State League midseason All-Star team.

**2009:** Began professional career with Rookie Elizabethton after signing June 19...had 10-game hit-streak, batting .439 (18-for-41) with 13 runs, two homers, four RBI, five walks and four doubles July 7-16...finished fourth in Appalachian League in runs scored (45).

**AMATEUR CAREER:** Attended Alvin Community College where he was named to the NJCAA Division I All-American team in 2008...named to the JUCO World Series All-Tournament team...honored with the NJCAA Rawlings Big Stick award...transferred to the University of Miami...finished junior year at Miami with team-best .341 batting average...ranked as one of the top hitters in ACC the second half of 2009, hitting .398 over UM's last 30 games...led the 'Canes in batting average, runs scored (59) and on-base percentage (.458) while ranking second in both hits (73) and walks (41)...named NCBWA Pro-Line Athletic national Player of the Week and Atlantic Coast Conference Player of the Week after hitting .769 (10-for-13) with two homers, eight RBI and eight runs in a three-game series sweep at Wake Forest May 14-16.

**PROFESSIONAL:** Selected by the Twins in the sixth round of the 2009 First-Year Player Draft; signed by scout Hector Otero...originally selected by Baltimore in the 10th round of the 2008 First-Year Player Draft, but did not sign.

## GAME HIGHS

### 2014

**Hits:** 3, 9/27 at DET

**HR:** --

**RBI:** 1, 4x, last 9/27 at DET

**Grand Slams:** --

**Hit-Streak:** 3, 9/11-16

**SB:** 1, 9/27 at DET

### CAREER

**Hits:** 3, 4x, last 9/27/14 at DET

**HR:** 1, 4x, last 8/30/13 at TEX

**RBI:** 4, 7/23/13 at LAA

**Grand Slams:** 1, 7/23/13 at LAA

**Hit-Streak:** 3, 2x, last 9/11-16-14

**SB:** 1, 9/27/14 at DET



### HERRMANN'S BATTING RECORD

YEAR	CLUB	AVG	G	AB	R	H	2B	3B	HR	RBI	SH	SF	HB	BB	SO	SB	CS	E	OBP
2009	Elizabethton	.297	59	236	45	70	14	1	7	30	1	2	5	33	40	2	2	2	.391
2010	Ft. Myers	.219	107	356	34	78	17	3	2	30	2	2	7	41	74	3	2	5	.310
2011	Ft. Myers	.310	24	87	14	27	5	1	1	16	2	2	0	15	6	1	0	1	.404
	New Britain	.258	97	337	53	87	14	5	7	46	3	0	2	64	68	9	3	7	.380
2012	New Britain	.276	127	490	91	135	25	1	10	61	1	6	1	58	89	2	1	4	.350
	MINNESOTA	.056	7	18	0	1	0	0	0	1	0	0	0	1	5	0	0	0	.105
2013	Rochester	.227	69	247	31	56	9	3	2	22	2	1	1	24	61	3	2	3	.297
	MINNESOTA	.204	57	157	16	32	7	0	4	18	3	0	0	18	49	0	1	2	.286
2014	Rochester	.304	60	204	31	62	18	4	5	26	0	1	2	21	45	4	1	3	.373
	MINNESOTA	.213	33	75	8	16	3	0	0	4	0	0	0	4	17	1	0	1	.253
Minor League Totals		.263	543	1957	299	515	102	18	34	231	11	14	18	256	383	24	11	25	.351
Major League Totals		.196	97	250	24	49	10	0	4	23	3	0	0	23	71	1	1	3	.264

### HERRMANN'S CAREER FIELDING RECORD

POSITION	PCT	G	PO	A	E	TC	DP	PB
Catcher	.988	31	146	13	2	161	0	1
Outfield	.985	50	62	3	1	66	2	—
Totals	.987	78	208	16	3	227	2	1

### MISCELLANEOUS BASEBALL TERMINOLOGY

**WHIP:** Walks and hits per innings pitched = add a pitchers walk total with his hit total and divide by the amount of innings pitched.

**QUALITY STARTS:** A starting pitcher logs at least 6.0 innings and allows three earned runs-or-fewer in an outing.

**TOTAL BASES:** Number of bases a hitter gains via hits only...Single = 1, Double = 2, Triple = 3, Home run = 4.

**AT-BAT vs. PLATE APPEARANCE:** Plate appearance refers to any time a batter completes a turn batting. NOTE: A plate appearance cannot be logged if a preceding runner was out on the base paths for a third out or the game ends with a runner scoring from third on a wild pitch or balk. At-bat refers to any turn batting that does not result in a walk, hit by pitch, sac-fly or sac-hit (bunt).

**OPS:** A players on-base percentage plus his slugging percentage. MLB average in 2013 was .714. Major League Baseball's leader was Detroit's Miguel Cabrera with 1.078.

**CLOSE AND LATE:** A situation in which the game is in the seventh inning-or-later and the team batting is either leading by one run, tied, or has the potential tying run on base, at-bat, or on deck.

**TIMES ON BASE:** Includes the total number of times a hitter reaches base as result of a hit, walk, or hit by pitch...does not include times a hitter reaches via error or fielder's choice.

**CATCHER'S ERA:** The earned run average of a team's pitchers with a particular catcher behind the plate. To compute, multiply nine by the earned runs allowed by the pitchers for that specific catcher, then divide that figure by his innings caught.

**HOLD:** Credited to a relief pitcher who enters a game in a save situation, records at least one out and leaves the game never having surrendered the lead. NOTE: A pitcher cannot finish a game and earn a hold.



# AARON HICKS

**HEIGHT/WEIGHT:** 6-2/190

**BORN:** 10/2/89 in Long Beach, CA

**RESIDES:** Long Beach, CA

**ACQUIRED:** 1st round (14th overall), 2008 First-Year Player Draft

**M.L. SERVICE:** 1 year, 67 days

**CONTRACT STATUS:** Signed thru 2014

**BATS/THROWS:** S/R

**AGE:** 24



**PERSONAL:** Aaron Michael Hicks...2008 graduate of Woodrow Wilson High School in Long Beach, CA...played in the 2007 AFLAC All-American High School Baseball Classic...named to the *Baseball America* All-American Second-Team in 2008...is a product of Major League Baseball's Urban Youth Academy in Compton, CA.

## 2014:

- Made Twins Opening Day roster for second consecutive season and was Opening Day center fielder and batting eighth March 31 at Chicago-AL.
- Hit three-run home run April 24 at Tampa Bay, the first three-run homer of his career.
- Placed on 7-day disabled list May 2 with concussion-like symptoms, after crashing into the center field wall the previous night against Los Angeles-NL; reinstated May 9.
- Placed on 15-day disabled list June 13 with right shoulder strain, an injury he suffered diving for a ball June 7 vs. Houston; went on rehab assignment with Double-A New Britain, was reinstated from DL and stayed at New Britain, getting optioned directly there.
- Hit second career minor league grand slam July 20 at Reading.
- Hit .297 (44-for-148) in 43 games for the Rock Cats, including a .347 (35-for-101) batting average in July.
- Transferred to Triple-A Rochester August 5.
- Hit first career Triple-A home run August 14 at Indianapolis (24th career Triple-A game).
- Recalled September 2.
- Hit second career walk-off hit September 16 vs. Detroit, hitting an infield single off Joe Nathan, giving the Twins a 4-3 win.

**2013:** Participated in his first Twins major league spring training and made the Twins Opening Day roster for the first time in career, leading off and playing center field April 3 vs. Detroit, going 0-for-4 with a walk...became the fourth different Twin to make his major league debut as the Opening Day leadoff hitter, joining Sergio Ferrer April 5, 1974; Hosken Powell April 5, 1978; and Jim Eisenreich April 6, 1982...recorded first major league hit and RBI April 4 vs. Detroit, hitting a two-run single in the eighth inning off Brayan Villarreal...recorded first career extra-base hit with a double April 27 vs. Texas...reached base safely in 10 straight games April 15-28...recorded first multi-homer game May 13 vs. Chicago-AL...according to Elias, he became the first Twins rookie to homer in back-to-back plate appearances in one game since Corey Koskie went deep in consecutive trips April 15, 1999 at Tiger Stadium...hit first career three-hit game May 22 at Atlanta...homed in consecutive games May 28 and 30 vs. Milwaukee...placed on the 15-day disabled list June 10 with a left hamstring strain...played six games on rehab assignment with Triple-A Rochester and reinstated July 2...hit .400 (10-for-25) with eight runs scored in first seven games back from the DL, including first career four-hit game July 8 at Tampa Bay...optioned to Triple-A Rochester August 1...at time of option led AL rookies in runs (37) and tied for first in stolen bases (9)...had nine outfield assists, which ranked first among all AL players...placed on 7-day disabled list August 13 with a right heel bruise, reinstated August 20...despite playing 81 games, still finished tied for first among AL rookies in outfield assists (9), which also led the club...also, among AL rookies, was tied for fifth in home runs (8), tied for sixth in walks (24), eighth in runs scored (37) and tied for 10th in doubles (11).

**2012:** Spent entire season with Double-A New Britain...named Twins minor league Player of the Week July 6, batting .381 (8-for-21) with one double, one home run, two RBI and six runs scored in six games...set New Britain single-season record in runs scored (100) and triples (11)...led Eastern League in runs scored, triples and walks (79)...had season-high five hits July 25 vs. Binghamton...recorded 33 multi-hit games...batted .318 (35-for-110) with a .433 on-base percentage in 30 July games and .319 (36-for-113) with a .402 on-base percentage in 28 August games...ranked first among Twins minor leaguers in runs scored and stolen bases (32), second in triples (11) and walks (79), fourth in total bases (217), and fifth in hits (135)...named to Eastern League Postseason All-Star team...named outfielder on MiLB.com Twins organizational All-Star team...ranked eighth best prospect in Eastern League by *Baseball America* and named to *Baseball America* Double-A All-Star team...ranked fifth best prospect, best strike zone discipline, best defensive outfielder and best outfield arm in the Twins system by *Baseball America* entering the 2013 season...added to Twins 40-man roster in November...played for the Bravos de Margarita in the Venezuelan Winter League, batting .204 (11-for-54) in 16 games.

**2011:** Spent entire season with Single-A Ft. Myers...ranked fourth best prospect, best defensive outfielder and best outfield arm in the Twins system by *Baseball America*...rated best outfield arm in the Florida State League by *Baseball America*...ranked 18th best prospect in Midwest League by *Baseball America*...played for Mesa Solar Sox in the Arizona Fall League, batting .294 (30-for-102) with 25 runs, eight doubles, five triples, three home runs, 21 RBI and 18 walks in 30 games.

**2010:** Spent entire season in Single-A Beloit...led team in on-base percentage (.401) and stolen bases (21)...finished second in doubles (27) and triples (6), and third in games played (115) and at-bats (423)...named to 2010 Midwest League All-Star Game...named Twins minor league Player of the Week September 3...ranked fifth best prospect in Midwest League by *Baseball America*...ranked second best prospect, best strike zone discipline, best defensive outfielder and best outfield arm in the Twins system by *Baseball America*...named honorable mention on MiLB.com's Twins organizational All-Star team.

## GAME HIGHS

### 2014

**Hits:** 2, 9x, last 9/26 at DET

**HR:** 1, 4/24 at TB

**RBI:** 3, 4/24 at TB

**Grand Slams:** --

**Hit-Strike:** 5, 2x, last 9/3-7

**SB:** 1, 4x, last 9/17 vs. DET

### CAREER

**Hits:** 4, 7/8/13 at TB

**HR:** 2, 5/13/13 vs. CWS

**RBI:** 3, 2x, last 4/24/14 at TB

**Grand Slams:** --

**Hit-Strike:** 5, 4x, last 9/3-7/14

**SB:** 1, 13x, last 9/17/14 vs. DET



**2009:** Finished third on Single-A Beloit in walks (40)...ranked the best prospect in Midwest League by *Baseball America*...ranked top prospect, best strike-zone discipline, best athlete, best defensive outfielder and best outfield arm in the Twins system by *Baseball America* entering 2010.

**2008:** Led GCL Twins in hits (55), home runs (4), RBI (27), walks (28) and stolen bases (12), and ranked eighth in GCL in average (.318)... named Twins minor league Player of the Week July 25-August, batting .400 with one home run, four runs scored and four RBI...named Rookie Level All-Star by *Baseball America*...named top ranked prospect in GCL by *Baseball America*...GCL postseason All-Star...ranked top prospect, best strike-zone discipline, best athlete, best defensive outfielder and best outfield arm in the Twins system by *Baseball America* entering the 2009 season.

**PROFESSIONAL:** Selected by the Twins in the first round (14th overall) in the 2008 First-Year Player Draft; signed by scout John Leavitt.

HICKS' BATTING RECORD																			
YEAR	CLUB	AVG	G	AB	R	H	2B	3B	HR	RBI	SH	SF	HB	BB	SO	SB	CS	E	OBP
2008	GCL Twins	.318	45	173	32	55	10	4	4	27	1	2	0	28	32	12	2	2	.409
2009	Beloit	.251	67	251	43	63	15	3	4	29	2	3	1	40	55	10	8	7	.353
2010	Beloit	.279	115	423	86	118	27	6	8	49	4	3	0	88	112	21	11	6	.401
2011	Ft. Myers	.242	122	443	79	107	31	5	5	38	3	3	1	78	110	17	9	8	.354
2012	New Britain	.286	129	472	100	135	21	11	13	61	3	8	1	79	116	32	11	8	.384
2013	Rochester	.222	22	72	7	16	4	2	0	5	0	0	0	10	21	1	0	0	.317
	MINNESOTA	.192	81	281	37	54	11	3	8	27	4	2	2	24	84	9	3	0	.259
2014	New Britain	.297	43	148	30	44	11	1	4	21	0	2	0	28	27	2	3	2	.404
	Rochester	.278	24	72	9	20	5	0	1	8	1	2	0	9	13	1	1	0	.349
	MINNESOTA	.215	69	186	22	40	8	0	1	18	2	1	0	36	56	4	3	2	.341
Minor League Totals		.269	500	1834	347	494	108	31	34	209	13	19	3	323	446	93	41	33	.376
Major League Totals		.201	150	467	59	94	19	3	9	45	6	3	2	60	140	13	6	2	.293

HICKS' CAREER FIELDING RECORD								
POSITION	PCT	G	PO	A	E	TC	DP	PB
Outfield	.995	146	388	13	2	403	4	—

TWINS MILESTONE WINS					
WIN	DATE	OPPONENT	SCORE	WINNING PITCHER	
1	April 11, 1961	at New York-AL	6-0	Pedro Ramos	
500	August 23, 1966	at Washington	7-0	Jim Kaat	
1,000	July 12, 1972	vs. Milwaukee	7-1	Bert Blyleven	
1,500	August 17, 1978	vs. Kansas City	6-5	Roger Erickson	
2,000	September 25, 1985	at Texas	5-1	Bert Blyleven	
2,500	September 28, 1991	at Toronto	5-0	Jack Morris	
3,000	May 4, 1999	vs. New York-AL	8-4	Mike Lincoln	
3,500	May 7, 2005	at Tampa Bay	8-1	Kyle Lohse	
4,000	September 12, 2010	at Cleveland	6-2	Kevin Slowey	



# PHIL HUGHES

**HEIGHT/WEIGHT:** 6-5/240

**BORN:** 6/24/86 in Mission Viejo, CA

**RESIDES:** Tustin, CA

**ACQUIRED:** Signed as free agent, 12/5/13

**M.L. SERVICE:** 7 years, 113 days

**CONTRACT STATUS:** Signed thru 2016

**BATS/THROWS:** R/R

**AGE:** 28



**PERSONAL:** Philip Joseph Hughes...2004 graduate from Foothill High School in Santa Ana, CA, where he owns the school record for most career wins (23) and ranks third in school history with 182 strikeouts...named the 2004 Most Valuable Player with a 9-1 record and a 0.69 ERA...was honored as a pre-season All-American prior to his junior year and set school single-season records with 12 wins and a 0.64 ERA that season...tossed a perfect game on April 8, 2004 in a 9-0 win over Laguna Hills...named to the Los Angeles Times' 2004 All-Star team...prior to being drafted, was named by *Baseball America* as the top right-handed pitcher in the Orange County region...was primarily a third baseman until his sophomore year of high school...received the 2010 Ben Epstein-Dan Castellano "Good Guy" Award from the New York chapter of the BBWAA...visited children at Memorial Sloan-Kettering Cancer Center in New York in September 2009.

## 2014:

- Began first season with Twins and made Twins debut April 3 at Chicago-AL, allowing four runs on seven hits in 5.0 innings pitched with one walk and seven strikeouts (ND).
- Earned first victory as Twin April 20 at Kansas City, allowing three runs on nine hits in 6.0 innings pitched.
- Won six consecutive decisions April 20-June 1, posting an ERA of 1.99 (54.1 IP, 12 ER) in that span.
- Made return to New York-AL June 1, setting a season-high with 8.0 innings pitched, allowing two runs on three hits, earning the win.
- Walked Alcides Escobar on a full count in the second inning April 20 at Kansas City, his final walk before going 178 batters-faced without allowing a walk until Brian McCann base on balls in the second inning June 1 at New York-AL...according to Elias Sports Bureau, it marked the second longest in Twins history, trailing only Brad Radke's 191 consecutive in 2005.
- Posted a 1.62 ERA (33.1 IP, 6 ER) in five May starts, the second best ERA in baseball during the month.
- Posted a streak of 106 plate appearances between walks from June 1-June 22.
- Pitched first complete game of season and third of career June 17 at Boston, allowing two runs on eight hits but was dealt the loss.
- Pitched 41.2 innings in June, the fifth most in the AL for the month...most innings in one month for a Twin since Scott Baker tossed 44.0 in June of 2011.
- Earned 10th win July 13 at Colorado, marking the third time in his career with double-digit wins; second time in his career with double-digit wins prior to All-Star break, last was 2010 when he had 11 wins.
- Earned 15th win September 1 at Baltimore, allowing three runs (0 earned) on five hits in 8.0 innings pitched; joined Rick Porcello, Max Scherzer and Jered Weaver - each also with 15 - for the most in the AL at the time.
- Set single-season career-high with 11 strikeouts September 13 at Chicago-AL; the first time since July 18, 2012 that a Twin struck out 10-plus in a game, when Liriano did it against Baltimore...pitched 7.0 innings in that start, setting a new single-season career-high in innings, giving him 194.2 at the time, passing his previous high of 191.1 in 2012 with New York-AL.
- Pitched 7.0-plus in each of final nine starts August 10-September 24.
- Surpassed 200.0 innings pitched September 19 vs. Cleveland; finished with 209.2 innings pitched, 10th most in AL.
- Became 25th different Twin to reach 200.0 innings and first since Carl Pavano (222.0) in 2011...his 16 walks were the fewest in club history for a 200.0-inning pitcher.
- Set MLB record for highest strikeout-to-walk ratio at 11.63...became the sixth pitcher (7th time) in baseball history to reach 200.0 innings pitched and less than 20 walks, first since Cliff Lee in 2010 (212.1 IP and 18 walks).
- Won 16th and final game September 24 vs. Arizona...according to Elias, became the fourth pitcher in major league history to follow a season with four-or-fewer wins with 16-plus wins the following season (minimum 25 starts); Frank Mountain (4-21 in 1882, 26-33 in 1883), Jerry Koosman (3-15 in 1978, 20-13 in 1979) and Matt Keough (2-17 in 1979, 16-13 in 1980); Koosman similar to Hughes: three wins in 1978 for New York-NL then won 20 in 1979 with Minnesota.
- Finished the year with 16 wins and just 16 walks allowed...according to Elias, just three pitchers in the modern era registered as many or more wins as walks while winning at least 15 games: Christy Mathewson did it twice (25 wins, 21 walks in 1913 and 24 wins, 23 walks in 1914) and Slim Sallee (21 wins, 20 walks in 1919).
- Pitched 6.0-plus innings in 26 of 32 starts and 7.0-plus in 19 starts...one of five pitchers in AL with 19 7.0-plus games (David Price - 26, Felix Hernandez - 24, Corey Kluber - 21, Jon Lester - 19).

## GAME HIGHS

### 2014

**IP:** 8.0, 4x, last 9/24 vs. ARI

**Walks:** 3, 4/9 vs. OAK

**SO:** 11, 9/13 at CWS

**CG:** 1, 6/17 at BOS

**Win-Streak:** 6, 4/20-6/1

**Low-Hit:** 8, 6/17 at BOS

### CAREER

**IP:** 9.0, 6/3/12 at DET

**Walks:** 5, 6x, last 6/12/13 at OAK

**SO:** 11, 9/13/14 at CWS

**CG:** 3, last 6/17/14 at BOS

**Win-Streak:** 9, 8/14/09-5/12/10

**Low-Hit:** 4, 6/3/12 at DET



- Twins went 20-12 in his starts.
- Ranked third best control in AL in *Baseball America's* annual tools survey, behind David Price and Hisashi Iwakuma.
- Given the Calvin R. Griffith Award for Most Valuable Twin and the Joseph W. Haynes Award for Twins Pitcher of the Year, both award voted on by the Twin Cities Chapter of the Baseball Writers Association of America.

**2013:** Did not appear in official spring training game after experiencing upper back stiffness following the Yankees workout February 18 at Steinbrenner Field in Tampa, and later diagnosed with a bulging disc...threw for the first time on flat ground March 3...threw simulated game March 18 and faced minor league hitters on March 22 at the Yankees minor league complex...pitched in an extended spring training game April 1...placed on 15-day disabled list March 31 (retro March 22) with right upper back thoracic injury; missed four games and was reinstated prior to start April 6 at Detroit...pitched 8.0 shutout innings May 4 vs. Oakland, allowing four hits, two walks and nine strikeouts...tossed a season-high 118 pitches, his most since June 3, 2012 at Detroit (123 pitches)...gave up a home run to Jarrod Dyson in the second inning May 10 at Kansas City, snapping a 23.2 homerless inning streak dating back to the sixth inning April 18 vs. Arizona, 0.2 innings shy of career-high of 24.1...lasted just 0.2 innings pitched May 15 vs. Seattle, the shortest outing of career...posted a record of 0-7, 5.63 ERA (54.1 IP, 34 ER) in final 13 starts July 8-September 25, marking the longest losing streak of career...posted a 0.70 groundball/flyball ratio, the second-lowest among all starters in baseball.

**2012:** Started the season as the Yankees third starter...went 1-4 in April, followed by 15-9, 3.77 ERA (169.2 IP, 71 ER) over final 27 starts since May 6; only Jered Weaver (16) had more wins in the AL over that span...tossed second career complete game June 3 at Detroit...made 100th career start September 13 at Boston, according to Elias, he became fifth pitcher to reach the plateau with the Yankees after being selected by the team in the First-Year Player Draft, joining Stan Bahnsen, Doc Medich, Ron Guidry and Andy Pettitte...struck out four batters in the fourth inning September 20 vs. Toronto (Hechavarria reached on a passed ball), becoming the second pitcher in franchise history to fan four batters in a single inning (A.J. Burnett June 24, 2011)...made two Postseason starts for the Yankees (ALDS Game 4 vs. Baltimore and ALCS Game 3 at Detroit), going 0-1, 1.86 ERA (9.2 IP, 2 ER)...removed from ALCS Game 3 with a stiff back after 3.0 innings...tied Hiroki Kuroda for the most wins (16) on the staff and ranked second in starts (32) to Kuroda...recorded a decision in 29 of 32 starts, tied for most decisions among major league pitchers (Gio Gonzalez, Matt Harrison and Clayton Richard)...tied for second in majors in home runs allowed (35)...allowed 22 home runs at home, the most in baseball and most in a single season in franchise history...went 11-4, 3.74 ERA (98.2 IP, 41 ER) in 16 starts at Yankee Stadium, tied for the most home victories in baseball...walked two-or-fewer batters in 28 of 32 starts...posted a 2.16 walks-per-9.0 IP ratio, eighth-lowest in the AL.

**2011:** Started the season as the Yankees third starter...placed on 15-day disabled list with right shoulder inflammation April 15, transferred to 60-day DL May 25...pitched in three rehab starts with Single-A Staten Island and Double-A Trenton...missed 84 Yankee games before being reinstated July 6...pitched first career shutout in his rain-shortened start August 2 at Chicago-AL, allowing three hits and no walks in 6.0 innings...made first relief appearance of season August 7 at Boston; first relief appearance since October 2, 2010 at Boston...made two relief appearances in the ALDS vs. Detroit, tossing 2.1 scoreless innings.

**2010:** Began season as Yankees fifth starter...made two starts in extended spring training while remaining on the Yankees 25-man active roster...allowed just 10 hits in first four starts of the season (25.0 IP) and 17 in first five starts (32.0 IP); according to Elias, became the first major league pitcher since the Yankees David Cone in 1999 to allow less hits-to-innings pitched in four of first five starts of a season...carried a no-hitter through 7.0 innings April 21 at Oakland, allowing one run on one hit in 7.1 innings with 10 strikeouts...won first five decisions to start the season, the youngest Yankees starter to begin a season 5-0 since Whitey Ford in 1950 (9-0)...posted a 1.38 ERA in first six starts, according to Elias, he became the first Yankee with at least five wins and a sub-1.50 ERA through his first six starts since Bob Turley in 1958 (6-0, 0.83 ERA)...joined Andy Pettitte at 5-0 to start the season, marking just the fourth time in the previous 50 years that two Yankees starters each won their first five decisions in a season, also occurred in 2004 (Kevin Brown and Orlando Hernandez), 2003 (Mike Mussina and David Wells) and 1980 (Ron Guidry and Tommy John), according to Elias...named to first career AL All-Star team (named from player ballot), according to the Elias, became the third-youngest pitcher to represent the Yankees in an All-Star Game (1956-Johnny Kucks, age 22; and 1965-Mel Stottlemyre, age 23)...allowed two runs on two hits in 0.1 innings and charged with the loss in the 3-1 NL victory, becoming the first Yankee to take the loss in the an All-Star Game since Tommy John in 1980...made 50th career start August 14 at Kansas City, according to Elias, he became the youngest Yankee to make his 50th career start since Al Downing (at 24 years, 51 days) in 1964...earned 16th win August 31 vs. Oakland, joining CC Sabathia (18-5) to give the Yankees two pitchers each with 16 wins prior to September 1 for the first time since 1998 (David Cone-18 and David Wells-16)...made three Postseason starts, going 1-2, 6.32 ERA (15.2 IP, 11 ER)...threw 7.0 scoreless innings in first career Postseason start in Game 3 of the ALDS on September 9 vs. Minnesota, earning the win in the 6-1 victory to complete the series sweep; became the first Yankee under the age of 25 to win a Postseason start since Dave Righetti on October 15, 1981 in Game 3 of the ALCS vs. Oakland...started and was dealt the loss in Game 2 and Game 6 of the ALCS at Texas, allowing 11 earned runs on 8.2 innings pitched combined...at 24 years, 114 days, became the youngest Yankee to start either Game 1 or 2 of a playoff series since Andy Pettitte started Game 2 of the 1996 ALDS at 24 years, 109 days...finished regular season tied for fourth in the AL and tied for seventh in wins (18)...tied for fifth in the AL and tied for sixth in the majors in winning percentage (.692)...pitched 5.0-plus innings in 28 of 29 starts (only exception on August 25 at Toronto, 3.2 IP)...the Yankees went 20-9 in his starts...became second Yankees pitcher age 24-or-younger in previous 45 years to win at least 18 games (also Andy Pettitte in 1996, 21 wins)...was the youngest Yankees right-hander to win at least 18 games in a season since 23-year-old Mel Stottlemyre won 20 games in 1965...joined CC Sabathia (21-7) as first pair of 18-game winners for Yankees at 30-years-old-or-younger since 1978 (Ron Guidry 25-3 and Ed Figueroa 20-9)...allowed 20 home runs at home, tied for most in the majors...received a 7.49 run support average in starts, the highest mark among qualifying major leaguers.

**2009:** Opened the year with Triple-A Scranton/Wilkes-Barre (New York-AL), going 3-0, 1.86 ERA (19.1 IP, 4 ER) with three walks and 19 strikeouts in three starts...recalled April 28 and made start that night at Detroit, tossing 6.0 scoreless innings with two hits allowed and six strikeouts, earning the win...made seven starts and was moved to the bullpen in June...made first career regular season relief appearance June 8, tossing a perfect seventh inning...posted a 23.1-inning scoreless stretch June 10-July 30, marking the longest single-season scoreless stretch for a Yankees reliever since Mariano Rivera's 30.2-inning scoreless stretch to finish the 1999 regular season, according to Elias...earned first regular season win as a reliever July 17 vs. Detroit, tossing 2.0 scoreless innings...earned first career save July 23 vs. Oakland, tossing 2.0 perfect innings, becoming the youngest Yankees pitcher to earn a save of at least six outs since 18-year-old Jose Rijo recorded a 3.0-inning save April 18, 1984 at Cleveland, according to Elias...made nine Postseason appearances, going 0-1, 8.53 ERA (6.1 IP, 6 ER)...held opponents to a .217 (68-for-314) average; lefties hit .257 (36-for-140), righties .184 (32-for-174)...led all major league relievers in ERA (1.44)...struck out 33.7% of batters faced as a reliever, the second-highest mark in baseball...37 of 44 appearances were scoreless...held opponents hitless in 24 outings...stranded 15-of-16 inherited runners (93.8%)...led the AL in ERA post-All-Star break (1.64)...ranked fourth in baseball after the All-Star break with 12.55 strikeouts-per-9.0 IP ratio.

**2008:** Opened the season as the youngest pitcher in the majors and the second youngest player in the majors behind Arizona's Justin Upton (20 years old, born August 25, 1987); according to the Elias Sports Bureau, was the youngest pitcher to begin a season in the Yankees rotation since Bill Burbach in 1969 (Opening Day age of 21 years, 232 days)...made first start April 3 vs. Toronto in the Yankees third game, becoming the

youngest Yankees pitcher to start one of the club's first three games since Waite Hoyt (21 years, 217 days) in the second game of 1921...underwent an MRI May 1, revealing a stress fracture in ninth right rib and was placed on 15-day disabled list that day...transferred to 60-day disabled list July 18...returned from rehab, reinstated from 60-day DL and optioned to Charleston July 30...made two relief appearances at Charleston and was promoted to Triple-A Scranton/Wilkes-Barre August 6...made two Postseason starts with Scranton/WB, going 1-0, 0.69 ERA (13.0 IP, 1 ER)...recorded series-clinching win in Game 4 of the Governor's Cup Series September 12 at Durham, allowing just one earned run in 5.0 innings with 12 strikeouts, establishing a Scranton/WB single-game playoff strikeout record...his 23 strikeouts also set a franchise-Postseason record...recalled from Scranton/WB prior to September 13 doubleheader vs. Tampa Bay and joined the Yankees the following day...pitched for Peoria Javelinas of the Arizona Fall League 2-0, 3.00 ERA (30.0 IP, 10 ER) in seven starts.

**2007:** Started season with Triple-A Scranton/Wilkes-Barre...had contract purchased April 25 and made major league debut in a start the next night vs. Toronto, allowing four runs on seven hits in 4.1 innings pitched...was the youngest Yankees pitcher (20 years, 306 days old) to debut since Jose Rijo on April 5, 1984 (18 years, 328 days); since Rijo's first appearance, the only other Yankees to make their major league debuts under the age of 21 were Derek Jeter (20 years, 337 days), Dioner Navarro (20 years, 211 days) and Melky Cabrera (20 years, 330 days)...earned first major league win in second start on May 1 at Texas, tossing 6.1 hitless innings before being removed in the seventh inning with a left hamstring strain...placed on 15-day disabled list with a strained left hamstring May 3-August 4, missing 85 games...transferred to 60-day DL June 9...endured setback May 25 when he suffered a sprained left ankle while participating in agility drills in Tampa...made five rehab starts July 9-29 with Single-A Tampa, Double-A Trenton and Triple-A Scranton/WB...selected to Triple-A All-Star Game July 11 at Isotopes Park in Albuquerque, pitching 0.2 innings of relief...named International League Pitcher of the Week July 23-29, going 2-0, 0.00 ERA (12.2 IP)...returned from rehab and reinstated from 60-day DL August 4...appeared in two Division Series games vs. Cleveland, allowing one earned run in 5.2 innings of relief.

**2006:** Began the season at Single-A Tampa (New York-AL)...promoted to Trenton April 30...posted a Thunder franchise record with a 2.25 ERA in 21 starts...selected to Eastern League All-Star Game and was named to the US team for the All-Star Futures Game at PNC Park in Pittsburgh...named Eastern League Pitcher of the Week August 7-13, going 2-0, 0.90 ERA (10.0 IP, 1 ER) with 15 strikeouts...led all EL pitchers in ERA (2.25) and fourth in strikeouts (138)...started Game 1 for Trenton in Division Series September 6 vs. Portland, setting a club record with 13 strikeouts (6.0 IP)...posted a combined record of 12-6 with a 2.16 ERA in 26 starts at both levels...named to the minor league All-Star team as well as the Double-A All-Star team by *Baseball America*...ranked top right-handed pitching prospect in all of baseball by *Baseball America* entering 2007, also ranked as the Yankees top prospect for the second straight year and rated as having the best curveball and best control among Yankees minor leaguers...earned Kevin Lawn minor league Pitcher of the Year Award, given annually to the top pitching prospect in the Yankees organization.

**2005:** Started season with Single-A Charleston (New York-AL) and went 7-1, 1.97 ERA (68.2 IP, 15 ER) in 12 starts...spent two stints on DL with right shoulder inflammation...pitched first career complete game June 1 vs. Greensboro (Game 1)...scheduled to start South Atlantic League All-Star Game June 28 but was scratched after being placed on the DL with mild inflammation in right shoulder...went 2-0, 3.06 ERA (17.2 IP, 6 ER) in five games (4 starts) for Tampa...went 9-1, 2.19 ERA (86.1 IP, 21 ER) with 93 strikeouts in 17 combined appearances (16 starts) between both levels.

**2004:** Started professional career with GCL Yankees...appeared in just three games before suffering a fractured toe on his left foot.

**PROFESSIONAL:** New York Yankees first round (23rd overall) pick in the 2004 First-Year Player Draft; signed by scout Jeff Patterson.

HUGHES' PLAYING RECORD																			
YEAR	CLUB	W-L	ERA	G	GS	CG	SHO	SV	IP	H	R	ER	HR	HP	BB	SO	WP	BK	BAA
2004	GCL Yankees	0-0	0.00	3	3	0	0	0	5.0	4	0	0	0	0	0	8	0	0	.222
2005	Charleston	7-1	1.97	12	12	1	0	0	68.2	46	19	15	1	3	16	72	3	0	.192
	Tampa	2-0	3.06	5	4	0	0	0	17.2	8	6	6	0	3	4	21	0	0	.140
2006	Tampa	2-3	1.80	5	5	0	0	0	30.0	19	7	6	0	1	2	30	0	0	.178
	Trenton	10-3	2.25	21	21	0	0	0	116.0	73	30	29	5	2	32	138	5	0	.179
2007	Tampa	0-0	0.00	1	1	0	0	0	2.0	0	1	0	0	0	2	3	0	0	.000
	Trenton	0-0	1.29	2	2	0	0	0	7.0	5	1	1	0	0	2	11	0	0	.200
	Scranton/Wilkes-Barre	4-1	2.20	5	5	0	0	0	28.2	16	7	7	0	1	8	28	2	0	.167
	NEW YORK-AL	5-3	4.46	13	13	0	0	0	72.2	64	39	36	8	2	29	58	4	0	.235
2008	Charleston	2-0	0.00	2	0	0	0	0	6.2	3	0	0	0	0	2	6	2	0	.136
	Scranton/Wilkes-Barre	1-0	5.90	6	6	0	0	0	29.0	34	19	19	2	2	9	31	0	0	.281
	NEW YORK-AL	0-4	6.62	8	8	0	0	0	34.0	43	26	25	3	1	15	23	2	0	.314
2009	Scranton/Wilkes-Barre	3-0	1.86	3	3	0	0	0	19.1	17	4	4	2	0	3	19	0	0	.233
	NEW YORK-AL	8-3	3.03	51	7	0	0	3	86.0	68	31	29	8	5	28	96	4	2	.217
2010	NEW YORK-AL	18-8	4.19	31	29	0	0	0	176.1	162	83	82	25	0	58	146	9	1	.244
2011	Staten Island	0-0	2.08	1	1	0	0	0	4.1	3	1	1	1	0	1	7	0	0	.188
	Trenton	1-0	1.86	2	2	0	0	0	9.2	6	2	2	0	0	4	11	0	0	.176
	NEW YORK-AL	5-5	5.79	17	14	1	1	0	74.2	84	48	48	9	4	27	47	3	0	.283
2012	NEW YORK-AL	16-13	4.19	32	32	1	0	0	191.1	196	101	89	35	6	46	165	3	0	.259
2013	NEW YORK-AL	4-14	5.19	30	29	0	0	0	145.2	170	91	84	24	5	42	121	6	0	.293
2014	MINNESOTA	16-10	3.52	32	32	1	0	0	209.2	221	88	82	16	5	16	186	1	0	.268
Minor League Totals		32-8	2.36	68	65	1	0	0	344.0	234	97	90	11	12	85	385	12	0	.191
Major League Totals		72-60	4.32	214	164	3	1	3	990.1	1008	507	475	128	28	261	842	32	3	.262

HUGHES' CAREER FIELDING RECORD																
POSITION	PCT	G	PO	A	E	TC	DP	PB								
Pitcher	.973	214	39	68	3	110	4	—								
HUGHES' BATTING RECORD																
BATTING	AVG	AB	R	H	2B	3B	HR	RBI	SH	SF	HB	BB	SO	SB	CS	OBP
Career	.000	12	0	0	0	0	0	0	2	0	0	0	6	0	0	.000

HUGHES' DIVISION SERIES RECORD																			
YEAR	OPPONENT	W-L	ERA	G	GS	CG	SHO	SV	IP	H	R	ER	HR	HP	BB	SO	WP	BK	BAA
2007	Cleveland	1-0	1.59	2	0	0	0	0	5.2	3	1	1	1	0	0	6	1	0	.143
2009	Minnesota	0-0	9.00	3	0	0	0	0	2.0	5	2	2	0	0	1	3	0	0	.500
2010	Minnesota	1-0	0.00	1	0	0	0	0	7.0	4	0	0	0	0	1	6	0	0	.167
2011	Detroit	0-0	0.00	2	0	0	0	0	2.1	2	0	0	0	0	0	4	0	0	.222
2012	Baltimore	0-0	1.35	1	1	0	0	0	6.2	4	1	1	1	0	3	8	0	0	.167
Division Series Totals		2-0	1.52	9	1	0	0	0	23.2	18	4	4	2	0	5	27	1	0	.205

HUGHES' LEAGUE CHAMPIONSHIP SERIES RECORD																			
YEAR	OPPONENT	W-L	ERA	G	GS	CG	SHO	SV	IP	H	R	ER	HR	HP	BB	SO	WP	BK	BAA
2009	Los Angeles-AL	0-1	3.38	3	0	0	0	0	2.2	4	1	1	0	0	1	3	0	0	.308
2010	Texas	0-2	11.42	2	2	0	0	0	8.2	14	11	11	1	0	7	6	2	0	.368
2012	Detroit	0-1	3.00	1	1	0	0	0	3.0	3	1	1	1	0	3	1	0	0	.250
LCS Totals		0-4	8.16	6	3	0	0	0	14.1	21	13	13	2	0	11	10	2	0	.333

HUGHES' WORLD SERIES RECORD																			
YEAR	OPPONENT	W-L	ERA	G	GS	CG	SHO	SV	IP	H	R	ER	HR	HP	BB	SO	WP	BK	BAA
2009	Philadelphia	0-0	16.20	3	0	0	0	0	1.2	2	3	3	1	0	2	1	0	0	.333

HUGHES' ALL-STAR RECORD																			
YEAR	HOST	W-L	ERA	G	GS	CG	SHO	SV	IP	H	R	ER	HR	HP	BB	SO	WP	BK	BAA
2010	Los Angeles-AL	0-1	54.00	1	0	0	0	0	0.1	2	2	2	0	0	0	0	0	0	.667

HUGHES' DAY-BY-DAY																		
Date	Opp.	Dec.	IP	H	R	ER	HR	BB	SO	IR/IRS								
Apr 3	@CHW	ND	5.0	7	4	4	2	1	7									
Apr 9	OAK	ND	5.0	5	4	4	0	3	3									
Apr 15	TOR	L(0-1)	5.0	8	4	4	0	1	7									
Apr 20	@KCR	W(1-1)	6.0	9	3	3	1	1	3									
Apr 26	DET	W(2-1)	7.0	4	2	1	0	0	6									
APRIL TOTALS		2-1	28.0	33	17	16	3	6	26	5.14 ERA								
May 4	BAL	W(3-1)	6.1	6	2	2	1	0	3									
May 9	@DET	W(4-1)	7.0	8	0	0	0	0	3									
May 15	BOS	ND	6.0	5	1	1	0	0	8									
May 21	@SDP	W(5-1)	7.0	7	0	0	0	0	7									
May 27	TEX	ND	7.0	8	3	3	0	0	3									
MAY TOTALS		3-0	33.1	34	6	6	1	0	24	1.62 ERA								
June 1	@NYY	W(6-1)	8.0	3	2	2	0	2	6									
June 6	HOU	L(6-2)	6.0	6	5	5	3	0	7									
June 11	@TOR	W(7-2)	7.0	7	0	0	0	0	9									
June 17	@BOS	L(7-3)	8.0	8	2	2	0	0	6									
June 22	CHW	W(8-3)	5.0	8	5	5	0	1	4									
June 28	@TEX	L(8-4)	7.2	11	5	5	0	1	6									
JUNE TOTALS		3-3	41.2	43	19	19	3	4	38	4.10 ERA								
July 3	NYY	L(8-5)	6.1	8	7	7	2	1	6									
July 8	@SEA	W(9-5)	7.1	8	0	0	0	0	8									
July 13	@COL	W(10-5)	5.0	10	5	5	0	0	6									
PRE-ASG TOTALS		10-5	121.2	136	54	53	9	11	108	3.92 ERA								
July 19	TBR	L(10-6)	7.0	11	5	5	1	1	1									
July 24	CHW	L(10-7)	3.0	4	2	2	0	0	4									
July 30	@KCR	L(10-8)	6.0	7	3	3	0	1	5									
JULY TOTALS		2-4	34.2	48	22	22	3	3	30	5.71 ERA								
Aug 5	SDP	W(11-8)	6.0	7	1	1	1	1	9									
Aug 10	@OAK	W(12-8)	7.0	4	1	1	0	1	7									
Aug 16	KCR	W(13-8)	7.1	7	1	1	0	0	6									
Aug 21	CLE	W(14-8)	7.0	5	1	1	1	0	8									
Aug 27	@KCR	L(14-9)	7.2	7	4	4	0	0	4									
AUGUST TOTALS		4-1	35.0	30	8	8	2	2	34	2.06 ERA								
Sep 1	@BAL	W(15-9)	8.0	5	3	0	1	0	5									
Sep 6	LAA	ND	7.0	7	3	3	1	0	8									
Sep 13(1)	@CHW	L(15-10)	7.0	6	5	3	1	1	11									
Sep 19	CLE	ND	7.0	10	4	4	1	0	5									
Sep 24	ARI	W(16-10)	8.0	5	1	1	0	0	5									
SEPTEMBER TOTALS		2-1	37.0	33	16	11	4	1	34	2.68 ERA								
POST-ASG TOTALS		6-5	88.0	85	34	29	7	5	78	2.97 ERA								
2014 TOTALS		16-10	209.2	221	88	82	16	16	186	3.52 ERA								



# KRIS JOHNSON

**HEIGHT/WEIGHT:** 6-4/205

**BORN:** 10/14/84 in West Covina, CA

**RESIDES:** Blue Springs, MO

**ACQUIRED:** Trade with Pittsburgh, 11/19/13

**M.L. SERVICE:** 55 days

**CONTRACT STATUS:** Signed thru 2014

**BATS/THROWS:** L/L

**AGE:** 30



**PERSONAL:** Kristofer Michael Johnson...2003 graduate of Blue Springs (MO) High School, where he threw five no-hitters in four years during his career...attended Wichita State University, where he went 16-2, 2.94 ERA (143.2 IP, 47 ER) in 32 games (30 starts) during his career...had "Tommy John" surgery on left elbow in 2005.

## 2014:

- Optioned to Triple-A Rochester from Twins spring training March 16.
- Went 2-2, 2.86 ERA (22.0 IP, 7 ER) with opponents hitting .217 (18-for-83) in first four starts.
- Recalled by Minnesota May 1 as "26th man" for split double header with Los Angeles-NL May 1; started game two, tossing 4.1 shutout innings with four hits allowed (ND); optioned back to Rochester after game.
- Went 3-0, 1.13 ERA (32.0 IP, 4 ER) with 30 strikeouts in five May starts.
- Recalled by Minnesota July 10 after going 6-2, 2.71 ERA (76.1 IP, 23 ER) in 12 starts for Red Wings May 6-July 6.
- Made two starts for the Twins and made first career plate appearance July 11 at Colorado, striking out against Jorge De La Rosa.
- Optioned back to Rochester July 21, where he finished the season.
- Combined to go 10-8, 3.65 ERA (145.1 IP, 58 ER) in 26 starts between Rochester and Minnesota.
- Led Red Wings staff in innings pitched (132.0) and tied for team-lead in wins with Yohan Pino (10)...ranked second on the team in strikeouts (102).

**2013:** Was an invite to Pirates spring training and was reassigned to minor league camp...began the season with Triple-A Indianapolis...posted monthly ERA's of 1.99 (22.2 IP, 5 ER) in April; 1.65 (32.2 IP, 6 ER) in June; 1.00 (27.0 IP, 3 ER) in July; and 2.11 (21.1 IP, 5 ER) in August...had contract purchased by Pittsburgh August 18 and made major league debut that same day, pitching 6.0 innings of relief vs. Arizona; allowing two runs on five hits with two walks and five strikeouts...was issued the loss as the game lasted 16 innings...optioned back to Indianapolis August 19...went 10-3, 2.16 ERA (125.0 IP, 30 ER) in 21 starts for Indianapolis and 0-1, 5.06 ERA (10.2 IP, 6 ER) in five relief appearances...led the International League in ERA (2.39), fourth in WHIP (1.17) and tied for seventh in wins (10)...recalled by Pittsburgh September 1...made three appearances for the Pirates in September, allowing five runs on seven hits in 4.1 innings pitched...acquired by Minnesota via trade with Pittsburgh in exchange for right-handed pitcher Duke Welker November 19.

**2012:** Spent first season with Pittsburgh organization after signing as a minor league free agent December 14, 2011...split the season between Double-A Altoona and Triple-A Indianapolis...made season debut and recorded first professional save April 6 vs. Erie...did not allow an earned run in final 22.0 innings pitched between both levels...combined to go 8-4, 3.19 ERA (101.2 IP, 36 ER) with 75 strikeouts in 35 games (13 starts) between both levels; posted a 1.56 ERA (57.2 IP, 10 ER) in 13 starts and a 5.32 ERA (44.0 IP, 26 ER) in 22 relief appearances...played in the Dominican Winter League with Escogido and went 1-0, 0.67 ERA (27.0 IP, 2 ER) in six games (4 starts).

**2011:** Started season with Triple-A Pawtucket (Boston) and went 2-2, 12.63 ERA (20.2 IP, 29 ER) with seven home runs allowed in eight games (3 starts)...unconditionally released from Boston's organization May 16...signed with the Kansas City T-Bones of the American Association (Independent League)...went 6-3, 3.23 ERA (111.1 IP, 40 ER) with two complete games (1 shutout), 51 walks and 64 strikeouts in 16 starts.

**2010:** Spent season with Triple-A Pawtucket...posted a 2.88 ERA (34.1 IP, 11 ER) in six May starts...led Pawtucket in innings pitched (132.2), ranked second in starts (24), tied for third in wins (6) and strikeouts (79)...tied for first in the International League in losses (13)...made five starts for Escogido in the Dominican Winter League, going 1-1, 3.00 ERA (24.0 IP, 8 ER).

**2009:** Split season between Double-A Portland and Triple-A Pawtucket...did not allow a run in first two Triple-A starts (10.0 IP), but lost 13 of next 20 before being transferred to Portland...finished fourth on Pawtucket in starts (22) and fifth in innings pitched (96.1) and strikeouts (65)...tied for second in International League in losses (13).

**2008:** Spent season with Double-A Portland (Boston)...named Eastern League Pitcher of the Week April 21-27, going 2-0, 0.77 ERA (11.2 IP, 1 ER)...pitched 23.1 consecutive scoreless innings June 15-July 1 setting a club record; the span included three straight scoreless starts (18.1 IP), beginning June 21...ranked ninth in the Eastern League and eighth among Red Sox minor leaguers in ERA (3.63).

**2007:** Spent season with Single-A Lancaster (Boston)...made one playoff appearance and allowed two runs in 6.0 innings pitched...led the club in innings pitched (136.0), starts (27) and strikeouts (100)...tied for 12th in the Carolina League in wins (9).

**2006:** Spent first professional season with Single-A Lowell (Boston)...charged with an earned run in just three of 14 appearances (13 starts)...ranked ninth best prospect in Boston's organization by *Baseball America* entering 2007.

**PROFESSIONAL:** Boston's first round supplemental pick (40th overall) in the 2006 First-Year Player Draft.

## GAME HIGHS

### 2014

**IP:** 5.0, 7/21 vs. CLE

**Walks:** 6, 5/1 vs. LAD

**SO:** 5, 5/1 vs. LAD

**CG:** - -

**Win-Streak:** - -

**Low-Hit:** - -

### CAREER

**IP:** 6.0, 8/18/13 vs. ARI

**Walks:** 6, 5/1/14 vs. LAD

**SO:** 5, 2x, last 5/1/14 vs. LAD

**CG:** - -

**Win-Streak:** - -

**Low-Hit:** - -



JOHNSON'S PLAYING RECORD																						
YEAR	CLUB	W-L	ERA	G	GS	CG	SH	SV	IP	H	R	ER	HR	HB	BB	SO	WP	BK	BAA			
2006	Lowell	0-2	0.88	14	13	0	0	0	30.2	25	7	3	0	3	7	27	1	0	.229			
2007	Lancaster	9-7	5.56	27	27	0	0	0	136.0	148	91	84	20	2	57	100	3	2	.279			
2008	Portland	8-9	3.63	27	27	0	0	0	136.1	147	70	55	5	4	56	108	6	2	.277			
2009	Pawtucket	3-13	6.35	22	22	0	0	0	96.1	128	77	68	8	4	44	65	7	0	.320			
	Portland	0-3	6.35	3	3	0	0	0	17.0	22	14	12	1	1	5	12	1	0	.310			
2010	Pawtucket	6-13	4.88	28	24	0	0	0	132.2	152	81	72	15	5	52	79	9	0	.290			
2011	Pawtucket	2-2	12.63	8	3	0	0	0	20.2	41	31	29	7	1	6	12	1	0	.410			
	Kansas City (Ind.)	6-3	3.23	16	16	2	1	0	111.1	98	44	40	5	6	51	64	6	0	--			
2012	Indianapolis	5-2	4.53	20	4	0	0	0	45.2	42	25	23	7	1	18	33	2	0	.241			
	Altoona	3-2	2.09	15	9	0	0	1	56.0	50	19	13	3	3	24	42	4	0	.234			
2013	Indianapolis	10-4	2.39	26	21	1	0	2	135.2	116	37	36	6	4	43	94	8	0	.234			
	PITTSBURGH	0-2	6.10	4	1	0	0	0	10.1	12	7	7	0	1	4	9	2	0	.300			
2014	Rochester	10-7	3.48	23	23	2	0	0	132.0	115	58	51	8	2	55	102	7	0	.232			
	MINNESOTA	0-1	4.73	3	3	0	0	0	13.1	17	7	7	2	0	9	12	1	0	.315			
Minor League Totals		62-67	4.16	229	192	5	1	3	1050.1	1084	554	486	85	36	418	738	55	4	.271			
Ind. League Totals		6-3	3.23	16	16	2	1	0	111.1	98	44	40	5	6	51	64	6	0	--			
National League Totals		0-2	6.10	4	1	0	0	0	10.1	12	7	7	0	1	4	9	2	0	.300			
American League Totals		0-1	4.73	3	3	0	0	0	13.1	17	7	7	2	0	9	12	1	0	.315			
Major League Totals		0-3	5.32	7	4	0	0	0	23.2	29	14	14	2	1	13	21	3	0	.309			

JOHNSON'S CAREER FIELDING RECORD									
POSITION	PCT	G	PO	A	E	TC	DP	PB	
Pitcher	1.000	7	1	4	0	5	0	—	

JOHNSON'S BATTING RECORD																
BATTING	AVG	AB	R	H	2B	3B	HR	RBI	SH	SF	HB	BB	SO	SB	CS	OBP
Career	.000	3	0	0	0	0	0	0	1	0	0	0	2	0	0	.000

JOHNSON'S DAY-BY-DAY											
Date	Opp.	Dec.	IP	H	R	ER	HR	BB	SO	IR/IRS	
May 1	LAD	ND	4.1	4	0	0	0	6	5		
MAY TOTALS		0-0	4.1	4	0	0	0	6	5		0.00 ERA
July 11	@COL	L	4.0	8	5	5	2	0	3		
PRE-ASG TOTALS		0-1	8.1	12	5	5	2	6	8		5.40 ERA
July 21	CLE	ND	5.0	5	2	2	0	3	4		
JULY TOTALS		0-1	9.0	13	7	7	2	3	7		7.00 ERA
POST-ASG TOTALS		0-0	5.0	5	2	2	0	3	4		3.60 ERA
2014 TOTALS		0-1	13.1	17	7	7	2	9	12		4.73 ERA



# JOE MAUER

**HEIGHT/WEIGHT:** 6-5/231

**BORN:** 4/19/83 in St. Paul, MN

**RESIDES:** Ft. Myers, FL

**ACQUIRED:** 1st round (1st overall), 2001 First-Year Player Draft

**M.L. SERVICE:** 11 years

**CONTRACT STATUS:** Signed thru 2018

**BATS/THROWS:** L/R

**AGE:** 31



**PERSONAL:** Joseph Patrick Mauer...wife, Maddie (Bisanz)...twin daughters, Maren Virginia and Emily Teresa (7/24/13)...2001 graduate of Cretin-Derham Hall (MN) High School where he played baseball, basketball and football...led football team to two straight appearances in the Minnesota Class 5A championship game, winning the state title in 2000...named Gatorade's National Player of the Year, Parade and USA Today Player of the Year, and Reebok/ESPN High School All-American in football...signed letter of intent to play football at Florida State University...was All-State in basketball in junior and senior seasons...tied a national high school baseball record by homering in seven consecutive games...was District V Player of the Year and Gatorade Player of the Year in 2001...was member of Team USA Junior National Team 1998-2000...voted best hitter at the World Tournament in Panama in 2000...became seventh Minnesotan to be selected in first round and first to be selected first overall...donates time and effort in support of Twins Rookie League and R.B.I. programs...is active member of Minnesota Action Team, an expanding national youth volunteer initiative run by the Major League Baseball Players Trust and Volunteers of America...donates time and money in support of renovating and building baseball fields in St. Paul and surrounding areas.

## 2014:

- Started 10th career Opening Day March 31 at Chicago-AL, his first as a first baseman; the 10 Opening Day starts tied with Tony Oliva for fifth most in club history (Killebrew - 12, Carew - 12, Hrbek - 12, Puckett - 11).
- Drew 18 walks in April, the fifth most in the AL, tied for eighth most in baseball.
- Recorded 289th and 290th career doubles June 2 at Milwaukee, tying and passing Justin Morneau and moving into sole possession of fifth place on the Twins all-time list.
- Drew 641st career walk June 3 at Milwaukee, tying Bob Allison for third on the Twins all-time list; passed Allison the next day with his 642nd June 4 vs. Milwaukee, moving into sole possession of third.
- Played in 1,234th career game June 9 at Toronto, tying Torii Hunter for ninth on the Twins all-time list; passed Hunter the next day with his 1,235th June 10 at Toronto, moving into sole possession of ninth...played in 1,236th career game the next day June 11 at Toronto, tying Bob Allison for eighth on Twins all-time list; passed Allison with his 1,237th June 13 at Detroit, moving into sole possession of eighth.
- Was named Major League Baseball All-Star Ambassador, joining Bert Blyleven, Rod Carew, Paul Molitor and Tony Oliva...the role helped generate awareness for all events during All-Star Week, including the 85th MLB All-Star Game (July 15th), Gatorade All-Star Workout Day (July 14th) featuring the Home Run Derby, Taco Bell All-Star Sunday (July 13), including the SiriusXM All-Star Futures Game, the Taco Bell All-Star Legends & Celebrity Softball Game (July 13), and T-Mobile All Star FanFest at the Minneapolis Convention Center (July 11th-15).
- Placed on 15-day disabled list July 2 with right oblique strain...went on rehab assignment, playing four games with Single-A Cedar Rapids; returned from rehab and reinstated August 11.
- Recorded 300th career double August 11 at Houston...recorded 1,500th career hit two days later August 13 at Houston...became sixth Twin to record 1,500 hits joining Puckett (2,304), Carew (2,085), Oliva (1,917), Hrbek (1,749) and Killebrew (1,713).
- Tied career-high with 16-game hitting streak June 19-August 15, hitting .365 (23-for-63) with eight doubles, one home run and 14 RBI during the streak.
- Drew 111th career intentional walk, passing Kent Hrbek and moving into sole possession of third on the Twins all-time list.
- Reached base safely in 25 straight games June 19-August 23, at the time was the longest in baseball; longest for a Twin since Cuddyer reached in 27 straight in 2010.
- Played in 1,278th career game September 4 vs. Los Angeles, tying him with Justin Morneau for seventh on the Twins all-time list; played in 1,279th September 5 moving into sole possession of seventh.
- Hit 305th career double September 6 vs. Los Angeles-AL, tying Rod Carew for fourth on the Twins all-time list...hit 306th double September 9 at Cleveland, passing Carew and moving into sole possession of fourth on the Twins all-time list.
- Hit .429 (24-for-56) with runners in scoring position in final 47 games, beginning June 17, the highest in baseball since that date.

**2013:** Played in the World Baseball Classic with Team USA, hitting .429 (9-for-21) with two doubles, one triple, two RBI and four runs scored in six games...started ninth Opening Day as catcher April 1 vs. Detroit, going 3-for-4 with a double and a walk...recorded 1,276th career hit April 7 at Baltimore, tying him with Gary Gaetti for sixth on the Twins all-time list...passed Gaetti with his 1,277th April 8 at Kansas City, moving into sole possession of sixth place...recorded 252nd career double April 15 vs. Los Angeles-AL, tying him with Gary Gaetti for seventh on Twins all-time list...passed Gaetti with his 253rd May 5 at Cleveland, moving into sole possession of seventh place...recorded 20th career four-hit game April 15 vs. Los Angeles-AL, recording three RBI...had 21st career four-hit game the next night April 16 vs. Los Angeles-AL, also had three RBI...it was

## GAME HIGHS

### 2014

**Hits:** 3, 7x, last 9/1 at BAL

**HR:** 1, 4x, last 8/17 vs. KC

**RBI:** 4, 3x, last 9/15 vs. DET

**Grand Slams:** - -

**Hit-Streak:** 16, 6/19-8/15

**SB:** 1, 3x, last 6/6 vs. HOU

### CAREER

**Hits:** 5, 6x, last 8/14/13 vs. CLE

**HR:** 2, 4x, last 8/18/09 at TEX

**RBI:** 7, 7/26/10 at KC

**Grand Slams:** 3, last 9/1/12 at KC

**Hit-Streak:** 16, 2x, last 6/19-8/15/14

**SB:** 2, 7/19/05 vs. BAL



the second time in his career recording consecutive four-hit games, last being June 26-27, 2006 vs. Los Angeles-NL...went 0-for-21 from April 23-30, the longest hitless stretch of his career...hit safely in 15 straight games April 30-May 18, the second longest streak of his career; batted .443 (27-for-61) during the streak with 12 doubles...recorded 259th and 260th doubles of career May 10 vs. Baltimore, tying and passing Torii Hunter and moving into sole possession of sixth place on the Twins all-time list...scored three runs May 11 vs. Baltimore, the 646th, 647th and 648th runs of his career, the first tied Gary Gaetti and Cesar Tovar for ninth on the Twins all-time list, the second run passed them and placed him ninth, the third run tied him with Bob Allison for eighth on the Twins all-time list...passed Allison with 649th May 13 vs. Chicago-AL and moved into sole possession of eighth place...was intentionally walked May 13 vs. Chicago-AL, the 99th of his career, tying Rod Carew for fifth most in Twins history...drew 100th May 21 at Atlanta...hit .371 (39-for-105) in May, the third highest average in the AL, his 12 doubles ranked fourth and his .445 on-base percentage for the month was tied with Miguel Cabrera for first...hit 100th career home run June 8 at Washington, a solo shot off Gio Gonzalez...scored 672nd career run June 23 at Cleveland, tying him with Torii Hunter for seventh on the Twins all-time list...passed Hunter with his 673rd June 25 at Miami...drew 599th and 600th career walks July 8 at Tampa Bay...named starting catcher on the American League All-Star team, his sixth appearance and fourth start, compiling 5,443,856 votes...he batted eighth and went 1-for-2, singling off Cliff Lee...placed on Paternity List July 24-29 and traveled back to Minnesota for the birth of his twin daughters Maren Virginia and Emily Teresa, who were born two minutes apart, beginning at 3:05 a.m. July 24...hit .360 (27-for-75) in 20 July games, the seventh best average in the AL; posted a .437 on-base percentage in the month, third best in the AL...tied career-high with five hits August 14 vs. Cleveland, marking his fifth career five-hit game, first since 2010...placed on 7-day disabled list August 20 with concussion-like symptoms, after suffering multiple foul balls to the mask August 19 vs. New York-NL; missed the Twins final 39 games...set a single-season career-high with 89 strikeouts...threw out 43% of baserunners attempting to steal, the second best percentage of career and highest since 2007...ranked third in baseball in batting average (.324) with a minimum of 400 at-bats; his .404 on-base percentage ranked sixth in baseball...hit .291 (78-for-268) with two strikes, the highest in baseball and fourth highest in Twins history...was Twins finalist for the Roberto Clemente Award, given by Major League Baseball and Chevrolet for community service excellence...won fifth Louisville Slugger Silver Slugger Award, one of seven Twins to ever win the award...given the Calvin R. Griffith Award for Most Valuable Twin voted on by the Twin Cities Chapter of Baseball Writers Association of America, his third time winning the award...ranked by *Baseball America* in their 2013 annual tools survey as the third-best hitter in the AL (Miguel Cabrera and Mike Trout), second best strike zone judgement (Cabrera), and third best defensive catcher (Salvador Perez and Matt Wieters)...on November 11, it was announced that he will move from catcher to first base starting in 2014 due to inherent risks of future injury.

**2012:** Was Twins Opening Day catcher for eighth time in career, going 0-for-2 with two walks April 6 at Baltimore...hit second career home run at Target Field April 12 vs. Los Angeles-AL in his 468th career plate appearance at Target Field...batted .325 (26-for-80) with 13 RBI, 12 walks and a .419 on-base percentage in 21 April games...reached base via hit or walk in 19 of those games...tied career-high with three walks May 11 vs. Toronto...tied it again two days later May 13 vs. Toronto...also had three walks May 30 vs. Oakland and July 7 at Texas...had 19th career game with four-plus hits May 20 at Milwaukee, his first since August 18, 2010 vs. Chicago-AL...recorded 1,164th and 1,165th career hits June 17 vs. Milwaukee, tying and passing Cesar Tovar (1,164), moving into ninth place on the Twins all-time list...hit 232nd career double June 24 at Cincinnati, tying Harmon Killebrew for ninth on the Twins all-time list...passed Killebrew and moved into sole possession of ninth with his 233rd career double June 29 vs. Kansas City...batted .397 (29-for-73) with nine multi-hit games and .438 on-base percentage in 20 June games; .397 average was third highest in baseball...had season-high 12-game hitting streak June 17-July 3, batting .449 (22-for-49) in that span...selected as reserve on American League All-Star team, marking his fifth selection...finished second in voting among AL catchers (2,922,422) behind the Rangers Mike Napoli (4,317,718)...played 2.0 innings at first base and went 1-for-1 with a single...led American League in on-base percentage (.416) at All-Star break and ranked sixth in batting average (.326)...recorded 1,197th and 1,198th career hits July 17 vs. Baltimore, tying and passing Chuck Knoblauch (1,197), moving into sole possession of eighth place on Twins all-time list...that game also marked his 1,000th major league game...drew 513th career walk July 20 at Kansas City, tying Chuck Knoblauch for sixth on Twins all-time list...passed Knoblauch with 514th career walk July 22 at Kansas City, moving into sole possession of sixth place...hit go-ahead three-run homer with two outs in bottom of ninth inning August 4 at Boston off Alfredo Aceves, giving Twins the eventual 6-4 victory...hit 239th career double August 6 at Cleveland, tying him with Michael Cuddyer for eighth on Twins all-time doubles list...passed Cuddyer and moved into sole possession of eighth place with his 240th double August 10 vs. Tampa Bay...recorded 1,218th career hit August 10 vs. Tampa Bay, tying him with Torii Hunter for seventh on Twins all-time hits list...passed Hunter and moved into sole possession of seventh place with 1,219th hit August 12 vs. Tampa Bay...caught 831st career game August 24 at Texas, tying him with Earl Battey for most games caught in Twins history...passed Battey with his 832nd game and moved into sole possession of first place August 27 vs. Seattle...recorded his 549th career walk September 28 vs. Detroit, tying him with Roy Smalley for fifth place on the Twins all-time walks list...passed Smalley and moved into sole possession of fifth place with his 550th September 29 vs. Detroit...batted .388 (31-for-80) in 22 September games, ranking first in AL and third in baseball; .485 on-base percentage ranked first in AL and second in baseball...hit .474 (9-for-19) with runners in scoring position in that time, second best in AL and third best in baseball...tied single-season career-high drawing 84th walk September 28 vs. Detroit; set single-season career-high drawing 85th walk September 29 vs. Detroit...tied single-season career-high playing in 146th game October 2 at Toronto; set single-season career high playing in 147th game October 3 at Toronto...played 74 games at catcher (72 starts), 30 games at first base and 42 as designated hitter...finished first in baseball with .416 on-base percentage and tied for third in AL in times on base (266); reached base four-plus times in 11 games...ranked first in baseball in three-hit games (23) and fourth among American Leaguers in batting average (.319) and walks (90)...ranked third in AL and fifth in baseball in batting average with runners in scoring position (.372)...was only player in baseball with 30-plus doubles, 80-plus RBI, 80-plus runs, 90-plus walks, .300-plus batting average and .400-plus on-base percentage...was one of two players in baseball with 90-plus walks (90) and less than 90 strikeouts (88), the other being Joey Votto (94 walks, 85 strikeouts)...rated best strike zone judgement and second best defensive catcher in American League by *Baseball America's* annual best tools survey...finalist (Twins representative) for the Hank Aaron Award, recognizing the most outstanding offensive performer in each league...named to 2013 USA roster for World Baseball Classic.

**2011:** Was Twins Opening Day catcher for seventh time in career, marking the most ever by a Twins catcher, passing Butch Wynegar, who started six (1976-80, 82)...played in nine games before being placed on the 15-day disabled list with bilateral leg weakness April 14...played seven games on rehab assignment with Single-A Ft. Myers, batting .261 (6-for-23)...transferred to 60-day disabled list June 3; reinstated June 17...batted just .217 (13-for-60) in first 18 games off disabled list June 17-July 6, but batted .317 (64-for-202) in final 55 games, July 7-end of the season...played first career game at first base, going 3-for-5 with two RBI July 7 vs. Chicago-AL...played 18 games at first base, batting .424 (28-for-66) and fielding .994 (1 error in 170 total chances) at that position...tied career-high with three walks July 15 vs. Kansas City and September 14 at Kansas City, his final game of the season...recorded 448th career walk, tying him with Tony Oliva for eighth on Twins all-time list July 23 vs. Detroit...passed Oliva and moved into sole possession of eighth place with 449th career walk July 27 at Texas...hit first home run of season July 27 at Texas, his first since September 15, 2010, a span of 203 plate appearances...recorded 450th career walk July 28 at Texas, tying him with Kirby Puckett for seventh place on Twins all-time list...passed Puckett and moved into sole possession of seventh place with 451st career walk July 29 at Oakland...recorded 210th career double, tying Chuck Knoblauch for 10th on Twins all-time list, August 8 vs. Boston...moved into sole possession of 10th on the list with 211th career double August 10 vs. Boston...made first major league start in right field August 18 vs. New York-AL...caught 759th

career game August 4 at Los Angeles-AL, tying Butch Wynegar for second on the Twins all-time list for most games caught...caught 760th career game, surpassing Wynegar, August 5 vs. Chicago-AL, and moving into sole possession of second place...recorded 85th career intentional walk, tying Kirby Puckett for fifth on the Twins all-time list, July 29 at Oakland...moved into sole possession of fifth place on the list with 86th career intentional walk September 7 vs. Chicago-AL...reached safely via hit or walk 12 times in final 25 plate appearances September 7-14, posting a .520 on-base percentage in that span...placed on 15-day disabled list with pneumonia, ending his season September 22...named second best defensive catcher in the American League by *Baseball America* behind Baltimore's Matt Wieters.

**2010:** Was Twins Opening Day catcher for sixth time...hit first double at Target Field by a Twins player (second inning off Jon Lester) April 12 vs. Boston...had third career five-hit game April 24 at Kansas City...caught 657th career game, tying Tim Laudner for third place for most games caught by a Twin June 16 vs. Colorado...passed Lardner on June 18 at Philadelphia, catching 658th career game...voted American League's starting catcher in 2010 All-Star Game for third time in career (4th career All-Star appearance); went 0-for-2 in the game with fly out and reaching on an error...amassed 5,372,606 votes, marking third most votes all-time, trailing only Ken Griffey Jr. (6,079,688) in 1994 and Albert Pujols (5,397,374) in 2009...became first catcher to be MLB's overall top vote-getter since Ivan Rodriguez of Texas in 2000...joined Rod Carew (1975, 1977-78) as only other Twin to lead baseball in votes...had fourth career five-hit game and career-high seven RBI July 26 vs. Kansas City in Twins 19-1 victory...collected six consecutive hits July 26-27 at Kansas City...tied Cesar Tovar for 11th on club's all-time doubles list with his 193rd July 31 vs. Seattle...passed Tovar August 5 and moved into sole possession of 11th place with 194th career double August 5 at Tampa Bay...played in 800th career game August 13 vs. Oakland...hit first home run at Target Field (off Gavin Floyd), snapping a string of 209 consecutive plate appearances without a home run at Target Field August 18 vs. Chicago-AL...collected Twins only hit, breaking up a no-hitter with one out in the ninth inning off Neftali Felix August 23 at Texas, marking second time in career in which he broke up a no-hitter in ninth (May 6, 2008 at Chicago-AL, Gavin Floyd)...named Pepsi's clutch performer for month of August after batting .380 (35-for-92) with seven doubles, two home runs, 16 RBI and 17 runs scored in 26 games...also posted .522 slugging percentage, .482 on-base percentage and recorded a hit in 19 of 26 games played (8 multi-hit games)...scored 500th career run September 7 vs. Kansas City...became 15th Twins player in club history with 500-plus runs...tied Bob Allison for 12th on club's all-time hits list with 999th career hit September 12 at Cleveland...recorded 1,000th career hit, a first-inning single off John Danks September 14 at Chicago-AL...the hit also passed Bob Allison on Twins all-time hits list, moving him into sole possession of 12th place...hit 200th career double, becoming one of 11 Twins in club history with 200-plus doubles September 16 at Chicago-AL...missed nine games in September with jammed left knee, suffered while running the bases September 19 vs. Oakland...hit 43rd double, placing him second on baseball's all-time list for doubles by a catcher in one season (Ivan Rodriguez, 47 in 1996) October 3 vs. Toronto...passed Brian Harper's 1990 total of 42, moving into first on Twins all-time single-season doubles list for a catcher...recorded five games with four-or-more hits, third-most in baseball...recorded 40 multi-hit games and 20 three-hit games...batted .389 against AL Central opponents...batted .516 against the Royals and .451 against the White Sox...was one of just four players in baseball with 40-plus doubles and a .320-plus batting average (Carlos Beltré, New York-NL, Miguel Cabrera, Detroit, and Josh Hamilton, Texas)...became just fourth Twin to post those numbers -- Paul Molitor in 1996, Tony Oliva in 1964 and '65, and Kirby Puckett in 1988 and '89...awarded third consecutive Rawlings Gold Glove...won fourth Louisville Slugger Silver Slugger Award (3rd consecutive)...finished eighth in American League MVP voting with 97 points, including two third-place votes...named to *Baseball America's* major league All-Star team...ranked by *Baseball America* as the American League's best defensive catcher, second best overall hitter (Detroit's Miguel Cabrera) and second best strike zone judgement (Boston's Kevin Youkilis)...was given the Dick Siebert Award for Upper Midwest Player of the Year and the Calvin R. Griffith Award for Most Valuable Twin by the Twin Cities Chapter of Baseball Writers Association of America.

**2009:** Missed all of April on the 15-day disabled list due to inflammation of the right sacroiliac joint (April 2-30)...homered in first at-bat of season May 1 vs. Kansas City...hit safely in 14 straight games May 7-21, batting .418 (23-for-55) with seven multi-hit games, seven home runs, 14 runs scored, and 21 RBI...had second career grand slam and season-high six RBI May 21 at Chicago-AL...earned American League Player of the Week honors May 18-24...finished May with 11 home runs and 32 RBI, the first time in Twins history a player has reached 11 home runs and 30 RBI in same month...only other player in franchise history to accomplish the feat was Harmon Killebrew, who hit 13 home runs and drove in 37 runs in August 1960 with the Washington Senators...his 32 RBI set a Twins record for the month of May...earned American League Player of the Month honors for May after batting .414 (41-for-99) with seven doubles, one triple, 11 home runs, 19 walks, 32 RBI, 27 runs scored and recording an on-base percentage of .500 and a slugging percentage of .838...finished June batting .353 (36-for-102) with three home runs, 11 RBI and 16 runs scored with 10 multi-hit games...hit career-high 14th home run June 20 vs. Houston...finished first-half batting .373 (90-for-241) with 15 home runs, 49 RBI and 49 runs scored in just 64 games...his .373 first-half average was sixth highest in Twins Pre-All-Star break history...selected to third All-Star game and voted by the fans as the starting catcher for the second straight season...went 1-for-3 in the All-Star game with a run scored and a game-tying RBI-double in the fifth inning...for the month of August, led the AL in batting average (.391) and intentional walks (4), ranked second in hits (45), third in on-base percentage (.449), tied for fourth in runs (21), tied for fifth in home runs (8), fifth in slugging percentage (.652) and sixth in RBI (23)...had third four-hit game of season August 7 at Detroit...hit seven home runs in an 11-game span, with 17 RBI and .553 batting average August 7-18...hit safely in 24 of 28 games in August...hit safely in 110 of 138 games overall (80%)...won third American League batting title, becoming one of just 10 players in major league history to win three-or-more batting titles, and the first to win back-to-back batting titles since Nomar Garciaparra of Boston in 1999 and 2000...finished ninth in the American League in multi-hit games (55) and first in three-hit games (23)...led American League with .365 batting average, .444 on-base percentage, and .587 slugging percentage...only 12 players have ever led the American League in all three, with the last being Kansas City's George Brett in 1980...of the 12 AL players to do it, 10 are in the Baseball Hall of Fame (Ted Williams, 5 times; Ty Cobb, 3; Napoleon Lajoie, 2; and George Stone, Tris Speaker, Babe Ruth, Lou Gehrig, Jimmie Fox, Frank Robinson, Carl Yastrzemski, Fred Lynn and George Brett, 1)...no catcher in either league had ever led in all three categories at the end of a season before Mauer...named *Baseball America's* Player of the Year and MLB Players Choice Award's American League Most Outstanding Player...was given the Calvin R. Griffith Award for Most Valuable Twin and the Dick Siebert Award for Upper Midwest Player of the Year by the Twin Cities Baseball Writers Association...was given his second Rawlings Gold Glove Award...won Louisville Slugger Silver Slugger Award...was named the American League Most Valuable Player, becoming the fifth player in club history to win the award (Zoilo Versalles, 1965; Harmon Killebrew, 1969; Rod Carew, 1977; and Justin Morneau, 2006)...became the first catcher to win the AL MVP since Texas' Ivan Rodriguez in 1999.

**2008:** Finished first-half third in AL in batting (.322) behind Ian Kinsler (.337) of Texas and Justin Morneau (.323)...became first Twins catcher to start an All-Star Game July 15 at New York-AL, going 1-for-1 with a walk...had career-high 16-game hit-streak from August 4-24, batting .349 (22-for-63) with one home run, 10 RBI, and 13 runs scored...had second career five-hit game and season-high four RBI August 29 at Oakland...his .362 batting average with runners in scoring position ranked seventh in American League...was one of just four catchers to log 1,200-plus innings behind the plate, and ranked second in league by throwing out 36% of potential base stealers...finished season four points ahead of Dustin Pedroia (Boston) to win his second batting title in three years (2006)...it was 13th American League batting title won by a Minnesota Twin in 48-year existence of team as he joined Tony Oliva and Rod Carew as only Twins who have won multiple titles...joined Buddy Myer (Washington, 1935) and Joe Cronin (Washington, 1931) as only players in franchise history to hit over .300, score over 95 runs, record 30-plus doubles, drive in 80-plus runs, and walked 80-plus times in a single season...was given the Dick Siebert Award for Upper Midwest Player of the Year and the Carl

R. Pohlard Community Service Award by Twin Cities Baseball Writers Association...won first Rawlings Gold Glove Award, becoming second Twins catcher to win the award (Earl Battey in 1961 and 62)...became first American League player to win batting title and Gold Glove in same season since Ichiro Suzuki (Seattle) in 2004...won Louisville Slugger Silver Slugger Award.

**2007:** Disabled with strained left quadriceps May 6-June 8...began rehab assignment at Single-A Ft. Myers June 6...hit first career grand slam June 29 at Detroit...recorded Twins first inside-the-park home run since Torii Hunter (July 26, 2001) July 21 vs. Los Angeles-AL...had season-high 10-game hit-streak, going 15-for-40 (.375) July 14-24...threw out 19 of 40 (48%) runners attempting to steal to up career totals to 58 of 127 (46%).

**2006:** Named American League Player of the Week June 5-11...had first career five-hit game June 27 vs. Los Angeles-NL...named AL Player of the Month for July...selected to first career All-Star team July 11 at Pittsburgh...was intentionally walked 21 times, second highest single season total by a Twin (Killebrew, 23 in 1970)...finished season hitting .347 and won the AL batting title...became first AL catcher to win batting title and at 23, the youngest batting champ since Alex Rodriguez (21) in 1996...the last catcher to win batting title was Ernie Lombardi in 1942 with the Boston Braves...won Dick Siebert Award as Upper Midwest Player of the Year...won Louisville Slugger Silver Slugger Award.

**2005:** Threw out 17 of 48 (35%) runners attempting to steal to up career totals to 22 of 64 (34%)...led club in batting (.294) and walks (61), tied for lead in intentional walks, second in hits (144) and multi-hit games (41), tied for second in stolen bases (13), and third in doubles (26).

**2004:** Made major league debut and singled off Rafael Betancourt for first big league hit April 5 vs. Cleveland...disabled with medial meniscus tear in left knee April 7-June 2...had surgery to remove meniscus in left knee April 8...began rehab assignment at Ft. Myers May 26 and continued rehab at Rochester...hit first major league homer off Esteban Yan June 6 vs. Detroit...had first career two-homer game June 30 vs. Chicago-AL...had first career four-hit game July 7 vs. Kansas City...disabled for remainder of season with sore left knee July 19...won Bill Boni Award as Twins Outstanding Rookie...ranked top prospect in the Twins organization by *Baseball America* entering the 2005 season.

**2003:** Began season at Single-A Ft. Myers...named Twins minor league Player of the Week May 24-30...played in Florida State League All-Star Game...promoted to New Britain June 16...played for United States team in Futures Game...named Twins minor league Player of the Month for July...named *Topps'* Eastern League Player of the Month for July...led both Florida State League and Eastern League in throwing out runners attempting to steal...led Twins minor leaguers in hits (172), second in RBI (85) and fourth in walks (49)...was fifth among all minor leaguers in hits and was 11th in batting average (.338)...led all minor league catchers in batting...selected to Florida State League postseason All-Star team...rated best hitting prospect and best defensive catcher in Florida State League by *Baseball America*...named to *Baseball America's* minor league All-Star team and All-Defensive team...rated best prospect in Eastern League and Florida State League...named Teenager of the Year by Sportsticker...named minor league Player of the Year by *Baseball America* and Sportsticker...won Sherry Robertson Award as Twins minor league Player of the Year...played for Team USA in Olympic Qualifying Tournament in Panama...ranked top prospect in the Twins organization by *Baseball America* entering the 2004 season.

**2002:** Selected to Midwest League All-Star team June 18 at Lansing...disabled for remainder of season after surgery to repair hernia August 30...led club in walks (61), was second in batting (.302), hits (124) and RBI (62), tied for second in doubles (23), and fourth in at-bats (411) and runs (58)...named to Sportsticker's Midwest League All-Teen team and Midwest League Postseason All-Star team...named to *Topps* Single-A All-Star Team...rated top minor league catching prospect, second best arm strength, third best receiving skills and best defensive catcher in Midwest League by *Baseball America*...selected to Low Single-A All-Star team by *Baseball America*...ranked top prospect in the Twins organization by *Baseball America* entering the 2003 season.

**2001:** Named Twins minor league Player of the Week, going 14-for-29 (.483) August 26-September 1...named Twins minor league Player of the Month for August, going 44-for-107 (.411)...rated as top prospect in Appalachian League and top minor league catching prospect by *Baseball America*.

**PROFESSIONAL:** Selected first overall by the Twins in the 2001 First-Year Player Draft; signed by scout Mark Wilson.

MAUER'S PLAYING RECORD																			
YEAR	CLUB	AVG	G	AB	R	H	2B	3B	HR	RBI	SH	SF	HB	BB	SO	SB	CS	E	OBP
2001	Elizabethton	.400	32	110	14	44	6	2	0	14	0	0	1	19	10	4	0	4	.492
2002	Quad Cities	.302	110	411	58	124	23	1	4	62	0	2	2	61	42	0	0	6	.393
2003	Ft. Myers	.335	62	233	25	78	13	1	1	44	0	3	1	24	24	3	0	0	.395
	New Britain	.341	73	276	48	94	17	1	4	41	0	4	5	25	25	0	0	3	.400
2004	Rochester	.316	5	19	1	6	3	0	0	2	2	0	1	0	1	4	0	0	.333
	Ft. Myers	.667	2	6	0	4	0	0	0	2	0	0	0	2	2	0	0	0	.750
	MINNESOTA	.308	35	107	18	33	8	1	6	17	0	3	1	11	14	1	0	2	.369
2005	MINNESOTA	.294	131	489	61	144	26	2	9	55	0	3	1	61	64	13	1	5	.372
2006	MINNESOTA	.347	140	521	86	181	36	4	13	84	0	7	1	79	54	8	3	4	.429
2007	Ft. Myers	.000	1	3	0	0	0	0	0	0	0	0	0	1	0	0	0	0	.250
	MINNESOTA	.293	109	406	62	119	27	3	7	60	2	3	3	57	51	7	1	1	.382
2008	MINNESOTA	.328	146	536	98	176	31	4	9	85	1	11	1	84	50	1	1	3	.413
2009	Ft. Myers	.400	5	15	2	6	2	0	0	4	0	1	0	2	1	0	0	0	.444
	MINNESOTA	.365	138	523	94	191	30	1	28	96	0	5	2	76	63	4	1	3	.444
2010	MINNESOTA	.327	137	510	88	167	43	1	9	75	0	6	3	65	53	1	4	3	.402
2011	Ft. Myers	.261	7	23	3	6	2	0	1	6	0	0	1	3	1	0	0	0	.370
	MINNESOTA	.287	82	296	38	85	15	0	3	30	0	2	3	32	38	0	0	5	.360
2012	MINNESOTA	.319	147	545	81	174	31	4	10	85	1	3	2	90	88	8	4	5	.416
2013	MINNESOTA	.324	113	445	62	144	35	0	11	47	0	2	0	61	89	0	1	3	.404
2014	Cedar Rapids	.400	4	15	2	6	0	0	0	1	0	0	0	1	0	0	0	0	.400
	MINNESOTA	.277	120	455	60	126	27	2	4	55	0	2	1	60	96	3	0	3	.361
Minor League Totals		.331	301	1111	153	368	66	5	10	176	0	11	10	138	110	7	0	13	.406
Major League Totals		.319	1298	4833	748	1540	309	22	109	689	4	47	18	676	660	46	16	37	.401

### MAUER'S CAREER FIELDING RECORD

POSITION	PCT	G	PO	A	E	TC	DP	PB
Catcher	.995	920	5831	323	30	6184	39	40
First Base	.995	156	1331	113	7	1451	131	—
Outfield	1.000	1	3	0	0	3	0	—
Totals	.995	1274	7165	436	37	7638	170	40

### MAUER'S DIVISION SERIES RECORD

YEAR	OPPONENT	AVG	G	AB	R	H	2B	3B	HR	RBI	SH	SF	HB	BB	SO	SB	CS	E	OBP
2006	Oakland	.182	3	11	0	2	0	0	0	0	0	0	0	1	0	0	0	0	.250
2009	New York-AL	.417	3	12	1	5	1	0	0	1	0	0	0	2	4	0	0	0	.500
2010	New York-AL	.250	3	12	0	3	0	0	0	0	0	0	0	1	3	0	0	1	.250
Division Series Totals		.286	9	35	1	10	1	0	0	1	0	0	0	4	7	0	0	1	.359

### MAUER'S ALL-STAR GAME RECORD

YEAR	HOST	AVG	G	AB	R	H	2B	3B	HR	RBI	SH	SF	HB	BB	SO	SB	CS	E	OBP
2006	Pittsburgh	.000	1	2	0	0	0	0	0	0	0	0	0	0	1	0	0	0	.000
2008	New York-AL	1.000	1	1	0	1	0	0	0	0	0	0	0	1	0	0	0	0	1.000
2009	St. Louis	.333	1	3	1	1	1	0	0	1	0	0	0	0	0	0	0	0	.333
2010	Los Angeles-AL	.000	1	2	0	0	0	0	0	0	0	0	0	0	0	0	0	0	.000
2012	Kansas City	1.000	1	1	0	1	0	0	0	0	0	0	0	0	0	0	0	0	1.000
2013	New York-NL	.500	1	2	0	1	0	0	0	0	0	0	0	0	0	0	0	0	.500
All-Star Game Totals		.364	6	11	1	4	1	0	0	1	0	0	0	1	1	0	0	0	.417

### MAUER'S WORLD BASEBALL CLASSIC RECORD

YEAR	CLUB	AVG	G	AB	R	H	2B	3B	HR	RBI	SH	SF	HB	BB	SO	SB	CS	E	OBP
2013	USA	.429	6	21	4	9	2	1	0	2	0	0	0	5	4	0	0	0	.538



# TREVORMAY

**HEIGHT/WEIGHT:** 6-5/215

**BORN:** 9/23/89 in Longview, WA

**RESIDES:** Kelso, WA

**ACQUIRED:** Trade with Philadelphia, 12/6/12

**M.L. SERVICE:** 51 days

**CONTRACT STATUS:** Signed thru 2014

**BATS/THROWS:** R/R

**AGE:** 25



**PERSONAL:** Trevor J. May...2008 graduate of Kelso (WA) High School...went 11-1 his senior year to help team to the Class 3A state championship game.

## 2014:

- Optioned to Triple-A Rochester from Twins spring training March 9.
- Set season-high 11 strikeouts May 1 vs. Louisville (6.0 IP)...tied season-high with 11 again June 16 vs. Pawtucket (8.1 IP).
- Pitched first complete game May 13 vs. Columbus, the sixth of minor league career.
- Went 4-2, 1.47 ERA (36.2 IP, 6 ER) with 34 strikeouts and 15 walks in six May starts.
- Selected to participate in SiriusXM Future's Game at Target Field, replacing St. Louis prospect Marco Gonzalez (recall)...placed on 7-day disabled list June 26 with right calf strain (suffered June 21 at Buffalo), could not play and was replaced by teammate Alex Meyer.
- Reinstated July 13 and made four starts for the Red Wings before being recalled August 9.
- Made major league debut in a start August 9 at Oakland, allowing four runs on three hits in 2.0 innings pitched, with seven walks and was dealt the loss.
- Earned first major league win September 3 vs. Chicago-AL, allowing three runs on six hits in 5.0 innings pitched, with one walk and six strikeouts as the Twins won 11-4.
- Set season/career-high with 10 strikeouts (6.0 IP) September 14 at Chicago-AL; eighth different rookie in club history to record double-digit strikeouts, 12th different time and first since Matt Garza in 2007.
- Combined to go 11-12, 4.44 ERA (144.0 IP, 71 ER) with 61 walks and 138 strikeouts between Rochester and Minnesota.
- Finished third in the organization in strikeouts (138), behind Phil Hughes (186) and Alex Meyer (153).

## GAME HIGHS

### 2014

**IP:** 6.0, 2x, last 9/25 at DET

**Walks:** 7, 8/9 at OAK

**SO:** 10, 9/14 at CWS

**CG:** - -

**Win Streak:** 3, 9/3-14

**Low-Hit:** - -

### CAREER

**IP:** 6.0, 2x, last 9/25/14 at DET

**Walks:** 7, 8/9/14 at OAK

**SO:** 10, 9/14/14 at CWS

**CG:** - -

**Win Streak:** 3, 9/3-14/14

**Low-Hit:** - -



**2013:** Participated in first Twins major league spring training and optioned March 11...spent his first season in the Twins organization with Double-A New Britain...pitched two 7.0-inning complete game shutouts — April 24 at New Hampshire and May 10 vs. Portland (Game 2)...named Twins minor league Player of the Week for June 21, tossing 7.2 shutout innings with four hits allowed, one walk and nine strikeouts, earning the win June 18 at Erie...had season-high 10 strikeouts twice — May 10 vs. Portland (7.0 IP) and August 31 vs. Reading (7.0 IP)...struck out six-plus in 16 starts and eight-plus in eight starts...named to Eastern League All-Star East team but did not play...led the Eastern League in strikeouts (159), tied for first in starts (27) and ranked fifth in innings pitched (151.2)...led the Rock Cats in wins (9)...played in the Arizona Fall League with Glendale Desert Dogs, going 0-2, 3.21 ERA (14.0 IP, 5 ER) with four walks and 12 strikeouts in nine games (1 start)...named eighth best prospect and best changeup in the Twins system by *Baseball America* entering 2014.

**2012:** Spent the season with Double-A Reading (Philadelphia)...went 5-0, 2.40 ERA (30.0 IP, 8 ER) with eight walks and 33 strikeouts in five April starts...did not allow a home run in first eight starts (46.1 IP) April 6-May 16...led the Eastern League in strikeouts (151), was tied for first in starts (28), tied for eighth in wins (10) and 10th in innings (149.2)...struck out seven-plus batters in nine of 28 starts and eight-plus in four starts; averaged 9.1 strikeouts-per-9.0-innings pitched...acquired by Twins via trade with Philadelphia along with pitcher Vance Worley, in exchange for outfielder Ben Revere December 12.

**2011:** Spent season with Single-A Clearwater (Philadelphia)...named Phillies Pitcher of the Week May 30-June 5...named Phillies minor league Pitcher of the Month for June, going 2-2, 1.50 ERA (30.0 IP, 5 ER) with 13 walks and 40 strikeouts in five starts...named to Florida State League All-Star team and earned the win (1.0 IP)...was the 50th anniversary of the FSL All-Star game, which was played in Bright House Field, his home club's park in Clearwater, FL...named FSL Pitcher of the Week twice...struck out 208 batters in 151.1 IP (12.37 K/9.0 IP), third-most in all of minor league baseball...recorded double-digit strikeouts seven times, including 14 strikeouts June 22 at Tampa (7.0 IP), the most strikeouts by a Phillies minor league pitcher since at least 1980...led the Florida State League in strikeouts and shutouts (2), tied for second in complete games (3) and starts (27), and ranked third in innings pitched (151.1)...given Paul Owens Award as best pitcher in the Phillies minor league system...named the top prospect in the Phillies minor league system by *Baseball America* entering 2012.

**2010:** Began season with Single-A Clearwater...selected as a Midseason Florida State League All-Star...transferred to Single-A Lakewood July 4...named Phillies minor league Pitcher of the Week July 26-August 1...averaged 12.13 strikeouts-per-9.0 IP between both levels...named the fifth best prospect in the Phillies minor league system by *Baseball America* entering the 2011 season.

**2009:** Spent the season with Single-A Lakewood (Philadelphia)...named Phillies minor league Pitcher of the Week August 31-September 7...averaged 11.06 strikeouts-per-9.0 IP...held opponents to a .211 batting average...went 1-0, 0.00 (11.0 IP) with 11 strikeouts in two Postseason starts.

**2008:** Began professional career with the GCL Phillies...participated in Florida Instructional League.

**PROFESSIONAL:** Philadelphia's fourth round pick in the 2008 First-Year Player Draft; signed by Dave Ryles.

# MAY'S PITCHING RECORD

YEAR	CLUB	W-L	ERA	G	GS	CG	SH	SV	IP	H	R	ER	HR	HB	BB	SO	WP	BK	BAA
2008	GCL Phillies	1-1	3.75	5	2	0	0	0	12.0	11	7	5	0	1	7	11	1	0	.256
2009	Lakewood	4-1	2.56	15	15	0	0	0	77.1	58	24	22	3	2	43	95	6	1	.211
2010	Clearwater	5-5	5.01	16	14	0	0	0	70.0	53	41	39	7	5	61	90	9	1	.212
	Lakewood	7-3	2.91	11	11	0	0	0	65.0	51	22	21	3	1	20	92	5	0	.214
2011	Clearwater	10-8	3.63	27	27	3	2	0	151.1	121	65	61	8	5	67	208	8	0	.221
2012	Reading	10-13	4.87	28	28	0	0	0	149.2	139	87	81	22	11	78	151	8	1	.249
2013	New Britain	9-9	4.51	27	27	2	2	0	151.2	149	79	76	14	8	67	159	7	0	.256
2014	Rochester	8-6	2.84	18	18	1	1	0	98.1	75	33	31	4	0	39	94	2	0	.209
	MINNESOTA	3-6	7.88	10	9	0	0	0	45.2	59	41	40	7	2	22	44	3	0	.314
	Minor League Totals	54-46	3.90	147	142	6	5	0	775.1	657	358	336	61	33	382	900	46	3	.230
	Major League Totals	3-6	7.88	10	9	0	0	0	45.2	59	41	40	7	2	22	44	3	0	.314

# MAY'S CAREER FIELDING RECORD

POSITION	PCT	G	PO	A	E	TC	DP	PB
Pitcher	1.000	10	1	1	0	2	0	—

# MAY'S DAY-BY-DAY

Date	Opp.	Dec.	IP	H	R	ER	HR	BB	SO	IR/IRS
Aug 9	@OAK	L(0-1)	2.0	3	4	4	0	7	0	
Aug 12	@HOU	ND	2.1	3	3	2	0	2	2	
Aug 18	KCR	L(0-2)	4.2	7	3	3	0	4	1	
Aug 23(2)	DET	L(0-3)	5.1	11	5	5	0	0	4	
Aug 29	@BAL	L(0-4)	4.2	6	8	8	2	1	8	
<b>AUGUST TOTALS</b>		<b>0-4</b>	<b>19.0</b>	<b>30</b>	<b>23</b>	<b>22</b>	<b>2</b>	<b>14</b>	<b>15</b>	<b>10.42 ERA</b>
Sep 3	CHW	W(1-4)	5.0	6	3	3	1	1	6	
Sep 9	@CLE	W(2-4)	5.0	5	2	2	0	4	3	
Sep 14	@CHW	W(3-4)	6.0	5	3	3	1	0	10	
Sep 20	CLE	L(3-5)	4.2	8	7	7	1	2	3	
Sep 25	@DET	L(3-6)	6.0	5	3	3	2	1	7	
<b>SEPTEMBER TOTALS</b>		<b>3-2</b>	<b>26.2</b>	<b>29</b>	<b>18</b>	<b>18</b>	<b>5</b>	<b>8</b>	<b>29</b>	<b>6.08 ERA</b>
<b>POST-ASG TOTALS</b>		<b>3-6</b>	<b>45.2</b>	<b>59</b>	<b>41</b>	<b>40</b>	<b>7</b>	<b>22</b>	<b>44</b>	<b>7.88 ERA</b>
<b>2014 TOTALS</b>		<b>3-6</b>	<b>45.2</b>	<b>59</b>	<b>41</b>	<b>40</b>	<b>7</b>	<b>22</b>	<b>44</b>	<b>7.88 ERA</b>

# TWINS ROOKIES USED

YEAR	ROOKIES	POS.	PITCHERS
2014	12	4	8
2013	12	6	6
2012	15	7	8
2011	15	8	7
2010	11	6	5
2009	10	2	8
2008	14	7	7
2007	15	8	7
2006	11	4	7
2005	11	5	6
2004	13	8	5
2003	12	8	4
2002	12	7	5
2001	14	7	7
2000	16	9	7
1999	15	8	7

# 2014 TWINS ROOKIES - GAMES

1. Danny Santana.....	103
2. Josmil Pinto.....	57
3. Kennys Vargas.....	53
4. Michael Tonkin.....	25
5. Yohan Pino.....	11
6. Trevor May.....	10
7. A.J. Achter.....	7
Logan Darnell.....	7
Lester Oliveros.....	7
Aaron Thompson.....	7
11. Jorge Polanco.....	5
12. Kris Johnson.....	3



# TOMMY MILONE

**HEIGHT/WEIGHT:** 6-0/205  
**BORN:** 2/16/87 in Saugus, California  
**RESIDES:** Santa Clara, California  
**ACQUIRED:** Trade with Oakland, 7/31/14  
**M.L. SERVICE:** 2 years, 165 days  
**CONTRACT STATUS:** Signed thru 2014

**BATS/THROWS:** L/L  
**AGE:** 27



**PERSONAL:** Tom Anthony Milone...wife, Tina...attended University of Southern California...in three seasons at USC, went 16-17 with a 4.78 ERA...with his major league debut, he became the 100th former Trojan to play in the big leagues, which is the most among all universities/colleges...is a Saugus (CA) High School graduate...earned All-State, All-CIF and All-Foothill League honors in 2004 and '05.

## 2014:

- Began season on Oakland Opening Day roster.
- Was skipped first time through A's rotation and made first start April 11 at Seattle.
- Pitched 8.0 shutout innings May 9 vs. Washington, allowing two hits and tying season-high with seven strikeouts; earning the win, snapping his three-game losing streak...the win also began a six-game losing streak.
- Went 3-1, 2.97 ERA (36.1 IP, 12 ER) with 11 walks and 28 strikeouts in six May starts.
- Went 6-0, 2.62 ERA (68.2 IP, 20 ER) with a .232 (60-for-259) batting average in his final 11 starts with Oakland.
- Optioned to Triple-A Sacramento July 5 when the A's traded for starting pitchers Jeff Samardzija and Jason Hammel, from Chicago-NL...at time of demotion, his six-game winning streak was a career-high and an A's season-high...it also matched the longest streak in the American League for the season and the longest active streak in the majors.
- Made four starts for the River Cats, going 1-1, 6.43 ERA (21.0 IP, 15 ER).
- Acquired by Minnesota July 31 from Oakland, in exchange for outfielder Sam Fuld...optioned directly to Triple-A Rochester.
- Made four starts for the Red Wings and was recalled when the Twins traded Kevin Correia to Los Angeles-NL.
- Made Twins debut August 11 at Houston, allowing two runs on eight hits in 6.0 innings pitched with three walks and five strikeouts (ND).
- Missed time in September with a tired left shoulder, followed by inflammation in neck.
- Made only relief appearance of season and fourth of career September 27 at Detroit, tossing 1.0 scoreless inning.

**2013:** Spent the first four months of the season in the starting rotation but split the final two months of the year between the bullpen, rotation and minor leagues...surrendered 21 of his 25 home runs to righties, which tied for fourth most in the American League...was 12-9 with a 4.17 ERA and .261 opponents batting average in his 26 starts, 0-0 with a 3.00 ERA and .100 opponents average in his two relief appearances...allowed a .216 batting average with runners in scoring position, which ranked eighth in the AL...was 5-4 with a 3.44 ERA in 12 games at home compared to 7-5 with a 4.69 ERA in 16 games on the road...compiled a 3-1 record and a 1.98 ERA in eight games against AL Central teams...opponents reached base on an error 11 times with him pitching, which was the most in the AL and tied for second most in the majors...that led to 11 unearned runs, which tied for second most in the AL...received just 10 runs of support in his nine losses (1.78 RSA)...the A's were 16-10 (.615) in his 26 starting assignments and are 36-21 (.632) in his career.

**2012:** Was one of four players acquired from Washington in the Gio Gonzalez trade during the offseason and went 13-10 with a 3.74 ERA in a team-leading 31 starts...also led the A's in innings pitched (190.0), had the only complete game and tied for the team-lead in wins...had the most wins by an Athletics rookie since Barry Byrd won 15 games for the 1952 Philadelphia A's en route to Rookie of the Year honors...struck out 137, which was the fourth best rookie total in Oakland history and the sixth best in Athletics history...tied for the lead among Major League rookies in complete games...tied for second among American League rookies in wins and games started, ranked third in innings pitched and was fifth in strikeouts...his ERA ranked third among AL rookies with 130 or more innings...walked just 36 batters in 190.0 innings, an average of 1.71-per-9.0-innings, that was the second lowest mark in the AL and sixth lowest in the majors...had a strikeout to walk ratio of 3.81, which ranked seventh in the AL...tied for third in the AL with six pickoffs...opponents were 8-for-18 (44.4%) in stolen base attempts, which was the second lowest mark in the AL...allowed a team-leading 207 hits, which were ninth most in the AL...went 7-4 with a 2.74 ERA and .240 opponents batting average in 15 starts at home compared to 6-6 with a 4.83 ERA and .316 opponents batting average in 16 starts on the road...had the eighth lowest home ERA in the AL and the ninth highest road ERA...received just 12 runs of support in his 10 losses (58.1 IP, 1.85 RSA)...was 6-1 with a 1.96 ERA in nine starts against AL Central teams, 7-9 with a 4.56 ERA in 22 starts against everyone else...issued 12 of his 36 walks in the first inning of a game...the A's were 20-11 (.645) in his starting assignments...won back-to-back starts May 6 at Tampa Bay and May 11 at Detroit, one of five times he had a two-game winning streak, never won more than two in a row...struck out a career-high 10 batters July 20 against New York-AL matching the most ever by an Oakland pitcher against the Yankees...matched his career-high with 10 strikeouts in 6.0 innings Sept. 9 at Seattle...won his 13th game of the season Sept. 14 against Baltimore to set an Oakland rookie record for wins...made one start against the Tigers in the ALDS, had a no decision in the A's 5-4 loss in Game 2 at Detroit, allowed just one run on five hits in 6.0 innings.

## GAME HIGHS

### 2014

**IP:** 8.0, 5/9 vs. WAS  
**Walks:** 4, 3x, last 9/2 vs. CWS  
**SO:** 7, 2x, last 5/9 vs. WAS  
**CG:** - -  
**Win-Streak:** 6, 5/9-6/29  
**Low-Hit:** - -

### CAREER

**IP:** 9.0, 6/20/12 vs. LAD  
**Walks:** 4, 9x, last 9/2/14 vs. CWS  
**SO:** 10, 3x, last 5/1/13 vs. LAA  
**CG:** 2x, last 8/27/13 at DET  
**Win-Streak:** 6, 5/9-6/29/14  
**Low-Hit:** 3, 2x, last 8/27/13 at DET



**2011:** Spent the entire season at Triple-A Syracuse before being called up by Washington in September to make his Major League debut...went 1-0 with a 3.81 ERA in five starts for the Nationals...the Nationals won all five of his starting assignments...was selected from Syracuse Sept. 3 and made his Major League debut with a start that day against New York-NL, allowed four runs on six hits in 4.1 innings (0 BB, 2 SO) and had a no decision in the Nationals 8-7 win, fanned Angel Pagan with one out in the second inning for his first strikeout...hit a three-run home run off Dillon Gee on the first pitch of his first big league at bat in the second inning...earned his first major league win in his third start Sept. 15 at New York-NL, a 10-1 victory (5.2 IP, 3 H, 1 R, 1 ER, 3 BB, 4 SO)...was rated as the A's 10th-best prospect by *Baseball America* following the trade...was 12-6 with a 3.22 ERA in 24 starts in his Triple-A debut with Syracuse...named to the Baseball America Triple-A All-Star team...ranked second in the International League in strikeouts (155), tied for third in wins and was sixth in ERA...averaged 0.97 walks per nine innings, which was the lowest among IL starters...also ranked second in strikeouts per nine innings (9.40) and fourth in opponents batting average (.241)...walked just 16 for a strikeout-to-walk ratio of 9.69...led the Chiefs in wins, innings pitched (148.1) and strikeouts...went 8-1 with a 2.60 ERA over his final 12 starts...walked one batter or fewer in 20 of his 24 starts...struck out a season-high 11 May 5 at Durham...earned IL Pitcher of the Week honors for the week of June 27-July 3 (1-0, 0.63 ERA, 14.1 IP, 8 H, 1 R, 1 ER, 0 BB, 12 SO)...was named to the IL Midseason All-Star team...pitched a scoreless sixth inning against the Pacific Coast League All-Stars in the Triple-A All-Star Game July 13 at Salt Lake (1 H, 1 SO)...allowed one run in 7.1 innings and went 3 for 3 at the plate in an 8-4 win over Lehigh Valley July 17...was on the disabled list from July 29 to Aug. 7 with a strained left quadriceps...was rated as having the Best Control and Best Changeup among Nationals prospects in *Baseball America's* Best Tools survey following the season.

**2010:** Went 12-5 with a 2.85 ERA in 27 starts with Double-A Harrisburg to earn Nationals' Minor League Pitcher of the Year honors...led the Eastern League in strikeouts (155), ranked second in ERA, tied for second in wins and fifth in innings pitched (158.0)...led EL starters with an average of 8.83 strikeouts-per-nine innings and 1.31 walks-per-nine innings...led the Senators in wins, starts, innings and strikeouts...walked one batter or fewer in 22 of his 27 starts...was named to the Eastern League Midseason All-Star Team...tossed his first career complete game in a 3-2 win at Altoona May 11, a rain-shortened five-inning contest (3 H, 2 R, 2 ER, 1 SO)...finished the season by going 6-0 with a 2.06 ERA over his final eight starts...walked just three batters in 52.1 innings over that span...struck out 13 batters against Erie Aug. 18...made one postseason start and picked up the win in a 10-5 decision over Altoona Sept. 8 in Game 1 of the EL Division Series (5.2 IP, 4 H, 3 R, 2 ER, 2 BB, 7 SO, 1 HR)...was rated as having the Best Control among Washington farmhands according to *Baseball America* following the season.

**2009:** Spent the entire season with Single-A Potomac, posting a 12-5 record and a 2.91 ERA in 27 games (25 starts)...led the Carolina League in wins, ranked second in innings pitched (151.1) and third in ERA...tied for the lead among Nationals farmhands in wins...tossed a season-high 8.0 shutout innings in a 4-0 win at Myrtle Beach May 15 (4 H, 0 BB, 7 SO)...earned Carolina League Pitcher of the Week honors for his effort May 11-18...had a season-best six-game winning streak over a seven-start stretch from July 17-August 19 (1.45 ERA)...compiled a 5-1 record and a 1.49 ERA in six starts in the month of August.

**2008:** Combined for a 1-6 record and a 3.51 ERA in 13 games, 10 starts, in his professional debut with Single-A Hagerstown and Rookie-level Vermont...walked just nine batters in 59.0 innings, an average of 1.37 per-nine-innings...struck out 49 for a strikeout to walk ratio of 5.44...began his season with Vermont, posting a 1-3 record and a 4.57 ERA in six games (3 starts)...made his professional debut in relief June 23 against Tri-City, tossing 2.0 scoreless and hitless innings (1 BB, 4 SO)...his first win came June 27 against Lowell when he tossed 3.0 scoreless innings of relief...was promoted to Hagerstown July 27 and went 0-3 with a 2.89 ERA in seven starts.

**PROFESSIONAL:** Originally drafted by Washington in the 10th round of the 2008 First-Year Player Draft.

MILONE'S PITCHING RECORD																			
YEAR	CLUB	W-L	ERA	G	GS	CG	SH	SV	IP	H	R	ER	HR	HB	BB	SO	WP	BK	BAA
2008	Vermont	1-3	4.57	6	3	0	0	0	21.2	27	12	11	4	0	3	22	0	0	.307
	Hagerstown	0-3	2.89	7	7	0	0	0	37.1	36	16	12	0	0	6	27	0	0	.257
2009	Potomac	12-5	2.91	27	25	0	0	0	151.1	144	57	49	9	5	36	106	8	1	.257
2010	Harrisburg	12-5	2.85	27	27	2	0	0	158.0	161	57	50	10	4	23	155	7	2	.261
2011	Syracuse	12-6	3.22	24	24	0	0	0	148.1	137	55	53	9	1	16	155	3	2	.241
	WASHINGTON	1-0	3.81	5	5	0	0	0	26.0	28	11	11	2	2	4	15	0	0	.283
2012	OAKLAND	13-10	3.74	31	31	1	0	0	190.0	207	90	79	24	4	36	137	2	0	.278
2013	Sacramento	0-0	1.74	2	2	0	0	0	10.1	16	5	2	0	0	1	15	0	0	.348
	OAKLAND	12-9	4.14	28	26	1	0	0	156.1	160	83	72	25	2	39	126	1	0	.258
2014	Sacramento	1-1	6.43	4	4	0	0	0	21.0	28	16	15	5	0	9	17	1	0	.318
	OAKLAND	6-3	3.55	16	16	0	0	0	96.1	91	42	38	12	4	26	61	0	0	.245
	Rochester	0-1	1.29	1	1	0	0	0	7.0	6	1	1	0	0	2	3	1	0	.240
	MINNESOTA	0-1	7.06	6	5	0	0	0	21.2	37	21	17	4	1	11	14	0	0	.363
Minor League Totals		38-24	3.13	98	93	2	0	0	555.0	555	219	193	37	10	96	500	20	5	.260
National League Totals		1-0	3.81	5	5	0	0	0	26.0	28	11	11	2	2	4	15	0	0	.283
American League Totals		31-23	3.99	81	78	2	0	0	464.1	495	236	206	65	11	112	338	3	0	.269
Major League Totals		32-23	3.98	86	83	2	0	0	490.1	523	247	217	67	13	116	353	3	0	.270

MILONE'S DIVISION SERIES RECORD																		
YEAR	OPPONENT	W-L	ERA	G	GS	CG	SH	SV	IP	H	R	ER	HR	HB	BB	SO	WP	BK BAA
2012	Detroit	0-0	1.50	1	1	0	0	0	6.0	5	1	1	0	1	1	6	1	.217

MILONE'S CAREER FIELDING RECORD																		
POSITION	PCT	G	PO	A	E	TC	DP	PB										
Pitcher	.958	86	17	51	3	71	4	—										

MILONE'S BATTING RECORD																		
BATTING	AVG	AB	R	H	2B	3B	HR	RBI	SH	SF	HB	BB	SO	SB	CS	OBP		
Career	.174	23	4	4	0	0	1	6	4	0	0	0	4	0	0	.174		

MILONE'S DAY-BY-DAY																		
Date	Opp.	Dec.	IP	H	R	ER	HR	BB	SO	IR/IRS								
Apr 11	@SEA	L(0-1)	5.0	9	5	3	1	0	7									
Apr 16	@LAA	ND	6.0	6	3	2	0	2	1									
Apr 22	TEX	ND	6.0	5	3	3	0	4	1									
Apr 27	@HOU	L(0-2)	6.2	5	4	4	0	2	2									
<b>APRIL TOTALS</b>		<b>0-2</b>	<b>23.2</b>	<b>25</b>	<b>15</b>	<b>12</b>	<b>1</b>	<b>8</b>	<b>11</b>	<b>4.56 ERA</b>								
May 3	@BOS	L(0-3)	4.0	6	6	3	4	3	5									
May 9	WSN	W(1-3)	8.0	2	0	0	0	3	7									
May 14	CHW	ND	6.0	5	1	1	1	0	4									
May 21	@TBR	W(2-3)	5.2	5	2	2	0	1	3									
May 26	DET	W(3-3)	6.2	4	0	0	0	2	6									
May 31	LAA	ND	6.0	9	3	3	1	1	3									
<b>MAY TOTALS</b>		<b>3-1</b>	<b>36.1</b>	<b>31</b>	<b>12</b>	<b>12</b>	<b>5</b>	<b>11</b>	<b>28</b>	<b>2.97 ERA</b>								
June 6	@BAL	ND	6.0	8	3	3	2	0	3									
June 11	@LAA	W(4-3)	6.2	6	1	1	0	2	4									
June 17	TEX	W(5-3)	5.2	5	3	3	1	1	3									
June 22	BOS	ND	5.0	8	5	5	2	1	3									
June 29	@MIA	W(6-3)	7.0	4	3	2	1	2	3									
<b>JUNE TOTALS</b>		<b>3-0</b>	<b>30.1</b>	<b>31</b>	<b>15</b>	<b>14</b>	<b>6</b>	<b>6</b>	<b>16</b>	<b>4.15 ERA</b>								
July 4	TOR	ND	6.0	4	0	0	0	1	6									
<b>PRE-ASG TOTALS</b>		<b>6-3</b>	<b>96.1</b>	<b>91</b>	<b>42</b>	<b>38</b>	<b>12</b>	<b>26</b>	<b>61</b>	<b>3.55 ERA</b>								
<b>OAKLAND TOTALS</b>		<b>6-3</b>	<b>96.1</b>	<b>91</b>	<b>42</b>	<b>38</b>	<b>12</b>	<b>26</b>	<b>61</b>	<b>3.55 ERA</b>								
<b>JULY TOTALS</b>		<b>0-0</b>	<b>6.0</b>	<b>4</b>	<b>0</b>	<b>0</b>	<b>0</b>	<b>1</b>	<b>6</b>	<b>0.00 ERA</b>								
Aug 11	@HOU	ND	6.0	8	2	2	2	3	5									
Aug 17	KCR	L(6-4)	1.1	4	7	6	0	2	1									
Aug 22	DET	ND	4.1	10	5	3	1	0	3									
Aug 28	@KCR	ND	5.1	9	4	3	0	2	0									
<b>AUGUST TOTALS</b>		<b>0-1</b>	<b>17.0</b>	<b>31</b>	<b>18</b>	<b>14</b>	<b>3</b>	<b>7</b>	<b>9</b>	<b>7.41 ERA</b>								
Sep 2	CHW	ND	3.2	5	3	3	1	4	3									
Sep 27	@DET	ND	1.0	1	0	0	0	0	2	0/0								
<b>SEPTEMBER TOTALS</b>		<b>0-0-0</b>	<b>4.2</b>	<b>6</b>	<b>3</b>	<b>3</b>	<b>1</b>	<b>4</b>	<b>5</b>	<b>5.79 ERA</b>								
<b>POST-ASG TOTALS</b>		<b>0-1-0</b>	<b>21.2</b>	<b>37</b>	<b>21</b>	<b>17</b>	<b>4</b>	<b>11</b>	<b>14</b>	<b>7.06 ERA</b>								
<b>MINNESOTA TOTALS</b>		<b>0-1-0</b>	<b>21.2</b>	<b>37</b>	<b>21</b>	<b>17</b>	<b>4</b>	<b>11</b>	<b>14</b>	<b>7.06 ERA</b>								
<b>2014 TOTALS</b>		<b>6-4-0</b>	<b>118.0</b>	<b>128</b>	<b>63</b>	<b>55</b>	<b>16</b>	<b>37</b>	<b>75</b>	<b>4.19 ERA</b>								



# RICKY NOLASCO

**HEIGHT/WEIGHT:** 6-2/225

**BORN:** 12/13/82 in Corona, CA

**RESIDES:** Miami, FL

**ACQUIRED:** Signed as free agent, 12/3/13

**M.L. SERVICE:** 8 years, 142 days

**CONTRACT STATUS:** Signed thru 2017

**BATS/THROWS:** R/R

**AGE:** 31



**PERSONAL:** Carlos (Ricky) Enrique Nolasco...2001 graduate of Rialto (CA) High School, where he was a two-time All-State selection and a two-time League MVP...selected to play in North-South Game and the Daily Bulletin All-Star Game, after going 7-3 with 1.28 ERA and 110 strikeouts during senior year...was four year varsity letterman...brother, David was a pitcher in the Milwaukee Brewers system in 2005.

## 2014:

- Made third career Opening Day start and Twins debut March 31 at Chicago-AL, allowing five runs on 10 hits in 6.0 innings pitched, two walks and four strikeouts and was dealt the loss.
- Earned first win as Twin April 12 vs. Kansas City, allowing one run on five hits in 8.0 innings pitched.
- Tossed 10th career complete game May 2 vs. Baltimore, allowing three runs on nine hits but was dealt the loss, the second complete game loss of his career.
- Placed on 15-day disabled list July 8 with a right elbow strain...made two rehab starts for Single-A Cedar Rapids August 5 and 10, was returned from rehab and reinstated August 15.
- Pitched season-high 117 pitches September 11 at Cleveland, tied for seventh most of career, allowing one run on six hits in 7.0 innings pitched but was issued the loss.
- Pitched 8.0 shutout innings September 16 vs. Detroit, but did not factor into the decision, allowing five hits, one walk and five strikeouts.
- Ranked second on Twins staff in strikeouts (115) and third in starts (27) and innings pitched (159.0).

**2013:** Was Marlins Opening Day starter April 1 at Washington, allowing two runs on three hits in 6.0 innings pitched and was dealt the loss...set season-high with 11 strikeouts twice — May 19 vs. Arizona and August 28 vs. Chicago-NL...struck out 1,000th batter of career in final start with Marlins July 3 at Atlanta, fanning Brian McCann in the sixth inning...acquired by Dodgers via trade July 6, along with an international signing bonus slot valued at \$197,000, in exchange for pitchers Steven Ames, Josh Wall and Angel Sanchez...at time of trade he was Marlins franchise leader in wins (81), starts (197), innings pitched (1225.2) and strikeouts (1001)...earned 10th win August 23 vs. Boston, pitching 8.0 shutout innings with two hits allowed...became one of eight major league pitchers to reach double digit victories in each of the last six seasons, joining Jered Weaver, Justin Verlander, CC Sabathia, James Shields, Mark Buehrle, Tim Lincecum and Zack Greinke...won career-high seven consecutive decisions August 1-September 9, going 7-0, 1.59 ERA (51.0 IP, 9 ER) in eight starts; streak included a record of 5-0, 1.64 ERA (38.1 IP, 7 ER) in six August starts...made first career postseason start in Game 4, October 15 vs. St. Louis...allowed three runs on three hits in 4.0 innings pitched with one walk and four strikeouts; two of the three runs came on a Matt Holliday two-run homer...combined to go 13-11, 3.70 ERA (199.1 IP, 82 ER) with 46 walks and 165 strikeouts in 33 starts for Miami and Los Angeles-NL combined...went 8-3, 3.52 ERA (87.0 IP, 34 ER) in 16 games (15 starts) for the Dodgers...tied for second in the NL in starts (33), one of eight NL pitchers to reach 33 starts.

**2012:** Began season as Marlins number three starter...earned win on July 6 at St. Louis for 96th career quality start, breaking a tie with Dontrelle Willis for most quality starts in club history; also surpassed Willis (1022.2) that night for most innings pitched in club history...set career-high with 20.1 innings without a walk, from second inning August 21 at Arizona until first inning September 9 at Washington...named NL Co-Player of Week, September 3-9 — second weekly honor of career, going 2-0, 0.56 ERA (16.0 IP, 1 ER), with 10 strikeouts and one walk in two starts, including a shutout September 9 at Washington...shutout Washington at home August 28 and in D.C. on September 9, winning by scores of 9-0 and 8-0, respectively; according to Elias, was first pitcher to throw a pair of shutouts in one season against the same team, each won by margin of eight-or-more runs, since the White Sox Britt Burns shutout the Indians by scores of 8-0 and 10-0 in 1985...set new single-season high with three complete games; previously had two each in 2009 and '11...had ninth-fewest walks among NL pitchers (min. 30 starts), despite setting single season high with 47...finished season as franchise leader in wins (76), innings pitched (1113.1), starts (179), quality starts (100) and strikeouts (911).

**2011:** Began season as Marlins number two starter...went 4-0 in first 10 starts April 2-May 24, posting a 3.04 ERA (68.0 IP, 23 ER) in those 10...after June 1, went 6-11, 5.14 ERA (133.0 IP, 76 ER)...pitched two complete games, tying single season-high (2009), though it was surpassed in 2012 (three), coming in a span of three starts — June 29 at Oakland to July 9 vs. Houston...allowed 12 of Atlanta's 13 hits, but surrendered just one run over 6.2 innings July 31 at Atlanta...struck out 758th batter of career August 23, 2011 vs. Cincinnati, becoming Marlins all-time strikeout leader, surpassing Dontrelle Willis (757).

**2010:** Began season as Marlins number two starter...won seven consecutive road starts June 23-August 17, according to Elias, he became the first National League pitcher since Carlos Zambrano in 2006 to win as many consecutive road starts in same season...went 10-3, 3.86 ERA (93.1 IP, 40 ER) in 15 road starts; 10 road wins tied Alex Fernandez for third-most in club history, behind Carl Pavano (12 in 2004) and Dontrelle Willis (11 in 2005)...won nine games Pre-All-Star break, pairing with Josh Johnson to become only two pitchers in club history to record at least nine wins prior to break in same season; their nine first-half wins tied for fifth-most in franchise history...tore meniscus in right knee September 4, ending his season...went 14-2, 2.75 ERA (124.1 IP, 38 ER) in 18 starts of 6.0-plus innings pitched...went 10-0 in 10 starts when going 7.0-plus innings.

**2009:** Was Marlins Opening Day starter April 6 vs. Washington, first Opening Day start of career...struck out 16 September 30 at Atlanta, setting a club record; struck out side in innings 3-5, giving him nine straight strikeouts, which was one shy of major league record...became fourth pitcher

## GAME HIGHS

### 2014

IP: 9.0, 5/2 vs. BAL  
 Walks: 4, 2x, last 5/30 at NYY  
 SO: 9, 5/7 at CLE  
 CG: 1, 5/2 vs. BAL  
 Win Streak: 2, 5/30-6/4  
 Low-Hit: 3, 5/2 vs. BAL

### CAREER

IP: 9.0, 8x, last 5/2/14 vs. BAL  
 Walks: 5, 7/28/06 at PHI  
 SO: 16, 9/30/09 at ATL  
 CG: 10, last 5/2/14 vs. BAL  
 Win Streak: 7, 8/1-9/13  
 Low-Hit: 2, 8/19/08 at SF



ever and third in modern era to strike out nine straight, joining Tom Seaver (10, 1970), Jake Peavy (9, 2007) and Mickey Welch (9, 1884)...the 16 strikeouts were most by any pitcher in baseball since Johan Santana struck out 17 for Minnesota August 19, 2007 vs. Texas...Marlins previous record for strikeouts in a regular season game was 14...ranked seventh among NL starters in strikeouts and sixth in strikeouts-per-9.0 IP (9.49), which marked a Marlins single season record...ranked 10th in NL in walks-per-9.0 IP (2.14).

**2008:** Spent entire season with Florida...earned Co-NL Player of the Week June 9-15...struck out 51 batters and walked just three from July 28-August 24; according to Elias, was seventh pitcher during expansion era (since 1961) to have a six-start span during which they struck out at least 50 batters while issuing no more than three walks, joining Jim Kaat (1967), Ferguson Jenkins (1970 & '71), Pedro Martinez (2000), Roy Oswalt (2001), Curt Schilling (2001 & '02) and Ben Sheets (2004)...pitched first career complete shutout August 19 at San Francisco, snapping a stretch of 301 Marlins games without a complete game; previous complete game was by Anibal Sanchez September 16, 2006 at Atlanta...recorded 51 strikeouts in August, setting new franchise record for most strikeouts in any month, passing Kevin Brown's previous record of 47 in May of 1997...finished with 15 wins, becoming eighth starter in Marlins history to record 15-or-more wins in a season, also became 11th starter in franchise history to record 200-plus innings in a single season.

**2007:** Made Marlins Opening Day roster for second time in career...appeared in just five games due to two stints on disabled list, experiencing right elbow inflammation April 9-May 1 and again May 19-August 20.

**2006:** Made Marlins Opening Day roster for first time in career...made major league debut April 5 at Houston with 3.0 scoreless innings of relief with one hit allowed, two walks and two strikeouts...earned first major league win April 26 at Chicago-NL, pitching 2.0 scoreless innings of relief, with one hit allowed and four strikeouts...recorded first major league hit, homering off Sean Marshall, May 22 vs. Chicago-NL; became second Marlins pitcher ever to homer for first hit, joining Tony Saunders, who homered off Tom Glavine for first hit May 8, 1997; became first pitcher in baseball to homer for first hit since Zack Greinke (Kansas City) June 10, 2005, and first NL pitcher to do so since John Van Benschoten (with Pittsburgh) August 23, 2004...finished tied for fourth among NL rookies in wins (11), fifth in innings (140.0), and seventh in starts (22) and strikeouts (99)...joined Scott Olsen (12), Josh Johnson (12) and Anibal Sanchez (10) to become first quartet of rookies in major league history to win at least 10 games; additionally, he, Olsen, Johnson, Sanchez and Dontrelle Willis (12) became first group of five Marlins pitchers to all record 10-or-more wins in a season.

**2005:** Spent first season in Florida organization after being acquired via trade with Chicago-NL December 7, along with pitchers Sergio Mitre and Rencyl Pinto in exchange for outfielder Juan Pierre...won Southern League Pitcher of the Year Award and was a SL All-Star...won two SL Pitcher of the Week awards, the first July 4-10, going 1-0, 1.20 ERA in 15.0 IP, including a complete game; second award came August 29-September 5, going 2-0 in two starts (13.0 IP) and did not allow an earned run...led SL in strikeouts (173), tied for first in wins (14), and was third in ERA (2.89) and innings pitched (161.2)...named second team minor league All-Star and Double-A All-Star by *Baseball America*...named Cubs minor league All-Star.

**2004:** Split season between Triple-A Iowa (Chicago-NL) and Double-A West Tennessee, combining to go 8-7, 5.24 ERA (147.2 IP, 86 ER) in 28 starts with 143 strikeouts.

**2003:** Spent entire season at Single-A Dayton (Chicago-NL)...named Florida State League Pitcher of the Month in July, going 4-0 with a 0.68 ERA.

**2002:** Spent second professional season at Single-A Boise (Chicago-NL)...recorded 92 strikeouts in 90.2 innings pitched...named 16th best prospect in Northwest League by *Baseball America*.

**2001:** Began professional career with AZL Cubs and went 1-0, 1.50 ERA (18.0 IP, 3 ER) in five games (4 starts).

**PROFESSIONAL:** Chicago Cubs fourth round pick in the 2001 First-Year Player Draft; signed by scouts Steve Fuller and Spider Jorgensen.

NOLASCO'S PITCHING RECORD																			
YEAR	CLUB	W-L	ERA	G	GS	CG	SH	SV	IP	H	R	ER	HR	HB	BB	SO	WP	BK	BAA
2001	AZL Cubs	1-0	1.50	5	4	0	0	0	18.0	11	3	3	0	1	5	23	1	0	.175
2002	Boise	7-2	2.48	15	15	0	0	0	90.2	72	32	25	1	9	25	92	5	0	.214
2003	Daytona	11-5	2.96	26	26	1	0	0	149.0	129	58	49	7	8	48	136	12	1	.232
2004	Iowa	2-3	9.30	9	9	0	0	0	40.2	68	42	42	7	5	16	28	2	0	.393
	West Tennessee	6-4	3.70	19	19	0	0	0	107.0	104	50	44	13	6	37	115	5	1	.260
2005	West Tennessee	14-3	2.89	27	27	1	0	0	161.2	151	57	52	13	11	46	173	4	2	.245
2006	FLORIDA	11-11	4.82	35	22	0	0	0	140.0	157	86	75	20	10	41	99	7	0	.286
2007	FLORIDA	1-2	5.48	5	4	0	0	0	21.1	26	16	13	3	1	9	11	1	0	.321
	GCL Marlins	0-0	2.70	2	2	0	0	0	3.1	4	2	1	0	0	0	8	0	0	.286
	Jupiter	1-1	0.75	5	3	0	0	0	12.0	10	3	1	0	0	1	9	1	0	.217
	Carolina	0-1	6.00	1	1	0	0	0	3.0	2	3	2	0	0	1	2	0	0	.182
	Albuquerque	0-2	14.09	4	4	0	0	0	15.1	29	26	24	6	2	4	15	2	0	.392
2008	FLORIDA	15-8	3.52	34	32	1	1	0	212.1	192	88	83	28	6	42	186	1	3	.239
2009	New Orleans	1-1	2.40	2	2	1	0	0	15.0	12	4	4	0	0	0	3	12	1	.222
	FLORIDA	13-9	5.06	31	31	2	0	0	185.0	188	111	104	23	2	44	195	2	0	.259
2010	FLORIDA	14-9	4.51	26	26	1	0	0	157.2	169	82	79	24	2	33	147	5	0	.273
2011	FLORIDA	10-12	4.67	33	33	2	1	0	206.0	244	117	107	20	3	44	148	6	0	.295
2012	MIAMI	12-13	4.48	31	31	3	2	0	191.0	214	100	95	18	8	47	125	8	1	.285
2013	MIAMI	5-8	3.85	18	18	0	0	0	112.1	112	50	48	11	4	25	90	4	0	.261
	LOS ANGELES-NL	8-3	3.52	16	15	0	0	0	87.0	83	40	34	6	6	21	75	1	0	.247
2014	Cedar Rapids	0-0	2.89	2	2	0	0	0	9.1	10	3	3	1	0	1	8	0	0	.278
	MINNESOTA	6-12	5.38	27	27	1	0	0	159.0	203	96	95	22	5	38	115	5	0	.316
	Minor League Totals	43-22	3.60	117	114	3	0	0	625.0	602	283	250	48	42	187	621	33	4	.253
	National League Totals	89-75	4.37	229	212	9	4	0	1312.2	1385	690	638	153	42	306	1076	35	4	.270
	American League Totals	6-12	5.38	27	27	1	0	0	159.0	203	96	95	22	5	38	115	5	0	.316
	Major League Totals	95-87	4.48	256	239	10	4	0	1471.2	1588	786	733	175	47	344	1191	40	4	.275

# NOLASCO'S CAREER FIELDING RECORD

POSITION	PCT	G	PO	A	E	TC	DP	PB
Pitcher	.958	256	98	150	11	259	10	—

# NOLASCO'S LEAGUE CHAMPIONSHIP SERIES RECORD

YEAR	OPPONENT	W-L	ERA	G	GS	CG	SH	SV	IP	H	R	ER	HR	HB	BB	SO	WP	BK	BAA
2013	St. Louis	0-1	6.75	1	1	0	0	0	4.0	3	3	3	1	0	1	4	0	0	.214

# NOLASCO'S BATTING RECORD

BATTING	AVG	AB	R	H	2B	3B	HR	RBI	SH	SF	HB	BB	SO	SB	CS	OBP
Career	.137	371	19	51	12	0	1	26	62	0	1	21	173	0	0	.186

# NOLASCO'S DAY-BY-DAY

Date	Opp.	Dec.	IP	H	R	ER	HR	BB	SO	IR/IRS
Mar 31	@CHW	L(0-1)	6.0	10	5	5	2	2	4	
Apr 6	@CLE	ND	4.0	7	5	5	1	4	1	
Apr 12	KCR	W(1-1)	8.0	5	1	1	0	1	4	
Apr 18	@KCR	L(1-2)	5.2	11	5	5	1	0	3	
Apr 24	@TBR	W(2-2)	6.0	10	6	6	1	2	1	
MARCH/APRIL TOTALS			2-2	29.2	43	22	22	5	9	13
										6.67 ERA
May 2	BAL	L(2-3)	9.0	9	3	3	1	1	6	
May 7	@CLE	ND	6.0	6	3	3	1	1	9	
May 13	BOS	ND	6.0	6	3	3	2	1	6	
May 18	SEA	L(2-4)	5.0	6	3	3	0	3	3	
May 25	@SFG	L(2-5)	4.2	9	7	7	1	1	3	
May 30	@NYY	W(3-5)	6.0	7	1	1	0	4	3	
MAY TOTALS			1-3	36.2	43	20	20	5	11	30
										4.91 ERA
June 4	MIL	W(4-5)	7.0	6	4	4	1	0	7	
June 9	@TOR	ND	5.2	7	4	4	2	2	6	
June 15	@DET	ND	5.1	9	3	3	0	2	5	
June 20	CHW	ND	5.1	6	2	2	2	2	2	
June 26	@LAA	L(4-6)	6.0	11	6	6	0	1	6	
JUNE TOTALS			1-1	29.1	39	19	19	5	7	26
										5.83 ERA
July 1	KCR	W(5-6)	6.0	8	1	1	0	0	3	
July 6	NYY	L(5-7)	2.0	7	6	6	1	1	0	
PRE-ASG TOTALS			5-7	103.2	140	68	68	16	28	72
										5.90 ERA
JULY TOTALS			1-1	8.0	15	7	7	1	1	3
										7.88 ERA
Aug 15	KCR	L(5-8)	6.0	7	5	5	0	1	3	
Aug 20	CLE	L(5-9)	6.2	8	4	4	1	1	6	
Aug 26	@KCR	ND	7.0	3	0	0	0	1	6	
Aug 31	@BAL	L(5-10)	5.0	12	8	8	2	2	2	
AUGUST TOTALS			0-3	24.2	30	17	17	3	5	17
										6.20 ERA
Sep 5	LAA	ND	5.0	8	3	2	0	1	5	
Sep 11(2)	@CLE	L(5-11)	7.0	6	1	1	1	0	5	
Sep 16	DET	ND	8.0	5	0	0	0	1	5	
Sep 22	ARI	L(5-12)	4.2	9	5	5	1	1	5	
Sep 27	@DET	W(6-12)	6.0	5	2	2	1	2	6	
SEPTEMBER TOTALS			1-2	30.2	33	11	10	3	5	26
										2.93 ERA
POST-ASG TOTALS			1-5	55.1	63	28	27	6	10	43
										4.39 ERA
2014 TOTALS			6-12	159.0	203	96	95	22	38	115
										5.38 ERA



# EDUARDO NUNEZ

**HEIGHT/WEIGHT:** 6-0/185

**BORN:** 6/15/87 in Santo Domingo, DR

**RESIDES:** Azua, Dominican Republic

**ACQUIRED:** Trade with New York-AL, 4/7/14

**M.L. SERVICE:** 3 years, 90 days

**CONTRACT STATUS:** Signed thru 2014

**BATS/THROWS:** R/R

**AGE:** 27



## 2014:

- Played 19 games for the Yankees in spring training, hitting .265 (13-for-49) with one double, one triple, one home run, four RBI and seven runs scored.
- Designated for assignment April 1.
- Acquired by Minnesota via trade April 7, in exchange for left-handed pitcher Miguel Sulbaran; optioned to Triple-A Rochester.
- Played in 11 games for Rochester, hitting .282 (11-for-39) with one double, one home run and six RBI.
- Made Twins debut as "26th man" for split double header April 17 vs. Toronto, going 1-for-3 with a walk, before being optioned back to Rochester.
- Recalled May 8 as the Twins optioned Pedro Florimon to Rochester.
- Placed on 15-day disabled list June 19, with right hamstring strain.
- Played four games on rehab assignment, going 4-for-10; returned from rehab and reinstated June 30.
- Tied career-high with four hits, second time in career September 3 vs. Chicago-AL, falling a homer short of the cycle.
- Was successful in eight of final nine stolen base attempts July 4-September 25.
- Played 20 games at shortstop (17 starts), 20 at third base (12 starts), 16 in left field (10 starts), two in right field (1 start) and two at second base.

**2013:** Made his third career Opening Day roster...placed on the 15-day disabled list May 12, with a left oblique strain...transferred to the 60-day DL June 14...returned from rehab and reinstated from the 60-day DL July 6, missing 56 games...did not strike out over a stretch of 30 straight plate appearances from July 23-August 4...reached base safely a career-high five times, hitting a solo home run in the fourth and going 3-for-4 with one double, two walks and one stolen base August 7 at Chicago-AL...tied career-high with four RBI August 13 vs. Los Angeles-AL...left game August 27 at Toronto in the ninth inning with a sore right knee...missed three games August 28-31...underwent an MRI on his right knee at New York-Presbyterian Hospital on August 29, the results of which were negative...hit game-winning, two-run double in the eighth inning September 3 vs. Chicago-AL...hit safely in a season-high seven straight games from September 18-26, batting .333 (9-for-27) with two home runs and three RBI over the stretch...became the first player other than Derek Jeter to lead the team in starts at shortstop since Tony Fernandez in 1995 (101 starts)...following the season, played in five games for Toros del Este of the Dominican Baseball League, batting .150 (3-for-20).

**2012:** Hit .272 (26-for-89) with 14 runs, four doubles, one home run and 11 RBI in 38 games (13 starts at shortstop, five at third base, three in left field, three at DH and one at second base) over two stints with the Yankees (April 6-May 11 and September 1-October 3)...was one of only eight major leaguers to appear in at least one game at each of those six positions in 2012...had his career-high eight-game hitting streak dating back to September 26, 2011 snapped April 18 vs. Minnesota...optioned to Triple-A Scranton/Wilkes-Barre May 11...recalled as a September call-up September 1...hit solo home run — his first of the year September 15 vs. Tampa Bay off James Shields...stole career-high three bases September 16 vs. Tampa Bay...in 38 games with Scranton/WB, batted .227 (37-for-163) with 18 runs, two home runs and 16 RBI...placed on the DL May 20-July 23 with right thumb inflammation...played in six rehab games with the GCL Yankees and Single-A Tampa...following the season, appeared in 12 games with Toros del Este in the Dominican Winter League, batting .275 (14-for-51).

**2011:** Appeared in the outfield for the first time in his professional career April 25 vs. Chicago-AL, entering the game as a pinch-runner in the eighth inning and remaining in the game in left field...committed two errors April 28 vs. Chicago-AL and again in his next start May 5 at Detroit, starting at short in both games; according to Elias, since 1920, the only other Yankees shortstops to make at least two errors in consecutive games played were Frank Crosetti (twice, 1936 and '45) and Mark Koenig (twice, 1927 and '28)...made 17 consecutive starts at shortstop June 14-July 2 while Derek Jeter was on the 15-day disabled list, batting .339 (20-for-59) with five runs, five doubles, two home runs, seven RBI and four walks during the stretch, with the Yankees going 14-3...went 2-for-4 with a home run, a walk and two stolen bases June 15 vs. Texas on his 24th birthday; according to the Elias Sports Bureau, since Yogi Berra homered on his 22nd birthday in 1947, the only other Yankee younger than Nunez to hit a birthday homer was Rusty Torres on his 23rd birthday in 1971...set a career-high with four hits July 1 at New York-NL...hit .261 (29-for-111) with 16 runs, 5 doubles, one triple, one home run and 12 RBI in 35 games July 9-August 20 while Alex Rodriguez was on the 15-day disabled list, making 23 starts at third base during the stretch...hit in the leadoff position in the batting order for the first time in his career September 7 vs. Baltimore...appeared in one ALDS game vs. Detroit as a pinch runner, stealing a base in the Game 3 loss at Comerica Park...committed a team-high 20 errors (14 at SS, six at third base), fourth-most in the AL.

**2010:** Recorded the third-highest average among all Yankees farmhands and led all Scranton/WB batters in hits, doubles and stolen bases...at the time of his recall, was leading the International League in hits...named to the International League postseason All-Star team as the league's top shortstop...selected to the IL midseason All-Star team, starting at short and going 0-for-2 in the IL's 2-1 victory...recalled from Triple-A Scranton/WB August 19 when Lance Berkman went on the 15-day DL...made major league debut in that night, entering the game defensively in

## GAME HIGHS

### 2014

**Hits:** 4, 9/3 vs. CWS  
**HR:** 1, 4x, last 9/4 vs. LAA  
**RBI:** 3, 9/4 vs. LAA  
**Grand Slams:** --  
**Hit-Strike:** 5, 8/28-9/7  
**SB:** 1, 9x, last 9/23 vs. ARI

### CAREER

**Hits:** 4, 2x, last 9/3/14 vs. CWS  
**HR:** 1, 14x, last 9/4/14 vs. LAA  
**RBI:** 4, 2x, last 8/13/13 vs. LAA  
**Grand Slams:** --  
**Hit-Strike:** 8, 9/26/11-4/17/12  
**SB:** 3, 9/16/12 vs. TB



the seventh at short going 0-for-1...made first Major League start (at third base) in August 21 win vs. Seattle, going 1-for-3 with a run and RBI; collected first hit with go-ahead RBI-single off Jason Vargas in the seventh inning...made 11 starts from August 21-September 4 (9 at third base and 2 at shortstop) while Alex Rodriguez was on the disabled list...hit two-run HR—the first of his major league career...following the season, was named by *Baseball America* as the Yankees eighth-best prospect...selected by the publication as the Best Defensive Infielder and as having the Best Infield Arm in the organization...batted .348 (8-for-23) with two RBI in seven games with the Toros del Este in the Dominican Winter League following the season...missed time after a ball he bunted ricocheted off his face.

**2009:** Set career-highs in hits, doubles and home runs in his first season at the Double-A level...ranked second in the Eastern League in hits and third in batting average...committed 33 errors, most among EL players...named the top shortstop in the EL, earning a spot on the postseason All-Star team...was starting shortstop for the North Division in the Eastern League midseason All-Star Game...appeared in four games with Toros del Este in the Dominican Winter League, going 2-for-10 (.200).

**2008:** Spent the entire season with Single-A Tampa, batting .271 with 18 doubles, six home runs and 42 RBI in 94 games...appeared in 92 games at short...hit .269 (28-for-104) against left-handed pitchers and .271 (73-for-269) off right-handers.

**2007:** Combined to hit .251 with 15 doubles, two home runs and 41 RBI in 121 games with Single-A Charleston and Tampa...began the season with the RiverDogs and was named the starting shortstop for the North Division in the South Atlantic League All-Star Game...promoted to Tampa July 30.

**2006:** Combined to hit .214 in 127 games with Tampa and Charleston...began season with Tampa and batted .184 in 37 games before being transferred to Charleston May 18...hit .227 with 16 stolen bases in 90 games with RiverDogs.

**2005:** Selected to participate in the NY-Penn League All-Star Game, going 1-for-3 with a run and RBI...ranked third in the NYPL in hits (88), tied for third in triples (6), fourth in games played (73), fourth in at-bats (281) and ninth in average (.313)...following the season, was named the sixth-best prospect in the Yankees organization by *Baseball America*.

**2004:** Played in 63 games with the DSL Yankees 1, batting .249 with 7 doubles and 33 RBI.

**PROFESSIONAL:** Signed by New York-AL as non-drafted free agent February 25, 2004.

NUNEZ'S BATTING RECORD																		
YEAR	CLUB	AVG	G	AB	R	H	2B	3B	HR	RBI	SH	SF	HB	BB	SO	SB	CS	E
2004	DSL Yankees1	.115	57	191	29	41	9	5	3	20	2	0	4	27	41	16	6	0
2005	Staten Island	.313	73	281	37	88	11	6	3	46	6	0	3	20	43	6	3	28
2006	Tampa	.184	37	147	17	27	5	3	4	26	4	2	0	8	28	6	1	14
	Charleston	.227	90	344	36	78	11	3	2	40	0	2	2	23	48	16	5	26
2007	Charleston	.238	91	328	36	78	10	2	1	28	2	3	2	25	42	20	8	27
	Tampa	.285	30	123	16	35	5	0	1	13	0	1	3	7	18	9	0	6
2008	Tampa	.271	94	373	45	101	18	3	6	42	5	4	1	19	48	14	10	19
2009	Trenton	.322	123	497	70	160	26	1	9	55	4	4	1	22	63	19	7	33
2010	Scranton/WB	.289	118	464	55	134	25	3	4	50	3	2	5	32	60	23	5	14
	NEW YORK-AL	.280	30	50	12	14	1	0	1	7	0	0	0	3	2	5	0	1
2011	NEW YORK-AL	.265	112	309	38	82	18	2	5	30	6	1	0	22	37	22	6	20
2012	GCL Yankees	.200	4	10	1	2	0	0	1	1	0	0	0	0	0	0	0	0
	Tampa	.286	2	7	2	2	0	0	0	0	0	0	0	0	1	1	0	0
	Scranton/WB	.227	38	163	18	37	4	0	2	16	0	2	0	7	28	16	3	5
	NEW YORK-AL	.292	38	89	14	26	4	1	1	11	0	4	1	6	12	11	2	7
2013	Tampa	.333	3	3	2	1	0	0	0	0	0	0	0	2	0	2	0	0
	Charleston	.400	2	5	1	2	0	0	0	0	0	0	0	1	0	1	0	1
	Trenton	.375	2	8	1	3	0	0	0	1	0	0	0	1	2	0	0	0
	NEW YORK-AL	.260	90	304	38	79	17	4	3	28	4	5	3	20	51	10	3	14
2014	Rochester	.282	11	39	7	11	1	0	1	6	0	1	0	1	8	1	0	2
	New Britain	.400	4	10	1	4	0	1	0	0	0	0	0	3	2	1	0	1
	MINNESOTA	.250	72	204	26	51	7	4	4	24	3	0	1	5	31	9	3	7
Minor League Totals		.272	722	2802	345	763	116	22	34	324	24	21	17	171	391	135	42	176
Major League Totals		.264	342	956	128	252	47	11	14	100	13	10	5	56	133	57	14	49

NUNEZ'S DIVISION SERIES RECORD																		
YEAR	OPPONENT	AVG	G	AB	R	H	2B	3B	HR	RBI	SH	SF	HB	BB	SO	SB	CS	E
2011	Detroit	.000	1	0	0	0	0	0	0	0	0	0	0	0	0	1	0	0
2012	Baltimore	.200	3	5	2	1	1	0	0	0	0	0	0	0	0	0	0	0
Division Series Totals		.200	4	5	2	1	1	0	0	0	0	0	0	0	0	1	0	0

NUNEZ'S LEAGUE CHAMPIONSHIP SERIES RECORD																		
YEAR	CLUB	AVG	G	AB	R	H	2B	3B	HR	RBI	SH	SF	HB	BB	SO	SB	CS	E
2012	Detroit	.333	2	6	2	2	0	1	1	1	0	0	0	0	0	1	0	1

NUNEZ'S CAREER FIELDING RECORD									
POSITION	PCT	G	PO	A	E	TC	DP	PB	
Shortstop	.943	172	180	353	32	565	69	—	
Third Base	.920	98	51	110	14	175	10	—	
Second Base	.981	22	19	33	1	53	5	—	
Outfield	.955	26	40	2	2	44	1	—	
Totals	.941	326	290	498	49	837	85	—	



# LESTER OLIVEROS

**HEIGHT/WEIGHT:** 6-0/234  
**BORN:** 5/28/88 in Maracay, VZ  
**RESIDES:** Maracay, VZ  
**ACQUIRED:** Trade with Detroit, 8/16/11  
**M.L. SERVICE:** 91 days  
**CONTRACT STATUS:** Signed thru 2014

**BATS/THROWS:** R/R  
**AGE:** 26



**PERSONAL:** Lester Jesus Oliveros (pronounced ah-lah-VAIR-ohs)...resides in Maracay, VZ during off-season.

## 2014:

- Was invited to Twins spring training, reassigned to minor league camp March 9.
- Started season with Double-A New Britain.
- Appeared in 26 games for the Rock Cats, going 3-1, 0.89 ERA (30.1 IP, 3 ER) with 12 saves (13 opportunities)...posted a 0.56 ERA (16.0 IP, 1 ER) in final 14 appearances for Rock Cats.
- Transferred to Triple-A Rochester June 25...at time of promotion, led Eastern League relievers in opponent batting average (.162), third in saves (12) and fifth in strikeouts-per-9.0-IP (10.68).
- Struck out multiple batters in 15 straight appearances for Red Wings July 20-August 27.
- Posted Rochester team-high 20.2 scoreless inning streak July 29-August 27, allowing 13 hits, seven walks and 32 strikeouts during the streak.
- Posted a 13.25 strikeouts-per-9.0-IP ratio at Rochester, striking out 52 in 35.1 innings pitched.
- Had contract selected from Rochester September 2.
- Made season debut and second career Twins appearance September 2 vs. Chicago-AL, allowing two home runs (Vicedo and Flowers) in 0.1 innings pitched, his first home runs allowed all season after not allowing one in 50 games between New Britain and Rochester combined.

## GAME HIGHS

### 2014

**IP:** 1.2, 9/26 at DET  
**Walks:** 2, 9/7 vs. LAA  
**SO:** 2, 2x, last 9/22 vs. ARI  
**CG:** - -

**Win Streak:** - -  
**Low-Hit:** - -

### CAREER

**IP:** 2.2, 9/3/11 at LAA  
**Walks:** 2, 3x, last 9/7/14 vs. LAA  
**SO:** 3, 9/3/11 at LAA  
**CG:** - -

**Win Streak:** - -  
**Low-Hit:** - -



**2013:** Missed most of season recovering from "Tommy John" surgery, a procedure he had in August of 2012...

pitched in six games for GCL Twins in rehab assignment, pitching 6.1 scoreless innings with two saves...returned from rehab assignment and reported to Triple-A Rochester but did not pitch.

**2012:** Started season with Double-A New Britain and allowed just three runs in 19.0 innings (1.42 ERA) before being promoted to Triple-A Rochester May 15...nine of first 11 appearances for Red Wings were scoreless May 16-June 9...recalled by Twins June 14...appeared in one game before being optioned back to Rochester June 15...posted a 1.69 ERA (10.2 IP, 2 ER) in six games for Red Wings in July...underwent "Tommy John" surgery on right elbow August 29, ending his season...was non-tendered November 30 and re-signed to a minor league contract December 4.

**2011:** Started season with Double-A Erie (Detroit), going 2-0, 0.56 ERA (16.0 IP, 1 ER) with four walks and 27 strikeouts in 10 appearances...promoted to Triple-A Toledo May 5...appeared in 17 games for the Mud Hens before being recalled by Detroit July 1...made major league debut July 1 vs. San Francisco, tossing 1.0 scoreless inning and allowing one hit, one walk and recording two strikeouts...appeared in nine games for the Tigers before being optioned back to Toledo July 24...transferred to Erie for one game August 12...acquired by Twins as the player to be named later, along with minor league pitcher Cole Nelson, in exchange for outfielder Delmon Young August 16...reported to Triple-A Rochester and appeared in two games...recalled by Minnesota when Nick Blackburn was placed on the 15-day disabled list August 22...made Twins debut, allowing one run on two hits in 2.0 innings of relief August 23 vs. Baltimore...appeared in 10 games for Twins...posted a 1.69 ERA (10.2 IP, 2 ER) with opponents batting .222 (8-for-36) in final eight appearances August 30-September 25...rated as having the best fastball in the Twins minor league system by *Baseball America* entering the 2012 season.

**2010:** Started season with Single-A Lakeland (Detroit)...did not pitch April 21-May 1, and May 7-23 with right biceps tendinitis...recorded 0.87 ERA (10.1 IP, 1 ER) with 14 strikeouts in final 10 outings with Lakeland May 26-July 24...promoted to Double-A Erie June 26...posted 1.29 ERA (14.0 IP, 2 ER) with 25 strikeouts in a 13-game stretch July 24-August 22...led all Tigers minor league pitchers with 23 saves between Lakeland and Erie...named 17th best prospect in Tigers organization following the season by *Baseball America*...pitched in Venezuelan Winter League with Anzoategui after the season, going 2-1, 3.86 ERA (25.2 IP, 11 ER) with 20 strikeouts in 16 games.

**2009:** Started season with Single-A Lakeland (Detroit)...posted 1.86 ERA (9.2 IP, 2 ER) in seven games in April...finished 2-1 with a 2.08 ERA (13.0 IP, 3 ER) and 15 strikeouts in eight appearances during June...posted a record of 1-1, 0.66 ERA (13.2 IP, 1 ER) with 13 strikeouts in eight outings during August...promoted to Triple-A Toledo on September 3 and played one game with Mud Hens...finished 0-1 with a 5.75 ERA (20.1 IP, 13 ER) and 19 strikeouts in 16 outings with Anzoategui in Venezuelan Winter League following the season.

**2008:** Started season with Single-A Oneonta (Detroit)...compiled a 0.54 ERA (16.2 IP, 1 ER) with 29 strikeouts over final 11 outings with Oneonta June 28-August 11...struck out a season-high five batters July 6 vs. State College...transferred from Oneonta to Lakeland August 13.

**2007:** Spent season with VZL Tigers for the second consecutive year...topped all Venezuelan Summer League relievers with 13.85 strikeouts-per-9.0-IP, was second with 9.86 baserunners-per-9.0 IP and fourth with a .181 batting average against...did not allow a run in 13 straight outings June 16-July 21, striking out 25 batters in 15.1 scoreless innings...struck out a season-high six batters July 9 at VZL Devil Rays/Reds...led Venezuelan Summer League with 19 saves while tied for third with 27 appearances...appeared in four games with Anzoategui in the Venezuelan Winter League, tossing 4.0 scoreless innings of relief.

**2006:** Spent season with VZL Tigers...ranked fourth among all Venezuelan Summer League relievers with a .188 batting-average-against...struck out a season-high six batters July 24 at VZL Reds.

**PROFESSIONAL:** Signed by the Tigers as an undrafted free agent October 25, 2005; scout Ramon Pena.

OLIVEROS' PITCHING RECORD																		
YEAR	CLUB	W-L	ERA	G	GS	CG	SH	SV	IP	H	R	ER	HR	HB	BB	SO	WP	BAA
2006	VSL Tigers	1-3	2.72	20	2	0	0	4	39.2	29	16	12	2	7	20	46	4	.193
2007	VSL Tigers	2-0	1.41	27	0	0	0	19	38.1	25	6	6	0	4	13	59	4	.181
2008	Oneonta	1-2	1.74	15	0	0	0	4	20.2	15	4	4	1	0	6	34	0	.197
	Lakeland	1-1	4.22	5	0	0	0	0	10.2	12	8	5	0	4	9	3	0	.293
2009	Lakeland	4-2	4.17	34	0	0	0	2	54.0	53	27	25	5	4	16	58	2	.249
	Toledo	0-0	0.00	1	0	0	0	0	2.0	2	0	0	0	0	1	3	0	.250
2010	Lakeland	0-1	1.89	20	0	0	0	9	19.0	13	5	4	0	2	6	24	2	.194
	Erie	1-2	4.97	24	0	0	0	14	25.1	20	14	14	3	2	21	36	0	.217
2011	Erie	2-0	0.53	10	0	0	0	0	17.0	11	1	1	0	1	4	28	1	.193
	Toledo	1-3	6.43	22	0	0	0	5	28.0	37	20	20	7	0	17	26	1	.316
	<b>DETROIT</b>	<b>0-0</b>	<b>5.63</b>	<b>9</b>	<b>0</b>	<b>0</b>	<b>0</b>	<b>0</b>	<b>8.0</b>	<b>8</b>	<b>5</b>	<b>5</b>	<b>0</b>	<b>0</b>	<b>4</b>	<b>4</b>	<b>1</b>	<b>.258</b>
	Rochester	0-0	3.00	2	0	0	0	0	3.0	2	1	1	1	0	0	4	0	.182
	<b>MINNESOTA</b>	<b>0-0</b>	<b>4.05</b>	<b>10</b>	<b>0</b>	<b>0</b>	<b>0</b>	<b>0</b>	<b>13.1</b>	<b>13</b>	<b>6</b>	<b>6</b>	<b>0</b>	<b>0</b>	<b>7</b>	<b>9</b>	<b>0</b>	<b>.277</b>
2012	New Britain	1-1	1.42	13	0	0	0	2	19.0	10	3	3	0	0	7	16	1	.164
	Rochester	1-2	3.07	19	0	0	0	6	29.1	24	10	10	2	0	8	35	0	.229
	<b>MINNESOTA</b>	<b>0-0</b>	<b>5.40</b>	<b>1</b>	<b>0</b>	<b>0</b>	<b>0</b>	<b>0</b>	<b>1.2</b>	<b>1</b>	<b>1</b>	<b>1</b>	<b>0</b>	<b>0</b>	<b>1</b>	<b>1</b>	<b>0</b>	<b>.167</b>
2013	GCL Twins	0-0	0.00	6	0	0	0	2	6.1	4	0	0	0	0	3	8	0	.200
2014	New Britain	3-1	0.89	26	0	0	0	12	30.1	17	6	3	0	3	14	36	2	.162
	Rochester	1-2	2.29	24	0	0	0	6	35.1	27	10	9	0	1	13	52	1	.208
	<b>MINNESOTA</b>	<b>0-1</b>	<b>7.11</b>	<b>7</b>	<b>0</b>	<b>0</b>	<b>0</b>	<b>0</b>	<b>6.1</b>	<b>6</b>	<b>5</b>	<b>5</b>	<b>2</b>	<b>0</b>	<b>3</b>	<b>5</b>	<b>2</b>	<b>.261</b>
Minor League Totals		19-20	2.79	268	2	0	0	85	378.0	301	131	117	21	28	158	468	18	.216
Major League Totals		0-1	5.22	27	0	0	0	0	29.1	28	17	17	2	0	15	19	3	.262

OLIVEROS' CAREER FIELDING RECORD								
POSITION	PCT	G	PO	A	E	TC	DP	PB
Pitcher	1.000	27	0	3	0	3	1	—

OLIVEROS' DAY-BY-DAY										
Date	Opp.	Dec.	IP	H	R	ER	HR	BB	SO	IR/IRS
Sep 2	CHW	L(0-1)	0.1	3	3	3	2	0	0	0/0
Sep 7	LAA	ND	0.1	2	2	2	0	2	0	2/2
Sep 11(1)	@CLE	ND	1.0	0	0	0	0	0	2	0/0
Sep 20	CLE	ND	1.1	0	0	0	0	1	0	1/0
Sep 22	ARI	ND	1.0	1	0	0	0	0	2	0/0
Sep 26	@DET	ND	1.2	0	0	0	0	0	1	0/0
Sep 28	@DET	ND	0.2	0	0	0	0	0	0	2/1
SEPTEMBER TOTALS			0-1-0	6.1	6	5	2	3	5	7.11 ERA
POST-ASG TOTALS			0-1-0	6.1	6	5	2	3	5	7.11 ERA
2014 TOTALS			0-1-0	6.1	6	5	2	3	5	7.11 ERA



# CHRIS PARMELEE

**HEIGHT/WEIGHT:** 6-1/221

**BORN:** 2/24/88 in Long Beach, CA

**RESIDES:** Chino Hills, CA

**ACQUIRED:** 1st round (20th overall), 2006 First-Year Player Draft

**M.L. SERVICE:** 2 years, 58 days

**CONTRACT STATUS:** Signed thru 2014

**BATS/THROWS:** L/L

**AGE:** 26

OF/IF

27



**PERSONAL:** Christopher Matthew Parmelee (pronounced PAR-muh-lee)...wife, Amanda (Jones)...sons, Jack Jeffrey (9/20/12) and Ty Robert (10/8/14)...2006 graduate of Chino Hills (CA) High School...named AFLAC All-American and All-State senior season...rated second best high school pure hitter in the nation by *Baseball America* in 2006...won Diamond Skills Award in 1998, allowing him to shag balls at the Home Run Derby during the 1998 All-Star Game at Coors Field.

## 2014:

- Outrighted to Triple-A Rochester March 27 and started season there.
- Hit safely in 15 straight for Red Wings April 17-May 2, hitting .404 (23-for-57) with five doubles, four home runs and 12 RBI during streak.
- Recorded multi-homer game for Wings, including five RBI May 4 vs. Louisville.
- Hit .305 (36-for-118) with seven home runs and 23 RBI in 32 games and had contract selected May 9, replacing Hicks (7-day concussion DL).
- Hit walk-off home run May 13 vs. Boston, the first walk-off hit of career; fourth walk-off homer in Target Field history.
- Hit safely in career-high 13 straight games June 8-July 3, hitting .440 (22-for-50) during the streak; it was second longest streak for Twin in 2014.
- Made first career start in center field June 29 at Texas, playing 8.0 innings with five putouts.
- Hit home run August 3 at Chicago-AL, which was part of a back-to-back-to-back effort from him, Eric Fryer and Oswaldo Arcia; first for Twins since 2001.
- Hit .325 (25-for-77) against left-handed pitching, the fourth best average for a left-handed batter in the AL and seventh best in baseball.
- Played 54 games in the outfield (43 starts) — 33 in right (28 starts), 22 in left (14 starts) and three in center (1 start); made 33 starts at first base (16 starts).
- Wife, Amanda, gave birth to couple's second child October 8; son Ty Robert.

**2013:** Made the Twins Opening Day roster for second time in career and was in Opening Day right fielder April 1 vs. Detroit...homered in back-to-back games May 1 and 3 at Cleveland, marking the third time in his career doing so...recorded first career two-homer game June 22 at Cleveland, both solo shots, one in the eighth inning, the other in the ninth...optioned to Triple-A Rochester July 14...hit .231 (40-for-173) in 45 games for the Red Wings and was recalled September 9...played 18 games for the Twins in September...recorded six outfield assists, tied for second most on the club.

**2012:** Made Twins Opening Day roster for first time in career and was in Opening Day lineup, batting eighth at first base, going 1-for-4 April 6 at Baltimore...went just 2-for-34 (.059) in 12 games April 30-May 15 and was optioned to Triple-A Rochester May 15...batted .375 (18-for-48) with four doubles, four home runs, 12 RBI, 13 runs scored and 12 walks in 15 games for Red Wings before being recalled by Twins June 8...hit first major league home run of season June 30 vs. Kansas City...optioned to Triple-A Rochester July 5...recalled by Twins July 21 when Justin Morneau was placed on Paternity List...optioned back to Rochester July 23 when Morneau returned...hit safely in 15 straight games July 18-August 5, batting .439 (29-for-66), including two multi-homer games during streak...named International League Batter of the Week July 30-August 5, batting .517 (15-for-29) with three doubles, five home runs, nine RBI, and eight runs scored in six games for Red Wings...hit 11 home runs in a 17-game span July 26-August 12...earned Topps Player of the Month honor for August after hitting .323 (32-for-99) with eight doubles, eight home runs, 20 RBI, 20 runs scored and 23 walks in 28 games...recalled by Twins August 29...hit safely in career-high eight straight games August 29-September 5, including three home runs during the streak and career-high four RBI September 4 at Chicago-AL...missed three games September 21-23 to attend the birth of first child, Jack Jeffrey, September 20...ranked fourth in entire Twins organization in home runs (22) and fifth in walks (64).

**2011:** Started season with Double-A New Britain, batting .287 (152-for-530) with 13 home runs and 30 doubles in 142 games with Rock Cats...named Twins minor league Player of the Week May 8-14 after hitting .414 (12-for-29) with two doubles, five RBI, five runs scored and two walks in seven games...named Twins minor league Player of the Month for July after batting .305 (36-for-118) with eight doubles, six home runs, 26 RBI, 17 runs scored and 20 walks in 32 games...recalled by Twins September 6...made major league debut, batting fifth at first base, going 2-for-4, including a single off Jake Peavy for first career hit September 6 vs. Chicago-AL...recorded first major league extra-base hit, a double off John Danks in the third inning September 7 vs. Chicago-AL, also first multi-RBI game...hit first career home run, a two-run shot off Josh Judy, September 17 vs. Cleveland; it also marked first career three-hit game...had season-high six-game hit-streak, batting .520 (13-for-25) with five multi-hit games in that span...batted .392 (20-for-51) with five doubles, four home runs, 11 RBI, eight walks and eight runs scored in final 13 games September 17-28; recorded multiple hits in eight of those 13 contests...played 20 games at first base for Twins and batted fourth for 13 games...hit safely in 16 of 21 games...his .355 batting average in September was fourth highest among all rookies in baseball; also in September, his 14 RBI were tied

## GAME HIGHS

### 2014

**Hits:** 3, 4x, last 8/31 at BAL

**HR:** 1, 7x, last 9/6 vs. LAA

**RBI:** 2, 8x, last 9/23 vs. ARI

**Grand Slams:** --

**Hit-Streak:** 13, 6/8-7/3

**SB:** --

### CAREER

**Hits:** 3, 9x, last 8/31/14 at BAL

**HR:** 2, 6/22/13 at CLE

**RBI:** 4, 9/4/12 at CWS

**Grand Slams:** --

**Hit-Streak:** 13, 6/8-7/3/14

**SB:** 1, 4/4/13 vs. DET



for third most and his four home runs were tied for fourth most...his .355 September average ranked as fifth best among rookies in Twins history during September...was one of 11 rookies in club history to hit four-or-more homers in September...his 27 hits were tied for eighth most among Twins rookies...led entire Twins organization in hits (179), RBI (97), walks (80), total bases (276), at-bats (606) and games (163), and was tied for first in doubles (36)...among Twins minor leaguers he ranked first in RBI (83), second in hits (152), third in walks (68), fourth in runs (76), and seventh in doubles (30)...named best defensive first baseman in Eastern League by *Baseball America*...also ranked ninth best prospect in the Twins organization by same publication entering the 2012 season...named as the first baseman on MiLB.com's Twins organizational All-Star team.

**2010:** Invited to Twins spring training...assigned to minor league camp March 21 and began season at Double-A New Britain...transferred to Single-A Ft. Myers May 17...returned to New Britain June 10...named Twins minor league Player of the Week July 16 after batting .444 with one double, two RBI, three runs scored, four walks and a .545 on-base percentage in five games...participated in Arizona Fall League with Peoria Saguaros, batting .339 (37-for-109) with 11 doubles, two triples, 13 RBI, 16 runs scored and 12 walks in 29 games...his 11 doubles were tied for league-lead...hit .387 (29-for-75) off right-handed pitching in the AFL...ranked 18th best prospect in Twins organization by *Baseball America* entering 2011 season.

**2009:** Spent entire season at Single-A Ft. Myers...homered in three straight games June 9-11...named Florida State League Player of the Week June 22-28 after batting .500 (9-for-18) with one home run and nine RBI...selected to play in Florida State League All-Star Game...was Florida State League Home Run Derby winner...recorded five consecutive two-hit games August 4-11...named to Florida State League Postseason All-Star team...ranked 17th best prospect in Florida State League by *Baseball America*...hit 14 of 16 home runs off right-handed pitching...led all Twins minor leaguers in walks (65) and strikeouts (109), second in RBI (73), and third in home runs...ranked 14th best prospect in Twins organization by *Baseball America* entering 2010.

**2008:** Spent entire season at Single-A Beloit...homered in three consecutive games April 5-7...batted .429 (6-for-14) with five runs scored, 10 RBI and three doubles to earn Twins minor league Player of the Week April 19-26...hit six home runs in 20 June games...disabled for remainder of season with a left hand fracture June 26...led the Miracle in home runs (14) and RBI (49), and tied for most walks (52) in the Twins system...ranked as the best power-hitting prospect in the Twins organization and 14th best prospect by *Baseball America* entering the 2009 season.

**2007:** Spent entire season at Single-A Beloit...batted .385 (5-for-13) with one triple, one home run and three RBI as Twins minor league Player of the Week June 22-28...led the Snappers in doubles (23), home runs (15) and RBI (70)...ranked 12th best prospect in Twins system by *Baseball America* entering 2008.

**2006:** Started professional career with the GCL Twins and played in 45 games...homered in first professional game June 29 at GCL Pirates...promoted to Beloit August 20...finished third in the GCL in home runs (8) and slugging, fourth in RBI (32) and fifth in extra-base hits (19)...ranked second best prospect in the GCL by *Baseball America*...ranked fourth best prospect in the Twins organization by *Baseball America* entering the 2007 season...ranked as the best hitter for average in Twins organization by *Baseball America* entering the 2007 season.

**PROFESSIONAL:** Selected by the Twins in the first round (20th overall) in the 2006 First-Year Player Draft; signed by scout John Leavitt.

PARMEELE'S PLAYING RECORD																			
YEAR	CLUB	AVG	G	AB	R	H	2B	3B	HR	RBI	SH	SF	HB	BB	SO	SB	CS	E	OBP
2006	GCL Twins	.279	45	154	29	43	7	4	8	32	0	2	0	23	47	3	3	5	.369
	Beloit	.227	11	22	2	5	1	0	0	2	0	0	0	5	9	0	2	0	.370
2007	Beloit	.239	128	447	56	107	23	5	15	70	0	4	4	46	137	8	4	7	.313
2008	Beloit	.239	69	226	41	54	10	3	14	49	1	5	5	52	83	3	1	6	.385
2009	Ft. Myers	.258	123	422	61	109	27	1	16	73	0	8	6	65	109	2	2	11	.359
2010	Ft. Myers	.338	22	80	9	27	2	1	2	17	0	0	0	13	11	0	1	1	.430
	New Britain	.275	111	411	51	113	25	2	6	44	0	7	2	43	70	3	2	11	.341
2011	New Britain	.287	142	530	76	152	30	5	13	83	0	9	3	68	94	0	1	6	.366
	MINNESOTA	.355	21	76	8	27	6	0	4	14	0	0	0	12	13	0	0	2	.443
2012	Rochester	.338	64	228	45	77	17	1	17	49	0	2	1	51	52	1	1	2	.457
	MINNESOTA	.229	64	192	18	44	10	2	5	20	0	1	4	13	52	0	0	2	.290
2013	Rochester	.231	45	173	23	40	13	1	3	22	0	2	1	22	32	1	0	1	.318
	MINNESOTA	.228	101	294	21	67	13	0	8	24	0	3	3	33	81	1	1	2	.309
2014	Rochester	.305	32	118	13	36	7	0	7	23	0	2	1	14	24	0	0	1	.378
	MINNESOTA	.256	87	250	27	64	11	0	7	28	0	1	2	17	64	0	3	2	.307
Minor League Totals		.271	792	2811	406	763	162	23	101	464	1	41	23	402	668	21	17	51	.363
Major League Totals		.249	273	812	74	202	40	2	24	85	0	5	9	75	210	1	4	8	.317

PARMEELE'S CAREER FIELDING RECORD								
POSITION	PCT	G	PO	A	E	TC	DP	PB
Outfield	.988	141	237	11	3	251	3	—
First Base	.994	114	779	67	5	851	92	—
Totals	.993	247	1016	78	8	1102	95	—



# MIKE PELFREY

**HEIGHT/WEIGHT:** 6-7/249

**BATS/THROWS:** R/R

**BORN:** 1/14/84 at Wright-Patterson AFB, OH **AGE:** 30

**RESIDES:** Wichita, KS

**ACQUIRED:** Signed as free agent, 12/23/13

**M.L. SERVICE:** 7 years, 122 days

**CONTRACT STATUS:** Signed thru 2015



**PERSONAL:** Michael Alan Pelfrey (pronounced PELL-free)...wife, Angela...son, Chase (8/6/09), and daughters, Madison Caroline (2/4/11) and Avery Layne (9/30/14)...2002 graduate of Heights High School in Wichita, KS...four-year captain on the baseball team and played one year of basketball...named 2001 Kansas Gatorade Player of the Year, a 2001 Rawlings District-V All-American and the 2002 Proline Kansas Player of the Year...named All-State in baseball in 2001 and 2002...helped Team USA win a gold medal at the FISU II World University Baseball Championship in Tainan, Taiwan in 2004, going 1-1 with 20 strikeouts in 16.2 innings pitched in three starts.

## 2014:

- Made seventh career Opening Day roster and second with Minnesota, was club's number four starter.
- Went 0-3, 7.99 ERA (23.2 IP, 21 ER) in five starts before being placed on the 15-day disabled list May 3 with a left groin strain.
- Made two rehab starts with Triple-A Rochester May 16-23, going 1-0, 0.90 ERA (10.0 IP, 1 ER).
- Had season-ending surgery to clean up scar tissue in right elbow that was causing pressure on ulnar nerve; surgery performed by Dr. James Andrews on June 10.
- Wife, Angela, gave birth to couple's third child September 30; daughter Avery Layne.

**2013:** Opened season with Minnesota after signing as a free agent December 20, 2012...made Twins debut April 4 vs. Detroit, allowing two runs (none earned) on five hits in 5.2 innings pitched and earned the win...posted a 6.11 ERA (70.2 IP, 48 ER) in first 14 starts April 4-June 18; posted a 3.45 ERA (62.2 IP, 24 ER) July 6-August 31...set career-high with six walks August 25 at Cleveland...set season-high with seven strikeouts three times, one short from tying his career-high...ranked second on the Twins staff in innings pitched (152.2 IP) and tied for first in strikeouts (101)...signed a two-year contract with the Twins December 23.

**2012:** Opened season as the Mets number four starter, making first start April 9 vs. Washington, allowing three runs on 10 hits in 5.2 innings with one walk and eight strikeouts but did not factor into the decision...experienced right elbow discomfort in third start; allowed one run on six hits in 8.0 innings pitched April 21 vs. San Francisco; placed on the 15-day disabled list and had "Tommy John" surgery on right elbow May 1, a procedure performed by Dr. James Andrews in Gulf Breeze, FL.

**2011:** Made first career Opening Day start April 1 at Florida, suffering the loss, allowing five runs in 4.1 innings pitched...went 2-1, 3.09 ERA (35.0 IP, 12 ER) with opponents batting .217 in five May starts...pitched third career complete game June 18 vs. Los Angeles-AL and fourth career complete game July 27 at Cincinnati...did not allow a home run July 27-September 9, a stretch of 10 games, including nine starts (45.1 IP)...had the fourth lowest run support in baseball (minimum of 33 starts), with 78 runs scored, 2.36 per game...made 33 starts and pitched 193.2 innings, becoming the third Mets pitcher since 1980 to start at least 31 games and throw at least 175.0 innings in at least four straight seasons -- Ron Darling (1984-89) and Tom Glavine (2003-07).

**2010:** Went 8-1, 2.23 ERA (80.2 IP, 20 ER) in first 12 starts, becoming just third Mets pitcher since 1991 to win at least eight of first 12 starts and record an ERA under 2.50 (Bobby Jones in 1997, 10-2, 2.22 ERA and Johan Santana in 2009, 8-3, 2.39 ERA)...earned first professional save April 17 at St. Louis, tossing 1.0 scoreless inning...led the majors and tied a franchise record (Nolan Ryan - 1970) with a 0.69 ERA (26.0 IP, 2 ER) in April...posted 27.0-inning scoreless streak April 9-May 1...won ninth game in 10th decision June 13 at Baltimore, becoming the fifth pitcher in franchise history to win nine-plus games in their first 10 decisions -- Terry Leach (10-0 in 1987), David Cone and Dwight Gooden (both 9-1 in 1988), and Al Leiter (9-1 in 2000)...recorded 15th win September 16 vs. Pittsburgh, becoming the 10th right-hander in Mets history to record at least 15 wins in a season; the start also marked his 30th of the season, making him the first Met to make at least 30 starts in three consecutive seasons since Tom Glavine went five straight seasons from 2003-07...went 10-3, 2.83 ERA (124.0 IP, 39 ER) in 19 starts at home...set career-highs in wins (15), ERA (3.66), starts (33), innings pitched (204.0) and strikeouts (113).

**2009:** Started the first ever regular season game at Citi Field April 13 vs. San Diego, throwing the first pitch at 7:11 pm to Jody Gerut who homered later in the at-bat; allowed five runs on eight hits in 5.0 innings and did not factor into the decision...won four straight decisions April 8-May 7...balked three times May 17 at San Francisco, becoming the first pitcher since Al Leiter April 23, 1994 to do so...had first career extra-base hit (double) June 10 vs. Philadelphia...tossed season-high 8.0 innings September 6 vs. Chicago-NL.

**2008:** Made Mets Opening Day roster for first time in career and spent the entire season there...named National League Player of the Week July 7-13, going 2-0, 0.00 ERA (15.0 IP) with 10 strikeouts...tossed 19.0 straight scoreless innings July 3-20...tossed first career complete game August 20 vs. Atlanta, allowing three runs on three hits with three walks and three strikeouts...pitched second complete game August 25 vs. Houston, becoming the first Mets pitcher to pitch consecutive complete games since Rick Reed in 2001...recorded 11 wins from May 31 through the end of the season, sixth-most in the NL; also pitched 151.2 innings which ranked fifth in that span...tied for second in baseball, tied for NL-lead and set a Mets franchise record with 29 ground into double plays.

## GAME HIGHS

### 2014

**IP:** 5.1, 4/4 at CLE

**Walks:** 5, 4/17 vs. TOR

**SO:** 3, 2x, last 4/10 vs. OAK

**CG:** - -

**Win-Streak:** - -

**Low-Hit:** - -

### CAREER

**IP:** 9.0, 5x, last 7/27/11 at CIN

**Walks:** 6, 8/25/13 at CLE

**SO:** 8, 3x, last 4/9/12 vs. WAS

**CG:** 4, last 7/27/11 at CIN

**Win-Streak:** 7, 6/16-7/25/08

**Low-Hit:** 3, 8/20/08 vs. ATL



**2007:** Began season as the 20th best prospect in baseball according to *Baseball America*...split season between Single-A St. Lucie, Triple-A New Orleans and New York Mets; had four stints with the Mets during the season April 13-May 13, July 1-16, July 28-29 and September 1 through the end of the season...made first start April 13 vs. Washington, allowing six hits on two runs (1 earned), with four walks and two strikeouts; became the youngest Mets pitcher to make an April start since 1996...recorded first major league hit July 1 at Philadelphia, singling off Kyle Kendrick...combined to go 6-14, 4.72 ERA (152.2 IP, 80 ER) in 30 games (28 starts) between all three levels.

**2006:** Began season as 36th best prospect in baseball according to *Baseball America*...started season with Single-A St. Lucie...promoted to Double-A Binghamton April 26...named to Eastern League All-Star team...recalled by the Mets July 8 and made major league debut that night, earning the win in the second game of a double header vs. Florida; allowed three runs (2 earned) on five hits in 5.0 innings, with four walks and three strikeouts...became the first Mets starting pitcher to win major league debut since Matato Yoshi April 5, 1998...made four starts for the Mets and was optioned to Triple-A Norfolk August 2...recalled by the Mets again September 13 but did not appear.

**AMATEUR CAREER:** Attended Wichita State from 2003-05, going 33-7, 2.17 ERA (359.2 IP, 87 ER) with 69 walks and 366 strikeouts in 52 career games (51 starts)...2003: Went 10-2, 2.49 ERA (104.2 IP, 29 ER) in 17 games (16 starts) as a freshman; led the Missouri Valley Conference in ERA (2.49) and was second in strikeouts (98)...named MVC Freshman of the Year and was First-Team All-Missouri Conference honoree...earned Freshman All-America honors by Collegiate Baseball and *Baseball America*...2004: Went 11-2, 2.18 ERA (115.1 IP, 28 ER) in 16 starts as a sophomore; named Missouri Valley Conference Pitcher of the Year, and was a finalist for the Roger Clemens Award; earned Second-Team All-America honors by *Baseball America*, Collegiate Baseball, American Baseball Coaches Association, *Sports Weekly* and CollegeBaseballInsider.com and was a Third-Team All-American selection by the National Collegiate Baseball Writers Association...2005: Went 12-3, 1.93 ERA (139.2 IP, 30 ER) with seven complete games in 19 starts as a junior...named Missouri Valley Conference Pitcher of the Year becoming the only pitcher to win that award twice (sophomore), named First-Team All-America by Collegiate Baseball and a Second-Team All-America by *Sports Weekly*...finished second on the school's all-time strikeouts list (366) and ranked seventh in innings pitched (359.2), ninth in complete games (14) and shutouts (14), and 10th in winning percentage (.825)...ranked fifth best prospect in the draft and fourth best collegiate pitcher by *Baseball America*.

**PROFESSIONAL:** New York Mets first round pick (9th overall) in 2005 First-Year Player Draft; signed by scout Larry Chase...originally drafted by Tampa Bay in the 15th round of the 2002 First-Year Player Draft, but did not sign.

PELFREY'S PITCHING RECORD																			
YEAR	CLUB	W-L	ERA	G	GS	CG	SH	SV	IP	H	R	E	HR	HB	BB	SO	WP	BK	BAA
2006	St. Lucie	2-1	1.64	4	4	0	0	0	22.0	17	5	4	1	1	2	26	3	0	.224
	Binghamton	4-2	2.71	12	12	0	0	0	66.1	60	23	20	2	4	26	77	2	0	.244
	NEW YORK-NL	2-1	5.48	4	4	0	0	0	21.1	25	14	13	1	3	12	13	2	0	.305
	Norfolk	1-0	2.25	2	2	0	0	0	8.0	4	2	2	1	0	5	6	0	0	.148
2007	St. Lucie	0-0	3.00	1	1	0	0	0	6.0	5	3	2	1	2	3	2	0	0	.250
	New Orleans	3-6	4.01	14	14	0	0	0	74.0	74	35	33	6	6	26	56	2	0	.261
	NEW YORK-NL	3-8	5.57	15	13	0	0	0	72.2	85	47	45	6	9	39	45	3	0	.298
	2008	NEW YORK-NL	13-11	3.72	32	32	2	0	200.2	209	86	83	12	13	64	110	2	0	.276
2009	NEW YORK-NL	10-12	5.03	31	31	0	0	0	184.1	213	112	103	18	7	66	107	1	6	.289
2010	NEW YORK-NL	15-9	3.66	34	33	0	0	1	204.0	213	88	83	12	6	68	113	1	1	.275
2011	NEW YORK-NL	7-13	4.74	34	33	2	0	0	193.2	220	111	102	21	7	65	105	2	2	.286
2012	NEW YORK-NL	0-0	2.29	3	3	0	0	0	19.2	24	5	5	0	0	4	13	1	0	.300
2013	Cedar Rapids	1-0	3.00	1	1	0	0	0	6.0	2	2	2	1	1	0	6	0	0	.100
	MINNESOTA	5-13	5.19	29	29	0	0	0	152.2	184	92	88	13	6	53	101	1	0	.300
	2014	Rochester	1-0	0.90	2	2	0	0	0	10.0	9	1	1	0	1	3	3	0	.250
	MINNESOTA	0-3	7.99	5	5	0	0	0	23.2	29	23	21	5	2	18	10	1	0	.305
	Minor League Totals	11-9	3.11	34	34	0	0	0	182.1	162	70	63	12	14	62	173	7	0	.241
	National League Totals	50-54	4.36	153	149	4	0	1	896.1	989	463	434	70	45	318	506	12	9	.284
American League Totals		5-16	5.56	34	34	0	0	0	176.1	213	115	109	18	8	71	111	2	0	.301
Major League Totals		55-70	4.56	187	183	4	0	1	1072.2	1202	578	543	88	53	389	617	14	9	.287

PELFREY'S CAREER FIELDING RECORD									
POSITION	PCT	G	PO	A	E	TC	DP	PB	
Pitcher	.964	187	68	149	8	225	13	—	

PELFREY'S BATTING RECORD																
BATTING	AVG	AB	R	H	2B	3B	HR	RBI	SH	SF	HB	BB	SO	SB	CS	OBP
Career	.098	265	13	26	5	0	0	13	24	1	2	13	71	0	0	.146

PELFREY'S DAY-BY-DAY													
Date	Opp.	Dec.	IP	H	R	ER	HR	BB	SO	IR/IRS			
Apr 4	@CLE	L(0-1)	5.1	3	3	3	2	3	3				
Apr 10	OAK	L(0-2)	5.0	9	6	6	2	4	3				
Apr 17(2)	TOR	ND	4.1	4	5	4	1	5	1				
Apr 23	@TBR	ND	5.0	6	4	3	0	3	1				
APRIL TOTALS		0-2	19.2	22	18	16	5	15	8				7.32 ERA
May 1(1)	LAD	L(0-3)	4.0	7	5	5	0	3	2				
MAY TOTALS		0-1	4.0	7	5	5	0	3	2				11.25 ERA
PRE-ASG TOTALS		0-3	23.2	29	23	21	5	18	10				7.99 ERA
2014 TOTALS		0-3	23.2	29	23	21	5	18	10				7.99 ERA



# GLEN PERKINS

**HEIGHT/WEIGHT:** 6-0/204

**BORN:** 3/2/83 in St. Paul, MN

**RESIDES:** Lakeville, MN

**ACQUIRED:** 1st round (22nd overall), 2004 First-Year Player Draft

**M.L. SERVICE:** 7 years, 10 days

**CONTRACT STATUS:** Signed thru 2017

**BATS/THROWS:** L/L

**AGE:** 31



**PERSONAL:** Glen Weston Perkins...wife, Alisha (Weber)...daughters, Addison (11/21/06) and Lyla (8/10/08)...2001 graduate of Stillwater (MN) High School where he was named All-State in 2001...attended University of Minnesota where he was named First-Team All-Big Ten, Big Ten Freshman of the Year, *Baseball America* First-Team Freshman All-American and was one of four collegiate baseball Freshman of the Year in 2003...set school single season record for strikeouts (117) in 2003...named Big Ten Pitcher of the Year and First-Team All-Big Ten in 2004...selected to Louisville Slugger team, Second-Team Collegiate Baseball News, Third-Team *Baseball America* and Third-Team ABCA All-American teams in 2004...named Midwest Scouts Association College Player of the Year in 2004...was first Big Ten pitcher in history to win all of his conference starts, going 8-0 in 2004...active supporter of the Leukemia & Lymphoma Society, participating in inaugural Lefties Lunners fishing tournament and the Light The Night Walk...along with his wife, Alisha, hosts Fifteen's 5K run to benefit the Cystic Fibrosis Foundation.

## 2014:

- Converted first save April 3 at Chicago-AL with one scoreless inning, passing Mike Marshall and moving into sole possession of eighth on the Twins all-time list.
- Set season-high with save streak of 10 straight, done twice: April 3-May 11 and June 21-August 5.
- Selected to his second career All-Star Team — second consecutively, ranking fourth in the AL with 22 saves (25 opportunities) in 39 games Pre-All-Star break, including a 2.97 ERA (39.1 IP, 13 ER)...selected by AL Manager Boston's John Farrell...made first career All-Star appearance, tossing a scoreless ninth inning to teammate Kurt Suzuki, earning the save and securing a 5-3 AL victory.
- Recorded 76th career save July 10 at Seattle, tying Ron Perranoski for seventh on the Twins all-time list; saved 77th career game July 21 vs. Cleveland, moving into sole possession of seventh place.
- Saved 30th game August 13 at Houston, becoming the sixth closer in Twins history to save 30 games in consecutive seasons, joining Ron Perranoski (1969-70), Jeff Reardon (1987-89), Rick Aguilera (1990-93), Eddie Guardado (2002-03) and Joe Nathan (2005-09).
- Allowed just one home run in a stretch of 44 games (44.1 IP) May 1 (Game 1)-August 24, the home run coming June 8 vs. Houston, a grand slam by Jon Singleton; posted a streak of 28 games (28.0 IP) without allowing a home run during that time June 10-August 24.
- Recorded 88th career save September 14 at Chicago-AL, tying Al Worthington for sixth on the Twins all-time list.
- Made final appearance September 16 vs. Detroit and was shutdown for the season with a left forearm muscle strain and nerve irritation in left elbow.
- Saved 34 games (41 opportunities), the second most of his career and sixth most in the AL.
- Appeared in 63 games, tied for 10th most among left-handed relievers in the AL.
- Posted a strikeout-to-walk ratio of 6.00, the highest of career, ninth best in the AL among relievers and ninth best in baseball.
- Posted a walks-per-9.0-IP ratio of 1.61, the best of career, 10th best in the AL among relievers.

**2013:** Earned the win in first appearance April 3 vs. Detroit, tossing 1.0 scoreless inning...converted each of his first seven save opportunities April 6-May 9...struck out at least one batter in 18 consecutive appearances April 16-June 4, totaling 31 in that span (17.2 IP)...did not allow a run in 11 June appearances (11.0 IP), allowing just four hits and one walk...converted 14 consecutive save opportunities May 29-July 22...did not allow a run in that span, 19 straight appearances (19.1 IP)...did not allow a home run in 23 consecutive appearances May 25-July 23, Twins went 22-1 in that span...walked just two batters in a 25-game span (25.1 IP) May 15-July 22...saved 21 games, posted a 1.82 ERA (34.2 IP, 7 ER) and held opponents to a .172 batting average in the first half and was selected to the American League All-Star team, the first of his career...he became the fourth Minnesota native to represent the Twins in the All-Star Game (Kent Hrbek, Jack Morris and Joe Mauer)...recorded 46th career save August 9 at Chicago-AL, passing Matt Capps (45) and moving into sole possession of 10th place on the Twins all-time list...recorded 30th save August 22 at Detroit, becoming the 13th pitcher in club history to reach the 30-save plateau in a single season...recorded 51st career save September 9 vs. Los Angeles-AL, tying Bill Campbell for ninth on Twins all-time list...recorded 52nd career save September 10 vs. Oakland, passing Campbell and moving into sole possession of ninth place...recorded 54th career save September 18 at Chicago-AL, tying Mike Marshall for eighth on the Twins all-time list...led Twins relievers in strikeouts (77) and ranked third in the AL among left-handed relievers...struck out at least one batter in 49 of 61 appearances and multiple batters in 25 appearances...ranked seventh in the AL in save percentage (90.0), ninth in saves (36) and opponent batting average for relievers (.196)...was given the Joseph W. Haynes Award for Twins Pitcher of the Year, voted on by the Twins Cities Chapter of the BBWAA...also given Carl R. Pohlad Community Service Award, voted on by the Twins Community Fund Board of Directors.

**2012:** Made Twins Opening Day roster for third time in career and second straight season...signed a three-year extension with club option for fourth year March 8...allowed just two runs in 20-game span (19.1 IP) with an ERA of 0.93 May 13-June 30...earned first win of season, tossing 1.0 scoreless inning May 29 vs. Oakland...posted an ERA of 1.42 (12.2 IP, 2 ER) in 13 May appearances and a 1.54 ERA (11.2 IP, 2 ER) in 12

## GAME HIGHS

### 2014

**IP:** 1.1, 5/11 at DET

**Walks:** 2, 6/3 at MIL

**SO:** 3, 2x, last 6/29 at TEX

**CG:** - -

**Save-Streak:** 10, 2x, last

6/21-8/5

**Low-Hit:** - -

### CAREER

**IP:** 8.0, 6x, last 4/19/09 vs. LAA

**Walks:** 4, 5/13/09 vs. DET

**SO:** 7, 6/30/08 vs. DET

**CG:** - -

**Save-Streak:** 14, 5/29-

7/22/13

**Low-Hit:** - -



June appearances...recorded third and fourth career saves in back-to-back appearances June 20 at Pittsburgh and June 22 at Cincinnati in Matt Capps' absence (DL)...struck out at least one batter in nine straight games (13 total) June 5-25, his third longest streak of career...made 200th career appearance August 25 at Texas...set single-season career-high with 66th appearance September 23 at Detroit...converted 12 straight save opportunities July 20-September 28, which was third best in baseball at the time...18 of final 21 appearances were scoreless August 7-October 1, posting a 1.23 ERA (22.0 IP, 3 ER) in that span...walked just one batter in final 19 appearances (67 batters-faced) August 15-October 1...struck out multiple batters on 24 occasions and three batters on six occasions...was one of just two AL relievers and seven relievers in baseball with at least 10 holds (11) and 15 saves (16), the others being Santiago Casilla (12 H, 25 S), Steve Chisek (13 H, 15 S), Heath Bell (13 H, 19 S), Jonathan Broxton (10 H, 27 S), Grant Balfour (15 H, 24 S) and Tyler Clippard (13 H, 32 S)...ranked second in baseball in saves for a left-hander (16) behind Aroldis Chapman (38)...tied for fourth in AL in games among lefties (70)...named to 2013 USA roster for World Baseball Classic.

**2011:** Made Twins Opening Day roster for second time in career and first time since 2009...did not allow a run in first 10 appearances (9.1 IP) April 1-24...allowed just one run in first 17 appearances (18.2 IP) April 1-May 13 for a 0.48 ERA in that span...struck out 13 of 31 batters faced (42%) in a seven-game span (8.0 IP) May 7-18...placed on 15-day disabled list with a right oblique strain May 22...went on rehab assignment to Triple-A Rochester June 11-16; reinstated June 17...did not allow a home run in first 47 appearances (45.1 IP) April 1-August 8, until allowing one to David Ortiz August 10 vs. Boston...walked just one batter (Paul Konerko, July 9; intentionally) in a 19-game stretch (16.2 IP) June 28-August 5...allowed just one run in a 20-game span, posting a 0.51 ERA (17.2 IP, 1 ER) June 26-August 5...allowed just two hits in an 18-game span, holding opponents to a .041 average (2-for-49), June 29-August 5...recorded first career save with 0.2 scoreless inning July 3 vs. Milwaukee...recorded second career save in next appearance July 5 vs. Tampa Bay, pitching 0.1 scoreless inning (3 pitches)...posted a three-game winning streak July 16-26...48 of 65 appearances were scoreless and allowed multiple runs on just two occasions (back-to-back appearances, August 6 vs. Chicago-AL and August 8 vs. Boston)...struck out two-plus batters in 20 of 65 appearances...posted 9.49 strikeouts-per-9.0-innings ratio...struck out at least one batter in 42 of 65 appearances...his 65 strikeouts were second most in the American League for a lefty reliever behind Chicago's Chris Sale (79), and were eighth most in baseball...his 65 appearances were sixth most for a lefty reliever in the American League...his strikeouts-per-9.0-innings ratio was 12th best in the American League for pitchers with a minimum of 50.0 innings pitched...ranked third on the Twins staff in appearances...led Twins staff in strikeouts-per-9.0-innings...was the recipient of the Joseph W. Haynes Award as the Twins Pitcher of the Year and the Charles O. Johnson Award as the Most Improved Twin, both awards voted on by the Twins Citizens Chapter of the BBWAA.

**2010:** Started season with Triple-A Rochester...had season-high nine strikeouts (5.2 innings) May 27 at Durham...recalled by Twins August 11 and made a start that same night at Chicago-AL, allowing six runs (4 earned) on five hits in 4.2 innings pitched...made three appearances out of the bullpen for the Twins before being optioned to Rochester August 27...recalled to Twins September 6...finished season at Rochester with a record of 4-9, 5.81 ERA (124.0 IP, 80 ER) with 98 strikeouts and 36 walks in 26 games (24 starts)...pitched 6.0-plus innings in six of last 11 starts for Red Wings...did not allow a run in five consecutive appearances (6.1 IP) September 7-21...earned only major league win of season, tossing 1.0 scoreless inning of relief September 21 vs. Cleveland; the win was eventual AL Central clinching victory for the Twins.

**2009:** Made Twins Opening Day roster for first time in career as Twins number four starter...tossed 8.0 innings in each of first three starts April 9-19, including first win April 19 vs. Los Angeles-AL...allowed no more than two runs in any of those first three starts, becoming first pitcher to begin a season with three straight games of at least 8.0 innings and two-or-fewer runs allowed since Pat Hentgen did it for Baltimore in 2001...no other pitcher has started a season with a three-game streak of that kind for Twins since the club relocated to Minnesota in 1961...placed on 15-day disabled list with inflammation in left elbow May 18...made two rehab starts at Single-A Ft. Myers and returned to Twins June 16...placed on 15-day disabled list August 11 with left shoulder tendinitis...finished season with Triple-A Rochester.

**2008:** Began season at Triple-A Rochester...recalled and made first major league start May 10 vs. Boston...recorded first career win May 20 vs. Texas...earned second career win May 25 at Detroit...had season-high seven strikeouts June 30 vs. Detroit...tossed season-high 8.0 innings, allowing three runs on 10 hits for third career win June 19 vs. Washington...won five straight decisions June 19-July 18...tied for first in American League in July for wins (4)...recorded five straight wins in a six start span July 29-August 27, including two 8.0-shutout inning performances vs. New York-AL August 11, and at Los Angeles-AL August 22...logged 10th win on August 17 vs. Seattle, becoming 11th Twins pitcher in history to win at least 10 games in rookie season...recorded third most wins (12) for a Twins pitcher in his rookie season, tying Francisco Liriano (2006), Jesse Crain (2005), Mark Redman (2000) and Kevin Tapani (1990)...tied Jim "Mudcat" Grant (1965) and Camilo Pascual (1965) for fifth highest single-season winning percentage (.750) all-time for a Twins starter (minimum of 20 starts), and fourth highest by a left-handed pitcher (Frank Viola, .774, 1988; Johan Santana, .769, 2004; Santana, .760, 2006)...was also the best winning percentage for a rookie pitcher...12 wins tied him for sixth in the American League for victories by a left-handed pitcher.

**2007:** Began season at Triple-A Rochester...recalled April 12...placed on 15-day disabled list with a muscle strain in left shoulder May 22...pitched in one game for GCL Twins on rehab assignment July 11...had rehab assignment transferred to Ft. Myers July 14-18...assigned to New Britain on injury rehab August 17-30...reinstated from disabled list September 11...did not allow a run in seven appearances (5.0 IP) September 12-28...ranked 14th best prospect in the Twins organization by *Baseball America* entering the 2008 season.

**2006:** Began season at Double-A New Britain and recorded first win May 19 allowing just one run in 7.0 innings...tossed a complete game shutout June 4...averaged 10.05 strikeouts-per-9.0-innings at New Britain...promoted to Rochester September 3...contract selected by Minnesota September 19...made major league debut September 21 at Boston, becoming 27th native Minnesotan to play for the Twins; pitched 1.1 scoreless innings and struck out first batter he faced in major leagues...ranked second best prospect in Twins organization by *Baseball America* entering the 2007 season.

**2005:** Began season at Single-A Ft. Myers...disabled with sprained left wrist April 15-22...had season-high 14 strikeouts June 11 at Lakeland...Twins minor league Pitcher of the Week June 11-17...tossed season-high 9.0 innings and six-hit shutout June 16 vs. Clearwater...promoted to New Britain June 23...pitched for Grand Canyon in the Arizona Fall League...ranked fourth best prospect in Twins organization by *Baseball America* entering 2006 season.

**2004:** Began season at Rookie Elizabethton...was 1-0, 2.25 ERA (12.0 IP, 3 ER) in three starts July 6-17...promoted to Quad Cities July 21...was 2-0, 1.30 ERA (34.2 IP, 5 ER) in six starts August 8-September 4...pitched season-high 7.0 innings August 19 at Ft. Wayne.

**PROFESSIONAL:** Selected by the Twins in the first round (22nd overall) of the 2004 First-Year Player Draft; signed by scout Mark Wilson.

PERKINS' PITCHING RECORD																			
YEAR	CLUB	W-L	ERA	G	GS	CG	SH	SV	IP	H	R	ER	HR	HB	BB	SO	WP	BK	BAA
2004	Elizabethhton	1-0	2.25	3	3	0	0	0	12.0	8	3	3	0	0	4	22	0	0	.186
	Quad Cities	2-1	1.30	9	9	0	0	0	48.1	33	9	7	2	3	12	49	0	0	.205
2005	Ft. Myers	3-2	2.13	10	9	2	1	0	55.0	41	14	13	2	1	13	66	2	0	.205
	New Britain	4-4	4.90	14	14	0	0	0	79.0	80	45	43	4	8	35	67	3	1	.263
2006	New Britain	4-11	3.91	23	23	2	1	0	117.1	109	60	51	11	6	45	131	3	1	.243
	Rochester	0-1	2.08	1	1	0	0	0	4.1	6	1	1	0	0	5	3	0	0	.333
	MINNESOTA	0-0	1.59	4	0	0	0	0	5.2	3	1	1	0	0	6	0	0	0	.150
2007	Rochester	0-0	1.50	1	1	0	0	0	6.0	2	1	1	1	0	1	2	0	0	.105
	MINNESOTA	0-0	3.14	19	0	0	0	0	28.2	23	10	10	2	2	12	20	2	0	.232
	New Britain	0-2	11.05	3	3	0	0	0	7.1	11	9	9	4	0	7	7	2	0	.344
	Ft. Myers	0-0	27.00	1	1	0	0	0	1.0	3	3	3	1	0	0	0	1	0	.500
	GCL Twins	0-0	1.80	3	3	0	0	0	5.0	3	1	1	0	1	2	6	1	0	.167
2008	Rochester	2-1	2.97	7	6	1	1	0	33.1	28	15	11	2	1	19	27	1	1	.220
	MINNESOTA	12-4	4.41	26	26	0	0	0	151.0	183	81	74	25	3	39	74	2	1	.301
2009	MINNESOTA	6-7	5.89	18	17	0	0	0	96.1	120	64	63	13	1	23	45	2	1	.304
	Ft. Myers	1-0	2.45	2	2	1	1	0	11.0	8	5	3	2	0	1	9	0	0	.195
	GCL Twins	0-0	0.00	1	1	0	0	0	1.0	0	0	0	0	0	0	0	0	0	.000
2010	Rochester	4-9	5.81	26	24	0	0	0	124.0	160	91	80	14	5	36	98	1	1	.309
	MINNESOTA	1-1	5.82	13	1	0	0	0	21.2	29	16	14	3	4	5	14	0	0	.337
2011	Rochester	0-0	0.00	2	1	0	0	0	3.0	4	0	0	0	0	0	2	0	0	.333
	MINNESOTA	4-4	2.48	65	0	0	0	2	61.2	55	19	17	2	1	21	65	3	0	.244
2012	MINNESOTA	3-1	2.56	70	0	0	0	16	70.1	57	25	20	8	3	16	78	3	0	.222
2013	MINNESOTA	2-0	2.30	61	0	0	0	36	62.2	43	16	16	5	3	15	77	0	0	.196
2014	MINNESOTA	4-3	3.65	63	0	0	0	34	61.2	62	29	25	7	2	11	66	3	0	.258
Minor League Totals		21-31	4.01	106	101	6	4	0	507.2	496	257	226	43	25	180	489	14	4	.254
Major League Totals		32-20	3.86	339	44	0	0	88	559.2	575	261	240	65	19	142	445	15	2	.268

PERKINS' CAREER FIELDING RECORD									
POSITION	PCT	G	PO	A	E	TC	DP	PB	
Pitcher	.959	339	15	79	4	98	3	—	

PERKINS' BATTING RECORD																
BATTING	AVG	AB	R	H	2B	3B	HR	RBI	SH	SF	HB	BB	SO	SB	CS	OBP
Career	.000	4	0	0	0	0	0	0	3	0	0	0	4	0	0	.000

PERKINS' DIVISION SERIES RECORD																			
YEAR	OPPONENT	W-L	ERA	G	GS	CG	SH	SV	IP	H	R	ER	HR	HB	BB	SO	WP	BK	BAA
2006	Oakland	0-0	0.00	1	0	0	0	0	0.1	2	0	0	0	0	0	0	0	0	.667

PERKINS' WORLD BASEBALL CLASSIC RECORD																			
YEAR	CLUB	W-L	ERA	G	GS	CG	SH	SV	IP	H	R	ER	HR	HB	BB	SO	WP	BK	BAA
2013	USA	0-0	9.00	2	0	0	0	0	2.0	3	2	2	0	0	2	2	0	0	.429

PERKINS' ALL-STAR GAME RECORD																			
YEAR	HOST	W-L	ERA	G	GS	CG	SH	SV	IP	H	R	ER	HR	HB	BB	SO	WP	BK	BAA
2013	New York-NL	DID NOT PITCH																	
2014	Minnesota	0-0	0.00	1	0	0	0	1	1.0	0	0	0	0	0	0	1	0	0	.000
TOTALS		0-0	0.00	1	0	0	0	1	1.0	0	0	0	0	0	0	1	0	0	.000

# PERKINS' DAY-BY-DAY

Date	Opp.	Dec.	IP	H	R	ER	HR	BB	SO	IR/IRS
Apr 2	@CHW	BS(1)	1.0	3	2	2	0	1	2	0/0
Apr 3	@CHW	S(1)	1.0	1	0	0	0	0	0	0/0
Apr 5	@CLE	ND	1.0	2	2	2	0	1	1	0/0
Apr 6	@CLE	S(2)	1.0	0	0	0	0	0	1	0/0
Apr 9	OAK	ND	1.0	0	0	0	0	1	2	0/0
Apr 13	KCR	S(3)	1.0	0	0	0	0	0	2	0/0
Apr 17(2)	TOR	ND	1.0	0	0	0	0	0	1	0/0
Apr 20	@KCR	ND	1.0	1	0	0	0	0	2	0/0
Apr 23	@TBR	S(4)	1.0	0	0	0	0	0	1	0/0
Apr 24	@TBR	S(5)	1.0	0	0	0	0	0	2	0/0
Apr 26	DET	S(6)	1.0	2	1	1	1	0	2	0/0
<b>APRIL TOTALS</b>		<b>0-0-6</b>	<b>11.0</b>	<b>9</b>	<b>5</b>	<b>5</b>	<b>1</b>	<b>3</b>	<b>16</b>	<b>4.09 ERA</b>
May 1(2)	LAD	ND	1.0	0	0	0	0	0	2	0/0
May 4	BAL	S(7)	1.0	1	0	0	0	0	1	0/0
May 5	@CLE	S(8)	1.0	0	0	0	0	0	2	0/0
May 9	@DET	S(9)	1.0	2	1	1	0	0	2	0/0
May 11	@DET	S(10)	1.1	0	0	0	0	0	0	1/0
May 13	BOS	W(1-0)	1.0	1	0	0	0	0	2	0/0
May 15	BOS	BS(2)	1.0	4	2	2	0	0	3	0/0
May 16	SEA	S(11)	1.0	1	0	0	0	0	0	0/0
May 17	SEA	S(12)	1.0	1	0	0	0	0	1	0/0
May 20	@SDP	S(13)	1.0	0	0	0	0	0	1	0/0
May 21	@SDP	S(14)	1.0	0	0	0	0	0	1	0/0
May 27	TEX	W(2-0)	1.0	1	0	0	0	0	0	0/0
May 30	@NYY	ND	1.0	1	0	0	0	0	2	0/0
<b>MAY TOTALS</b>		<b>2-0-8</b>	<b>13.1</b>	<b>12</b>	<b>3</b>	<b>3</b>	<b>0</b>	<b>0</b>	<b>17</b>	<b>2.03 ERA</b>
June 3	@MIL	S(15)	1.0	0	1	1	0	2	1	0/0
June 4	MIL	S(16)	1.0	0	0	0	0	0	1	0/0
June 8	HOU	ND	1.0	2	4	0	1	0	2	0/0
June 10	@TOR	ND	1.0	0	0	0	0	0	1	0/0
June 13	@DET	S(17)	1.0	1	0	0	0	0	1	0/0
June 19	CHW	S(18)	1.0	1	0	0	0	0	1	0/0
June 20	CHW	BS,W(3-0)	1.0	4	2	2	0	1	0	0/0
June 21	CHW	S(19)	1.0	2	1	1	0	0	2	0/0
June 29	@TEX	S(20)	1.0	0	0	0	0	0	3	0/0
<b>JUNE TOTALS</b>		<b>1-0-6</b>	<b>9.0</b>	<b>10</b>	<b>8</b>	<b>4</b>	<b>1</b>	<b>3</b>	<b>12</b>	<b>4.00 ERA</b>
July 2	KCR	ND	1.0	2	1	1	0	1	1	0/0
July 4	NYY	ND	1.0	0	0	0	0	0	0	0/0
July 5	NYY	ND	1.0	0	0	0	0	0	2	0/0
July 8	@SEA	S(21)	1.0	0	0	0	0	0	0	0/0
July 10	@SEA	S(22)	1.0	1	0	0	0	0	0	0/0
July 13	@COL	ND	1.0	1	0	0	0	0	1	0/0
<b>PRE-ASG TOTALS</b>		<b>3-0-22</b>	<b>39.1</b>	<b>35</b>	<b>17</b>	<b>13</b>	<b>2</b>	<b>7</b>	<b>49</b>	<b>2.97 ERA</b>
July 20	TBR	ND	1.0	1	0	0	0	0	2	0/0
July 21	CLE	S(23)	1.0	0	0	0	0	0	1	0/0
July 23	CLE	S(24)	1.0	1	0	0	0	0	2	0/0
July 26	CHW	ND	1.0	2	0	0	0	0	0	0/0
July 27	CHW	S(25)	1.0	2	0	0	0	1	2	0/0
July 29	@KCR	S(26)	1.0	2	1	1	0	0	0	0/0
<b>JULY TOTALS</b>		<b>0-0-6</b>	<b>12.0</b>	<b>12</b>	<b>2</b>	<b>2</b>	<b>0</b>	<b>2</b>	<b>11</b>	<b>1.50 ERA</b>
Aug 2	@CHW	S(27)	1.0	1	0	0	0	0	1	0/0
Aug 5	SDP	S(28)	1.0	2	0	0	0	0	0	0/0
Aug 6	SDP	BS(4)	1.0	1	1	1	0	1	0	0/0
Aug 10	@OAK	ND	1.0	0	0	0	0	0	1	0/0
Aug 11	@HOU	S(29)	1.0	1	0	0	0	0	1	0/0
Aug 13	@HOU	S(30)	1.0	0	0	0	0	0	1	0/0
Aug 16	KCR	S(31)	1.0	1	0	0	0	0	2	0/0
Aug 19	CLE	ND	1.0	0	0	0	0	0	1	0/0
Aug 21	CLE	S(32)	1.0	0	0	0	0	0	1	0/0
Aug 24	DET	ND	1.0	1	0	0	0	0	0	0/0
Aug 26	@KCR	BS,L(3-1)	0.0	2	2	2	1	0	0	0/0
Aug 28	@KCR	ND	1.0	1	0	0	0	0	1	0/0
<b>AUGUST TOTALS</b>		<b>0-1-6</b>	<b>11.0</b>	<b>10</b>	<b>3</b>	<b>3</b>	<b>1</b>	<b>1</b>	<b>9</b>	<b>2.45 ERA</b>
Sep 1	@BAL	S(33)	1.0	1	1	1	1	0	0	0/0
Sep 2	CHW	ND	1.0	1	0	0	0	1	0	0/0
Sep 4	LAA	L(3-2)	1.0	1	1	1	0	0	0	0/0
Sep 13(2)	@CHW	BS,L(3-3)	0.1	1	2	2	1	1	0	0/0
Sep 14	@CHW	S(34)	1.0	2	1	1	1	0	1	0/0
Sep 16	DET	BS,W(4-3)	1.0	3	3	3	1	0	0	0/0
<b>SEPTEMBER TOTALS</b>		<b>1-2-2</b>	<b>5.1</b>	<b>9</b>	<b>8</b>	<b>8</b>	<b>4</b>	<b>2</b>	<b>1</b>	<b>13.50 ERA</b>
<b>POST-ASG TOTALS</b>		<b>1-3-12</b>	<b>22.1</b>	<b>27</b>	<b>12</b>	<b>12</b>	<b>5</b>	<b>4</b>	<b>17</b>	<b>4.84 ERA</b>
<b>2014 TOTALS</b>		<b>4-3-34</b>	<b>61.2</b>	<b>62</b>	<b>29</b>	<b>25</b>	<b>7</b>	<b>11</b>	<b>66</b>	<b>3.65 ERA</b>



# YOHAN PINO

**HEIGHT/WEIGHT:** 6-2/190

**BORN:** 12/26/83 in Turmero, Aragua, VZ

**RESIDES:** Aragua, VZ

**ACQUIRED:** Signed as minor league free agent, 12/12/13

**M.L. SERVICE:** 48 days

**CONTRACT STATUS:** Signed thru 2014

**BATS/THROWS:** R/R

**AGE:** 30



**PERSONAL:** Yohan Jose Pino (pronounced PEEN-oh)...2002 graduate of U.E. Ramon Bastidas.

## 2014:

- Was an invite to Twins spring training, reassigned to minor league camp March 9 and began season at Triple-A Rochester.
- Split April and May between Rochester's bullpen and rotation.
- Threw 11th career complete game April 17 vs. Pawtucket, tossing 7.0 shutout innings with one hit allowed.
- Threw career complete game shutout May 3 vs. Louisville, allowing three hits and no walks.
- Went 9-1, 1.92 ERA (61.0 IP, 13 ER) with opponents hitting .187 in first 14 games (7 starts) and had contract selected by Minnesota June 19 as the Twins moved Samuel Deduno to the bullpen.
- Made major league debut in a start June 19 vs. Chicago-AL, allowing two runs on five hits in 7.0 innings pitched with seven strikeouts...according to Elias, at 30 years 175 days old, he became the oldest pitcher in Twins franchise to make his MLB debut as a starting pitcher since Jug Thesenga for the Senators at Yankee Stadium September 1, 1944; Jug was 30 years, 127 days old.
- Optioned to Triple-A Rochester June 26 (Taxi Squad) and recalled the next day.
- Earned first major league win July 10 at Seattle, allowing one run on seven hits in 5.0 innings pitched with two walks and four strikeouts...optioned back to Triple-A Rochester immediately following the start.
- Made one start for the Red Wings and was recalled July 22.
- Made five starts for the Twins July 22-August 12, posting a 6.28 ERA (28.2 IP, 20 ER) and was optioned back to Rochester as the Twins activated Ricky Nolasco from the DL.
- Recalled as "26th man" August 23 for double header with Detroit and made start in Game 1, earning the win, allowing four runs (1 earned) on six hits in 5.0 innings pitched.
- Experienced elbow soreness and was diagnosed with a slight sprain of ulnar collateral ligament and did not pitch again.
- Outrighted off 40-man roster October 13.

**2013:** Started season with Double-A Pensacola (Cincinnati) after signing as a minor league free agent January 20...posted four scoreless appearances (1 start) with 11 strikeouts, three hits allowed and no walks in 11.0 innings pitched...promoted to Triple-A Louisville April 18...recorded season-high 10 strikeouts (6.2 IP) July 3 vs. Indianapolis...went 2-0, 1.24 ERA (36.1 IP, 5 ER) with 31 strikeouts in six July games (5 starts), including a two-hit complete game shutout July 25 at Syracuse...went 1-2, 2.60 ERA (27.2 IP, 8 ER) with six saves in 15 relief appearances for the Bats and 4-5, 3.46 ERA (93.2 IP, 36 ER) with one complete games as a starter...held right-handed hitters to a .214 (60-for-281) average at Louisville and lefties to a .300 (54-for-180) average...signed as a minor league free agent with Minnesota December 12.

**2012:** Spent majority of season with Double-A New Hampshire (Toronto) but had three different stints with Triple-A Las Vegas, where he allowed 23 runs in 9.1 innings pitched over three starts...pitched two complete games — July 8 vs. New Britain (7.0 IP) and July 27 at Altoona (6.0 IP)...went 5-1, 1.89 ERA (38.0 IP, 8 ER) in six August starts for New Hampshire...recorded season-high 10 strikeouts (7.0 IP) August 29 vs. Portland...played for Tigres de Aragua in the Venezuelan Winter League, going 4-5, 4.54 ERA (41.2 IP, 21 ER) with six walks and 35 strikeouts in 27 games...declared minor league free agency following the season.

**2011:** Started season with Double-A Akron (Cleveland) and pitched in three games before being acquired by Toronto via trade in exchange for cash considerations; reported to Double-A New Hampshire...pitched complete game August 19 at New Britain, allowing three runs (2 earned) on seven hits and was dealt the loss...set season-high and tied career-high with 10 strikeouts in next start August 25 vs. Harrisburg...posted a 3.15 ERA (34.1 IP, 12 ER) with just four walks and 38 strikeouts in seven August games (5 starts).

**2010:** Spent entire season with Triple-A Columbus (Cleveland)...went 4-0, 3.60 ERA (30.0 IP, 12 ER) in first five starts April 11-May 2 and went 6-9, 6.18 ERA (118.0 IP, 81 ER) in final 21 games from May 8 on...placed on 7-day disabled list July 20 with right elbow inflammation; reinstated July 30...pitched 6.0-inning complete game August 10 at Syracuse, but was dealt the loss...recorded season-high and tied career-high with 10 strikeouts (6.0 IP) August 25 at Toledo...allowed a career-high 25 home runs, 14 by right-handers and 11 by left-handers...pitched for Aragua in Venezuelan Winter League, going 1-0, 2.61 ERA (10.1 IP, 3 ER) in six games.

**2009:** Began the season at Double-A New Britain (Minnesota)...went 5-1 with a 3.19 ERA in 32 games (4 starts) before being promoted to Triple-A Rochester July 20...made eight starts for the Red Wings, going 2-2, 2.82 ERA (51.0 IP, 16 ER)...was Player to Be Named Later in a trade to Cleveland in exchange for right-handed pitcher Carl Pavano which originally took place August 7; was officially traded to Cleveland August 28...combined to go 7-3, 3.03 ERA (113.0 IP, 38 ER) in 40 games (12 starts) between both levels of Minnesota organization at time of trade...the 3.03 ERA was

## GAME HIGHS

### 2014

**IP:** 7.0, 6/29 vs. CWS  
**Walks:** 2, 4x, last 8/23 vs. DET  
**SO:** 7, 2x, last 8/12 at HOU  
**CG:** --  
**Win Streak:** 1, 2x, last 8/23  
**Low-Hit:** --

### CAREER

**IP:** 7.0, 6/29/14 vs. CWS  
**Walks:** 2, 4x, last 8/23/14 vs. DET  
**SO:** 7, 2x, last 8/12/14 at HOU  
**CG:** --  
**Win Streak:** 1, 2x, last 8/23/14  
**Low-Hit:** --



the sixth lowest in the Twins system at the time of the trade...made two starts for Triple-A Columbus...combined to go 9-3, 2.83 ERA (127.0 IP, 40 ER) with opponents hitting .232 (110-for-475), 29 walks and 122 strikeouts in 42 games (14 starts) overall on the season...pitched 14 games for Aragua in the VWL, going, 3-3, 3.65 ERA (56.2 IP, 23 ER).

**2008:** Spent entire season at Double-A New Britain...posted a 1.80 ERA (25.0 IP, 5 ER) in six April games (4 starts)...placed on 7-day disabled list May 16-June 10 with a right shoulder strain...posted a 2.60 ERA (17.1 IP, 5 ER) in eight relief appearances and 4.91 ERA (91.2 IP, 50 ER) in 18 starts.

**2007:** Started season with Single-A Ft. Myers...named Florida State League Pitcher of the Week June 18-24, going 1-0, 0.00 ERA (15.0 IP) with 13 strikeouts...named Twins minor league Player of the Week July 6-12, after pitching a 7.0 inning no-hitter with seven strikeouts, earning the victory...promoted to New Britain July 20, where he finished the season.

**2006:** Spent second professional season with Single-A Beloit...named Midwest League All-Star...named Twins minor league Player of the Week July 28-August 4, going 2-0, 1.64 ERA (11.0 IP, 2 ER) with nine strikeouts...finished second in the minor league in wins (14) and second in Twins organization...named postseason Low-A All-Star by *Baseball America*.

**2005:** Spent first professional season with Rookie Elizabethton...named Appalachian League Pitcher of the Week August 22-29...led Appalachian League in wins (9) and was third in innings pitched (67.2).

**PROFESSIONAL:** Originally signed by Minnesota as an undrafted free agent May 12, 2004 from Venezuela.

PINO'S PITCHING RECORD																		
YEAR	CLUB	W-L	ERA	G	GS	CG	SH	SV	IP	H	R	ER	HR	HB	BB	SO	WP	BK BAA
2004	DSL Twins	10-1	0.53	13	12	3	3	0	85.2	49	12	5	0	8	5	81	5	0.161
2005	Elizabethton	9-2	3.72	12	12	1	0	0	67.2	68	31	28	3	2	13	64	3	0.255
2006	Beloit	14-2	1.91	42	7	0	0	3	94.0	69	25	20	4	1	20	99	1	1.198
2007	Ft. Myers	4-3	1.73	19	9	1	1	0	67.2	47	14	13	2	3	17	64	2	0.192
	New Britain	2-4	5.13	9	8	0	0	0	47.1	57	28	27	6	2	9	40	0	0.302
2008	New Britain	7-7	4.54	26	18	0	0	0	109.0	115	58	55	16	9	37	76	3	0.274
2009	New Britain	5-1	3.19	32	4	0	0	0	62.0	61	24	22	4	5	16	64	2	0.257
	Rochester	2-2	2.82	8	8	0	0	0	51.0	37	18	16	5	1	11	44	0	1.199
	Columbus	2-0	1.29	2	2	0	0	0	14.0	12	2	2	0	0	2	14	1	0.231
2010	Columbus	10-9	5.75	26	26	1	0	0	145.2	175	101	93	25	9	47	114	3	0.294
2011	Akron	0-0	0.00	2	0	0	0	0	1.1	2	0	0	0	0	0	2	0	0.400
	Las Vegas	0-0	10.80	1	0	0	0	0	1.2	2	2	2	0	0	2	0	0	0.286
	New Hampshire	4-8	4.14	36	10	1	0	0	95.2	90	47	44	15	3	14	104	3	0.245
2012	Las Vegas	0-2	22.18	3	3	0	0	0	9.1	29	23	23	1	0	3	8	0	0.518
	New Hampshire	10-8	3.56	25	22	2	0	0	134.0	122	58	53	17	7	29	111	4	0.238
2013	Pensacola	0-0	0.00	4	1	0	0	0	11.0	3	0	0	0	0	0	11	0	0.086
	Louisville	5-7	3.26	31	16	1	1	6	121.1	114	52	44	7	1	30	107	2	1.247
2014	Rochester	10-2	2.46	16	9	2	2	0	73.0	47	21	20	9	3	24	72	3	1.180
	MINNESOTA	2-5	5.07	11	11	0	0	0	60.1	66	37	34	8	1	14	50	2	0.278
Minor League Totals		84-57	3.76	294	155	9	5	9	1105.2	1050	504	462	114	46	274	994	27	4.247
Major League Totals		2-5	5.07	11	11	0	0	0	60.1	66	37	34	8	1	14	50	2	0.278

PINO'S CAREER FIELDING RECORD								
POSITION	PCT	G	PO	A	E	TC	DP	PB
Pitcher	1.000	11	6	6	0	12	0	—

PINO'S DAY-BY-DAY										
Date	Opp.	Dec.	IP	H	R	ER	HR	BB	SO	IR/IRS
June 19	CHW	ND	7.0	5	2	2	0	1	7	
June 25	@LAA	L(0-1)	3.0	7	5	5	0	1	2	
June 30	KCR	L(0-2)	5.2	7	4	4	1	1	3	
JUNE TOTALS			0-2	15.2	19	11	1	3	12	6.32 ERA
July 5	NYN	ND	6.0	3	1	1	0	2	3	
July 10	@SEA	W(1-2)	5.0	7	1	1	1	2	4	
PRE-ASG TOTALS			1-2	26.2	29	13	2	7	19	4.39 ERA
July 22	CLE	L(1-3)	6.1	7	4	4	1	0	5	
July 27	CHW	ND	6.0	4	2	2	0	1	6	
JULY TOTALS			1-1	23.1	21	8	2	5	18	3.09 ERA
Aug 2	@CHW	ND	6.1	7	4	4	1	2	5	
Aug 7	@OAK	L(1-4)	5.2	6	3	3	1	1	2	
Aug 12	@HOU	L(1-5)	4.1	7	7	7	3	1	7	
Aug 23(1)	DET	W(2-5)	5.0	6	4	1	0	2	6	
AUGUST TOTALS			1-2	21.2	26	18	5	6	20	6.33 ERA
POST-ASG TOTALS			1-3	33.2	37	24	6	7	31	5.61 ERA
2014 TOTALS			2-5	60.1	66	37	8	14	50	5.07 ERA



# JOSMIL PINTO

**HEIGHT/WEIGHT:** 5-11/210

**BORN:** 3/31/89 in Valencia, VZ

**RESIDES:** San Joaquin, VZ

**ACQUIRED:** Signed as an undrafted free agent, 2/14/06

**M.L. SERVICE:** 131 days

**CONTRACT STATUS:** Signed thru 2014

**BATS/THROWS:** R/R

**AGE:** 25



**PERSONAL:** Josphil Oswaldo Pinto (pronounced HOSE-meel PEEN-toe)...attended school at (U.E.) Franciscana Kumbaya in Venezuela.

## 2014:

- Made Twins Opening Day roster for first time in career.
- Homered in first game of season April 3 at Chicago-AL and recorded three home runs in first eight games.
- Recorded 17 walks in April, the most among rookies in baseball, tied for 11th most among all players in baseball...set a Twins all-time rookie record for walks in April.
- Reached safely in 16 straight April 10-30, posting a .449 on-base percentage in that span.
- Hit safely in season-high five straight with Twins May 7-16.
- Optioned to Triple-A Rochester June 11; had seven home runs at the time, third most among AL rookies.
- Hit grand slam in second game for Rochester June 14 vs. Lehigh Valley, the third of his minor league career...hit another grand slam July 27 vs. Indianapolis, fourth of career.
- Placed on 7-day disabled list June 25, with left hip flexor strain; reinstated July 8.
- Reached safely in 20 straight with Rochester July 10-August 3.
- Hit .306 (33-for-108) with 10 doubles, 16 RBI and 11 walks in 30 August games.
- Hit .317 (19-for-60) with nine extra-base hits (2 home runs) off left-handed pitching and .264 (39-for-148) with 15 extra-base hits (4 home runs) against right-handed pitching at Rochester.
- Hit .310 (27-for-87) with eight doubles, one triple, one home run and 13 RBI in final 25 games for Rochester and was recalled September 2.

**2013:** Participated in his first Twins major league spring training and was optioned March 11...began season with Double-A New Britain...recorded two homer game April 10 at Harrisburg...hit safely in 16 straight games June 25-July 13...named Eastern League Postseason All-Star and played in Eastern League All-Star game for the East, going 2-for-4 with a double as the designated hitter...promoted to Triple-A Rochester August 1 and played in 19 games...hit .309 (141-for-456) with 32 doubles, 15 home runs, 74 RBI and 10 three-hit games in 126 games between Triple-A and Double-A combined...recalled by Minnesota August 31...made major league debut September 1 at Texas, going 2-for-4 with an RBI-double and a run scored...first major league hit September 1 at Texas, a double off Travis Blackley...recorded first four-hit game and drew a walk September 3 at Houston in his second major league game, becoming the third Twin to record four hits in either their first or second career game, the previous two being Kirby Puckett May 8, 1984 at California (1st game) and Wilson Ramos May 2, 2010 at Cleveland (1st game)...recorded 13 hits in first 23 at-bats with five doubles...in Twins history, only Kirby Puckett in 1984 had more hits (16) in his first seven games than Pinto's 13; Pinto's five doubles marked the most for any player in club history...according to Elias, since 1980, only one player has had at least 20 at-bats and a higher batting average than Pinto (.565 average) in his first seven games; Cincinnati's Jay Bruce was 15-for-26 (.577) at that point of his career...hit safely in 15 of 21 games with the Twins...led all AL rookies in batting average (.342) in September, tied for first in home runs (4), third in hits (26) and RBI (12) and tied for fourth in doubles (5) during the month...named catcher on MiLB.com Twins organizational All-Star team...named minor league All-Star and Double-A All-Star by *Baseball America*.

**2012:** Began season with Single-A Ft. Myers...batted .392 (31-for-79) in 20 July games and .356 (21-for-59) in 16 August games...hit five home runs in 10-game span July 25-August 4...named Florida State League All-Star selection and *Baseball America* High Class-A All-Star...promoted to Double-A New Britain August 22...hit safely in 10 of 12 games for the Rock Cats...batted .295 (117-for-396) with 26 doubles, 14 home runs and 60 RBI in 105 games between the two levels combined...named catcher on MiLB.com Twins organizational All-Star team...added to Twins 40-man roster in November.

**2011:** Began season with Single-A Beloit, playing in nine games...promoted to Single-A Ft. Myers May 4...had season-high seven-game hitting streak July 22-31...batted .301 (25-for-83) against left-handed pitchers...played eight games for Tigres de Aragua in the Venezuelan Winter League.

**2010:** Spent entire season with Single-A Beloit, finishing fourth on team in home runs (10)...hit two home runs with season-high four RBI June 4 at Ft. Wayne...had season-high 10-game hitting streak August 21-September 1...played one game for Tigres de Aragua of the Venezuelan Winter League.

**2009:** Spent season with Rookie Elizabethton...named Twins minor league Player of the Week August 28, batting .357 (10-for-28) with six runs, eight RBI, two home runs and two doubles in six games...named Appalachian League Postseason All-Star...led Appalachian League in slugging percentage (.610) and home runs (13), second in extra base hits (31) and RBI (55), and was fifth in batting average (.332).

## GAME HIGHS

### 2014

**Hits:** 2, 8x, last 9/5 vs. LAA  
**HR:** 1, 7x, last 5/24 at SF  
**RBI:** 2, 2x, last 4/17 vs. TOR  
**Grand Slams:** --  
**Hit-Streak:** 5, 5/7-16  
**SB:** --

### CAREER

**Hits:** 4, 9/3/13 at HOU  
**HR:** 1, 11x, last 5/24/14 at SF  
**RBI:** 3, 9/15/13 vs. TB  
**Grand Slams:** --  
**Hit-Streak:** 5, 3x, last 5/7-16/14  
**SB:** --



**2008:** Spent season at GCL Twins...batted .329 (28-for-85) with nine doubles, three triples, one home run, 14 RBI and 14 runs scored in 24 games...batted .350 (21-for-60) against right-handed pitching and .280 (7-for-25) against left-handed pitching.

**2007:** Played second professional season with DSL Twins...recorded 33 hits and 29 walks in 181 plate appearances.

**2006:** Played first professional season with VSL Twins...batted .293 (17-for-58) against left-handed pitchers.

**PROFESSIONAL:** Signed by the Twins as an undrafted free agent February 14, 2006; signed by Twins scout Jose Leon.

PINTO'S PLAYING RECORD																			
YEAR	CLUB	AVG	G	AB	R	H	2B	3B	HR	RBI	SH	SF	HB	BB	SO	SB	CS	E	OBP
2006	VSL Twins	.251	53	195	25	49	7	1	3	30	1	2	1	25	27	3	3	9	.336
2007	DSL Twins	.193	54	171	18	33	8	1	1	23	2	2	6	29	23	3	1	8	.327
2008	GCL Twins	.329	24	85	14	28	9	3	1	14	0	0	0	9	14	1	0	7	.394
2009	Elizabethhton	.332	53	205	34	68	14	2	13	55	0	4	2	19	39	0	1	3	.387
2010	Beloit	.225	100	347	60	78	21	1	10	54	2	6	5	32	67	2	3	10	.295
2011	Beloit	.250	9	32	4	8	3	0	1	9	0	2	0	2	10	0	0	1	.278
	Ft. Myers	.262	64	221	21	58	11	1	5	32	0	1	2	12	36	1	0	1	.305
2012	Ft. Myers	.295	93	349	45	103	22	2	12	51	0	5	0	39	63	0	0	5	.361
	New Britain	.298	12	47	8	14	4	1	2	9	0	0	1	4	10	0	0	0	.365
2013	New Britain	.308	107	386	59	119	23	1	14	68	0	0	3	64	71	0	2	5	.411
	Rochester	.314	19	70	6	22	9	0	1	6	0	2	1	2	12	0	0	2	.333
	MINNESOTA	.342	21	76	10	26	5	0	4	12	0	0	1	6	22	0	0	2	.398
2014	Rochester	.279	60	208	24	58	17	1	6	35	0	1	2	31	37	0	1	2	.376
	MINNESOTA	.219	57	169	25	37	8	0	7	18	0	3	1	24	50	0	1	5	.315
Minor League Totals		.275	648	2316	318	638	148	14	69	386	5	25	23	268	409	10	11	60	.353
Major League Totals		.257	78	245	35	63	13	0	11	30	0	3	2	30	72	0	1	7	.339

PINTO'S CAREER FIELDING RECORD							
POSITION	PCT	G	PO	A	E	TC	PB
Catcher	.977	46	285	12	7	304	4

ROBERTO CLEMENTE AWARD

Since 1971, Major League Baseball has annually presented an award that recognizes a player who best exemplifies the game of baseball through sportsmanship, community involvement and positive contributions to his team.

In 1973, following the tragic death of Roberto Clemente, the award was named to honor the man whose spirit and goodwill will always be remembered. The 12-time All-Star and Hall of Famer was killed in a plane crash in 1972 delivering food and medical supplies to earthquake victims in Nicaragua. The award recognizes those individuals who truly understand the value of helping others.

A panel of baseball dignitaries, including Vera Clemente and Commissioner Allan H. (Bud) Selig, annually selects the winner from a list of 30 candidates, one from each Major League Baseball Club. The winner of the national Roberto Clemente Award is announced during a pre-game ceremony at the World Series. Past winners include Jamie Moyer, Jim Thome, Rod Carew (Twins - 1977), Dave Winfield (Twins - 1994), Kirby Puckett (Twins - 1996), Curt Schilling, Al Leiter, Tony Gwynn, Willie Mays, Ozzie Smith, Derek Jeter, Albert Pujols, John Smoltz, and Cal Ripken, Jr.

The 2014 Minnesota Twins Roberto Clemente Award nominee was Trevor Plouffe (first career nomination).



# TREVOR PLOUFFE

**HEIGHT/WEIGHT:** 6-2/203

**BORN:** 6/15/86 in West Hills, CA

**RESIDES:** Porter Ranch, CA

**ACQUIRED:** 1st round (20th overall), 2004 First-Year Player Draft

**M.L. SERVICE:** 3 years, 162 days

**CONTRACT STATUS:** Signed thru 2014

**BATS/THROWS:** R/R

**AGE:** 28



**PERSONAL:** Trevor Patrick Plouffe (pronounced ploof)...wife, Olivia (Pokorny)...2004 graduate of Crespi Carmelite (CA) High School...named 2004 Collegiate Baseball News High School All-American and *USA Today* All-American.

## 2014:

- Made Twins Opening Day roster for third straight season and was in Opening Day lineup for second straight season, playing third base and batting sixth March 31 at Chicago-AL.
- Hit safely in first eight games March 31-April 9, which proved to be season-high, done twice, later again April 19-30.
- Hit .307 (27-for-88) with 10 doubles, 19 RBI, 15 walks and 18 runs scored in 23 April games; 10 doubles were tied for second most in the AL and 19 RBI tied for ninth.
- Tied single-season career-high with 22nd double June 6 vs. Houston; set new career-high with 23rd July 1 vs. Kansas City.
- Placed on 15-day disabled list June 15 with inflammation between ninth rib and costal cartilage on left side; he suffered the injury diving for a ball the previous game.
- Tied career-high with four hits August 2 at Chicago-AL, two doubles and two singles.
- Hit 37th double August 24 vs. Detroit, tying Corey Koskie (2001 and 2002) for first on Twins all-time doubles list for primary third basemen...hit 38th double August 27 at Kansas City, passing Koskie and moving to sole possession of first on that list.
- Named Co-American League Player of the Week with teammate Danny Santana for the period ending August 24, both players first career honor...batted .367 (11-for-30) with five doubles, two home runs, 10 RBI and six runs scored; his five doubles were tied for most in baseball during the week...he and Santana were the second and third Twins to win award this season, joining Chris Colabello - April 7.
- Hit the 10,000th home run in Twins (since 1961) and Washington Senators (1901-60) franchise history August 29 at Baltimore; coincidentally, hit the 9,999th seven days earlier August 22 vs. Detroit, also hit the 10,001st August 31 at Baltimore.
- Hit .317 (33-for-104) with 10 doubles, five home runs and 24 RBI in 26 August games; 24 RBI were tied for third most in the AL, while 10 doubles were tied for fourth most.
- Hit 40th double September 5 vs. Los Angeles-AL, becoming the 18th different Twin to hit 40 doubles in a season (20th time), first since 2010 when Delmon Young (46) and Joe Mauer (43) did it.
- Tied season and career-high with four hits September 23 vs. Arizona, all singles.
- Suffered fractured left forearm September 24 vs. Arizona when A.J. Pollack slid into his wrist at third base, missed remainder of season.... had surgery to repair arm September 29.
- Set career-highs in hits (134), doubles (40), triples (2), RBI (80), runs scored (69), walks (53), games (136), at-bats (520) and total bases (220).
- Finished tied for fourth in the AL in doubles and tied for seventh in baseball.
- Among AL third basemen, ranked first in doubles, fourth in RBI and walks and fifth in runs scored and total bases.
- Named Twins nominee for the 2014 Hank Aaron Award.

**2013:** Started first ever Opening Day, playing third base and batting sixth April 1 vs. Detroit...tied career-high with three hits May 8 at Boston; also drove in three runs on the night...hit safely in eight straight May 12-21 prior to landing on 7-day disabled list with a concussion, he suffered while sliding into the leg of Dan Uggla at second base May 21 at Atlanta...was reinstated from 7-day DL May 30, strained his left calf that same day and placed on 15-day DL...played four games for Triple-A Rochester on rehab assignment and was reinstated June 14...hit safely in 21 of 22 games May 12-June 30, including a season-high 12-game hitting streak June 18-30...recorded first career four-hit game (6 at-bats), including a home run, September 3 at Houston...hit 20th double September 6 vs. Toronto, setting a single-season career-high...hit .330 (34-for-103) in 27 September games; his 34 hits were tied for third most in the AL...ranked fourth on the Twins in hits (121) and RBI (52), and tied for third in home runs (14).

**2012:** Made Twins Opening Day roster for first time in career...drew 13 walks in 18-game span April 17-May 14...tied career-high with four RBI June 9 vs. Chicago-NL...also set single-season career-high with ninth home run...homered in four straight games June 12-15, the longest streak for a Twins player since Jim Thome September 4-11, 2010...set Twins all-time single-season Interleague home run record, hitting his eighth, passing Torii Hunter (7 in 2005), June 15 vs. Milwaukee (finished with 9)...had first two career two-homer games — June 15 vs. Milwaukee and July 1 vs. Kansas City...set career-high with three walks June 16 vs. Milwaukee...hit one home run in first 22 games April 6-May 14, but hit 18 homers in next 39 games May 16-July 3...batted .327 (32-for-98) with 11 home runs, 21 RBI, 22 runs scored and a .735 slugging percentage

## GAME HIGHS

### 2014

**Hits:** 4, 2x, last 9/23 vs. ARI

**HR:** 1, 14x, last 9/14 at CWS

**RBI:** 3, 5x, last 8/13 at BAL

**Grand Slams:** - -

**Hit-Strike:** 8, 2x, last 4/19-30

**SB:** 1, 2x, last 9/4 vs. LAA

### CAREER

**Hits:** 4, 3x, last 9/23/14 vs. ARI

**HR:** 2, 2x, last 7/1/12 vs. KC

**RBI:** 4, 3x, last 8/29/12 vs. SEA

**Grand Slams:** - -

**Hit-Strike:** 17, 6/30-

7/19/12

**SB:** 1, 8x, last 9/4/14 vs. LAA



in 26 June games...his slugging percentage ranked second in American League and his home runs were tied for second over that same span... hit safely in career-high 17 games June 30 (Game 1)-July 19, batting .328 (22-for-67) in that span...placed on 15-day disabled list with bruised right thumb July 27...returned from rehab at Triple-A Rochester and reinstated August 13...hit 20th home run August 29 vs. Seattle, becoming first Twin to have 20-plus homers in rookie or year-after-rookie season since Marty Cordova won the AL Rookie of the Year Award with 24 home runs in 1995, according to Elias...finished second on the team in home runs with 24, 18 being solo shots; hit 12 homers off lefties and righties each.

**2011:** Participated in Twins major league spring training and was optioned March 19; started season with Triple-A Rochester...played in 21 games for Red Wings, batting .282 (22-for-78) with four doubles, six home runs and 13 RBI...recalled by Twins May 4...hit home run in first major league at-bat of the season, a solo shot off Tim Wakefield May 6 at Boston...homered in consecutive games May 19 at Oakland and May 20 at Arizona...optioned to Triple-A Rochester as Twins called up outfielder Brian Dinkelman June 2...batted .333 (38-for-114) with seven doubles, nine home runs and 20 RBI in 30 games with Red Wings...recalled by Twins July 14...started first career game in the outfield (right field) July 15 vs. Kansas City...posted two career-high seven-game hitting streaks — August 10-20 and again August 28-September 4...recorded career-high four RBI September 3 at Los Angeles-AL...had game-winning walk-off single in Twins final game of season (1-0) in bottom of ninth inning September 28 vs. Kansas City...played five different positions defensively — 45 games at shortstop, 17 games at second base (15 starts), 11 games in right field (9 starts), three games in left field (2 starts) and one game at first base...his eight doubles in September set Twins rookie record for most doubles in the month...combined to bat .268 (128-for-478) with 29 doubles, four triples, 23 home runs, 64 RBI and 80 runs scored in 132 games between Triple-A Rochester and Minnesota...his 23 home runs led the Twins organization and his 234 total bases ranked fourth.

**2010:** Participated in Twins major league spring training and was optioned March 19; started season with Triple-A Rochester and played in 39 games for Red Wings before being recalled May 21...made major league debut, starting at shortstop, May 21 vs. Milwaukee...went 2-for-5 in that game with a double, a run scored and two RBI; singled off Dave Bush for first major league hit...played in three games for Twins (all in the Milwaukee series May 21-23) before being optioned to Rochester May 25; recalled, June 11...played in four games before being optioned again June 19; recalled July 30...hit first career home run August 7 at Cleveland, a solo shot off Fausto Carmona...optioned to Rochester August 10; recalled September 1...appeared in 12 games for Twins in September, almost exclusively as a pinch-runner...hit second career major league home run October 1 vs. Toronto...finished season with 17 home runs between Rochester and Minnesota...named to MiLB.com's Twins organizational All-Star team...ranked 24th best prospect in Twins organization by *Baseball America* entering 2011 season.

**2009:** Participated in his first Twins major league spring training and was optioned March 17; spent entire season at Triple-A Rochester...was youngest member of Red Wings Opening Day roster (22)...hit first inning grand slam May 24 at Norwich...had two-run walk-off home run June 2 vs. Gwinnett...went 4-for-4 with a double and a home run August 29 vs. Buffalo...hit .314 (27-for-86) with 12 RBI and 18 runs scored in 27 games in August...batted .538 (7-for-13) with bases loaded...his 10 home runs were most he had in a season since 2005 when he hit 13 for Beloit...played 118 games for Red Wings, including 112 at shortstop...led all International League shortstops in total chances (542), putouts (86), errors (26) and double plays (84)...ranked 24th best prospect in the Twins organization by *Baseball America* entering 2010 season.

**2008:** Began season at Double-A New Britain...recorded first four-hit game of season, driving in four and scoring three runs April 12 at Portland...had four straight multi-hit games April 20-23...promoted to Rochester June 13...finished with 20 multi-hit games for Red Wings...played 32 games at third base, 20 games at second base and 12 games at shortstop for Rochester...hit .307 (39-for-127) off lefties between Double-A and Triple-A...ranked 13th best prospect in Twins organization by *Baseball America* entering the 2009 season.

**2007:** Spent entire season at Double-A New Britain...had four-hit game April 26 vs. Portland...named Twins minor league Player of the Week April 27-May 3, hitting .476 (10-for-21) with two doubles, two home runs and five RBI...had second four-hit game of season May 28 at Harrisburg...named Eastern League Player of the Week May 28-June 3 while hitting .441 (15-for-34) with five doubles, one home run, eight runs and six RBI...hit safely in 12 straight games June 18-28...hit .325 (38-for-117) with four home runs, 15 RBI, five doubles, two triples and 17 runs scored in 28 June games...was second on club in hits (136) and third in league in doubles (37)...participated in the Arizona Fall League, hitting .280 (14-for-50) in 15 games for the Phoenix Desert Dogs...tied for 11th in all of minors with 15 sacrifice hits...ranked 10th best prospect in the Twins organization by *Baseball America* entering the 2008 season.

**2006:** Spent entire season at Single-A Ft. Myers...had nine-game hit-streak June 11-26, including first home run June 20 vs. Lakeland...led club in doubles (26), and was third in hits (112) and runs scored (60).

**2005:** Spent entire season at Single-A Beloit...hit first home run April 10 vs. Quad Cities...hit safely in nine straight games June 9-17, batting .382 (13-for-34) with two home runs, six RBI, and five runs scored...had first four-hit game July 4 at Wisconsin...had four straight multi-hit games July 14-17, including two three-hit games...hit four home runs in six-game span July 30-August 4...finished season with 15 multi-RBI games...ranked second on club in home runs (13), third in runs scored (58) and games (127), and fourth in hits (104)...ranked 12th best prospect in the Midwest League by *Baseball America*...ranked eighth best prospect in the Twins organization by *Baseball America* entering the 2006 season.

**2004:** Played 60 games at Rookie Elizabethton and hit safely in 48 of those contests...had three-hit game June 26 vs. Princeton with one home run and two RBI...had nine-game hit-streak July 31-August 9, including four-hit game August 4 vs. Danville...hit safely in 13 of last 14 games played, including four-hit game on last day of season August 29 at Princeton...was second on club in hits (67)...ranked sixth best prospect in Appalachian League by *Baseball America*.

**PROFESSIONAL:** Selected by the Twins in the first round (20th overall) of the 2004 First-Year Player Draft; signed by Twins scout Bill Mele.

# PLOUFFE'S PLAYING RECORD

YEAR	CLUB	AVG	G	AB	R	H	2B	3B	HR	RBI	SH	SF	HB	BB	SO	SB	CS	E	OBP
2004	Elizabethhton	.283	60	237	29	67	7	2	4	28	2	3	3	19	34	2	1	16	.340
2005	Beloit	.223	127	466	58	104	18	0	13	60	5	7	4	50	78	8	4	35	.300
2006	Ft. Myers	.246	125	455	60	112	26	4	4	45	2	5	4	58	93	8	5	29	.333
2007	New Britain	.274	126	497	75	136	37	2	9	50	15	3	2	38	89	12	7	32	.326
2008	New Britain	.269	58	227	32	61	17	3	3	21	3	0	3	16	43	4	2	7	.325
	Rochester	.256	66	250	34	64	17	3	6	39	5	3	0	14	47	1	1	11	.292
2009	Rochester	.260	118	430	53	112	23	5	10	60	4	7	2	34	68	3	6	26	.313
2010	Rochester	.244	102	402	53	98	22	4	15	49	8	2	6	27	90	5	5	12	.300
	MINNESOTA	.146	22	41	7	6	1	0	2	6	2	1	0	0	14	0	0	1	.143
2011	Rochester	.313	51	192	33	60	11	3	15	33	1	3	3	21	39	3	1	5	.384
	MINNESOTA	.238	81	286	47	68	18	1	8	31	2	3	4	25	71	3	3	12	.305
2012	Rochester	.000	2	8	0	0	0	0	0	0	0	0	0	1	2	0	0	0	.111
	MINNESOTA	.235	119	422	56	99	19	1	24	55	0	2	4	37	92	1	3	19	.301
2013	Rochester	.333	4	15	3	5	0	0	1	3	0	0	0	2	3	0	0	1	.412
	MINNESOTA	.254	129	477	44	121	22	1	14	52	1	4	6	34	112	2	1	13	.309
2014	MINNESOTA	.258	136	520	69	134	40	2	14	80	0	5	4	53	109	2	1	14	.328
Minor League Totals		.258	839	3179	430	819	178	26	80	388	45	33	27	280	586	46	32	174	.320
Major League Totals		.245	487	1746	223	428	100	5	62	224	5	15	18	149	398	8	8	59	.309

# PLOUFFE'S CAREER FIELDING RECORD

POSITION	PCT	G	PO	A	E	TC	DP	PB
Third Base	.952	342	264	600	44	908	64	—
Shortstop	.944	55	86	132	13	231	38	—
Outfield	.979	30	44	3	1	48	1	—
Second Base	.989	23	39	48	1	88	13	—
First Base	1.000	6	16	0	0	16	2	—
Totals	.954	456	449	783	59	1291	118	—



# JORGE POLANCO

**HEIGHT/WEIGHT:** 5-11/165 **BATS/THROWS:** S/R  
**BORN:** 7/5/93 in San Pedro de Macoris, DR **AGE:** 21  
**RESIDES:** Santo Domingo, DR  
**ACQUIRED:** Signed as an undrafted free agent, 7/6/09  
**M.L. SERVICE:** 7 days  
**CONTRACT STATUS:** Signed thru 2014



**PERSONAL:** Jorge Luis Polanco...signed out of San Pedro de Macoris, Dominican Republic one day after 16th birthday.  
**2014:**

- Optioned from Twins spring training to Single-A Ft. Myers March 9.
- Hit .327 (32-for-98) with six doubles, two home runs, 15 RBI and 20 runs scored in 25 April games.
- Hit safely in 16 straight games May 1-19.
- Named Florida State League Player of the Week June 16-22, hitting .444 (12-for-27) with one double, one triple, one home run, three RBI and four runs scored in seven games for the Miracle.
- Recalled by Minnesota June 26 when the Twins placed Yohan Pino on the DL.
- Made major league debut June 26 at Los Angeles-AL, entering game as pinch hitter and drew a walk on four pitches, eventually came around to score...at 20 years and 356 days old, he became the youngest Twin to debut since Joe Mauer at 20 years, 352 days.
- Recorded first major league hit June 27 at Texas, tripling off Joaquin Soria, also driving in two runs...according to Stats, LLC, he became the third player in Twins history to record a triple as first major league hit and the first since Jimmie Hall on April 16, 1963; the first was Bernie Allen on April 10, 1962 versus the Kansas City A's.
- Optioned to Single-A Ft. Myers June 30 when the Twins activated Trevor Plouffe.
- Recorded five-hit game for Miracle July 18 at Dayton.
- Recalled again for a day July 24 when the Twins traded Kendrys Morales to Seattle, optioned to New Britain July 25.
- Hit first Double-A home run August 27 at Binghamton.
- Hit .347 (25-for-72) with three doubles, 13 RBI, 11 runs scored and a .413 on-base percentage in his final 19 games for Rock Cats.

**2013:** Played entire season with Single-A Cedar Rapids and hit two-run homer in first at-bat of the season April 4 vs. Beloit...hit .341 (30-for-88) in 22 April games, highest monthly average in 2013; hit safely in 17 of the 22 games with nine being multi-hit games...named Twins minor league Player of the Week May 3, batting .429 (12-for-28) with three doubles and 10 RBI in seven games...named Midwest League Midseason All-Star...named Twins minor league Player of the Week June 28, recording 11 RBI in five games June 22-27, hitting .500 (12-for-24) during that span...ended season with 12-game hitting streak August 6-September 2, hitting .327 (16-for-49) with six doubles in that span...finished the season sixth in the Midwest League batting average (.308)...ranked 20th best prospect in Midwest League...played for Leones del Escogido in the Dominican Winter League following the season...added to Twins 40-man roster November 20...named shortstop on MiLB.com Twins organizational All-Star team...named 10th best prospect and best strike-zone discipline in the Twins system by *Baseball America* entering 2014.

**2012:** Florida State League Player of the Week July 9-15...named second baseman on MiLB.com Twins organizational All-Star team.

**2011:** Played entire season with GCL Twins...ranked 28th best prospect in Twins organization by *Baseball America* entering 2012.

**2010:** Began season in the Dominican Summer League...transferred to Gulf Coast League July 5...rated the best defensive infielder in the Twins system by *Baseball America* for the second consecutive season...ranked 17th best prospect in Twins organization by *Baseball America* entering 2011.

**2009:** Rated the best defensive infielder in the Twins system by *Baseball America* entering 2010.

**PROFESSIONAL:** Signed by the Twins as an undrafted free agent July 6, 2009; signed by scout Fred Guerrero.

## POLANCO'S PLAYING RECORD

YEAR	CLUB	AVG	G	AB	R	H	2B	3B	HR	RBI	SH	SF	HB	BB	SO	SB	CS	E	OBP
2010	DSL Twins	.250	18	60	5	15	2	0	0	7	0	2	0	6	9	1	3	12	.309
	GCL Twins	.223	34	103	12	23	5	0	1	12	2	2	0	12	9	2	4	7	.299
2011	GCL Twins	.250	51	172	21	43	8	3	1	16	2	1	3	15	24	6	4	13	.319
2012	Elizabethton	.318	51	173	35	55	15	2	5	27	3	5	3	20	26	6	3	8	.388
2013	Cedar Rapids	.308	115	465	76	143	32	10	5	78	3	10	3	42	59	4	4	18	.362
2014	Ft. Myers	.291	94	378	61	110	17	6	6	45	1	6	1	46	60	10	8	26	.364
	New Britain	.281	37	146	13	41	6	0	1	16	2	0	0	9	28	7	3	12	.323
	MINNESOTA	.333	5	6	2	2	1	1	0	3	0	0	0	2	2	0	0	0	.500
	Minor League Totals	.287	400	1497	223	430	85	21	19	201	13	26	10	150	215	36	29	96	.351
	Major League Totals	.333	5	6	2	2	1	1	0	3	0	0	0	2	2	0	0	0	.500

## POLANCO'S CAREER FIELDING RECORD

POSITION	PCT	G	PO	A	E	TC	DP	PB
Shortstop	1.000	4	3	6	0	9	3	—

## GAME HIGHS

### 2014

**Hits:** 1, 2x, last 6/29 at TEX  
**HR:** --  
**RBI:** 2, 6/27 at TEX  
**Grand Slams:** --  
**Hit-Strike:** 1, 2x, last 6/29  
**SB:** --

### CAREER

**Hits:** 1, 2x, last 6/29/14 at TEX  
**HR:** --  
**RBI:** 2, 6/27/14 at TEX  
**Grand Slams:** --  
**Hit-Strike:** 1, 2x, last 6/29/14  
**SB:** --





# RYAN PRESSLY

**HEIGHT/WEIGHT:** 6-3/205  
**BORN:** 12/15/88 in Dallas, TX  
**RESIDES:** Highland Village, TX  
**ACQUIRED:** Selected in Rule 5 Draft from Boston, 12/6/12  
**M.L. SERVICE:** 1 year, 68 days  
**CONTRACT STATUS:** Signed thru 2014

**BATS/THROWS:** R/R  
**AGE:** 25



**PERSONAL:** Thomas Ryan Pressly...2007 graduate of Marcus (TX) High School.

## 2014:

- Optioned from Twins spring training to Triple-A Rochester March 24.
- Posted a 2.04 ERA (17.2 IP, 4 ER) with one save in nine May games.
- Recorded at least one strikeout in 24 straight games April 26-July 8, fanning 45 in 42.1 innings during that time.
- Did not allow home run in first 25 appearances (43.0 IP) April 6-June 20; first home run allowed to Jose Pirela June 24 at Scranton/Wilkes-Barre.
- Converted six of seven save opportunities for the Red Wings.
- Recalled July 24 and spent rest of season with Minnesota.
- Eight of first nine appearances for the Twins were scoreless July 24-August 15, posting a 0.75 ERA in that span.
- Combined to go 3-4, 2.94 ERA (88.2 IP, 29 ER) with 29 walks and 77 strikeouts in 60 games between Rochester and Minnesota.

**2013:** Made Twins Opening Day roster, his first with a major league club...made major league debut April 4 vs. Detroit, tossing 1.0 scoreless innings with one hit allowed and one strikeout...earned first major league win May 8 at Boston, tossing a career-high 4.0 scoreless innings with two hits allowed...did not allow a home run in first 23 appearances (34.0 IP) April 4-June 22; allowed first home run June 26 at Miami to Placido Polanco...posted a 1.20 ERA (30.0 IP, 4 ER) in first 21 games April 4-June 14 with opponents hitting .200 (22-for-110)...posted ERA's of 1.69 (10.2 IP, 2 ER) in seven April games and 1.10 (16.1 IP, 2 ER) in 10 May games...appeared in 49 games, tied for eighth most for a rookie in club history; pitched 76.2 innings, sixth most for a rookie reliever in club history...ranked 10th among AL rookies in innings pitched, first among relievers — third among all MLB relievers...tied for fifth among AL rookies in appearances.

**2012:** Started season with Single-A Salem (Boston)...promoted to Double-A Portland July 15...held right-handed batters to a .190 average (11-for-58)...combined to go 7-5, 5.38 ERA (103.2 IP, 62 ER) with 36 walks and 82 strikeouts in 34 games (12 starts) between both levels...pitched for Surprise Saguaros in the Arizona Fall League, going 0-0, 3.86 ERA (14.0 IP, 6 ER) with one save, one walk and 18 strikeouts in 10 games...selected by Minnesota in the major league phase of the Rule 5 Draft (4th overall) December 6, 2012.

**2011:** Spent entire season with Single-A Salem...went 3-0, 2.33 ERA (19.1 IP, 5 ER) in four April starts...tossed at least 5.0 innings in 17 of 26 games...tied for first in Carolina League in starts (26)...led Salem in innings pitched (130.0).

**2010:** Spent entire season with Single-A Greenville (Boston)...tied for second on the club in starts (24)...ranked seventh among Red Sox minor leaguers in ERA (3.72).

**2009:** Spent entire season with Single-A Lowell (Boston)...led club in strikeouts-per-9.0-IP (9.65)...tied for first on the club in strikeouts (64), and tied for second in wins (6)...made one playoff appearance, allowing one run in 3.0 innings pitched.

**2008:** Spent first professional season with GCL Red Sox, going 1-4, 3.79 ERA (40.1 IP, 17 ER) in 10 games (9 starts)...went 0-4, 4.21 ERA (36.1 IP, 17 ER) in nine starts.

**PROFESSIONAL:** Boston's 11th round pick in the 2007 First-Year Player Draft; signed by scout Jim Robinson.

PRESSLY'S PITCHING RECORD																			
YEAR	CLUB	W-L	ERA	G	GS	CG	SH	SV	IP	H	R	ER	HR	HB	BB	SO	WP	BK	BAA
2008	GCL Red Sox	1-4	3.79	10	9	0	0	0	40.1	41	18	17	2	3	21	34	4	0	.277
2009	Lowell	6-4	3.17	13	11	0	0	0	59.2	48	22	21	1	2	25	64	7	0	.220
2010	Greenville	5-7	3.72	26	24	0	0	0	113.2	110	55	47	9	5	43	96	5	0	.256
2011	Salem	6-11	4.50	26	26	0	0	0	130.0	125	84	65	9	13	53	72	11	0	.251
2012	Salem	5-3	6.28	20	12	0	0	0	76.0	86	58	53	9	4	26	61	10	0	.287
	Portland	2-2	2.93	14	0	0	0	0	27.2	23	9	9	2	0	10	21	2	0	.232
2013	MINNESOTA	3-3	3.87	49	0	0	0	0	76.2	71	37	33	5	0	27	49	7	0	.251
2014	Rochester	1-4	2.98	35	0	0	0	6	60.1	55	25	20	1	1	21	63	6	0	.238
	MINNESOTA	2-0	2.86	25	0	0	0	0	28.1	30	10	9	3	1	8	14	1	0	.278
Minor League Totals		26-35	4.11	144	82	0	0	6	507.2	488	271	232	33	28	199	411	45	0	.254
Major League Totals		5-3	3.60	74	0	0	0	0	105.0	101	47	42	8	1	35	63	8	0	.258

**GAME HIGHS**

**2014**  
IP: 3.0, 7/26 vs. CWS  
Walks: 2, 8/28 at KC  
SO: 4, 8/9 at OAK  
CG: --  
Win-Streak: 2, 8/2-22  
Low-Hit: --

**CAREER**  
IP: 4.0, 5/8/13 at BOS  
Walks: 2, 8x, last 8/28/14 at KC  
SO: 4, 8/9/14 at OAK  
CG: --  
Win-Streak: 2, 2x, last 8/2-22/14  
Low-Hit: --

# PRESSLY'S CAREER FIELDING RECORD

POSITION	PCT	G	PO	A	E	TC	DP	PB
Pitcher	.964	74	9	18	1	28	2	—

# PRESSLY'S DAY-BY-DAY

Date	Opp.	Dec.	IP	H	R	ER	HR	BB	SO	IR/IRS
July 24	CHW	ND	2.0	1	0	0	0	1	1	0/0
July 26	CHW	ND	3.0	1	0	0	0	0	0	2/1
July 30	@KCR	ND	0.2	1	0	0	0	0	0	0/0
July 31	@KCR	ND	0.2	2	2	1	0	0	1	2/2
<b>JULY TOTALS</b>		<b>0-0-0</b>	<b>6.1</b>	<b>5</b>	<b>2</b>	<b>1</b>	<b>0</b>	<b>1</b>	<b>2</b>	<b>1.42 ERA</b>
Aug 2	@CHW	W(1-0)	0.1	0	0	0	0	0	0	2/0
Aug 7	@OAK	ND	1.0	0	0	0	0	1	0	2/0
Aug 9	@OAK	ND	2.0	1	0	0	0	1	4	1/0
Aug 11	@HOU	ND	1.1	0	0	0	0	0	1	0/0
Aug 15	KCR	ND	1.0	1	0	0	0	0	0	0/0
Aug 17	KCR	ND	1.0	4	2	2	1	0	1	0/0
Aug 18	KCR	ND	1.0	2	1	1	1	1	0	0/0
Aug 22	DET	W(2-0)	0.2	0	0	0	0	1	0	1/0
Aug 23(1)	DET	ND	2.0	1	0	0	0	0	2	0/0
Aug 28	@KCR	BS(1)	0.2	1	1	1	1	2	0	1/0
Aug 30	@BAL	ND	1.0	1	0	0	0	0	0	0/0
<b>AUGUST TOTALS</b>		<b>2-0-0</b>	<b>12.0</b>	<b>11</b>	<b>4</b>	<b>4</b>	<b>3</b>	<b>6</b>	<b>8</b>	<b>3.00 ERA</b>
Sep 3	CHW	ND	1.0	0	0	0	0	0	3	0/0
Sep 5	LAA	H(1)	0.1	0	0	0	0	0	0	2/0
Sep 7	LAA	ND	1.0	4	2	2	0	0	0	0/0
Sep 13(2)	@CHW	ND	1.2	1	0	0	0	1	0	1/0
Sep 15	DET	ND	1.1	1	0	0	0	0	1	2/0
Sep 17	DET	H(2)	1.1	4	0	0	0	0	0	0/0
Sep 21	CLE	ND	0.1	0	0	0	0	0	0	3/1
Sep 22	ARI	ND	1.0	0	0	0	0	0	0	0/0
Sep 25	@DET	ND	1.0	2	1	1	0	0	0	0/0
Sep 27	@DET	ND	1.0	2	1	1	0	0	0	0/0
<b>SEPTEMBER TOTALS</b>		<b>0-0-0</b>	<b>10.0</b>	<b>14</b>	<b>4</b>	<b>4</b>	<b>0</b>	<b>1</b>	<b>4</b>	<b>3.60 ERA</b>
<b>POST-ASG TOTALS</b>		<b>2-0-0</b>	<b>28.1</b>	<b>30</b>	<b>10</b>	<b>9</b>	<b>3</b>	<b>8</b>	<b>14</b>	<b>2.86 ERA</b>
<b>2014 TOTALS</b>		<b>2-0-0</b>	<b>28.1</b>	<b>30</b>	<b>10</b>	<b>9</b>	<b>3</b>	<b>8</b>	<b>14</b>	<b>2.86 ERA</b>

# ROOKIE QUALIFICATIONS

A player shall be considered a rookie unless, during a previous season, he had (a) exceeded 130 at-bats or 50 innings pitched in the major leagues; or (b) accumulated more than 45 days on the active roster of a major league club, or clubs, during the period of 25-man limit (excluding time in military service and time on the disabled list).



# DANNY SANTANA

**HEIGHT/WEIGHT:** 5-11/160

**BORN:** 11/7/90 in Monte Plata, DR

**RESIDES:** Monte Plata, DR

**ACQUIRED:** Signed as an undrafted free agent, 12/6/07

**M.L. SERVICE:** 149 days

**CONTRACT STATUS:** Signed thru 2014

**BATS/THROWS:** S/R

**AGE:** 23



**PERSONAL:** Daniel Ernesto Santana...wife, Johanny...daughter, Jazlin Daniella (10/25/13)...signed as 17-year-old from Monte Plata, Dominican Republic...is the youngest of four children, two brothers Deivi, Danilo and one sister, Rosy.

## 2014:

- Optioned to Triple-A Rochester from Twins spring training March 16.
- Hit .351 (13-for-37) with three doubles, four RBI and eight runs scored in final nine games for Red Wings April 20-May 1.
- Recalled from Triple-A Rochester May 3 as the Twins placed Aaron Hicks on the 7-day DL the previous day.
- Made major league debut May 5 at Cleveland as pinch runner; later recorded first major league hit, singling off Cody Allen.
- Recorded first career RBI May 7 vs. Cleveland; later in game hit first career double, off John Axford.
- Was final batter in Twins walk-off win May 27 vs. Texas, hitting the ball back to Joakim Soria, who bobbled the ball and committed the error allowing Eduardo Nunez to score the winning run in the bottom of the ninth.
- First career four-hit game and season-high five RBI June 7 vs. Houston.
- Hit first career leadoff home run June 9 at Toronto, off R.A. Dickey.
- Placed on the 15-day disabled list June 27, with a deep bone bruise in left knee, an injury he suffered running the bases June 25 at Los Angeles-AL; returned from rehab assignment and reinstated from the DL July 18.
- Hit second career leadoff home run July 31 at Kansas City, off Yordano Ventura.
- Recorded five-hit game August 3 at Chicago-AL, becoming the fourth rookie in club history with five hits, the previous being Zoilo Versalles (May 27, 1961 at Washington), Rod Carew (May 8, 1967 vs. Washington) and Tim Lincecum (September 16, 1983 vs. Toronto)...was one of five rookies in baseball with a five-hit game on the season.
- Recorded third four-hit game August 13 at Houston, his third leadoff four-hit game in just his 61st career game, the fastest for a leadoff hitter to three four-hit games since Ichiro Suzuki in his first 36 games of 2001; fastest for a rookie in any spot in their order in their first 61 since Buster Posey had three four-hit games in his first 55 of 2010...his 78 hits through those 61 games were the most by a Twin in their first 61 since Kirby Puckett had 85 in 1984.
- Hit safely in season-high 10 straight August 17-26, hitting .348 (16-for-46) with two doubles, three triples, one home run, six RBI, and eight runs scored during the streak.
- Named AL Co-Player of the Week with Trevor Plouffe, for the period ending August 24th, the first of his career...he led baseball in hits (14) and was tied for first in triples (2) and total bases (23); also tied for third in the league in runs scored (7) and was 10th in slugging percentage (.622).
- Recorded 41 hits in August, paired with Kennys Vargas' 38, totaling 79, the second most in Twins history for two rookies in one month, trailing only Bernie Allen (44) and Rich Rollins (40), who combined for 84 in August of 1962.
- Hit .313 (41-for-131) with five doubles, four triples, three home runs, 14 RBI and 23 runs scored in 29 August games; tied with Victor Martinez for most hits in baseball during the month and third in runs scored...among all rookies in baseball in August, he ranked first in hits, tied for first in triples, second in runs scored, fifth in batting average and tied for sixth in RBI.
- Hit safely in 17 straight home games (with an at-bat) August 17-September 19, hitting .400 (32-for-80), the longest for a Twin since Marty Cordova in 1996...also the third-highest home hit-streak in baseball for the season (Denard Span - 22 and Michael Bantley - 19).
- Hit .337 (31-for-92) with 10 doubles in 23 September games; 10 doubles led all rookies in baseball for the month and his batting average ranked second.
- Led all rookies in baseball Post-All-Star break in runs scored (51), hits (85), doubles (17), second in triples (7), third in batting average (.314), and tied for fifth in RBI (24).
- Recorded eight bunt hits, fourth most in the AL and tied for seventh most in baseball.
- Finished tied for third on Twins all-time rookie list in triples (7), tied for fourth in doubles (27) and tied for sixth in stolen bases (20)...129 hits were most for Twins rookie since 2001 (Luis Rivas - 150), 27 doubles most since 1995 (Marty Cordova - 27), 44 extra-base hits most since 1995 (Cordova - 55), seven triples most since 1979 (John Castino - 8), 38 multi-hit games most since 2001 (Rivas - 38).
- Hit .412 (54-for-131) in day games, the best in Twins history, best in baseball and highest since Barry Bonds hit .475 in day games in 2004.

## GAME HIGHS

### 2014

**Hits:** 5, 8/3 at CWS

**HR:** 1, 7x, last 8/31 at BAL

**RBI:** 5, 6/7 vs. HOU

**Grand Slams:** - -

**Hit-Streak:** 10, 8/17-26

**SB:** 2, 2x, last 9/5 vs. LAA

### CAREER

**Hits:** 5, 8/3/14 at CWS

**HR:** 1, 7x, last 8/31/14 at BAL

**RBI:** 5, 6/7/14 vs. HOU

**Grand Slams:** - -

**Hit-Streak:** 10, 8/17-26/14

**SB:** 2, 2x, last 9/5/14 vs. LAA



- Hit .301 (37-for-123) against left-handed pitching and .326 (92-for-282) off right-handed pitching...hit .307 (61-for-199) at home and .330 (68-for-206) on the road - the highest among all rookies in baseball.
- Hit .333 (32-for-96) with runners in scoring position and .317 (13-for-41) with RISP and two outs.
- Played 69 games in center field (62 starts) and 34 games at shortstop (31 games); committed four errors in center and two at short.
- Given the Bill Boni Award for Twins Most Outstanding Rookie voted on by the Twin Cities Chapter of the Baseball Writers Association of America.

**2013:** Participated in his first Twins major league spring training, was optioned March 11...spent season with Double-A New Britain...hit first Double-A home run June 9 at Bowie...hit over .300 in three different months — .339 (39-for-115) in 28 May games, .304 (31-for-102) in 25 July games and .319 (37-for-116) in 28 August games...named Twins minor league Player of the Week August 23, hitting .429 (12-for-28) with one double, one home run, five RBI and four runs scored in seven games...played 125 games at shortstop, committing 32 errors...ranked third in the Eastern League and second among all Twins minor leaguers in stolen bases (30)...tied for second among Twins minor leaguers in triples (10)...hit .323 (51-for-158) with 14 extra-base hits off left-handed pitching and .286 (109-for-381) with 20 extra-base hits off right-handers...named Eastern League Postseason All-Star...named utility player on MiLB.com Twins organizational All-Star team...named ninth best prospect and best defensive infielder in the Twins system by *Baseball America* entering 2014.

**2012:** Spent season with Single-A Ft. Myers, hitting .556 (10-for-18) in first four games...set career-high with five hits May 6 vs. Lakeland...named Twins minor league Player of the Week May 11, batting .414 (12-for-29) with one double, one home run, three RBI and eight runs scored in five games...batted .305 (29-for-95) in 22 April games and .311 (28-for-90) in 22 May games...named Florida State League All-Star Game selection...ranked third in the Twins entire organization in triples (9), fifth in hits (145), tied for eighth in stolen bases (17) and 10th in runs scored (70)...played 85 games at shortstop, 32 games at second base and two games in the outfield, committing 26 errors, which ranked third in the Twins organization...named shortstop on the MiLB.com Twins organizational All-Star team...ranked ninth best prospect in the Twins organization by *Baseball America* entering the 2013 season...added to Twins 40-man roster in November.

**2011:** Spent entire season with Single-A Beloit...batted .293 (27-for-92) against right-handed pitchers and .231 (63-for-273) against lefties...led the Twins organization in errors, committing 28.

**2010:** Split time between Rookie Elizabethton and Single-A Beloit...hit safely in 25-of-30 games at Elizabethton...named 20th best prospect in the Twins organization by *Baseball America* entering 2011.

**2009:** Spent entire season with GCL Twins...named Twins minor league Player of the Week August 8, batting .429 (9-for-21) with seven runs, 11 RBI, two home runs and one double in five games...led team in at-bats (70), runs (30), RBI (25) and stolen bases (12)...ranked 25th best prospect in Twins organization by *Baseball America* entering 2010 season.

**2008:** Spent first season with DSL Twins...finished with a nine-game hitting streak August 11-23, including 10 RBI in that span...batted .322 (19-for-59) with 12 RBI and 12 runs scored in 15 August games...led team and was second in DSL in triples (10).

**PROFESSIONAL:** Signed as an undrafted free agent December 6, 2007; signed by scout Fred Guerrero.

SANTANA'S PLAYING RECORD																			
YEAR	CLUB	AVG	G	AB	R	H	2B	3B	HR	RBI	SH	SF	HB	BB	SO	SB	CS	E	OBP
2008	DSL Twins	.274	51	190	37	52	6	10	1	27	3	4	2	20	38	15	4	14	.343
2009	GCL Twins	.265	44	170	30	45	7	5	3	25	3	2	2	8	27	12	1	14	.302
2010	Elizabethton	.264	30	140	23	37	8	1	4	16	0	0	1	3	30	5	4	8	.285
	Beloit	.238	40	130	14	31	4	3	0	11	2	2	3	7	40	10	4	12	.289
2011	Beloit	.247	104	365	55	90	15	5	7	41	10	5	4	25	98	24	15	28	.298
2012	Ft. Myers	.286	121	507	70	145	21	9	8	60	3	3	5	29	77	17	11	26	.329
2013	New Britain	.297	131	539	66	160	22	10	2	45	11	5	8	24	94	30	13	32	.333
2014	Rochester	.268	24	97	15	26	7	2	0	7	2	0	0	6	28	4	1	5	.311
	Ft. Myers	.000	3	11	0	0	0	0	0	0	0	0	0	1	3	1	0	0	.083
	MINNESOTA	.319	101	405	70	129	27	7	7	40	2	1	3	19	98	20	4	6	.353
Minor League Totals		.273	548	2149	310	586	90	45	25	232	34	21	25	123	435	118	53	139	.317
Major League Totals		.319	101	405	70	129	27	7	7	40	2	1	3	19	98	20	4	6	.353

SANTANA'S CAREER FIELDING RECORD								
POSITION	PCT	G	PO	A	E	TC	DP	PB
Outfield	.977	69	167	5	4	176	0	—
Shortstop	.983	34	52	66	2	120	15	—
Totals	.980	101	219	71	6	296	15	—



# JORDAN SCHAFFER

**HEIGHT/WEIGHT:** 6-1/205  
**BORN:** 9/4/86 in Hammond, IN  
**RESIDES:** Haines City, FL  
**ACQUIRED:** Claimed off waivers from ATL, 8/3/14  
**M.L. SERVICE:** 4 years, 121 days  
**CONTRACT STATUS:** Signed thru 2014

**BATS/THROWS:** L/L  
**AGE:** 28



**PERSONAL:** Jordan James Schafer...attended Winter Haven (FL) High School...was a two-way player, hitting .478 as a senior and going 11-0 on the mound with a 0.71 ERA...fanned 140 batters in 76 innings, allowing just 12 walks and 39 hits.

## 2014:

- Made Atlanta's Opening Day roster, his third straight season on an Opening Day roster, fourth of his career and second straight with Braves.
- Recorded season-high three hits June 6 at Arizona.
- Stole three bases (4 attempts) July 11 at Chicago-NL, tying his career-high.
- Hit .163 (13-for-80) with four doubles, two RBI, nine runs scored and 15 stolen bases in 63 games for Braves.
- Designated for release or assignment August 1 and claimed off waivers by Minnesota August 3.
- During time with Atlanta, went 15-for-17 in stolen base attempts, posting a 88.2% success rate, tied for fourth in the NL at time of release.
- Made Twins debut August 5 vs. San Diego, going 1-for-2.
- Reached base five times August 22 vs. Detroit, with two hits and three walks, tying his single-game career-high, previously done June 16, 2011.
- Posted career-high 11-game hitting streak August 21-31, hitting .421 (16-for-38) with three doubles, one triple, nine RBI, nine runs scored, five stolen bases and a .500 on-base percentage in that span.
- Tied career-high with four RBI August 28 at Kansas City.
- Hit only home run of season September 14 at Chicago-AL, a two-run shot off Hector Noesi.
- Finished tied for 12th in baseball in stolen bases (30); went 30-for-37 in steal attempts (81.1%) on the season.
- Hit .285 (37-for-130) with 15 stolen bases and 17 runs scored in 41 games for the Twins and .163 (13-for-80) with 15 stolen bases and nine runs scored in 63 games for Atlanta.

**2013:** Logged his third consecutive 20 stolen base season after swiping 22 bags (22 in 2011, 27 in 2012)...made 51 starts in the field: 23 in center field, 20 in right field and eight in left field...as a pinch hitter, he hit .280 (7-for-25) with one home run and three RBI...hit his first career pinch hit home run on May 6 at Cincinnati as he went back-to-back with Andrelton Simmons...was placed on the disabled list from July 4-August 10 with a right ankle contusion...over his first 59 games of the season, he hit .309 (39-for-123) with 22 runs and a .397 on-base percentage...went 4-for-5 and matched his career high with three stolen bases on September 2 vs. NYM before exiting in the 7th inning with a lower back strain...made his first postseason appearance on October 7 at LAD as a defensive replacement in right field.

**2012:** Claimed off waivers by Atlanta on November 1...went 27-for-36 in stolen base attempts and did not make an error until his 50th game (6/15)...recorded only two errors all season in 184 total chances for a .989 fielding percentage...was on the DL from August 7-31 with left shoulder separation...reached base safely in his first 25 games of the season to mark the longest on-base streak of his career...the stretch to begin the season tied the Astros franchise record, set by Denis Menke in 1969...hit his first career grand slam vs. LAD on 4/22 to become the 10th player in Astros franchise history to hit a grand slam while batting leadoff and the first since Craig Biggio on July 24, 07 vs. LAD...played in five total minor league games with the GCL Astros (1 game) and Oklahoma City (4 games) on a rehab assignment from August 25-31...hit .200 (3-for-15) during his rehab assignment and stole two bases in five games in the minors before being recalled on September 1.

**2011:** Went 26-for-106 (.245) in 30 games as an Astro with a home run, six RBI and seven stolen bases...acquired by Houston from Atlanta along with pitchers Juan Abreu, Paul Clemens and Brett Oberholzer in exchange for outfielder Michael Bourn on July 31...was on the 15-day DL with a left middle finger joint injury when acquired by Houston...missed 19 games from July 27-August 22 and was 10-for-20 during a five game minor league rehab assignment...had a career-high five hits on 6/16 vs. NYM...was 22-for-26 in stolen base attempts and was successful in each of his last 14 attempts.

**2010:** Placed on the 15-day DL on 3/26 while recovering from wrist surgery in 2009...began rehab assignment at Rome on May 3 where he hit .273 (6-for-22) with two doubles and two stolen bases...rehab assignment was transferred to Mississippi on May 11 where he hit .294 (5-for-17)...rehab assignment was transferred to Gwinnett on May 15 where he hit .200 (3-for-15)...reinstated from 15-day DL on May 17 and was optioned to Gwinnett on May 19...was transferred to Mississippi on July 23...placed on Mississippi's DL on August 2 and was reinstated on August 9...was again placed on Mississippi's DL on August 19 until the end of the season...hit a combined .201 with 10 doubles, one triple, one home run, 14 RBI and 12 stolen bases between Rome, Mississippi and Gwinnett...committed just two errors, playing mostly in center field.

**2009:** Made major league debut in center field on April 5 at PHI and became the first Brave to make his MLB debut as a starter on Opening Day since left fielder Rufino Linares in 1981 vs. Cincinnati...became the first player in baseball history to homer in his first major league plate appearance on

## GAME HIGHS

### 2014

**Hits:** 3, 3x, last 9/2 vs. CWS  
**HR:** 1, 9/14 at CWS  
**RBI:** 4, 8/28 at KC  
**Grand Slams:** - -  
**Hit-Strike:** 11, 8/21-31  
**SB:** 3, 7/11 at CHC

### CAREER

**Hits:** 5, 6/16/11 vs. NYM  
**HR:** 1, 12x, last 9/14/14 at CWS  
**RBI:** 4, 2x, last 8/28/14 at KC  
**Grand Slams:** 1, 4/22/12 vs. LAD  
**Hit-Strike:** 11, 8/21-31/14  
**SB:** 3, 3x, last 7/11/14 at CHC



Opening Day against the defending World Champions and the 10th Brave to homer in his MLB debut...entered the season as the Braves third-best prospect and the organization's Best Athlete, Best Defensive Outfielder and Best Outfield Arm by *Baseball America*...was optioned to Gwinnett on June 2...had season ending surgery on his left wrist on September 5.

**2008:** Spent the season with Mississippi after serving a 50-game suspension for violating baseball's performance-enhancing drug policy, going on the restricted list from April 8-May 31...ESPN.com named him the Braves fourth best prospect, 67th-best overall in the minors and as the eighth best centerfield prospect in all of the minors...tied for sixth among Braves farmhands with six triples...named the Mississippi Player of the Month for August, hitting .323 (32-for-99) with six home runs, 20 RBI, seven doubles and 18 runs in 29 games...hit .276 (29-for-105) with one homer and nine RBI in 27 games with Navajo in the Mexican Winter League.

**2007:** His 176 total base hits were the most hits by any player in all of minor league baseball...his combined totals led all Braves minor leaguers in runs (86), hits and doubles (49), ranked second in triples (10) and OPS (.892), third in batting average (.312), tied for sixth in home runs (15) and stolen bases (23) and was ninth in RBI (63)...started the season with Rome and hit safely in 26-of-30 games...had 16 multi-hit games and a .441 OBP...named Rome's April Player of the Month, hitting .364 with four home runs, 17 RBI and 12 runs...started his time with the Pelicans on an eight-game hitting streak, May 7-14...finished second on Myrtle Beach with 128 total hits, 10th-best in a single-season for a Pelican...named as the Braves' top prospect by *Baseball America* following the season...named to *Baseball America* High Class-A All-Star team...Carolina League Postseason All-Star...named Pelicans Team MVP, hitting .294 with 10 home runs and 43 RBI with 70 runs and 19 stolen bases...was Myrtle Beach's Player of the Month in July, hitting .318 with three home runs, 11 RBI and five stolen bases...was third in the Carolina League with eight triples and was fifth with a .294 average and 34 doubles...played for Peoria in the Arizona Fall League and hit .324 with 34 hits and 16 RBI...named to the AFL All-Prospect Team, AFL Rising Stars Team and was AFL Player of the Week, ending 8/15.

**2006:** Ranked second in the Braves' system with seven triples and tied for fifth with 60 RBI...ranked the 27th-best Braves prospect by *Baseball America* and as the Braves' Best Defensive Outfielder...second on the team in games played, fourth in hits, third in RBI and fourth in slugging percentage...in 112 games, he made only two errors.

**2005:** Made his professional debut on June 24 vs. GCL Yankees, going 0-for-3...in July hit .292 with 28 hits and 13 RBI...had two four-hit games (7/5 & 7/12; both vs. GCL Tigers).

**PROFESSIONAL:** Originally drafted by Atlanta in the third round of the 2005 First-Year Player Draft; signed by scout Gregg Kilby.

SCHAFER'S BATTING RECORD																			
YEAR	CLUB	AVG	G	AB	R	H	2B	3B	HR	RBI	SH	SF	HB	BB	SO	SB	CS	E	OBP
2005	GCL Braves	.203	49	182	18	37	12	3	3	19	1	3	1	13	49	13	6	3	.256
2006	Rome	.240	114	388	49	93	15	7	8	60	5	0	1	28	95	15	9	2	.293
2007	Rome	.372	30	129	16	48	15	2	5	20	0	0	0	16	31	4	4	0	.441
	Myrtle Beach	.294	106	436	70	128	34	8	10	43	3	1	1	40	95	19	11	3	.354
2008	Mississippi	.269	84	297	46	80	18	6	10	51	0	0	3	49	88	12	5	0	.378
2009	ATLANTA	.204	50	167	18	34	8	0	2	8	0	1	0	27	63	2	1	0	.313
	Gwinnett	.229	9	35	6	8	0	0	2	3	0	1	0	2	10	3	1	0	.263
2010	Rome	.273	6	22	4	6	2	0	0	1	0	0	0	4	5	2	1	0	.385
	Gwinnett	.201	52	189	16	38	5	1	1	8	5	1	0	14	47	9	8	2	.255
	Mississippi	.175	18	63	7	11	3	0	0	5	0	1	0	8	12	1	1	0	.264
2011	Gwinnett	.256	42	164	21	42	8	0	1	21	5	3	0	14	28	6	3	0	.309
	ATLANTA	.240	52	196	32	47	6	3	1	7	4	0	1	18	42	15	4	2	.307
	Oklahoma City	.500	5	20	4	10	2	0	0	3	0	0	0	2	5	3	1	0	.545
	HOUSTON	.245	30	106	14	26	4	0	1	6	0	1	1	10	28	7	0	0	.314
2012	GCL Astros	.500	1	2	0	1	0	0	0	0	0	0	0	0	0	0	0	0	.500
	Oklahoma City	.154	4	13	2	2	0	0	0	0	0	0	0	2	1	2	0	0	.267
	HOUSTON	.211	106	313	40	66	10	2	4	23	6	1	3	36	106	27	9	2	.297
2013	Gwinnett	.063	8	32	0	2	2	0	0	2	0	0	0	1	4	0	0	0	.091
	ATLANTA	.247	94	231	32	57	8	3	3	21	5	0	0	29	73	22	6	1	.331
2014	ATLANTA	.163	63	80	9	13	4	0	0	2	3	0	0	10	20	15	2	0	.256
	MINNESOTA	.285	41	130	17	37	5	1	1	13	5	0	0	12	28	15	5	2	.345
Minor League Totals		.257	528	1972	259	506	116	27	40	236	19	10	6	193	470	89	50	10	.323
American League Totals		.285	41	130	17	37	5	1	1	13	5	0	0	12	28	15	5	4	.345
National League Totals		.222	395	1093	145	243	40	8	11	67	18	3	5	130	332	88	22	3	.307
Major League Totals		.229	436	1223	162	280	45	9	12	80	23	3	5	142	360	103	27	7	.311

SCHAFER'S DIVISION SERIES RECORD																			
YEAR	OPPONENT	AVG	G	AB	R	H	2B	3B	HR	RBI	SH	SF	HB	BB	SO	SB	CS	E	OBP
2013	Los Angeles-NL	.000	1	1	0	0	0	0	0	0	0	0	0	0	1	0	0	0	.000
Division Series Totals		.000	1	1	0	0	0	0	0	0	0	0	0	0	1	0	0	0	.000

SCHAFER'S CAREER FIELDING RECORD									
POSITION	PCT	G	PO	A	E	TC	DP	PB	
Outfield	.991	356	747	16	7	770	4	—	



# KURT SUZUKI

**HEIGHT/WEIGHT:** 5-11/195  
**BORN:** 10/4/83 in Wailuku, HI  
**RESIDES:** Torrance, CA  
**ACQUIRED:** Signed as free agent, 12/23/13  
**M.L. SERVICE:** 7 years, 113 days  
**CONTRACT STATUS:** Signed thru 2016

**BATS/THROWS:** R/R  
**AGE:** 31



**PERSONAL:** Kurt Kiyoshi Suzuki (pronounced soo-ZOO-kee)...wife, Renee...daughter, Malia (4/28/11), and son, Kai (11/4/13)...2001 graduate of H.P. Baldwin HS in Wailuku, Maui, Hawaii...attended Cal State Fullerton, majoring in Kinesiology...won the Johnny Bench Award following the 2004 season, given annually to the nation's top collegiate catcher...also named All-America selection by *Baseball America* and *Collegiate Baseball* and was named Big West Player of the Year after hitting .413 with 16 home runs and 87 RBI...led Fullerton to the College World Series championship, his two-out RBI-single in the bottom of the seventh inning broke a 2-2 tie to lead the Titans to a 3-2 win over Texas in the championship game...hosted the Inaugural Kurt Suzuki Baseball Clinic in Maui in 2012 to raise awareness for the All PONO Sports Organization, which promote healthy lifestyles and exercise for children in Hawaii, as well as teaching baseball fundamentals...started the Kurt Suzuki Family Foundation in 2011 to support the scientific research of chronic illnesses-specifically kidney disease research-and encourage and promote healthy lifestyle choices...is an ambassador for the NephCure Foundation...along with his wife, raised over \$61,000 for the Jon Wilhite Recovery Fund, to help alleviate medical costs accrued by his friend and former Cal State Fullerton teammate who was injured in the tragic car accident that took the lives of Angels pitcher Nick Adenhart and three others in 2009...named co-recipient of the 2009 Dave Stewart Community Service Award which is given annually to an A's player for outstanding work in the community...voted the 2009 Catfish Hunter Award winner by his teammates, an honor for the A's player's performance on the field and conduct in the clubhouse.

## 2014:

- Made Twins debut March 31 at Chicago-AL, hitting second and catching, going 2-for-4 with three RBI, becoming the first Twin to drive in three runs on Opening Day since Shannon Stewart drove in three April 5, 2004 vs. Cleveland...he became the 11th Twin to ever drive in three-plus runs on Opening Day, second in club history to do so in Twins debut, the other was Brant Aleya, who drove in seven in his first game as Twin April 7, 1970 at Chicago-AL, coincidentally the only other time in club history the Twins opened in Chicago.
- Recorded 19 RBI in March/April for an average of 3.32 at-bats-per-RBI, the highest among qualifiers in baseball...set a Twins record for most RBI for a catcher in March/April...also his second most of any month in his career (24 in September of 2009).
- Hit first home run as Twin April 19 at Kansas City, a solo shot off Bruce Chen.
- Hit first career inside-the-park home run and 49th in Twins history May 20 at San Diego; first for a Twin since Joe Mauer July 21, 2007 vs. Los Angeles-AL.
- Hit safely in 13 straight home games June 4-July 6, hitting .431 (22-for-51) with seven doubles and nine runs scored during the streak.
- Hit safely in nine straight June 11-22, hitting .424 (14-for-33) during the span.
- Played in 900th career game June 22 vs. Chicago-AL.
- Pre-All-Star break, led all catchers in doubles (18) and batting average (.309), ranked second in hits (86), tied for second in RBI (37) and tied for fourth in walks (23).
- Named to AL All-Star team as reserve and caught the ninth inning, helping Glen Perkins earn the save...became eighth catcher in club history to be named an All-Star, joining Earl Battey (1962, '63, '65, '66), John Roseboro ('69), Butch Wynegar ('76, '77), Dave Engle ('84), Tim Laudner ('88), A.J. Pierzynski (2002) and Joe Mauer ('06, '08, '09, '10, '12, '13).
- Tied season-high with nine-game hitting streak September 13-22, hitting .355 (11-for-31) with seven doubles and six RBI during the streak...also doubled in six straight September 13-19, the longest streak in baseball on the season.
- Ranked third on the Twins in hits (130), doubles (34) and RBI (61).
- Hit .324 (36-for-111) with runners in scoring position, 12th best in the AL.
- Among catchers in the AL, he ranked first in batting average, on-base percentage (.345) and doubles, fourth in hits, tied for fourth in walks, fifth in RBI, and tied for fifth in games.
- Given the Bob Allison Award for Twins best leadership voted on by the Twin Cities Chapter of the Baseball Writers Association of America.

**2013:** Started season with Washington...tied career-high with 10-game hitting streak May 3-19 (last 2009), with exactly one hit in each game during the streak, tying the Nationals franchise record for consecutive games with exactly one hit (Shane Andrews, April 12-23, 1998 with Montreal)...started 61 of the Nationals 84 games at catcher through July 3, then started just 12 of final 43 games with Washington before being traded to Oakland August 23 in exchange for pitcher Dakota Bacus...hit .273 (18-for-66) with two home runs and 13 RBI in 28 games Post-All-Star Break...hit .303 (10-for-33) with two home runs and seven RBI in 15 games for the A's...played 94 games overall, his fewest since his rookie season of 2007 (68)...committed six errors, posting a .991 fielding percentage, which ranked fifth best among all catchers in baseball.

## GAME HIGHS

### 2014

**Hits:** 3, 11x, last 8/28 at KC  
**HR:** 1, 3x, last 8/16 vs. KC  
**RBI:** 3, 5x, last 8/1 at CWS  
**Grand Slams:** --  
**Hit-Strike:** 9, 2x, last 9/13-22  
**SB:** --

### CAREER

**Hits:** 4, 5x, last 8/28/10 at TEX  
**HR:** 2, 2x, last 8/17/11 vs. BAL  
**RBI:** 5, 6/20/08 vs. FLA  
**Grand Slams:** 1, 9/10/07 at SEA  
**Hit-Strike:** 10, 2x, last 5/3-19/13  
**SB:** 2, 6/10/09 vs. MIN



**2012:** Was Oakland's Opening Day catcher...acquired by Washington August 3 in exchange for catcher David Freitas...at the time of the trade, he led qualified AL catchers in fielding percentage (.996), caught stealing (23) and caught-stealing percentage (38.3%)...combined to hit .235 with 20 doubles, six home runs and 43 RBI in 75 games with the A's and 43 with the Nationals...batted .267 with five doubles, five home runs and 25 RBI in 43 regular season games with Washington.

**2011:** Made fourth straight Opening Day start at catcher April 1 vs. Seattle, tying him for second most by a catcher in Oakland history; Terry Steinbach holds the record with nine...played 500th career game April 7 at Toronto...placed on Paternity List April 27-28 for the birth of his first child, Malia...struck out twice May 13 vs. Chicago, snapping a career-best streak of 17 games and 73 plate appearances without a strikeout...committed first error of the season May 20, snapping a 78-game errorless streak as a catcher dating back to previous error August 8, 2010; the streak was six short of career-high of 84...recorded second career two-home game August 17 vs. Baltimore (also June 3, 2010 at Boston)...played 592nd career game as catcher September 25 at Los Angeles-AL, passing Ramon Hernandez for second most in Oakland history...hit 12 of 14 home runs off right-handed pitching...13 of his 14 home runs were solo shots...made 127 starts at catcher, ranking third in the AL.

**2010:** Made third straight Opening Day start at catcher April 5 vs. Seattle, committing two errors, the first two-error game of his career...recorded seventh career walk-off hit (double) April 7 vs. Seattle, it was his third walk-off double, tying Terrence Long for the most in Oakland history...grounded into a triple play August 22 vs. New York-AL, the seventh triple play turned against the A's in club history...placed on 15-day disabled list April 30 with an intercostal strain, his first career stint on the DL...played three games on rehab assignment with Triple-A Sacramento May 11-15...reinstated from the DL May 16 and started each of the A's first 11 games at catcher following his return, matching the longest consecutive games started streak at catcher of his career (June 6-18, 2008 and July 21-August 2, 2008)...drove in the winning run May 18 vs. Seattle with a RBI-single in the bottom of the 10th inning, eighth walk-off of his career, tying him for third most in Oakland history...placed on Bereavement List June 11-15...hit six home runs in June, tied for seventh in the AL and his most ever in a month...signed four-year contract through the 2013 season with a club option for 2014 July 23...tied for the team lead in RBI (71) and tied for second in home runs (13)...it marked the second consecutive season he led the club in RBI...ranked fourth in the AL in plate appearances-per-strikeout (11.10) and tied for fifth in hit by pitches and grounded into double plays (22)...A's pitchers posted a 3.27 ERA with him behind the plate, which was the lowest mark in the AL and third lowest in the majors; they had a 4.46 ERA with the other three catchers...ranked second among AL catchers in total chances (868) and putouts (825) and was third in games (123)...committed a career-high eight errors for a .991 fielding percentage, which ranked fourth lowest among the 14 AL qualifying catchers...ranked second among AL catchers in RBI (66) and tied for third in home runs (13).

**2009:** Hit .343 (23-for-67) in 17 April games...stole a career-high two bases June 10 vs. Minnesota...had three assists in the fifth inning June 18 at Los Angeles-NL and all were putouts to different players (first base, second base and shortstop), first time since 1976 that a catcher recorded three assists in an inning, with the putouts going to three different positions (Vic Correll, ATL September 17, 1976)...committed an error August 2 vs. Toronto, snapping a career best 84-game errorless-streak dating back to April 10...recorded 24 RBI in September, tied for third in the AL...led AL catchers in games started (132) for the second consecutive season; also led in innings (1173.1), putouts (923) and total chances (996) and tied for the lead in games (135)...posted career-highs in runs (74), hits (156), doubles (37), home runs (15), RBI (88), stolen bases (8) and slugging percentage (.421)...led the A's in hits, doubles, RBI, slugging percentage, hit by pitches (8), sacrifice flies (7), multiple RBI games (20) and go-ahead RBI (18)...struck out 59 times for an average of 10.41 plate appearances-per-strikeout, sixth best ratio in the AL...named the third best defensive catcher in the AL in *Baseball America's* best tools survey...led AL catchers in doubles (34), RBI (83) and stolen bases (8)...hit .311 (92-for-296) on the road...ranked eighth in the AL in RBI Post-All-Star Break (51).

**2008:** Spent first full season in the majors...had first career four-hit game April 14 at Chicago...hit .327 in first 16 games before being inserted into the leadoff spot April 18...recorded third career walk-off RBI June 20 vs. Florida, doubling in the 11th inning...hit .370 (30-for-81) in June, third in the AL...hit first career pinch hit home run July 10 vs. Seattle... hit game-ending pinch hit home run August 15 vs. Chicago-AL...hit game-winning pinch hit double August 28 vs. Minnesota, second game-ending pinch hit of the season...led AL catchers in games (141), games started (136), innings caught (1215.0), total chances (986) and putouts (927)...led the A's in batting average (.279), hits (148), hit by pitches (11) and multi-hit games (36), and tied for first in games (148)...tied for seventh in the AL in hit by pitches...tied for the AL lead in pinch home runs (2) and tied for fifth in pinch hits (5).

**2007:** Began season at Triple-A Sacramento (Oakland)...had contract selected June 10 and made major league debut June 12 at Houston, grounding out as a pinch hitter in first at-bat...recorded first major league hit June 14 at Houston, a pinch hit single off Brian Moehler...hit first career home run June 19 vs. Cincinnati, a solo shot off Todd Coffey...caught Shane Komine July 17 vs. Texas, becoming the first Hawaiian-born battery in major league history...hit first career walk-off home run August 16 vs. Chicago-AL, a three-run shot off Matt Thornton with two outs in the bottom of the 10th...hit first career grand slam September 10 at Seattle...hit walk-off single in A's final game September 30 vs. Los Angeles-AL...started 56 of the A's final 70 games at catcher following the trade of Jason Kendall July 16...hit six home runs from the nine spot in the order, the third most in the AL.

**2006:** Spent entire season at Double-A Midland (Oakland)...named Texas League All-Star...tossed out 33 of 70 attempted base stealers (47.1%), the second best mark in the Texas League...led all Texas League catchers in fielding percentage (.997) and games (91)...played for the United States in the All-Star Futures game July 9 at Pittsburgh and went 0-for-1...named to the U.S. Olympic Qualifying team...suffered a bruised left wrist while playing for the U.S. team in Cuba and did not return to Midland.

**2005:** Spent first full professional season with Single-A Stockton (Oakland)...led California League in games caught (104)...also led CL catchers in total chances (947), putouts (882), errors (15) and passed balls (19)...reached base safely in 27 consecutive games June 1-July 5...hit first professional grand slam June 17 vs. Rancho Cucamonga...played for the Phoenix Desert Dogs in the Arizona Fall League, hitting .342 with seven RBI and a .447 on-base percentage in 13 games.

**2004:** Spent season at Single-A Vancouver (Oakland)...hit safely in each of his first 12 games July 17-29, hitting .362 during the streak with two home runs and eight RBI.

**PROFESSIONAL:** Oakland's second round pick in the 2004 First-Year Player Draft; signed by scout Randy Johnson.

### SUZUKI'S PLAYING RECORD

YEAR	CLUB	AVG	G	AB	R	H	2B	3B	HR	RBI	SH	SF	HB	BB	SO	SB	CS	E	OBP
2004	Vancouver	.297	46	175	27	52	10	3	3	31	3	3	12	18	26	0	1	1	.394
2005	Stockton	.277	114	441	85	122	26	5	12	65	2	5	12	63	61	5	3	15	.378
2006	Midland	.285	99	376	64	107	26	1	7	55	0	1	9	58	50	5	3	2	.392
2007	Sacramento	.280	55	211	32	59	9	0	3	27	1	3	4	21	41	0	0	3	.351
	OAKLAND	.249	68	213	27	53	13	0	7	39	3	5	3	24	39	0	0	2	.327
2008	OAKLAND	.279	148	530	54	148	25	1	7	42	2	1	11	44	69	2	3	6	.346
2009	OAKLAND	.274	147	570	74	156	37	1	15	88	1	7	8	28	59	8	2	5	.313
2010	Sacramento	.375	3	8	4	3	2	0	1	5	0	0	0	2	1	0	0	0	.500
	OAKLAND	.242	131	495	55	120	18	2	13	71	0	4	12	33	49	3	2	8	.303
2011	OAKLAND	.237	134	460	54	109	26	0	14	44	3	7	7	38	64	2	2	7	.301
2012	OAKLAND	.218	75	262	19	57	15	0	1	18	2	2	3	9	53	1	0	2	.250
	WASHINGTON	.267	43	146	17	39	5	0	5	25	2	3	2	11	20	1	0	3	.321
2013	WASHINGTON	.222	79	252	19	56	11	1	3	25	2	4	3	20	32	2	0	5	.283
	OAKLAND	.303	15	33	6	10	2	0	2	7	0	0	0	2	3	0	0	1	.343
2014	MINNESOTA	.288	131	452	37	130	34	0	3	61	1	7	9	34	46	0	1	4	.345
Minor League Totals		.283	317	1211	212	343	73	9	26	183	6	12	37	162	179	10	7	21	.381
American League Totals		.260	849	3015	326	783	170	4	62	370	12	33	53	212	382	16	10	35	.316
National League Totals		.239	122	398	36	95	16	1	8	50	4	7	5	31	52	3	0	8	.297
Major League Totals		.257	971	3413	362	878	186	5	70	420	16	40	58	243	434	19	10	43	.314

### SUZUKI'S CAREER FIELDING RECORD

POSITION	PCT	G	PO	A	E	TC	DP	PB
Catcher	.993	950	6193	378	43	6614	36	39

### SUZUKI'S DIVISION SERIES RECORD

YEAR	OPPONENT	AVG	G	AB	R	H	2B	3B	HR	RBI	SH	SF	HB	BB	SO	SB	CS	E	OBP
2012	St. Louis	.235	5	17	0	4	0	0	0	2	0	0	0	2	4	0	0	0	.316

### SUZUKI'S ALL-STAR GAME RECORD

YEAR	HOST	AVG	G	AB	R	H	2B	3B	HR	RBI	SH	SF	HB	BB	SO	SB	CS	E	OBP
2014	Minnesota	---	1	0	0	0	0	0	0	0	0	0	0	0	0	0	0	0	---
All-Star Game Totals		---	1	0	0	0	0	0	0	0	0	0	0	0	0	0	0	0	---

### HOW TO FIGURE...

**BATTING AVERAGE:** Divide the number of safe hits by the total number of at-bats (at-bats do not include walks, sacrifices, hit by pitch, or times awarded first on obstruction or interference).

**SLUGGING PERCENTAGE:** Divide the total bases of all safe hits by the total number of at-bats.

**ON-BASE PERCENTAGE:** Add the total number of hits, walks and hit by pitch and divide by the total of at-bats, walks, hit-by-pitches and sacrifice flies.

**EARNED RUN AVERAGE:** Multiply the total number of earned runs by nine, then divide the result by the number of innings pitched.

**FIELDING AVERAGE:** Divide the total putouts and assists by the total of putouts, assists and errors (total chances).

**CONSECUTIVE HITTING STREAKS:** A consecutive hitting streak shall not be terminated if the plate appearance results in a base on balls, hit batsman, defensive interference, or a sacrifice bunt. A sacrifice fly shall terminate the streak.

**WON-LOST PERCENTAGE:** Divide the number of games won by the total number of games played.



# ANTHONY SWARZAK

**HEIGHT/WEIGHT:** 6-4/209

**BORN:** 9/10/85 in Ft. Lauderdale, FL

**RESIDES:** Ft. Lauderdale, FL

**ACQUIRED:** 2nd round, 2004 First-Year Player Draft

**M.L. SERVICE:** 4 years, 38 days

**CONTRACT STATUS:** Signed thru 2014

**BATS/THROWS:** R/R

**AGE:** 29



**PERSONAL:** Anthony Ray Swarzak (pronounced SWAR-zack)...2004 graduate of Nova (FL) High School.

## 2014:

- Made Twins Opening Day roster for third consecutive season as a reliever.
- Earned first win in third appearances with 1.1 innings of relief April 6 at Cleveland.
- Did not allow a home run in first 18 games (24.1 IP), his first allowed being to Jonathan Lucroy June 2 at Milwaukee.
- Made spot start July 23 vs. Cleveland, allowing one run on two hits in 5.0 innings pitched earning the win... it marked his first start since October 2, 2012 at Toronto, his first win as starter since September 27, 2011 vs Kansas City.
- Made 13 relief appearances of 2.0-plus innings and six relief appearances of 3.0-plus innings.
- Set career-high with 49th appearance September 21 vs. Cleveland, finished with 50.
- Went 2-1, 4.10 ERA (68.0 IP, 31 ER) in 46 relief appearances and 1-1, 6.50 (18.0 IP, 13 ER) in four starts.

**2013:** Made Twins Opening Day roster for second consecutive season...earned the win in first appearance April 7 at Baltimore, pitching 1.1 scoreless innings...posted a 1.93 ERA (14.0 IP, 3 ER) in six April games...posted a 1.56 ERA (17.1 IP, 3 ER) in eight August games...set single-season career-high with 45th appearance September 19 at Oakland...made 10 appearances of 3.0-plus innings pitched and four appearances of 4.0-plus innings pitched...pitched 96.0 relief innings, tying him with Juan Berenguer (1988) for eighth most for a reliever in club history and most since Greg Swindell pitched 112.0 in 1997...led all MLB relievers in innings pitched, the first Twin to lead baseball in relief innings since Greg Swindell (112.0 in 1997).

**2012:** Made Twins Opening Day roster for first time in career...started Twins third game of season April 8 at Baltimore, allowing just one run on four hits in 5.0 innings and was dealt the loss...started three games April 8-19 as Twins lost original starters Scott Baker (elbow) and Jason Marquis (personal)...moved to bullpen upon Marquis' return...posted 3.06 ERA (17.2 IP, 6 ER) in nine appearances April 22-May 20...earned first win of season, tossing 1.0 scoreless inning June 17 vs. Milwaukee...placed on 15-day disabled list with mild right rotator cuff strain July 26; reinstated August 15...went 3-1, 4.05 ERA (73.1 IP, 33 ER) in 39 relief appearances and went 0-5, 8.10 ERA (23.1 IP, 21 ER) in five starts.

**2011:** Participated in Twins major league spring training, was optioned March 14; started season with Triple-A Rochester...was Red Wings Opening Day starter for the second year in-a-row April 7 at Pawtucket, but did not factor into the decision, tossing 4.2 scoreless innings with three hits allowed and seven strikeouts...tossed a 7.0-inning complete game with one run allowed on four hits, earning first victory of season April 19 at Buffalo...recalled by Twins April 28 and started second game of doubleheader that same day against Tampa Bay, allowing five runs on eight hits in 5.1 innings with one walk and one strikeout in suffering the loss; optioned back to Rochester following the game...went 1-1, 2.25 ERA (12.0 IP, 3 ER) in two starts during second stint with Wings...recalled by Twins May 16...made second start of season for Twins, tossing 8.0-shutout innings with one hit allowed May 28 vs. Los Angeles-AL...carried a no-hitter into seventh inning that was broken up by a Peter Bourjos' double, but did not factor into the decision...earned first win of season June 2 at Kansas City, allowing two runs on seven hits in 6.0 innings with two walks and one strikeout...joined Twins starting rotation in late August and went 1-3, 5.85 ERA (32.1 IP, 21 ER) in six starts to finish the season...went 3-5, 4.52 ERA (63.2 IP, 32 ER) in 11 starts and 1-2, 3.99 ERA (38.1 IP, 17 ER) in 16 relief appearances.

**2010:** Participated in Twins major league spring training, was optioned March 19; spent entire season at Triple-A Rochester...was Red Wings Opening Day starter, allowing five runs on four hits in 3.0 innings April 8 at Pawtucket...placed on disabled list April 14-May 23 with broken bone in right foot after being struck by batted ball...had season-high nine strikeouts in 7.0 innings July 20 vs. Buffalo...finished second on team in starts (22) and third in innings pitched (111.2)...pitched in Venezuelan Winter League with Tigres de Aragua, going 2-3, 4.83 ERA (31.2 IP, 17 ER) in eight games (6 starts).

**2009:** Participated in first Twins major league spring training, was optioned March 17; began season at Triple-A Rochester...won three straight starts, posting 1.80 ERA (20.0 IP, 4 ER) May 1-11...contract selected by Twins May 20...made major league debut and first career start, tossing 7.0 shutout innings May 23 vs. Milwaukee...became first Twins pitcher in history to start a game and pitch 7.0 scoreless innings in major league debut, with the last to do it in franchise history being Mike Fournie September 2, 1952 for Washington Senators...had 11.0-inning scoreless streak to start career, tied for second in Twins history with Doug Corbett (April 10-25, 1980)...pitched another 7.0 shutout innings and had season-high six strikeouts, earning second win June 13 at Chicago-NL...optioned to Rochester June 13...went 1-0, 2.53 ERA (21.1 IP, 6 ER) in three starts with Red Wings before being recalled by Twins July 4...carried to play in Triple-A All-Star game, but missed it due to promotion...optioned back to Rochester August 21 and made three more starts for Red Wings.

**2008:** Began season at Double-A New Britain...earned Twins Pitcher of the Month honors for April after going 2-0, 2.08 ERA (26.0 IP, 6 ER) with 29 strikeouts...tied season-high with 10 strikeouts May 29 vs. Connecticut...promoted to Triple-A Rochester July 28...made seven starts for Red Wings...did not allow more than two earned runs in any of starts and pitched 5.0-plus innings in each outing...tossed season-high 8.0 innings,

## GAME HIGHS

### 2014

**IP:** 5.0, 7/23 vs. CLE

**Walks:** 2, 7x, last 9/21 vs. CLE

**SO:** 3, 2x, last 7/23 vs. CLE

**CG:** --

**Win-Strike:** 2, 4/6-7/23

**Low-Hit:** --

### CAREER

**IP:** 8.0, 2x, last 9/5/11 vs. CWS

**Walks:** 4, 5/28/09 vs. BOS

**SO:** 6, 3x, last 9/27/11 vs. KC

**CG:** --

**Win-Strike:** 4, 9/10/13-

7/23/14

**Low-Hit:** --



allowing one run on seven hits, striking out six and walking two August 25 at Syracuse...pitched 7.0-plus innings four times at Rochester with last coming on August 31 vs. Buffalo, allowing three runs (1 earned) on seven hits and no walks...ranked sixth best prospect in the Twins organization by *Baseball America* entering 2009.

**2007:** Began season at Double-A New Britain...made two starts before being issued a 50-game suspension for violation of minor league drug policy April 20; reinstated June 11 and transferred to Ft. Myers June 12...promoted to New Britain June 27...went 3-1, 1.91 ERA (37.2 IP, 8 ER) with 34 strikeouts in six starts June 28-July 25, including a scoreless 7.0-inning performance with 11 strikeouts July 25 at Connecticut...pitched season-high 8.1 innings August 21 at New Hampshire...held lefties to a .195 (22-for-113) batting average with one home run...pitched in Arizona Fall League with Phoenix Desert Dogs, going 1-1, 2.05 ERA (22.0 IP, 5 ER) in seven starts...named fifth best prospect in the Twins organization by *Baseball America* heading into the 2008 season.

**2006:** Spent entire season at Single-A Ft. Myers...went 3-1, 0.32 ERA (28.0 IP, 1 ER) in four starts July 3-24...recorded first professional complete game shutout July 24 vs. Palm Beach...had five-game win-streak July 14-August 23, going 5-0, 1.55 ERA (46.1 IP, 8 ER) in six starts, including an 11-strikeout performance August 11 vs. Sarasota, earning him Florida State League Pitcher of the Week August 7-13...finished first in FSL in strikeouts (131) and third in ERA (3.27)...ranked fifth best prospect in the Twins organization by *Baseball America* entering the 2007 season.

**2005:** Began season at Single-A Beloit...made first start April 7 vs. Quad Cities and earned the win, tossing 6.0 shutout-innings, allowing no hits, walking one and striking out eight...named Twins minor league Pitcher of the Month for May after winning five consecutive decisions May 3-30, and posting ERA of 0.24 (37.0 IP, 1 ER) during those six starts...went five consecutive starts without allowing an earned run May 3-25...had season-high 13 strikeouts May 25 vs. Cedar Rapids...went eight starts April 23-May 30 without allowing a home run (45.0 IP)...earned Midwest League Pitcher of the Week honors May 23-30...was Twins minor league Player of the Week May 27-June 2...played in Midwest League All-Star game...promoted to Ft. Myers July 12...allowed two runs on five hits in 7.0 innings while striking out seven in first start with Miracle July 16 at Brevard County...had three-game win-streak August 18-29, going 3-0, 1.93 (18.2 IP, 4 ER) during that stretch...made last start September 3 vs. Sarasota, striking out 11 in 7.0 innings, allowing two runs on four hits...finished second in Twins minor leagues in strikeouts (156) and third in wins (12)...ranked eighth best prospect in the Midwest League by *Baseball America*...rated fifth best prospect in the Twins organization by *Baseball America* entering the 2006 season.

**2004:** Began professional career with GCL Twins...earned first professional win July 8 at GCL Red Sox, allowing one run on five hits in 5.0 innings...had second straight win July 14 at GCL Red Sox, tossing a season-high 7.0 shutout innings...was 4-1, 1.59 ERA (28.1 IP, 5 ER) in six July starts...went 4-3, 2.85 ERA (41.0 IP, 13 ER) in nine starts and 1-0, 1.29 ERA (7.0 IP, 1 ER) in two relief appearances...led club in wins (5) and games started (9), and was third in strikeouts (42)...ranked 15th best prospect in the Gulf Coast League by *Baseball America*...named seventh best prospect in the Twins organization by *Baseball America* entering the 2005 season.

**PROFESSIONAL:** Selected by the Twins in the second round of the 2004 First-Year Player Draft; signed by scout Brad Weitzel.

SWARZAK'S PITCHING RECORD																			
YEAR	CLUB	W-L	ERA	G	GS	CG	SH	SV	IP	H	R	ER	HR	HB	BB	SO	WP	BK	BAA
2004	GCL Twins	5-3	2.63	11	9	0	0	1	48.0	46	20	14	1	1	6	42	2	1	.251
2005	Beloit	9-5	4.04	18	18	0	0	0	91.1	81	48	41	7	7	32	101	3	1	.238
	Ft. Myers	3-4	3.66	10	10	0	0	0	59.0	72	25	24	3	1	11	55	1	1	.300
2006	Ft. Myers	11-7	3.27	27	27	2	1	0	145.2	131	56	53	8	1	60	131	4	3	.242
2007	Ft. Myers	0-0	2.30	3	3	0	0	0	15.2	14	6	4	0	1	5	18	0	0	.241
	New Britain	5-4	3.23	15	14	1	0	0	86.1	78	34	31	6	5	23	76	2	0	.241
2008	New Britain	3-8	5.67	20	20	0	0	0	101.2	126	71	64	12	3	37	76	1	0	.304
	Rochester	5-0	1.80	7	7	0	0	0	45.0	41	14	9	4	4	14	26	1	0	.243
2009	Rochester	4-5	3.28	13	13	0	0	0	79.2	79	31	29	4	3	21	45	2	0	.261
	MINNESOTA	3-7	6.25	12	12	0	0	0	59.0	76	43	41	12	2	20	34	0	0	.311
2010	Rochester	5-12	6.21	22	22	0	0	0	111.2	143	87	77	14	5	38	69	2	0	.312
2011	Rochester	2-1	3.90	6	6	1	0	0	32.1	35	14	14	3	0	7	25	0	0	.267
	MINNESOTA	4-7	4.32	27	11	0	0	0	102.0	111	53	49	9	6	26	55	3	1	.275
2012	MINNESOTA	3-6	5.03	44	5	0	0	0	96.2	106	57	54	15	0	31	62	3	0	.284
2013	MINNESOTA	3-2	2.91	48	0	0	0	0	96.0	89	33	31	7	1	22	69	1	0	.249
2014	MINNESOTA	3-2	4.60	50	4	0	0	0	86.0	100	48	44	5	0	28	47	0	2	.288
Minor League Totals		52-49	3.97	152	149	4	1	1	816.1	846	406	360	62	31	254	664	18	6	.268
Major League Totals		16-24	4.48	181	32	0	0	0	439.2	482	234	219	48	9	127	267	7	3	.279

SWARZAK'S CAREER FIELDING RECORD								
POSITION	PCT	G	PO	A	E	TC	DP	PB
Pitcher	.984	181	25	37	1	63	3	—

SWARZAK'S BATTING RECORD														
BATTING	AVG	AB	R	H	2B	3B	HR	RBI	SH	SF	HB	BB	SO	SB
Career	.000	5	0	0	0	0	0	0	0	0	0	0	4	0

**SWARZAK'S DAY-BY-DAY**

Date	Opp.	Dec.	IP	H	R	ER	HR	BB	SO	IR/IRS	
Mar 31	@CHW	ND	1.0	0	0	0	0	0	2	0/0	
Apr 3	@CHW	BS(1)	0.1	3	4	4	0	2	0	0/0	
Apr 6	@CLE	W(1-0)	1.1	5	2	2	0	0	1	0/0	
Apr 9	OAK	ND	1.1	0	0	0	0	1	1	0/0	
Apr 11	KCR	ND	1.0	0	0	0	0	0	0	0/0	
Apr 15	TOR	ND	1.2	1	0	0	0	1	0	2/0	
Apr 17(1)	TOR	ND	1.0	0	0	0	0	0	2	0/0	
Apr 23	@TBR	ND	2.1	1	0	0	0	0	1	2/0	
Apr 25	DET	ND	3.0	6	2	2	0	0	0	3/3	
Apr 30	LAD	ND	1.0	0	0	0	0	1	0	0/0	
MARCH/APRIL TOTALS			1-0-0	14.0	16	8	8	0	5	7	5.14 ERA
May 1(2)	LAD	ND	1.1	2	1	1	0	2	0	2/0	
May 4	BAL	H(1)	0.1	0	0	0	0	1	0	2/0	
May 8	@CLE	ND	0.1	4	3	3	0	0	0	0/0	
May 10	@DET	ND	4.0	1	0	0	0	0	3	0/0	
May 14	BOS	ND	1.0	1	1	0	0	1	2	0/0	
May 18	SEA	ND	0.1	1	1	1	0	2	0	0/0	
May 25	@SFG	ND	2.1	1	0	0	0	0	2	1/0	
May 29	TEX	ND	0.2	1	0	0	0	0	1	0/0	
MAY TOTALS			0-0-0	10.1	11	6	5	0	6	8	4.35 ERA
June 2	@MIL	ND	1.1	3	2	1	1	1	0	0/0	
June 5	MIL	ND	2.1	1	0	0	0	0	0	1/1	
June 8	HOU	ND	3.0	3	0	0	0	2	2	3/3	
June 14	@DET	ND	1.2	5	3	3	0	2	1	2/2	
June 22	CHW	H(2)	2.0	0	0	0	0	0	0	0/0	
June 25	@LAA	ND	3.0	0	0	0	0	0	2	0/0	
June 30	KCR	ND	1.0	0	0	0	0	0	1	0/0	
JUNE TOTALS			0-0-0	14.1	12	5	4	1	5	6	2.51 ERA
July 3	NYJ	ND	2.0	1	0	0	0	0	2	0/0	
July 6	NYJ	ND	3.0	4	3	3	0	0	1	0/0	
July 10	@SEA	H(3)	1.1	1	1	1	0	0	1	0/0	
July 12	@COL	ND	1.0	3	2	2	0	0	0	0/0	
PRE-ASG TOTALS			1-0-0	46.0	48	25	23	1	16	25	4.50 ERA
July 18	TBR	ND	1.2	1	0	0	0	0	0	2/0	
July 23	CLE	W(2-0)	5.0	2	1	1	0	1	3		
July 30	@KCR	ND	1.0	1	0	0	0	0	1	0/0	
JULY TOTALS			1-0-0	15.0	13	7	7	0	1	8	4.20 ERA
Aug 1	@CHW	ND	1.2	5	2	2	1	0	2	0/0	
Aug 6	SDP	L(2-1)	1.0	1	1	1	1	0	1	0/0	
Aug 8	@OAK	ND	1.0	1	0	0	0	1	1	2/2	
Aug 9	@OAK	ND	1.0	1	0	0	0	0	1	0/0	
Aug 12	@HOU	ND	0.2	1	0	0	0	0	0	2/1	
Aug 18	KCR	ND	3.1	4	2	2	1	0	2	3/0	
Aug 20	CLE	ND	1.0	0	0	0	0	0	1	0/0	
Aug 22	DET	ND	1.0	1	0	0	0	0	0	3/1	
Aug 23(1)	DET	ND	1.0	1	0	0	0	0	0	0/0	
Aug 28	@KCR	W(3-1)	0.2	1	0	0	0	0	0	0/0	
Aug 31	@BAL	ND	1.0	3	3	3	1	1	1	2/2	
AUGUST TOTALS			1-1-0	13.1	19	8	8	4	2	9	5.40 ERA
Sep 2	CHW	ND	2.1	1	0	0	0	2	2	2/0	
Sep 5	LAA	ND	1.1	0	0	0	0	1	1	0/0	
Sep 6	LAA	ND	0.1	1	0	0	0	1	1	1/1	
Sep 11(1)	@CLE	ND	2.0	1	0	0	0	1	0	0/0	
Sep 15	DET	ND	4.1	11	6	6	0	1	2		
Sep 21	CLE	L(3-2)	4.1	8	5	3	0	2	2		
Sep 26	@DET	ND	4.1	7	3	3	0	1	1		
SEPTEMBER TOTALS			0-1-0	19.0	29	14	12	0	9	9	5.68 ERA
POST-ASG TOTALS			2-2-0	40.0	52	23	21	4	12	22	4.73 ERA
2014 TOTALS			3-2-0	86.0	100	48	44	5	28	47	4.60 ERA



# CALEB THIELBAR

**HEIGHT/WEIGHT:** 6-0/197  
**BORN:** 1/31/87 in Northfield, MN  
**RESIDES:** Brookings, SD  
**ACQUIRED:** Signed as minor league free agent, 8/18/11  
**M.L. SERVICE:** 1 year, 133 days  
**CONTRACT STATUS:** Signed thru 2014



**PERSONAL:** Caleb J. Thielbar (pronounced THEEL-bar)...2005 graduate of Randolph (MN) High School...2009 graduate of South Dakota State University with a degree in Wildlife and Fisheries Management.

## 2014:

- Made first career Opening Day roster and was in Twins bullpen all season.
- Earned the win in second appearance April 3 at Chicago-AL.
- Posted 12-game scoreless streak (9.0 IP) April 6-May 13, allowing just five hits, two walks and six strikeouts.
- Allowed just one earned run in 10 June appearances (9.0 IP), for a 1.00 ERA.
- Allowed just one home run in final 38 games (35.2 IP), the homer by Alex Gordon August 17 vs. Kansas City.
- Set career-highs in games (54) and innings pitched (47.2).
- Posted a 3.08 ERA (26.1 IP, 9 ER) in 28 home games and 3.80 ERA (21.1 IP, 9 ER) in 26 road games.
- Inherited bases loaded six times, the most in baseball, only three of 18 total runners in those instances scored.

**2013:** Was invite to his first major league spring training with Twins, was optioned March 14...began season at Triple-A Rochester...struck out 34 batters in 26.1 innings pitched for the Red Wings...posted eight straight scoreless appearances April 17-May 18 and was recalled by Minnesota May 20...started MLB career with 19.2 consecutive scoreless innings May 20-July 6, setting a Twins record tying him for sixth with the Mets' Joe Smith (April 1-May 5, 2007) for longest streak in baseball history to begin a career...allowed just five hits during the streak and struck out 17...retired 31 consecutive batters faced without allowing a hit; according to Elias it tied Joe Nathan (2006) for the fifth longest in club history; had streak snapped by a Ben Zobrist home run July 8 at Tampa Bay...the streak was the second longest in club history for a rookie, short of Jerry Arigo's 33 straight in 1964...earned first major league win June 1 vs. Seattle, tossing 1.0 scoreless inning of relief...allowed just two earned runs in first 28 appearances (28.2 IP), posting a 0.63 ERA in that span (until August 5)...41 of 49 appearances were scoreless, including 32 of first 36 May 20-August 25...posted a .154 opponent batting average, the lowest in Twins history and second lowest in Twins/Senators franchise history (since 1901) behind Johnny Niggeling's 1943 average of .153...posted a 1.76 ERA (46.0 IP, 9 ER), the sixth lowest in Twins history...his 49 games tied for eighth most for a rookie in Twins history...ranked sixth in AL in ERA (minimum 40.0 IP), second among rookies...tied for fifth among AL rookies in appearances...was given the Bill Boni Award as Twins Most Outstanding Rookie, voted on by the Twin Cities Chapter of the BBWAA.

**2012:** Began season with Single-A Ft. Myers, going 1-1, 0.00 ERA (12.1 IP) with four hits allowed, two walks and 16 strikeouts in seven games...transferred to Double-A New Britain April 30...13 of 16 appearances for the Rock Cats were scoreless; converted all four save opportunities...transferred to Triple-A Rochester June 20...recorded first career Triple-A win with 2.0 scoreless innings July 1 vs. Scranton-Wilkes-Barre...recorded first career Triple-A save with 0.1 scoreless inning July 5 vs. Pawtucket...struck out 20 batters in final 10 appearances (19.1 IP) July 28-September 1...pitched for Peoria Javelinas in the Arizona Fall League, going 1-0, 11.08 ERA (13.0 IP, 16 ER) in 11 games...added to Twins 40-man roster in November.

**2011:** Started season with the St. Paul Saints in the Independent League...went 3-3, 2.54 ERA (49.2 IP, 14 ER) with 15 walks and 62 strikeouts in 43 games for the Saints...signed by Minnesota as a minor league free agent August 18 and reported to Single-A Ft. Myers...appeared in three games (1 start) tossing 7.1 scoreless innings.

**2010:** Started season with Single-A Wisconsin (Milwaukee)...transferred to Rookie Helena August 3...released by Milwaukee December 13.

**2009:** Began professional career with AZL Brewers, going 6-1, 1.59 ERA (45.1 IP, 8 ER) in 14 appearances (2 starts)...transferred to Single-A Helena August 31 and made two scoreless relief appearances.

**AMATEUR CAREER:** Posted a career record of 13-16, 5.76 ERA (197.0 IP, 126 ER) with 60 walks and 152 strikeouts in 49 games (29 starts) for South Dakota State University...went 5-8, 5.44 ERA (87.2 IP, 53 ER) with 31 walks and 100 strikeouts in 22 games (12 starts) during his senior season in 2009...ended career as the Jackrabbits all-time leader in starts (44) and innings pitched (274.0), and ranked second in strikeouts (196).

**PROFESSIONAL:** Milwaukee's 18th round pick in the 2009 First-Year Player Draft; signed by scout Harvey Kuenn Jr.

## GAME HIGHS

### 2014

**IP:** 2.0, 5x, last 8/17 vs. KC  
**Walks:** 2, 8/31 at BAL  
**SO:** 3, 3x, last 6/16 at BOS  
**CG:** - -  
**Win-Streak:** 2, 4/3-5/5  
**Low-Hit:** - -

### CAREER

**IP:** 2.0, 11x, last 8/17/14 vs. KC  
**Walks:** 2, 3x, last 8/31/14 at BAL  
**SO:** 3, 5x, last 6/16/14 at BOS  
**CG:** - -  
**Win-Streak:** 3, 9/3/13-5/5/14  
**Low-Hit:** - -



## THIELBAR'S CAREER FIELDING RECORD

POSITION	PCT	G	PO	A	E	TC	DP	PB
Pitcher	.938	103	5	10	1	16	0	—

# THIELBAR'S PITCHING RECORD

YEAR	CLUB	W-L	ERA	G	GS	CG	SH	SV	IP	H	R	ER	HR	HB	BB	SO	WP	BK	BAA
2009	AZL Brewers	6-1	1.59	14	2	0	0	0	45.1	44	16	8	1	0	7	46	3	0	.246
	Helena	0-0	0.00	2	0	0	0	0	1.2	0	0	0	0	0	1	2	0	0	.000
2010	Wisconsin	0-2	5.60	30	0	0	0	3	53.0	65	41	33	6	0	14	43	0	0	.294
	Helena	0-0	3.68	9	0	0	0	0	14.2	16	7	6	2	0	0	9	1	0	.286
2011	Ft. Myers	1-0	0.00	3	1	0	0	0	7.1	1	0	0	0	0	5	5	1	0	.042
2012	Ft. Myers	1-1	0.00	7	0	0	0	1	12.1	4	1	0	0	2	2	16	0	0	.100
	New Britain	2-0	1.80	16	0	0	0	4	25.0	18	5	5	1	0	3	26	0	0	.198
	Rochester	3-1	3.57	25	1	0	0	1	40.1	42	19	16	5	1	16	32	3	0	.266
2013	Rochester	1-1	3.76	17	0	0	0	1	26.1	27	13	11	1	1	8	34	2	0	.260
	MINNESOTA	3-2	1.76	49	0	0	0	0	46.0	24	11	9	4	0	14	39	1	0	.154
2014	MINNESOTA	2-1	3.40	54	0	0	0	0	47.2	51	19	18	3	1	16	35	0	0	.280
Ind. League Totals		3-3	2.54	43	0	0	0	0	49.2	41	17	14	2	1	15	62	3	1	—
Minor League Totals		14-6	3.15	123	4	0	0	10	226.0	217	102	79	16	4	56	213	10	0	.247
Major League Totals		5-3	2.59	103	0	0	0	0	93.2	75	30	27	7	1	30	74	1	0	.222

# THIELBAR'S DAY-BY-DAY

Date	Opp.	Dec.	IP	H	R	ER	HR	BB	SO	IR/IRS
Mar 31	@CHW	ND	0.1	0	0	0	0	0	0	1/0
Apr 3	@CHW	W(1-0)	1.0	1	1	1	1	0	0	0/0
Apr 4	@CLE	ND	0.2	2	1	1	0	1	1	2/2
Apr 6	@CLE	H(1)	0.2	1	0	0	0	1	0	2/0
Apr 9	OAK	ND	2.0	0	0	0	0	0	3	0/0
Apr 15	TOR	ND	0.1	2	0	0	0	0	0	0/0
Apr 19	@KCR	ND	1.0	1	0	0	0	0	1	0/0
Apr 23	@TBR	BS(1)	0.1	0	0	0	0	0	0	3/1
Apr 24	@TBR	ND	0.2	1	0	0	0	0	0	2/2
Apr 25	DET	ND	1.0	0	0	0	0	0	0	0/0
MARCH/APRIL TOTALS		1-0-0	8.0	8	2	2	1	2	5	2.25 ERA
May 1 (2)	LAD	ND	0.1	0	0	0	0	0	0	3/0
May 4	BAL	H(2)	0.1	0	0	0	0	0	0	3/0
May 5	@CLE	W(2-0)	1.0	0	0	0	0	0	0	0/0
May 8	@CLE	ND	1.0	0	0	0	0	1	1	2/1
May 13	BOS	ND	0.1	0	0	0	0	0	1	3/0
May 14	BOS	ND	1.0	1	1	1	1	0	1	0/0
May 16	SEA	ND	0.1	2	3	3	0	1	0	0/0
May 18	SEA	ND	1.2	2	1	1	0	0	2	3/1
May 23	@SFG	ND	2.0	1	1	1	0	0	3	0/0
May 28	TEX	ND	1.0	0	0	0	0	0	1	1/0
May 30	@NYY	H(3)	1.0	0	0	0	0	0	0	0/0
MAY TOTALS		1-0-0	10.0	6	6	6	1	2	9	5.40 ERA
June 1	@NYY	ND	1.0	0	0	0	0	0	0	0/0
June 5	MIL	ND	0.2	0	1	0	0	0	2	0/0
June 7	HOU	ND	1.0	0	0	0	0	0	0	0/0
June 9	@TOR	ND	1.1	0	0	0	0	1	0	1/0
June 14	@DET	ND	1.0	3	1	1	0	0	0	0/0
June 16	@BOS	ND	1.0	1	0	0	0	1	3	0/0
June 20	CHW	H(4)	0.2	0	0	0	0	1	0	0/0
June 24	@LAA	ND	1.0	0	0	0	0	0	0	3/1
June 26	@LAA	ND	1.0	0	0	0	0	0	0	2/0
June 30	KCR	ND	0.1	2	0	0	0	0	0	0/0
JUNE TOTALS		0-0-0	9.0	6	2	1	0	3	5	1.00 ERA
July 4	NYY	ND	0.1	0	0	0	0	0	0	2/0
July 6	NYY	ND	2.0	1	0	0	0	1	0	0/0
July 9	@SEA	ND	1.0	3	1	1	0	0	2	0/0
PRE-ASG TOTALS		2-0-0	30.1	24	11	10	2	8	21	2.97 ERA
July 21	CLE	H(5)	1.2	1	0	0	0	0	2	0/0
July 23	CLE	H(6)	1.0	1	0	0	0	0	1	0/0
July 25	CHW	ND	2.0	4	1	1	0	0	2	0/0
July 31	@KCR	L(2-1)	0.1	1	2	2	0	1	0	0/0
JULY TOTALS		0-1-0	8.1	11	4	4	0	2	7	4.32 ERA
Aug 1	@CHW	ND	0.1	0	0	0	0	0	0	2/0
Aug 5	SDP	H(7)	1.0	2	0	0	0	0	1	0/0
Aug 7	@OAK	ND	0.1	1	0	0	0	1	1	1/0
Aug 8	@OAK	ND	0.1	0	0	0	0	0	0	1/0
Aug 12	@HOU	ND	0.2	1	0	0	0	0	0	0/0
Aug 15	KCR	ND	0.1	1	0	0	0	0	0	0/0
Aug 17	KCR	ND	2.0	3	2	2	1	0	1	0/0
Aug 20	CLE	ND	0.1	2	0	0	0	0	0	1/1
Aug 22	DET	ND	1.0	2	1	1	0	0	0	0/0
Aug 23(1)	DET	ND	1.0	2	0	0	0	0	0	0/0
Aug 29	@BAL	ND	1.0	0	0	0	0	0	0	0/0
Aug 31	@BAL	ND	0.2	2	1	1	0	2	1	0/0
AUGUST TOTALS		0-0-0	9.0	16	4	4	1	3	4	4.00 ERA
Sep 5	LAA	ND	1.0	1	0	0	0	1	1	0/0
Sep 7	LAA	ND	1.0	1	0	0	0	1	2	0/0
Sep 11(2)	@CLE	ND	0.2	2	1	1	0	1	1	0/0
Sep 20	CLE	ND	0.2	0	0	0	0	1	1	0/0
SEPTEMBER TOTALS		0-0-0	3.1	4	1	1	0	4	5	2.70 ERA
POST-ASG TOTALS		0-1-0	17.1	27	8	8	1	8	14	4.15 ERA
2014 TOTALS		2-1-0	47.2	51	19	18	3	16	35	3.40 ERA



# AARON THOMPSON

**HEIGHT/WEIGHT:** 6-3/195  
**BORN:** 2/28/87 in Santa Fe, NM  
**RESIDES:** Houston, TX  
**ACQUIRED:** Signed as free agent, 12/9/11  
**M.L. SERVICE:** 53 days  
**CONTRACT STATUS:** Signed thru 2014

**BATS/THROWS:** L/L  
**AGE:** 27



**PERSONAL:** Aaron Marshall Thompson...2005 graduate of Second Baptist High School in Houston, TX, where he went 8-3 with two saves and a 0.84 ERA as a senior...also struck out 133 batters in 66.0 innings pitched...signed a letter of intent with Texas A&M before signing with the Florida Marlins.

## 2014:

- Was an invite to Twins spring training and reassigned to minor league camp March 24; began season at Triple-A Rochester.
- Posted a 0.90 ERA (10.0 IP, 1 ER) with 11 strikeouts and four walks in 11 June appearances.
- 33 of 46 appearances for the Red Wings were scoreless.
- Held left-handed hitters to a .200 (12-for-60) batting average while at Rochester.
- Led the Red Wings in appearances (46).
- Had contract selected from Triple-A Rochester August 31 as Samuel Deduno was claimed off waivers by Houston; spent the rest of the season with Minnesota.
- Made Twins debut August 31 at Baltimore, tossing 1.1 scoreless innings of relief, his first major league appearance since September 18, 2011 at Los Angeles-NL, with Pittsburgh.
- Six of seven appearances for Twins were scoreless, posting a 2.45 ERA (7.1 IP, 2 ER).
- Combined to go 3-3, 3.79 ERA (59.1 IP, 25 ER) with 28 walks and 57 strikeouts in 53 appearances between Rochester and Minnesota.

## GAME HIGHS

### 2014

**IP:** 1.2, 9/9 at CLE  
**Walks:** 1, 2x, last 9/21 vs. CLE  
**SO:** 2, 2x, last 9/21 vs. CLE  
**CG:** - -  
**Win-Streak:** - -  
**Low-Hit:** - -

### CAREER

**IP:** 4.1, 8/24/11 vs. MIL  
**Walks:** 2, 2x, last 9/18/11 at LAD  
**SO:** 2, 2x, last 9/21/14 vs. CLE  
**CG:** - -  
**Win-Streak:** - -  
**Low-Hit:** - -



**2013:** Began season on the 7-day disabled list with stomach viral infection; reinstated April 15 and had contract transferred to Double-A New Britain...appeared in 11 games for the Rock Cats, posting a 0.61 ERA (14.2 IP, 1 ER) and was promoted to Triple-A Rochester May 18...struck out 42 batters in 44.0 innings pitched for the Red Wings, including a stretch of 20 strikeouts in 10 games June 4-July 14...played winter ball in the Venezuelan Winter League with Tigres de Aragua and in the Australian Baseball League with Brisbane.

**2012:** Began season on the restricted list due to violation of Minor League Drug Prevention and Treatment Program...reinstated May 29 and transferred to Double-A New Britain from Triple-A Rochester...first 13 games were as starter, going 3-7, 5.74 ERA (73.2 IP, 47 ER) June 3-August 8...final nine games were as reliever, posting a 2.19 ERA (12.1 IP, 3 ER).

**2011:** Was an invite to Pirates spring training...was reassigned to Double-A Altoona March 14...moved to the Curve's bullpen where he went 2-1, 5.47 ERA (24.2 IP, 15 ER) in 16 games...designated for assignment June 24...outrighted to Double-A Altoona, June 30...transferred to Indianapolis August 10...allowed just one run in 11.2 innings pitched for Indy (1 start and 2 relief appearances) and had his contract selected by Pittsburgh August 24...made his major league debut August 24 vs. Milwaukee, tossing 4.1 scoreless innings with four hits allowed, two walks and one strikeout...started just the one game due to the Pirates having played two games as part of a make-up two days earlier...optioned back to Indianapolis after the start...recalled by Pittsburgh September 6 and appeared in three games for the Pirates out of the bullpen.

**2010:** Spent first full season in Washington organization...started season with Double-A Harrisburg...transferred to Syracuse, April 24 and made one start vs. Rochester, before returning to Harrisburg April 26...won back-to-back starts June 22 and 28...earned final win, tossing 6.0 hitless innings with one hit allowed and six walks June 28 at Portland...claimed off waivers by Pittsburgh December 23.

**2009:** Began season with Double-A Jacksonville (Florida)...posted a 2.70 ERA (30.0 IP, 9 ER) in five June starts...acquired by Washington for infielder Nick Johnson July 31 and assigned to Harrisburg...struck out season-high 11 batters and gave up one run in 6.0 innings, but received a no decision August 23 at Portland...established minor league career-high with 146.2 innings pitched.

**2008:** Spent majority of season with Single-A Carolina (Florida)...placed on 7-day disabled list with a left shoulder strain May 16...made two rehab starts with the GCL Marlins and was reinstated July 18...hit first professional home run July 31 vs. Jacksonville...won first game, tossing 7.0 scoreless innings August 10 vs. Mobile...participated in Arizona Fall League and went 1-0 with a 6.00 ERA (15.0 IP, 10 ER) in 11 relief appearances with the Mesa Solar Sox...rated as having the best changeup in the Florida system by *Baseball America*, prior to 2009 season.

**2007:** Spent season with Single-A Jupiter (Florida)...ranked second among Florida minor leaguers in ERA and surrendered just two home runs...won first decision with 8.0 scoreless innings in fourth start April 24 vs. St. Lucie...made first professional relief appearance April 29 at St. Lucie...struck out season-high 10 batters May 25 vs. Clearwater...won back-to-back starts August 14 and 20.

**2006:** Named to South Atlantic League midseason All-Star team and posted minor league career-highs in victories and strikeouts, while spending entire season with Single-A Greensboro (Florida)...was winning pitcher in the All-Star Game June 20; pitched a perfect sixth inning and struck out two batters and earned Pitcher of the Game honors.

**2005:** Started professional career with GCL Marlins...went 3-6 with a 3.96 ERA in 13 total starts...made first professional start June 27 vs. GCL Mets...suffered three straight losses to begin career before first win July 18 at GCL Dodgers...transferred to Jamestown and picked up lone win with Jammers in second start August 20 at Auburn...allowed three earned runs-or-less in all five starts with Jamestown.

**PROFESSIONAL:** Selected by Florida in the first round (22nd overall) of the 2005 First-Year Player Draft; signed by scout Dennis Cardoza.

THOMPSON'S PITCHING RECORD																			
YEAR	CLUB	W-L	ERA	G	GS	CG	SH	SV	IP	H	R	ER	HR	HB	BB	SO	WP	BK	BAA
2005	GCL Marlins	2-4	4.50	8	8	0	0	0	32.0	42	20	16	1	0	10	41	4	0	.316
	Jamestown	1-2	3.10	5	5	0	0	0	20.1	25	13	7	1	1	10	17	0	0	.301
2006	Greensboro	8-8	3.63	24	24	0	0	0	134.0	139	68	54	12	5	35	114	3	2	.270
2007	Jupiter	4-6	3.37	20	19	0	0	0	115.0	121	64	43	2	4	35	84	9	0	.266
2008	GCL Marlins	0-0	2.00	2	2	0	0	0	9.0	8	2	2	0	0	1	9	0	0	.242
	Carolina	2-5	5.62	16	16	0	0	0	81.2	111	61	51	9	2	40	53	4	2	.331
2009	Jacksonville	5-9	4.11	20	20	0	0	0	114.0	121	63	52	7	2	43	75	5	2	.268
	Harrisburg	0-3	3.31	6	6	0	0	0	32.2	32	18	12	3	0	11	27	2	0	.254
2010	Syracuse	1-0	1.80	1	1	0	0	0	5.0	5	1	1	0	0	3	4	0	0	.250
	Harrisburg	4-13	5.80	26	26	0	0	0	136.2	164	96	88	16	5	53	95	5	2	.299
2011	Altoona	4-7	5.16	28	12	0	0	0	83.2	100	55	48	6	2	20	51	9	3	.307
	Indianapolis	1-0	2.84	5	4	0	0	0	19.0	23	6	6	0	0	9	10	0	0	.295
	PITTSBURGH	0-0	7.04	4	1	0	0	0	7.2	13	6	6	2	0	6	1	0	0	.382
2012	New Britain	3-8	5.23	22	13	0	0	0	86.0	115	54	50	9	8	22	45	4	0	.334
2013	New Britain	0-1	0.61	11	0	0	0	3	14.2	11	1	1	0	0	3	11	0	1	.204
	Rochester	3-2	3.48	31	1	0	0	6	44.0	49	20	17	3	1	13	42	3	0	.285
2014	Rochester	3-3	3.98	46	0	0	0	3	52.0	49	27	23	5	1	26	51	4	0	.250
	MINNESOTA	0-0	2.45	7	0	0	0	0	7.1	8	2	2	0	0	2	6	0	0	.286
Minor League Totals		41-71	4.33	271	157	0	0	12	979.2	1115	569	471	74	31	334	729	52	12	.288
American League Totals		0-0	2.45	7	0	0	0	0	7.1	8	2	2	0	0	2	6	0	0	.286
National League Totals		0-0	7.04	4	1	0	0	0	7.2	13	6	6	2	0	6	1	0	0	.382
Major League Totals		0-0	4.80	11	1	0	0	0	15.0	21	8	8	2	0	8	7	0	0	.339

THOMPSON'S CAREER FIELDING RECORD								
POSITION	PCT	G	PO	A	E	TC	DP	PB
Pitcher	1.000	11	1	2	0	3	0	—

THOMPSON'S BATTING RECORD																
BATTING	AVG	AB	R	H	2B	3B	HR	RBI	SH	SF	HB	BB	SO	SB	CS	OBP
Career	.000	0	0	0	0	0	0	0	0	0	0	1	0	0	0	1.000

THOMPSON'S DAY-BY-DAY											
Date	Opp.	Dec.	IP	H	R	ER	HR	BB	SO	IR/IRS	
Aug 31	@BAL	ND	1.1	1	0	0	0	0	1	3/0	
AUGUST TOTALS		0-0-0	1.1	1	0	0	0	0	1	0.00 ERA	
Sep 5	LAA	ND	0.2	0	0	0	0	0	1	0/0	
Sep 9	@CLE	H(1)	1.2	2	0	0	0	0	2	0/0	
Sep 13(1)	@CHW	ND	0.0	1	0	0	0	1	0	2/1	
Sep 19	CLE	ND	1.1	0	0	0	0	0	0	0/0	
Sep 21	CLE	ND	1.1	3	2	2	0	1	2	2/0	
Sep 26	@DET	ND	1.0	1	0	0	0	0	0	0/0	
SEPTEMBER TOTALS		0-0-0	6.0	7	2	2	0	2	5	3.00 ERA	
POST-ASG TOTALS		0-0-0	7.1	8	2	2	0	2	6	2.45 ERA	
2014 TOTALS		0-0-0	7.1	8	2	2	0	2	6	2.45 ERA	



# MICHAEL TONKIN

**HEIGHT/WEIGHT:** 6-7/220

**BORN:** 11/19/89 in Glendale, CA

**RESIDES:** Palmdale, CA

**ACQUIRED:** 30th round, 2008 First-Year Player Draft

**M.L. SERVICE:** 96 days

**CONTRACT STATUS:** Signed thru 2014

**BATS/THROWS:** R/R

**AGE:** 24



**PERSONAL:** Michael Harvey Tonkin...2008 graduate of Palmdale (CA) High School...brother-in-law of former Twins outfielder Jason Kubel.

## 2014:

- Was in Twins spring training, optioned to Triple-A Rochester March 24 but recalled from Triple-A Rochester and was on Opening Day roster as Brian Duensing was placed on Paternity List.
- Made one appearance and was optioned to Triple-A Rochester April 3...recalled again April 12.
- Posted a 1.29 ERA (7.0 IP, 1 ER) in first nine appearances overall with Minnesota.
- Optioned to Rochester May 18.
- Struck out at least one batter in 14 straight appearances May 29-July 5, at Rochester.
- Ranked third on the Red Wings staff with 39 appearances and led the club in saves with 10 (12 opportunities).
- 15 of final 19 appearances for Red Wings were scoreless (since July 11), posting a 2.18 ERA (20.2 IP, 5 ER) in that span.
- Recalled September 2.
- Pitched in 10 games in September, posting a 2.70 ERA (6.2 IP, 2 ER) with no walks and seven strikeouts.

**2013:** Participated in his first Twins major league spring training, was optioned March 11...began season with Double-A New Britain...did not allow an earned run in 15 consecutive appearances (16.2 IP) April 21-May 28 and was promoted to Triple-A Rochester May 30...did not allow an earned run in first 10 appearances (11.2 IP) for the Red Wings May 30-June 23...recalled by Minnesota July 11 when Caleb Thielbar was placed on the Bereavement List...made major league debut July 11 at Tampa Bay, pitching 1.1 scoreless innings with one strikeout...optioned to Triple-A July 13...recalled August 20; appeared in one game for the Twins and optioned back to Rochester August 23...converted 14 of 15 save opportunities for the Red Wings leading the club in saves...recalled September 9 and posted a 1.00 ERA (9.0 IP, 1 ER) in seven September games...posted a 3.03 ERA (68.1 IP, 23 ER) with 76 strikeouts and 19 walks in 61 games between all three levels...led Twins minor leaguers in saves (21)...named reliever on MiLB.com Twins organizational All-Star team.

**2012:** Started season with Single-A Beloit and won in first appearance, tossing 2.0 scoreless innings April 6 vs. Peoria...recorded at least one strikeout in 20 of 22 appearances for the Snappers, totalling 53 strikeouts in 39.0 innings...struck out multiple batters in 15 appearances...selected to play in the Midwest League All-Star Game...promoted to Single-A Ft. Myers June 20...named Twins minor league Pitcher of the Week June 15, tossing 5.2 scoreless innings with three saves, no hits allowed, no walks and 12 strikeouts in five games...named Twins minor league Pitcher of the Month for June, going 0-1, 0.64 ERA (14.1 IP, 1 ER) with two saves and 27 strikeouts in nine games...recorded at least one strikeout in all 22 appearances for the Miracle, totalling 44 strikeouts in 30.1 innings...struck out multiple batters in 15 appearances...combined to go 4-1, 2.08 ERA (69.1 IP, 16 ER) with 12 saves, 97 strikeouts and 20 walks in 44 appearances between both levels...named reliever on MiLB.com Twins organizational All-Star team...played for Peoria Javelinas in the Arizona Fall League, going 1-0, 2.45 ERA (14.2 IP, 4 ER) with three walks and seven strikeouts in 10 games...added to the Twins 40-man roster in November.

**2011:** Spent entire season with Single-A Beloit...did not allow a run in 13 consecutive appearances (14.2 IP) May 23-June 28...posted a 2.13 ERA (12.2 IP, 3 ER) in 10 June appearances...recorded at least one strikeout in 11 straight appearances (23 total) July 9-August 15...allowed just three home runs on the season and just one in final 40 appearances since May 2...tied for team-lead in appearances (48).

**2010:** Started season with Single-A Beloit...went 3-6, 4.29 ERA (65.0 IP, 31 ER) in 13 games (12 starts) for the Snappers...transferred to Rookie Elizabethton July 19...eight of 10 appearances for the E-Twins were scoreless — seven of those scoreless appearances were outings of 2.0 innings-or-more.

**2009:** Spent entire season with Rookie GCL Twins...named Twins minor league Pitcher of the Week July 17, going 1-0, 0.00 ERA (7.0 IP) with two hits allowed and 15 strikeouts in one start...went 2-1, 1.73 ERA (26.0 IP, 5 ER) in five August games (4 starts)...finished second in the GCL in strikeouts (60).

**2008:** Spent first professional season with GCL Twins, going 0-1, 3.27 ERA (11.0 IP, 4 ER) in six games (1 start)...ranked 30th best prospect in the Twins organization by *Baseball America* entering the 2009 season.

**PROFESSIONAL:** Selected by the Twins in the 30th round of the 2008 First-Year Player Draft; signed by Twins scout Dan Cox.

## GAME HIGHS

### 2014

**IP:** 1.2, 4/25 vs. DET

**Walks:** 3, 5/1 vs. LAD

**SO:** 2, 2x, last 9/15 vs. DET

**CG:** - -

**Win-Streak:** - -

**Low-Hit:** - -

### CAREER

**IP:** 2.0, 9/20/13 at OAK

**Walks:** 3, 5/1/14 vs. LAD

**SO:** 3, 9/14/13 vs. TB

**CG:** - -

**Win-Streak:** - -

**Low-Hit:** - -



TONKIN'S PITCHING RECORD																			
YEAR	CLUB	W-L	ERA	G	GS	CG	SH	SV	IP	H	R	ER	HR	HB	BB	SO	WP	BK	BAA
2008	GCL Twins	0-1	3.27	6	1	0	0	0	11.0	10	4	4	0	1	3	8	0	0	.244
2009	GCL Twins	3-4	3.62	11	9	0	0	0	54.2	55	30	22	2	4	9	60	5	0	.258
2010	Elizabethton	1-0	1.08	10	0	0	0	1	25.0	18	6	3	1	4	4	26	1	0	.196
	Beloit	3-6	4.29	13	12	0	0	0	65.0	76	43	31	7	8	18	40	7	0	.287
2011	Beloit	4-3	3.87	48	3	0	5	2	76.2	82	41	33	3	8	24	69	6	0	.271
2012	Beloit	3-0	1.38	22	0	0	0	6	39.0	29	8	6	1	1	9	53	5	0	.206
	Ft. Myers	1-1	2.97	22	0	0	0	6	30.1	24	12	10	2	2	11	44	1	0	.212
2013	Rochester	1-2	4.41	30	0	0	0	14	32.2	33	18	16	3	1	8	36	0	0	.256
	New Britain	1-2	2.22	22	0	0	0	7	24.1	21	10	6	0	3	8	30	2	0	.216
	MINNESOTA	0-0	0.79	9	0	0	0	0	11.1	9	6	1	0	0	3	10	1	0	.205
2014	Rochester	3-4	2.80	39	0	0	0	10	45.0	41	18	14	2	2	12	46	1	0	.246
	MINNESOTA	0-0	4.74	25	0	0	0	0	19.0	23	13	10	2	2	6	16	1	0	.307
Minor League Totals		20-23	3.23	223	25	0	0	46	403.2	389	190	145	21	34	106	412	28	0	.249
Major League Totals		0-0	3.26	34	0	0	0	0	30.1	32	19	11	2	2	9	26	2	0	.269

TONKIN'S CAREER FIELDING RECORD								
POSITION	PCT	G	PO	A	E	TC	DP	PB
Pitcher	1.000	34	1	6	0	7	1	—

TONKIN'S DAY-BY-DAY											
Date	Opp.	Dec.	IP	H	R	ER	HR	BB	SO	IR/IRS	
Apr 2	@CHW	ND	1.0	1	0	0	0	0	1	0/0	
Apr 12	KCR	ND	1.0	1	0	0	0	0	1	0/0	
Apr 15	TOR	ND	1.0	2	1	1	0	0	0	2/2	
Apr 18	@KCR	ND	0.1	0	0	0	0	0	0	1/0	
Apr 19	@KCR	ND	1.0	0	0	0	0	0	2	0/0	
Apr 23	@TBR	H(1)	0.1	0	0	0	0	1	0	2/0	
Apr 24	@TBR	H(2)	0.1	0	0	0	0	0	0	1/0	
Apr 25	DET	ND	1.2	1	0	0	0	0	1	1/0	
Apr 30	LAD	ND	0.1	1	0	0	0	0	0	2/2	
APRIL TOTALS			0-0-0	7.0	6	1	1	0	1	5	1.29 ERA
May 1(2)	LAD	ND	1.0	1	1	1	1	3	1	3/0	
May 8	@CLE	ND	0.2	1	1	0	0	0	1	2/0	
May 10	@DET	ND	1.0	2	3	3	1	0	0	0/0	
May 13	BOS	H(3)	0.2	3	3	3	0	0	1	0/0	
May 14	BOS	ND	1.0	1	2	0	0	2	0	0/0	
May 18	SEA	ND	1.0	1	0	0	0	0	1	0/0	
MAY TOTALS			0-0-0	5.1	9	10	7	2	5	4	11.81 ERA
PRE-ASG TOTALS			0-0-0	12.1	15	11	8	2	6	9	5.84 ERA
Sep 2	CHW	ND	0.2	0	0	0	0	0	1	0/0	
Sep 3	CHW	ND	1.0	3	1	1	0	0	0	0/0	
Sep 5	LAA	ND	0.2	1	0	0	0	0	1	1/1	
Sep 11(2)	@CLE	ND	0.1	0	0	0	0	0	1	2/0	
Sep 13(1)	@CHW	ND	1.0	0	0	0	0	0	1	3/1	
Sep 15	DET	ND	0.2	0	0	0	0	0	2	0/0	
Sep 17	DET	H(4)	0.1	0	0	0	0	0	0	2/0	
Sep 19	CLE	ND	0.0	1	0	0	0	0	0	0/0	
Sep 22	ARI	ND	1.0	2	1	1	0	0	0	0/0	
Sep 25	@DET	ND	1.0	1	0	0	0	0	1	0/0	
SEPTEMBER TOTALS			0-0-0	6.2	8	2	2	0	7	2.70 ERA	
POST-ASG TOTALS			0-0-0	6.2	8	2	2	0	7	2.70 ERA	
2014 TOTALS			0-0-0	19.0	23	13	10	2	6	16	4.74 ERA



# KENNYSVARGAS

**HEIGHT/WEIGHT:** 6-5/273

**BORN:** 8/1/90 in Canovanas, PR

**RESIDES:** Canovanas, PR

**ACQUIRED:** Signed as an undrafted free agent, 2/25/09

**M.L. SERVICE:** 60 days

**CONTRACT STATUS:** Signed thru 2014

**BATS/THROWS:** S/R

**AGE:** 24



**PERSONAL:** Kennys Vargas (pronounced KEN-ees)...attended Luis Hernaiz Verone (PR) High School in Calle Autonomia, Canovanas, Puerto Rico, the sixth ever player from that school to play professionally.

## 2014:

- Was optioned to Double-A New Britain from Twins spring training March 9.
- Named Twins minor league Player of the Week May 4, after hitting .476 (10-for-21) with two doubles, three home runs, seven RBI and five walks in seven games.
- Hit .358 (38-for-106) with seven doubles, five home runs and 24 RBI in 29 May games.
- Hit six home runs with 20 RBI in an 11-game span June 6-19.
- Named Eastern League midseason All-Star.
- Participated in the SiriusXM Future's Game at Target Field July 13, for the World Team; batted fourth and played first base, going 1-for-4 with a double.
- Hit .281 (100-for-356) with 17 doubles, 17 home runs and 63 RBI in 97 games for the Rock Cats and was recalled July 31 when the Twins traded outfielder Sam Fuld to Oakland.
- Made major league debut August 1 at Chicago-AL, batting sixth and playing first base; recorded first career hit with two-RBI double off Chris Sale.
- Hit first career home run August 5 vs. San Diego, a three-run shot off Jesse Hahn.
- Recorded multiple-RBI five times in first 15 games (through August 17), making him the first player in club history to do so.
- Set season-high with five RBI August 23 vs. Detroit (Game 1).
- Through games of August 23, he had 22 RBI in 21 games, the first rookie to have as many in such few games since Albert Pujols had 22 in 2001.
- Hit .309 (38-for-123) with seven doubles, four home runs, 24 RBI, 17 runs scored, 11 multi-hit games, hitting safely in 24 of 29 games in August...the 24 RBI were tied with Trevor Plouffe for third most in the AL and tied for fifth most in baseball...38 hits were tied for third most in the AL...among rookies in baseball during August, he ranked first in RBI, tied for second in hits, tied for third in runs and sixth in batting average...among Twins all-time rookies, the 24 RBI tied him with Gary Gaetti (July 1982) for second most all-time for any month (record held by Jimmie Hall, 27 in August of 1963).
- Recorded 38 hits in August, paired with Danny Santana's 41, totaling 79, the second most in Twins history for two rookies in one month, trailing only Bernie Allen (44) and Rich Rollins (40), who combined for 84 in August of 1962.
- Set season-high with eight-game hitting streak August 29-September 5, hitting .314 (11-for-35) with eight RBI during the streak.
- Through games of September 3, he had 43 hits and 31 RBI in just 32 major league games, according to Elias, prior to Vargas, the most recent players who registered at least 40 hits and 30-or-more RBI in so few games into their careers were Albert Pujols (40/30 in his 29th game) and Joe DiMaggio (28th game).
- Recorded 38 RBI since call up, August 1, tied for fourth most in baseball since that date through the end of the season and tied for seventh most in baseball.
- Led all rookies in baseball Post-All-Star break in RBI (38), tied for sixth in hits (59), and tied for seventh in doubles (10).
- Recorded 5.66 RBI-per-at-bat ratio, the second highest in Twins history for a rookie (min. 150 at-bats), trailing Brian Buscher (4.64 in 2008).
- Given the Sherry Robertson Award for Twins Minor League Player of the Year.

**2013:** Spent season with Single-A Ft. Myers...hit .313 (30-for-96) with eight doubles, eight home runs, 30 RBI and 15 walks in 28 May games...hit .361 (30-for-83) with nine doubles and 18 RBI in 23 June games...named Florida State League Midseason and Postseason All-Star...recorded second career two-homer game and career-high six RBI July 27 vs. Clearwater...recorded 93 RBI, the most in the Florida State League and seventh most among all Single-A players...93 RBI marked the most for a Miracle player since Erik Lis had 97 in 2007...tied for second in the FSL in home runs (19)...hit .282 (42-for-149) with nine doubles and five home runs from the right side and .260 (80-for-308) with 24 doubles and 14 home runs from the left side...added to Twins 40-man roster November 20.

**2012:** Spent season with Single-A Beloit...missed the Snappers first 99 games, serving part of a 50-game MLB drug suspension from August 11, 2011...hit two home runs in first game July 22 vs. Great Lakes...homered six times in first nine games July 22-31, including second professional grand slam July 28 at Peoria...reached base safely in final 22 games August 12-September 3, including a 12-game hitting streak August 12-24...named Twins minor league Player of the Week August 24, hitting .429 (12-for-28) with one double, one home run, five RBI and four runs scored in seven games...hit .296 (8-for-27) with no home runs and five RBI from the right side and .323 (41-for-127) with 11 home runs and

## GAME HIGHS

### 2014

**Hits:** 3, 4x, last 9/16 vs. DET

**HR:** 1, 9x, last 9/19 vs. CLE

**RBI:** 5, 8/23 vs. DET

**Grand Slams:** --

**Hit-Streak:** 8, 8/29-9/5

**SB:** --

### CAREER

**Hits:** 3, 4x, last 9/16/14 vs. DET

**HR:** 1, 9x, last 9/19/14 vs. CLE

**RBI:** 5, 8/23/14 vs. DET

**Grand Slams:** --

**Hit-Streak:** 8, 8/29-9/5/14

**SB:** --



31 RBI from the left side.

**2011:** Spent entire season with Rookie Elizabethton...homered in first two games June 21 and 22 vs. Bluefield...hit safely in season-high 10 straight July 1-14, hitting .432 (16-for-37) with 15 RBI and a .488 on-base percentage in that span...suspended for 50 games August 11 for violating MLB's drug policy...hit .349 (15-for-43) with three extra-base hits from the right side and .313 (41-for-131) with 14 extra-base hits from the left side.

**2010:** Spent entire season in Gulf Coast League...named GCL Postseason All-Star...hit .383 (36-for-94) from the left side and .208 (10-for-48) from the right side...led team in batting average (.324), RBI (26), doubles (15) and slugging percentage (.507), second in games (39) and third in at-bats (142)...finished second in Gulf Coast League in doubles.


**2009:** Spent first professional season with GCL Twins...hit first professional grand slam and home run in second career game June 28 at GCL Rays...hit .333 (6-for-18) with two homers from the right side and .242 (22-for-91) with one home run from the left side.

**PROFESSIONAL:** Signed by the Twins as an undrafted free agent February 25, 2009; signed by scout Hector Otero.

VARGAS' PLAYING RECORD																			
YEAR	CLUB	AVG	G	AB	R	H	2B	3B	HR	RBI	SH	SF	HB	BB	SO	SB	CS	E	OBP
2009	GCL Twins	.257	35	109	12	28	7	0	3	18	0	1	3	17	34	2	0	3	.369
2010	GCL Twins	.324	39	142	24	46	15	1	3	26	0	2	3	13	40	1	0	3	.388
2011	Elizabethton	.322	44	174	27	56	11	0	6	33	0	1	1	15	50	0	0	4	.377
2012	Beloit	.318	41	154	22	49	10	1	11	36	0	3	1	28	41	0	0	3	.419
2013	Ft. Myers	.267	125	457	68	122	33	1	19	93	0	6	7	50	105	0	0	11	.344
2014	New Britain	.281	97	356	50	100	17	0	17	63	0	3	3	43	68	0	2	4	.360
	MINNESOTA	.274	53	215	26	59	10	1	9	38	0	4	3	12	63	0	0	3	.316
Minor League Totals		.288	381	1392	203	401	93	3	59	269	0	16	18	166	338	3	2	28	.367
Major League Totals		.274	53	215	26	59	10	1	9	38	0	4	3	12	63	0	0	3	.316

VARGAS' CAREER FIELDING RECORD								
POSITION	PCT	G	PO	A	E	TC	DP	PB
First Base	.970	13	88	9	3	100	3	—

TWINS 2014 FINAL ROSTER - HOW CONSTRUCTED					
	FIRST-YEAR PLAYER DRAFT (13)	VIA TRADE (5)	SIGNED AS FREE AGENT (14)	RULE-5 DRAFT (1)	CLAIMED OFF WAIVERS (1)
2001:	Joe Mauer (1st round)				
2004:	Glen Perkins (1st round) Trevor Plouffe (1st round) Anthony Swarzak (2nd round)				
2005:	Brian Duensing (3rd round)				
2006:	Chris Parmelee (1st round)		Josmil Pinto		
2007:			Oswaldo Arcia Danny Santana		
2008:	Aaron Hicks (1st round) Michael Tonkin (30th round)				
2009:	Brian Dozier (8th round) Kyle Gibson (1st round) Chris Herrmann (6th round)		Kennys Vargas		
2010:	A.J. Achter (46th round) Logan Darnell (6th round)				
2011:		Lester Oliveros (DET)	Jared Burton Caleb Thielbar Aaron Thompson		
2012:		Eduardo Escobar (CWS) Trevor May (PHI)	Casey Fien Eric Fryer	Ryan Pressly (BOS)	
2013:			Doug Bernier Phil Hughes Ricky Nolasco Mike Pelfrey Kurt Suzuki		
2014:		Tommy Milone (OAK) Eduardo Nunez (NYY)			Jordan Schafer (ATL)
*LIST INCLUDES 40-MAN ROSTER AND DISABLED LIST PLAYERS AT SEASON'S END					



2014  
**ALL★STAR**  
**GAME**

PLAYERS THAT DID NOT FINISH





# JASON BARTLETT

**HEIGHT/WEIGHT:** 6-0/190

**BORN:** 10/30/79 in Mountain View, CA

**RESIDES:** Redington Beach, FL

**ACQUIRED:** Signed as free agent, 11/11/13

**M.L. SERVICE:** 7 years, 76 days

**BATS/THROWS:** R/R

**AGE:** 34



**PERSONAL:** Jason Alan Bartlett...wife, Kelly (Chevez)...sons Jayden and Jagger...wife, Kelly is a former All-Atlantic 10 lacrosse player at St. Bonaventure University...1997 graduate of St. Mary's (CA) High School...attended the University of Oklahoma...father-in-law, Tony Chevez, pitched in four games for the Orioles in 1977.

## 2014:

- Was non-roster invite to Twins spring training...made the Opening Day roster, his first since 2011 with San Diego, his first with Minnesota since 2007.
- Played in three games, going 0-for-3 with three runs scored.
- Placed on 15-day disabled list April 7 with left ankle sprain.
- Went on rehab assignment with Single-A Ft. Myers, playing in two games before deciding to retire April 17.

**2013:** Did not play baseball professionally.

**2012:** Started season with San Diego, hitting .133 (11-for-83) with five doubles, four RBI and 27 strikeouts...placed on 15-day disabled list May 15 with right knee strain; had knee surgery in June and was transferred to 60-day disabled list June 7...released August 23.

**2011:** Played first season with San Diego after being acquired via trade from the Rays December 17, 2010 along with a Player to be Named Later, in exchange for pitchers Brandon Gomes, Adam Russell and Cesar Ramos, and infielder Cole Figueroa...recorded an RBI in nine straight games May 8-17, tying a club record...tied for team-lead in hits (136)...ranked second on club in multi-hit games (34).

**2010:** Made third straight Opening Day start for Rays, tying Julio Lugo (2004-06) and Kevin Stocker (1998-2000) for most Opening Day starts at shortstop in Rays history...placed on 15-day disabled list May 30-June 15 with a right hamstring strain; played in one game on rehab assignment with Single-A Charlotte...recorded two of Rays five walk-off hits — May 17 vs. Cleveland and July 11 vs. Cleveland...hit 21st consecutive solo home run, the second longest such streak in major league history, behind Curtis Granderson's 23 from 2007-08...hit first career grand slam August 5 vs. Minnesota, as a pinch hitter...posted a .977 fielding percentage, third-highest among AL shortstops.

**2009:** Hit safely in 19 straight games May 15-June 25, setting a club record; placed on 15-day disabled list during middle of streak with sprained left ankle May 26-June 15...earned first career All-Star selection as a reserve, going 0-for-1...reached base via hit or walk in all but 15 games, the Rays went 3-12 in those games...hit .386 with runners in scoring position, leading the AL and setting a Rays record; became just the third AL shortstop to lead the league in average with RISP (Alan Trammell — .379 in 1990 and Michael Young — .412 in 2006)...ranked third among all AL shortstops in batting average (.320), on-base percentage (.393) and slugging percentage (.490)...his batting average stayed at .317-or-higher all season...established a Rays franchise record with a .320 batting average, surpassing the previous mark of .315, set by Carl Crawford in 2007.

**2008:** Spent season with Tampa Bay...placed on disabled list July 4-23 with a right knee sprain, missing 16 games...placed on disabled list again August 4-13 after being hit on the right index finger on a foul bunt attempt, missed nine games...ranked second among AL shortstops in batting average (.286) and first in stolen bases (20)...placed 18th in AL Most Valuable Player voting, tallying 12 points...named Rays Most Valuable Player by the Tampa Bay Chapter of the BBWAA.

**2007:** Spent first full season in major leagues and was Twins Opening Day shortstop...set a career-high in games (140)...led the team in stolen bases (23), second most among AL shortstops...was acquired by Tampa Bay via trade November 28, along with pitchers Matt Garza and Eduardo Morlan, in exchange for outfielders Delmon Young and Jason Pridie, and infielder Brendan Harris.

**2006:** Began season at Triple-A Rochester...recalled June 14...committed 22 errors on the season, including just one in his first 23 games from June 14-July 9...recorded first career five-hit game August 6 at Kansas City...hit second home run of the season, a three-run shot, September 19 at Boston...drove in the game-winning run in the Twins 2-1 win over the Royals with the bases loaded in the 10th inning September 28...appeared in 99 consecutive games after being recalled.

**2005:** Made Twins Opening Day roster and was in Opening Day lineup, batting second at shortstop...hit first major league home run April 12 vs. Detroit off Mike Maroth...recorded first career four-hit game August 27 at Texas...ranked 10th among American League rookies in walks (21) and on-base percentage (.316).

**2004:** Began season at Triple-A Rochester...placed on disabled list May 10-July 15 with broken right wrist...recalled July 27...made major league debut August 3 vs. Anaheim...optioned August 6...recalled September 7...recorded first major league hit and RBI September 21 at Chicago-AL, singling off Jon Garland...ranked 10th best prospect in International League by *Baseball America*...played for Grand Canyon in the Arizona Fall League.

**2003:** Spent first season in Twins organization with Double-A New Britain...named Twins minor league Player of the Week June 14-20...selected to Eastern League All-Star Game...named Eastern League Player of the Week July 16-22...named to Eastern League Postseason All-Star Team...named Double-A All-Star and second team minor league All-Star by *Baseball America*...ranked ninth best prospect in Eastern League by *Baseball America*...tied for second in league in runs (96), third in stolen bases (41) and fourth in hits (162)...led Twins minor leagues in runs, walks (58) and stolen bases, was second in triples (8), third in hits and fourth in total bases (233)...tied for eighth among all minor leaguers in runs.

**2002:** Began season at Lake Elsinore (San Diego)...placed on disabled list April 17-28 with ligament strain in left hand...acquired by Minnesota via trade from San Diego July 12, in exchange for outfielder Brian Buchanan...led Padres organization in stolen bases (32) and was ninth in runs (57).

**2001:** Ranked fourth in Northwoods League in runs (49), tied for fifth in hits (80) and 10th in batting average (.300)...named to Northwoods League All-Star team...rated ninth best prospect in Northwest League by *Baseball America*.

**PROFESSIONAL:** San Diego's 13th round pick in the 2001 First-Year Player Draft; signed by scout Lane Decker.

BARTLETT'S PLAYING RECORD																			
YEAR	CLUB	AVG	G	AB	R	H	2B	3B	HR	RBI	SH	SF	HB	BB	SO	SB	CS	E	OBP
2001	Eugene	.300	68	267	49	80	12	4	3	37	2	3	4	28	47	12	4	17	.371
2002	Lake Elsinore	.250	75	308	57	77	14	4	1	33	1	2	5	32	53	24	5	22	.329
	Ft. Myers	.262	39	145	24	38	7	0	2	9	1	3	2	17	24	11	2	7	.341
2003	New Britain	.296	139	548	96	162	31	8	8	48	4	6	20	58	67	41	24	20	.380
2004	GCL Twins	.357	5	14	1	5	1	0	0	1	0	0	1	0	3	0	0	2	.400
	Rochester	.331	67	269	54	89	15	7	3	29	2	2	7	33	37	7	3	19	.415
	MINNESOTA	.083	8	12	2	1	0	0	0	1	1	0	0	1	1	2	0	2	.154
2005	Rochester	.332	61	229	41	76	10	2	5	33	0	7	4	29	34	2	2	12	.405
	MINNESOTA	.241	74	224	33	54	10	1	3	16	2	1	4	21	37	4	0	7	.316
2006	Rochester	.306	58	235	42	72	23	3	1	20	0	3	2	10	28	6	3	8	.336
	MINNESOTA	.309	99	333	44	103	18	2	2	32	1	5	11	22	46	10	5	13	.367
2007	MINNESOTA	.265	140	510	75	135	20	7	5	43	0	2	8	50	73	23	3	26	.339
2008	TAMPA BAY	.286	128	454	48	130	25	3	1	37	5	4	9	22	69	20	6	16	.329
2009	Charlotte	.455	3	11	2	5	0	1	0	0	0	0	0	2	2	0	1	1	.538
	TAMPA BAY	.320	137	500	90	160	29	7	14	66	4	4	5	54	89	30	7	20	.389
2010	Durham	.667	1	3	0	2	1	0	0	0	0	0	0	1	1	0	0	0	.750
	TAMPA BAY	.254	135	468	71	119	27	3	4	47	11	3	5	45	83	11	6	11	.324
2011	SAN DIEGO	.245	139	554	61	136	22	3	2	40	5	6	5	48	98	23	10	18	.308
2012	SAN DIEGO	.133	29	83	8	11	5	0	0	4	2	1	0	12	27	0	0	5	.240
2013		DID NOT PLAY																	
2014	MINNESOTA	.000	3	3	3	0	0	0	0	0	0	0	1	0	3	0	0	0	.250
Minor League Totals		.299	516	2029	366	606	114	29	23	210	10	26	45	210	296	103	44	108	.373
Major League Totals		.270	892	3141	435	849	156	26	31	286	31	26	48	275	526	123	37	118	.336

BARTLETT'S CAREER FIELDING RECORD									
POSITION	PCT	G	PO	A	E	TC	DP	PB	
Shortstop	.968	865	1197	2367	118	3682	470	—	
Second Base	1.000	1	0	1	0	1	0	—	
Left Field	1.000	2	0	0	0	0	0	—	
Totals	.968	868	1197	2368	118	3683	470	—	

BARTLETT'S DIVISION SERIES RECORD																			
YEAR	OPPONENT	AVG	G	AB	R	H	2B	3B	HR	RBI	SH	SF	HB	BB	SO	SB	CS	E	OBP
2006	Oakland	.273	3	11	0	3	1	0	0	0	0	0	0	0	2	0	0	2	.273
2008	Chicago-AL	.286	4	14	3	4	1	0	0	0	0	0	0	1	3	0	0	0	.333
2010	Texas	.400	5	15	0	6	1	0	0	0	0	0	1	1	1	0	0	0	.471
Division Series Totals		.325	12	40	3	13	3	0	0	0	0	0	1	2	6	0	0	2	.372

BARTLETT'S LEAGUE CHAMPIONSHIP SERIES RECORD																			
YEAR	OPPONENT	AVG	G	AB	R	H	2B	3B	HR	RBI	SH	SF	HB	BB	SO	SB	CS	E	OBP
2008	Boston	.217	7	23	4	5	0	1	1	1	0	0	2	1	5	1	0	2	.308

BARTLETT'S WORLD SERIES RECORD																			
YEAR	OPPONENT	AVG	G	AB	R	H	2B	3B	HR	RBI	SH	SF	HB	BB	SO	SB	CS	E	OBP
2008	Philadelphia	.214	5	14	1	3	0	0	0	2	1	0	0	2	2	1	0	0	.313

BARTLETT'S ALL-STAR GAME RECORD																			
YEAR	HOST	AVG	G	AB	R	H	2B	3B	HR	RBI	SH	SF	HB	BB	SO	SB	CS	E	OBP
2009	St. Louis	.000	1	1	0	0	0	0	0	0	0	0	0	0	0	0	0	0	.000



# KEVIN CORREIA

**HEIGHT/WEIGHT:** 6-3/200

**BORN:** 8/24/80 in San Diego, CA

**RESIDES:** San Diego, CA

**ACQUIRED:** Signed as free agent, 12/13/12

**M.L. SERVICE:** 10 years, 27 days

**BATS/THROWS:** R/R

**AGE:** 34



**PERSONAL:** Kevin John Correia (pronounced co-RAY-uh)...wife, Diana...sons Dane (12/27/08), Emmett (12/5/10) and Benjamin (3/1/13)...1998 graduate of San Diego's Grossmont High School...led baseball team to section title as a junior and runner-up his senior year...earned First-Team All CIF San Diego Section in senior year...attended Grossmont (CA) College in 1999 before transferring to Cal Poly, San Luis Obispo where he earned Big West All-Conference honors in 2002.

## 2014:

- Began second season with Twins as club's number two starter.
- Started Home Opener April 7 vs. Oakland, allowing six runs on nine hits in 5.2 innings pitched and was dealt the loss.
- Earned first win May 3 vs. Baltimore, allowing one run on five hits in 7.0 innings pitched, with no walks and three strikeouts.
- Set season-high with six strikeouts (6.0 IP) May 20 at San Diego.
- Made 200th career start May 26 vs. Texas and was dealt the loss, allowing four runs on seven hits in 7.0 innings pitched.
- Pitched 6.0-plus innings in 10 of 11 starts May 20-July 12.
- Went 3-4, 2.30 ERA (43.0 IP, 11 ER) in a seven start stretch June 10-July 12.
- Traded to Los Angeles-NL August 9, in exchange for a player to be named later.

**2013:** Spent first season with the Twins and was the club's number two starter, making his first start April 3 vs. Detroit; did not factor into the decision, allowing two runs on seven hits in 7.0 innings, with one walk and two strikeouts...earned first win as a Twin April 15 vs. Los Angeles-AL, allowing two runs on eight hits in 7.0 innings pitched...pitched 7.0-plus innings in first four starts April 3-23, the most consecutive 7.0-plus inning games for a Twin since Scott Diamond did it July 27-August 12, 2012; also the most 7.0-plus inning starts to begin a season since Ramon Ortiz made four 7.0-plus inning starts to begin the 2007 season (April 4-22)...pitched 8.0 shutout innings April 28 vs. Texas, earning his third straight victory, allowing six hits and one walk...became just fourth pitcher in club history, according to Elias Sports Bureau, to open a season with five consecutive starts with 7.0-plus innings pitched and three runs allowed-or-fewer: Jim Perry in 1965 (first 5), Scott Erickson in 1991 (first 7) and Brad Radke in 2001 (first 7)...made 300th career appearance May 27 at Milwaukee...made pinch-hitting appearance August 2 vs. Houston in an AL game at Minnesota, sacrificing the eventual winning run to second base...posted a 2.75 ERA (59.0 IP, 18 ER) in final nine starts August 11-September 25...made 30th start September 19 at Oakland, marking second time in career to reach 30 starts...finished with 185.1 innings pitched, second most of his career...led the staff in starts, innings pitched and tied for first in strikeouts (101).

**2012:** Pitched second straight season for Pittsburgh and opened as club's number four starter...went 1-1, 2.42 ERA (22.1 IP, 6 ER) in four April starts, with opponents batting .188 (15-for-80)...won career-high seven straight decisions (9 start span) June 19-August 8...was temporarily removed from starting rotation after Pirates acquired Wandy Rodriguez July 24; returned to the starting rotation September 5 vs. Houston and earned 10th win, allowing one run on four hits in 6.0 innings...pitched 2.0 scoreless innings of relief during a 19-inning game August 19 at St. Louis, then started the next night in San Diego...became first major league pitcher to start a game after having pitched 2.0-or-more innings the previous day since Oakland's Dave Beard June 4-5, 1982...posted a 3.14 ERA (48.2 IP, 17 ER) in final 10 games (7 starts), beginning August 19...recorded season-high nine strikeouts (6.0 IP), which tied a career-high (3rd time) September 22 at Houston...won 12th game October 12 vs. Atlanta, tying single-season career-high, done previously in 2009 and 2011...went 7-3, 3.64 ERA (81.2 IP, 33 ER) in 14 home games (13 starts).

**2011:** Spent first season with Pittsburgh after signing as a free agent December 21, 2010...was Pirates Opening Day starter — the first Pittsburgh free agent to start season opener since Ron Villone in 2002...tossed 13.0 scoreless innings April 6-13...pitched second career complete game April 18 at Cincinnati, allowing three runs (2 earned) on four hits...won eighth game June 1 at New York-NL, becoming the NL's first eight-game winner...recorded 10th win June 28 in Pirates 78th game, the fewest games any Pittsburgh pitcher has needed to reach 10 wins since 1995 (Denny Neagle - 69th game)...was named to National League All-Star team after going 11-7; only three pitchers in the major leagues had more wins at the break - CC Sabathia (13), Jair Jurrjens (12) and Justin Verlander (12)...placed on 15-day disabled list with a left oblique strain August 22...led Pirates in wins (12)...went 10-3, 2.64 ERA in 14 starts on the road and 2-8, 7.71 ERA in 13 games (12 starts) at home...tied for second in the NL with 10 road wins, despite not pitching after August 19.

**2010:** Spent second consecutive season with San Diego...tied career-high with nine strikeouts July 18 vs. Arizona...went 5-1, 3.00 ERA (36.0 IP, 12 ER) in first six starts after the All-Star break from July 18-August 16...went 9-3 in 15 starts when receiving three runs of support or more (Padres were 11-4)...had a 6.41 run support average in 26 starts, the second-highest average among all National League starters with at least 100.0 IP.

**2009:** Spent first season with San Diego after joining the club as a spring training invite...recorded career-high scoreless streak of 23.1 innings September 14-October 2, the fourth longest in the NL and the longest by a Padres pitcher since Cla Meredith set a franchise record (33.2 IP in 2006)...was also the longest by a San Diego starting pitcher since Bruce Hurst pitched 27.0 consecutive scoreless innings in September of 1990...went 3-0, 1.25 ERA (36.0 IP, 5 ER) in five September starts...tossed first career complete game September 25 at Arizona...recorded 18 quality starts over final 23 appearances...led Padres staff in starts (33)...tied for 11th in the National League with 22 quality starts.

**2008:** Spent seventh and final season in San Francisco's organization...went 1-3, 4.50 ERA (26.0 IP, 13 ER) in first five starts before being placed on the 15-day disabled list with a left intercostal strain April 27; missed over a month...made three rehab starts between May 30-June 9 and was reinstated June 15...went 3-8, 5.36 ERA (102.1 IP, 61 ER) in 19 starts.

**2007:** Spent second full season with San Francisco and began season in the bullpen...lost five straight decisions June 3-August 7...made a start August 14 at Atlanta, his first major league start since August 12, 2005 which snapped string of 99 straight relief appearances...returned to bullpen for two outings before ending the season making seven consecutive starts...won three straight starts August 25-September 5...led Giants relievers in innings pitched (55.2) and strikeouts (46)...went 3-1, 2.54 ERA (46.0 IP, 13 ER) in eight starts and 1-6, 4.20 ERA in 51 relief appearances.

**2006:** Spent first full season in the major leagues with San Francisco; began season on Triple-A Fresno's roster but was recalled by San Francisco April 7 before making a minor league appearance...led San Francisco relievers in innings pitched (69.2) and ranked second in ERA (3.49)...held the opposition scoreless in 31 of 48 appearances, while stranding 26 of 39 inherited runners (67%)...went 2-0, 2.83 ERA (28.2 IP, 9 ER), holding opponents to a .214 batting average (22-for-103) in final 19 outings since July 25.

**2005:** Began season with Triple-A Fresno (San Francisco), earning seven saves in 28 relief appearances; moved into the starting rotation in June...recalled by San Francisco July 1...recorded first victory in second start July 6 vs. Cincinnati...transferred to Double-A San Jose July 7...made one start with Double-A San Jose...recalled by San Francisco July 18...exited early from a start with a right shoulder bruise August 31 vs. Colorado.

**2004:** Split season between Triple-A Fresno and San Francisco...made lone start for Giants April 30 vs. Florida, suffering the loss, allowing nine runs (8 earned) in 2.0 innings pitched.

**2003:** Split season between Double-A Norwich, Triple-A Fresno and San Francisco...named Midseason Eastern League All-Star...had contract purchased by San Francisco July 10 and made major league debut that night at Colorado, allowing one run in 1.1 innings...made first major league start vs. Philadelphia, allowing one run in 6.0 innings August 10...had first career hit and RBI off Rodney Myers September 21 at Los Angeles-NL.

**2002:** Began professional career with Rookie Salem-Keizer, going 2-2, 4.54 ERA (37.2 IP, 19 ER) in 10 games (8 starts).

**PROFESSIONAL:** San Francisco's fourth round pick in the 2002 First-Year Player Draft; signed by scout Lee Carballo...originally drafted by St. Louis in the 23rd round of the 2001 First-Year Player Draft.

CORREIA'S PITCHING RECORD																			
YEAR	CLUB	W-L	ERA	G	GS	CG	SH	SV	IP	H	R	ER	HR	HB	BB	SO	WP	BK	BAA
2002	Salem-Keizer	2-2	4.54	10	8	0	0	0	37.2	37	20	19	1	3	14	31	1	0	.257
2003	Norwich	6-6	3.65	16	14	0	0	0	86.1	80	38	35	3	4	30	73	4	1	.248
	Fresno	1-0	2.84	3	3	0	0	0	19.0	16	8	6	3	0	2	23	2	0	.222
	<b>SAN FRANCISCO</b>	<b>3-1</b>	<b>3.66</b>	<b>10</b>	<b>7</b>	<b>0</b>	<b>0</b>	<b>0</b>	<b>39.1</b>	<b>41</b>	<b>16</b>	<b>16</b>	<b>6</b>	<b>4</b>	<b>18</b>	<b>28</b>	<b>2</b>	<b>0</b>	<b>.275</b>
2004	Fresno	3-7	4.53	29	16	0	0	0	105.1	118	61	53	12	3	35	70	2	0	.287
	<b>SAN FRANCISCO</b>	<b>0-1</b>	<b>8.05</b>	<b>12</b>	<b>1</b>	<b>0</b>	<b>0</b>	<b>0</b>	<b>19.0</b>	<b>25</b>	<b>20</b>	<b>17</b>	<b>3</b>	<b>1</b>	<b>10</b>	<b>14</b>	<b>0</b>	<b>0</b>	<b>.333</b>
2005	Fresno	3-2	6.07	31	3	0	0	7	46.0	50	38	31	6	1	23	35	0	0	.273
	San Jose	0-1	2.57	1	1	0	0	0	7.0	5	2	2	0	0	5	7	2	0	.208
	<b>SAN FRANCISCO</b>	<b>2-5</b>	<b>4.63</b>	<b>16</b>	<b>11</b>	<b>0</b>	<b>0</b>	<b>0</b>	<b>58.1</b>	<b>61</b>	<b>31</b>	<b>30</b>	<b>12</b>	<b>4</b>	<b>31</b>	<b>44</b>	<b>2</b>	<b>0</b>	<b>.274</b>
2006	<b>SAN FRANCISCO</b>	<b>2-0</b>	<b>3.49</b>	<b>48</b>	<b>0</b>	<b>0</b>	<b>0</b>	<b>0</b>	<b>69.2</b>	<b>64</b>	<b>27</b>	<b>27</b>	<b>5</b>	<b>3</b>	<b>22</b>	<b>57</b>	<b>0</b>	<b>0</b>	<b>.242</b>
2007	<b>SAN FRANCISCO</b>	<b>4-7</b>	<b>3.45</b>	<b>59</b>	<b>8</b>	<b>0</b>	<b>0</b>	<b>0</b>	<b>101.2</b>	<b>94</b>	<b>39</b>	<b>39</b>	<b>9</b>	<b>2</b>	<b>40</b>	<b>80</b>	<b>1</b>	<b>1</b>	<b>.242</b>
2008	San Jose	0-0	0.00	1	1	0	0	0	3.1	1	0	0	0	0	1	1	0	0	.091
	Fresno	1-0	1.50	2	2	0	0	0	12.0	8	2	2	1	0	0	15	0	0	.186
	<b>SAN FRANCISCO</b>	<b>3-8</b>	<b>6.05</b>	<b>25</b>	<b>19</b>	<b>0</b>	<b>0</b>	<b>0</b>	<b>110.0</b>	<b>141</b>	<b>80</b>	<b>74</b>	<b>15</b>	<b>4</b>	<b>47</b>	<b>66</b>	<b>5</b>	<b>0</b>	<b>.310</b>
2009	<b>SAN DIEGO</b>	<b>12-11</b>	<b>3.91</b>	<b>33</b>	<b>33</b>	<b>1</b>	<b>1</b>	<b>0</b>	<b>198.0</b>	<b>194</b>	<b>92</b>	<b>86</b>	<b>17</b>	<b>4</b>	<b>64</b>	<b>142</b>	<b>5</b>	<b>1</b>	<b>.259</b>
2010	<b>SAN DIEGO</b>	<b>10-10</b>	<b>5.40</b>	<b>28</b>	<b>26</b>	<b>0</b>	<b>0</b>	<b>0</b>	<b>145.0</b>	<b>152</b>	<b>89</b>	<b>87</b>	<b>20</b>	<b>5</b>	<b>64</b>	<b>115</b>	<b>3</b>	<b>0</b>	<b>.271</b>
2011	<b>PITTSBURGH</b>	<b>12-11</b>	<b>4.79</b>	<b>27</b>	<b>26</b>	<b>1</b>	<b>0</b>	<b>0</b>	<b>154.0</b>	<b>175</b>	<b>90</b>	<b>82</b>	<b>24</b>	<b>2</b>	<b>39</b>	<b>77</b>	<b>3</b>	<b>1</b>	<b>.287</b>
2012	<b>PITTSBURGH</b>	<b>12-11</b>	<b>4.21</b>	<b>32</b>	<b>28</b>	<b>0</b>	<b>0</b>	<b>0</b>	<b>171.0</b>	<b>176</b>	<b>89</b>	<b>80</b>	<b>20</b>	<b>3</b>	<b>46</b>	<b>89</b>	<b>2</b>	<b>0</b>	<b>.267</b>
2013	<b>MINNESOTA</b>	<b>9-13</b>	<b>4.18</b>	<b>31</b>	<b>31</b>	<b>0</b>	<b>0</b>	<b>0</b>	<b>185.1</b>	<b>218</b>	<b>89</b>	<b>86</b>	<b>24</b>	<b>2</b>	<b>45</b>	<b>101</b>	<b>2</b>	<b>0</b>	<b>.297</b>
2014	<b>MINNESOTA</b>	<b>5-13</b>	<b>4.94</b>	<b>23</b>	<b>23</b>	<b>0</b>	<b>0</b>	<b>0</b>	<b>129.1</b>	<b>157</b>	<b>76</b>	<b>71</b>	<b>13</b>	<b>5</b>	<b>32</b>	<b>61</b>	<b>3</b>	<b>1</b>	<b>.297</b>
	<b>LOS ANGELES-NL</b>	<b>2-4</b>	<b>8.03</b>	<b>9</b>	<b>3</b>	<b>0</b>	<b>0</b>	<b>0</b>	<b>24.2</b>	<b>34</b>	<b>28</b>	<b>22</b>	<b>7</b>	<b>0</b>	<b>8</b>	<b>18</b>	<b>4</b>	<b>0</b>	<b>.324</b>
	Minor League Totals	16-18	4.21	93	48	0	0	7	316.2	315	169	148	26	11	110	255	11	1	.260
	National League Totals	62-69	4.62	299	162	2	1	0	1090.2	1157	601	560	138	32	389	730	27	3	.273
	American League Totals	14-26	4.49	54	54	0	0	0	314.2	357	165	157	37	7	77	162	5	1	.297
	Major League Totals	76-95	4.59	353	216	2	1	0	1405.1	1532	766	717	175	39	466	892	32	4	.278

CORREIA'S CAREER FIELDING RECORD									
POSITION	PCT	G	PO	A	E	TC	DP	PB	
Pitcher	.958	353	129	142	12	283	6	—	

CORREIA'S BATTING RECORD									
BATTING	AVG	AB	R	H	2B	3B	HR	RBI	SH
Career	.119	294	12	35	6	0	0	13	44
BATTING	SF	HB	BB	SO	SB	CS	OBP		
	0	0	11	124	0	2	.151		

CORREIA'S ALL-STAR GAME RECORD									
YEAR	HOST	W-L	ERA	G	GS	CG	SH	SV	IP
2011	Arizona								
									DID NOT PITCH



# SAMUEL DEDUNO

**HEIGHT/WEIGHT:** 6-3/190

**BORN:** 7/2/83 in La Romana, DR

**RESIDES:** San Pedro de Macoris, DR

**ACQUIRED:** Signed as minor league free agent, 11/16/11

**M.L. SERVICE:** 2 years, 96 days

**BATS/THROWS:** R/R

**AGE:** 31



**PERSONAL:** Samuel Deduno (pronounced duh-DOO-no)...makes off-season home in San Pedro de Macoris, Dominican Republic...pitched for Team Dominican Republic in the 2013 World Baseball Classic...youngest of six children, four sisters and one brother.

## 2014:

- Made Twins Opening Day roster, his second career Opening Day roster and first since 2011 with San Diego.
- Started season in Twins bullpen, making seven relief appearances, posting a 2.89 ERA (18.2 IP, 6 ER).
- Replaced Mike Pelfrey (groin strain) in the rotation, making his first start May 6 at Cleveland.
- Made eight starts May 6-June 14, going 2-4, 6.52 ERA (38.2 IP, 28 ER) with 19 walks and 23 strikeouts.
- Posted 14.1 scoreless inning streak June 24-July 20.
- Claimed off waivers by Houston August 30.

**2013:** Was an invite to Twins spring training but missed the first few weeks pitching for Team Dominican Republic in the World Baseball Classic, going 2-0, 0.69 ERA (13.0 IP, 1 ER) with five walks and 17 strikeouts in three starts; started the Championship game March 19 vs. Puerto Rico, earning the win, tossing 5.0 shutout innings with two hits allowed, three walks and five strikeouts...started the season with Triple-A Rochester and made just three starts, going 0-0, 2.70 ERA (16.2 IP, 5 ER) with 17 strikeouts...had contract selected by Minnesota May 24...went 3-0, 1.80 ERA (25.0 IP, 5 ER) in a four-start span May 29-June 15 for Minnesota...went 3-0, 1.67 (27.0 IP, 5 ER) in four starts July 13-August 2...lasted just 3.0 innings August 29 vs. Kansas City after experiencing right shoulder soreness...placed on 15-day disabled list August 30 with right shoulder soreness...transferred to the 60-day disabled list September 9...held left-handed batters to a .204 batting average (47-for-230) while right-handers hit .331 (58-for-175)...had arthroscopic surgery on right shoulder September 18.

**2012:** Was an invite to Twins spring training and was reassigned to minor league camp March 22...reported to Triple-A Rochester...exited a start after facing one batter April 27 at Buffalo; placed on 7-day disabled list with right shoulder tendinitis April 29-June 8...went 1-2, 2.14 ERA (42.0 IP, 10 ER) with 22 walks and 46 strikeouts in nine starts for Red Wings before having contract selected by Twins July 6...made first major league start and Twins debut July 7 at Texas, but did not factor into the decision, allowing three runs on six hits in 5.1 innings with three walks and three strikeouts...earned first major league victory July 22 at Kansas City, allowing one run on six hits in 6.1 innings with three walks and four strikeouts...went 4-0, 3.38 ERA (40.0 IP, 15 ER) in first seven starts July 7-August 13...held opponents to .225 batting average (32-for-142) with 28 strikeouts and 30 walks...earned the victory August 29 vs. Seattle, tossing 7.0 shutout innings with just two hits allowed, no walks and career-high nine strikeouts...left start September 26 vs. New York-AL after 1.2 innings with left eye inflammation...tied for second on the Twins staff in wins (6).

**2011:** Claimed off waivers from Colorado by San Diego January 28...was an invite to Padres spring training and made Padres Opening Day roster for the first time in career...appeared in two games for the Padres before being optioned to Triple-A Tucson April 10 when Padres reinstated pitcher Mat Latos...posted 2.13 ERA (12.2 IP, 3 ER) in nine April games and a 3.00 ERA (15.0 IP, 5 ER) in 11 May games...started season in Tucson's bullpen, going 3-2, 3.89 ERA (41.2 IP, 18 IP) in 28 relief appearances...moved to starting rotation in middle of June, going 1-4, 3.96 ERA (63.2 IP, 28 ER) in 12 starts...placed on 7-day disabled list with a left quadriceps strain June 19; reinstated July 8...held left-handed batters to .216 batting average (37-for-171) and right-handers to a .279 batting average (64-for-229)...pitched in two games for Aguila Cibaenas in Dominican Winter League.

**2010:** Made 10 starts between Single-A Tri-City (Colorado) and Triple-A Colorado Springs, going 3-3, 3.83 ERA (47.0 IP, 20 ER) in those 10 starts combined...recalled by the Rockies August 23 and made major league debut August 27 vs. Los Angeles-NL, allowing one hit in 0.1 inning pitched...recorded first career strikeout, fanning Yonder Alonso September 8 vs. Cincinnati...three of four appearances for Rockies were scoreless.

**2009:** Split season between Double-A Tulsa and Triple-A Colorado Springs (Colorado)...came back from injury to claim Texas League Pitcher of the Year honors...tied for league-lead in wins (12) and led league in ERA (2.57) and strikeouts (123)...named Texas League Pitcher of the Week July 13-19 after tossing a 7.0-inning complete game shutout July 18 at Arkansas...was a member of both Texas League midseason and postseason All-Star teams...transferred to Triple-A Colorado Springs September 7...named 12th best prospect in Rockies system by *Baseball America*.

**2008:** Missed entire season due to a right arm injury.

**2007:** Began season at Single-A Modesto (Colorado)...transferred to Tulsa May 4...led Texas League with 121 strikeouts...rated best curveball in Colorado's farm system by *Baseball America* entering the 2008 season.

**2006:** Spent season with Single-A Modesto...struck out season-high 12 batters May 31 vs. Bakersfield...struck out 167 batters, second most in California League and second-best in Rockies minor league system...pitched 6.0 innings-or-more in 15 of 27 games and allowed three runs-or-less in 20 outings...named 17th best prospect in Rockies farm system by *Baseball America* after the season.

**2005:** Spent season with Single-A Asheville (Colorado)...named organizational Player of the Month for April after going 4-0, 1.17 ERA (23.0 IP, 3 ER) in four games...placed on 7-day disabled list with a right shoulder strain May 13...led club with 110 strikeouts.

**2004:** Spent season with Rookie Casper (Colorado)...named Pioneer League Pitcher of the Week August 2-8...named organization's Player of the Month for August, going 4-1 with a 2.84 ERA in six starts...named Pioneer League Pitcher of the Year and Rookie Level All-Star by *Baseball America*...led league in innings pitched (76.1) and strikeouts (118), and tied for the league lead in starts (15)...led all Pioneer League starters in batting-average-against (.216) and strikeouts-per-9.0 innings (13.91)...his 118 strikeouts were a Rockies short-season record...named Casper's team MVP.

**2003:** Made professional debut with the DSL Rockies, posting a 3-4 record with a 2.47 ERA (69.1 IP, 19 IP) in 12 starts.

**PROFESSIONAL:** Originally signed by Rockies as an undrafted free agent March 5, 2003.

#### DEDUNO'S PITCHING RECORD

YEAR	CLUB	W-L	ERA	G	GS	CG	SH	SV	IP	H	R	ER	HR	HB	BB	SO	WP	BK	BAA
2004	Casper	6-4	3.18	15	15	0	0	0	76.1	62	40	27	3	10	32	118	14	0	.219
2005	Asheville	8-8	5.62	20	20	1	0	0	89.2	82	67	56	9	11	65	110	13	1	.248
2006	Modesto	5-8	4.80	27	26	0	0	0	146.1	121	88	78	3	22	92	167	34	1	.222
2007	Modesto	1-1	6.55	2	2	0	0	0	11.0	9	8	8	1	2	7	8	2	0	.214
	Tulsa	5-8	5.44	21	21	1	0	0	124.0	120	90	75	13	11	66	121	11	0	.251
2008		INJURED - DID NOT PLAY																	
2009	Tulsa	12-4	2.57	24	24	1	1	0	133.0	94	48	38	3	8	72	123	9	1	.202
	Colorado Springs	0-1	6.35	1	1	0	0	0	5.2	5	4	4	0	0	4	8	1	0	.250
2010	Tri-City	0-2	5.51	4	4	0	0	0	16.1	18	11	10	0	1	5	20	0	0	.290
	Colorado Springs	3-1	2.93	6	6	0	0	0	30.2	20	12	10	3	5	18	29	4	0	.190
	<b>COLORADO</b>	<b>0-0</b>	<b>3.38</b>	<b>4</b>	<b>0</b>	<b>0</b>	<b>0</b>	<b>0</b>	<b>2.2</b>	<b>3</b>	<b>1</b>	<b>1</b>	<b>1</b>	<b>0</b>	<b>1</b>	<b>3</b>	<b>0</b>	<b>0</b>	<b>.273</b>
2011	Tucson	4-6	3.93	40	12	0	0	0	105.1	101	58	46	2	7	58	85	17	2	.252
	<b>SAN DIEGO</b>	<b>0-0</b>	<b>3.00</b>	<b>2</b>	<b>0</b>	<b>0</b>	<b>0</b>	<b>0</b>	<b>3.0</b>	<b>5</b>	<b>1</b>	<b>0</b>	<b>0</b>	<b>0</b>	<b>3</b>	<b>4</b>	<b>1</b>	<b>0</b>	<b>.357</b>
2012	Rochester	1-2	2.14	9	9	0	0	0	42.0	27	13	10	2	4	22	46	2	0	.185
	<b>MINNESOTA</b>	<b>6-5</b>	<b>4.44</b>	<b>15</b>	<b>15</b>	<b>0</b>	<b>0</b>	<b>0</b>	<b>79.0</b>	<b>69</b>	<b>40</b>	<b>39</b>	<b>10</b>	<b>5</b>	<b>53</b>	<b>57</b>	<b>5</b>	<b>0</b>	<b>.241</b>
2013	Rochester	0-0	2.70	3	3	0	0	0	16.2	14	6	5	1	0	10	17	2	0	.237
	<b>MINNESOTA</b>	<b>8-8</b>	<b>3.83</b>	<b>18</b>	<b>18</b>	<b>0</b>	<b>0</b>	<b>0</b>	<b>108.0</b>	<b>105</b>	<b>48</b>	<b>46</b>	<b>7</b>	<b>9</b>	<b>41</b>	<b>67</b>	<b>8</b>	<b>2</b>	<b>.259</b>
2014	<b>MINNESOTA</b>	<b>2-5</b>	<b>4.60</b>	<b>30</b>	<b>8</b>	<b>0</b>	<b>0</b>	<b>0</b>	<b>92.0</b>	<b>92</b>	<b>49</b>	<b>47</b>	<b>9</b>	<b>10</b>	<b>41</b>	<b>74</b>	<b>8</b>	<b>3</b>	<b>.261</b>
	<b>HOUSTON</b>	<b>0-1</b>	<b>3.12</b>	<b>5</b>	<b>1</b>	<b>0</b>	<b>0</b>	<b>0</b>	<b>8.2</b>	<b>5</b>	<b>4</b>	<b>3</b>	<b>0</b>	<b>0</b>	<b>5</b>	<b>9</b>	<b>0</b>	<b>1</b>	<b>.172</b>
Minor League Totals		45-45	4.14	172	143	3	1	0	797.0	673	445	367	40	81	451	852	109	5	.229
National League Totals		0-0	3.18	6	0	0	0	0	5.2	8	2	2	1	0	4	7	1	0	.320
American League Totals		16-19	4.22	68	42	0	0	0	287.2	271	141	135	26	24	140	207	21	6	.253
Major League Totals		16-19	4.20	74	42	0	0	0	293.1	279	143	137	27	24	144	214	22	6	.254

#### DEDUNO'S CAREER FIELDING RECORD

POSITION	PCT	G	PO	A	E	TC	DP	PB
Pitcher	.935	74	39	48	6	93	8	—

#### DEDUNO'S BATTING RECORD

BATTING	AVG	AB	R	H	2B	3B	HR	RBI	SH	SF	HB	BB	SO	SB	CS	OBP
Career	.167	6	0	1	1	0	0	0	1	0	0	0	5	0	0	.167

#### DEDUNO'S WORLD BASEBALL CLASSIC RECORD

YEAR	CLUB	W-L	ERA	G	GS	CG	SH	SV	IP	H	R	ER	HR	HB	BB	SO	WP	BK	BAA
2013	Dominican Republic	2-0	0.69	3	3	0	0	0	13.0	11	1	1	0	0	5	17	2	0	.229



# PEDRO FLORIMON

**HEIGHT/WEIGHT:** 6-2/180

**BORN:** 12/10/86 in La Romana, DR

**RESIDES:** La Romana, DR

**ACQUIRED:** Claimed off waivers from Baltimore, 12/5/11

**M.L. SERVICE:** 1 year, 139 days

**CONTRACT STATUS:** Signed thru 2014

**BATS/THROWS:** S/R

**AGE:** 27



**PERSONAL:** Pedro Alexander Florimon, Jr. (pronounced FLOR-ah-moan)...signed by Baltimore in 2004 as a 17-year-old from La Romana, Dominican Republic.

## 2014:

- Made Twins Opening Day roster for second consecutive season.
- Appeared in 25 games, hitting .108 (7-for-65) and was optioned to Triple-A Rochester May 8.
- Played 33 games for the Red Wings, hitting .230 (23-for-100) and was recalled June 15 when Trevor Plouffe was placed on the 15-day DL.
- Played in eight games for the Twins, going 0-for-11 and was optioned to Triple-A June 30 when Plouffe was reinstated from DL.
- Stole three bases for Red Wings August 18 vs. Syracuse, the first since Ben Revere in 2012.
- Finished season with Red Wings, hitting .272 (49-for-180) with 13 doubles, four triples, two home runs, 24 RBI and 29 runs scored in final 52 games.
- Played 31 games for the Twins and 85 games for the Red Wings on the season.
- Claimed off waivers by Washington September 18.

**2013:** Made first career Opening Day roster, beginning the season as the Twins starting shortstop April 1 vs. Detroit...reached base in first 10 games April 1-16, posting a .484 on-base percentage in that span...hit first home run of the season and second of career May 8 at Boston...went 30 straight games without committing an error April 27-June 4...hit four home runs in July, tied with Justin Morneau for most on the club during the month; his 11 RBI that month tied him with Brian Dozier for most...played in 133 games (127 starts) at shortstop, the most for a Twin since Jason Bartlett played 138 in 2007...his 133 games at short were seventh most in the AL...hit all nine of his home runs from the left side of the plate...most home runs by a Twins shortstop since Cristian Guzman hit nine in 2002...led the Twins in stolen bases (15) and ranked third in games played (134)...given the second annual Jim Kaat Award as Twins Defensive Player of the Year, voted on by the Twin Cities chapter of the BBWAA.

**2012:** Began season with Double-A New Britain, batting .283 (32-for-113) in 30 games, committing just three errors...promoted to Triple-A Rochester May 7...played all 83 of his games for Red Wings at shortstop, committing just nine errors...had contract selected by Twins August 15 when Brian Dozier was optioned...made Twins debut August 17 at Seattle starting at shortstop, going 0-for-3...recorded first hit as Twin with a triple (first triple of career) August 18 at Seattle...had first career three-hit game August 20 at Oakland...hit first major league home run, a solo shot off Cory Wade September 24 vs. New York-AL...led entire Twins organization in games played (156) and strikeouts (147), ranked second in at-bats (561) and seventh in hits (140)...ranked by *Baseball America* as having the best infield arm in the International League.

**2011:** Recalled from Double-A Bowie (Baltimore) September 6 and made major league debut September 10 at Toronto...recorded first major league hit with a game-tying two-run double off Brad Penny September 25 at Detroit...spent regular season with Double-A Bowie, batting .267 (121-for-454) with eight homers and 60 RBI in 133 games at shortstop...went 11-for-20 (.550) June 26-30 with three doubles, two homers and eight RBI...hit .320 (31-for-97) in 28 July games.

**2010:** Began season with Double-A Bowie, batting .183 (22-for-120) in 37 games...placed on disabled list with left oblique strain May 25...batted .158 (3-for-19) in five-game rehab assignment with Aberdeen...joined Single-A Frederick June 26 and had 21 multi-hit games...named Carolina League Player of the Week July 5-11 when he hit .444 with three doubles, a triple, a home run and six RBI.

**2009:** Spent most of season with Single-A Frederick (Baltimore)...named to Carolina League All-Star team; started the game at shortstop, and tripled and scored the tying run...named Carolina League Player of the Week August 17-23 when he hit .462 with four doubles...finished tied for fourth in Carolina League in doubles (32), sixth in runs scored (76) and tied sixth in triples (5)...led club in triples and was second in doubles, runs scored and stolen bases (26).

**2008:** Spent entire season with Single-A Delmarva (Baltimore)...had season-high three hits July 10 at Greenville.

**2007:** Hit .197 in 111 games for Single-A Delmarva...recorded season-high three hits and two runs April 27 at Hagerstown and July 16 at Lakewood.

**2006:** Began year at Rookie Bluefield and hit safely in 25 of 33 games with 10 multi-hit games...had four straight multi-hit games July 8-12...transferred to Aberdeen August 7 and hit .271 in first 12 games...hit .385 (10-for-26) over final six games.

**2005:** Played in 63 games for San Pedro Orioles in Dominican Summer League and batted .200 (34-for-170) with eight RBI and 35 runs scored...finished second on team with 19 stolen bases.

**2004:** Led DSL Orioles with 16 stolen bases...batted .213 (34-160) with 19 RBI...committed 29 errors in 48 games.

**PROFESSIONAL:** Originally signed by Baltimore as an undrafted free agent, June 18, 2004.

FLORIMON'S BATTING RECORD																						
YEAR	CLUB	AVG	G	AB	R	H	2B	3B	HR	RBI	SH	SF	HB	BB	SO	SB	CS	E	OBP			
2004	DSL Orioles	.204	52	167	33	34	5	5	0	19	6	0	4	34	59	17	5	29	.351			
2005	DSL Orioles	.200	63	170	35	34	4	2	0	8	4	0	11	41	55	19	4	17	.387			
2006	Bluefield	.333	33	120	23	40	6	1	1	8	1	1	0	28	29	7	6	20	.456			
	Aberdeen	.248	26	105	13	26	4	1	0	5	0	0	1	13	26	0	0	5	.336			
2007	Delmarva	.197	111	371	50	73	14	1	4	34	13	3	3	28	107	16	6	36	.257			
2008	Delmarva	.223	81	269	28	60	18	1	0	19	3	3	3	27	97	13	2	21	.298			
2009	Frederick	.267	115	430	76	115	32	5	9	68	4	5	5	42	107	26	9	35	.336			
	Bowie	.091	7	22	0	2	0	0	0	1	1	0	0	1	9	0	0	1	.130			
2010	Bowie	.183	37	120	16	22	3	0	1	12	2	1	0	11	31	4	1	13	.250			
	Aberdeen	.158	5	19	1	3	0	0	0	0	0	0	0	1	6	0	1	0	.200			
	Frederick	.288	62	222	32	64	10	4	4	33	0	3	7	20	52	8	5	14	.361			
2011	Bowie	.267	133	454	53	121	27	4	8	60	6	4	5	51	114	15	12	26	.344			
	BALTIMORE	.125	4	8	1	1	1	0	0	2	1	0	0	1	6	0	0	1	.222			
2012	New Britain	.283	30	113	11	32	4	0	2	8	3	0	0	11	28	7	1	3	.347			
	Rochester	.251	83	311	38	78	16	2	3	27	7	1	3	23	89	6	7	9	.308			
	MINNESOTA	.219	43	137	16	30	5	2	1	10	3	0	0	10	30	3	1	7	.272			
2013	MINNESOTA	.221	134	403	44	89	17	0	9	44	5	3	2	33	115	15	6	18	.281			
2014	Rochester	.257	85	280	38	72	17	4	4	29	0	3	1	30	82	12	2	18	.328			
	MINNESOTA	.092	33	76	7	7	1	1	0	1	2	0	0	8	22	6	0	2	.179			
Minor League Totals		.250	808	2836	379	708	151	23	36	304	40	24	28	286	777	114	52	201	.322			
Major League Totals		.204	214	624	68	127	24	3	10	57	11	3	2	52	173	24	7	28	.266			

FLORIMON'S CAREER FIELDING RECORD									
POSITION	PCT	G	PO	A	E	TC	DP	PB	
Shortstop	.972	211	345	616	28	989	146	—	



# SAM FULD

**HEIGHT/WEIGHT:** 5-10/175  
**BORN:** 11/20/81 in Durham, NH  
**RESIDES:** Jupiter, FL  
**ACQUIRED:** Claimed off waivers, 4/20/14  
**M.L. SERVICE:** 4 years, 140 days

**BATS/THROWS:** L/L  
**AGE:** 32



**PERSONAL:** Samuel Babson Fuld...wife Sarah...children Charles, Jane and William...graduated from Exeter Academy in New Hampshire...listed 19th among the 100 Top High School Prospects of 2000 by *Baseball America* and selected as the New Hampshire 2000 Gatorade High School Player of the Year...was a two-time All-American and a three-time All-Pac-10 center fielder at Stanford...graduated with a degree in Economics...has lived with Type 1 diabetes since he was 10...has hosted an annual Sam Fuld Diabetes Camp for young diabetes patients in conjunction with the University of South Florida Diabetes Center...interned with Stats Inc. in the fall of 2005 after playing for Peoria in the Midwest League.

## 2014:

- Made the Athletics Opening Day roster...appeared in seven games for the A's hitting .200 (6-for-30).
- Designated for assignment April 12...claimed by Minnesota off waivers April 20.
- Transferred to 15-day disabled list May 22; returned from rehab assignment and reinstated June 13.
- Placed on 7-day disabled list May 8, with concussion-like symptoms, crashing into center field wall.
- Hit .358 (24-for-67) with 16 walks and a .476 on-base percentage in 23 July games.
- Traded to Oakland in exchange for left-handed pitcher Tommy Milone July 31.

**2013:** Completed his sixth major league season and third with the Rays...appeared in 119 games and made 48 starts (20 in center field, 17 in left field, 11 in right field)...appeared in 70 games as a sub, which were the most by any American Leaguer since Brian Anderson had 70 with Chicago in 2008...was one of six AL outfielders to start at least 10 games at all three outfield positions, along with Chris Young (OAK), Rajai Davis (TOR), Michael Saunders (SEA), Don Kelly (DET) and Trevor Crowe (HOU)...of his 48 starts, 21 were against left-handed pitchers...batted .273 (18-for-66) against lefties but only .155 (17-for-110) vs. right-handers...entered the season with a career .252 average against righties and .230 against lefties...became the third position player to pitch in Rays franchise history Sept. 2 at Los Angeles (AL), joining Josh Wilson in 2007 and Wade Boggs in 1999...retired J.B. Shuck on five pitches to end the eighth and was clocked between 86-88 mph...it was his first time pitching since high school...both his home runs came in June...his home run June 9 against Baltimore was his first homer since May 27, 2011 against Cleveland...homered off Esmil Rogers June 24 against Toronto, capping the second back-to-back-to-back home runs in Rays history...followed James Loney and Wil Myers...made his first career Opening Day start, in right field against Baltimore...made the Opening Day roster for only the second time in his six major league seasons (2011 Rays)...appeared in two postseason games for the Rays...entered the Wild Card game at Cleveland as a pinch runner in the seventh inning, remained in the game as a center fielder and then struck out in the ninth inning...also pinch ran in Game 3 of the ALDS against Boston and scored a run.

**2012:** Missed the first 96 games of the season while recovering from surgery to repair ligaments in his right wrist, an injury he incurred during spring training...underwent surgery April 3 and was reinstated on July 24...after rejoining the club, he played in 44 of the team's last 66 games, including 23 starts (11 in right field, 9 in left field, 3 in center field)...batted .255 with seven stolen bases and 14 runs scored...went 2-for-24 from September 7 through season's end, dropping his average from .311 to .255...hit .300 in 27 games on the road, compared to .184 in 17 games at Tropicana Field...hit .372 when playing right field compared to .164 everywhere else...was sidelined early in spring training with inflammation in his right wrist...appeared in nine spring training games before exiting the game March 23 against Toronto when he injured the wrist on a swing...Dr. Thomas Graham performed surgery to repair the ligaments April 3 in Cleveland...sustained a mild right hamstring strain September 16 at New York-AL, causing him to miss nine games.

**2011:** Spent the entire 2011 season with the Rays, his first full year in the majors...was one of three finalists among American League left fielders for a Gold Glove despite making only 76 outfield starts (68 in left field, four in center field, four in right field)...was expected to open the season as Johnny Damon's backup in left field, but when Manny Ramirez retired April 6, he started 37 of the next 38 games...started 66 of the Rays first 99 games through July 22, but only 11 of the last 63 after Desmond Jennings was recalled from Durham...started only once in the Rays last 31 games...led the AL with six pinch-hits...also led all AL pinch-hitters with six walks, six runs and a .571 on-base percentage, all club records...his 21 plate appearances as a pinch-hitter were second in the AL...stole 20 bases in 28 attempts, which tied for second most on the team...his 10 steals in April tied Ichiro Suzuki for the AL lead and fell one shy of Carl Crawford's (11) club record in April 2004...was leading the AL in batting average in April 22, when he was tied with Alex Rodriguez at .366...also topped the AL with nine stolen bases to become the first player to lead the AL in both categories on that date since Baltimore's Luis Aparicio in 1963...established career highs in hits (4, all for extra bases), RBI (3), runs (3) and total bases (11) in his Fenway Park debut April 11...fell a single short of the cycle...the home run was his first since October 4, 2009 against Arizona...his four extra-base hits tied the Rays franchise record...the four extra-base hits and 11 total bases set an all-time record for a Fenway Park debut (visiting or Red Sox player)...became the third leadoff hitter ever to record four extra-base hits at Fenway Park, joining Wade Boggs (July 25, 1989 against Kansas City) and Lou Whitaker (Detroit, June 8, 1983)...capped a five-run rally in the ninth inning with a walk-off RBI triple off Joakim Soria August 10 vs. Kansas City...marked the first-ever Rays win on a walk-off triple...it was Fuld's first career walk-off hit...played in three games for the Rays in the 2011 ALDS vs. Texas, all as a defensive replacement...went 0-for-3 at the plate.

**2010:** Spent the majority of the season at Triple-A Iowa where he led the club with nine triples and was second in walks (66) and steals (21)...hit .272 with a .394 on-base percentage in 112 games...joined the parent club briefly in August and again in September, making a total of five starts for the Cubs...recalled August 19 by the Cubs when Derrek Lee was traded to the Braves...appeared in three games without a start and was optioned back August 22...returned September 7 and hit .143 in 19 games overall with Chicago...made 88 starts for Iowa, all in center field...hit leadoff in all but two of those games...his ratio of 66 walks to 37 strikeouts was the second best in all of Triple-A...batted .302 in the final 47 games of the season with Iowa...drew 20 walks in 23 games in August for a .436 on-base percentage.

**2009:** Batted .299 in 65 games over three stints with Chicago-NL...was with the Cubs from June 29-July 5, July 11-17 and July 31 through the end of the season...made 22 starts (18 in center field, four in left field)...finished first in on-base percentage (.409) and fourth in batting among National League rookies with 100 or more plate appearances...batted .355 with a .459 on-base percentage in September...recorded his first major league hit July 1 at Pittsburgh, a first-inning double off Virgil Vasquez...went 101 big league at-bats without an RBI before homering in the season finale, October 4 against Arizona off Doug Davis...also hit .284 with 10 triples in 84 games with Triple-A Iowa...struck out just once every 15.42 plate appearances, which was the seventh best figure in minor league baseball.

**2008:** Began the season at Triple-A Iowa, but was hitting just .188 May 1...lifted his average to .222 over his first 22 games before he was assigned to Double-A Tennessee May 16...went 1-for-26 his first week with the Smokies, then went on to hit .291 (91-for-313) the rest of the season...hit .271 in 85 games at Double-A and combined for a .264 average in 105 games overall...played for Aragua in the Venezuelan Winter League following the season and hit .322 in 57 games...added 36 walks for a .425 on-base percentage and slugged .513.

**2007:** Made his major league debut September 5, 2007 against Los Angeles-NL as a defensive replacement in center field, one day after he was recalled from Tennessee by the Cubs...appeared in eight games, including six as a pinch runner, before he finally got a plate appearance...was 0-for-3 in his only start, September 29 against Cincinnati, and finished with only nine plate appearances...seven of his 14 appearances were as a pinch-runner...was named Arizona Fall League MVP after batting .402 in 29 games for the Mesa Solar Sox...led the league in hits (43), doubles (11), total bases (67), on-base percentage (.492), slugging (.626) and OPS (1.118)...was also named the winner of the Darnell Stenson Sportsmanship Award, presented annually to the AFL player who best exemplifies unselfishness, hard work and leadership.

**2006:** Spent the entire season at Daytona (Cubs) and hit .300 for the second consecutive year...appeared in just 89 games due to two stints on the disabled list...was out from June 23-July 7 with a strained left shoulder and July 30-September 3 with a strained left hip.

**2005:** Hit .300 in 125 games in his professional debut with Peoria (Cubs)...hit .179 his first month, then batted .322 the rest of the season.

**PROFESSIONAL:** Selected by the Chicago Cubs in the 10th round of the 2004 First-Year Player Draft; signed by scouts Steve Hinton and Steve Fuller.

FULD'S BATTING RECORD																			
YEAR	CLUB	AVG	G	AB	R	H	2B	3B	HR	RBI	SH	SF	HB	BB	SO	SB	CS	E	OBP
2005	Peoria	.300	125	443	82	133	32	6	5	37	4	4	7	50	44	18	11	6	.377
2006	Daytona	.300	89	353	63	106	19	6	4	40	6	1	5	40	54	22	3	2	.378
2007	Iowa	.269	14	52	13	14	4	1	1	2	0	0	2	9	5	2	0	3	.397
	Tennessee	.290	90	335	56	97	23	2	2	27	8	3	5	41	38	10	3	1	.372
	<b>CHICAGO-NL</b>	<b>.000</b>	<b>14</b>	<b>6</b>	<b>3</b>	<b>0</b>	<b>0</b>	<b>0</b>	<b>0</b>	<b>0</b>	<b>0</b>	<b>0</b>	<b>0</b>	<b>3</b>	<b>3</b>	<b>0</b>	<b>0</b>	<b>0</b>	<b>.333</b>
2008	Iowa	.222	20	63	11	14	3	0	1	4	5	0	0	8	12	3	2	4	.310
	Tennessee	.271	85	339	48	92	16	3	5	48	1	4	3	50	40	7	8	0	.366
2009	Iowa	.284	84	328	62	93	17	10	2	33	1	2	1	38	24	23	5	2	.358
	<b>CHICAGO-NL</b>	<b>.299</b>	<b>65</b>	<b>97</b>	<b>17</b>	<b>29</b>	<b>6</b>	<b>1</b>	<b>1</b>	<b>2</b>	<b>0</b>	<b>0</b>	<b>1</b>	<b>17</b>	<b>10</b>	<b>2</b>	<b>1</b>	<b>1</b>	<b>.409</b>
2010	Iowa	.272	112	368	69	100	15	9	4	27	1	3	2	66	37	21	9	1	.383
	<b>CHICAGO-NL</b>	<b>.143</b>	<b>19</b>	<b>28</b>	<b>3</b>	<b>4</b>	<b>1</b>	<b>0</b>	<b>0</b>	<b>3</b>	<b>0</b>	<b>0</b>	<b>0</b>	<b>3</b>	<b>5</b>	<b>0</b>	<b>0</b>	<b>0</b>	<b>.226</b>
2011	<b>TAMPA BAY</b>	<b>.240</b>	<b>105</b>	<b>308</b>	<b>41</b>	<b>74</b>	<b>18</b>	<b>5</b>	<b>3</b>	<b>27</b>	<b>4</b>	<b>1</b>	<b>1</b>	<b>32</b>	<b>49</b>	<b>20</b>	<b>8</b>	<b>3</b>	<b>.313</b>
2012	Charlotte	.154	5	13	0	2	0	0	0	0	0	0	0	2	3	0	1	0	.267
	Durham	.167	5	18	0	3	1	0	0	0	0	0	0	3	3	0	1	0	.286
	<b>TAMPA BAY</b>	<b>.255</b>	<b>44</b>	<b>98</b>	<b>14</b>	<b>25</b>	<b>3</b>	<b>2</b>	<b>0</b>	<b>5</b>	<b>0</b>	<b>0</b>	<b>1</b>	<b>8</b>	<b>14</b>	<b>7</b>	<b>2</b>	<b>1</b>	<b>.318</b>
2013	<b>TAMPA BAY</b>	<b>.199</b>	<b>118</b>	<b>176</b>	<b>25</b>	<b>35</b>	<b>0</b>	<b>3</b>	<b>2</b>	<b>17</b>	<b>4</b>	<b>2</b>	<b>1</b>	<b>17</b>	<b>28</b>	<b>8</b>	<b>2</b>	<b>1</b>	<b>.270</b>
2014	Oakland	.209	60	187	25	39	6	4	3	19	3	0	0	17	34	9	1	0	.275
	New Britain	.429	4	14	4	6	2	0	1	2	0	0	0	2	1	0	0	1	.500
	<b>MINNESOTA</b>	<b>.274</b>	<b>53</b>	<b>164</b>	<b>15</b>	<b>45</b>	<b>10</b>	<b>0</b>	<b>1</b>	<b>17</b>	<b>3</b>	<b>2</b>	<b>0</b>	<b>26</b>	<b>29</b>	<b>12</b>	<b>3</b>	<b>2</b>	<b>.370</b>
Minor League Totals		.284	633	2326	408	660	132	37	25	220	26	17	25	309	261	106	43	22	.371
Major League Totals		.236	479	1064	143	251	44	15	10	90	14	5	4	123	172	58	17	8	.316

FULD'S WILD CARD RECORD																			
YEAR	OPPONENT	AVG	G	AB	R	H	2B	3B	HR	RBI	SH	SF	HB	BB	SO	SB	CS	E	OBP
2013	Cleveland	.000	1	1	0	0	0	0	0	0	0	0	0	0	1	0	0	0	.000
Division Series Totals		.000	1	1	0	0	0	0	0	0	0	0	0	0	1	0	0	0	.000

FULD'S DIVISION SERIES RECORD																			
YEAR	OPPONENT	AVG	G	AB	R	H	2B	3B	HR	RBI	SH	SF	HB	BB	SO	SB	CS	E	OBP
2011	Texas	.000	3	0	0	0	0	0	0	0	0	0	0	0	1	0	0	0	.000
2013	Boston	--	1	0	1	0	0	0	0	0	0	0	0	0	0	0	0	0	--
Division Series Totals		.000	4	0	1	0	0	0	0	0	0	0	0	0	1	0	0	0	.000

FULD'S CAREER FIELDING RECORD									
POSITION		G	PO	A	E	TC	DP	PB	
Pitcher	--	1	0	0	0	0	0	--	
Outfield	.990	407	746	18	8	772	4	--	
Totals	.990	408	746	18	8	772	4	--	



# MATT GUERRIER

**HEIGHT/WEIGHT:** 6-3/195  
**BORN:** 8/2/78 in Cleveland, OH  
**RESIDES:** Birmingham, AL  
**ACQUIRED:** Signed as minor league free agent, 1/29/14  
**M.L. SERVICE:** 9 years, 138 days

**BATS/THROWS:** R/R  
**AGE:** 36



**PERSONAL:** Matthew Olson Guerrier (pronounced gur-REAR)...wife Dejie (Thompson)...daughter Ava Grayce (7/31/08) and son Jack (9/1/11)...1996 graduate of Shaker Heights (OH) High School...attended Kent State University...led team in strikeouts (103) and innings pitched (88.2 IP) in 1999.

## 2014:

- Was an invite to Twins spring training and granted unconditional release March 24; resigned to minor league deal the next day.
- Pitched in seven games for Double-A New Britain and Triple-A Rochester combined, going 0-1, 4.00 ERA (9.0 IP, 4 ER).
- Had contract purchased May 7.
- Posted ERA's of 3.24 (8.1 IP, 3 ER) in eight May games and 3.09 (11.2 IP, 4 ER) in 11 June games.
- Designated for release or assignment July 23.

**2013:** Started season with Los Angeles-NL, his third on their Opening Day roster...made 500th career appearance May 25 vs. St. Louis, pitching 0.1 inning...was designated for release or assignment, outrighted off Dodgers roster and traded to Chicago-NL July 2, in exchange for right-handed pitcher Carlos Marmol...placed on 60-day disabled list August 8 with right elbow sprain, ending his season...had surgery to repair flexor mass in right arm during August...posted a 2.13 ERA (12.2 IP, 3 ER) with five holds in final 15 games July 4-August 7...allowed just three home runs on the season, one coming in final 39 games (34.1 IP) since April 29.

**2012:** Spent second season with Los Angeles-NL...placed on disabled list April 19-August 30 with right elbow tendinitis, missing 119 games...held opponents to a .174 average (8-for-46), including a .074 (2-for-27) to right-handers.

**2011:** Spent first season with Los Angeles-NL after signing a three-year contract December 21, 2010...made Dodger debut April 1 vs. San Francisco, pitching 1.0 scoreless innings of relief...earned first Dodger victory April 21 vs. Atlanta, pitching 2.0 scoreless innings...recorded only save of season and sixth of career May 17 vs. Milwaukee...posted a 2.16 ERA (8.1 IP, 2 ER) in nine July appearances...held opponents to a .211 batting average Post-All-Star break...drew bases loaded walk in only plate appearance of the season May 10 vs. Pittsburgh, first career RBI...reached 70-game plateau for the fifth consecutive season, which also led the club...led Dodgers in relief innings (66.1).

**2010:** Spent final season with Minnesota...allowed just one home run in his first 35 appearances (36.0 IP) April 6-June 28...tied for sixth in the AL in appearances (41) Pre-All-Star break, and tied for second among right-handers...started season 13th on the Twins all-time list in games pitched and finished in fifth place, passing Al Worthington (327), J.C. Romero (327), Bert Blyleven (348), Mike Trombley (365) LaTroy Hawkins (366), Jim Perry (376), Brad Radke (378) and Juan Rincon (386) — tied Juan Rincon September 15 at Chicago-AL for fifth on the list and moved into sole possession of fifth September 16 at Chicago-AL...allowed just two earned runs in his final 15 appearances (13.0 IP) for an ERA of 1.38 during that time...56 of 74 appearances were scoreless...appeared in 70-plus games for the fourth consecutive season.

**2009:** Spent entire season with Minnesota...did not allow a run in 14 straight games (10.1 IP)...went 2-0, 0.87 ERA (10.1 IP, 1 ER) in 14 June appearances...went 4-0, 2.41 ERA (41.0 IP, 11 ER) in 44 games pre-All-Star break; 44 games tied for most in AL...did not allow a run in 14 consecutive appearances (10.1 IP) May 25-June 23 and again from June 28-July 29 (15.2 IP)...led the AL in games (79)...posted a 2.36 ERA, the seventh-lowest in the AL (minimum of 60.0 IP).

**2008:** Spent entire season with Minnesota...posted career-high three-game win-streak April 20-June 2...recorded third career save May 27 at Kansas City...sixth career win (2nd of season) with 1.2 innings of scoreless relief June 2 vs. New York-AL...stranded 29 of 37 inherited runners and first-batters-faced in relief went 15-for-69 (.217)...his 76 appearances tied him for the most in the American League with Francisco Rodriguez (LAA).

**2007:** Spent entire season with Minnesota...posted 14.0 inning scoreless streak May 30-June 24 (10 games)...second career save August 23 at Baltimore...held opposition to a .220 batting average, left-handers hit .264 (37-for-140) while right-handers hit .187 (34-for-182)...stranded 31 of 45 (69%) inherited runners and first-batters-faced in relief were 16-for-69 (.232) with 14 strikeouts...pitched 2.0-or-more innings 14 times...set career-highs in games (73), innings (88.0), strikeouts (68) and wins (2)...tied for seventh in American League in games.

**2006:** Made second career Opening Day roster with Minnesota...disabled with fracture in right thumb June 9...began rehab assignment at Double-A New Britain July 20-July 31...reinstated from disabled list August 1...made his first and only start September 12 vs. Oakland, allowing three runs on four hits in 4.0 innings...recorded his first career save September 17 at Cleveland with 3.0 scoreless innings...first major league win September 23 at Baltimore, after 88 career appearances without a victory...posted a 3.03 ERA in 19 road appearances.

**2005:** Spent first full season with Minnesota...did not allow a run in 11 appearances (18.1 IP), July 19-August 16...stranded 15 of 20 (75%) inherited runners and first-batters-faced in relief were 10-for-40 (.250).

**2004:** Began season at Triple-A Rochester...Twins minor league Pitcher of the Month for April going 1-1, 1.96 ERA (23.0 IP, 5 ER) with 18 strikeouts in four starts...recalled June 15...made major league debut June 17 at Montreal...made first career relief appearance June 22 at Boston.

**2003:** Disabled with tendinitis in right shoulder April 3-24...disabled with tendinitis in right shoulder July 18-August 11...claimed off waivers from Pittsburgh November 20.

**2002:** Acquired by Pittsburgh from Chicago-AL March 27, in exchange for pitcher Damaso Marte and infielder Edwin Yan...disabled with right biceps tendinitis July 30-August 10...was second on club and fifth in organization in strikeouts (130).

**2001:** Began season at Double-A Birmingham...played in Southern League All-Star Game June 20 at Tennessee...promoted to Triple-A Charlotte, July 5...named International League Pitcher of the Week August 20-26...led all minor leaguers in wins (18)...led organization in wins and winning percentage (.818) and tied for lead in innings pitched (180.0)...named second-team minor league All-Star by *Baseball America*...ranked fourth best prospect and 14th best prospect and best breaking pitch in SL in White Sox system by *Baseball America*...pitched for Mesa in the Arizona Fall League.

**2000:** Began season at Single-A Winston-Salem...promoted to Double-A Birmingham June 30...tied for second in Carolina League in saves...led organization in saves and games finished (47) and was third in appearances (53).

**1999:** Began season at Rookie Bristol...promoted to Single-A Winston-Salem August 30...ranked eighth among short-season leaders in strikeouts per-9.0-innings (12.97)...was fourth in organization in saves (10) and sixth in games finished (23).

**PROFESSIONAL:** Chicago White Sox' 10th round pick in the 1999 First-Year Player Draft; signed by scout Larry Grefer.

GUERRIER'S PLAYING RECORD																				
YEAR	CLUB	W-L	ERA	G	GS	CG	SH	SV	IP	H	R	ER	HR	HB	BB	SO	WP	BK	BAA	
1999	Bristol	5-0	1.05	21	0	0	0	10	25.2	18	9	3	1	1	14	37	1	1	.196	
	Winston-Salem	0-0	5.40	4	0	0	0	2	3.1	3	2	2	0	1	0	5	2	0	.214	
2000	Winston-Salem	0-3	1.30	30	0	0	0	19	34.2	25	13	5	0	3	12	35	2	0	.194	
	Birmingham	3-1	2.70	23	0	0	0	7	23.1	17	9	7	1	1	12	19	3	0	.207	
2001	Birmingham	11-3	3.10	15	15	1	1	0	98.2	85	42	34	8	5	32	75	5	0	.237	
	Charlotte	7-1	3.54	12	12	3	0	0	81.1	75	33	32	7	4	18	43	2	0	.250	
2002	Nashville	7-12	4.59	27	26	2	1	0	157.0	154	88	80	20	10	47	130	7	0	.253	
2003	Nashville	4-6	4.53	20	19	0	0	0	105.1	108	56	53	15	4	18	78	5	0	.262	
2004	Rochester	5-10	3.19	24	23	0	0	0	144.0	135	65	51	15	5	25	97	2	0	.254	
	MINNESOTA	0-1	5.68	9	2	0	0	0	19.0	22	13	12	5	1	6	11	0	0	.293	
2005	MINNESOTA	0-3	3.39	43	0	0	0	0	71.2	71	29	27	6	3	24	46	3	0	.259	
2006	New Britain	2-0	1.04	4	0	0	0	0	8.2	3	1	1	0	0	3	10	0	0	.111	
	MINNESOTA	1-0	3.36	39	1	0	0	1	69.2	78	29	26	9	0	21	37	6	0	.287	
2007	MINNESOTA	2-4	2.35	73	0	0	0	1	88.0	71	23	23	9	5	21	68	6	0	.220	
2008	MINNESOTA	6-9	5.19	76	0	0	0	1	76.1	84	47	44	12	0	37	59	2	0	.275	
2009	MINNESOTA	5-1	2.36	79	0	0	0	1	76.1	58	23	20	10	4	16	47	6	0	.207	
2010	MINNESOTA	5-7	3.17	74	0	0	0	1	71.0	56	28	25	7	3	22	42	2	0	.219	
2011	LOS ANGELES-NL	4-3	4.07	70	0	0	0	1	66.1	59	31	30	4	0	25	50	2	0	.233	
2012	Rancho Cucamonga	0-0	3.60	5	3	0	0	0	5.0	3	2	2	0	0	0	5	1	0	.176	
	LOS ANGELES-NL	0-2	3.86	16	0	0	0	0	14.0	8	6	6	3	1	7	9	0	0	.174	
2013	LOS ANGELES-NL	2-3	4.80	34	0	0	0	0	30.0	32	18	16	3	1	12	21	0	0	.283	
	CHICAGO-NL	2-1	2.13	15	0	0	0	0	12.2	11	4	3	0	0	5	9	0	0	.239	
2014	New Britain	0-0	0.00	3	0	0	0	0	4.0	4	1	0	0	1	2	5	0	0	.286	
	Rochester	1-1	7.20	4	0	0	0	1	5.0	7	4	4	2	0	2	3	1	0	.318	
	MINNESOTA	0-1	3.86	27	0	0	0	0	28.0	30	12	12	1	1	10	12	3	0	.273	
Minor League Totals		44-37	3.54	192	98	6	2	39	696.0	637	325	274	69	35	185	542	31	1	.244	
Major League Totals		27-35	3.52	555	3	0	0	6	623.0	580	263	244	69	19	206	411	30	0	.247	

GUERRIER'S CAREER FIELDING RECORD								
POSITION	PCT	G	PO	A	E	TC	DP	PB
Pitcher	.987	555	61	91	2	154	2	—

GUERRIER'S BATTING RECORD																
BATTING	AVG	AB	R	H	2B	3B	HR	RBI	SH	SF	HB	BB	SO	SB	CS	OBP
Career	.000	3	0	0	0	0	0	1	0	0	0	1	2	0	0	.250

GUERRIER'S DIVISION SERIES RECORD																			
YEAR	OPPONENT	W-L	ERA	G	GS	CG	SHO	SV	IP	H	R	ER	HR	HP	BB	SO	WP	BK	BAA
2006	Oakland	0-0	0.00	1	0	0	0	0	1.0	0	0	0	0	0	0	0	0	0	.000
2009	New York-AL	0-0	0.00	2	0	0	0	0	2.0	0	0	0	0	0	0	2	0	0	.000
2010	New York-AL	0-0	0.00	2	0	0	0	0	1.2	1	0	0	0	0	1	2	0	0	.200
Division Series Totals		0-0	0.00	5	0	0	0	0	4.2	1	0	0	0	0	1	4	0	0	.071



# JASON KUBEL

**HEIGHT/WEIGHT:** 6-0/205

**BORN:** 5/25/82 in Belle Fourche, SD

**RESIDES:** Calabasas, CA

**ACQUIRED:** Signed as minor league free agent, 12/13/13

**M.L. SERVICE:** 9 years, 87 days

**BATS/THROWS:** L/R

**AGE:** 32



**PERSONAL:** Jason James Kubel (pronounced KOO-bull)...wife, Blake (Tonkin)...son, Owen (1/23/08), daughter, Heidi (5/30/12)...2000 graduate of Highland (CA) High School...named to All-Golden League First Team in 1998-2000...is the brother-in-law of right-handed pitcher Michael Tonkin.

## 2014:

- Was an invite to Twins spring training and made Twins Opening Day roster for first time since 2011.
- Played in 1,000th career game April 11 vs. Kansas City.
- Recorded season-high seven-game hitting streak April 5-12, hitting .448 (13-for-29) with two doubles, one triple, one home run and six RBI during the streak.
- Recorded season-high four hits April 9 at Oakland.
- Went 0-for-last-26 and was designated for release or assignment.

**2013:** Began second season with Arizona...placed on 15-day disabled list April 13-28 with left quad strain...hit .306 (11-for-36) in April and .296 (21-for-71) with 12 RBI in 23 June games before hitting .120 (9-for-75) from July 3-August 26...designated for assignment August 27...was hitting .265 on July 2, ended at .220 with Arizona...acquired by Cleveland from Arizona August 30, in exchange for pitcher Matt Langwell...hit solely against right-handed pitchers for the Indians in September, hitting .167 (3-for-18) with one double.

**2012:** Spent first season with Arizona after signing as free agent December 20, 2011...recorded 27 RBI in June, leading the NL and setting a monthly career-high...hit .293 (84-for-287) with 20 doubles, 15 home runs and 60 RBI Pre-All-Star break, and .201 (44-for-219) with 10 doubles, 15 home runs and 30 RBI after...hit .300 as late as July 22 but hit just .176 (34-for-193) the remainder of the season...hit career-high three home runs July 21 vs. Astros, becoming the seventh player (9th time) in club history to do so...reached the 20 homer mark for the fourth time in career...collected 500th RBI July 22 vs. Astros on a solo homer...hit career-high seven home runs vs. left-handers (8 total from 2009-11) on the season...established career-highs in home runs (30), walks (57), extra-base hits (64) and runs scored (75)...became the seventh player in D-Backs history (8th time) with 30 doubles and 30 home runs in a season, joining Jay Bell (1999), Steve Finley (1999), Matt Williams (1999), Luis Gonzalez (2000-01), Mark Reynolds (2009) and Justin Upton (2011)...tied for the fourth-most home runs among players with new teams in 2012 (Prince Fielder - DET and Albert Pujols - LAA); only Minnesota's Josh Willingham (35), St. Louis' Carlos Beltran (32) and Oakland's Josh Reddick (32) had more...finished tied for 10th in the NL in home runs (30) and extra-base hits (64)...hit 18 home runs at home, tied for fifth-most in the NL...set club record with 14 outfield assists, most in the NL...played in 126 games in the outfield, 28 more than his previous career-high (98 in 2010).

**2011:** Opened season as Twins designated hitter for third straight season...hit safely in a season-high 10 straight games, April 16-28...hit .351 (33-for-94) with nine doubles, two home runs and 10 RBI in 26 April games...led the AL in batting average through games of May 8, hitting .351; ranked third in on-base percentage (.402) and 10th in slugging percentage (.518)...recorded four RBI May 11 vs. Detroit, the 16th time in career with four-plus RBI...played 700th career game May 23 vs. Seattle...recorded 400th career RBI May 29 vs. Los Angeles-AL...placed on the 15-day disabled list June 2 with a sprained left mid-foot...ranked sixth in the AL in batting average at the time of his injury, hitting .310; was tied for fourth in hits (62)...played seven games on rehab assignment with Single-A Ft. Myers and Triple-A Rochester...returned from rehab assignment and reinstated from the disabled list July 22...hit 100th career home run August 5 vs. Chicago-AL off Mark Buehrle...tied for first on the Twins with six games of three-plus hits...ranked fourth on club in multi-hit games (28), despite playing in 99 games...recorded nine outfield assists, tied for ninth-most in the AL...committed just one fielding error in 120 total chances.

**2010:** Opened season as Twins designated hitter for second straight season...hit the first regular season home run in Target Field history April 12 vs. Boston, a seventh inning solo shot off Scott Atchison; according to the Elias Sports Bureau, he became the first player to homer against the Red Sox in his first game of a season in a new park since 1923 when Babe Ruth homered in the opening game of Yankee Stadium...hit sixth career grand slam in the eighth inning with two outs May 16 at New York-AL off Mariano Rivera, capping off a five-run eighth inning in an eventual 6-3 Twins victory...hit walk-off sac-fly in the bottom of the 12th inning, giving the Twins an 8-7 victory, May 22 vs. Milwaukee...recorded sixth career two-homer game and five RBI May 27 vs. New York-AL...hit seventh career grand slam and second of the season July 25 at Baltimore...hit game-winning RBI-single (an infield pop-up that hit the catwalk at Tropicana Field) in the ninth inning August 5 at Tampa Bay...finished tied for second in the AL for RBI in August with 23 (Jose Bautista - 24, Adrian Beltré and Paul Konerko - 23)...hit six home runs in August, tied for 12th-most in the AL...hit his 20th home run September 25 at Detroit, marking his third consecutive season of 20-plus homers...surpassed 90 RBI September 27 at Kansas City, marking his second consecutive season of 90-plus RBI...finished second on the club in RBI (92), behind Delmon Young (112)...was one of 12 players in AL with 20 doubles, 20 home runs, 90 RBI and 50 walks.

**2009:** Opened season as Twins designated hitter...recorded back-to-back four-hit games (4th and 5th of career) April 17 and 18 vs. Los Angeles-AL...hit for the cycle April 17 vs. Los Angeles-AL, finishing the cycle with a grand slam (fifth career) in the eighth inning, capping off a seven-run inning and giving the Twins an 11-9 lead and eventual win...became the third player in 100 years to finish a cycle with a grand slam (Yankees Tony Lazzeri in 1932 and Oakland's Miguel Tejada in 2001)...hit .311 (85-for-273) with 14 home runs and 45 RBI in 77 games Pre-All-Star break...named American League Co-Player of the Week (with teammate Delmon Young) September 28-October 5, batting .423 (11-for-26), with two

doubles, three home runs, five runs scored, 12 RBI and four multi-hit games...hit 28th home run of the season in the 163rd game/tiebreaker game October 6 vs. Detroit...hit .331 (81-for-245) with 20 doubles, 14 home runs and 56 RBI in 67 games vs. AL Central opponents (.356, 7 HR, 17 RBI vs. CLE)...hit 26 of 28 home runs off right-handed pitching...finished eighth in the AL in slugging percentage (.539) and tied for eighth in RBI (103)...hit .322 against right-handed pitching, seventh-best in the AL...ranked fourth in the league with a 4.99 at-bats-per-RBI ratio...was one of just seven players in baseball to hit 25 home runs, 35 doubles, 100 RBI and a batting average of .300-or-higher; was one of just three players in club history to have recorded those numbers in a season (Justin Morneau in 2006 and Larry Hise in 1977).

**2008:** Spent second full season with Twins...hit third career grand slam (1st of season) and season-high six RBI April 9 at Chicago-AL...hit first career pinch hit home run May 13 vs. Toronto...hit fourth career grand slam (2nd of season) May 25 at Detroit...recorded second career four-hit game and first career two-homer game August 5 at Seattle...went 3-for-4 with two home runs (2nd career two-homer game), a triple, three runs scored and three RBI September 23 vs. Chicago-AL; became the first Twin to hit two homers and a triple in the same game since Rich Becker on July 13, 1996...set career-highs in several offensive categories, including home runs (20), RBI (78), runs scored (74), hits (126), walks (47), triples (5), batting average (.273), on-base percentage (.335) and slugging percentage (.472).

**2007:** Spent entire season with Twins...homered May 15 at Cleveland, his first home run since July 25, 2006, a span of 172 at-bats...hit second career grand slam and career-high seven RBI July 6 at Chicago-AL, marking the 15th time in Twins history a player drove in seven-or-more runs...hit .351 (27-for-77) with 16 runs, 11 doubles, 11 walks, three home runs and 16 RBI in 22 games August 22-September 19.

**2006:** Made Twins Opening Day roster for first time in career...optioned to Triple-A Rochester April 16...recalled May 23...recorded game-winning walk-off grand slam (1st career) in 12th inning June 13 vs. Boston, including a career-high four RBI...homered in three straight games June 13-15...recorded first career four-hit game July 1 vs. Milwaukee.

**2005:** Missed entire season recovering from surgery on left knee...ranked second best prospect in the Twins organization by *Baseball America* entering the 2006 season.

**2004:** Began season at Double-A New Britain...promoted to Triple-A Rochester May 21...named Twins minor league Player of the Month for May...played for United States Team in Futures Game July 11 at Minute Maid Park in Houston...named International League Player of the Week July 20-26...named Twins minor league Player of the Week August 7-13...named Topps' International League Player of the Month for August...led IL in batting average (.343)...named to International League Postseason All-Star team and International League Rookie of the Year...recalled and made major league debut as pinch hitter August 31 vs. Texas...doubled off Mike Wood for first major league hit September 4 vs. Kansas City...hit first major league home run off Jon Garland September 21 at Chicago-AL...ranked fourth among all minor leaguers in batting average...named to *Baseball America's* minor league All-Star First Team, ranked second best prospect in Eastern League and fourth-best prospect in International League by *Baseball America*...played for Grand Canyon in the Arizona Fall League...suffered torn anterior cruciate and posterior cruciate ligaments in left knee October 12...ranked second best prospect in Twins organization by *Baseball America* entering the 2005 season.

**2003:** Spent season at Single-A Ft. Myers...selected to Florida State League All-Star Game...led club in doubles (20), RBI (82) and walks (48) and was second in hits (125) and total bases (168)...tied for second in league in RBI and was fourth in batting average (.298)...led all minor leaguers in sacrifice flies (13)...named to Florida State League postseason All-Star team...ranked 17th-best prospect and best outfield arm in Florida State League by *Baseball America*...named to *Baseball America's* High Single-A All-Star team...ranked eighth-best prospect in the Twins organization by *Baseball America* entering the 2004 season.

**2002:** Spent season at Single-A Quad Cities...reached base safely in 28 consecutive games, April 5-May 22...disabled with ligament strain in right hand April 26-May 6...named Twins minor league Player of the Week July 27-August 2, hitting .500 (12-for-24)...recorded three-homer game and season-high six RBI August 12 at West Michigan...named Midwest League Player of the Week August 12-18...Twins minor league Player of the Month for August, hitting .333 (39-for-117)...led club in batting average (.321), hits (136), doubles (26), triples (4), homers (17), RBI (69) and slugging percentage (.521) and was second in walks (41) and on-base percentage (.380)...ranked third in league in batting and slugging percentage...named to Midwest League Postseason All-Star team...named to SportsTicker's All-Teen team and *Baseball America's* Low Single-A All-Star team...ranked 37th best outfield prospect in all minor leagues by *Baseball America*...ranked eighth-best prospect in the Twins organization by *Baseball America* entering the 2003 season.

**2001:** Spent second straight professional season with GCL Twins...played in GCL All-Star Game August 11 at St. Petersburg...led club in RBI (30) and was second in walks (19).

**2000:** Spent first professional season with GCL Twins, hitting .282 (22-for-78) with five extra-base hits.

**PROFESSIONAL:** Originally selected by the Twins in the 12th round of the 2000 First-Year Player Draft; signed by scout Bill Mele.

# KUBEL'S PLAYING RECORD

YEAR	CLUB	AVG	G	AB	R	H	2B	3B	HR	RBI	SH	SF	HB	BB	SO	SB	CS	E	OBP
2000	GCL Twins	.282	23	78	17	22	3	2	0	13	1	1	1	10	9	0	0	0	.367
2001	GCL Twins	.331	37	124	14	41	10	4	1	30	0	2	2	19	14	3	2	1	.422
2002	Quad Cities	.321	115	424	60	136	26	4	17	69	2	3	1	41	48	3	5	3	.380
2003	Ft. Myers	.298	116	420	56	125	20	4	5	82	0	13	1	48	54	4	6	2	.361
2004	New Britain	.377	37	138	25	52	14	4	6	29	0	1	1	19	19	0	2	4	.453
	Rochester	.343	90	350	71	120	28	0	16	71	1	4	1	34	40	16	3	2	.398
	MINNESOTA	.300	23	60	10	18	2	0	2	7	0	1	0	6	9	1	1	0	.358
2005	MINNESOTA	INJURED - DID NOT PLAY																	
2006	MINNESOTA	.241	73	220	23	53	8	0	8	26	2	1	0	12	45	2	0	2	.279
	Rochester	.283	30	120	18	34	7	2	4	22	0	2	0	12	23	2	0	0	.343
2007	MINNESOTA	.273	128	418	49	114	31	2	13	65	1	5	1	41	79	5	0	2	.335
2008	MINNESOTA	.272	141	463	74	126	22	5	20	78	0	7	0	47	91	0	1	3	.335
2009	MINNESOTA	.300	146	514	73	154	35	2	28	103	0	5	3	56	106	1	1	0	.369
2010	MINNESOTA	.249	143	518	68	129	23	3	21	92	0	5	3	56	116	0	1	5	.323
2011	Ft. Myers	.000	2	3	0	0	0	0	0	0	1	0	0	0	3	0	0	0	.500
	Rochester	.333	5	18	3	6	1	0	1	2	0	0	0	3	4	0	0	0	.429
	MINNESOTA	.273	99	366	37	100	21	1	12	58	0	2	1	32	86	1	1	1	.332
2012	ARIZONA	.253	141	506	75	128	30	4	30	90	0	6	2	57	151	1	1	1	.327
2013	ARIZONA	.220	89	241	21	53	8	1	5	32	0	2	0	24	82	0	1	3	.288
	CLEVELAND	.167	8	18	0	3	1	0	0	0	0	0	0	5	10	0	0	0	.348
2014	MINNESOTA	.224	45	156	12	35	6	1	1	13	0	0	1	19	59	1	0	0	.313
Minor League Totals		.320	455	1675	264	536	109	20	50	319	4	26	7	189	211	28	18	11	.386
American League Totals		.268	806	2733	346	732	149	14	105	442	3	26	9	274	601	11	5	13	.334
National League Totals		.242	230	747	96	181	38	5	35	122	0	8	2	81	233	1	2	4	.315
Major League Totals		.262	1036	3480	442	913	187	19	140	564	3	34	11	355	834	12	7	17	.330

# KUBEL'S CAREER FIELDING RECORD

POSITION	PCT	G	PO	A	E	TC	DP	PB
Outfield	.985	622	1038	44	17	1099	13	—

# KUBEL'S DIVISION SERIES RECORD

YEAR	OPPONENT	AVG	G	AB	R	H	2B	3B	HR	RBI	SH	SF	HB	BB	SO	SB	CS	E	OBP
2004	New York-AL	.143	2	7	0	1	1	0	0	0	0	0	0	0	2	0	0	0	.143
2009	New York-AL	.071	3	14	0	1	0	0	0	0	0	0	0	0	9	0	0	0	.071
2010	New York-AL	.000	3	8	0	0	0	0	0	0	0	0	0	3	2	0	0	0	.273
Division Series Totals		.069	8	29	0	2	1	0	0	0	0	0	0	3	13	0	0	0	.156



# DARIN MASTROIANNI

**HEIGHT/WEIGHT:** 5-11/190  
**BORN:** 8/26/85 in Mount Kisco, NY  
**RESIDES:** Huntersville, NC  
**ACQUIRED:** Claimed off waivers from Toronto, 2/2/12  
**M.L. SERVICE:** 2 years, 18 days

**BATS/THROWS:** R/R  
**AGE:** 29



**PERSONAL:** Darin Paul Mastroianni (pronounced mass-tro-YAH-nee)...2003 graduate of Fox Lane (NY) High School...attended Southern Indiana University from 2006-07 and hit .409 (97-for-237) with 13 doubles, seven triples and two home runs in 66 career games...stole 64 bases in 67 attempts...in 2007, named First-Team All-American, North Central Region Player of the Year, first year All-North Central Region, North Central Regional Outstanding Player, North Central Regional All-Tournament, Great Lakes Valley Conference Player of the Year and First-Team All-GLVC...spent one year at Winthrop (SC) University appearing in only five games in 2005.

## 2014:

- Was an invite to Twins spring training and reassigned to minor league camp March 16.
- Began season at Triple-A Rochester and played in four games, hitting .450 (9-for-20).
- Contract selected April 10, as Twins placed Oswaldo Arcia on 15-day DL.
- Played in seven games for the Twins, going 0-for-11.
- Designated for release or assignment April 20, claimed off waivers by Toronto.

**2013:** Made Twins Opening Day roster, the first of his career...placed on 15-day disabled list April 16 with a left ankle stress reaction...transferred to the 60-day disabled list May 22...went on rehab assignment with GCL Twins, Single-A Ft. Myers and Triple-A Rochester July 29-August 5...taken off the disabled list August 15 after missing 106 Twins games and had option transferred to Triple-A Rochester...hit safely in 10 of final 11 games for the Red Wings and recalled by Minnesota August 30.

**2012:** Claimed off waivers by the Twins from Toronto February 9...was invited to Twins spring training and optioned March 15...started season with Double-A New Britain and hit just .143 (5-for-35) in nine games before being promoted to Triple-A Rochester April 14...hit safely in 15 of 20 games for Red Wings, including nine multi-hit games...recalled by Twins May 10 when Danny Valencia was optioned...went 2-for-4 with three RBI in second game for Twins, including first major league hit, a two-run single off Carlos Villanueva May 11 vs. Toronto...had first career triple June 8 vs. Chicago-NL...hit first career double June 16 vs. Milwaukee...hit first career home run, a solo shot off Will Ohman, June 27 vs. Chicago-AL...had first career three-hit game and stole three bases July 5 at Detroit...sidelined with a mallet finger on the middle finger of left hand, an injury he suffered sliding into a base September 18 at Cleveland...finished with 21 stolen bases, tying him for second-most among AL rookies in baseball...was successful in 21 of 24 stolen base attempts (87.5%), tying him for sixth best percentage in the AL and third among MLB rookies...stolen base percentage ranked fourth best in club history and highest ever for a rookie.

**2011:** Started season with Triple-A Las Vegas (Toronto)...transferred from Las Vegas to Double-A New Hampshire on several occasions during season...batted .405 (17-for-42) with four doubles, one triple and seven runs scored in 11 games in June...recalled by Toronto August 24 and made the start in center field that same night vs. Kansas City, going 0-for-2 and being optioned back to Las Vegas following the game...batted .268 with 26 doubles, nine triples, three home runs and 34 stolen bases in 123 games between New Hampshire and Las Vegas...stole 200th career base in the minor leagues September 3 vs. Salt Lake City.

**2010:** Spent season with Double-A New Hampshire (Toronto)...selected to Eastern League Mid- and Postseason All-Star teams...was first in Eastern League in stolen bases (46), tied for first in hits (158), and second in runs scored (101), on-base percentage (.390) and walks (77)...led all Blue Jays minor leaguers in runs, hits and stolen bases...batted .319 against left-handed pitching and .295 against right-handers...added to Jays 40-man roster November 19.

**2009:** Started season with Single-A Dunedin (Toronto)...named organizational Star of the Month for April after batting .333 (24-for-72) with 18 runs scored and 16 stolen bases in 19 games...named Florida State League Player of the Week June 8-14, batting .452 with five RBI and 11 runs scored...named to FSL Midseason All-Star team...transferred to Double-A New Hampshire at midseason...named organizational Star of the Month in August, batting .314 with 16 runs scored and 22 stolen bases...finished season with 70 stolen bases at both levels combined.

**2008:** Spent entire season with Single-A Lansing (Toronto)...made full-time switch from second base to the outfield defensively.

**2007:** Made professional debut with Single-A Auburn (Toronto)...named organizational Star of the Month for August, batting .286 with a home run and five RBI.

**PROFESSIONAL:** Toronto's 16th round pick in the 2007 First-Year Player Draft.

**MASTROIANNI'S PLAYING RECORD**

YEAR	CLUB	AVG	G	AB	R	H	2B	3B	HR	RBI	SH	SF	HB	BB	SO	SB	CS	E	OBP
2007	Auburn	.287	68	230	50	66	11	4	3	26	0	3	5	36	42	20	10	11	.391
2008	Lansing	.228	95	325	51	74	10	4	3	25	8	1	4	31	77	30	1	4	.302
2009	Dunedin	.325	61	231	55	75	11	2	0	26	2	0	4	37	38	32	7	5	.426
	New Hampshire	.271	70	247	39	67	10	2	1	25	4	1	1	39	45	38	8	0	.372
2010	New Hampshire	.301	132	525	101	158	25	7	4	46	7	5	3	77	96	46	10	3	.390
2011	New Hampshire	.254	44	169	29	43	8	3	1	13	2	3	2	22	24	14	3	2	.342
	Las Vegas	.276	79	319	63	88	18	6	2	23	4	0	1	40	54	20	7	2	.358
	<b>TORONTO</b>	.000	1	2	0	0	0	0	0	0	1	0	0	0	1	0	0	0	.000
2012	New Britain	.143	9	35	6	5	1	0	0	0	1	0	0	4	11	4	1	0	.231
	Rochester	.346	20	78	10	27	2	2	0	11	1	0	1	5	14	10	1	0	.393
	<b>MINNESOTA</b>	.252	77	163	22	41	3	2	3	17	3	1	1	18	45	21	3	3	.328
2013	GCL Twins	.143	3	7	1	1	0	0	0	2	0	1	1	2	1	2	0	1	.364
	Ft. Myers	.400	3	10	4	4	2	0	0	0	0	0	0	2	1	2	0	0	.500
	Rochester	.240	15	50	9	12	1	0	0	5	0	0	3	10	11	4	0	3	.397
	<b>MINNESOTA</b>	.185	30	65	5	12	2	0	0	5	3	1	1	3	23	2	1	0	.229
2014	Rochester	.450	4	20	4	9	2	0	0	2	0	0	0	0	4	0	1	0	.450
	<b>MINNESOTA</b>	.000	7	11	3	0	0	0	0	0	0	0	0	1	5	1	0	0	.083
	Buffalo	.267	88	344	52	92	18	1	5	21	3	2	4	40	67	20	5	0	.349
	<b>TORONTO</b>	.156	14	32	4	5	0	0	1	2	0	0	0	0	5	0	0	0	.156
Minor League Totals		.278	691	2950	474	721	199	31	19	225	32	16	29	345	485	242	54	31	.367
Major League Totals		.212	129	273	34	58	5	2	4	24	7	2	2	22	79	24	4	3	.274

**MASTROIANNI'S CAREER FIELDING RECORD**

POSITION	PCT	G	PO	A	E	TC	DP	PB
Outfield	.983	109	164	5	3	172	0	—
Second Base	—	2	0	0	0	0	0	—
Totals	.983	111	164	5	3	172	0	—



# KENDRYS MORALES

**HEIGHT/WEIGHT:** 6-1/235  
**BORN:** 6/20/83 in Fomento, Cuba  
**RESIDES:** Davie, FL  
**ACQUIRED:** Signed as a free agent, 6/8/14  
**M.L. SERVICE:** 6 years, 170 days

**BATS/THROWS:** S/R  
**AGE:** 31



**PERSONAL:** Kendrys Morales Rodriguez (ken-DREES)...as Cuban amateur, owned career .330 (287-for-871) average with 60 doubles, five triples, 37 home runs and 170 RBI...in 2002-03, posted a .391 average with nine home runs and 42 RBI for the Industriales in the Cuban National League and batted cleanup for Cuban National Team at Baseball World Cup Tournament in Havana...in 2001-02, was selected as Rookie of the Year while playing for Havana Industriales...broke 30-year-old RBI record and at the age of 19; was the first teenager to star for Cuba's National Team since Omar Linares...played for the Cuban team in the 1998 and 1999 Pan-Am Games.

## 2014:

- Signed with the Twins as a free agent on June 8.
- Hit safely in first six games for Twins June 9-15, hitting .360 (9-for-25) with three doubles during streak.
- Hit safely in 12 straight July 7-22, hitting .292 (14-for-48) with six doubles and seven RBI during streak.
- Played 39 games for the Twins, hitting .234 (36-for-154) with 11 doubles, one home run and 18 RBI.
- Traded to Seattle July 24, in exchange for right-handed pitcher Stephen Pryor.

**2013:** Led team in batting average (.277), hits (167), doubles (34), RBI (80), multi-hit games (46) and extra base hits (57) in first season with the Mariners...Mariners nominee for the Hank Aaron Award, recognizing the most outstanding offensive performer on each team...23 home runs were second most in his career, trailing the 34 he hit with Los Angeles-AL in 2009...appeared in a career-high 156 games, making 152 starts (121 as designated hitter, 31 as first baseman)...tied for fourth in the American League with 15 game-winning RBI...hit .312 (44-for-141) with runners in scoring position...among AL designated hitters, ranked second in home runs behind Boston's David Ortiz (30)...hit 18 of his 23 home runs as the designated hitter (4 as 1B, 1 as PH)...set a club record for home runs by a switch hitter with 23 (17 as LHB, 6 as RHB)...hit 100th career home run September 11 vs. Houston...recorded a hit in eight consecutive plate appearances August 1-2, one off the club record of nine set by Raul Ibañez in 2004...had back-to-back four-hit games August 1-2...tabbed pair of multi-home run games, July 2 at Texas and July 9 vs. Boston...hit a pinch-hit, three-run walk-off home run June 23 vs. Oakland (4th career walk-off hit)...joined Ken Phelps (9/3/86) as the only players in Mariners franchise history to hit a walk-off pinch-hit home run...recorded three eight-game hitting streaks: May 10-18 (.313, 10-for-32), May 20-28 (.472, 17-for-36) and May 30-June 6 (.371, 13-for-35)...was 4-for-4 with a double and home run as a pinch-hitter...one of five players to go 4-for-4 or better in a season as a pinch-hitter since 1974 (last: Jerald Clark, MIN, 1995).

**2012:** Hit .273 (132-for-484) with 22 home runs and 73 RBI...marked first season full season of action since 2009 after missing all of 2011 and part of 2010 with a left lower leg injury...on Opening Day, collected first major league hit since a walk-off grand slam on May 29, 2010 vs. Seattle (span of 678 days)...hit 14 of 22 homers following the All-Star break...batted .280 (116-for-414) with 17 home runs and 58 RBI left-handed and .229 (16-for-70) with five home runs and 15 RBI right-handed...ranked third in the AL (8th in MLB) in batting by a switch hitter...homered from both sides of the plate and drove in six RBI in the sixth inning July 30 at Texas...became the third player in MLB history to homer from both sides of the plate in the same inning (also, Carlos Baerga with CLE, April 8, 1993 and Mark Bellhorn with CHC, August 29, 2002).

**2011:** Did not participate during 2011 campaign...opened season on the 15-day disabled list before being transferred to 60-day DL July 20...underwent a second surgery May 26 to clean out scar tissue and debris in the left ankle joint...a bone graft was also performed...procedure done by Dr. Thomas Clanton in Vail, CO.

**2010:** Limited to 51 games after suffering fractured lower left leg following his game-ending grand slam in 10th inning on May 29, 2010 vs. Seattle...underwent surgery June 10 at the Orange Surgery Center in Orange, CA...procedure was performed by Dr. Phil Kwong (Foot & Ankle Specialist with Kerlan-Jobe Clinic)...at time of injury was leading Angels in average (.290), home runs (11), total bases (94) and RBI (39).

**2009:** Voted Angels Team MVP in his first full season in the majors...hit .306 (173-for-566) with 86 runs, 43 doubles, two triples, 34 home runs and 108 RBI...finished fifth in AL MVP voting...set Angels single-season home run record for a switch hitter with 34 (previously 28 by C. Davis in 1996) and most total bases by a switch-hitter (322)...ranked among AL leaders in several power categories — 34 home runs (6th), 108 RBI (15th), .569 slugging percentage (2nd) and 79 extra base hits (3rd)...career-best 20-game hit-streak June 24-July 22 (.372, 29-for-78).

**2008:** Had four separate stints with Angels...overall, hit .231 (113-for-491) with three home runs and eight RBI in 27 games...21 of 27 games played came in September...batted .341 (108-for-317) with 46 runs, 19 doubles, 15 home runs and 64 RBI in 78 games for Triple-A Salt Lake.

**2007:** Went 35-for-119 (.294) with 10 doubles, four home runs and 15 RBI in 43 games with the Angels...collected first career walk-off hit September 7 vs. Cleveland in 10th inning...hit a team-best .341 (87-for-255) with 42 runs, 20 doubles, five home runs and 37 RBI in 64 games with Salt Lake.

**2006:** Opened the season with Salt Lake...recalled by Angels May 23 and made major league debut as starting first baseman that day at Texas (3-for-5, HR, 2 RBI)...batted .320 (82-for-256) with 12 doubles, one triple, 12 home runs and 52 RBI in 66 games in the minors...played with Gigantes in Santo Domingo in Dominican Winter League in 2006.

**2005:** Did not begin playing in Angels system until late May as his arrival to United States was delayed while trying to obtain Dominican citizenship and a passport needed to procure an American visa...in 22 games with Single-A Rancho Cucamonga, hit .344 (31-for-90) with five HR and 17 RBI

before promotion to Double-A Arkansas...hit .321 (9-for-29) with four home runs and nine RBI in seven Texas League playoff games...selected to play in MLB Futures Game (World Team) during the All-Star break in Detroit.

**POSTSEASON:** Appeared in all nine games of Angels 2009 Postseason, batting .176 (6-for-34) with two home runs and seven RBI...made playoff debut in 2007 ALDS vs. Boston...appeared in three games batting .111 (1-for-9) with one run scored...started Game 2 as DH and Game 3 at first base.

**PROFESSIONAL:** Originally signed by the Los Angeles Angels as a non-drafted free agent out of Cuba on December 1, 2004.

MORALES' BATTING RECORD																			
YEAR	CLUB	AVG	G	AB	R	H	2B	3B	HR	RBI	SH	SF	HB	BB	SO	SB	CS	E	OBP
2005	Rancho Cucamonga	.344	22	90	18	31	3	0	5	17	0	1	3	6	11	0	0	5	.400
	Arkansas	.306	74	281	47	86	12	0	17	54	0	1	2	17	43	2	0	7	.349
2006	Salt Lake	.320	66	256	41	82	13	1	12	52	0	1	2	14	40	0	3	1	.359
	LOS ANGELES-AL	.234	57	197	21	46	10	1	5	22	0	1	0	17	28	1	1	5	.293
2007	Salt Lake	.341	64	255	42	87	20	1	5	37	0	1	4	15	30	0	2	6	.385
	LOS ANGELES-AL	.294	43	119	12	35	10	0	4	15	0	0	1	6	21	0	1	0	.333
2008	AZL Angels	.524	5	21	4	11	3	0	1	10	0	0	0	1	1	0	0	0	.545
	Salt Lake	.341	78	317	46	108	19	0	15	64	0	3	1	19	43	1	3	3	.376
	LOS ANGELES-AL	.213	27	61	7	13	2	0	3	8	0	0	1	4	7	0	1	0	.273
	LOS ANGELES-AL	.306	152	566	86	173	43	2	34	108	0	8	2	46	117	3	7	8	.355
2010	LOS ANGELES-AL	.290	51	193	29	56	5	0	11	39	0	1	5	12	31	0	1	2	.346
2011	DID NOT PLAY - INJURED																		
2012	LOS ANGELES-AL	.273	134	484	61	132	26	1	22	73	0	3	4	31	116	0	1	1	.320
2013	SEATTLE	.277	156	602	64	167	34	0	23	80	0	1	5	49	114	0	0	1	.336
2014	MINNESOTA	.234	39	154	12	36	11	0	1	18	0	2	0	6	27	0	0	0	.259
	SEATTLE	.207	59	213	16	44	9	0	7	24	0	2	3	21	41	0	0	1	.285
Minor League Totals		.332	309	1220	198	405	70	2	55	234	0	7	12	72	168	3	8	22	.373
Major League Totals		.271	718	2589	308	702	150	4	110	387	0	18	21	192	502	4	12	18	.324

MORALES' DIVISION SERIES RECORD																			
YEAR	OPPONENT	AVG	G	AB	R	H	2B	3B	HR	RBI	SH	SF	HB	BB	SO	SB	CS	E	OBP
2007	Boston	.111	3	9	1	1	0	0	0	0	0	0	0	0	2	0	0	0	.111
2008	Boston	.500	4	4	0	2	1	0	0	0	0	0	0	0	0	0	0	0	.500
2009	Boston	.200	3	10	1	2	0	0	1	3	0	1	0	1	0	0	0	0	.250
Division Series Totals		.217	10	23	2	5	1	0	1	3	0	1	0	1	2	0	0	0	.240

MORALES' LEAGUE SERIES RECORD																			
YEAR	OPPONENT	AVG	G	AB	R	H	2B	3B	HR	RBI	SH	SF	HB	BB	SO	SB	CS	E	OBP
2009	New York-AL	.167	6	24	1	4	0	0	1	4	0	0	1	1	6	0	0	0	.231
Division Series Totals		.167	6	24	1	4	0	0	1	4	0	0	1	1	6	0	0	0	.231

MORALES' CAREER FIELDING RECORD								
POSITION	PCT	G	PO	A	E	TC	DP	PB
First Base	.994	370	2993	195	18	3206	305	—
Outfield	1.000	18	23	0	0	23	0	—
Totals	.994	388	3016	195	18	3229	305	—



# JOSH WILLINGHAM

**HEIGHT/WEIGHT:** 6-2/228

**BORN:** 2/17/79 in Florence, AL

**RESIDES:** Florence, AL

**ACQUIRED:** Signed as free agent, 12/15/11

**M.L. SERVICE:** 9 years, 123 days

**BATS/THROWS:** R/R

**AGE:** 35



**PERSONAL:** Joshua David Willingham...wife, Ginger (Jaynes)...sons, Rhett (10/24/06), Ryder (2/23/10) and Rogan (4/25/12)...1997 graduate of Mars Hill (AL) High School...attended University of North Alabama, majoring in Biology...played shortstop and was a two-time All-Gulf South Conference selection (1999-2000) and a two-time American Baseball Coaches Association All-American...led Lions to 1999 Division II College World Series and subsequently earned a spot on Division II Baseball Championship and All-Tournament teams...was First-Team Division II All-American in 1999...was Second-Team All-American in 2000...he and wife Ginger run the Josh Willingham Foundation to raise funds for disaster relief in northwest Alabama.

## 2014:

- Began third season on Twins Opening Day roster.
- Placed on 15-day disabled list April 12 with left wrist contusion.
- Played eight games on rehab assignment May 16-24, hitting .185 (5-for-27)...returned from rehab assignment and reinstated from 15-day disabled list.
- Hit safely in 14 of 15 games May 28-June 11, hitting .360 (18-for-50) with five home runs, 17 RBI, 14 walks and a .507 on-base percentage in that span.
- Traded to Kansas City August 11, in exchange for right-handed pitcher Jason Adam.

**2013:** Played second straight season with the Twins...drew three walks April 6 at Baltimore, ninth time in career with three-plus walks in a game...reached base safely in 25 of first 27 games April 1-May 8, posting a .405 on-base percentage in that span...recorded 850th career hit April 9 at Kansas City...recorded 13th career multi-homer game May 23 at Detroit and 14th career multi-homer game September 10 vs. Oakland...scored 500th career run June 8 at Washington...played 1,000th career game June 11 vs. Philadelphia...placed on 15-day disabled list July 2 (retro July 1) with a medial meniscus tear and left knee bone bruise; had surgery July 3...played three games with Triple-A Rochester on rehab assignment August 5-7...reinstated August 9 after missing 33 games...hit 200th career double August 14 vs. Chicago-AL...drew 500th career walk September 19 at Oakland...led the Twins in walks (66) and strikeouts (128).

**2012:** Made sixth career Opening Day start and first as Twin, batting fifth and playing left field April 6 at Baltimore...homered in fourth at-bat, a two-run shot in the ninth inning, marking first hit as a Twin and third time (second time consecutively) that he had homered on Opening Day...the game also marked 800th of career...homered in three straight games April 9-12...hit a total of five home runs in first 11 games...named American League Player of the Week April 9-15 (the first POW Award of the MLB season)...batted .455 (10-for-22) with a double, three home runs, four RBI, three walks, and six runs scored in that span...second career Player of the Week award (other August 2, 2009)...hit safely in each of Twins first 15 games, tying a club record to start a season, (Kirby Puckett, 1994)...passed Glenn Williams (14 games) for longest hitting streak for a player starting his Twins career...passed career-high for a hit-streak of 12 (2008)...reached safely via hit or walk in first 20 games April 6-30, batting .347 (25-for-72) with nine walks in that span, including a .447 on-base percentage...hit fifth career walk-off home run, a three-run shot off Brian Fuentes May 29 vs. Oakland, giving the Twins a 3-2 victory...hit walk-off RBI-single in bottom of 10th inning June 8 vs. Chicago-NL, giving the Twins a 8-7 victory...hit go-ahead two-run homer June 24 at Cincinnati in top of ninth inning off Aroldis Chapman to give Twins a 2-1 lead and eventual win...hit 150th career home run July 3 at Detroit...recorded 11th career multi-homer game July 13 vs. Oakland, and 12th career multi-homer game July 24 at Chicago-AL...hit 11 home runs in July, tying him with Arizona's Jason Kubel for the most in baseball during the month...also recorded 27 RBI in July, tying him with the Yankees' Mark Teixeira for most in the month...hit 29th home run August 6 at Cleveland, tying single-season career-high...set a new single-season career-high with 30th home run August 14 vs. Detroit, eventually ending the season with 35...recorded 100th RBI, becoming 17th different Twin to reach 100 RBI in a season, September 7 vs. Cleveland...hit 35th home run, tying Bob Allison (1963) for ninth on Twins all-time single-season home run list, September 19 at Cleveland; set a season-high with four hits and tied season-high with four RBI in that same game...sidelined with sprained left shoulder September 24, ending season and missing final eight games...became first player in Twins history to hit 30-plus doubles, 35-plus homers and drive in over 100 runs in a season...struck out 141 times, fourth most in club history for a single season...hit 21 home runs at Target Field, most ever by a Twin in one season...ranked seventh in the AL in home runs (35) and ninth in baseball, becoming first Twin to finish in top 10 in MLB since Gary Gaetti tied for eighth with 28 home runs in 1988...posted a 14.83 at-bat-per-home run ratio, seventh best in baseball and 10th best in Twins history...tied for third in AL in RBI (110) and tied for fifth in baseball...posted a 4.72 at-bat-per-RBI ratio, third best in baseball...one of five players in baseball with 30-plus doubles, 30-plus home runs and 110-plus RBI — the others were Ryan Braun (36 2B, 41 HR, 112 RBI), AL MVP Miguel Cabrera (40 2B, 44 HR, 139 RBI), Josh Hamilton (31 2B, 43 HR, 128 RBI) and Chase Headley (31 2B, 31 HR, 115 RBI)...won 2012 Louisville Slugger Silver Slugger Award, becoming the sixth Twin to win the award and second outfielder, the other being Kirby Puckett, who won it five times.

**2011:** Spent first season with Oakland after being acquired in trade from Washington for pitcher Henry Rodriguez and outfielder Corey Brown December 16, 2010...made fifth career Opening Day start and first for Oakland April 1, all coming in left field (also 2006-08 and '10)...hit second career Opening Day home run April 1 vs. Seattle (also March 31, 2008 vs. New York-NL); the home run came in first at-bat, making him the 10th player in Oakland history to homer in first at-bat with the A's (the last being Frank Thomas April 3, 2006)...recorded five RBI May 9 at Texas, his seventh career game with five-plus RBI...suspended for one game and fined an undisclosed amount by Major League Baseball May 9 for actions at the conclusion of the top of eighth inning May 7 at Kansas City; the suspension served May 13...had 10th two-homer game of career July 29 vs.

Minnesota, his first since August 25, 2009 at Chicago-NL, driving in all five of A's runs that night, tying the Oakland record for most RBI in a game in which a player drove in all of the A's runs...hit third career pinch-hit home run August 20 vs. Toronto, his first since April 16, 2009 vs. Philadelphia...tied for third in American League in home runs in August (8) and tied for seventh in RBI (21)...led Athletics in home runs (29), RBI (98), strikeouts (150) and tied for first in walks (56)...was one of 13 players in American League with 25-plus doubles, 25-plus home runs and 90-plus RBI.

**2010:** Spent second season with Washington...batted .281 with 15 home runs and 46 RBI in 87 games before All-Star break, but batted .225 with one home run and 10 RBI in 27 games after the break while experiencing left knee problems...made team-leading 105 starts in left field...committed just one error in 108 games overall in outfield (.994 fielding percentage)...tied for second among National League left fielders with seven assists...had career-highs in walks (67) and on-base percentage, and matched best in stolen bases (8-for-8)...placed on 15-day disabled list with sore left knee August 16...transferred to 60-day disabled list September 3 and had surgery on knee.

**2009:** Spent first season with Washington...batted .340 with 15 doubles, 11 homers and 24 RBI in 50 games May 5-July 12...missed a week in early June with an illness, then went on Bereavement List for a week in mid-June...became 13th major leaguer and third National League player to hit two grand slams in same game (off Jeff Suppan and Mark DeFelice) July 27 at Milwaukee...the eight RBI set a Nationals (since 2005) single-game record and matched the franchise single-game mark...batted .423 (11-for-26) with three doubles, three homers, 11 RBI and five walks in six games, and was named NL Co-Player of the Week August 2...went 4-for-4 with two homers and six RBI August 25 at Chicago-NL, and scored five runs in that game to match Nationals (since 2005) single-game club mark...according to the Elias Sports Bureau, only five other players have gone 4-for-4 or better in a single game, yet posted more runs and more RBI than hits: Sean Casey (4-for-4, six RBI and five runs, May 19, 1999 at Colorado), Ken Griffey Jr. (4-for-4, six RBI, and five runs, May 24, 1996 vs. New York-AL), George Foster (4-for-4, seven RBI, and five runs, April 25, 1977 at Atlanta), Rocky Colavito (4-for-4, six RBI and five runs, June 10, 1959 at Baltimore), and Lou Gehrig (4-for-4, five RBI and five runs, June 12, 1928 at Chicago-AL)...with 24 home runs, he joined Adam Dunn (38) and Ryan Zimmerman (33) to form Nationals second trio of 20-plus homer teammates...established Nationals record with five multi-homer games...tied for seventh in NL with 12 hit by pitches.

**2008:** Hit first Opening Day home run of career, playing with Florida, March 31 vs. New York-NL off Johan Santana...posted 12-game hitting streak April 12-24...was batting .341 with six home runs and 16 RBI in 25 games before missing 50 games due to a stint on the disabled list with a lower back strain April 28-June 23...hit two home runs, including a walk-off 10th-inning solo shot in a 6-5 win June 30 against Washington...homered in four straight games for first time in career September 22-26...traded to Washington along with pitcher Scott Olsen in exchange for pitcher P.J. Dean, and infielders Emilio Bonifacio and Jake Smolinski November 10.

**2007:** Made Marlins Opening Day roster for first time in career and spent entire season with Florida...hit Marlin's only walk-off home run of season May 10 vs. Los Angeles-NL...went 5-for-5 and had walk-off RBI-single in 10th inning July 1 vs. Atlanta...hit two grand slams, including first of career August 11 at New York-NL off Guillermo Mota...posted a hit in six straight at-bats June 30-July 1...recorded six RBI August 23 at St. Louis...tied for eighth in NL with team-leading nine outfield assists.

**2006:** Earned Rookie of the Year consideration along with teammates Hanley Ramirez (winner), Dan Uggla, Josh Johnson and Scott Olsen...teamed with Uggla (27) and Mike Jacobs (20) to form second trio of rookie teammates in MLB history to hit 20-or-more homers (the other trio was Gary Gaetti, Kent Hrbek and Tom Brunansky of 1982 Twins)...joined Uggla as only second pair of rookie teammates to hit 25-plus home runs (Al Rosen and Luke Easter, 1950 Indians)...spent two weeks on disabled list with sprained left hand June 7-22.

**2005:** Started the season with Triple-A Albuquerque (Florida)...hit .344 with six doubles, 12 home runs, 29 RBI and 20 walks in May, and was named Florida's organizational Player of the Month...named Topps minor league Player of the Month in May...earned PCL Player of the Week honors June 12 after hitting .550 with three doubles, three home runs and eight RBI...recalled by Florida June 24...named PCL Midseason All-Star and selected to play in XM Futures Game, but did not play in either due to major league recall...led Pacific Coast League with 19 home runs at time of promotion...placed on 15-day disabled list with stress fracture in left forearm June 30-September 2.

**2004:** Started season with Double-A Carolina (Florida)...recalled by Florida for first time and made major league debut July 6 vs. Pittsburgh...went 2-for-2 with two walks in second major league game July 7 against Pittsburgh, singling off Brian Meadows in sixth inning for first hit...hit first career homer July 18 at Pittsburgh off Oliver Perez...named a Double-A Postseason All-Star catcher by *Baseball America*.

**2003:** Split time between Single-A Jupiter (Florida), Double-A Carolina and GCL Marlins (rehab assignment)...was Florida State League All-Star for second consecutive season...placed on disabled list twice with right knee inflammation...participated in Arizona Fall League and hit .313 with three home runs and 11 RBI in 22 games with Peoria Saguaros.

**2002:** Spent season with Single-A Jupiter...was Florida State League All-Star...tied for third in FSL in slugging percentage and tied for fifth in on-base percentage (.394).

**2001:** Spent entire season with Single-A Kane County (Florida)...named to Single-A Midwest League All-Star team...stole a team-high 24 bases in 26 attempts (92.3%)...successfully stole 23 straight bases April 30-August 22.

**2000:** Began professional career with Single-A Utica (Florida)...posted .400 on-base percentage, including 39 walks in 65 games.

**PROFESSIONAL:** Florida's 17th round pick in the 2000 First-Year Player Draft; signed by scout Larry Keller.

WILLINGHAM'S PLAYING RECORD																			
YEAR	CLUB	AVG	G	AB	R	H	2B	3B	HR	RBI	SH	SF	HB	BB	SO	SB	CS	E	OBP
2000	Utica	.263	65	205	37	54	16	0	6	29	1	2	9	39	55	9	5	2	.400
2001	Kane County	.259	97	320	57	83	20	2	7	36	0	4	13	53	85	24	2	15	.382
2002	Jupiter	.274	107	376	72	103	21	4	17	69	0	2	13	63	88	18	5	9	.394
2003	Jupiter	.264	59	193	46	51	17	1	12	34	0	3	9	46	42	9	2	2	.422
	GCL Marlins	.429	2	7	3	3	1	0	1	3	0	0	0	1	2	0	0	0	.500
	Carolina	.299	22	67	15	20	2	1	5	14	0	0	3	13	20	0	0	0	.434
2004	FLORIDA	.200	12	25	2	5	0	0	1	1	0	0	0	4	8	0	0	1	.310
	Carolina	.281	112	338	81	95	24	0	24	76	1	7	18	91	87	6	3	5	.449
2005	Jupiter	.222	2	9	1	2	1	0	0	1	0	0	1	0	2	0	0	0	.300
	Albuquerque	.324	66	219	56	71	14	3	19	54	0	4	9	47	54	5	1	5	.455
	FLORIDA	.304	16	23	3	7	1	0	0	4	1	0	2	2	5	0	0	0	.407
2006	Carolina	.250	2	8	0	2	0	0	0	0	0	0	0	0	3	0	0	0	.250
	FLORIDA	.277	142	502	62	139	28	2	26	74	0	6	11	54	109	2	0	7	.356
2007	FLORIDA	.265	144	521	75	138	32	4	21	89	0	1	16	66	122	8	1	3	.364
2008	Carolina	.231	8	26	6	6	2	0	0	5	0	0	2	2	5	0	0	1	.333
	FLORIDA	.254	102	351	54	89	21	5	15	51	1	2	14	48	82	3	2	0	.364
2009	WASHINGTON	.260	133	427	70	111	29	0	24	61	0	2	12	61	104	4	3	7	.367
2010	WASHINGTON	.268	114	370	54	99	19	2	16	56	0	4	9	67	85	8	0	1	.389
2011	Sacramento	.200	2	5	1	1	0	0	1	2	0	0	0	2	2	0	0	0	.429
	OAKLAND	.246	136	488	69	120	26	0	29	98	0	8	11	56	150	4	1	2	.332
2012	MINNESOTA	.260	145	519	85	135	30	1	35	110	0	6	14	76	141	3	2	4	.366
2013	Rochester	.111	3	9	1	1	0	0	1	1	0	0	0	2	2	0	0	0	.273
	MINNESOTA	.208	111	389	42	81	20	0	14	48	0	2	14	66	128	1	0	1	.342
2014	Rochester	.185	8	27	3	5	2	0	1	3	0	0	1	1	8	0	0	0	.241
	MINNESOTA	.210	68	224	34	47	5	1	12	34	0	5	7	42	78	1	0	0	.345
	KANSAS CITY	.233	24	73	14	17	5	0	2	6	0	0	2	11	24	1	0	0	.349
Minor League Totals		.275	555	1809	379	497	120	11	94	327	2	22	78	360	455	71	18	39	.412
National League Totals		.265	663	2219	320	588	130	13	103	336	2	15	64	302	515	25	6	19	.367
American League Totals		.236	484	1693	244	400	86	2	92	296	0	21	48	251	521	10	3	7	.347
Major League Totals		.253	1147	3912	564	988	216	15	195	632	2	36	112	553	1036	35	9	26	.358

WILLINGHAM'S CAREER FIELDING RECORD									
POSITION	PCT	G	PO	A	E	TC	DP	PB	
Outfield	.985	938	1613	47	25	1685	10	—	
Catcher	.980	15	48	1	1	50	0	4	
First Base	1.000	3	5	0	0	5	0	—	
Totals	.985	956	1666	48	26	1740	10	4	

## LAST TRADE WITH...

### AMERICAN LEAGUE

TRADES	TEAM	LAST TRADE	OBTAINED	TRADED
6	Baltimore	12/9/10	Jim Hoey, Brett Jacobson	J.J. Hardy, Brendan Harris, cash
12	Boston	8/5/12	Jeremias Pineda	Danny Valencia
7	Chicago	7/28/12	Eduardo Escobar, Pedro Hernandez	Francisco Liriano
15	Cleveland	8/25/11	Cash	Jim Thome
10	Detroit	8/15/11	Cole Nelson, Lester Oliveros	Delmon Young
4	Houston	8/3/99	Josh Dimmick	George Williams
4	Kansas City	8/11/14	Jason Adam	Josh Willingham
10	Los Angeles	8/27/10	Brian Fuentes	PTBNL (Loek Van Mil)
11	New York	4/7/14	Eduardo Nunez	Miguel Sulbaran
6	Oakland	7/31/14	Tommy Milone	Sam Fuld
7	Seattle	7/24/14	Stephen Pryor	Kendrys Morales
1	Tampa Bay	11/28/07	Delmon Young, Brendan Harris, Jason Pridie	Matt Garza, Jason Bartlett, Eduardo Morlan
5	Texas	8/25/08	Eddie Guardado	Mark Hamburger
4	Toronto	7/16/03	Shannon Stewart	Bobby Kielty
3	Washington	3/21/70	Brant Alyea	Joe Grzenda, Charley Walters

### NATIONAL LEAGUE

TRADES	TEAM	LAST TRADE	OBTAINED	TRADED
2	Arizona	8/28/09	Jon Rauch	PTBNL (Kevin Mulvey) and Cash
3	Atlanta	12/18/13	Sean Gilmartin	Ryan Doumit
10	Chicago	11/21/07	Craig Monroe	PTBNL (Doug Deeds)
9	Cincinnati	7/31/06	Zach Ward	Kyle Lohse
6	Colorado	12/6/11	PTBNL (Daniel Turpen)	Kevin Slowey
2	Florida/Miami	12/2/05	Luis Castillo	Travis Bowyer, Scott Tyler
10	Los Angeles	8/9/14	PTBNL	Kevin Correia
8	Milwaukee	11/6/09	J.J. Hardy	Carlos Gomez
9	New York	2/2/08	Carlos Gomez, Phil Humber, Kevin Mulvey, Deolis Guerra	Johan Santana
9	Philadelphia	12/6/12	Vance Worley, Trevor May	Ben Revere
6	Pittsburgh	3/25/14	Cash	Vance Worley
5	St. Louis	4/22/88	Tom Herr	Tom Brunansky
5	San Diego	9/9/03	Alex Garcia	Todd Sears
6	San Francisco	12/15/03	J.T. Thomas	Dustan Mohr
9	Wash./ Montreal	11/29/12	Alex Meyer	Denard Span



2014  
**ALL★STAR**  
**GAME**

**STATISTICS**



## 2014 FINAL STANDINGS

### AMERICAN LEAGUE

EAST DIVISION	WON	LOST	PCT.	GB	HOME	ROAD
x-Baltimore Orioles	96	66	.593	-	50-31	46-35
New York Yankees	84	78	.519	12	43-38	41-40
Toronto Blue Jays	83	79	.512	13	46-35	37-44
Tampa Bay Rays	77	85	.475	19	36-45	41-40
Boston Red Sox	71	91	.438	25	34-47	37-44

CENTRAL DIVISION	WON	LOST	PCT.	GB	HOME	ROAD
x-Detroit Tigers	90	72	.556	-	45-36	45-36
y-Kansas City Royals	89	73	.549	1	42-39	47-34
Cleveland Indians	85	77	.525	5	48-33	37-44
Chicago White Sox	73	89	.451	17	40-41	33-48
Minnesota Twins	70	92	.432	20	35-46	35-46

WEST DIVISION	WON	LOST	PCT.	GB	HOME	ROAD
x-Los Angeles Angels	98	64	.605	-	52-29	46-35
y-Oakland Athletics	88	74	.543	10	48-33	40-41
Seattle Mariners	87	75	.537	11	41-40	46-35
Houston Astros	70	92	.432	28	38-43	32-49
Texas Rangers	67	95	.414	31	33-48	34-47

### NATIONAL LEAGUE

EAST DIVISION	WON	LOST	PCT.	GB	HOME	ROAD
x-Washington Nationals	96	66	.593	-	51-30	45-36
Atlanta Braves	79	83	.488	17	42-39	37-44
New York Mets	79	83	.488	17	40-41	39-42
Miami Marlins	77	85	.475	19	42-39	35-46
Philadelphia Phillies	73	89	.451	23	37-44	36-45

CENTRAL DIVISION	WON	LOST	PCT.	GB	HOME	ROAD
x-St. Louis Cardinals	90	72	.556	-	51-30	39-42
y-Pittsburgh Pirates	88	74	.543	2	51-30	37-44
Milwaukee Brewers	82	80	.506	8	42-39	40-41
Cincinnati Reds	76	86	.469	14	44-37	32-49
Chicago Cubs	73	89	.451	17	41-40	32-49

WEST DIVISION	WON	LOST	PCT.	GB	HOME	ROAD
x-Los Angeles Dodgers	94	68	.580	-	45-36	49-32
y-San Francisco Giants	88	74	.543	6	45-36	43-38
San Diego Padres	77	85	.475	17	48-33	29-52
Colorado Rockies	66	96	.407	28	45-36	21-60
Arizona Diamondbacks	64	98	.395	30	33-48	31-50

x-Division Champion  
y-Wild Card

# TWINS FINAL CLUB STATISTICS — 2014

	HOME		ROAD		TOTALS	
	W	L	W	L	W	L
VS. BALTIMORE	2	1	1	3	3	4
VS. BOSTON	2	1	0	3	2	4
VS. NEW YORK	1	3	2	1	3	4
VS. TAMPA BAY	0	3	2	1	2	4
VS. TORONTO	2	1	2	1	4	2
<b>TOTALS VS. EAST</b>	<b>7</b>	<b>9</b>	<b>7</b>	<b>9</b>	<b>14</b>	<b>18</b>

VS. CHICAGO	6	4	4	5	10	9
VS. CLEVELAND	4	5	4	6	8	11
VS. DETROIT	5	4	5	5	10	9
VS. KANSAS CITY	5	5	3	6	8	11
<b>TOTALS VS. CENTRAL</b>	<b>20</b>	<b>18</b>	<b>16</b>	<b>22</b>	<b>36</b>	<b>40</b>

VS. HOUSTON	1	2	2	1	3	3
VS. LOS ANGELES	0	4	0	3	0	7
VS. OAKLAND	0	3	1	3	1	6
VS. SEATTLE	2	1	3	1	5	2
VS. TEXAS	1	3	1	2	2	5
<b>TOTALS VS. WEST</b>	<b>4</b>	<b>13</b>	<b>7</b>	<b>10</b>	<b>11</b>	<b>23</b>
<b>TOTALS VS. A.L.</b>	<b>31</b>	<b>40</b>	<b>30</b>	<b>41</b>	<b>61</b>	<b>81</b>

VS. ARIZONA	2	1	0	0	2	1
VS. COLORADO	0	0	2	1	2	1
VS. LOS ANGELES	0	3	0	0	0	3
VS. MILWAUKEE	1	1	1	1	2	2
VS. SAN DIEGO	1	1	2	0	3	1
VS. SAN FRANCISCO	0	0	0	3	0	3
<b>TOTALS VS. N.L.</b>	<b>4</b>	<b>6</b>	<b>5</b>	<b>5</b>	<b>9</b>	<b>11</b>
<b>OVERALL TOTALS</b>	<b>35</b>	<b>46</b>	<b>35</b>	<b>46</b>	<b>70</b>	<b>92</b>

DOUBLEHEADERS (HOME)	WON 1	LOST 1	SPLIT 1
DOUBLEHEADERS (ROAD)	WON 0	LOST 2	SPLIT 0

	MIN	OPP		WON	LOST
DOUBLE PLAYS	136	114	STARTERS	48	70
TRIPLE PLAYS	0	0	RELIEVERS	22	22
LEFT ON BASE	1176	1130	STREAKS	4	5
GRAND SLAM HR	1	5			
HOME RUNS - HOME	67	72			
HOME RUNS - ROAD	61	75			

	HOME		ROAD		TOTALS	
	W	L	W	L	W	L
SHUTOUTS	2	5	5	7	7	12
SHO - INDIVIDUAL	0	0	0	1	0	1
EXTRA INNINGS	3	5	3	2	6	7
ONE-RUN DECISIONS	14	9	7	15	21	24
TWO-RUN DECISIONS	6	7	13	8	19	15
VS. LH STARTERS	12	15	12	17	24	32
VS. RH STARTERS	23	31	23	29	46	60
GRASS FIELDS	35	46	31	44	66	90
ARTIFICIAL FIELDS	0	0	4	2	4	2
DAY GAMES	16	17	16	19	32	36
NIGHT GAMES	19	29	19	27	38	56

## ATTENDANCE

HOME	2,250,606 (81 DATES)	27,785 AVG
ROAD	2,128,518 (79 DATES)	26,943 AVG

# TWINS FINAL STATISTICS — 2014

PLAYER	AVG	G	AB	R	H	2B	3B	HR	RBI	SH	SF	HB	BB	SO	SB	CS	E	OBP
Arcia, O	.231	103	372	46	86	16	3	20	57	0	1	6	31	127	1	2	5	.300
Bernier, D	.286	7	7	2	2	0	0	0	0	0	0	1	1	2	0	0	0	.444
Dozier, B	.242	156	598	112	145	33	1	23	71	3	8	9	89	129	21	7	15	.345
Escobar, E	.275	133	433	52	119	35	2	6	37	4	2	2	24	93	1	1	9	.315
RIGHT	.328	131	43	13	0	4	15	0	0	1	5	24						.358
LEFT	.252	302	76	22	2	2	22	4	2	1	19	69						.296
Fryer, E	.213	28	75	11	16	4	0	1	5	0	0	1	5	15	1	0	1	.272
Herrmann, C	.213	33	75	8	16	3	0	0	4	0	0	4	17	1	0	1		.253
Hicks, A	.215	69	186	22	40	8	0	1	18	2	1	0	36	56	4	3	2	.341
RIGHT	.256	86	22	7	0	0	7	1	0	0	19	31						.390
LEFT	.180	100	18	1	0	1	11	1	1	0	17	25						.297
Mauer, J	.277	120	455	60	126	27	2	4	55	0	2	1	60	96	3	0	3	.361
Nunez, E	.250	72	204	26	51	7	4	4	24	3	0	1	5	31	9	3	7	.271
Parmelee, C	.256	87	250	27	64	11	0	7	28	0	1	2	17	64	0	3	2	.307
Pinto, J	.219	57	169	25	37	8	0	7	18	0	3	1	24	50	0	1	5	.315
Plouffe, T	.258	136	520	69	134	40	2	14	80	0	5	4	53	109	2	1	14	.328
Santana, D	.319	101	405	70	129	27	7	7	40	2	1	3	19	98	20	4	6	.353
RIGHT	.301	123	37	8	2	2	11	1	0	0	7	42						.338
LEFT	.326	282	92	19	5	5	29	1	1	3	12	56						.359
Schafer, J	.285	41	130	17	37	5	1	1	13	5	0	0	12	28	15	5	2	.345
NL	.163	63	80	9	13	4	0	0	3	0	0	10	20	15	2	0		.256
Suzuki, K	.288	131	452	37	130	34	0	3	61	1	7	9	34	46	0	1	4	.345
Vargas, K	.274	53	215	26	59	10	1	9	38	0	4	3	12	63	0	0	3	.316
RIGHT	.228	92	21	5	0	1	14	0	1	1	7	28						.287
LEFT	.309	123	38	5	1	8	24	0	3	2	5	35						.338
Gibson, K	.250	31	4	0	1	0	0	0	0	0	0	0	0	2	0	0	0	.250
Hughes, P	.000	32	6	0	0	0	0	0	0	0	0	0	0	4	0	0	1	.000
Milone, T	.000	23	4	0	0	0	0	0	0	0	0	0	0	1	0	0	1	.000
MIN	.000	6	0	0	0	0	0	0	0	0	0	0	0	0	0	0	1	.000
Nolasco, R	.000	27	2	0	0	0	0	0	0	0	0	0	0	2	0	0	0	.000
MINNESOTA	.254	162	5567	715	1412	316	27	128	675	25	44	53	544	1329	99	36	97	.324
OPPONENTS	.280	162	5665	777	1588	319	38	147	749	30	63	45	408	1031	100	22	96	.330
DH	.261	162	589	78	154	28	2	24	101	0	5	8	52	162	4	0	0	.327

PITCHER	W	L	ERA	G	GS	CG	SH	SV	IP	H	R	ER	HR	HB	BB	SO	WP	BK	AVG
Achter, A	1	0	3.27	7	0	0	0	0	11.0	14	7	4	2	0	3	5	0	0	.304
Burton, J	3	5	4.36	68	0	0	0	3	64.0	58	34	31	6	3	25	46	1	0	.241
Darnell, L	0	2	7.13	7	4	0	0	0	24.0	31	20	19	5	1	8	22	0	0	.307
Duensing, B	3	3	3.31	62	0	0	0	0	54.1	52	20	20	6	1	20	33	2	0	.254
Fien, C	5	6	3.98	73	0	0	0	1	63.1	64	29	28	7	0	10	51	2	0	.262
Gibson, K	13	12	4.47	31	31	0	0	0	179.1	178	91	89	12	2	57	107	11	0	.258
Hughes, P	16	10	3.52	32	32	1	0	0	209.2	221	88	82	16	5	16	186	1	0	.268
May, T	3	6	7.88	10	9	0	0	0	45.2	59	41	40	7	2	22	44	3	0	.314
Milone, T	6	4	4.19	22	21	0	0	0	118.0	128	63	55	16	5	37	75	0	0	.270
MIN	0	1	7.06	6	5	0	0	0	21.2	37	21	17	4	1	11	14	0	0	.363
Nolasco, R	6	12	5.38	27	27	1	0	0	159.0	203	96	95	22	5	38	115	5	0	.316
Oliveros, L	0	1	7.11	7	0	0	0	0	6.1	6	5	5	2	0	3	5	2	0	.261
Pelfrey, M	0	3	7.99	5	5	0	0	0	23.2	29	23	21	5	2	18	10	1	0	.305
Perkins, G	4	3	3.65	63	0	0	0	34	61.2	62	29	25	7	2	11	66	3	0	.258
Pressly, R	2	0	2.86	25	0	0	0	0	28.1	30	10	9	3	1	8	14	1	0	.278
Swarzak, A	3	2	4.60	50	4	0	0	0	86.0	100	48	44	5	0	28	47	0	2	.288
Thielbar, C	2	1	3.40	54	0	0	0	0	47.2	51	19	18	3	1	16	35	0	0	.280
Thompson, A	0	0	2.45	7	0	0	0	0	7.1	8	2	2	0	0	2	6	0	0	.286
Tonkin, M	0	0	4.74	25	0	0	0	0	19.0	23	13	10	2	2	6	16	1	0	.307
MINNESOTA	70	92	4.57	162	162	2	7	38	1435.0	1588	777	728	147	45	408	1031	50	6	.280
OPPONENTS	92	70	4.05	162	162	2	12	46	1447.1	1412	715	652	128	53	544	1329	68	5	.254

# TWINS FINAL STATISTICS — 2014

## Fielding

PLAYER	PDS	PCT	G	GS	PO	A	E	TC	DP	TP	PB
Achter, A.....	P.....	1.000	7	0	0	1	0	1	0	0	0
Arcia, O.....	OF.....	.975	100	97	191	8	5	204	0	0	0
Bartlett, J.....	OF.....	0.000	2	0	0	0	0	0	0	0	0
Bernier, D.....	SS.....	1.000	3	1	1	4	0	5	0	0	0
.....	2B.....	1.000	2	1	2	3	0	5	1	0	0
Burton, J.....	P.....	1.000	68	0	4	6	0	10	0	0	0
Colabello, C.....	OF.....	.960	19	17	22	2	1	25	1	0	0
.....	1B.....	.989	23	22	162	18	2	182	18	0	0
Correia, K.....	P.....	.852	23	23	8	15	4	27	1	0	0
Darnell, L.....	P.....	.750	7	4	1	2	1	4	0	0	0
Deduno, S.....	P.....	.889	30	8	12	12	3	27	2	0	0
Dozier, B.....	2B.....	.980	156	155	261	475	15	751	98	0	0
.....	P.....	1.000	62	0	1	8	0	9	1	0	0
Duensing, B.....	OF.....	1.000	3	2	5	2	0	7	0	0	0
.....	SS.....	.986	98	86	130	224	5	359	49	0	0
.....	3B.....	.944	25	23	13	38	3	54	7	0	0
.....	2B.....	.966	9	6	12	16	1	29	5	0	0
Fien, C.....	P.....	1.000	73	0	6	9	0	15	1	0	0
Florimon, P.....	SS.....	.982	31	26	28	84	2	114	18	0	0
Fryer, E.....	C.....	.994	24	22	152	6	1	159	1	0	1
Fuld, S.....	OF.....	.987	53	49	153	3	2	158	1	0	0
Gibson, K.....	P.....	1.000	31	31	30	27	0	57	3	0	0
Guerrier, M.....	P.....	1.000	27	0	3	3	0	6	0	0	0
Herrmann, C.....	C.....	1.000	1	0	1	0	0	1	0	0	0
.....	OF.....	.970	24	15	32	0	1	33	0	0	0
Hicks, A.....	OF.....	.989	65	59	173	4	2	179	2	0	0
Hughes, P.....	P.....	.947	32	32	10	8	1	19	2	0	0
Johnson, K.....	P.....	1.000	3	3	0	4	0	4	0	0	0
Kubel, J.....	OF.....	1.000	40	39	76	0	0	76	0	0	0
Mastroianni, D.....	OF.....	1.000	19	8	22	2	0	24	0	0	0
.....	OF.....	1.000	7	2	5	1	0	6	0	0	0
Mauer, J.....	1B.....	.997	100	99	830	82	3	915	85	0	0
May, T.....	P.....	1.000	10	9	1	1	0	2	0	0	0
Milone, T.....	P.....	.889	6	5	2	6	1	9	0	0	0
Morales, K.....	1B.....	1.000	13	12	102	5	0	107	8	0	0
Nolasco, R.....	P.....	1.000	27	27	8	13	0	21	0	0	0
Nunez, E.....	OF.....	.938	18	11	28	2	2	32	1	0	0
.....	SS.....	.970	20	17	19	46	2	67	7	0	0
.....	3B.....	.909	20	12	15	15	3	33	0	0	0
.....	2B.....	1.000	2	0	1	0	0	1	0	0	0
Oliveros, L.....	P.....	.000	7	0	0	0	0	0	0	0	0
Parmelee, C.....	OF.....	.991	54	43	102	4	1	107	3	0	0
.....	1B.....	.995	33	16	167	18	1	186	15	0	0
Pelfrey, M.....	P.....	1.000	5	5	0	3	0	3	0	0	0
Perkins, G.....	P.....	1.000	63	0	2	8	0	10	0	0	0
Pino, Y.....	P.....	1.000	11	11	6	6	0	12	0	0	0
Pinto, J.....	C.....	.973	25	25	173	8	5	186	0	0	4
Plouffe, T.....	3B.....	.960	127	127	109	226	14	349	25	0	0
Polanco, J.....	SS.....	1.000	4	1	3	6	0	9	3	0	0
Pressly, R.....	P.....	1.000	25	0	1	5	0	6	0	0	0
Santana, D.....	OF.....	.977	69	62	167	5	4	176	0	0	0
.....	SS.....	.983	34	31	52	66	2	120	15	0	0
Schafer, J.....	OF.....	.977	41	38	83	2	2	87	0	0	0
Suzuki, K.....	C.....	.995	119	115	737	39	4	780	1	0	3
.....	P.....	1.000	50	4	8	7	0	15	0	0	0
Swarzak, A.....	P.....	.900	54	0	2	7	1	10	0	0	0
Thielbar, C.....	P.....	1.000	7	0	1	0	0	1	0	0	0
Thompson, A.....	P.....	1.000	25	0	1	4	0	5	0	0	0
Tonkin, M.....	P.....	1.000	25	0	1	4	0	5	0	0	0
Vargas, K.....	1B.....	.970	13	13	88	9	3	100	3	0	0
Willingham, J.....	OF.....	1.000	53	52	103	3	0	106	2	0	0
TOTALS		.984	162	162	4305	1579	97	5981	136	0	8

# TWINS 2014 DAY-BY-DAY

Date	Opp.	Score	W/L	Rcd.	Pos.	GA/GB	Daily Attendance	Total Hm Att.	Date	Winner/Loser/Save
<b>MARCH/APRIL (12-12)</b>		<b>Batting: .251 (211-for-832)</b>				<b>Pitching: 12-12-6, 5.04 (217.2 IP, 122 ER)</b>				
31-----	at CWS	3-5	L	0-1	4	-1.0	37,422			Sale/Nolasco/Lindstrom
1-----	OFF DAY				5	-1.0				
2-----	at CWS^	6-7	L	0-2	4	-2.0	10,625			Belisario/Deduno
3-----	at CWS	10-9	W	1-2	4	-1.5	11,056			Thielbar/Lindstrom/Perkins
4-----	at CLE	2-7	L	1-3	5	-2.5	41,274			Outman/Pelfrey
5-----	at CLE	7-3	W	2-3	T4	-2.5	14,153			Gibson/Carrasco
6-----	at CLE	10-7	W	3-3	2	-1.5	13,104			Swarzak/Wood/Perkins
7-----	OAK	3-8	L	3-4	T4	-2.0	35,837	35,837	1	Kazmir/Correia
8-----	OFF DAY				T4					
9-----	OAK^	4-7	L	3-5	5	-2.5	22,973	58,810	2	Otero/Burton
10-----	OAK	1-6	L	3-6	5	-3.0	20,650	79,460	3	Straily/Pelfrey
11-----	KC	10-1	W	4-6	5	-2.0	24,338	103,920	4	Gibson/Chen
12-----	KC	7-1	W	5-6	4	-2.0	23,963	127,761	5	Nolasco/Shields
13-----	KC	4-3	W	6-6	3	-1.0	20,878	148,639	6	Fien/Crow/Perkins
14-----	OFF DAY				3	-1.0				
15-----	TOR	3-9	L	6-7	3	-1.5	21,818	170,457	7	Loup/Hughes
16-----	TOR				T4	-1.0	-- Postponed, Rain/Snow - Scheduled makeup as split DH 4/17 --			
17-----	TOR	7-0	W	7-7	2	-0.5	20,507	190,964	8	Gibson/Dickey
-----	TOR#	9-5	W	8-7	2	-0.5	20,698	211,662	9	Fien/Santos
18-----	at KC	0-5	L	8-8	3	-0.5	21,192			Vargas/Nolasco
19-----	at KC	4-5	L	8-9	3	-1.5	24,291			Chen/Correia/Holland
20-----	at KC	8-3	W	9-9	3	-1.5	17,710			Hughes/Ventura
21-----	OFF DAY				T2	-1.0				
22-----	at TB	3-7	L	9-10	T3	-2.0	11,785			Price/Gibson
23-----	at TB^	6-4	W	10-10	T2	-1.0	11,993			Fien/Lueke/Perkins
24-----	at TB	9-7	W	11-10	2	-1.0	13,157			Nolasco/Bedard/Perkins
25-----	DET	6-10	L	11-11	T2	-2.0	27,558	239,220	10	Porcello/Correia
26-----	DET	5-3	W	12-11	2	-1.0	28,122	267,342	11	Hughes/Ortega/Perkins
27-----	DET				2	-1.0	--Postponed, Inclement Weather - Scheduled makeup 8/23 --			
28-----	OFF DAY				T2	-1.0				
29-----	LAD				T2	-1.5	--Postponed, Inclement Weather - Scheduled makeup as split DH 5/1 --			
30-----	LAD	4-6	L	12-12	3	-2.5	24,588	291,930	12	Greinke/Gibson/Jansen
<b>MAY (13-16)</b>		<b>Batting: .230 (226-for-984)</b>				<b>Pitching: 13-16-8, 3.97 (258.2 IP, 114 ER)</b>				
1-----	LAD	4-9	L	12-13	4	-3.5	23,306	315,236	13	Haren/Pelfrey/Perez
-----	LAD##^	3-4	L	12-14	4	-3.5	24,053	339,289	14	Wright/Duensing/Jansen
2-----	BAL	0-3	L	12-15	4	-4.5	24,165	363,454	15	Jimenez/Nolasco/Hunter
3-----	BAL	6-1	W	13-15	3	-4.5	25,318	388,772	16	Correia/Chen
4-----	BAL	5-2	W	14-15	2	-4.5	25,559	414,331	17	Hughes/Gonzalez/Perkins
5-----	at CLE^	1-0	W	15-15	2	-4.5	9,037			Thielbar/Axford/Perkins
6-----	at CLE	4-2	L	15-16	3	-5.5	9,621			Tomlin/Deduno/Shaw
7-----	at CLE	3-4	L	15-17	4	-6.5	10,742			Axford/Fien
8-----	at CLE	4-9	L	15-18	T4	-6.5	13,095			Masterson/Correia
9-----	at DET	2-1	W	16-18	T4	-5.5	35,814			Hughes/Verlander/Perkins
10-----	at DET	3-9	L	16-19	T4	-6.5	42,312			Scherzer/Gibson
11-----	at DET	4-3	W	17-19	T4	-5.5	40,468			Burton/Chamberlain/Perkins
12-----	OFF DAY				T3	-6.0				
13-----	BOS	8-6	W	18-19	3	-6.0	23,949	438,280	18	Perkins/Miller
14-----	BOS	4-9	L	18-20	5	-7.0	26,802	465,082	19	Doubront/Correia
15-----	BOS^	4-3	W	19-20	3	-6.5	29,628	494,710	20	Duensing/Miller
16-----	SEA	5-4	W	20-20	2	-6.5	27,275	521,985	21	Gibson/Young/Perkins
17-----	SEA	4-3	W	21-20	2	-6.5	29,717	551,702	22	Deduno/Elias/Perkins
18-----	SEA	2-6	L	21-21	2	-6.5	32,511	584,213	23	Hernandez/Nolasco
19-----	OFF DAY				T2	-7.0				
20-----	at SD	5-3	W	22-21	2	-6.0	19,136			Correia/Kennedy/Perkins
21-----	at SD	2-0	W	23-21	2	-5.0	16,079			Hughes/Ross/Perkins
22-----	OFF DAY				2	-4.5				
23-----	at SF	2-6	L	23-22	2	-5.5	41,514			Lincecum/Gibson/Machi
24-----	at SF	1-2	L	23-23	T2	-5.5	41,724			Vogelsong/Deduno/Romo
25-----	at SF	1-8	L	23-24	T2	-5.5	42,590			Bumgarner/Nolasco
26-----	TEX	2-7	L	23-25	T3	-5.5	30,571	614,784	24	Tepesch/Correia
27-----	TEX	4-3	W	24-25	T3	-5.5	22,702	637,486	25	Perkins/Soria
28-----	TEX	0-1	L	24-26	3	-5.5	26,472	663,958	26	Tolleson/Burton/Soria
29-----	TEX	4-5	L	24-27	T3	-6.5	28,170	692,128	27	Ogando/Fien/Soria
30-----	at NYY	6-1	W	25-27	T3	-6.5	42,245			Nolasco/Nuno
31-----	at NYY	1-3	L	25-28	T3	-6.5	44,346			Tanaka/Duensing/Robertson

# TWINS 2014 DAY-BY-DAY

Date	Opp.	Score	W/L	Rcd.	Pos.	GA/GB	Daily Attendance	Total Hm Att.	Date	Winner/Loser/Save
JUNE (12-16)						Batting: .246 (233-for-947)		Pitching: 12-16-8, 4.20 (242.1 IP, 113 ER)		
1-----	at NYY	7-2	W	26-28	3	-5.5	42,449			Hughes/Robertson
2-----	at MIL	2-6	L	26-29	T4	-6.0	28,708			Garza/Gibson
3-----	at MIL	6-4	W	27-29	T4	-5.0	25,634			Deduno/Gallardo/Perkins
4-----	MIL	6-4	W	28-29	4	-4.0	31,144	723,272	28	Nolasco/Wooten/Perkins
5-----	MIL	5-8	L	28-30	T4	-4.0	35,110	758,382	29	Peralta/Correia/Rodriguez
6-----	HOU	4-5	L	28-31	T4	-5.0	29,448	787,830	30	Keuchel/Hughes/Qualls
7-----	HOU	8-0	W	29-31	T4	-5.0	27,732	815,562	31	Gibson/Feldman
8-----	HOU	5-14	L	29-32	5	-5.0	31,576	847,138	32	Downs/Deduno
9-----	at TOR	4-5	L	29-33	5	-5.0	19,428			Janssen/Guerrier
10-----	at TOR	4-0	W	30-33	5	-4.5	20,681			Correia/Happ
11-----	at TOR	7-2	W	31-33	5	-3.5	45,080			Hughes/Stroman/Fien
12-----	OFF DAY				5	-4.0				
13-----	at DET	2-0	W	32-33	3	-3.0	39,811			Gibson/Smyly/Perkins
14-----	at DET	9-12	L	32-34	4	-4.0	41,498			Sanchez/Deduno/Krol
15-----	at DET	3-4	L	32-35	4	-5.0	41,462			Nathan/Fien
16-----	at BOS	0-1	L	32-36	T4	-5.0	35,693			De La Rosa/Correia/Uehara
17-----	at BOS	1-2	L	32-37	5	-5.5	36,835			Lester/Hughes/Mujica
18-----	at BOS^	1-2	L	32-38	5	-6.5	36,489			Uehara/Fien
19-----	CWS	4-2	W	33-38	5	-5.5	31,195	878,333	33	Fien/Petricka/Perkins
20-----	CWS	5-4	W	34-38	T5	-5.0	32,071	910,404	34	Perkins/Webb
21-----	CWS	4-3	W	35-38	4	-5.0	32,647	943,051	35	Correia/Rienzo/Perkins
22-----	CWS	6-5	W	36-38	T3	-5.0	30,491	973,542	36	Hughes/Danks/Burton
23-----	OFF DAY				T3	-5.0				
24-----	at LAA	6-8	L	36-39	T3	-6.0	37,086			Wilson/Gibson/Smith
25-----	at LAA	2-6	L	36-40	4	-7.0	39,082			Richards/Pino
26-----	at LAA	4-6	L	36-41	4	-8.0	32,209			Weaver/Nolasco/Smith
27-----	at TEX	4-5	L	36-42	4	-8.0	38,111			Tepesch/Correia
28-----	at TEX	0-5	L	36-43	5	-9.0	30,620			Darvish/Hughes
29-----	at TEX	3-2	W	37-43	5	-8.0	36,779			Gibson/Soria/Perkins
30-----	KC	1-6	L	37-44	5	-9.0	28,533	1,002,075	37	Duffy/Pino
JULY (11-15)						Batting: .247 (217-for-880)		Pitching: 11-15-6, 4.11 (232.0 IP, 106 ER)		
1-----	KC	10-2	W	38-44	4	-9.0	23,383	1,025,458	38	Nolasco/Shields
2-----	KC	0-4	L	38-45	5	-10.0	28,860	1,054,318	39	Vargas/Correia
3-----	NY Yankees	4-7	L	38-46	5	-11.0	34,714	1,089,032	40	Tanaka/Hughes/Robertson
4-----	NY Yankees	5-6	L	38-47	5	-11.0	36,952	1,125,984	41	Huff/Gibson/Robertson
5-----	NY Yankees^	2-1	W	39-47	5	-10.0	36,514	1,162,498	42	Duensing/Thornton
6-----	NY Yankees	7-9	L	39-48	5	-10.0	31,171	1,193,669	43	Kuroda/Nolasco/Robertson
7-----	at SEA	0-2	L	39-49	5	-10.5	18,562			Iwakuma/Correia/Rodney
8-----	at SEA	2-0	W	40-49	5	-10.5	15,553			Hughes/Young/Perkins
9-----	at SEA	8-1	W	41-49	5	-10.5	16,460			Gibson/Elias
10-----	at SEA	4-2	W	42-49	5	-10.5	14,530			Pino/Wilhelmsen/Perkins
11-----	at COL	2-6	L	42-50	5	-11.5	36,110			De La Rosa/Johnson
12-----	at COL	9-3	W	43-50	5	-11.5	35,930			Correia/Matzek
13-----	at COL	13-5	W	44-50	5	-10.5	35,743			Hughes/Anderson
14-----	ALL STAR BREAK at TARGET FIELD						2014 Gatorade All-Star Workout Day featuring the Gillette Home Run Derby			
15-----	ALL STAR GAME at TARGET FIELD						American League - 5, National League - 3			
16-----	ALL STAR BREAK									
17-----	ALL STAR BREAK									
18-----	TB	2-6	L	44-51	5	-10.5	31,058	1,224,727	44	Cobb/Gibson
19-----	TB	1-5	L	44-52	5	-10.0	36,117	1,260,844	45	Price/Hughes/McGee
20-----	TB	3-5	L	44-53	5	-11.0	26,821	1,287,665	46	Archer/Correia/Yates
21-----	CLE	4-3	W	45-53	5	-11.0	25,109	1,312,774	47	Fien/Shaw/Perkins
22-----	CLE	2-8	L	45-54	5	-11.0	28,291	1,341,065	48	Salazar/Pino
23-----	CLE	3-1	W	46-54	5	-11.0	34,608	1,375,673	49	Swarzak/Bauer/Perkins
24-----	CWS	2-5	L	46-55	5	-12.0	32,952	1,408,625	50	Noesi/Hughes/Petricka
25-----	CWS	5-9	L	46-56	5	-12.0	28,728	1,437,353	51	Danks/Correia
26-----	CWS	0-7	L	46-57	5	-12.0	33,005	1,470,358	52	Sale/Darnell
27-----	CWS	4-3	W	47-57	5	-11.0	27,818	1,498,176	53	Burton/Belisario/Perkins
28-----	OFF DAY				5	-11.0				
29-----	at KC	2-1	W	48-57	5	-10.0	30,686			Gibson/Shields/Perkins
30-----	at KC	2-3	L	48-58	5	-11.0	20,747			Frasor/Hughes/Holland
31-----	at KC	3-6	L	48-59	5	-11.0	24,127			Ventura/Thielbar/Holland

# TWINS 2014 DAY-BY-DAY

Date	Opp.	Score	W/L	Rcd.	Pos.	GA/GB	Daily Attendance	Total Hm Att.	Date	Winner/Loser/Save
<b>AUGUST (11-18)</b>		<b>Batting: .277 (287-for-1035)</b>					<b>Pitching: 11-18-6, 5.51 (253.0 IP, 155 ER)</b>			
1-----	at CWS	8-10	L	48-60	5	-12.0	28,060			Guerra/Fien/Petrica
2-----	at CWS	8-6	W	49-60	5	-12.0	27,446			Pressly/Belisario/Perkins
3-----	at CWS	16-3	W	50-60	5	-12.0	23,471			Gibson/Guerra
4-----	OFF DAY				5	-11.5				
5-----	SD	3-1	W	51-60	5	-11.5	34,495	1,532,671	54	Hughes/Hahn/Perkins
6-----	SD^	4-5	L	51-61	5	-11.5	34,567	1,567,238	55	Quackenbush/Swarzak/Benoit
7-----	at OAK	0-3	L	51-62	5	-11.5	22,108			Lester/Pino
8-----	at OAK	5-6	L	51-63	5	-12.5	20,196			Kazmir/Gibson/Doolittle
9-----	at OAK	4-9	L	51-64	5	-12.5	32,074			Samardzija/May
10-----	at OAK	6-1	W	52-64	5	-11.5	25,598			Hughes/Gregerson
11-----	at HOU	4-2	W	53-64	5	-11.0	15,569			Duensing/Fields/Perkins
12-----	at HOU	4-10	L	53-65	5	-11.0	17,490			McHugh/Pino
13-----	at HOU	3-1	W	54-65	5	-11.0	16,480			Gibson/Oberholzer/Perkins
14-----	OFF DAY				5	-11.5				
15-----	KC	5-6	L	54-66	5	-12.5	32,013	1,599,251	56	Duffy/Nolasco/Holland
16-----	KC	4-1	W	55-66	5	-11.5	35,575	1,634,826	57	Hughes/Ventura/Perkins
17-----	KC	6-12	L	55-67	5	-12.5	31,455	1,666,281	58	Guthrie/Milone
18-----	KC	4-6	L	55-68	5	-13.5	25,559	1,691,840	59	Vargas/May/Holland
19-----	CLE	5-7	L	55-69	5	-14.5	26,358	1,718,198	60	Crockett/Duensing/Allen
20-----	CLE	0-5	L	55-70	5	-14.5	28,943	1,747,141	61	House/Nolasco
21-----	CLE	4-1	W	56-70	5	-14.0	28,033	1,775,174	62	Hughes/Kluber/Perkins
22-----	DET	20-6	W	57-70	5	-14.0	29,394	1,804,568	63	Pressly/Ray
23-----	DET###	12-4	W	58-70	5	-13.5	25,110	1,829,678	64	Pino/Farmer
-----	DET	6-8	L	58-71	5	-14.5	25,578	1,855,256	65	Verlander/May/Nathan
24-----	DET	4-13	L	58-72	5	-14.5	23,983	1,879,239	66	Scherzer/Gibson
25-----	OFF DAY				5	-14.0				
26-----	at KC	1-2	L	58-73	5	-15.0	13,847			Davis/Perkins
27-----	at KC	1-6	L	58-74	5	-16.0	17,668			Davis/Hughes
28-----	at KC^	11-5	W	59-74	5	-15.0	17,219			Swarzak/Chen
29-----	at BAL	1-9	L	59-75	5	-15.0	27,464			Gonzalez/May
30-----	at BAL	2-3	L	59-76	5	-15.0	30,322			Miller/Burton/Britton
31-----	at BAL	8-12	L	59-77	5	-15.0	40,905			Chen/Nolasco/Britton
<b>SEPTEMBER (11-15)</b>		<b>Batting: .267 (237-for-889)</b>					<b>Pitching: 11-15-4, 4.63 (231.1 IP, 119 ER)</b>			
1-----	at BAL	6-4	W	60-77	5	-15.5	33,156			Hughes/Gausman/Perkins
2-----	CWS^	3-6	L	60-78	5	-16.5	23,719	1,902,958	67	Webb/Oliveros/Petrica
3-----	CWS	11-4	W	61-78	5	-16.5	21,778	1,924,736	68	May/Danks
4-----	LAA	4-5	L	61-79	5	-17.0	21,914	1,946,650	69	Smith/Perkins/Street
5-----	LAA^	6-7	L	61-80	5	-18.0	23,477	1,970,127	70	Street/Burton/Jepsen
6-----	LAA	5-8	L	61-81	5	-18.0	28,924	1,999,051	71	Smith/Burton/Street
7-----	LAA	4-14	L	61-82	5	-19.0	25,419	2,024,470	72	Wilson/Darnell
8-----	OFF DAY				5	-18.5				
9-----	at CLE	4-3	W	62-82	5	-17.5	9,489			May/Bauer/Burton
10-----	at CLE				5	-18.0	--Postponed, Inclement Weather	--		Scheduled makeup as DH 9/11--
11-----	at CLE	2-8	L	62-83	5	-18.5	--			Kluber/Gibson
-----	at CLE####	0-2	L	62-84	5	-18.5	12,637			House/Nolasco/Allen
12-----	at CWS				5	-18.5	--Postponed, Inclement Weather	--		Scheduled makeup as DH 9/13--
13-----	at CWS	1-5	L	62-85	5	-19.0	--			Quintana/Hughes
-----	at CWS####	6-7	L	62-86	5	-20.0	20,106			Petrica/Perkins
14-----	at CWS	6-4	W	63-86	5	-20.0	17,044			May/Noesi/Perkins
15-----	DET	6-8	L	63-87	5	-21.0	19,700	2,044,170	73	Ryan/Fien/Soria
16-----	DET	4-3	W	64-87	5	-20.0	22,066	2,066,236	74	Perkins/Nathan
17-----	DET	8-4	W	65-87	5	-19.0	22,285	2,088,521	75	Gibson/Price
18-----	OFF DAY				5	-19.0				
19-----	CLE^	5-4	W	66-87	5	-19.0	28,400	2,116,921	76	Burton/Crockett
20-----	CLE	3-7	L	66-88	5	-20.0	28,316	2,145,237	77	House/May/Rzepczynski
21-----	CLE	2-7	L	66-89	5	-20.0	24,451	2,169,688	78	Kluber/Swarzak
22-----	ARI	2-6	L	66-90	5	-20.0	22,571	2,192,259	79	Colimenter/Nolasco
23-----	ARI	6-3	W	67-90	5	-20.0	28,902	2,221,161	80	Gibson/Chafin
24-----	ARI	2-1	W	68-90	5	-20.0	29,445	2,250,606	81	Hughes/Nuno/Burton
25-----	at DET	2-4	L	68-91	5	-21.0	33,077			Scherzer/May/Nathan
26-----	at DET	11-4	W	69-91	5	-20.0	35,178			Achter/Porcello
27-----	at DET	12-3	W	70-91	5	-19.0	38,805			Nolasco/Lobstein
28-----	at DET	0-3	L	70-91	5	-20.0	40,501			Price/Gibson/Nathan

# - Denotes makeup game from rainout on 4/28; ## - Denotes Makeup game from rainout on 8/31; ### - Denotes makup game from rainout on 9/21

^ - Extra innings (6-7)

# TWINS 2014 HOME RUNS

## HOME RUNS BY POSITION

C	1B	2B	3B	SS	LF	CF	RF	DH	PH	TOTAL
6	8	24	15	6	9	9	27	24	0	128

### OSWALDO ARCIA (20)

No.	Date	Opp.	Runs	Pitcher
1	5/27	TEX	1	Baker
2	5/30	at NYY	1	Nuno
3	6/04	MIL	3	Estrada
4	6/05	MIL	4	Peralta
5	6/25	at LAA	1	Richards
6	7/23	CLE	1	Bauer
7	7/25	CWS	1	Danks
8	8/03	at CWS	1	Rienzo
9	8/12	at HOU	1	McHugh
10	8/12	at HOU	2	Foltynewicz
11	8/17	KC	2	Frasor
12	8/18	KC	1	Vargas
13	8/19	CLE	3	Bauer
14	8/22	DET	2	Romine
15	9/05	LAA	1	Shoemaker
16	9/09	at CLE	2	Bauer
17	9/13(2)	at CWS	3	Carroll
18	9/15	DET	1	Scherzer
19	9/19	CLE	1	Bauer
20	9/26	at DET	2	Porcello

### CHRIS COLABELLO (6)

No.	Date	Opp.	Runs	Pitcher
1	4/04	at CLE	1	Salazar
2	4/22	at TB	2	Price
3	4/23	at TB	2	Odorizzi
4	5/06	at CLE	1	Tomlin
5	7/04	NYN	1	Whitley
6	7/06	NYN	2	Kuroda

### BRIAN DOZIER (23)

No.	Date	Opp.	Runs	Pitcher
1	4/05	at CLE	1	Carrasco
2	4/09	OAK	1	Doolittle
3	4/10	OAK	1	Straily
4	4/12	KC	1	Shields
5	4/17(2)	TOR	1	McGowan
6	4/22	at TB	1	Price
7	4/25	DET	1	Porcello
8	5/03	BAL	1	Chen
9	5/10	at DET	3	Scherzer
10	5/16	SEA	1	Young
11	5/17	SEA	3	Elias
12	6/03	at MIL	2	Gallardo
13	6/09	at TOR	1	Dickey
14	6/10	at TOR	2	Happ
15	6/14	at DET	2	Krol
16	7/04	NYN	1	Whitley
17	7/13	at COL	1	Ottavino
18	7/13	at COL	3	Brown
19	7/22	CLE	1	Atchison
20	8/10	at OAK	1	Hammel
21	9/20	CLE	1	Hagadone
22	9/26	at DET	1	Porcello
23	9/27	at DET	1	Ray

### EDUARDO ESCOBAR (6)

No.	Date	Opp.	Runs	Pitcher
1	5/05	at CLE	1	Axford
2	6/13	at DET	1	Smyly
3	7/12	at COL	1	Matzek
4	8/22	DET	2	Ray
5	9/06	LAA	2	Rasmus
6	9/27	at DET	3	Ray

### ERIC FRYER (1)

No.	Date	Opp.	Runs	Pitcher
1	8/03	at CWS	1	Rienzo

### SAM FULD (1)

No.	Date	Opp.	Runs	Pitcher
1	7/08	at SEA	1	Young

### AARON HICKS (1)

No.	Date	Opp.	Runs	Pitcher
1	4/24	at TB	3	Bell

### JASON KUBEL (1)

No.	Date	Opp.	Runs	Pitcher
1	4/09	OAK	1	Chavez

### JOE MAUER (4)

No.	Date	Opp.	Runs	Pitcher
1	4/12	KC	3	Shields
2	5/03	BAL	3	Brach
3	8/13	at HOU	1	Oberholtzer
4	8/17	KC	1	Guthrie

### KENDRYS MORALES (1)

No.	Date	Opp.	Runs	Pitcher
1	6/24	at LAA	1	Wilson

### EDUARDO NUNEZ (4)

No.	Date	Opp.	Runs	Pitcher
1	5/13	BOS	2	Peavy
2	6/08	HOU	1	McHugh
3	7/01	KC	1	Mariot
4	9/04	LAA	3	Santiago

### CHRIS PARMLEE (7)

No.	Date	Opp.	Runs	Pitcher
1	5/13	BOS	2	Miller
2	5/15	BOS	2	Buchholz
3	5/20	at SD	1	Kennedy
4	6/18	at BOS	1	Uehara
5	8/01	at CWS	1	Surkamp
6	8/03	at CWS	1	Rienzo
7	9/06	LAA	1	Roth

### JOSMIL PINTO (7)

No.	Date	Opp.	Runs	Pitcher
1	4/03	at CWS	1	Belisario
2	4/11	KC	1	Chen
3	4/13	KC	2	Vargas
4	4/20	at KC	1	Coleman
5	4/26	DET	1	Alburquerque
6	5/16	SEA	1	Young
7	5/24	at SF	1	Romo

### TREVOR PLOUFFE (14)

No.	Date	Opp.	Runs	Pitcher
1	4/15	TOR	1	Santos
2	5/14	BOS	2	Mujica
3	5/21	at SD	1	Thayer
4	5/26	TEX	1	Tepesch
5	5/30	at NYY	2	Nuno
6	7/06	NYN	1	Miller
7	7/18	TB	2	Cobb
8	8/06	SD	2	Despaigne
9	8/18	KC	3	Crow
10	8/22	DET	1	Romine
11	8/29	at BAL	1	Gonzalez
12	8/31	at BAL	2	Chen
13	9/13	at CWS	1	Webb
14	9/14	at CWS	1	Noesi

### DANNY SANTANA (7)

No.	Date	Opp.	Runs	Pitcher
1	6/06	HOU	2	Sipp
2	6/09	at TOR	1	Dickey
3	7/24	CWS	2	Noesi
4	7/31	at KC	1	Ventura
5	8/02	at CWS	1	Webb
6	8/22	DET	2	Ray
7	8/31	at BAL	2	Brach

### JORDAN SCHAFFER (1)

No.	Date	Opp.	Runs	Pitcher
1	9/14	at CWS	2	Noesi

### KURT SUZUKI (3)

No.	Date	Opp.	Runs	Pitcher
1	4/19	at KC	1	Chen
2	5/20	at SD	1	Vincent
3	8/16	KC	1	Crow

### KENNY VARGAS (9)

No.	Date	Opp.	Runs	Pitcher
1	8/05	SD	3	Hahn
2	8/12	at HOU	1	Foltynewicz
3	8/17	KC	2	Guthrie
4	8/21	CLE	1	Kluber
5	9/02	CWS	2	Noesi
6	9/03	CWS	2	Strom
7	9/07	LAA	1	Pestano
8	9/16	DET	1	Porcello
9	9/19	CLE	1	Bauer

### JOSH WILLINGHAM (12)

No.	Date	Opp.	Runs	Pitcher
1	5/29	TEX	2	Martinez
2	5/30	at NYY	1	Nuno
3	6/01	at NYY	1	Robertson
4	6/03	at MIL	3	Gallardo
5	6/11	at TOR	2	Stroman
6	6/19	CWS	1	Quintana
7	6/24	at LAA	1	Wilson
8	7/05	NYN	1	Phelps
9	7/21	CLE	1	Shaw
10	7/25	CWS	1	Thompson
11	7/30	at KC	1	Duffy
12	8/10	at OAK	2	Gregerson

# TWINS 2014 REGULAR SEASON TRANSACTIONS

DATE	NO	PLAYER	POS	TRANSACTION
01-29-14	54	Guerrier, Matt.....	RHP	Signed to a minor league contract.
01-30-14	63	Albers, Andrew.....	LHP	Outright Released (player wishes to pitch in Korea).
02-12-14	20	Raley, Brooks.....	LHP	Claimed off waivers from Chicago-NL.
03-09-14	38	Darnell, Logan.....	LHP	Optioned to Triple-A Rochester.
	60	Ibarra, Edgar.....	LHP	Optioned to Triple-A Rochester.
	65	May, Trevor.....	RHP	Optioned to Triple-A Rochester.
	20	Raley, Brooks.....	LHP	Optioned to Triple-A Rochester.
	68	Vargas, Kennys.....	1B	Optioned to Double-A New Britain.
	67	Kepler, Max.....	OF	Optioned to Single-A Ft. Myers.
	78	Polanco, Jorge.....	IF	Optioned to Single-A Ft. Myers.
	66	Meyer, Alex.....	RHP	Reassigned to minor league camp.
	48	Oliveros, Lester.....	RHP	Reassigned to minor league camp.
	63	Pino, Yohan.....	RHP	Reassigned to minor league camp.
	73	Knudson, Kyle.....	C	Reassigned to minor league camp.
	82	Koch, Matt.....	C	Reassigned to minor league camp.
	85	Turner, Stuart.....	C	Reassigned to minor league camp.
	72	Sano, Miguel.....	IF	Reassigned to minor league camp.
	70	Buxton, Byron.....	OF	Reassigned to minor league camp.
	62	Rahl, Chris.....	OF	Reassigned to minor league camp.
03-16-14	53	Johnson, Kris.....	LHP	Optioned to Triple-A Rochester.
	26	Fryer, Eric.....	C	Optioned to Triple-A Rochester.
	39	Santana, Danny.....	IF	Optioned to Triple-A Rochester.
	83	Gilmartin, Sean.....	LHP	Reassigned to minor league camp.
	19	Mastroianni, Darin.....	OF	Reassigned to minor league camp.
	80	Mitchell, Jermaine.....	OF	Reassigned to minor league camp.
	77	Beresford, James.....	IF	Reassigned to minor league camp.
	71	Waring, Brandon.....	IF	Reassigned to minor league camp.
03-21-14	49	Worley, Vance.....	RHP	Outrighted to Triple-A Rochester.
03-24-14	57	Pressly, Ryan.....	RHP	Optioned to Triple-A Rochester.
	59	Tonkin, Michael.....	RHP	Optioned to Triple-A Rochester.
	12	Herrmann, Chris.....	C	Optioned to Triple-A Rochester.
	81	Hoffman, Matt.....	LHP	Reassigned to minor league camp.
	64	Thompson, Aaron.....	LHP	Reassigned to minor league camp.
	76	Guerra, Deolis.....	RHP	Reassigned to minor league camp.
	22	Ramirez, Wilkin.....	OF	Reassigned to minor league camp.
	17	Bernier, Doug.....	IF	Reassigned to minor league camp.
	79	Romero, Deibinson.....	IF	Reassigned to minor league camp.
	54	Guerrier, Matt.....	RHP	Granted unconditional release.
03-25-14	49	Worley, Vance.....	RHP	Traded to Pittsburgh.
03-27-14	58	Diamond, Scott.....	LHP	Outrighted to Triple-A Rochester.
	27	Parmelee, Chris.....	OF	Outrighted to Triple-A Rochester.
	1	Presley, Alex.....	OF	Claimed off waivers by Houston.
03-31-14	52	Duensing, Brian.....	LHP	Placed on Paternity List.
	59	Tonkin, Michael.....	RHP	Recalled from Triple-A Rochester.
04-03-14	59	Tonkin, Michael.....	RHP	Optioned to Triple-A Rochester.
	52	Duensing, Brian.....	LHP	Reinstated from Paternity List.
04-07-14	11	Bartlett, Jason.....	IF/OF	Placed on 15-day DL (left ankle sprain).
	12	Herrmann, Chris.....	C/OF	Recalled from Triple-A Rochester.
	9	Nunez, Eduardo.....	IF	Acquired by New York-AL, in exchange for LHP Miguel Sulbaran
04-09-14	31	Arcia, Oswaldo.....	OF	Placed on 15-day DL (right wrist strain, retro 4/5).
04-10-14	19	Mastroianni, Darin.....	OF	Contract selected from Triple-A Rochester.
04-12-14	16	Willingham, Josh.....	OF	Placed on 15-day DL (left wrist contusion, retro 4/7).
	59	Tonkin, Michael.....	RHP	Recalled from Triple-A Rochester.
04-17-14	9	Nunez, Eduardo.....	IF	Recalled from Triple-A Rochester (26th man).
	9	Nunez, Eduardo.....	IF	Optioned to Triple-A Rochester (26th man).
04-20-14	1	Fuld, Sam.....	OF	Claimed off waivers from Oakland.
	19	Mastroianni, Darin.....	OF	Designate for release or assignment.
04-21-14	11	Bartlett, Jason.....	IF	Retired.
04-22-14	19	Mastroianni, Darin.....	OF	Claimed off waivers by Toronto.
04-24-14		Wilson, Kenny.....	OF	Claimed off waivers from Toronto, optioned to Double-A New Britain.
05-01-14	53	Johnson, Kris.....	LHP	Recalled from Triple-A Rochester (26th man).
	53	Johnson, Kris.....	LHP	Optioned to Triple-A Rochester (26th man).
05-02-14	32	Hicks, Aaron.....	OF	Placed on 7-day DL (Concussion-like Symptoms).

# TWINS 2014 REGULAR SEASON TRANSACTIONS

DATE	NO	PLAYER	POS	TRANSACTION
	38	Darnell, Logan .....	LHP	Recalled from Triple-A Rochester.
05-03-14	37	Pelfrey, Mike .....	RHP	Placed on 15-day DL (Left Groin Strain, retro 5/2).
	39	Santana, Danny .....	IF	Recalled from Triple-A Rochester.
05-07-14	38	Darnell, Logan .....	LHP	Optioned to Triple-A Rochester.
	54	Guerrier, Matt .....	RHP	Contract purchased.
05-08-14	20	Raley, Brooks .....	LHP	Designated for release or assignment.
				Claimed off waivers by Los Angeles-AL.
	1	Fuld, Sam .....	OF	Placed on 7-day DL (Concussion-like Symptoms).
	9	Nunez, Eduardo .....	IF	Recalled from Triple-A Rochester.
	25	Florimon, Pedro .....	IF	Optioned to Triple-A Rochester.
	12	Herrmann, Chris .....	C/OF	Optioned to Triple-A Rochester.
05-09-14	32	Hicks, Aaron .....	OF	Reinstated from 7-day DL.
	27	Parmelee, Chris .....	OF/1B	Contract selected from Triple-A Rochester.
		Wilson, Kenny .....	OF	Designated for release or assignment.
05-14-14	31	Arcia, Oswaldo .....	OF	Returned from rehab assignment, reinstated from 15-day DL and optioned to Triple-A Rochester.
				Optioned to Triple-A Rochester.
05-18-14	59	Tonkin, Michael .....	RHP	Recalled from Triple-A Rochester.
05-20-14	12	Herrmann, Chris .....	C/OF	Recalled from Triple-A Rochester.
05-22-14	1	Fuld, Sam .....	OF	Transferred from 7-day DL to 15-day DL.
05-25-14	20	Colabello, Chris .....	OF/1B	Optioned to Triple-A Rochester.
	12	Herrmann, Chris .....	C/OF	Optioned to Triple-A Rochester.
05-26-14	16	Willingham, Josh .....	OF	Returned from rehab assignment, reinstated from 15-day DL.
	31	Arcia, Oswaldo .....	OF	Recalled from Triple-A Rochester.
06-08-14	13	Kubel, Jason .....	OF	Designate for release or assignment.
	17	Morales, Kendrys .....	1B/DH	Signed as a free agent.
06-11-14	43	Pinto, Josmil .....	C	Optioned to Triple-A Rochester.
06-13-14	32	Hicks, Aaron .....	OF	Placed on 15-day DL (Right Shoulder Strain, retro 6/10).
	1	Fuld, Sam .....	OF	Returned from rehab assignment, reinstated from 15-day DL.
	26	Fryer, Eric .....	C	Recalled from Triple-A Rochester.
06-15-14	24	Plouffe, Trevor .....	IF	Placed on 15-day DL (inflammation between 9th rib & costal cartilage on left side).
	25	Florimon, Pedro .....	IF	Recalled from Triple-A Rochester.
06-19-14	37	Pelfrey, Mike .....	RHP	Transferred from 15-day DL to 60-day DL.
	9	Nunez, Eduardo .....	IF	Placed on 15-day DL (right hamstring strain, retro 6/15).
	63	Pino, Yohan .....	RHP	Contract selected from Triple-A Rochester.
06-25-14	32	Hicks, Aaron .....	OF	Reinstated from DL and optioned to Double-A New Britain.
06-26-14	63	Pino, Yohan .....	RHP	Optioned to Triple-A Rochester.
	11	Polanco, Jorge .....	IF	Recalled from Triple-A Rochester.
06-27-14	39	Santana, Danny .....	IF	Placed on 15-day DL (deep bone bruise in left knee).
	63	Pino, Yohan .....	RHP	Recalled from Triple-A Rochester.
06-30-14	11	Polanco, Jorge .....	IF	Optioned to Single-A Ft. Myers.
	25	Florimon, Pedro .....	IF	Optioned to Triple-A Rochester.
	24	Plouffe, Trevor .....	IF	Reinstated from 15-day DL.
	9	Nunez, Eduardo .....	IF	Returned from rehab assignment, reinstated from 15-day DL.
07-02-14	7	Mauer, Joe .....	1B	Placed on 15-day DL (right oblique strain).
	20	Colabello, Chris .....	OF/1B	Recalled from Triple-A Rochester.
07-08-14	47	Nolasco, Ricky .....	RHP	Placed on 15-day DL (right elbow strain, retro 7/7).
	12	Herrmann, Chris .....	C/OF	Recalled from Triple-A Rochester.
07-10-14	53	Johnson, Kris .....	LHP	Recalled from Triple-A Rochester.
	63	Pino, Yohan .....	RHP	Optioned to Triple-A Rochester.
07-18-14	39	Santana, Danny .....	IF	Returned from rehab assignment, reinstated from 15-day DL.
	12	Herrmann, Chris .....	C/OF	Optioned to Triple-A Rochester.
07-21-14	53	Johnson, Kris .....	LHP	Optioned to Triple-A Rochester.
07-22-14	63	Pino, Yohan .....	RHP	Recalled from Triple-A Rochester.
07-23-14	54	Guerrier, Matt .....	RHP	Designate for release or assignment.
07-24-14	57	Pressly, Ryan .....	RHP	Recalled from Triple-A Rochester.
		Pryor, Stephen .....	RHP	Acquired from Seattle, reported to Triple-A Rochester.
	17	Morales, Kendrys .....	1B/DH	Traded to Seattle.
	11	Polanco, Jorge .....	IF	Recalled from Single-A Ft. Myers.
07-25-14	11	Polanco, Jorge .....	IF	Optioned to Double-A New Britain.
07-26-14	38	Darnell, Logan .....	LHP	Recalled from Triple-A Rochester.
07-31-14	49	Milone, Tommy .....	LHP	Acquired from Oakland, reported to Triple-A Rochester.
	1	Fuld, Sam .....	OF	Traded to Oakland.
	19	Vargas, Kennys .....	1B	Recalled from Double-A New Britain.
08-03-14	1	Schafer, Jordan .....	OF	Claimed off waivers from Atlanta.

## TWINS 2014 REGULAR SEASON TRANSACTIONS

DATE	NO	PLAYER	POS	TRANSACTION
08-09-14	38	Darnell, Logan	LHP	Optioned to Triple-A Rochester.
	65	May, Trevor	RHP	Recalled from Triple-A Rochester.
	20	Colabello, Chris	1B/DH	Optioned to Triple-A Rochester.
08-11-14	30	Correia, Kevin	RHP	Traded to Los Angeles-NL in exchange for PTBNL.
	49	Milone, Tommy	LHP	Recalled from Triple-A Rochester.
	7	Mauer, Joe	1B	Returned from rehab assignment, reinstated from 15-day DL.
		Adam, Jason	RHP	Acquired from Kansas City, reported to Double-A New Britain.
08-15-14	16	Willingham, Josh	OF	Traded to Kansas City.
	47	Nolasco, Ricky	RHP	Returned from rehab assignment, reinstated from 15-day DL.
	63	Pino, Yohan	RHP	Optioned to Triple-A Rochester.
08-23-14	63	Pino, Yohan	RHP	Recalled from Triple-A Rochester (26th man).
	63	Pino, Yohan	RHP	Optioned to Triple-A Rochester (26th man).
08-30-14	21	Deduno, Samuel	RHP	Claimed off waivers by Houston.
08-31-14	64	Thompson, Aaron	LHP	Contract selected from Triple-A Rochester.
		Ibarra, Edgar	LHP	Outrighted to Double-A New Britain.
09-02-14	17	Bernier, Doug	IF	Contract selected from Triple-A Rochester.
	32	Hicks, Aaron	OF	Recalled from Triple-A Rochester.
	12	Herrmann, Chris	C/OF	Recalled from Triple-A Rochester.
	43	Pinto, Josmil	C	Recalled from Triple-A Rochester.
	58	Achter, A.J.	RHP	Contract selected from Triple-A Rochester.
	59	Tonkin, Michael	RHP	Recalled from Triple-A Rochester.
	48	Oliveros, Lester	RHP	Contract selected from Triple-A Rochester.
	38	Darnell, Logan	LHP	Recalled from Triple-A Rochester.
	25	Florimon, Pedro	INF	Claimed off waivers by Washington.

## TWINS AT A GLANCE IN 2014

Record:	70-92
Home Record:	35-46
Road Record:	35-46
Record in Series:	19-26-7
Series Openers:	18-35
Series Finales:	28-24
Rubber Games:	14-6
Sweeps/Swept:	3/7
March/April:	12-12
May:	13-16
June:	12-16
July:	11-15
August:	11-18
September:	11-15
vs. American League East:	14-18
vs. American League Central:	37-40
vs. American League West:	11-23
vs. National League:	8-11
Games vs. LH Starter:	24-32
Games vs. RH Starter:	46-60
Twins score first:	48-31
Opp. scores first:	22-61
Come-from-behind wins:	33
Leading after 7/8 inn.:	53-6/59-3

Trailing after 7/8 inn.:	7-76/4-80
Tied after 7/8 inn.:	10-10/7-9
Extra-innings:	6-7
1-run games:	21-24
Twins out-hit opp.:	42-12
Opp. out-hit Twins:	19-74
Twins/Opp. have = hits:	9-6
Twins get Quality Start:	47-19
Twins starter goes 6+ IP:	52-35
Most games over .500:	2, 5/23
Most games under .500:	24, 3x, 9/23
Longest winning-streak:	4, 6/19-22
Longest losing-streak:	5, 2x, 6/24-28
When Twins score 4+:	58-39
When Twins score 3-:	12-53
Team-high hits:	23, 8/3 at CWS
Team-high runs:	20, 8/22 vs. DET
Opp.-high hits:	19, 2x, last 9/7 vs. LAA
Opp.-high runs:	14, 6/8 vs. HOU
Twins get 10+ hits:	35-26
Walk-Off W/L:	7-7
Shutouts W/L:	7/12
Complete Games:	2, last 6/17 Hughes at BOS
Target Field Sellouts ("14/All-Time):	-/152

## TWINS IN DOUBLEHEADERS IN 2014

DATE	OPPONENT	GAME 1 SCORE	GAME 2 SCORE
APRIL 17	TORONTO	WIN 7-0	WIN 9-5
MAY 1	LOS ANGELES-NL	LOSE 4-9	LOSE 3-4
AUGUST 23	DETROIT	WIN 12-4	LOSE 6-8
SEPTEMBER 11	AT CLEVELAND	LOSE 2-8	LOSE 0-2
SEPTEMBER 13	AT CHICAGO-AL	LOSE 1-5	LOSE 6-7

# TWINS 2014 HIGHS AND LOWS

## TEAM BATTING:

Most At-Bats, Game.....	50, 8/3 at CWS
Most Runs, Game.....	20, 8/22 vs. DET
Most Runs, Inning.....	9, 2x, last 6th inning, 8/22 vs. DET
Most Hits, Game.....	23, 8/3 at CWS
Most Hits, Inning.....	9, 8/3 at CWS
Consecutive Hits.....	5, 4x, last 8th inning, 8/3 at CWS
Consecutive Batters Reached Base.....	7, 3x, last 6th inning, 8/22 vs. DET
Fewest Hits, Game.....	3, 4x, last 8/7 at OAK
Most Doubles, Game.....	6, 2x, 8/9 at OAK
Most Triples, Game.....	2, 2x, last 9/3 vs. CWS (Nunez, Escobar)
Most Home Runs, Game.....	4, 8/22 vs. DET (Vargas, Arcia, Santana, Plouffe)
Grand Slams.....	1, 6/5 vs. MIL (Arcia)
Most Total Bases, Game.....	38, 8/22 vs. DET
Most Extra Base Hits, Game.....	9, 8/22 vs. DET
Most RBI, Game.....	18, 8/22 vs. DET
Most Walks.....	12, 4/17 vs. TOR(2)
Most Strikeouts.....	17, 9/13 at CWS (1)
Most Stolen Bases, Game, Twins.....	4, 2x, last 8/6 vs. SD
Most Stolen Bases, Game, Opponent.....	4, 9/24 vs. ARI
Most Caught Stealing, Game.....	2, 3x, last 8/21 vs. CLE
Most Ground Into Doubleplay, Game.....	4, 8/2 at CWS
Left On Base, Twins.....	15, 8/3 at CWS
Left On Base, Twins in Extra Innings.....	14, 4/2 at CWS
Consecutive Scoreless Innings.....	20, 8/19-21

## INDIVIDUAL BATTING:

Most At-Bats, Game.....	7, Willingham, 8/3 at CWS
Most Runs, Game.....	4, Plouffe, 8/22 vs. DET
Most Runs, Inning.....	2, Nunez, 8th inning, 8/3 at CWS
Most Hits, Game.....	5, 2x, last Escobar, 8/22 vs. DET
Most Hits, Inning.....	2, 2x, last Nunez, 8/23 (1) vs. DET
Most Doubles, Game.....	2, many, last Herrmann, 9/21 vs. CLE
Most Triples, Game.....	1, many
Most Home Runs, Game.....	2, 2x, last Arcia, 8/12 at HOU
Grand Slams.....	1, Arcia, 6/5 vs. MIL
Most Total Bases, Game.....	10, 2x, last Escobar, 8/22 vs. DET
Most Extra Base Hits, Game.....	3, 2x, last Dozier, 7/13 at COL
Most RBI, Game.....	6, 2x, last Escobar, 9/27 at DET
Most Walks, Game.....	3, many, Dozier, 8/23 (1) vs. DET
Most Strikeouts, Game.....	4, 8x, last Arcia, 8/29 at BAL
Longest Hitting Streak.....	16, Mauer, 6/19-8/15
Consecutive Hits.....	3, many
Consecutive Hitless At-Bats.....	31, Arcia, 6/11-22
Most Stolen Bases, Game.....	2, 7x, last Santana, 9/5 vs. LAA
Most Caught Stealing, Game.....	1, many
Most Ground Into Doubleplay, Game.....	2, 3x, last Plouffe, 8/26 at KC

## TEAM PITCHING:

Most Runs Allowed.....	14, 6/8 vs. HOU
Most Runs, Inning.....	7, 4x, 6th inning, last 8/31 at BAL
Most Hits Allowed.....	19, 2x, last 9/7 vs. LAA
Most Hits Allowed, Inning.....	7, 3x, last 8th inning, 8/28 at KC
Consecutive Hits Allowed.....	5, 6th inning, 4/15 vs. TOR
Most Home Runs Allowed, Game.....	4, 6/8 vs. HOU
Most Strikeouts.....	13, 7/20 vs. TB
Most Walks.....	12, 5/1 vs. LAD
Fewest Hits Allowed.....	3, 2x, last 6/1 at NYY
Pitchers Used.....	9, 9/5 vs. LAA
Consecutive Batters Retired.....	16, 4/26 vs. DET
Scoreless Innings Streak.....	16, 2x, last 7/7(8th inn.)-7/9 (6th inn.)
Wild Pitches.....	3, 4/2 at CWS
Most Innings, Game, Relievers.....	7.2, 2x, last 8/17 vs. KC
Most Hits, Game, Relievers.....	14, 9/7 vs. LAA
Most Runs, Game, Relievers.....	9, 9/7 vs. LAA
Most Home Runs, Game, Relievers.....	3, 2x, last 8/17 vs. KC
Most Walks, Game, Relievers.....	6, 5/1 vs. LAD (2)
Most Strikeouts, Game, Relievers.....	9, 2x, last 7/20 vs. TB

## INDIVIDUAL PITCHING:

Most Innings, Game, Starter.....	9.0, Nolasco, 5/2 vs. BAL
Most Innings, Game, Reliever.....	4.2, Deduno, 7/4 vs. NYY
Most Hits, Starter.....	12, Nolasco, 8/31 at BAL
Most Hits, Reliever.....	6, Swarzak, 4/25 vs. DET
Most Runs, Starter.....	8, 2x, last Nolasco, 8/31 at BAL
Most Runs, Reliever.....	4, 4x, last Guerrier, 7/22 vs. CLE
Most Home Runs, Starter.....	3, 2x, last Pino, 8/12 at HOU
Most Home Runs, Reliever.....	2, Duenensing, 5/1 (2) vs. LAD
Most Walks, Starter.....	7, May, 8/9 at OAK
Most Walks, Reliever.....	3, 2x, last Tonkin, 5/1 vs. LAD (2)
Most Strikeouts, Starter.....	11, Hughes, 9/13 (Game 1) at CWS
Most Strikeouts, Reliever.....	4, 2x, last Deduno, 7/4 vs. NYY
Win-Streak.....	6, 2x, Milone (5/9-6/29) & Hughes (4/20-6/1)
Losing-Streak.....	6, 2x, last Pelfrey, 9/6/13-5/1/14
Low-Hit Complete Game.....	8, Hughes 6/18 at BOS
Most Consecutive Scoreless Innings.....	22.0, Gibson, 6/2-23
Most Consecutive Batters Retired.....	16, Hughes, 4/26 vs. DET
Wild Pitches.....	2, Deduno, 4/2 at CWS

## TEAM & INDIVIDUAL FIELDING:

Errors, Game, Team.....	3, 8/22 vs. DET
Errors, Game, Individual.....	2, 3x, last Escobar, 8/22 vs. DET
Errors, Consecutive Games, Team.....	5, 2x, last 4/23-30
Errors, Consecutive Games Without, Team.....	9, 7/6-18
Doubleplays, Game, Team.....	5, 7/19 vs. TB
Opponents Doubleplays, Game, Team.....	4, 8/2 at CWS

## TEAM MISCELLANEOUS:

Longest Winning Streak.....	4, 6/19-23
Longest Losing Streak.....	5, 2x, last 6/24-28
Longest Game, Innings.....	12, 2x, last 5/1 vs. LAD (2)
Longest Game, Time (9 Innings).....	4:10, 8/24 vs. DET
Longest Game, Time (Extra Innings).....	5:11, 5/1 vs. LAD (2)
Longest Delay.....	2:13, 4/4 at CLE
Fastest Game, Time.....	2:26, 5/17 vs. SEA
Largest Margin, Victory.....	13, 8/3 at CWS
Largest Margin, Loss.....	9, 8/24 vs. DET
Largest Home Attendance.....	36,952
Home Sellouts.....	
Times Shut Out.....	11, last 9/11 at CLE (House started)

## 2014 SCORING BY INNINGS

	1	2	3	4	5	6	7	8	9	X-TRA	TOTAL
TWINS	77	86	81	66	70	74	82	85	80	14	715
OPPONENTS	77	103	95	85	105	91	80	71	57	13	777

## GAMES DECIDED IN LAST AT-BAT

DATE	OPPONENT	SCORE	INN	NOTES
4/2	at Chicago-AL	6-7	11th	Deduno wild pitch in the 11th
4/3	at Chicago-AL	10-9	9th	Arcia RBI-triple in 11th
4/9	Oakland	7-4	11th	Norris 3-run HR in 11th off Burton
4/13	Kansas City	4/3	8th	Twins score two on Wade Davis throwing error
4/17 (2)	Toronto	9-5	8th	Twins score 6 in the 8th on 8 walks
4/23	at Tampa Bay	6-4	12th	Colabello two-run single in 12th (4 RBI in game)
5/1 (2)	Los Angeles-NL	3-4	12th	Duensing give up 2 homers in the 12th
5/5	at Cleveland	1-0	10th	Escobar solo homer in the 10th off Axford
5/7	at Cleveland	3-4	9th	Aviles walk-off single off Fien
5/13	Boston	8-6	9th	Parmelee 2-run walk-off home run in the 9th
5/15	Boston	4-3	10th	Hicks walk-off single in the 10th scoring Suzuki
5/27	Texas	4-3	9th	Twins score 2 on 2 hits, 1 walk and capped off by Soria error on Santana dribbler
5/31	at New York-AL	1-3	8th	Yankees score 2 in bottom 8th, McCann breaks 1-1 tie with double
6/1	at New York-AL	7-2	9th	Twins 6 run 9th, began with Willingham solo homer to tie 2-2
6/18	at Boston	1-2	10th	Walk-off loss - back-to-back HR by Ortiz/Napoli in 10th
6/20	Chicago-AL	5-4	9th	Walk-off win - Dozier RBI single scoring Escobar
6/29	at Texas	3-2	9th	Morales doubles in Fuld
7/5	New York-AL	2-1	11th	Plouffe soft grounder to pitcher, Colabello out at home, Cervelli E2 on DP attempt
8/6	San Diego	4-5	10th	Smith homers off Swarzak in the 10th
8/11	at Houston	4-2	9th	Mauer scores 2 runners with single in the 9th breaking a 2-2 tie
8/26	at Kansas City	1-2	9th	Walk-off loss - Gordon 2-run homer off Perkins
8/28	at Kansas City	11-5	10th	Scored 6 runs in the 10th inning
9/2	Chicago-AL	3-6	10th	Sox hit two homers off Oliveros in 10th to score 3 runs
9/4	Los Angeles-AL	4-5	9th	Angels sac-bunt and sac-fly Freese after his double
9/5	Los Angeles-AL	6-7	10th	Aybar sac-fly in Calhoun in 10th
9/6	Los Angeles-AL	5-8	9th	Angels score three in 9th on 3 hits and a walk
9/13 (2)	at Chicago-AL	6-7	9th	Viciedo 2-run homer off Perkins to walk-off
9/15	Detroit	6-8	9th	Hunter/Cabrera back-to-back homers in the 9th off Fien
9/16	Detroit	4-3	9th	Hicks walk-off single in the 9th
9/19	Cleveland	5-4	10th	Plouffe walk-off single in the 10th

## TWINS IN EXTRA INNING GAMES (6-7)

DATE	OPPONENT	W/L	INN	RECORD AFTER	WINNING PITCHER	LOSING PITCHER	SAVE
April 2	at Chicago-AL	L	11	0-2	Belisario	Deduno	--
April 9	Oakland	L	11	3-5	Otero	Burton	--
April 23	at Tampa Bay	W	12	10-10	Fien	Lueke	Perkins
May 1 (2)	Los Angeles-NL	L	12	12-14	Wright	Duensing	Jansen
May 5	at Cleveland	W	10	15-15	Thielbar	Axford	Perkins
May 15	Boston	W	10	19-20	Duensing	Miller	None
June 18	at Boston	L	10	32-38	Uehara	Fien	--
July 5	New York-AL	W	11	39-47	Duensing	Thornton	--
August 6	San Diego	L	10	51-61	Quackenbush	Swarzak	Benoit
August 28	at Kansas City	W	10	59-74	Swarzak	Chen	--
September 2	Chicago-AL	L	10	60-78	Webb	Oliveros	Petricka
September 5	Los Angeles-AL	L	10	61-80	Street	Burton	Jepsen
September 19	Cleveland	W	10	66-87	Burton	Crockett	

## COME FROM BEHIND WINS

Win #	Date	Opponent	Largest		Inning	Final Score
			Deficit	Lead		
1	4/3	@CWS	5-8	7th	10-9	
2	4/11	KC	0-1	1st	10-1	
3	4/13	KC	2-3	8th	4-3	
4	4/17	TOR	1-5	8th	9-5	
5	4/23	@TB	0-2	4th	6-4	
6	4/26	DET	0-2	5th	5-3	
7	5/11	DET	0-3	7th	4-3	
8	5/13	BOS	0-1	2nd	8-6	
9	5/17	SEA	1-2	5th	4-3	
10	5/20	@SD	2-3	6th	5-3	
11	5/27	TEX	0-2	2nd	4-3	
12	6/1	@NYY	1-2	9th	7-2	
13	6/3	@MIL	0-1	2nd	6-4	
14	6/4	MIL	0-1	3rd	6-4	
15	6/14	@DET	0-1	3rd	9-12	
16	6/19	CWS	1-2	3rd	4-2	
17	6/20	CWS	0-2	2nd	5-4	
18	6/21	CWS	2-1	3rd	4-3	
19	6/29	@TEX	2-1	3rd	3-2	
20	7/5	NYY	0-1	5th	2-1	
21	7/10	@SEA	0-1	2nd	4-2	
22	7/23	CLE	0-1	3rd	3-1	
23	7/27	CWS	1-2	6th	4-3	
24	8/2	@CWS	4-6	8th	8-6	
25	8/3	@CWS	1-3	6th	16-3	
26	8/5	SD	0-1	6th	3-1	
27	8/22	DET	0-1	1st	20-6	
28	9/9	@CLE	0-2	4th	4-3	
29	9/16	DET	2-3	9th	4-3	
30	9/17	DET	0-2	1st	8-4	
31	9/19	CLE	2-3	6th	5-4	

## BLOWN LEADS

Loss #	Date	Opponent	Largest		Inning	Final Score
			Lead	Deficit		
1	4/2	CWS	5-3	7th	6-7	
2	4/4	CLE	2-7	6th	2-7	
3	4/10	OAK	1-0	2nd	1-6	
4	4/15	TOR	2-0	6th	3-9	
5	4/19	@KC	1-0	4th	4-5	
6	4/30	LAD	1-0	3rd	4-6	
7	5/1	LAD	2-0	2nd	4-9	
8	5/18	SEA	0-2	3rd	2-6	
9	5/26	TEX	1-0	2nd	2-7	
10	5/31	@NYY	1-0	4th	1-3	
11	6/5	MIL	4-3	6th	5-8	
12	6/9	@TOR	2-0	1st	4-5	
13	6/14	@DET	1-0	2nd	9-12	
14	6/18	@BOS	1-0	10th	1-2	
15	6/25	@LAA	1-0	2nd	2-6	
16	7/3	NYY	2-0	5th	4-7	
17	7/30	@KC	1-0	6th	2-3	
18	7/31	@KC	2-0	5th	3-6	
19	8/1	@CWS	5-2	3rd	8-10	
20	8/6	SD	4-3	9th	4-5	
21	8/9	@OAK	1-0	1st	4-9	
22	8/12	@HOU	1-0	3rd	4-10	
23	8/15	KC	2-0	4th	5-6	
24	8/17	KC	1-0	2nd	6-12	
25	8/18	CLE	5-0	2nd	5-7	
26	8/23 (2)	DET	4-2	3rd	6-8	
27	8/27	@KC	1-0	8th	1-6	
28	9/2	CWS	2-0	2nd	3-6	
29	9/5	LAA	4-3	8th	6-7	
30	9/6	LAA	5-3	8th	5-8	
31	9/7	LAA	3-1	3rd	4-14	
32	9/11 (1)	@CLE	1-0	2nd	2-8	
33	9/13 (2)	@CWS	4-0	5th	6-7	
34	9/21	CLE	1-0	3rd	2-7	
35	9/22	ARI	1-0	5th	2-6	

## OUTFIELD ASSISTS

Arcia .....	8
Santana .....	5
Parmelee .....	4
Hicks .....	4
Fuld .....	3
Willingham .....	3
Escobar .....	2
Nunez .....	2
Colabello .....	2
Schafer .....	2
Mastroianni .....	1
<b>Total .....</b>	<b>36</b>

## TWINS IN APRIL

PLAYER	AVG	G	AB	R	H	2B	3B	HR	RBI	SH	SF	HB	BB	SO	SB	CS	E	OBP
Arcia, O	.111	4	18	2	2	0	1	0	1	0	0	0	1	6	0	1	1	.158
Bartlett, J	.000	3	3	3	0	0	0	0	0	0	0	1	0	3	0	0	0	.250
Colabello, C	.295	24	95	11	28	9	0	3	27	0	0	1	6	26	0	2	1	.343
Dozier, B	.216	24	97	25	21	1	0	7	9	0	1	1	19	28	6	1	1	.347
Escobar, E	.345	14	29	3	10	2	0	0	5	1	1	0	1	5	0	0	1	.355
RIGHT	.300	10	3	3	0	0	1	0	0	0	1	0	2	0	0	2	0	
LEFT	.368	19	7	9	2	0	4	1	1	0	0	0	3	0	0	1	0	
Florimon, P	.115	20	52	4	6	1	1	0	1	2	0	0	5	14	4	0	1	.193
RIGHT	.130	23	3	3	0	0	0	1	0	0	3	0	5	0	0	0	0	
LEFT	.103	29	3	6	1	0	1	1	0	0	2	0	9	0	0	0	0	
Herrmann, C	.158	8	19	1	3	0	0	0	0	0	0	0	2	5	0	0	0	.238
Hicks, A	.188	22	69	7	13	3	0	1	7	0	1	0	14	21	2	0	0	.321
RIGHT	.226	31	7	10	3	0	2	0	0	0	6	0	9	0	0	0	0	
LEFT	.158	38	6	9	0	1	5	0	1	0	8	0	12	0	0	0	0	
Kubel, J	.288	22	80	10	23	6	1	1	12	0	0	1	8	26	0	0	0	.360
Mastroianni, D	.000	7	11	3	0	0	0	0	0	0	0	0	1	5	1	0	0	.083
Mauer, J	.276	24	98	19	27	3	0	1	6	0	0	0	18	28	1	0	0	.388
Nunez, E	.333	1	3	0	1	0	0	0	0	1	0	0	1	0	0	0	0	.500
Pinto, J	.246	20	65	13	16	1	0	5	9	0	0	1	17	17	0	0	2	.410
Plouffe, T	.304	24	92	18	28	11	1	1	19	0	1	2	15	22	0	0	2	.409
Suzuki, K	.302	19	63	6	19	4	0	1	19	1	3	1	10	6	0	0	2	.390
Willingham, J	.294	6	17	3	5	1	0	0	1	0	1	1	4	6	0	0	0	.435
PITCHERS	.000	24	0	0	0	0	0	0	0	0	0	0	0	0	0	0	3	.000
MINNESOTA	.254	24	832	131	211	47	4	20	119	5	8	9	123	222	15	4	15	.353
DH	.270	24	89	20	24	3	0	6	19	0	0	2	17	27	0	0	0	.398
OPPONENT	.282	24	856	128	241	53	3	20	121	5	12	5	82	137	11	1	14	.343

PITCHER	W	L	ERA	G	GS	CG	SH	SV	IP	H	R	ER	HR	HB	BB	SO	WP	BK	BAA
Burton, J	0	1	9.00	9	0	0	0	0	9.0	10	9	9	3	0	8	5	0	0	.286
Correia, K	0	3	7.33	5	5	0	0	0	27.0	37	25	22	2	1	8	12	0	0	.327
Deduno, S	0	1	1.84	6	0	0	0	0	14.2	13	3	3	0	1	7	14	2	2	.241
Duensing, B	0	0	0.84	9	0	0	0	0	10.2	7	1	1	0	0	2	4	1	0	.189
Fien, C	3	0	2.70	10	0	0	0	0	10.0	6	3	3	0	0	2	7	0	0	.167
Gibson, K	3	2	4.34	5	5	0	0	0	29.0	31	14	14	0	0	14	15	3	0	.270
Hughes, P	2	1	5.15	5	5	0	0	0	28.0	33	17	16	3	1	6	26	0	0	.292
Nolasco, R	2	2	6.67	5	5	0	0	0	29.2	43	22	22	5	0	9	13	1	0	.347
Pelfrey, M	0	2	7.32	4	4	0	0	0	19.2	22	18	16	5	2	15	8	1	0	.286
Perkins, G	0	0	4.09	11	0	0	0	6	11.0	9	5	5	1	0	3	16	1	0	.214
Swarzak, A	1	0	5.14	10	0	0	0	0	14.0	16	8	8	0	0	5	7	0	0	.281
Thielbar, C	1	0	2.25	10	0	0	0	0	8.0	8	2	2	1	0	2	5	0	0	.286
Tonkin, M	0	0	1.29	9	0	0	0	0	7.0	6	1	1	0	0	1	5	0	0	.240
MINNESOTA	12	12	5.04	24	24	0	1	6	217.2	241	128	122	20	5	82	137	9	2	.282
OPPONENTS	12	12	4.65	24	24	1	1	3	217.0	211	131	112	20	9	123	222	11	0	.254

## 2014 TWINS ON DISABLED LIST

Player	Injury	Date On (Retro)	Date Off	Games Missed
Jason Bartlett	Left Ankle Sprain	4/7	Retired 4/20	13
Oswaldo Arcia	Right Wrist Strain	4/9 (4/5)	5/14	33
Josh Willingham	Left Wrist Fracture	4/12 (4/7)	5/26	41
Aaron Hicks	Concussion-Like Symptoms	5/2	5/9	6
Mike Pelfrey	Groin Strain, Elbow Surgery	5/2		137
Sam Fuld	Concussion-Like Symptoms	5/8	6/13	32
Aaron Hicks	Right Shoulder Strain	6/13 (6/10)	6/25	13
Trevor Plouffe	Rib Injury	6/15	6/30	14
Eduardo Nunez	Right Hamstring Strain	6/19 (6/15)	6/30	14
Danny Santana	Left Knee Deep Bone Bruise	6/27	7/18	17
Joe Mauer	Strained Right Oblique	7/2	8/11	34
Ricky Nolasco	Right Elbow Soreness	7/8 (7/7)	8/15	32

## TWINS IN MAY

PLAYER	AVG	G	AB	R	H	2B	3B	HR	RBI	SH	SF	HB	BB	SO	SB	CS	E	OBP
Arcia, O	.360	6	25	4	9	3	0	2	2	0	0	0	0	5	0	0	0	.360
Colabello, C	.125	16	56	2	7	1	0	1	3	0	0	0	3	24	0	0	1	.169
Dozier, B	.246	29	114	19	28	6	0	4	17	0	3	2	13	18	6	3	2	.326
Escobar, E	.322	27	90	8	29	13	0	1	5	1	0	0	6	20	1	1	1	.365
RIGHT	.280	25	7	11	4	0	0	0	0	0	0	0	6	0	0	0	0	
LEFT	.338	65	22	34	9	1	5	1	0	0	6	1	14	1	0	2	0	
Florimon, P	.077	5	13	3	1	0	0	0	0	0	0	0	2	4	2	0	0	.200
RIGHT	.000	6	0	0	0	0	0	0	0	0	0	0	2	0	0	0	0	
LEFT	.143	7	1	1	0	0	0	0	0	0	2	0	2	0	0	0	0	
Herrmann, C	.091	9	22	1	2	0	0	0	0	0	0	0	1	5	0	0	1	.130
Hicks, A	.184	20	49	6	9	1	0	0	1	1	0	0	10	18	0	1	1	.322
RIGHT	.250	20	5	5	0	0	1	0	0	0	5	0	9	0	0	0	0	
LEFT	.138	29	4	5	1	0	0	1	0	0	5	0	9	0	0	0	0	
Kubel, J	.179	20	67	2	12	0	0	0	1	0	0	0	11	27	1	0	0	.295
Mauer, J	.258	24	93	8	24	3	1	1	9	0	2	0	5	13	1	0	0	.290
Nunez, E	.250	14	40	2	10	1	0	1	6	0	0	0	1	8	1	1	1	.268
Parmelee, C	.179	17	56	6	10	0	0	3	7	0	1	1	2	14	0	1	1	.217
Pinto, J	.208	18	53	6	11	2	0	2	5	0	2	0	3	15	0	0	2	.241
Plouffe, T	.204	28	113	10	23	8	0	4	14	0	0	0	8	31	0	0	2	.256
Santana, D	.375	15	40	6	15	4	0	0	3	1	0	0	4	14	2	0	0	.432
RIGHT	.556	9	5	6	1	0	1	0	0	0	2	0	4	1	1	1	0	
LEFT	.323	31	10	13	3	0	2	1	0	0	2	0	10	0	0	1	0	
Suzuki, K	.293	25	92	6	27	6	0	1	9	0	0	2	5	7	0	0	1	.343
Willingham, J	.263	6	19	3	5	0	0	2	5	0	0	1	5	6	0	0	0	.440
Correia, K	.000	6	2	0	0	0	0	0	0	0	0	0	0	1	0	0	1	.000
Deduno, S	.000	6	2	0	0	0	0	0	0	0	0	0	0	2	0	0	0	.000
Gibson, K	.000	5	2	0	0	0	0	0	0	0	0	0	0	1	0	0	0	.000
Hughes, P	.000	5	3	0	0	0	0	0	0	0	0	0	0	2	0	0	0	.000
Nolasco, R	.000	6	2	0	0	0	0	0	0	0	0	0	0	2	0	0	0	.000
PITCHERS	.000	29	11	0	0	0	0	0	0	0	0	0	0	8	0	0	1	.000
MINNESOTA	.230	29	984	92	226	49	1	22	87	4	8	6	81	244	16	7	14	.290
DH	.275	29	91	5	25	4	0	3	13	0	1	1	7	20	0	0	0	.330
OPPONENT	.266	29	999	119	266	61	9	21	115	7	13	3	68	184	18	4	25	.311

PITCHER	W	L	ERA	G	GS	CG	SH	SV	IP	H	R	ER	HR	HB	BB	SO	WP	BK	BAA
Burton, J	1	1	4.26	14	0	0	0	0	12.2	12	6	6	1	0	2	10	0	0	.250
Correia, K	2	3	4.72	6	6	0	0	0	34.1	42	18	18	4	0	6	22	1	0	.300
Darnell, L	0	0	0.00	1	0	0	0	0	3.0	0	0	0	0	0	0	1	0	0	.000
Deduno, S	1	2	4.78	6	5	0	0	0	32.0	34	18	17	2	1	11	21	1	1	.272
Duensing, B	1	2	3.27	12	0	0	0	0	11.0	12	4	4	2	1	7	7	0	0	.293
Fien, C	0	2	1.38	14	0	0	0	0	13.0	8	2	2	0	0	2	8	0	0	.195
Gibson, K	1	2	4.00	5	5	0	0	0	27.0	26	12	12	3	0	6	14	1	0	.243
Guerrier, M	0	0	3.24	8	0	0	0	0	8.1	6	3	3	0	0	1	2	1	0	.200
Hughes, P	3	0	1.62	5	5	0	0	0	33.1	34	6	6	1	0	0	24	0	0	.262
Johnson, K	0	0	0.00	1	1	0	0	0	4.1	4	0	0	0	0	6	5	1	0	.250
Nolasco, R	1	3	4.91	6	6	1	0	0	36.2	43	20	20	5	0	11	30	2	0	.301
Pelfrey, M	0	1	11.25	1	1	0	0	0	4.0	7	5	5	0	0	3	2	0	0	.389
Perkins, G	2	0	2.03	13	0	0	0	8	13.1	12	3	3	0	0	0	17	1	0	.226
Swarzak, A	0	0	4.35	8	0	0	0	0	10.1	11	6	5	0	0	6	8	0	0	.268
Thielbar, C	1	0	5.40	11	0	0	0	0	10.0	6	6	6	1	0	2	9	0	0	.182
Tonkin, M	0	0	11.81	6	0	0	0	0	5.1	9	10	7	2	1	5	4	0	0	.375
MINNESOTA	13	16	3.97	29	29	1	2	8	258.2	266	119	114	21	3	68	184	8	1	.266
OPPONENTS	16	13	2.83	29	29	0	2	9	261.0	226	92	82	22	6	81	244	21	3	.230

## TWINS RELIEVERS IN 2014

Pitcher	First Batter Faced			SV/OPP	HOLD	IR/IRS	IRS %
	H/AB	AVG					
Achter	2/6	.333	0/0	0		7/2	28.6%
Burton	10/62	.161	3/4	14		22/4	18.2%
Darnell	0/3	.000	0/0	0		0/0	...
Deduno	8/16	.500	0/0	1		10/7	70.0%
Duensing	15/58	.259	0/4	7		41/13	31.7%
Fien	24/68	.353	1/5	26		22/6	27.3%
Guerrier	6/24	.250	0/1	3		14/5	35.7%
May	0/1	.000	0/0	0		0/0	...
Milone	0/1	.000	0/0	0		0/0	...
Oliveros	3/6	.500	0/0	0		5/3	60.0%
Perkins	21/60	.350	34/41	0		1/0	0.0%
Pressly	6/22	.273	0/1	3		19/4	21.1%
Swarzak	12/45	.267	0/1	3		35/16	45.7%
Thielbar	13/48	.271	0/1	7		38/9	23.7%
Thompson	2/6	.333	0/0	1		7/1	14.3%
Tonkin	7/22	.318	0/0	4		22/6	27.3%
TEAM	129/448	.288	38/58	69		243/76	31.3%

# TWINS IN JUNE

PLAYER	AVG	G	AB	R	H	2B	3B	HR	RBI	SH	SF	HB	BB	SO	SB	CS	E	OBP	
Arcia, O	.169	24	83	7	14	2	0	3	13	0	0	3	7	33	0	1	1	.258	
Dodier, B	.242	27	95	16	23	5	0	4	12	1	0	2	19	21	3	0	4	.379	
Escobar, E	.208	27	96	14	20	8	0	1	7	0	0	0	7	22	0	0	2	.262	
RIGHT	.273	22	6	11	2	1	1	0	0	0	1	0	5	1	0	0	0		
LEFT	.189	74	14	20	6	0	6	0	0	0	6	0	17	0	0	0	0		
Florimon, P	.000	8	11	0	0	0	0	0	0	0	0	0	0	4	0	0	0	.083	
RIGHT	.000	0	0	0	0	0	0	0	0	0	0	0	0	0	0	0	0		
LEFT	.000	11	0	0	0	0	0	0	0	0	1	0	4	0	0	0	0		
Fryer, E	.214	4	14	2	3	0	0	0	1	0	0	0	0	5	0	0	0	.214	
Fuld, S	.178	17	45	5	8	3	0	0	4	0	1	0	7	9	3	0	1	.283	
Hicks, A	.375	6	8	3	3	1	0	0	1	1	0	0	3	3	0	0	0	.545	
Kubel, J	.000	3	9	0	0	0	0	0	0	0	0	0	0	6	0	0	0	.000	
Mauer, J	.275	27	109	11	30	10	0	0	11	0	0	0	11	21	1	0	0	.342	
Morales, K	.215	20	79	7	17	5	0	1	9	0	1	0	4	14	0	0	0	.250	
RIGHT	.160	25	4	7	0	1	2	0	1	0	0	0	3	0	0	0	0		
LEFT	.241	54	13	18	5	0	7	0	0	0	4	1	11	0	0	0	0		
Nunez, E	.367	11	30	5	11	1	1	1	6	0	0	1	0	2	0	1	2	.387	
Parmelee, C	.395	16	43	4	17	3	0	1	2	0	0	0	3	14	0	2	0	.435	
Pinto, J	.176	5	17	0	3	1	0	0	2	0	0	0	0	4	0	0	1	.176	
Plouffe, T	.205	13	44	3	9	3	0	0	5	0	2	1	4	8	0	0	2	.275	
Polanco, J	.400	4	5	2	2	1	1	0	3	0	0	0	2	1	0	0	0	.571	
RIGHT	.000	0	0	0	0	0	0	0	0	0	1	0	0	0	0	0	0		
LEFT	.400	5	2	5	1	0	3	0	0	0	1	0	1	0	1	2	0		
Santana, D	.309	22	94	13	29	6	0	2	13	0	0	1	3	13	4	1	1	.337	
RIGHT	.348	23	8	14	3	1	4	0	0	0	3	0	6	1	0	0	0		
LEFT	.296	71	21	27	3	1	9	0	0	1	0	0	7	0	0	0	0		
Suzuki, K	.304	23	79	8	24	5	0	0	4	0	1	1	3	8	0	0	0	.333	
Willingham, J	.232	25	82	13	19	3	1	5	17	0	2	3	17	25	0	0	0	.375	
Deduno, S	.000	4	2	0	0	0	0	0	0	0	0	0	0	2	0	0	0	.000	
Gibson, K	.500	6	2	0	1	0	0	0	0	0	0	0	0	1	0	0	0	.500	
PITCHERS	.250	28	4	0	1	0	0	0	0	0	0	0	0	3	0	0	0	.250	
MINNESOTA	.246	28	947	113	233	57	3	18	110	2	7	12	91	216	11	5	15	.318	
DH	.252	28	103	11	26	10	0	3	21	0	1	2	5	27	1	0	0	.297	
OPPONENT	.264	28	934	123	247	47	8	25	121	2	13	6	65	175	21	4	13	.312	
PITCHER	W	L	ERA	G	GS	CG	SH	SV	IP	H	R	ER	HR	HB	BB	SO	WP	BK	BAA
Burton, J	0	0	3.97	12	0	0	0	1	11.1	10	7	5	1	0	5	10	0	0	.217
Correia, K	2	3	3.41	5	5	0	0	0	29.0	32	12	11	3	1	6	11	1	0	.276
Deduno, S	1	2	8.59	4	3	0	0	0	14.2	17	14	14	3	2	12	10	0	0	.298
Duensing, B	0	0	4.00	9	0	0	0	0	9.0	8	4	4	1	0	3	6	0	0	.235
Fien, C	1	2	3.38	13	0	0	0	1	10.2	11	5	4	3	0	2	11	0	0	.256
Gibson, K	3	2	3.16	6	6	0	0	0	37.0	28	13	13	3	1	7	21	0	0	.211
Guerrier, M	0	1	3.09	11	0	0	0	0	11.2	12	4	4	0	1	5	7	1	0	.279
Hughes, P	3	3	4.10	6	6	1	0	0	41.2	43	19	19	3	0	4	38	1	0	.269
Nolasco, R	1	1	5.83	5	5	0	0	0	29.1	39	19	19	5	0	7	26	0	0	.322
Perkins, G	1	0	4.00	9	0	0	0	6	9.0	10	8	4	1	1	3	12	0	0	.286
Pino, Y	0	2	6.32	3	3	0	0	0	15.2	19	11	11	1	0	3	12	1	0	.306
Swarzak, A	0	0	2.51	7	0	0	0	0	14.1	12	5	4	1	0	5	6	0	0	.222
Thielbar, C	0	0	1.00	10	0	0	0	0	9.0	6	2	1	0	0	3	5	0	0	.200
MINNESOTA	12	16	4.20	28	28	1	3	8	242.1	247	123	113	25	6	65	175	4	0	.264
OPPONENTS	16	12	3.89	28	28	0	2	7	247.2	233	113	107	18	12	91	216	10	0	.246

## 2014 RECORD WHEN...

Runs	Scoring	Allowing
0	0 - 12	7 - 0
1	1 - 13	15 - 2
2	7 - 16	8 - 6
3	4 - 12	18 - 6
4	16 - 19	12 - 6
5	6 - 8	4 - 14
6	10 - 8	3 - 18
7	5 - 1	2 - 12
8	6 - 2	0 - 9
9	3 - 1	1 - 10
10+	12 - 0	0 - 9
Totals	70 - 92	70 - 92

# TWINS IN JULY

PLAYER	AVG	G	AB	R	H	2B	3B	HR	RBI	SH	SF	HB	BB	SO	SB	CS	E	OBP
Arcia, O	.240	22	75	10	18	3	1	2	4	0	0	3	9	25	1	0	1	.345
Colabello, C	.217	16	46	3	10	3	0	2	8	0	0	0	3	14	0	0	0	.265
Dozier, B	.230	24	100	12	23	7	0	4	10	0	2	2	3	23	2	2	1	.262
Escobar, E	.263	21	76	8	20	3	0	1	4	0	0	0	4	14	0	0	1	.300
RIGHT	.267	30	8	13	2	1	3	0	0	0	1	0	4	0	0	0	0	
LEFT	.261	46	12	13	1	0	1	0	0	0	3	0	10	0	0	0	0	
Fryer, E	.176	10	17	1	3	1	0	0	0	0	0	0	3	3	0	0	1	.300
Fuld, S	.358	23	67	7	24	1	0	1	10	2	1	0	16	9	6	3	0	.476
Herrmann, C	1.000	1	1	1	1	0	0	0	1	0	0	0	0	0	0	0	0	1.000
Mauer, J	.333	1	3	0	1	1	0	0	2	0	0	0	0	2	0	0	0	.333
Morales, K	.216	25	97	6	21	7	0	0	11	0	2	1	3	19	0	0	0	.243
MIN	.253	19	75	5	19	6	0	0	9	0	1	0	2	13	0	0	0	.269
RIGHT	.333	27	9	13	4	0	6	0	1	0	0	0	4	0	0	0	0	
LEFT	.208	48	10	12	2	0	3	0	0	0	2	0	9	0	0	1	0	
Nunez, E	.183	17	60	7	11	0	1	1	4	0	0	0	2	11	3	0	1	.210
Parmelee, C	.246	21	61	7	15	4	0	0	7	0	0	0	8	11	0	0	0	.333
Plouffe, T	.219	24	96	12	21	7	1	2	7	0	0	0	6	21	1	0	2	.265
Polanco, J	.000	1	1	0	0	0	0	0	0	0	0	0	0	1	0	0	0	.000
Santana, D	.271	12	48	8	13	2	2	2	6	0	1	0	2	18	0	1	2	.294
RIGHT	.111	18	2	3	1	0	0	0	0	0	0	0	12	0	0	0	0	
LEFT	.367	30	11	22	1	2	6	0	1	0	2	0	6	1	0	0	0	
Suzuki, K	.329	23	73	6	24	5	0	0	10	0	2	1	11	8	0	0	0	.414
Willingham, J	.176	23	74	12	13	1	0	4	8	0	2	1	14	30	1	0	0	.308
Correia, K	.333	6	3	0	1	1	0	0	1	0	0	0	0	0	0	0	1	.333
Hughes, P	.000	6	3	0	0	0	0	0	0	0	0	0	0	2	0	0	0	.000
Johnson, K	.000	2	1	0	0	0	0	0	0	0	0	0	0	1	0	0	0	.000
PITCHERS	.143	26	7	0	1	1	0	0	1	0	0	0	0	3	0	0	3	.143
MINNESOTA	.247	26	880	99	217	45	5	19	91	2	9	7	83	206	14	6	12	.314
DH	.209	26	86	8	18	4	0	4	13	0	1	0	7	24	2	0	0	.266
OPPONENTS	.290	26	916	110	266	52	4	18	106	8	10	8	45	162	16	3	18	.326

PITCHER	W	L	ERA	G	GS	CG	SH	SV	IP	H	R	ER	HR	HB	BB	SO	WP	BK	BAA
Burton, J	1	0	0.93	11	0	0	0	0	9.2	6	1	1	1	1	1	7	0	0	.182
Correia, K	1	4	4.64	6	6	0	0	0	33.0	41	18	17	4	3	11	13	1	1	.299
Darnell, L	0	1	12.60	1	1	0	0	0	5.0	11	7	7	1	0	0	7	0	0	.440
Deduno, S	0	0	1.62	7	0	0	0	0	16.2	14	4	3	0	3	4	16	3	0	.230
Duensing, B	1	0	0.96	11	0	0	0	0	9.1	7	1	1	0	0	1	9	0	0	.219
Fien, C	1	0	2.19	13	0	0	0	0	12.1	13	3	3	2	0	1	10	2	0	.271
Gibson, K	2	2	4.64	4	4	0	0	0	21.1	24	12	11	1	0	5	11	1	0	.293
Guerrier, M	0	0	5.63	8	0	0	0	0	8.0	12	5	5	1	0	4	3	1	0	.324
Hughes, P	2	4	5.71	6	6	0	0	0	34.2	48	22	22	3	0	3	30	0	0	.333
Johnson, K	0	1	7.00	2	2	0	0	0	9.0	13	7	7	2	0	3	7	0	0	.342
Nolasco, R	1	1	7.88	2	2	0	0	0	8.0	15	7	7	1	0	1	3	0	0	.417
Perkins, G	0	0	1.50	12	0	0	0	6	12.0	12	2	2	0	0	2	11	0	0	.255
Pino, Y	1	1	3.09	4	4	0	0	0	23.1	21	8	8	2	1	5	18	1	0	.244
Pressly, R	0	0	1.42	4	0	0	0	0	6.1	5	2	1	0	0	1	2	0	0	.217
Swarzak, A	1	0	4.20	7	1	0	0	0	15.0	13	7	7	0	0	1	8	0	1	.245
Thielbar, C	0	1	4.32	7	0	0	0	0	8.1	11	4	4	0	0	2	7	0	0	.324
MINNESOTA	11	15	4.11	26	26	0	1	6	232.0	266	110	106	18	8	45	162	9	2	.290
OPPONENTS	15	11	3.30	26	26	0	3	9	231.2	217	99	85	19	7	83	206	12	0	.247

PLAYER	MULTI-HIT GAMES					MULTI-RBI GAMES					LAST HOME RUN HIT				AB	LAST GRAND SLAM	
	2H	3H	4H	5H	TOTAL	2RBI	3RBI	4RBI	5+RBI	TOTAL	DATE	OPP.	ON	PITCHER	SINCE	DATE	OPP.CAREER
Arcia	20	3	0	0	23	6	5	2	0	13	9/26/14	@DET	1	Porcello	13	6/5/14	MIL 1
Bernier	1	0	0	0	1	0	0	0	0	0	.....	.....	.....	.....	64	.....	..... 0
Colabello	9	2	0	0	11	6	2	2	1	11	7/6/14	NYN	1	Kuroda	47	9/2/13	@HOU 1
Dozier	22	12	0	0	34	12	4	0	0	16	9/27/14	@DET	0	Ray	5	.....	..... 0
Escobar	20	5	2	1	28	6	0	0	1	7	9/27/14	@DET	2	Ray	4	.....	..... 0
Florimon	0	0	0	0	0	0	0	0	0	0	9/27/13	CLE	1	Kluber	83	.....	..... 0
Fryer	2	2	0	0	4	2	0	0	0	2	8/4/14	@CWS	0	Rienzo	38	.....	..... 0
Fuld	12	2	0	0	14	4	0	0	0	4	7/8/14	@SEA	0	Young	41	.....	..... 0
Herrmann	2	1	0	0	3	0	0	0	0	0	8/30/13	@TEX	1	Darvish	119	7/23/13	@LAA 1
Hicks	9	0	0	0	9	3	1	0	0	4	4/24/14	@TB	2	Bell	120	.....	..... 0
Mauer	26	7	0	0	33	6	4	2	0	12	8/17/14	KC	0	Guthrie	132	9/1/12	@KC 3
Morales	5	2	0	0	7	3	2	0	0	5	6/24/14	@LAA	0	Wilson	98	7/30/12	@TEX 2
Nunez	9	2	1	0	12	6	1	0	0	7	9/4/14	LAA	2	Santiago	28	.....	..... 0
Parmelee	10	4	0	0	14	7	0	0	0	7	9/6/14	LAA	0	Roth	25	.....	..... 0
Pinto	8	0	0	0	8	2	0	0	0	2	5/24/14	@SF	0	Romo	58	.....	..... 0
Plouffe	22	8	2	0	32	16	5	0	0	21	9/14/14	@CWS	0	Noesi	33	.....	..... 0
Polanco	0	0	0	0	0	1	0	0	0	1	.....	.....	.....	.....	5	.....	..... 0
Santana	26	9	2	1	38	6	1	2	1	10	8/31/14	@BAL	1	Brach	92	.....	..... 0
Schafer	6	2	0	0	8	1	1	1	0	3	9/14/14	@CWS	1	Noesi	28	4/22/12	LAD 1
Suzuki	23	11	0	0	34	9	5	0	0	14	8/16/14	KC	0	Crow	107	9/10/07	@SEA 1
Vargas	12	4	0	0	16	5	3	0	1	9	9/19/14	CLE	0	Bauer	28	.....	..... 0
Willingham	9	0	0	0	9	4	3	0	0	7	8/10/14	@OAK	1	Gregerson	0	4/11/10	@NYM 5

# TWINS PRE-ALL-STAR BREAK

PLAYER	AVG	G	AB	R	H	2B	3B	HR	RBI	SH	SF	HB	BB	SO	SB	CS	E	OBP	
Arcia, O	.222	46	167	18	37	6	2	5	18	0	0	6	16	56	1	2	2	.312	
Bartlett, J	.000	3	3	3	0	0	0	0	0	0	0	1	0	3	0	0	0	.250	
Colabello, C	.246	48	171	16	42	13	0	6	36	0	0	1	11	56	0	2	2	.295	
Dozier, B	.242	92	360	69	87	16	0	18	45	1	6	5	52	79	16	5	7	.340	
Escobar, E	.271	78	255	31	69	25	0	3	21	2	1	0	16	57	1	1	4	.313	
RIGHT	.288	73	21	35	8	2	5	0	0	0	3	0	16	0	0	2	0		
LEFT	.264	182	48	68	17	1	16	2	1	0	13	1	41	0	0	3	0		
Florimon, P	.092	33	76	7	10	1	1	0	1	2	0	0	0	22	6	2	0	.179	
RIGHT	.103	29	3	3	0	0	0	1	0	0	3	0	7	0	0	0	0		
LEFT	.085	47	4	7	1	0	1	1	0	0	5	0	15	0	0	0	0		
Fryer, E	.182	9	22	2	4	0	0	0	1	0	0	0	6	0	0	0	0	.182	
Fuld, S	.285	43	137	15	39	10	0	1	13	1	2	0	19	24	10	2	2	.367	
Herrmann, C	.143	18	42	3	6	0	0	0	1	0	0	0	3	10	0	0	1	.200	
Hicks, A	.198	48	126	16	25	5	0	1	9	2	1	0	27	42	2	1	1	.338	
RIGHT	.254	59	15	19	4	0	4	1	0	0	14	0	21	0	0	0	0		
LEFT	.149	67	10	14	1	1	5	1	1	0	13	0	21	0	0	0	0		
Kubel, J	.224	45	156	12	35	6	1	1	13	0	0	1	19	59	1	0	0	.313	
Mastroianni, D	.000	7	11	3	0	0	0	0	0	0	0	0	1	5	1	0	0	.083	
Mauer, J	.271	76	303	38	82	17	1	2	28	0	2	0	34	64	3	0	0	.342	
Morales, K	.229	33	131	10	30	10	0	1	18	0	2	0	5	22	0	0	0	.254	
RIGHT	.250	44	11	18	4	1	8	0	2	0	0	0	6	0	0	0	0		
LEFT	.218	87	19	25	6	0	10	0	0	0	5	1	16	0	0	1	0		
Nunez, E	.290	33	100	13	29	2	1	3	16	1	0	1	3	16	3	2	3	.317	
Parmelee, C	.271	45	140	14	38	6	0	4	16	0	1	1	6	35	0	3	1	.304	
Pinto, J	.222	43	135	19	30	4	0	7	16	0	2	1	20	36	0	0	5	.323	
Plouffe, T	.245	77	298	41	73	27	2	6	42	0	3	3	30	70	0	0	7	.317	
Polanco, J	.400	4	5	2	2	1	1	0	3	0	0	0	2	1	0	0	0	.571	
RIGHT	.000	0	0	0	0	0	0	0	0	0	1	0	0	0	0	0	0		
LEFT	.400	5	2	5	1	0	3	0	0	0	1	0	1	0	1	2	0		
Santana, D	.328	37	134	19	44	10	0	2	16	1	0	1	7	27	6	1	1	.366	
RIGHT	.406	32	13	20	4	1	5	0	0	0	5	0	10	1	0	1	0		
LEFT	.304	102	31	40	6	1	11	1	0	1	2	0	17	0	0	1	0		
Suzuki, K	.309	79	278	26	86	18	0	2	37	1	5	4	23	25	0	0	3	.365	
Willingham, J	.212	49	156	25	33	5	1	8	25	0	4	5	34	53	0	0	0	.362	
Correia, K	.200	19	5	0	1	1	0	0	1	0	0	0	0	1	0	0	3	.200	
Deduno, S	.000	20	4	0	0	0	0	0	0	0	0	0	0	4	0	0	1	.000	
Gibson, K	.250	18	4	0	1	0	0	0	0	0	0	0	0	2	0	0	0	.250	
Hughes, P	.000	19	6	0	0	0	0	0	0	0	0	0	0	4	0	0	0	.000	
Johnson, K	.000	2	1	0	0	0	0	0	0	0	0	0	0	1	0	0	0	.000	
Nolasco, R	.000	18	2	0	0	0	0	0	0	0	0	0	0	2	0	0	0	.000	
PITCHERS	.091	94	22	0	2	1	0	0	1	0	0	0	0	14	0	0	4	.091	
MINNESOTA	.248	94	3228	402	800	183	10	70	376	11	29	30	336	782	50	19	45	.322	
DH	.263	94	323	39	85	21	0	14	64	0	3	5	30	82	1	0	0	.332	
OPPONENTS	.273	94	3251	418	888	181	23	76	404	16	43	19	233	570	56	11	61	.321	
PITCHER	W	L	ERA	G	GS	CG	SH	SV	IP	H	R	ER	HR	HB	BB	SO	WP	BK	BAA
Burton, J	1	2	4.82	40	0	0	0	1	37.1	34	22	20	5	0	15	27	0	0	.236
Correia, K	5	11	4.61	19	19	0	0	0	109.1	129	60	56	11	5	26	50	2	0	.292
Darnell, L	0	0	0.00	1	0	0	0	0	3.0	0	0	0	0	0	0	1	0	0	.000
Deduno, S	2	5	4.37	20	8	0	0	0	70.0	69	35	34	5	6	30	53	4	3	.260
Duensing, B	2	2	2.52	36	0	0	0	0	35.2	34	10	10	3	1	13	21	1	0	.260
Fien, C	4	4	2.23	44	0	0	0	1	40.1	31	11	10	4	0	6	32	1	0	.215
Gibson, K	8	7	3.92	18	18	0	0	0	101.0	98	45	44	6	1	29	53	5	0	.251
Guerrier, M	0	1	2.67	25	0	0	0	0	27.0	25	8	8	1	1	7	12	3	0	.245
Hughes, P	10	5	3.92	19	19	1	0	0	121.2	136	54	53	9	1	11	108	1	0	.283
Johnson, K	0	1	5.40	2	2	0	0	0	8.1	12	5	5	2	0	6	8	1	0	.353
Nolasco, R	5	7	5.90	18	18	1	0	0	103.2	140	68	68	16	0	28	72	3	0	.330
Pelfrey, M	0	3	7.99	5	5	0	0	0	23.2	29	23	21	5	2	18	10	1	0	.305
Perkins, G	3	0	2.97	39	0	0	0	22	39.1	35	17	13	2	1	7	49	2	0	.230
Pino, Y	1	2	4.39	5	5	0	0	0	26.2	29	13	13	2	0	7	19	2	0	.279
Swarzak, A	1	0	4.50	29	0	0	0	0	46.0	48	25	23	1	0	16	25	0	1	.265
Thielbar, C	2	0	2.97	34	0	0	0	0	30.1	24	11	10	2	0	8	21	0	0	.231
Tonkin, M	0	0	5.84	15	0	0	0	0	12.1	15	11	8	2	1	6	9	0	0	.306
MINNESOTA	44	50	4.26	94	94	2	7	24	835.2	888	418	396	76	19	233	570	26	4	.273
OPPONENTS	50	44	3.81	94	94	1	7	23	843.1	800	402	357	70	30	336	782	47	3	.248

## TWINS IN AUGUST

PLAYER	AVG	G	AB	R	H	2B	3B	HR	RBI	SH	SF	HB	BB	SO	SB	CS	E	OBP
Arcia, O	.231	24	91	14	21	6	1	7	23	0	1	0	6	31	0	0	0	.276
Colabello, C	.250	3	8	1	2	0	0	0	1	0	0	0	2	2	0	0	1	.400
Dozier, B	.280	29	107	25	30	12	0	1	13	1	1	0	25	18	3	1	3	.414
Escobar, E	.274	25	84	9	23	7	1	1	3	1	0	1	5	23	0	0	2	.322
RIGHT	.391	23	9	15	3	1	2	0	0	0	2	0	5	1	0	0	0	
LEFT	.230	61	14	20	4	0	1	1	0	1	3	0	18	0	0	0	0	
Fryer, E	.229	10	35	6	8	2	0	1	2	0	0	1	2	4	1	0	0	.289
Mauer, J	.271	20	70	11	19	5	0	2	13	0	0	0	13	13	0	0	1	.386
Nunez, E	.265	14	34	7	9	3	0	0	3	1	0	0	1	5	4	1	1	.286
RIGHT	.265	34	9	12	3	0	3	1	0	0	1	0	5	0	0	2	0	
LEFT	.000	0	0	0	0	0	0	0	0	0	0	0	0	0	0	0	0	
Parmelee, C	.226	21	62	6	14	2	0	2	8	0	0	0	3	16	0	0	1	.262
Plouffe, T	.317	26	104	17	33	10	0	5	24	0	0	1	8	12	0	1	2	.372
Santana, D	.313	29	131	23	41	5	4	3	14	1	0	2	7	23	6	2	2	.357
RIGHT	.279	43	12	17	0	1	5	1	0	0	2	0	8	0	0	0	0	
LEFT	.330	88	29	46	5	2	9	0	0	2	5	0	15	1	0	0	0	
Schafer, J	.333	24	75	13	25	5	1	0	10	4	0	0	9	11	11	1	1	.405
Suzuki, K	.241	22	79	7	19	7	0	1	10	0	0	3	2	9	0	1	1	.286
Vargas, K	.309	29	123	17	38	7	0	4	24	0	2	2	4	36	0	0	2	.336
RIGHT	.255	51	13	17	4	0	9	0	1	1	1	0	16	0	0	0	0	
LEFT	.347	72	25	40	3	4	15	0	1	1	3	0	20	1	0	0	0	
Willingham, J	.156	8	32	3	5	0	0	0	1	3	0	0	1	2	11	0	0	.229
PITCHERS	.000	29	0	0	0	0	0	0	0	0	0	0	0	0	0	0	4	.000
MINNESOTA	.277	29	1035	159	287	71	7	28	151	8	4	11	89	214	25	7	21	.340
DH	.292	29	120	21	35	5	0	4	20	0	1	2	8	35	1	0	0	.344
OPPONENTS	.296	29	1033	163	306	47	10	33	157	4	3	18	86	195	21	5	19	.360

PITCHER	W	L	ERA	G	GS	CG	SH	SV	IP	H	R	ER	HR	HB	BB	SO	WP	BK	BAA
Burton, J	0	1	3.75	12	0	0	0	0	12.0	13	5	5	0	1	4	9	1	0	.289
Correia, K	0	0	4.50	1	1	0	0	0	6.0	5	3	3	0	0	1	3	0	0	.217
Darnell, L	0	0	9.00	1	1	0	0	0	4.0	5	4	4	0	1	4	4	0	0	.294
Deduno, S	0	0	6.43	7	0	0	0	0	14.0	14	10	10	4	3	7	13	2	0	.255
Duensing, B	1	1	8.31	13	0	0	0	0	8.2	13	8	8	3	0	7	3	0	0	.351
Fien, C	0	1	8.10	13	0	0	0	0	10.0	15	9	9	0	0	2	9	0	0	.341
Gibson, K	2	2	5.19	6	6	0	0	0	34.2	37	21	20	2	1	15	28	5	0	.268
Hughes, P	4	1	2.06	5	5	0	0	0	35.0	30	8	8	2	2	2	34	0	0	.227
May, T	0	4	10.42	5	4	0	0	0	19.0	30	23	22	2	2	14	15	1	0	.366
Milone, T	0	1	7.94	4	4	0	0	0	17.0	31	18	15	3	1	7	9	0	0	.378
Nolasco, R	0	3	6.20	4	4	0	0	0	24.2	30	17	17	3	5	5	17	1	0	.309
Perkins, G	0	1	2.45	12	0	0	0	6	11.0	10	3	3	1	1	1	9	1	0	.244
Pino, Y	1	2	6.33	4	4	0	0	0	21.1	26	18	15	5	0	6	20	0	0	.292
Pressly, R	2	0	3.00	11	0	0	0	0	12.0	11	4	4	3	1	6	8	1	0	.239
Swarzak, A	1	1	5.40	11	0	0	0	0	13.1	19	8	8	4	0	2	9	0	0	.328
Thielbar, C	0	0	4.00	12	0	0	0	0	9.0	16	4	4	1	0	3	4	0	0	.372
Thompson, A	0	0	0.00	1	0	0	0	0	1.1	1	0	0	0	0	0	1	0	0	.250
MINNESOTA	11	18	5.51	29	29	0	0	6	253.0	306	163	155	33	18	86	195	12	0	.296
OPPONENTS	18	11	5.20	29	29	1	2	9	258.0	287	159	149	28	11	89	214	10	1	.277

## TWINS STARTERS IN 2014

Pitcher	Last Start	Dec.	Starts	QS	Team Rec.	Run Supp.	RS Avg.
Nolasco	9/27 at DET (6.0-5-2-2-2-6-1)	W	27	10	10-17	86	4.87
Correia	8/6 vs. SD (6.0-5-3-3-1-3-0)	ND	23	13	6-16	49	3.58
Hughes	9/24 vs. ARI (8.0-5-1-1-0-5-0)	W	32	20	20-12	96	4.12
Gibson	9/28 at DET (7.1-4-3-3-3-6-1)	L	31	15	14-17	106	5.32
Pelfrey	5/1 (1) vs. LAD (4.0-7-5-5-3-2-0)	L	5	0	2-3	10	3.80
Johnson	7/21 vs. CLE (5.0-5-2-2-3-4-0)	ND	3	0	1-2	5	3.38
Deduno	6/14 at DET (2.2-7-7-7-2-3-2)	L	8	2	3-5	16	3.72
Pino	8/23(1) vs. DET (5.0-6-4-1-2-6-0)	W	11	3	6-5	24	3.58
Swarzak	9/26 at DET (4.1-7-3-3-1-1-0)	ND	4	0	2-2	9	4.50
Darnell	9/13(2) at CWS (4.1-7-4-3-2-5-2)	ND	4	0	0-4	12	6.00
May	9/25 at DET (6.0-5-3-3-1-7-2)	L	9	2	3-7	26	5.12
Milone	9/2 vs. CWS (3.2-5-3-3-4-3-1)	ND	21	11	12-9	61	4.69

# TWINS IN SEPTEMBER

PLAYER	AVG	G	AB	R	H	2B	3B	HR	RBI	SH	SF	HB	BB	SO	SB	CS	E	OBP
Arcia, O	.263	23	80	9	21	2	0	6	14	0	0	0	8	27	0	0	2	.330
Bernier, D	.286	7	7	2	2	0	0	0	0	0	0	1	2	2	0	0	0	.444
RIGHT	.286	7	2	2	0	0	0	0	0	1	1	0	2	0	0	1	0	
LEFT	.000	0	0	0	0	0	0	0	0	0	0	0	0	0	0	0	0	
Dozier, B	.235	23	85	15	20	2	1	3	10	1	1	2	10	21	1	0	3	.327
Escobar, E	.293	19	58	10	17	2	1	2	13	1	1	1	9	0	0	0	2	.311
RIGHT	.476	21	10	15	2	1	8	0	0	1	0	0	2	1	1	0	0	
LEFT	.189	37	7	12	0	1	5	1	1	0	1	0	7	0	0	0	0	
Fryer, E	.222	4	9	2	2	1	0	0	2	0	0	0	0	3	0	0	0	.222
Herrmann, C	.303	15	33	5	10	3	0	0	3	0	0	0	1	7	1	0	0	.324
Hicks, A	.250	21	60	6	15	3	0	0	9	0	0	0	9	14	2	2	1	.348
RIGHT	.259	27	7	10	3	0	3	0	0	0	5	0	10	0	0	0	0	
LEFT	.242	33	8	8	0	0	6	0	0	0	4	0	4	0	0	0	0	
Mauer, J	.305	24	82	11	25	5	1	0	14	0	0	1	13	19	0	0	2	.406
Nunez, E	.243	15	37	5	9	2	2	1	5	1	0	0	0	5	1	0	2	.243
RIGHT	.243	37	9	18	2	1	5	1	0	0	0	0	5	0	0	3	0	
LEFT	.000	0	0	0	0	0	0	0	0	0	0	0	0	0	0	0	0	
Parmelee, C	.286	12	28	4	8	2	0	1	4	0	0	1	1	9	0	0	0	.333
Pinto, J	.206	14	34	6	7	4	0	0	2	0	1	0	4	14	0	1	0	.282
Plouffe, T	.282	21	71	9	20	1	0	2	11	0	2	0	12	15	1	0	4	.376
Santana, D	.337	23	92	20	31	10	1	0	4	0	0	0	3	30	8	0	1	.358
RIGHT	.333	30	10	15	3	0	1	0	0	0	0	0	12	1	0	0	0	
LEFT	.339	62	21	28	7	0	3	0	0	0	3	0	18	0	0	1	0	
Schafer, J	.218	17	55	4	12	0	0	1	3	1	0	0	3	17	4	4	1	.259
Suzuki, K	.258	19	66	4	17	7	0	0	9	0	1	1	3	8	0	0	0	.296
Vargas, K	.228	24	92	9	21	3	1	5	14	0	2	1	8	27	0	0	1	.291
RIGHT	.195	41	8	12	1	1	5	0	0	0	6	2	12	0	0	0	0	
LEFT	.255	51	13	29	2	4	9	0	2	1	2	0	15	1	0	0	0	
PITCHERS	.000	26	0	0	0	0	0	0	0	0	0	0	0	0	0	0	0	.000
MINNESOTA	.267	26	889	121	237	47	7	21	117	4	8	8	77	227	18	7	19	.328
DH	.260	26	100	13	26	2	2	4	15	0	1	1	8	29	0	0	0	.318
OPPONENT	.283	26	927	134	262	59	4	30	129	4	12	5	62	178	14	4	8	.327

PITCHER	W	L	ERA	G	GS	CG	SH	SV	IP	H	R	ER	HR	HB	BB	SO	WP	BK	BAA
Achter, A	1	0	3.27	7	0	0	0	0	11.0	14	7	4	2	0	3	5	0	0	.304
Burton, J	1	2	4.82	10	0	0	0	2	9.1	7	6	5	0	1	5	5	0	0	.206
Darnell, L	0	1	6.00	4	2	0	0	0	12.0	15	9	8	4	0	4	10	0	0	.300
Duensing, B	0	0	3.18	8	0	0	0	0	5.2	5	2	2	0	0	0	4	1	0	.208
Fien, C	0	1	8.59	10	0	0	0	0	7.1	11	7	7	2	0	1	6	0	0	.344
Gibson, K	2	2	5.64	5	5	0	0	0	30.1	32	19	19	3	0	10	18	1	0	.276
Hughes, P	2	1	2.68	5	5	0	0	0	37.0	33	16	11	4	2	1	34	0	0	.228
May, T	3	2	6.08	5	5	0	0	0	26.2	29	18	18	5	0	8	29	2	0	.274
Milone, T	0	0	5.79	2	1	0	0	0	4.2	6	3	3	1	0	4	5	0	0	.300
Nolasco, R	1	2	2.93	5	5	0	0	0	30.2	33	11	10	3	0	5	26	1	0	.270
Olivero, L	0	1	7.11	7	0	0	0	0	6.1	6	5	5	2	0	3	5	2	0	.261
Perkins, G	1	2	13.50	6	0	0	0	2	5.1	9	8	8	4	0	2	1	0	0	.409
Pressly, R	0	0	3.60	10	0	0	0	0	10.0	14	4	4	0	0	1	4	0	0	.359
Swarzak, A	0	1	5.68	7	3	0	0	0	19.0	29	14	12	0	0	9	9	0	1	.345
Thielbar, C	0	0	2.70	4	0	0	0	0	3.1	4	1	1	0	1	4	5	0	0	.286
Thompson, A	0	0	3.00	6	0	0	0	0	6.0	7	2	2	0	0	2	5	0	0	.292
Tonkin, M	0	0	2.70	10	0	0	0	0	6.2	8	2	2	0	1	0	7	1	0	.308
MINNESOTA	11	15	4.63	26	26	0	26	4	231.1	262	134	119	30	5	62	7	8	1	.283
OPPONENTS	15	11	4.54	26	26	0	26	9	232.0	237	121	117	21	8	77	10	4	1	.267

## STARTS BY POSITION

## STARTS BY BATTING ORDER

	C	1B	2B	SS	3B	LF	CF	RF	DH	1	2	3	4	5	6	7	8	9
Arcia								97	1				6	40	42	10		
Bernier			1	1														2
Dozier			155							69	81	5						
Escobar			6	86	23	1	1				4					23	54	36
Fryer	21															1	19	2
Herrmann						9		6			1				2	4	7	
Hicks						3	53	3								2	44	13
Mauer		99							18		48	71						
Nunez				17	12	10		1	5	2	8			1	7	13	8	4
Parmelee		17				14	1	28				8	7	4	9	23	9	
Pinto		26							21					12	19	12	4	
Plouffe					127				8			65	7	31	23	9		
Santana				31			62		2	82						1	2	11
Schafer						29	8	1		3								34
Suzuki		115							4		13	3	2	11	35	52	3	
Vargas		12							41				48	3	2			
Others		34		27		96	37	26	51	6	7	10	92	60	23	12	12	60

# TWINNS POST-ALL-STAR BREAK

PLAYER	AVG	G	AB	R	H	2B	3B	HR	RBI	SH	SF	HB	BB	SO	SB	CS	E	OBP
Arcia, O	.239	57	205	28	49	10	1	15	39	0	1	0	15	71	0	0	3	.290
Bernier, D	.286	7	7	2	2	0	0	0	0	0	0	1	1	2	0	0	0	.444
RIGHT	.286	7	2	2	0	0	0	0	0	1	1	0	2	0	0	1	0	
LEFT	.000	0	0	0	0	0	0	0	0	0	0	0	0	0	0	0	0	
Colabello, C	.147	11	34	1	5	0	0	0	3	0	0	0	3	10	0	0	1	.216
Dozier, B	.244	64	238	43	58	17	1	5	26	2	2	4	37	50	5	2	8	.352
Escobar, E	.281	55	178	21	50	10	2	3	16	2	1	2	8	36	0	0	5	.317
RIGHT	.379	58	22	33	5	2	10	0	0	1	2	0	8	1	0	0	0	
LEFT	.233	120	28	40	5	1	6	2	1	1	6	0	28	0	0	0	0	
Fryer, E	.226	19	53	9	12	4	0	1	4	0	0	1	5	9	1	0	1	.305
Fuld, S	.222	10	27	0	6	0	0	0	4	2	0	0	7	5	2	1	0	.382
Herrmann, C	.303	15	33	5	10	3	0	0	3	0	0	0	1	7	1	0	0	.324
Hicks, A	.250	21	60	6	15	3	0	0	9	0	0	0	9	14	2	2	1	.348
RIGHT	.259	27	7	10	3	0	3	0	0	0	5	0	10	0	0	0	0	
LEFT	.242	33	8	8	0	0	6	0	0	0	4	0	4	0	0	0	0	
Mauer, J	.289	44	152	22	44	10	1	2	27	0	0	1	26	32	0	0	3	.397
Morales, K	.212	65	236	18	50	10	0	7	24	0	2	3	22	46	0	0	0	.285
MIN	.261	6	23	2	6	1	0	0	0	0	0	0	1	5	0	0	0	.292
RIGHT	.250	8	2	2	0	0	0	0	0	0	0	0	1	0	0	0	0	
LEFT	.267	15	4	5	1	0	0	0	0	0	1	0	4	0	0	0	0	
Nunez, E	.212	39	104	13	22	5	3	1	8	2	0	0	2	15	6	1	4	.226
RIGHT	.212	104	22	36	5	1	8	2	0	0	2	0	15	0	0	7	0	
LEFT	.000	0	0	0	0	0	0	0	0	0	0	0	0	0	0	0	0	
Parmelee, C	.236	42	110	13	26	5	0	3	12	0	0	1	11	29	0	0	1	.311
Pinto, J	.206	14	34	6	7	4	0	0	2	0	1	0	4	14	0	1	0	.282
Plouffe, T	.275	59	222	28	61	13	0	8	38	0	2	1	23	39	2	1	7	.343
Polanco, J	.000	1	1	0	0	0	0	0	0	0	0	0	0	1	0	0	0	.000
Santana, D	.314	64	271	51	85	17	7	5	24	1	1	2	12	71	14	3	5	.346
RIGHT	.264	91	24	35	4	1	6	1	0	0	2	0	32	0	0	0	0	
LEFT	.339	180	61	96	13	4	18	0	1	2	10	0	39	1	0	1	0	
Schafer, J	.285	41	130	17	37	5	1	1	13	5	0	0	12	28	15	5	2	.345
Suzuki, K	.253	52	174	11	44	16	0	1	24	0	2	5	11	21	0	1	1	.313
Vargas, K	.274	53	215	26	59	10	1	9	38	0	4	3	12	63	0	0	3	.316
RIGHT	.228	92	21	29	5	1	14	0	1	1	7	2	28	0	0	0	0	
LEFT	.309	123	38	69	5	8	24	0	3	2	5	0	35	1	0	0	0	
Willingham, J	.206	19	68	9	14	0	0	4	9	0	1	2	8	25	1	0	0	.304
PITCHERS	.000	68	0	0	0	0	0	0	0	0	0	0	0	0	0	0	7	.000
MINNESOTA	.262	68	2339	313	612	133	17	58	299	14	15	23	208	547	49	17	52	.326
DH	.259	68	266	39	69	7	2	10	37	0	2	3	22	80	3	0	0	.321
OPPONENT	.290	68	2414	359	700	138	15	71	345	14	20	26	175	461	44	11	35	.342

PITCHER	W	L	ERA	G	GS	C6	SHO	SV	IP	H	R	ER	HR	HB	BB	SO	WP	BK	BAA
Achter, A	1	0	3.27	7	0	0	0	0	11.0	14	7	4	2	0	3	5	0	0	.304
Burton, J	2	3	3.71	28	0	0	0	2	26.2	24	12	11	1	3	10	19	1	0	.247
Correia, K	0	2	6.75	4	4	0	0	0	20.0	28	16	15	2	0	6	11	1	1	.322
Darnell, L	0	2	8.14	6	4	0	0	0	21.0	31	20	19	5	1	8	21	0	0	.337
Deduno, S	0	0	5.32	10	0	0	4	0	22.0	23	14	13	4	4	11	0	4	0	.264
Duensing, B	1	1	4.82	26	0	0	0	0	18.2	18	10	10	3	0	7	12	1	0	.243
Fien, C	1	2	7.04	29	0	0	0	0	23.0	33	18	18	3	0	4	19	1	0	.330
Gibson, K	5	5	5.17	13	13	0	0	0	78.1	80	46	45	6	1	28	54	6	0	.266
Guerrier, M	0	0	36.00	2	0	0	0	0	1.0	5	4	4	0	0	3	0	0	0	.625
Hughes, P	6	5	2.97	13	13	0	0	0	88.0	85	34	29	7	4	5	78	0	0	.248
Johnson, K	0	0	3.60	1	1	0	0	0	5.0	5	2	2	0	0	3	4	0	0	.250
May, T	3	6	7.88	10	9	0	0	0	45.2	59	41	40	7	2	22	44	3	0	.314
Milone, T	0	1	7.06	6	5	0	0	0	21.2	37	21	17	4	1	11	14	0	0	.363
Nolasco, R	1	5	4.39	9	9	0	0	0	55.1	63	28	27	6	5	10	43	2	0	.288
Oliveros, L	0	1	7.11	7	0	0	0	0	6.1	6	5	5	2	0	3	5	2	0	.261
Perkins, G	1	3	4.84	24	0	0	0	12	22.1	27	12	12	5	1	4	17	1	0	.307
Pino, Y	1	3	5.61	6	6	0	0	0	33.2	37	24	21	6	1	7	31	0	0	.278
Pressly, R	2	0	2.86	25	0	0	0	0	28.1	30	10	9	3	1	8	14	1	0	.278
Swarzak, A	2	2	4.73	21	4	0	0	0	40.0	52	23	21	4	0	12	22	0	1	.313
Thielbar, C	0	1	4.15	20	0	0	0	0	17.1	27	8	8	1	1	8	14	0	0	.346
Thompson, A	0	0	2.45	7	0	0	0	0	7.1	8	2	2	0	0	2	6	0	0	.286
Tonkin, M	0	0	2.70	10	0	0	0	0	6.2	8	2	2	0	1	0	7	1	0	.308
MINNESOTA	26	42	4.99	68	68	0	68	14	599.1	700	359	332	71	26	175	14	24	2	.290
OPPONENTS	42	26	4.40	68	68	1	67	23	604.0	612	313	295	58	23	208	15	21	2	.262

## 2014 WALK-OFF VICTORIES

DATE	OPPONENT	SCORE	NOTES
May 13	vs. Red Sox	8-6	Parmelee two-run home run with two outs in bottom 9th.
May 15	vs. Red Sox	4-3 (10 inn)	Hicks one-run single with two outs in bottom 10th.
May 27	vs. Rangers	4-3	Santana reached E1 scoring Nunez with two outs in bottom 9th.
June 20	vs. White Sox	5-4	Dozier one-run single with two outs in bottom 9th.
July 5	vs. Yankees	2-1 (11 inn)	Plouffe hits come-backer with bases loaded, Thornton gets out at home, Cervelli attempts DP at first and commits throwing error in bottom 11th.
September 16	vs. Tigers	4-3	Hicks infield single scoring Herrmann from third base with two outs in bottom 9th.
September 19	vs. Indians	5-4	Plouffe one-run single with one out in bottom 10th.

# 2014 MAJOR LEAGUE ATTENDANCE SUMMARY

## AMERICAN LEAGUE

CLUB	TOTAL	HOME	DATES	G	SEASON HIGH		TOTAL	ROAD	DATES
		AVERAGE			TOTAL	DATE		AVERAGE	
NEW YORK	3,401,624	42,520	80	(81)	48,613	9/25	2,876,501	35,512	81
LOS ANGELES	3,095,935	38,221	81	(81)	44,561	8/07	2,253,991	28,175	80
BOSTON	2,956,089	36,495	81	(81)	38,275	7/29	2,581,250	31,867	81
DETROIT	2,917,209	36,015	81	(81)	45,068	3/31	2,332,847	28,801	81
TEXAS	2,718,733	33,565	81	(81)	49,031	3/31	2,199,597	27,156	81
BALTIMORE	2,464,473	30,806	80	(81)	46,685	3/31	2,403,390	29,671	81
TORONTO	2,375,525	29,327	81	(81)	48,197	4/04	2,406,394	29,709	81
<b>MINNESOTA</b>	<b>2,250,606</b>	<b>27,785</b>	<b>81</b>	<b>(81)</b>	<b>36,952</b>	<b>7/04</b>	<b>2,128,518</b>	<b>26,943</b>	<b>79</b>
SEATTLE	2,064,334	25,486	81	(81)	45,661	4/08	2,252,704	28,159	80
OAKLAND	2,003,628	25,045	80	(81)	36,067	3/31	2,329,345	28,757	81
KANSAS CITY	1,956,482	24,154	81	(81)	40,103	4/04	2,176,712	26,873	81
HOUSTON	1,751,829	21,628	81	(81)	42,117	4/01	2,202,540	27,192	81
CHICAGO	1,650,821	20,896	79	(81)	39,142	5/25	2,310,057	28,519	81
TAMPA BAY	1,446,464	17,858	81	(81)	31,042	3/31	2,323,500	28,685	81
CLEVELAND	1,437,393	18,428	78	(81)	41,274	4/04	2,357,690	29,107	81
<b>TOTALS</b>	<b>34,491,145</b>	<b>28,576</b>	<b>1207</b>	<b>(1215)</b>			<b>35,135,036</b>	<b>29,013</b>	<b>1211</b>


## NATIONAL LEAGUE

CLUB	TOTAL	HOME	DATES	G	SEASON HIGH		TOTAL	ROAD	DATES
		AVERAGE			TOTAL	DATE		AVERAGE	
LOS ANGELES	3,782,337	46,696	81	(81)	53,500	9/22	2,740,259	33,830	81
ST. LOUIS	3,540,649	43,712	81	(81)	47,492	4/07	2,593,821	32,022	81
SAN FRANCISCO	3,368,697	41,589	81	(81)	42,890	4/17	2,667,841	32,936	81
MILWAUKEE	2,797,384	34,536	81	(81)	45,691	3/31	2,618,616	32,329	81
COLORADO	2,680,329	33,090	81	(81)	49,130	4/04	2,564,425	31,660	81
CHICAGO	2,652,113	32,742	81	(81)	41,927	7/26	2,680,806	33,096	81
WASHINGTON	2,579,389	31,844	81	(81)	42,834	4/04	2,419,021	29,864	81
CINCINNATI	2,476,664	30,576	81	(81)	43,134	3/31	2,603,406	32,141	81
PITTSBURGH	2,442,564	30,155	81	(81)	39,833	3/31	2,631,993	33,316	79
PHILADELPHIA	2,423,852	29,924	81	(81)	45,061	4/08	2,522,069	31,137	81
ATLANTA	2,354,305	29,065	81	(81)	48,815	7/04	2,495,133	30,804	81
SAN DIEGO	2,195,373	27,103	81	(81)	45,567	3/30	2,630,224	32,878	80
NEW YORK	2,148,808	26,860	80	(81)	42,442	3/31	2,609,590	32,217	81
ARIZONA	2,073,730	25,602	81	(81)	48,541	3/31	2,487,055	31,482	79
MIAMI	1,732,283	21,386	81	(81)	37,116	3/31	2,340,327	28,893	81
<b>TOTALS</b>	<b>39,248,477</b>	<b>32,330</b>	<b>1214</b>	<b>(1215)</b>			<b>38,604,586</b>	<b>31,905</b>	<b>1210</b>
<b>GRAND TOTALS</b>	<b>73,739,622</b>	<b>30,458</b>	<b>2421</b>	<b>(2430)</b>			<b>73,739,622</b>	<b>30,458</b>	<b>2421</b>

Major League attendance numbers are unofficial

## TARGET FIELD ATTENDANCE

- Through the first five seasons at Target Field, the Twins have drawn 13,896,351 total fans in 405 home games (3,223,640 in 2010; 3,168,107 in 2011; 2,776,354 in 2012; 2,477,644 in 2013; and 2,250,606 in 2014), averaging 34,312 fans per opening.



2014  
**ALL★STAR**  
**GAME**



**OPPONENTS**

# MAJOR LEAGUE BASEBALL



245 Park Avenue  
New York, NY 10167  
(212) 931-7800  
FAX: (212) 949-5654  
www.MLB.com



## OFFICE OF THE COMMISSIONER

Allan H. (Bud) Selig	Commissioner of Baseball
Rob Manfred (will succeed Selig as the Commissioner of Baseball beginning Jan. 2015)	Chief Operating Officer
Tim Brosnan	Executive Vice President, Business
Jonathan Mariner	Executive Vice President & Chief Financial Officer
John McHale, Jr.	Executive Vice President, Administration & Chief Information Officer
Joe Torre	Executive Vice President, Baseball Operations
Frank Robinson	Executive Vice President, Baseball Development
Dan Halem	Executive Vice President, Labor Relations
Pat Courtney	Senior Vice President, Public Relations
Phyllis Merhige	Senior Vice President, Club Relations
Katy Feeney	Senior Vice President, Scheduling and Club Relations
Joe Garagiola, Jr.	Senior Vice President, Standards & On-Field Operations
Kim Ng	Senior Vice President, Baseball Operations
Chris Tully	Senior Vice President, Broadcasting
Peter Woodfork	Senior Vice President, Baseball Operations
Bernadette McDonald	Vice President, Broadcasting Operations
Lou Melendez	Vice President, International Baseball Operations
Matt Bourne	Vice President, Business Public Relations
Mike Teevan	Vice President, Public Relations

## BROADCASTING

Susanne Hilgefort	Senior Director, Broadcasting Business Affairs
Chuck Torres	Director, Broadcasting Administration & Operations
Dewey Gong	Manager, Broadcasting Operations

## CLUB RELATIONS

Angie Cintron	Senior Administrative Assistant, Club Relations
Bennett Shields	Coordinator, Scheduling & Club Relations
Ian Johns	Administrator, Club Relations
Ana Cruz	Administrative Assistant, Club Relations

## PUBLIC RELATIONS (212) 931-7878 • FAX (212) 949-5654

John Blundell	Senior Director, Media Relations
Jeff Heckelman	Director, Business Public Relations
Donald Muller	Director, Media Relations
Dan Queen	Director, Business Public Relations
Steven Arocho	Manager, Business Public Relations
Lauren Verrusio	Manager, Business Public Relations
Sarah Leer	Coordinator, Business Public Relations
David Hochman	Specialist, Business Public Relations
Lydia Panayotidis	Specialist, Media Relations
Jennifer Zudonyi	Specialist, Business Public Relations
Ginger Dillon	Senior Administrative Assistant, Public Relations

## BASEBALL OPERATIONS

Roy Krasik	Senior Director, Major League Operations
Frank Marcos	Senior Director, Major League Scouting Bureau
Randy Marsh	Director, Major League Umpires
Rich Rieker	Director, Umpire Development
Matt McKendry	Director, Umpire Administration
Mark A. Letendre	Director, Umpire Medical Services



# BALTIMORE ORIOLES

333 West Camden St., Baltimore, MD 21201  
1-888-848-BIRD, P.R. FAX: (410) 547-6272

**Stadium (Capacity)**..... Oriole Park at Camden Yards (45,971)  
**Dimensions (L-C-R)**..... 333-400-318

**Chairman of the Board/CEO**..... Peter Angelos  
**Executive Vice President, Baseball Operations**..... Dan Duquette  
**Field Manager**..... Buck Showalter  
**Manager, Public Relations**..... Jeff Lantz  
**Coordinator, Baseball Information**..... Jay Moskowitz

**2014 Record**..... 96-66, First place AL East

## 2014 Twins vs. Baltimore

5/2	BAL	L	0-3	8/30	at BAL	L	2-3
5/3	BAL	W	6-1	8/31	at BAL	L	8-12
5/4	BAL	W	5-2	9/1	at BAL	L	6-4
8/29	at BAL	L	1-9				

<b>Last Minnesota Sweep</b>	<b>at MIN</b>	<b>at BAL</b>
3-Game	April 2-4, 2007	July 22-24, 1996
4-Game	Never	8/23-26/07

<b>Last Baltimore Sweep</b>	<b>at MIN</b>	<b>at BAL</b>
3-Game	9/7-9/99	4/6-4/8/12
4-Game	08/22-25/11	7/1-3/66

## SERIES RESULTS, LAST 20 YEARS

YEAR	HOME	ROAD	TOTALS
1995	4-2	2-1	6-3
1996	1-5	4-2	5-7
1997	1-5	0-5	1-10
1998	2-3	1-4	3-7
1999	0-3	1-5	1-8
2000	2-4	1-2	3-6
2001	2-1	1-2	3-3
2002	1-2	0-3	1-5
2003	2-1	2-2	4-3
2004	1-2	4-2	5-4
2005	2-1	1-2	3-3
2006	2-1	4-2	6-3
2007	3-0	4-0	7-0
2008	1-2	2-1	3-3
2009	2-1	0-2	2-3
2010	2-2	3-1	5-3
2011	0-4	2-2	2-6
2012	2-2	0-3	2-5
2013	1-2	2-1	3-3
2014	2-1	1-3	3-4
<b>TOTALS</b>	<b>148-152</b>	<b>128-172</b>	<b>276-324</b>

**Won-Lost Record at Stadium**  
Metropolitan Stadium (1961-1981)..... 68-77  
Metrodome (1982-2009)..... 73-64  
Target Field (2010-present)..... 7-11  
Memorial Stadium (1961-1991)..... 88-117  
Oriole Park/Camden Yards (1992-present)..... 40-55



4 Yawkey Way, Boston, MA 02215  
(617) 226-6000, P.R. FAX: (617) 226-6740

**Stadium (Capacity)**..... Fenway Park (37,493 - Night, 37,065 - Day)  
**Dimensions (L-C-R)**..... 310-390-302

**Principal Owner**..... John Henry  
**Chairman**..... Tom Werner  
**President/Chief Executive Officer**..... Larry Lucchino  
**Executive Vice President/General Manager**..... Ben Cherington  
**Field Manager**..... John Farrell  
**Director, Media Relations**..... Kevin Gregg  
**Manager, Media Relations & Baseball Information**..... Jon Shestakofsky  
**Manager, Media Relations**..... Abby DiCiccio

**2014 Record**..... 71-91, Fifth place AL East

## 2014 Twins vs. Boston

5/13	BOS	W	8-6	6/16	at BOS	L	0-1
5/14	BOS	L	4-9	6/17	at BOS	L	1-2
5/15	BOS	W	4-3	6/18	at BOS	L	1-2

<b>Last Minnesota Sweep</b>	<b>at MIN</b>	<b>at BOS</b>
3-Game	June 13-15, 2006	June 13-15, 1994
4-Game	August 1-4, 1966	July 18-21, 1991

<b>Last Boston Sweep</b>	<b>at MIN</b>	<b>at BOS</b>
3-Game	May 17-19, 2013	June 16-18
4-Game	July 3-6, 2000	August 14-17, 1997

## SERIES RESULTS, LAST 20 YEARS

YEAR	HOME	ROAD	TOTALS
1995	2-2	2-3	4-5
1996	4-2	2-4	6-6
1997	2-3	1-5	3-8
1998	3-2	3-3	6-5
1999	3-3	1-3	4-6
2000	0-4	2-4	2-8
2001	2-1	1-2	3-3
2002	2-1	1-2	3-3
2003	2-1	2-1	4-2
2004	2-1	2-1	4-2
2005	2-1	0-3	2-4
2006	3-0	2-1	5-1
2007	1-2	2-2	3-4
2008	3-1	0-3	3-4
2009	2-2	0-2	2-4
2010	2-1	0-2	2-3
2011	1-2	1-3	2-5
2012	0-3	3-1	3-4
2013	0-3	3-1	3-4
2014	2-1	0-3	2-4
<b>TOTALS</b>	<b>172-126</b>	<b>126-172</b>	<b>298-298</b>

**Won-Lost Record at Stadium**  
Metropolitan Stadium (1961-1981)..... 87-58  
Metrodome (1982-2009)..... 80-58  
Target Field (2010-present)..... 5-10  
Fenway Park (1961-present)..... 126-172



# CHICAGO WHITE SOX

333 West 35th St., Chicago, IL 60616  
(312) 674-1000, P.R. FAX: (312) 674-5847

Stadium (Capacity)..... U.S. Cellular Field (40,615)  
Dimensions (L-C-R)..... 330-400-335

Chairman..... Jerry Reinsdorf  
Senior Vice President, General Manager..... Rick Hahn  
Field Manager..... Robin Ventura  
Director, Media Relations..... Bob Beghtol  
Manager, Media Relations..... Ray Garcia

2014 Record..... 73-89, Fourth place AL Central

## 2014 Twins vs. Chicago

3/31 at CWS L 3-5	7/27 CWS W 4-3
4/2 at CWS L 6-7	8/1 at CWS L 8-10
4/3 at CWS W 10-9	8/2 at CWS W 8-6
6/19 CWS W 4-2	8/3 at CWS W 16-3
6/20 CWS W 5-4	9/2 CWS L 3-6
6/21 CWS W 4-3	9/3 CWS W 11-4
6/22 CWS W 6-5	9/13 (1) at CWS L 1-5
7/24 CWS L 2-5	9/13 (2) at CWS L 6-7
7/25 CWS L 5-9	9/14 at CWS W 6-4
7/26 CWS L 0-7	

Last Minnesota Sweep at MIN at CWS  
3-Game June 18-20, 2013 September 14-16, 2010  
4-Game June 19-22, 2014 June 22-24, 1979  
Last Chicago Sweep at MIN at CWS  
3-Game September 14-16, 2012 July 23-25, 2012  
4-Game Never June 6-9, 2008

## SERIES RESULTS, LAST 20 YEARS

YEAR	HOME	ROAD	TOTALS
1995	2-5	1-5	3-10
1996	4-2	3-4	7-6
1997	3-3	3-3	6-6
1998	3-3	3-3	6-6
1999	2-4	1-4-1	3-8-1
2000	2-4	3-3	5-7
2001	7-2	7-3	14-5
2002	7-3	4-5	11-8
2003	7-2	3-7	10-9
2004	4-6	6-3	10-9
2005	3-6	4-5	7-11
2006	5-5	5-4	10-9
2007	5-4	4-5	9-9
2008	8-1	2-8	10-9
2009	7-2	5-4	12-6
2010	6-3	7-2	13-5
2011	3-6	6-3	9-9
2012	2-7	2-7	4-14
2013	5-5	6-3	11-8
2014	6-4	4-5	10-9
<b>TOTALS</b>	<b>237-184</b>	<b>204-216-1</b>	<b>441-340-3</b>

## Won-Lost Record at Stadium

Metropolitan Stadium (1961-1981)..... 101-70-2  
Metrodome (1982-2009)..... 114-89  
Target Field (2010-present)..... 22-25  
Comiskey Park (1961-1990)..... 119-114  
U.S. Cellular Field (1991-present)..... 85-102-1



# CLEVELAND INDIANS

2401 Ontario St., Cleveland, OH 44115  
(216) 420-4200, P.R. FAX: (216) 420-4430

Stadium (Capacity)..... Progressive Field (42,404)  
Dimensions (L-C-R)..... 325-405-325

Chairman/CEO..... Paul J. Dolan  
President..... Mark Shapiro  
Executive Vice President, General Manager..... Chris Antonetti  
Field Manager..... Terry Francona  
Director, Baseball Information..... Bart Swain  
Asst. Director, Baseball Information..... Court Berry-Tripp

2014 Record..... 85-77, Third place AL Central

## 2014 Twins vs. Cleveland

4/4 at CLE L 6-7	8/19 CLE L 5-7
4/5 at CLE W 10-9	8/20 CLE L 0-5
4/6 at CLE W 10-7	8/21 CLE W 4-1
5/5 at CLE W 1-0	9/9 at CLE W 4-3
5/6 at CLE L 2-4	9/11 (1) at CLE L 2-8
5/7 at CLE L 3-4	9/11 (2) at CLE L 0-2
5/8 at CLE L 4-9	9/19 CLE W 5-4
7/21 CLE W 4-3	9/20 CLE L 3-7
7/22 CLE L 2-8	9/21 CLE L 2-7
7/23 CLE W 3-1	

Last Minnesota Sweep at MIN at CLE  
3-Game July 27-29, 2012 June 14-16, 1991  
4-Game June 7-10, 1991 Never  
Last Cleveland Sweep at MIN at CLE  
3-Game September 16-18, 2011 September 15-1, 2008  
4-Game September 26-29, 2013 April 8-11, 2002

## SERIES RESULTS, LAST 20 YEARS

YEAR	HOME	ROAD	TOTALS
1995	2-5	2-4	4-9
1996	2-4	1-6	3-10
1997	1-5	3-3	4-8
1998	4-2	2-4	6-6
1999	1-5	2-4	3-9
2000	4-2	4-3	8-5
2001	3-7	2-7	5-14
2002	7-2	4-6	11-8
2003	4-6	6-3	10-9
2004	7-2	5-5	12-7
2005	5-4	4-6	9-10
2006	6-3	5-5	11-8
2007	2-7	2-7	4-14
2008	7-2	3-6	10-8
2009	6-3	4-5	10-8
2010	6-3	6-3	12-6
2011	4-5	3-6	7-11
2012	6-3	6-3	12-6
2013	3-7	3-6	6-13
2014	4-5	4-6	8-11
<b>TOTALS</b>	<b>207-182-1</b>	<b>168-219</b>	<b>375-401-1</b>

## Won-Lost Record at Stadium

Metropolitan Stadium (1961-1981)..... 75-70-1  
Metrodome (1982-2009)..... 109-89  
Target Field (2010-present)..... 23-23  
Cleveland Stadium (1961-1993)..... 96-116  
Progressive Field (1994-present)..... 72-103



# DETROIT TIGERS

2100 Woodward Ave., Detroit, MI 48201  
(313) 471-2000, P.R. FAX: (313) 471-2138

**Stadium (Capacity)**..... Comerica Park (41,681)  
**Dimensions (L-C-R)**..... 345-420-330

**Owner/Director**..... Michael Ilitch  
**President, CEO & General Manager**..... David Dombrowski  
**Field Manager**..... Brad Ausmus  
**Vice President, Communications**..... Ron Colangelo  
**Director, Media Relations**..... Aileen Villarreal

**2014 Record**..... 90-72, First place AL Central

## 2014 Twins vs. Detroit

4/25	DET	L	6-10	8/24	DET	L	4-13
4/26	DET	W	5-3	9/15	DET	L	6-8
5/9	at DET	W	2-1	9/16	DET	W	4-3
5/10	at DET	L	3-9	9/17	DET	W	8-4
5/11	at DET	W	4-3	9/25	at DET	L	2-4
6/13	at DET	W	2-0	9/26	at DET	W	11-4
6/14	at DET	L	9-12	9/27	at DET	W	12-3
6/15	at DET	L	3-4	9/28	at DET	L	0-3
8/22	DET	W	4-1				
8/23 (1)	DET	W	12-4				
8/23 (2)	DET	L	6-8				

**Last Minnesota Sweep**..... at MIN..... at DET  
3-Game..... May 3-5, 2010..... August 8-10, 2003  
4-Game..... Never..... September 10-13, 2004  
**Last Detroit Sweep**..... at MIN..... at DET  
3-Game..... May 25-27, 2012..... September 9-11, 2011  
4-Game..... Never..... May 27-29, 1983

## SERIES RESULTS, LAST 20 YEARS

YEAR	HOME	ROAD	TOTALS
1995	2-4	3-3	5-7
1996	3-3	3-3	6-6
1997	5-1	2-3	7-4
1998	2-4	2-4	4-8
1999	2-4	4-2	6-6
2000	4-3	2-4	6-7
2001	8-1	7-3	15-4
2002	9-1	5-3	14-4
2003	8-1	7-3	15-4
2004	5-5	7-2	12-7
2005	7-2	4-6	11-8
2006	6-4	2-7	8-11
2007	1-8	5-4	6-12
2008	6-3	5-4	11-7
2009	8-2	4-5	12-7
2010	7-2	2-7	9-9
2011	2-7	2-7	4-14
2012	2-7	6-3	8-10
2013	4-5	4-6	8-11
2014	5-4	5-5	10-9
<b>TOTALS</b>	<b>216-175</b>	<b>194-194-1</b>	<b>409-369-1</b>

**Won-Lost Record at Stadium**  
Metropolitan Stadium (1961-1981)..... 81-67  
Metrodome (1982-2009)..... 114-83  
Target Field (2010-present)..... 20-25  
Tiger Stadium (1961-1999)..... 127-125-1  
Comerica Park (2000-present)..... 67-69



P.O. Box 288, Houston, TX 77001-0288  
(713) 259-8000, P.R. FAX: (713) 259-8032

**Stadium (Capacity)**..... Minute Maid Park (40,981)  
**Dimensions (L-C-R)**..... 315-435-326

**Owner and Chairman**..... Jim Crane  
**President, Business Operations**..... Reid Ryan  
**General Manager**..... Jeff Luhnow  
**Interim Field Manager**..... Tom Lawless  
**Vice President, Media Relations**..... Gene Dias  
**Managers, Media Relations**..... Steve Grande/Dena Propis

**2014 Record**..... 70-92, Fourth place AL West

## 2014 Twins vs. Houston

6/6	HOU	L	4-5	8/11	at HOU	W	4-2
6/7	HOU	W	8-0	8/12	at HOU	L	4-10
6/8	HOU	L	5-14	8/13	at HOU	W	3-1

**Last Minnesota Sweep**..... at MIN..... at HOU  
3-Game..... August 2-4, 2013..... Never  
4-Game..... Never..... Never  
**Last Houston Sweep**..... at MIN..... at HOU  
3-Game..... Never..... Never  
4-Game..... Never..... Never

## ALL-TIME SERIES RESULTS

YEAR	HOME	ROAD	TOTALS
1997	--	2-1	2-1
1998	--	1-1	1-1
1999	1-2	--	1-2
2000	--	2-1	2-1
2001	2-1	--	2-1
2006	--	2-1	2-1
2009	1-2	--	1-2
2013	3-0	2-1	5-1
2014	1-2	2-1	3-3
<b>TOTALS</b>	<b>8-7</b>	<b>11-6</b>	<b>19-13</b>

**Won-Lost Record at Stadium**  
Metrodome (1999-2009)..... 4-5  
Target Field (2010-present)..... 4-2  
Astrodome (1997-2000)..... 5-3  
Minute Maid Park (2006-present)..... 6-3



# KANSAS CITY ROYALS

One Royal Way, Kansas City, MO 64129  
(816) 921-8000, P.R. FAX: (816) 921-5775

Stadium (Capacity).....Kauffman Stadium (37,903)  
Dimensions (L-C-R).....330-410-330

Owner/CEO.....David Glass  
President.....Dan Glass  
Senior Vice President, Baseball Operations/General Manager.....Dayton Moore  
Field Manager.....Ned Yost  
Vice President, Communications & Broadcasting.....Mike Swanson  
Assistant Director, Media Relations.....Mike Cummings

2014 Record.....89-73, Second place AL Central (wildcard)

## 2014 Twins vs. Kansas City

4/11	KC	W	10-1	7/30	at KC	L	2-3
4/12	KC	W	7-1	7/31	at KC	L	3-6
4/13	KC	W	4-3	8/15	KC	L	5-6
4/18	at KC	L	0-5	8/16	KC	W	4-1
4/19	at KC	L	4-5	8/17	KC	L	6-12
4/20	at KC	W	8-3	8/18	KC	L	4-6
6/30	KC	L	1-6	8/26	at KC	L	1-2
7/1	KC	W	10-2	8/27	at KC	L	1-6
7/2	KC	L	0-4	8/28	at KC	W	11-5
7/29	at KC	W	2-1				

Last Minnesota Sweep.....at MIN.....at KC  
3-Game.....April 11-13, 2014.....July 26-28, 2010  
4-Game.....June 29-July 2, 1970.....June 2-5, 2011  
Last Kansas City Sweep.....at MIN.....at KC  
3-Game.....August 27-29, 2013.....April 8-10, 2013  
4-Game.....May 7-10, 1999.....August 4-7, 1975

## SERIES RESULTS, LAST 20 YEARS

YEAR	HOME	ROAD	TOTALS
1995	2-4	5-2	7-6
1996	4-3	3-3	7-6
1997	2-4	3-3	5-7
1998	1-5	4-2	5-7
1999	3-4	5-1	8-5
2000	4-2	1-5	5-7
2001	7-3	6-3	13-6
2002	6-3	8-2	14-5
2003	5-5	3-6	8-11
2004	8-1	4-6	12-7
2005	6-3	7-3	13-6
2006	5-4	7-3	12-7
2007	5-4	4-5	9-9
2008	5-4	7-2	12-6
2009	5-4	7-2	12-6
2010	7-2	6-3	13-5
2011	6-3	4-5	10-8
2012	5-4	6-3	11-7
2013	2-8	2-7	4-15
2014	5-5	3-6	8-11
<b>TOTALS</b>	<b>197-159</b>	<b>176-182</b>	<b>373-341</b>

## Won-Lost Record at Stadium

Metropolitan Stadium (1961-1981).....59-47  
Metrodome (1982-2009).....113-90  
Target Field (2010-present).....25-22  
Municipal Stadium (1969-1972).....17-19  
Kauffman Stadium (1973-present).....159-163



# LOS ANGELES ANGELS

2000 East Gene Autry Way, Anaheim, CA 92806  
(714) 940-2000, P.R. FAX: (714) 940-2205

Stadium (Capacity).....Angel Stadium of Anaheim (45,389)  
Dimensions (L-C-R).....330-400-330

Owner.....Arte Moreno  
President.....John Carpino  
General Manager.....Jerry Dipoto  
Field Manager.....Mike Scioscia  
Vice President, Communications.....Tim Mead  
Director, Communications.....Eric Kay

2014 Record.....98-64, First place AL West

## 2014 Twins vs. Los Angeles

6/24	at LAA	L	6-8	9/5	LAA	L	6-7
6/25	at LAA	L	2-6	9/6	LAA	L	5-8
6/26	at LAA	L	4-6	9/7	LAA	L	4-14
9/4	LAA	L	4-5				

Last Minnesota Sweep.....at MIN.....at LAA  
3-Game.....April 15-16, September 9, 2013.....August 6-8, 1996  
4-Game.....September 27-30, 1993.....September 22-25, 1988  
Last Los Angeles Sweep.....at MIN.....at LAA  
3-Game.....July 31-August 2, 2009.....June 24-26, 2014  
4-Game.....September 4-7, 2014.....Never

## SERIES RESULTS, LAST 20 YEARS

YEAR	HOME	ROAD	TOTALS
1995	3-4	2-4	5-8
1996	5-1	3-3	8-4
1997	4-2	3-2	7-4
1998	2-4	3-2	5-6
1999	1-3	3-3	4-6
2000	1-5	2-2	3-7
2001	2-1	4-2	6-3
2002	3-3	2-1	5-4
2003	2-1	2-4	4-5
2004	3-3	1-2	4-5
2005	3-4	1-2	4-6
2006	1-2	1-2	2-4
2007	2-1	1-5	3-6
2008	1-3	2-2	3-5
2009	3-3	1-3	4-6
2010	2-1	3-1	5-2
2011	1-2	2-4	3-6
2012	3-3	0-3	3-6
2013	3-0	2-1	5-1
2014	0-4	0-3	0-7
<b>TOTALS</b>	<b>167-181</b>	<b>164-180</b>	<b>331-358</b>

## Won-Lost Record at Stadium

Metropolitan Stadium (1961-1981).....83-89  
Metrodome (1982-2009).....75-82  
Target Field (2010-present).....9-10  
Wrigley Field (1961).....4-5  
Dodger Stadium (1962-1965).....19-17  
Angel Stadium (1966-present).....141-158



# NEW YORK YANKEES

One East 161st Street, Bronx, NY 10451  
(718) 293-4300, P.R. FAX: (718) 293-8414

Stadium (Capacity).....Yankee Stadium (49,642)  
Dimensions (L-C-R).....318-408-314

Managing General Partner/Co-Chairperson.....Hal Z. Steinbrenner  
General Partner/Co-Chairperson.....Hank G. Steinbrenner  
President.....Randy Levine  
Senior Vice President/General Manager.....Brian Cashman  
Field Manager.....Joe Girardi  
Executive Director, Communications & Media Relations.....Jason Zillo  
Assistant Director, Baseball Information & Public Communications.....Michael Margolis

2014 Record.....84-78, Second place AL East

## 2014 Twins vs. New York

5/30	at NYY	W	6-1	7/4	NYY	L	5-6
5/31	at NYY	L	1-3	7/5	NYY	W	2-1
6/1	at NYY	W	7-2	7/6	NYY	L	7-9
7/3	NYY	L	4-7				

<b>Last Minnesota Sweep</b>	<b>at MIN</b>	<b>at NYY</b>
3-Game	September 6-8, 1991	August 9-11, 1968
4-Game	July 3-5, 1967	Never
<b>Last New York Sweep</b>	<b>at MIN</b>	<b>at NYY</b>
3-Game	July 7-9, 2009	July 21-23, 2008
4-Game	July 1-4, 2013	May 15-18, 2009

## SERIES RESULTS, LAST 20 YEARS

YEAR	HOME	ROAD	TOTALS
1994	4-2	0-3	4-5
1995	1-2	2-2	3-4
1996	3-4	2-3	5-7
1997	1-5	2-3	3-8
1998	3-2	1-5	4-7
1999	2-4	2-2	4-6
2000	2-2	3-3	5-5
2001	2-1	2-1	4-2
2002	0-3	0-3	0-6
2003	0-4	0-3	0-7
2004	2-1	0-3	2-4
2005	2-1	1-2	3-3
2006	2-1	1-2	3-3
2007	1-2	1-3	2-5
2008	4-3	0-3	4-6
2009	0-3	0-4	0-7
2010	1-2	1-2	2-4
2011	1-3	1-3	2-6
2012	1-2	2-2	3-4
2013	0-4	2-1	2-5
2014	1-3	2-1	3-4
<b>TOTALS</b>	<b>137-168</b>	<b>115-179-1</b>	<b>252-347-1</b>

**Won-Lost Record at Stadium**  
Metropolitan Stadium (1961-1981).....69-77  
Metrodome (1982-2009).....64-77  
Target Field (2010-present).....4-14  
Yankee Stadium (1961-73;76-08).....103-159-1  
Shea Stadium (1974-1975).....4-7  
Yankee Stadium (2009-present).....8-13



7000 Coliseum Way, Oakland, CA 94621  
(510) 638-4900, P.R. FAX: (510) 562-1633

Stadium (Capacity).....Overstock.com (O.co) Coliseum (35,067)  
Dimensions (L-C-R).....330-400-330

Managing Partner.....Lewis Wolff  
President.....Michael Crowley  
Vice President & General Manager.....Billy Beane  
Field Manager.....Bob Melvin  
Director, Public Relations.....Bob Rose  
Manager, Baseball Information.....Mike Sellick

2014 Record.....88-74, Second place AL West (wildcard)

## 2014 Twins vs. Oakland

4/7	OAK	L	3-8	8/8	at OAK	L	5-6
4/9	OAK	L	4-7	8/9	at OAK	L	4-9
4/10	OAK	L	1-6	8/10	at OAK	W	6-1
8/7	at OAK	L	0-3				

<b>Last Minnesota Sweep</b>	<b>at MIN</b>	<b>at OAK</b>
3-Game	May 28-30, 2012	July 18-20, 1997
4-Game	July 12-15, 2007	August 13-15, 1993
<b>Last Oakland Sweep</b>	<b>at MIN</b>	<b>at OAK</b>
3-Game	April 7-10, 2014	August 30-September 1, 2002
4-Game	April 9-12, 1981	September 19-22, 2013

## SERIES RESULTS, LAST 20 YEARS

YEAR	HOME	ROAD	TOTALS
1995	3-3	2-4	5-7
1996	4-3	2-4	6-7
1997	3-2	4-2	7-4
1998	1-4	3-3	4-7
1999	5-1	2-4	7-5
2000	1-5	4-2	5-7
2001	3-3	2-1	5-4
2002	1-2	2-4	3-6
2003	6-0	2-1	8-1
2004	1-3	1-2	2-5
2005	1-3	3-3	4-6
2006	5-1	1-3	6-4
2007	4-0	1-2	5-2
2008	2-1	3-4	5-5
2009	1-2	3-4	4-6
2010	4-2	2-1	6-3
2011	1-2	3-2	4-4
2012	3-3	1-2	4-5
2013	1-2	0-4	1-6
2014	0-3	1-3	1-6
<b>TOTALS</b>	<b>164-129</b>	<b>127-161</b>	<b>291-290</b>

**Won-Lost Record at Stadium**  
Metropolitan Stadium (1968-1981).....69-46  
Metrodome (1982-2009).....86-71  
Target Field (2010-present).....9-12  
Overstock.com Coliseum (1968-present)....127-161



# SEATTLE MARINERS

1250 First Avenue South, Seattle, WA 98134  
 Mailing Address: P.O. Box 4100, Seattle, WA 98194  
 (206) 346-4000, P.R. FAX: (206) 346-4400

**Stadium (Capacity)**..... Safeco Field (47,476)  
**Dimensions (L-C-R)**..... 331-401-326

**Chairman/CEO**..... Howard Lincoln  
**President/COO**..... Kevin Mather  
**Executive VP, Baseball Operations/General Manager**..... Jack Zduriencik  
**Field Manager**..... Lloyd McClendon  
**Senior Director, Baseball Information**..... Tim Hevly  
**Assistant Director, Baseball Information**..... Jeff Evans

**2014 Record**.....87-75, Third place AL West

## 2014 Twins vs. Seattle

5/16	SEA	W	5-4	7/8	at SEA	W	2-0
5/17	SEA	W	4-3	7/9	at SEA	W	8-1
5/18	SEA	L	2-6	7/10	at SEA	W	4-2
7/7	at SEA	L	0-2				

**Last Minnesota Sweep**..... **at MIN**..... **at SEA**  
 3-Game..... July 30-August 1, 2010..... April 17-19, 2007  
 4-Game..... April 25-28, 1991..... Never

**Last Seattle Sweep**..... **at MIN**..... **at SEA**  
 3-Game..... September 13-15, 1996..... August 17-19, 2012  
 4-Game..... May 29-June 1, 2003..... Never

## SERIES RESULTS, LAST 20 YEARS

YEAR	HOME	ROAD	TOTALS
1995	2-4	2-4	4-8
1996	1-5	5-1	6-6
1997	2-4	3-2	5-6
1998	0-6	2-3	2-9
1999	3-3	1-5	4-8
2000	2-4	1-5	3-9
2001	1-5	0-3	1-8
2002	2-1	3-3	5-4
2003	1-5	2-1	3-6
2004	3-0	2-4	5-4
2005	3-1	3-3	6-4
2006	4-1	1-2	5-3
2007	1-2	5-1	6-3
2008	3-0	2-4	5-4
2009	4-3	1-2	5-5
2010	3-0	3-4	6-4
2011	2-4	1-1	3-5
2012	1-3	1-5	2-8
2013	2-1	2-2	4-3
2014	2-1	3-1	5-2
<b>TOTALS</b>	<b>113-98-1</b>	<b>92-118</b>	<b>205-216-1</b>

## Won-Lost Record at Stadium

Metropolitan Stadium (1961-1981)..... 17-18-1  
 Metrodome (1982-2009)..... 86-71  
 Target Field (2010-present)..... 10-9  
 Kingdome (1977-1999)..... 61-75  
 Safeco Field (1999-present)..... 31-46



# TAMPA BAY RAYS

One Tropicana Drive, St. Petersburg, FL 33705  
 (727) 825-3242, P.R. FAX: (727) 825-3111

**Stadium (Capacity)**..... Tropicana Field (31,042)  
**Dimensions (L-C-R)**..... 315-404-322

**Principal Owner**..... Stuart Sternberg  
**President**..... Matt Silverman  
**Executive Vice President, Baseball Operations**..... Andrew Friedman  
**Field Manager**..... Joe Maddon  
**Vice President, Communications**..... Rick Vaughn  
**Director, Communications**..... Dave Haller

**2014 Record**.....77-85, Fourth place AL East

## 2014 Twins vs. Tampa Bay

4/22	at TB	L	3-7	7/18	TB	L	2-6
4/23	at TB	W	6-4	7/19	TB	L	1-5
4/24	at TB	W	9-7	7/20	TB	L	3-5

**Last Minnesota Sweep**..... **at MIN**..... **at TB**  
 3-Game..... July 1-3, 2005..... May 6-8, 2005  
 4-Game..... July 17-20, 2006..... Never

**Last Tampa Bay Sweep**..... **at MIN**..... **at TB**  
 3-Game..... July 18-20, 2014..... Never  
 4-Game..... Never..... July 8-11, 2013

## ALL-TIME SERIES RESULTS

YEAR	HOME	ROAD	TOTALS
1998	4-2	3-2	7-4
1999	1-3	4-2	5-5
2000	3-3	1-3	4-6
2001	1-2	0-4	1-6
2002	4-0	1-2	5-2
2003	3-0	3-0	6-0
2004	3-3	1-2	4-5
2005	3-0	3-0	6-0
2006	4-0	2-1	6-1
2007	2-2	1-2	3-4
2008	1-1	2-2	3-3
2009	2-1	1-2	3-3
2010	1-3	2-2	3-5
2011	2-4	1-3	3-7
2012	0-3	1-2	1-5
2013	1-2	0-4	1-6
2014	0-3	2-1	2-4
<b>TOTALS</b>	<b>35-32</b>	<b>28-34</b>	<b>63-66</b>

## Won-Lost Record at Stadium

Metrodome (1998-2009)..... 31-17  
 Target Field (2010-present)..... 4-15  
 Tropicana Field (1998-present)..... 28-34



1000 Ballpark Way, Suite 400, Arlington, TX 76011  
(817) 273-5222, P.R. FAX: (817) 273-5110

**Stadium (Capacity)**.....Globe Life Park in Arlington (48,114)  
**Dimensions (L-C-R)**.....332-400-325

**Co-Chairman**.....Ray C. Davis, Bob R. Simpson  
**President, Baseball Ops./General Manager**.....Jon Daniels  
**Interim Field Manager**.....Tim Bogar  
**Executive Vice President, Communications**.....John Blake  
**Senior Director, Media Relations**.....Rich Rice

**2014 Record**.....67-95, Fifth place AL West

#### 2014 Twins vs. Texas Rangers

5/26	TEX	L	2-7	6/27	at TEX	L	4-5
5/27	TEX	W	4-3	6/28	at TEX	L	0-5
5/28	TEX	L	0-1	6/29	at TEX	W	3-2
5/29	TEX	L	4-5				

**Last Minnesota Sweep**.....**at MIN**.....**at TEX**  
3-Game.....September 3-5, 2010.....September 7-9, 1976  
4-Game.....Never.....Never  
**Last Texas Sweep**.....**at MIN**.....**at TEX**  
3-Game.....April 13-15, 2012.....July 8-10, 2003  
4-Game.....April 22-25, 1999.....June 26-28, 1987



1 Blue Jays Way, Suite 3200, Toronto, Ontario M5V 1J1  
(416) 341-1000, P.R. FAX: (416) 341-1250

**Stadium (Capacity)**.....Rogers Centre (49,286)  
**Dimensions (L-C-R)**.....328-400-328

**Vice Chairman, Rogers Communications Inc.**.....Phil Lind  
**President & Chief Executive Officer, Blue Jays**.....Paul Beeston  
**Senior Vice President, Baseball Ops./General Manager**.....Alex Anthopoulos  
**Field Manager**.....John Gibbons  
**Vice President, Communications**.....Jay Stenhouse  
**Manager, Baseball Information**.....Mal Romanin

**2014 Record**.....83-79, Third place AL East

#### 2014 Twins vs. Toronto

4/15	TOR	L	3-9	6/9	at TOR	L	4-5
4/17 (1)	TOR	W	7-0	6/10	at TOR	W	4-0
4/17 (2)	TOR	W	9-5	6/11	at TOR	W	7-2

**Last Minnesota Sweep**.....**at MIN**.....**at TOR**  
3-Game.....July 26-28, 2002.....April 11-13, 2003  
4-Game.....July 21-23, 1979.....Never  
**Last Toronto Sweep**.....**at MIN**.....**at TOR**  
3-Game.....September 6-8, 2013.....October 1-3, 2012  
4-Game.....Never.....Never

## TEXAS RANGERS

### SERIES RESULTS, LAST 20 YEARS

YEAR	HOME	ROAD	TOTALS
1995	3-3	2-5	5-8
1996	3-3	4-2	7-5
1997	1-4	2-4	3-8
1998	3-2	4-2	7-4
1999	0-6	0-6	0-12
2000	5-1	3-3	8-4
2001	1-2	3-3	4-5
2002	4-2	2-1	6-3
2003	3-0	2-4	5-4
2004	3-0	2-2	5-2
2005	2-4	1-2	3-6
2006	1-2	3-3	4-5
2007	5-1	2-1	7-2
2008	4-3	1-2	5-5
2009	2-1	4-3	6-4
2010	6-0	1-3	7-3
2011	3-1	2-2	5-3
2012	0-3	2-5	2-8
2013	2-2	2-1	4-3
2014	1-3	1-2	2-5
<b>TOTALS</b>	<b>139-117</b>	<b>117-145</b>	<b>256-261</b>

**Won-Lost Record at Stadium**  
Metropolitan Stadium (1961-1981).....42-37  
Metrodome (1982-2009).....85-70  
Target Field (2010-present).....12-9  
Arlington Stadium (1972-1993).....71-86  
Rangers Ballpark (1994-present).....46-59

## TORONTO BLUE JAYS

### SERIES RESULTS, LAST 20 YEARS

YEAR	HOME	ROAD	TOTALS
1995	0-2	1-2	1-4
1996	4-2	4-3	8-5
1997	2-4	1-4	3-8
1998	3-3	1-4	4-7
1999	3-3	1-3	4-6
2000	2-1	3-3	5-4
2001	1-3	1-2	2-5
2002	3-0	3-1	6-1
2003	0-3	3-0	3-3
2004	2-1	2-1	4-2
2005	2-1	2-1	4-2
2006	1-3	1-2	2-5
2007	4-3	0-3	4-6
2008	0-3	0-3	0-6
2009	1-3	2-2	3-5
2010	1-3	2-3	3-6
2011	0-3	1-2	1-5
2012	2-2	0-3	2-5
2013	0-3	1-2	1-5
2014	2-1	2-1	4-2
<b>TOTALS</b>	<b>87-96</b>	<b>72-107</b>	<b>158-204</b>

**Won-Lost Record at Stadium**  
Metropolitan Stadium (1961-1981).....20-5  
Metrodome (1982-2009).....62-79  
Target Field (2010-present).....5-12  
Exhibition Stadium (1977-May 1989).....30-40  
Rogers Centre (June 1989-present).....41-68



# ARIZONA DIAMONDBACKS

401 East Jefferson St., Phoenix, AZ 85004  
(602) 462-6000, P.R. FAX: (602) 462-6600

Stadium (Capacity).....Chase Field (48,635)  
Dimensions (L-C-R).....330-407-335

Managing General Partner.....Ken Kendrick  
President & Chief Executive Officer.....Derrick Hall  
Senior Vice President & General Manager.....Dave Stewart  
Field Manager.....Kirk Gibson  
Senior Vice President, Communications.....Josh Rawitch  
Director, Player and Media Relations.....Casey Wilcox  
Manager, Player and Media Relations.....Pat O'Connell

2014 Record.....64-98, Fifth place NL West

## 2014 Twins vs. Arizona

9/22 ARI L 2-6 9/24 ARI W 2-1  
9/23 ARI W 6-3

Last Minnesota Sweep at MIN at ARI  
3-Game June 20-22, 2008 Never  
4-Game Never  
Last Arizona Sweep at MIN at ARI  
3-Game Never May 20-22, 2011  
4-Game Never

## ALL-TIME SERIES RESULTS

YEAR	HOME	ROAD	TOTALS
2003	1-2	-	1-2
2004	-	2-1	2-1
2005	-	2-1	2-1
2008	3-0	-	3-0
2011	-	0-3	0-3
2014	2-1	-	2-1
<b>TOTALS</b>	<b>6-3</b>	<b>4-5</b>	<b>10-8</b>

## Won-Lost Record at Stadium

Metrodome (2003-2008).....4-2  
Target Field (2010-present).....2-1  
Chase Field (2004-present).....4-5



# ATLANTA BRAVES

755 Hank Aaron Drive, Atlanta, GA 30315  
(404) 522-7630, P.R. FAX: (404) 614-1391

Stadium (Capacity).....Turner Field (49,377)  
Dimensions (L-C-R).....335-400-330

Chairman & Chief Executive Officer.....Terry McGuirk  
President.....John Schuerholz  
Interim General Manager.....John Hart  
Field Manager.....Fred Gonzalez  
Director, Media Relations.....Brad Hainje  
Manager, Media Relations.....Adrienne Midgley  
Coordinator, Media Relations.....Jim Misudek

2014 Record.....79-83, Second place NL East

## 2014 Twins vs. Atlanta

Last Minnesota Sweep at MIN at ATL  
3-Game June 12-14, 2007 Never  
4-Game Never  
Last Atlanta Sweep at MIN at ATL  
3-Game Never May 20-22, 2013  
4-Game Never

## ALL-TIME SERIES RESULTS

YEAR	HOME	ROAD	TOTALS
2002	1-2	-	1-2
2007	3-0	-	3-0
2010	1-2	-	1-2
2013	-	0-3	0-3
<b>TOTALS</b>	<b>5-4</b>	<b>0-3</b>	<b>5-7</b>

## Won-Lost Record at Stadium

Metrodome (2002-07).....4-2  
Target Field (2010-present).....1-2  
Turner Field (2013-present).....0-3



1060 West Addison Street, Chicago, IL 60613-4397  
(773) 404-2827, P.R. FAX: (773) 404-4129

**Stadium (Capacity)**.....Wrigley Field (41,072)  
**Dimensions (L-C-R)**.....355-400-353

**Chairman**.....Tom Ricketts  
**President, Baseball Operations**.....Theo Epstein  
**Executive Vice President, General Manager**.....Jed Hoyer  
**Field Manager**.....Rick Renteria  
**Director, Media Relations**.....Peter Chase  
**Assistant Director, Media Relations**.....Jason Carr

**2014 Record**.....73-89, Fifth place NL Central

**2014 Twins vs. Chicago**  
None

**Last Minnesota Sweep**.....**at MIN**.....**at CHC**  
3-Game.....June 23-25, 2006.....Never  
4-Game.....Never.....Never  
**Last Chicago Sweep**.....**at MIN**.....**at CHC**  
3-Game.....Never.....June 15-17, 2001  
4-Game.....Never.....Never

## CHICAGO CUBS

### ALL-TIME SERIES RESULTS

YEAR	HOME	ROAD	TOTALS
1997	--	1-2	1-2
1998	2-1	--	2-1
1999	--	1-2	1-2
2000	1-2	--	1-2
2001	--	0-3	0-3
2006	3-0	--	3-0
2009	--	2-1	2-1
2012	2-1	--	2-1
<b>TOTALS</b>	<b>8-4</b>	<b>4-8</b>	<b>12-12</b>

**Won-Lost Record at Stadium**  
Metrodome (1998-2006).....6-3  
Target Field (2010-present).....2-1  
Wrigley Field (1997-present).....4-8



100 Joe Nuxhall Way, Cincinnati, OH 45202  
(513) 765-7800, P.R. FAX: (513) 765-7180

**Stadium (Capacity)**.....Great American Ball Park (42,271)  
**Dimensions (L-C-R)**.....328-404-325

**President & Chief Executive Officer**.....Bob Castellini  
**President, Baseball Operations/General Manager**.....Walt Jocketty  
**Field Manager**.....Bryan Price  
**Director, Media Relations**.....Rob Butcher  
**Assistant Directors, Media Relations**.....Larry Herms and Jamie Ramsey

**2014 Record**.....76-86, Fourth place NL Central

**2014 Twins vs. Reds**  
None

**Last Minnesota Sweep**.....**at MIN**.....**at CIN**  
3-Game.....July 7-8, 2001.....Never  
4-Game.....Never.....Never  
**Last Cincinnati Sweep**.....**at MIN**.....**at CIN**  
3-Game.....Never.....June 2-4, 2000  
4-Game.....Never.....Never

## CINCINNATI REDS

### ALL-TIME SERIES RESULTS

YEAR	HOME	ROAD	TOTALS
1997	2-1	--	2-1
1998	--	1-2	1-2
1999	2-1	--	2-1
2000	--	0-3	0-3
2001	3-0	--	3-0
2012	--	2-1	2-1
<b>TOTALS</b>	<b>7-2</b>	<b>3-6</b>	<b>10-8</b>

**Won-Lost Record at Stadium**  
Metrodome (1997-2001).....7-2  
Target Field (2010-present).....0-0  
Cinergy Field (1998-2000).....1-5  
Great American Ball Park (2012-present).....2-1



# COLORADO ROCKIES

2001 Blake Street, Denver, CO 80205  
(303) 292-0200, P.R. FAX: (303) 312-2319

Stadium (Capacity)..... Coors Field (50,480)  
Dimensions (L-C-R)..... 347-415-350

Owner, Chairman & Chief Executive Officer..... Dick Monfort  
Owner, General Partner..... Charlie Monfort  
Executive Vice President, General Manager..... Dan O'Dowd  
Field Manager..... Walt Weiss  
Vice President, Communications..... Jay Alves  
Assistant Director, Communications..... Nick Piburn

2014 Record..... 66-96, Fourth place NL West

## 2014 Twins vs. Colorado

7/11..... at COL..... L..... 2-6..... 7/13..... at COL..... W..... 13-5  
7/12..... at COL..... W..... 9-3

Last Minnesota Sweep..... at MIN..... at COL  
3-Game..... Never..... Never  
4-Game..... Never..... Never  
Last Colorado Sweep..... at MIN..... at COL  
3-Game..... Never..... Never  
4-Game..... Never..... Never

## ALL-TIME SERIES RESULTS

YEAR	HOME	ROAD	TOTALS
2003	2-1	- -	2-1
2008	- -	1-2	1-2
2010	2-1	- -	2-1
2014	- -	2-1	2-1
<b>TOTALS</b>	<b>4-2</b>	<b>3-3</b>	<b>7-5</b>

## Won-Lost Record at Stadium

Metrodome (2003)..... 2-1  
Target Field (2010-present)..... 2-1  
Coors Field (2008-present)..... 3-3



# LOS ANGELES DODGERS

1000 Elysian Park Avenue, Los Angeles, CA 90012  
(323) 224-1301, P.R. FAX: (323) 224-1459

Stadium (Capacity)..... Dodger Stadium (56,000)  
Dimensions (L-C-R)..... 330-395-330

Chairman..... Mark Walter  
President/Chief Executive Officer..... Stan Kasten  
Executive Vice President..... Bob Wolfe  
General Manager..... Ned Colletti  
Field Manager..... Don Mattingly  
Director, Public Relations..... Joe Jareck  
Assistant Director, Public Relations..... Yvonne Carrasco  
Manager, Public Relations..... Jon Chapper

2014 Record..... 94-68, First place NL West

## 2014 Twins vs. Los Angeles

4/30..... LAD..... L..... 4-6..... 5/1 (2)..... LAD..... L..... 3-4  
5/1 (1)..... LAD..... L..... 4-9

Last Minnesota Sweep..... at MIN..... at LAD  
3-Game..... June 26-28, 2006..... Never  
4-Game..... Never..... Never  
Last Los Angeles Sweep..... at MIN..... at LAD  
3-Game..... April 30-May 1, 2014..... Never  
4-Game..... Never..... Never

## ALL-TIME SERIES RESULTS

YEAR	HOME	ROAD	TOTALS
2005	- -	1-2	1-2
2006	3-0	- -	3-0
2011	2-1	- -	2-1
2014	0-3	- -	0-3
<b>TOTALS</b>	<b>5-4</b>	<b>1-2</b>	<b>6-6</b>

## Won-Lost Record at Stadium

Metrodome (2006)..... 3-0  
Target Field (2010-present)..... 2-4  
Dodger Stadium (2005-present)..... 1-2



Stadium (Capacity)..... Marlins Park (37,442)  
 Dimensions (L-C-R)..... 344-422-335

Owner & Chief Executive Officer..... Jeffrey H. Loria  
 President..... David Sampson  
 President, Baseball Operations..... Michael Hill  
 Vice President & General Manager..... Dan Jennings  
 Field Manager..... Mike Redmond  
 Senior Vice President, Communications & Broadcasting..... P.J. Loyello  
 Director, Communications..... Matt Roebuck  
 Manager, Baseball Information..... Marty Sewell

2014 Record..... 77-85, Fourth place NL East

2014 Twins vs. Miami  
 None

<b>Last Minnesota Sweep</b>	<b>at MIN</b>	<b>at MIA</b>
2-Game	Never	Never
3-Game	Never	Never
4-Game	Never	Never
<b>Last Miami Sweep</b>	<b>at MIN</b>	<b>at MIA</b>
2-Game	Never	June 25-26, 2013
3-Game	Never	Never
4-Game	Never	Never

# MIAMI MARLINS

## ALL-TIME SERIES RESULTS

YEAR	HOME	ROAD	TOTALS
2002	2-1	- -	2-1
2007	- -	2-1	2-1
2013	1-1	0-2	1-3
<b>TOTALS</b>	<b>3-2</b>	<b>2-3</b>	<b>5-5</b>

### Won-Lost Record at Stadium

Metrodome (2002).....	2-1
Target Field (2010-present).....	1-1
Sun Life Stadium (2007).....	2-1
Marlins Park (2013-present).....	1-3



One Brewers Way, Milwaukee, WI 53214  
 (414) 902-4500, P.R. FAX: (414) 902-4053

Stadium (Capacity)..... Miller Park (41,900)  
 Dimensions (L-C-R)..... 344-400-345

Chairman/Principal Owner..... Mark Attanasio  
 President of Baseball Operations/General Manager..... Doug Melvin  
 Field Manager..... Ron Roenicke  
 Vice President, Communications..... Tyler Barnes  
 Director, Media Relations..... Mike Vassallo

2014 Record..... 82-80, Third place NL Central

2014 Twins vs. Milwaukee

6/2	at MIL	L	2-6	6/4	MIL	W	6-4
6/3	at MIL	W	6-4	6/5	MIL	L	5-8

<b>Last Minnesota Sweep</b>	<b>at MIN</b>	<b>at MIL</b>
2-Game	May 29-30, 2013	May 27-28, 2013
3-Game	May 22-24, 2009	September 15-17, 1978
4-Game	Never	Never
<b>Last Milwaukee Sweep</b>	<b>at MIN</b>	<b>at MIL</b>
2-Game	Never	Never
3-Game	July 8-10, 1988	June 24-26, 2011
4-Game	May 17-20, 1996	August 24-27, 1995

# MILWAUKEE BREWERS

## SERIES RESULTS, LAST 20 YEARS

YEAR	HOME	ROAD	TOTALS
1995	3-3	1-6	4-9
1996	1-6	3-3	4-9
1997	4-2	3-3	7-5
1998	0-2	- -	0-2
1999	- -	2-0	2-0
2000	1-2	- -	1-2
2001	- -	2-1	2-1
2002	2-1	2-1	4-2
2003	2-1	1-2	3-3
2004	1-2	1-2	2-4
2005	2-1	1-2	3-3
2006	3-0	2-1	5-1
2007	1-2	2-1	3-3
2008	2-1	2-1	4-2
2009	3-0	2-1	5-1
2010	2-1	0-3	2-4
2011	2-1	0-3	2-4
2012	1-2	2-1	3-3
2013	2-0	2-0	4-0
2014	1-1	1-1	2-2
<b>TOTALS</b>	<b>117-98</b>	<b>103-113</b>	<b>220-211</b>

### Won-Lost Record at Stadium

Metropolitan Stadium (1970-1981).....	41-35
Metrodome (1982-2009).....	68-58
Target Field (2010-present).....	8-5
County Stadium (1970-2000).....	83-93
Miller Park (2001-present).....	20-20



# NEW YORK METS

126th Street, Flushing, NY 11368  
(718) 507-6387, P.R. FAX: (718) 507-6395

Stadium (Capacity).....Citi Field (41,922)  
Dimensions (L-C-R).....335-408-330

Chairman & Chief Executive Officer.....Fred Wilpon  
President.....Saul B. Katz  
General Manager.....Sandy Alderson  
Field Manager.....Terry Collins  
Vice President, Media Relations.....Jay Horwitz  
Senior Director, Media Relations.....Shannon Forde  
Assistant Director, Media Relations.....Ethan Wilson

2014 Record.....79-83, Third place NL East

2014 Twins vs. New York  
None

Last Minnesota Sweep	at MIN	at NYM
3-Game	June 8-10, 2004	Never
4-Game	Never	Never
Last New York Sweep	at MIN	at NYM
3-Game	April 12-13, August 19, 2013	Never
4-Game	Never	Never

## ALL-TIME SERIES RESULTS

YEAR	HOME	ROAD	TOTALS
2002	---	1-2	1-2
2004	3-0	-	3-0
2007	-	2-1	2-1
2010	-	1-2	1-2
2013	0-3	-	0-3
<b>TOTALS</b>	<b>3-3</b>	<b>4-5</b>	<b>7-8</b>

## Won-Lost Record at Stadium

Metrodome (2004).....	3-0
Target Field (2010-present).....	0-3
Shea Stadium (2002-2007).....	3-3
Citi Field (2010-present).....	1-2



# PHILADELPHIA PHILLIES

One Citizens Bank Way, Philadelphia, PA 19148  
(215) 463-6000, P.R. FAX: (215) 389-3050

Stadium (Capacity).....Citizens Bank Park (43,651)  
Dimensions (L-C-R).....330-401-329

President & Chief Executive Officer.....David Montgomery  
Chairman.....Bill Giles  
Senior Vice President & General Manager.....Ruben Amaro, Jr.  
Field Manager.....Ryne Sandberg  
Vice President, Communications.....Bonnie Clark  
Director, Baseball Communications.....Greg Casterioto

2014 Record.....73-89, Fifth place NL East

2014 Twins vs. Philadelphia  
None

Last Minnesota Sweep	at MIN	at PHI
3-Game	Never	Never
4-Game	Never	Never
Last Philadelphia Sweep	at MIN	at PHI
3-Game	Never	Never
4-Game	Never	Never

## ALL-TIME SERIES RESULTS

YEAR	HOME	ROAD	TOTALS
2002	-	2-1	2-1
2004	1-2	-	1-2
2010	-	2-1	2-1
2012	1-2	-	1-2
2013	2-1	-	2-1
<b>TOTALS</b>	<b>4-5</b>	<b>4-2</b>	<b>8-7</b>

## Won-Lost Record at Stadium

Metrodome (2004).....	1-2
Target Field (2010-present).....	3-3
Veterans Stadium (2002).....	2-1
Citizens Bank Park (2010-present).....	2-1



# PITTSBURGH PIRATES

115 Federal Street, Pittsburgh, PA 15212  
(412) 323-5000, P.R. FAX: (412) 325-4413

Stadium (Capacity).....PNC Park (38,362)  
Dimensions (L-C-R).....325-399-320

Chairman of the Board.....Bob Nutting  
President.....Frank Coonelly  
Senior Vice President, General Manager.....Neal Huntington  
Field Manager.....Clint Hurdle  
Director, Baseball Communications.....Jim Trdinich  
Director, Media Relations.....Dan Hart

2014 Record.....88-74, Second place NL Central (wildcard)

2014 Twins vs. Pittsburgh  
None

Last Minnesota Sweep	at MIN	at PIT
3-Game	Never	June 16-18, 2006
4-Game	Never	Never
Last Pittsburgh Sweep	at MIN	at PIT
3-Game	Never	Never
4-Game	Never	Never

## ALL-TIME SERIES RESULTS

YEAR	HOME	ROAD	TOTALS
1997	2-1	- -	2-1
1998	- -	1-2	1-2
1999	2-1	- -	2-1
2000	- -	1-2	1-2
2001	2-1	- -	2-1
2006	- -	3-0	3-0
2009	2-1	- -	2-1
2012	- -	1-2	1-2
<b>TOTALS</b>	<b>8-4</b>	<b>5-4</b>	<b>13-8</b>

## Won-Lost Record at Stadium

Metrodome (1997-2009)	8-4
Target Field (2010-present)	0-0
Three Rivers Stadium (1998-2000)	2-4
PNC Park (2006-present)	4-2



700 Clark Street, St. Louis, MO 63102  
(314) 345-9600, P.R. FAX: (314) 345-9530

Stadium (Capacity).....Busch Stadium (43,975)  
Dimensions (L-C-R).....336-400-335

Chairman & Chief Executive Officer.....William O. DeWitt, Jr.  
President.....Bill DeWitt III  
Senior Vice President & General Manager.....John Mozeliak  
Field Manager.....Mike Matheny  
Director, Communications.....Brian Bartow  
Manager, Communications.....Melody Yount

2014 Record.....90-72, First place NL Central

2014 Twins vs. St. Louis  
None

Last Minnesota Sweep	at MIN	at STL
3-Game	Never	Never
4-Game	Never	Never
Last St. Louis Sweep	at MIN	at STL
3-Game	Never	July 15-17, 2001
4-Game	Never	Never

## ALL-TIME SERIES RESULTS

YEAR	HOME	ROAD	TOTALS
1997	- -	0-3	0-3
1998	2-1	- -	2-1
1999	- -	2-1	2-1
2000	2-1	- -	2-1
2001	- -	0-3	0-3
2009	- -	2-1	2-1
<b>TOTALS</b>	<b>4-2</b>	<b>4-8</b>	<b>8-10</b>

## Won-Lost Record at Stadium

Metrodome (1998-2000)	4-2
Target Field (2010-present)	0-0
Busch Stadium (1997-2001)	2-7
New Busch Stadium (2009-present)	2-1



# SAN DIEGO PADRES

100 Park Boulevard, San Diego, CA 92101  
(619) 795-5000, P.R. FAX: (619) 795-5266

Stadium (Capacity).....PETCO Park (42,524)  
Dimensions (L-C-R).....336-396-322

Executive Chairman.....Ron Fowler  
President/Chief Executive Officer.....Mike Dee  
Executive Vice President/General Manager.....A.J. Preller  
Field Manager.....Bud Black  
Manager, Communications & Broadcasters.....Shana Wilson  
Manager, Media Relations.....Josh Ishoo

2014 Record.....77-85, Third place NL West

## 2014 Twins vs. San Diego

5/20 at SD W 5-3 8/5 SD W 3-1  
5/21 at SD W 2-0 8/6 SD L 4-5

Last Minnesota Sweep at MIN at SD  
3-Game June 17-19, 2011 June 24-26, 2008  
4-Game Never Never  
Last San Diego Sweep at MIN at SD  
3-Game Never Never  
4-Game Never Never

## ALL-TIME SERIES RESULTS

YEAR	HOME	ROAD	TOTALS
2003	- -	2-1	2-1
2005	1-2	- -	1-2
2008	- -	3-0	3-0
2011	3-0	- -	3-0
2014	1-1	2-0	3-1
<b>TOTALS</b>	<b>5-3</b>	<b>7-1</b>	<b>12-4</b>

## Won-Lost Record at Stadium

Metrodome (2005).....1-2  
Target Field (2010-present).....4-1  
Qualcomm Stadium (2003).....2-1  
PETCO Park (2008-present).....5-0



# SAN FRANCISCO GIANTS

24 Willie Mays Plaza, San Francisco, CA 94107  
(415) 972-2000, P.R. FAX: (415) 947-2800

Stadium (Capacity).....AT&T Park (41,915)  
Dimensions (L-C-R).....339-399-309

President & Chief Executive Officer.....Laurence M. Baer  
Senior Vice President & General Manager.....Brian Sabean  
Field Manager.....Bruce Bochy  
Senior Director, Media Relations.....Jim Moorehead  
Director, Baseball Information.....Matt Chisholm

2014 Record.....88-74, Second NL West (wildcard)

## 2014 Twins vs. San Francisco

5/23 at SF L 2-6 5/25 at SF L 1-8  
5/24 at SF L 1-2

Last Minnesota Sweep at MIN at SF  
3-Game Never Never  
4-Game Never Never  
Last San Francisco Sweep at MIN at SF  
3-Game Never May 23-25, 2014  
4-Game Never Never

## ALL-TIME SERIES RESULTS

YEAR	HOME	ROAD	TOTALS
2003	- -	2-1	2-1
2005	1-2	- -	1-2
2011	- -	1-2	1-2
2014	- -	0-3	0-3
<b>TOTALS</b>	<b>1-2</b>	<b>3-6</b>	<b>4-8</b>

## Won-Lost Record at Stadium

Metrodome (2005).....1-2  
Target Field (2010-present).....0-0  
AT&T Park (2003-present).....3-6



# WASHINGTON NATIONALS

1500 South Capitol St., S.E., Washington, D.C. 20003  
(202) 640-7000, P.R. FAX: (202) 640-7999

Stadium (Capacity)..... Nationals Park (41,888)  
Dimensions (L-C-R)..... 336-404-335

Managing Principal Owner..... Theodore N. Lerner  
Chief Operating Officer, Lerner Sports..... Alan Gottlieb  
General Manager & President of Baseball Operations..... Mike Rizzo  
Field Manager..... Matt Williams  
Senior Director, Baseball Communications..... John Dever

2014 Record..... 96-66, First place NL East

2014 Twins vs. Washington  
None

Last Minnesota Sweep	at MIN	at WAS
3-Game	June 17-19, 2008	June 15-17, 2004 (Montreal)
4-Game	Never	Never
Last Washington Sweep	at MIN	at WAS
3-Game	Never	Never
4-Game	Never	Never

## ALL-TIME SERIES RESULTS

YEAR	HOME	ROAD	TOTALS
2004	- -	3-0 (MTL)	3-0
2007	1-2	- -	1-2
2008	3-0	- -	3-0
2013	- -	1-2	1-2
<b>TOTALS</b>	<b>4-2</b>	<b>4-2</b>	<b>8-4</b>

## Won-Lost Record at Stadium

Metrodome (2007-08)	4-2
Target Field (2010-present)	0-0
Olympic Stadium in Montreal (2004)	3-0
Nationals Park (2013-present)	1-2

## TOP ACTIVE OPPOSITION VS. TWINS

### HITTERS

#### BATTING AVERAGE (MIN. 100 AB)

1. Mark Teixeira.....	.367
2. Howie Kendrick.....	.358
3. David Ortiz.....	.345
4. Bobby Abreu.....	.342
5. Robinson Cano.....	.342
6. Dustin Pedroia.....	.341
7. Jose Bautista.....	.336
8. Ichiro Suzuki.....	.327
9. B.J. Upton.....	.326
10. Torii Hunter.....	.326

#### HOME RUNS

1. Paul Konerko.....	50
2. Alex Rodriguez.....	46
3. Miguel Cabrera.....	30
4. Curtis Granderson.....	23
5. Victor Martinez.....	22
6. Jose Bautista.....	20
David Ortiz.....	20
Mark Teixeira.....	20
9. Raul Ibanez.....	19
Jhonny Peralta.....	19

#### HITS

1. Paul Konerko.....	265
2. Victor Martinez.....	175
3. Derek Jeter.....	173
4. Alex Rodriguez.....	168
5. Billy Butler.....	158
6. Ichiro Suzuki.....	156
7. Miguel Cabrera.....	155
8. Alexei Ramirez.....	154
9. Jhonny Peralta.....	153
10. Alex Gordon.....	140

### PITCHERS

#### WINS

1. Mark Buehrle.....	28
2. CC Sabathia.....	17
3. Justin Verlander.....	15
4. Bartolo Colon.....	10
5. Jeremy Guthrie.....	9
Cliff Lee.....	9
Max Scherzer.....	9
Jered Weaver.....	9
9. John Lackey.....	8
Rick Porcello.....	8

#### STRIKEOUTS

1. Mark Buehrle.....	201
2. CC Sabathia.....	189
3. Justin Verlander.....	181
4. Bartolo Colon.....	118
5. Max Scherzer.....	103
6. Cliff Lee.....	102
7. John Danks.....	101
Felix Hernandez.....	101
9. Zack Greinke.....	98
10. Justin Masterson.....	95

#### ERA (MIN. 75.0 IP)

1. Felix Hernandez.....	2.08
2. Tim Hudson.....	2.20
3. CC Sabathia.....	3.03
4. Doug Fister.....	3.10
5. John Lackey.....	3.10
6. Justin Verlander.....	3.19
7. Jered Weaver.....	3.22
8. Jake Peavy.....	3.32
9. Jeremy Guthrie.....	3.38
10. Scott Kazmir.....	3.42

# 2014 TWINS INTERLEAGUE PLAY

DATE	OPPONENT	W/L	SCORE	WINNER	LOSER	RECORD	ALL-TIME
4/30	Los Angeles-NL	L	4-6	Grimke	Gibson	0-1	165-138
5/1	Los Angeles-NL	L	4-9	Haren	Pelfrey	0-2	165-139
	Los Angeles-NL	L	3-4	Wright	Duensing	0-3	165-140
5/20	@San Diego	W	5-3	Correia	Kennedy	1-3	166-140
5/21	@San Diego	W	2-0	Hughes	Ross	2-3	167-140
5/23	@San Francisco	L	2-6	Lincecum	Gibson	2-4	167-141
5/24	@San Francisco	L	1-2	Vogelsong	Deduno	2-5	167-142
5/25	@San Francisco	L	1-8	Bumgarner	Nolasco	2-6	167-143
6/2	@Milwaukee	L	2-6	Garza	Gibson	2-7	167-144
6/3	@Milwaukee	W	6-4	Deduno	Gallardo	3-7	168-144
6/4	Milwaukee	W	6-4	Nolasco	Wooten	4-7	169-144
6/5	Milwaukee	L	5-8	Peralta	Correia	4-8	169-145
7/11	@Colorado	L	2-6	De La Rosa	Johnson	4-9	169-146
7/12	@Colorado	W	9-3	Correia	Matzek	5-9	170-146
7/13	@Colorado	W	13-5	Hughes	Anderson	6-9	171-146
8/5	San Diego	W	1-3	Hughes	Hahn	7-9	172-146
8/6	San Diego	L	5-4	Quackenbush	Swarzak	7-10	172-147
9/22	Arizona	L	6-2	Collmenter	Nolasco	7-11	172-148
9/23	Arizona	W	3-6	Gibson	Chafin	8-11	173-148
9/24	Arizona	W	2-1	Hughes	Nuno	9-11	174-148

## TWINS INTERLEAGUE PLAY RECORD BY YEAR

1997.....	7-8	2006.....	16-2
1998.....	7-9	2007.....	11-7
1999.....	10-7	2008.....	14-4
2000.....	7-11	2009.....	12-6
2001.....	9-9	2010.....	8-10
2002.....	10-8	2011.....	8-10
2003.....	10-8	2012.....	9-9
2004.....	11-7	2013.....	8-12
2005.....	8-10	2014.....	9-11



## TWINS INTERLEAGUE PLAY HISTORY

### PITCHERS HITTING

YEAR	AVG	AB	R	H	2B	3B	HR	RBI	SH	SF	BB	SO
1997	.111	18	0	2	0	0	0	1	1	0	0	6
1998	.313	16	1	5	0	0	0	1	0	0	0	9
1999	.056	18	0	1	0	0	0	0	0	0	3	8
2000	.176	17	1	3	2	0	0	0	2	0	0	9
2001	.353	17	2	6	2	0	0	1	1	0	0	4
2002	.227	22	0	5	0	0	0	1	1	0	1	6
2003	.200	20	1	4	0	0	0	0	5	0	2	7
2004	.143	21	0	3	0	0	0	2	2	0	0	8
2005	.091	22	1	2	0	0	0	0	2	0	0	5
2006	.105	19	1	2	0	0	0	1	3	0	1	10
2007	.080	25	2	2	1	1	0	1	5	0	1	5
2008	.316	19	2	6	1	0	0	3	5	0	0	5
2009	.000	21	0	0	0	0	0	0	5	0	1	10
2010	.176	17	0	3	0	0	0	0	5	0	0	9
2011	.150	20	0	3	1	0	0	1	0	0	1	7
2012	.053	19	1	1	0	0	0	1	1	0	1	11
2013	.046	22	0	1	0	0	0	0	4	0	0	12
2014	.091	22	0	2	1	0	0	1	0	0	0	14
TOTALS	.144	355	12	51	8	1	0	14	42	0	11	147

### TEAM RECORDS

Last Minnesota Sweep.....	2-0, May 20-21 at SD
Last Sweep of Minnesota.....	0-3, May 23-25 vs. SF
Largest Margin, Victory.....	12 runs, 3x, 5/21/10 vs. MIL (15-3)
Largest Margin, Defeat.....	15 runs, 6/27/11 vs. LAD (0-15)
Most Runs Scored.....	16, 5/20/06 at MIL
Most Runs Allowed.....	16, 5/20/12 at MIL
Twins Home Record.....	96-64
Twins Road Record.....	78-84
Winning Streak.....	12, 6/22/06-5/19/07
Losing Streak.....	6, 6/22-27/11


## INDIVIDUAL HIGHS

### PITCHING

WINS, Career.....	16, Santana
Season.....	5, Liriano, (2006)
LOSSES, Career.....	11, Radke
Season.....	4, Radke (2005)
SAVES, Career.....	27, Nathan
Season.....	6, 6x, last Perkins (2013)
STRIKEOUTS, Career.....	191, Santana
Season.....	43, Liriano (2006)

### HITTING

AVERAGE (min. 150 PA), Career.....	.350, Young
Season.....	.492, Mauer (2006)
HITS, Career.....	210, Mauer
Season.....	30, Mauer (2006)
HR, Career.....	29, Hunter
Season.....	9, Plouffe (2012)
RBI, Career.....	107, Morneau
Season.....	20, Cuddyer/Morneau (2006)



2014  
**ALL★STAR**  
**GAME**

**MINOR LEAGUES**



# KENNYS VARGAS AND JOSE BERRIOS NAMED 2014 TWINS MINOR LEAGUE PLAYER AND PITCHER OF THE YEAR

First baseman, **Kennys Vargas** was named the 2014 Sherry Robertson Award winner as the Twins Minor League Player of the Year and right-handed pitcher, **Jose Berrios** was named the 2014 Jim Rantz Award winner as the Twins Minor League Pitcher of the Year.

Vargas, 24, began the season at Double-A New Britain and batted .281 (100-for-356) with 17 doubles, 17 home runs, 63 RBI, 50 runs scored and 43 walks in 97 games with the Rock Cats. He was promoted to the major league club August 1 and hit .288 (57-for-198) with nine doubles, one triple, nine home runs, 38 RBI and 24 runs scored in 47 games with the Twins.

The 6-foot-5, 270-pounder was the Twins minor league Player of the Week in early May, batting .476 (10-for-21) with two doubles, three home runs and seven RBI in seven games with New Britain. Vargas was selected to play in the SiriusXM Futures Game at Target Field over the All-Star break and was also named an Eastern League Midseason All-Star.

Berrios, 20, began the season at Single-A Ft. Myers and went 9-3, 1.96 ERA (96.1 IP, 21 ER), allowing 78 hits with 23 walks and 109 strikeouts in 16 starts. He was promoted to Double-A New Britain July 7 and went 3-4, 3.54 ERA (40.2 IP, 16 ER), allowing 33 hits with 12 walks and 28 strikeouts in eight starts. Berrios was placed on the disabled list August 2 with a right shoulder strain and reinstated August 10. He made one start with Triple-A Rochester, going 0-1, 18.00 ERA (3.0 IP, 6 ER).

The 6-foot, 187-pounder was a two-time Florida State League Pitcher of the Week in 2014, earning the honors for the weeks ending June 2 and June 23. Additionally, he was named to the Florida State League Midseason and Postseason All-Star Teams. He was second among all Twins minor leaguers in wins (12) and strikeouts (111). Berrios was the starting pitcher for the World Team in the SiriusXM Futures Game at Target Field on July 13, tossing a perfect 1.0 inning with one strikeout.

The Sherry Robertson Award, named in honor of the Twins first farm director, was established in 1970 to recognize the Twins top minor league performer each season.

Beginning in 2002, the award began recognizing the Twins Minor League Player of the Year while an additional award was created to recognize the Twins Minor League Pitcher of the Year. This award was named in honor of former Twins Minor League Director and Twins Hall of Famer, Jim Rantz.



## SHERRY ROBERTSON AWARD

YEAR	PLAYER	POS	YEAR	PLAYER	POS
1970	Mark Wiley	P	1994	LaTroy Hawkins	P
1971	Steve Brye	OF	1995	Javier Valentin	C
1972	Tom Smithson	C	1996	Todd Walker	3B-2B
1973	Craig Kusick	1B	1997	David Ortiz	1B
1974	Butch Wynegar	C	1998	Doug Mientkiewicz	1B
1975	Steve Luebber	P	1999	Michael Restovich	OF
1976	Dan Graham	C	2000	John Barnes	OF
1977	Greg Field	P	2001	Michael Cuddyer	3B
1978	Steve Douglas	OF	2002	Lew Ford	OF
1979	Steve Green	P	2003	Joe Mauer	C
1980	Bob Konopa	P	2004	Jason Kubel	OF
1981	Kent Hrbek	1B	2005	David Winfree	3B
1982	Jeff Reed	C	2006	Alexi Casilla	1F
1983	Tim Lincecum	2B	2007	Brian Buscher	3B
1984	Curt Wardle	P	2008	Ben Revere	OF
1985	Mark Davidson	OF	2009	Ben Revere	OF
1986	Gene Larkin	1B	2010	Joe Benson	OF
1987	Mike Dyer	P	2011	Brian Dozier	SS
1988	Pete Delkus	P	2012	Oswaldo Arcia	OF
1989	Paul Sorrento	1B	2013	Byron Buxton	OF
1990	Denny Neagle	P	2014	Kennys Vargas	1B/DH
1991	Pat Mahomes	P			
1992	Marty Cordova	OF			
1993	LaTroy Hawkins	P			

## JIM RANTZ AWARD

YEAR	PLAYER	POS
2002	J.D. Durbin	RHP
2003	Jesse Crain	RHP
2004	Scott Baker	RHP
2005	Francisco Liriano	LHP
2006	Matt Garza	RHP
2007	Kevin Slowey	RHP
2008	Anthony Slama	RHP
2009	David Bromberg	RHP
2010	Kyle Gibson	RHP
2011	Liam Hendriks	RHP
2012	B.J. Hermens	RHP
2013	Andrew Albers	LHP
2014	Jose Berrios	RHP

## MINOR LEAGUE RECAP

### ROCHESTER (77-67, Triple-A, International League)



-- The Red Wings finished fourth in the International League North Division with a 77-67 record. Red Wing pitchers led the league in complete games (8) and fewest hits allowed (1,123) along with finishing second in ERA (3.53) and strikeouts (1,141). Red Wing hitters finished first in the league in doubles (299) and fifth in batting average (.266), but finished last in walks (414). A.J. Achter (RHP) was the Red Wings' lone representative in the Triple-A All-Star Game. Alex Meyer (RHP) tied for the league lead in strikeouts (153) while throwing 130.1 innings and was named to represent Team USA at the MLB All-Star Futures Game at Target Field. Yohan Pino (RHP) and Kris Johnson (LHP) tied for the team lead in wins (10). Doug Beriner (INF) led the team in RBI (54) while hitting .280 with a .348 OBP.

### NEW BRITAIN (73-69, Double-A, Eastern League)



-- The Rock Cats finished third in the Eastern Division after going 73-69. Rock Cats hitters finished with 283 doubles, good for first in the Eastern League, while the pitching staff led the league in fewest walks allowed (351). Tony Thomas (2B), Kennys Vargas (1B), Reynaldo Rodriguez (OF), Cole Johnson (RHP) and Taylor Rogers (LHP) were named to the Eastern Division All-Star team. Vargas and Jose Berrios (RHP) were named to represent the World Team at the MLB All-Star Futures Game in Minneapolis. Outfielder Reynaldo Rodriguez led the league in doubles (36) while leading the team in home runs (21), hits (132), RBI (66) and slugging percentage (.510). Left-hander Taylor Rogers tied for third in the league in wins (11) and fifth in strikeouts (113) while Virgil Vasquez (RHP) tied for the league lead in both complete games (3) and shutouts (2).

### FT. MYERS (82-57, High-A, Florida State League)



-- The Miracle captured the Florida State League title for the first time in the team's 22 year history. For the second consecutive season, the Miracle secured the South Division title with a first half record of 41-28 and ended the campaign with an overall record of 82-57, good for the best record in the league. At the plate, Miracle hitters led the league in RBI (661) and walks (523) while finishing second in doubles (248), on-base percentage (.339) and slugging percentage (.383). Jose Berrios (RHP), David Hurlbut (LHP), Brett Lee (LHP) and Adam Brett Walker (OF) were named to the South Division All-Star team. Walker won the FSL Home Run Derby and took home the All-Star Game MVP award after going 3-for-5 with a home run. Walker also led the league in home runs (25) and RBI (94) while Niko Goodrum (SS) led the league with 35 stolen bases. Before his call-up to Double-A New Britain in July, Jose Berrios (RHP) amassed a 9-3 record with a 1.96 ERA while striking out 109 batters in 96.1 innings pitched for the Miracle. Manager Doug Mientkiewicz, along with Walker and Berrios, were named to the FSL Postseason All-Star team.

### CEDAR RAPIDS (73-67, Low-A, Midwest League)



-- The Kernels finished the regular season with a 73-67 record and captured a second consecutive trip to the postseason where they defeated Burlington (2-1) in the opening round before getting swept (2-0) by Kane County in the Western Division Championship Series. At the plate, the Kernels finished second in the league in on-base percentage (.330), while hitting .259 as a team, good for fifth in the league. Three Kernels were named to the MWL All-Star team, including: Bryan Haar (3B), Yorman Landa (RHP) and Kohl Stewart (RHP). Catcher Mitch Garver finished fourth in the MWL batting race, hitting .298, along with finishing third in on-base percentage (.399) and leading the team in home runs (16) and RBI (79). Right-hander Ryan Eades led the team in wins (10), innings pitched (133) and strikeouts (98). Garver was the only Kernel named to the MWL Postseason All-Star team.

### ELIZABETHTON (38-30, Rookie Advanced, Appalachian League)



-- Led by newcomers Max Murphy, 2014 first-round draft pick Nick Gordon and Trey Vavra, son of Twins coach Joe Vavra, the E-Twins finished the 2014 campaign 38-30 and in first place in the Appalachian West Division. On the mound, 20-year-old Felix Jorge finished fourth in the league in earned run average, posting a 4-2, 2.59 ERA in 12 starts, including two complete games and was named the league's Pitcher of the Year. As a team, the E-Twins staff led the league in strikeouts with 634 in 584.1 innings. Murphy, a Robbinsdale, Minn. native, was named league MVP despite playing just 35 games before his promotion to Cedar Rapids, hitting .378 with 10 home runs and 26 RBI. Manager Ray Smith was named Manager of the Year for a seventh time, while Gordon was named to the All-Star team as a utility infielder, hitting .294 with 11 steals in his first pro season. The E-Twins fell two games to one to Johnson City in the Semifinal Playoff series.

### GCL TWINS (23-37, Rookie, Gulf Coast League)

-- The GCL Twins finished with a 23-37 record, fourth in the Gulf Coast League South Division. Despite finishing with a league-low .226 team batting average, scoring just over three and-a-half runs-per-game, the Twins led the league with 108 stolen bases, including six different players in double-digits. Postseason All-Star Amaury Minier led the team in average (.292), home runs (8), RBI (33), on-base percentage (.405) and slugging-percentage (.520), while Manuel Guzman was tied for the league-lead with 18 steals. Brandon Easton was the Twins most consistent starter, going 2-2, 2.70 ERA (50.0 IP, 15 ER), and the team's other Postseason All-Star, closer Trevor Hildenberger, finished with 10 saves, tied for most in the league.

### DSL TWINS (43-27, Rookie, Dominican Summer League)

-- The DSL Twins finished second in the Boca Chica Baseball City, four games behind the division winning DSL Orioles. The pitching staff finished inside the top 10 in team ERA at 2.98, led by starters Williams Ramirez (4-1, 1.81), Jadison Jimenez (6-3, 2.19) and Jose Ramirez (4-0, 2.25). Offensively, the team displayed patience at the plate, ending fourth in the league in walks, and hit 38 triples, good for fifth best in the DSL. Second baseman Jorge Andrade and outfielder Junior Amarante led in the team in batting average (.287), stealing 22 bases apiece, while first baseman Lewin Diaz finished with a team-best five home runs.



# TRIPLE-A ROCHESTER

## ROCHESTER RED WINGS

International League - Triple-A (12th year)

Red Wings 2014 Record: 77-67 (4th place)

ONE MORRIE SILVER WAY  
ROCHESTER, NEW YORK 14608  
(585) 454-1001  
FAX: (585) 454-1056

President/CEO ..... Naomi Silver  
General Manager ..... Dan Mason  
Media Relations ..... Tim Doohan  
Stadium ..... Frontier Field  
Capacity ..... 10,840  
Pitching Coach ..... Marty Mason  
Hitting Coach ..... Tim Doherty  
Trainer ..... Larry Benness  
Strength and Conditioning Coach ..... Jon Cioffi



**GENE GLYNN**  
MANAGER

## 2014 FINAL STATISTICS

PLAYER	AVG	G	AB	R	H	2B	3B	HR	RBI	SF	SH	HB	BB	SO	SB	CS	E	OBP
Arcia, Oswaldo	.312	22	77	16	24	7	0	5	18	1	0	2	5	17	1	0	0	.365
Beresford, James	.276	131	507	65	140	28	2	2	47	4	8	1	36	75	7	4	11	.323
Bernier, Doug	.280	124	404	53	113	25	2	6	54	5	12	5	40	78	5	4	12	.348
Colabello, Chris	.268	61	213	28	57	13	0	10	38	2	0	2	21	55	0	0	4	.336
Farris, Eric	.280	133	483	59	135	23	1	4	44	7	4	3	26	57	16	8	0	.316
Florimon, Pedro	.257	85	280	38	72	17	4	4	29	3	0	1	30	82	12	2	18	.328
Foyer, Eric	.252	36	111	12	28	7	1	0	11	1	1	0	12	29	5	0	1	.323
Hanson, Nate	.241	23	83	12	20	7	0	2	11	1	0	2	4	15	0	0	2	.289
Herrmann, Chris	.304	60	204	31	62	18	4	5	26	1	0	2	21	45	4	1	3	.373
Hicks, Aaron	.278	24	72	9	20	5	0	1	8	2	1	0	9	13	1	1	0	.349
Mastroianni, Darin	.450	4	20	4	9	2	0	0	2	0	0	0	0	4	0	1	0	.450
Nelson, Brad	.229	71	227	27	52	11	0	5	30	4	0	1	28	43	0	1	2	.312
Nunez, Eduardo	.282	11	39	7	11	1	0	1	6	1	0	0	1	8	1	0	2	.293
Ortiz, Daniel	.256	73	242	36	62	13	3	8	33	2	0	1	9	51	0	0	3	.283
Parmelee, Chris	.305	32	118	13	36	7	0	7	23	2	0	1	14	24	0	0	1	.378
Pinto, Josmil	.279	60	208	24	58	17	1	6	35	1	0	2	31	37	0	1	2	.376
Rahl, Chris	.259	104	332	41	86	17	1	7	43	5	1	1	7	82	9	6	3	.272
Ramirez, Wilkin	.262	107	386	44	101	23	3	4	41	5	0	4	22	104	8	2	1	.305
Rodriguez, Reynaldo	.156	10	32	2	5	1	0	1	4	1	0	0	3	8	0	0	0	.229
Rohlfing, Dan	.205	75	219	29	45	17	0	2	23	2	0	5	28	56	0	1	2	.307
Romero, Deibinson	.265	123	419	50	111	31	2	8	45	5	0	8	60	88	0	1	21	.364
Santana, Danny	.268	24	97	15	26	7	2	0	7	0	2	0	6	28	4	1	5	.311
Williamingham, Josh	.185	8	27	3	5	2	0	1	3	0	0	1	1	8	0	0	0	.241
<b>Team Total</b>	<b>.266</b>	<b>144</b>	<b>4800</b>	<b>618</b>	<b>1278</b>	<b>299</b>	<b>26</b>	<b>89</b>	<b>581</b>	<b>54</b>	<b>29</b>	<b>42</b>	<b>414</b>	<b>1007</b>	<b>73</b>	<b>34</b>	<b>101</b>	<b>.327</b>

PITCHER	W	L	ERA	G	GS	CG	SH	SV	IP	H	R	ER	HR	HB	BB	SO	WP	BK	BAA
Achter, A.J.	4	4	2.38	40	0	0	0	6	72.0	44	20	19	4	2	24	69	3	1	.176
Berrios, Jose	0	1	18.00	1	1	0	0	0	3.0	7	6	6	0	0	3	3	0	0	.438
Darnell, Logan	7	6	3.60	23	19	1	0	0	115.0	108	63	46	16	1	49	90	8	4	.246
Diamond, Scott	4	7	6.53	17	15	1	0	0	80.0	109	62	58	10	1	22	47	2	0	.328
Duffey, Tyler	2	0	3.94	3	3	0	0	0	16.0	16	7	7	3	1	6	16	0	0	.258
Gilmarin, Sean	2	4	4.28	14	14	0	0	0	73.2	69	39	35	7	1	28	59	3	0	.250
Guerra, Deolis	2	2	4.33	36	1	0	0	0	52.0	51	28	25	5	0	18	54	3	0	.250
Guerrier, Matt	0	1	7.20	4	0	0	0	1	5.0	7	4	4	2	0	2	3	1	0	.318
Hamburger, Mark	4	4	3.79	14	6	0	0	1	54.2	51	27	23	1	2	22	37	1	0	.249
Hoffman, Matt	1	0	3.80	14	0	0	0	2	21.1	24	10	9	4	0	9	19	1	0	.293
Ibarra, Edgar	5	0	3.44	31	0	0	0	0	49.2	50	19	19	3	0	23	42	3	0	.259
Johnson, Kris	10	7	3.48	23	23	2	0	0	132.0	115	58	51	8	2	55	102	7	0	.232
May, Trevor	8	6	2.84	18	18	1	1	0	98.1	75	33	31	4	0	39	94	2	0	.209
Meyer, Alex	7	7	3.52	27	27	0	0	0	130.1	116	58	51	10	8	64	153	4	0	.241
Milone, Tommy	0	1	1.29	1	1	0	0	0	7.0	6	1	1	0	0	2	3	1	0	.240
O'Rourke, Ryan	0	0	0.00	1	0	0	0	0	1.0	1	0	0	0	0	0	1	1	0	.250
Oliveros, Lester	1	2	2.29	24	0	0	0	6	35.1	27	10	9	0	1	13	52	1	0	.208
Peltrey, Mike	1	0	0.90	2	2	0	0	0	10.0	9	1	1	0	1	3	3	0	0	.250
Pino, Yohan	10	2	2.47	16	9	2	2	0	73.0	47	21	20	9	3	24	72	3	1	.180
Pressly, Ryan	1	4	2.98	35	0	0	0	6	60.1	55	25	20	1	1	21	63	6	0	.238
Pryor, Stephen	1	0	0.89	14	0	0	0	2	20.1	6	2	2	2	0	16	22	5	0	.094
Raley, Brooks	0	1	3.68	8	1	0	0	1	14.2	17	7	6	1	1	11	19	1	0	.283
Rohlfing, Dan	0	0	0.00	2	0	0	0	1	2.0	2	0	0	0	0	1	1	0	0	.250
Thompson, Aaron	3	3	3.98	46	0	0	0	3	52.0	49	27	23	5	1	26	51	4	0	.250
Tonkin, Michael	3	4	2.80	39	0	0	0	10	45.0	41	18	14	2	2	12	46	1	0	.246
Vasquez, Virgil	1	1	4.50	3	3	1	0	0	16.0	16	8	8	2	1	6	17	1	1	.262
Wheeler, Jason	0	0	3.60	1	1	0	0	0	5.0	5	2	2	0	0	2	3	0	0	.263
<b>Team Total</b>	<b>77</b>	<b>67</b>	<b>3.53</b>	<b>144</b>	<b>144</b>	<b>8</b>	<b>12</b>	<b>39</b>	<b>1244.2</b>	<b>1123</b>	<b>556</b>	<b>488</b>	<b>99</b>	<b>29</b>	<b>501</b>	<b>1141</b>	<b>62</b>	<b>7</b>	<b>.240</b>



# DOUBLE-A NEW BRITAIN

## NEW BRITAIN ROCK CATS

Eastern League - Double-A (20th year)

Rock Cats 2014 Record: 73-69 (3rd place)

P.O. Box 1718,  
NEW BRITAIN, CT 06050  
(860) 224-8383  
FAX: (860) 225-6267

President.....Bill Dowling  
General Manager.....Tim Restall  
Media Relations.....Jeff Dooley  
Stadium.....New Britain Stadium  
Capacity.....6,146  
Pitching Coach.....Stu Cliburn  
Hitting Coach.....Chad Allen  
Trainer.....Chris Johnson  
Strength and Conditioning Coach.....Tyler Donahue



**JEFF SMITH**  
MANAGER

## 2014 FINAL STATISTICS

PLAYER	AVG	G	AB	R	H	2B	3B	HR	RBI	SF	SH	HB	BB	SO	SB	CS	E	OBP
Boyer, Brad	.246	79	256	19	63	7	3	0	26	5	4	1	13	33	14	3	10	.280
Buxton, Byron	.000	1	3	0	0	0	0	0	0	0	0	0	0	3	0	0	0	.000
Fuld, Sam	.429	4	14	4	6	2	0	1	2	0	0	0	2	1	0	0	1	.500
Gonzales, Mike	.264	31	106	14	28	7	0	3	18	0	0	3	9	26	0	0	2	.339
Hanson, Nate	.259	96	367	53	95	26	0	4	46	4	0	10	34	54	1	0	4	.335
Hicks, Aaron	.297	43	148	30	44	11	1	4	21	2	0	0	28	27	2	3	2	.404
Knudson, Kyle	.219	83	247	15	53	16	0	0	33	3	2	5	19	57	0	0	3	.265
Koch, Matt	.212	73	217	23	46	9	0	2	19	1	3	2	27	58	2	1	4	.304
Kvasnicka, Mike	.257	112	370	35	95	23	0	10	55	3	0	0	26	80	5	3	5	.303
Mejia, Adelin	.275	15	51	6	14	1	0	0	4	0	2	0	6	9	2	1	7	.351
Michael, Levi	.340	15	53	13	18	1	0	0	1	0	0	3	7	11	4	1	1	.444
Nunez, Eduardo	.400	4	10	1	4	0	1	0	0	0	0	0	3	2	1	0	1	.538
Ortiz, Daniel	.324	49	182	22	59	16	2	4	31	1	1	1	4	34	3	1	4	.340
Pettersen, A.J.	.203	27	59	5	12	4	0	0	2	0	3	1	10	17	1	1	6	.329
Polanco, Jorge	.281	37	146	13	41	6	0	1	16	0	2	0	9	28	7	3	12	.323
Ray, Lance	.208	8	24	4	5	2	1	0	4	1	0	2	2	10	0	0	0	.310
Rodriguez, Jairo	.192	9	26	2	5	0	0	0	1	0	0	0	2	2	1	0	0	.250
Rodriguez, Reynaldo	.286	126	461	81	132	36	2	21	66	10	0	7	39	77	6	4	1	.344
Rosario, Eddie	.237	79	316	40	75	20	3	8	36	2	0	1	17	68	8	4	2	.277
Thomas, Tony	.241	129	453	71	109	29	6	12	45	3	0	4	37	141	14	4	13	.302
Vargas, Kennes	.281	97	356	50	100	17	0	17	63	3	0	3	43	68	0	2	4	.360
Waring, Brandon	.212	106	345	40	73	28	0	13	43	1	0	10	40	150	2	0	10	.311
Wickens, Stephen	.217	57	161	20	35	6	0	0	12	3	3	3	10	29	5	3	3	.271
Wilson, Kenny	.195	11	41	6	8	3	0	0	1	0	1	2	6	10	3	1	2	.327
Wilson, Kenny	.232	55	211	30	49	7	4	2	16	2	6	6	17	58	17	6	4	.305
Wimberly, Corey	.252	72	246	32	62	13	5	0	19	1	7	5	15	37	17	4	3	.307
Team Total	.254	142	4658	599	1182	283	24	100	564	43	28	63	402	1032	98	39	114	.319

PITCHER	W	L	ERA	G	GS	CG	SH	SV	IP	H	R	ER	HR	HB	BB	SO	WP	BK	BAA
Achter, A.J.	0	0	0.00	3	0	0	0	1	6.2	3	0	0	0	0	1	11	0	0	.136
Adam, Jason	0	0	5.14	2	1	0	0	0	7.0	10	4	4	0	0	2	3	1	0	.333
Baxendale, D.J.	0	3	5.76	7	4	0	0	0	25.0	32	20	16	2	0	5	14	0	0	.311
Berrios, Jose	3	4	3.54	8	8	1	0	0	40.2	33	17	16	2	2	12	28	1	1	.226
Boer, Madison	0	0	2.70	2	0	0	0	0	3.1	4	1	1	0	0	2	2	0	0	.286
Dean, Pat	8	9	4.81	26	26	1	0	0	144.0	192	91	77	20	8	31	83	3	0	.320
Duffey, Tyler	8	3	3.80	18	18	0	0	0	111.1	104	52	47	14	5	19	84	4	0	.248
Fuller, Jim	3	1	2.41	38	0	0	0	1	56.0	48	16	15	2	4	30	68	5	0	.227
Gilmarin, Sean	7	3	3.13	12	12	0	0	0	72.0	76	30	25	2	3	16	74	3	1	.275
Guerrier, Matt	0	0	0.00	3	0	0	0	0	4.0	4	1	0	0	1	2	5	0	0	.286
Hamburger, Mark	0	1	3.38	8	1	0	0	1	16.0	16	9	6	2	1	5	17	3	0	.258
Hermosen, B.J.	0	0	13.50	3	0	0	0	0	4.0	9	8	6	0	1	2	0	0	0	.429
Ibarra, Edgar	2	1	6.91	9	0	0	0	1	14.1	17	12	11	1	1	5	16	1	0	.309
Johnson, Cole	3	8	3.84	49	2	0	0	9	72.2	71	36	31	6	4	21	82	6	0	.251
Melotakis, Mason	1	0	2.25	13	0	0	0	2	16.0	17	5	4	0	1	3	17	2	0	.274
O'Rourke, Ryan	2	4	3.98	50	0	0	0	4	40.2	36	24	18	5	0	16	52	1	0	.232
Oliveros, Lester	3	1	0.89	26	0	0	0	12	30.1	17	6	3	0	3	14	36	2	0	.162
Rogers, Taylor	11	6	3.29	24	24	1	0	0	145.0	150	63	53	4	6	37	113	4	0	.268
Salcedo, Adrian	3	9	4.19	39	6	0	0	2	73.0	78	39	34	2	3	24	76	15	0	.272
Summers, Matt	2	4	6.79	28	6	0	0	1	53.0	64	46	40	5	5	21	54	7	0	.300
Turpen, Daniel	5	2	4.48	40	1	0	0	3	62.1	53	33	31	5	3	30	62	7	0	.226
Vasquez, Virgil	6	6	4.09	22	20	3	2	0	123.1	118	58	56	12	8	31	92	3	0	.252
Wheeler, Jason	5	4	2.78	12	12	1	0	0	74.1	69	23	23	9	4	16	55	1	1	.242
Wimmers, Alex	1	0	3.74	13	1	0	0	1	21.2	19	9	9	3	0	6	27	1	0	.229
Team Total	73	69	3.89	142	142	7	9	38	1216.2	1240	603	526	96	63	351	1071	70	3	.263



# SINGLE-A FT. MYERS

## FT. MYERS MIRACLE

Florida State League - Single-A (23rd year)

Miracle 2014 Record: 82-57

(1st Half: 1st; 2nd Half: 2nd; Overall: FSL Champions)

President.....Steve Gliner  
General Manager.....Andrew Seymour  
Media Relations.....Brice Zimmerman  
Stadium.....Hammond Stadium  
Capacity.....8,100  
Pitching Coach.....Gary Lucas  
Hitting Coach.....Jim Dwyer  
Trainer.....Alan Rail

14400 SIX MILE CYPRESS  
PARKWAY  
FT. MYERS, FL 33912  
(239) 768-4210  
FAX: (239) 768-8211



**DOUGMIENTKIEWICZ**  
MANAGER

## 2014 FINAL STATISTICS

PLAYER	AVG	G	AB	R	H	2B	3B	HR	RBI	SF	SH	HB	BB	SO	SB	CS	E	OBP
Buxton, Byron	.240	30	121	19	29	4	2	4	16	0	0	3	10	33	6	2	0	.313
Gonzales, Mike	.274	78	281	44	77	22	0	9	53	3	0	5	30	62	0	0	1	.351
Goodrum, Niko	.249	122	438	63	109	19	5	3	49	4	2	2	58	99	35	4	24	.337
Grimes, Tyler	.232	79	263	34	61	14	2	3	38	4	7	8	25	69	1	2	7	.313
Haar, Bryan	.226	10	31	3	7	3	0	0	5	1	0	0	4	12	0	0	2	.306
Harrison, Travis	.269	129	458	80	123	33	1	3	59	8	0	7	64	86	7	5	9	.361
Hicks, Dalton	.262	118	423	69	111	24	2	11	76	10	0	1	57	94	1	1	8	.344
Kanzler, Jason	.267	27	86	23	23	3	1	3	11	0	0	3	12	33	12	0	0	.376
Kepler, Max	.264	102	364	53	96	20	6	5	59	2	2	5	34	62	6	2	5	.333
Mejia, Adertio	.273	95	348	48	95	14	0	1	40	5	5	3	48	43	23	6	10	.361
Michael, Levi	.305	45	177	28	54	9	2	1	21	2	1	2	19	25	6	4	5	.375
Murphy, Jon	.197	21	66	9	13	3	0	0	8	0	0	0	9	24	2	2	0	.293
Pettersen, A.J.	.263	7	19	3	5	1	0	0	2	1	1	1	1	4	0	0	1	.318
Polanco, Jorge	.291	94	378	61	110	17	6	6	45	6	1	1	46	60	10	8	26	.364
Ray, Lance	.286	18	63	9	18	8	0	2	7	1	0	1	4	12	0	0	0	.333
Roberts, Nate	.276	19	58	12	16	9	1	0	8	0	0	1	10	11	0	0	0	.391
Rodriguez, Jairo	.227	29	97	10	22	7	0	0	14	3	1	3	5	16	0	0	4	.278
Rosario, Eddie	.300	8	30	5	9	0	0	0	4	0	0	0	4	5	1	1	0	.382
Santana, Danny	.000	3	11	0	0	0	0	0	0	0	0	0	1	3	1	0	0	.083
Swim, Alex	.333	1	3	0	1	0	0	0	0	0	0	0	0	0	0	0	0	.333
Turner, Stuart	.249	93	325	49	81	16	2	7	40	2	1	5	31	61	7	0	3	.322
Valera, Rafael P.	.111	3	9	0	1	1	0	0	0	0	0	0	1	3	0	0	0	.200
Walker II, Adam Brett	.246	132	505	78	124	19	1	25	94	3	0	2	44	156	9	5	6	.307
Wickens, Stephen	.310	15	58	11	18	2	1	1	12	2	0	0	6	12	4	1	1	.364
Team Total	.261	139	4612	712	1203	248	32	84	661	57	21	53	523	985	131	43	120	.339

PITCHER	W	L	ERA	G	GS	CG	SH	SV	IP	H	R	ER	HR	HB	BB	SO	WP	BK	BAA
Baxendale, D.J.	4	4	6.02	11	11	1	0	0	58.1	70	39	39	7	4	12	41	3	0	.297
Berrios, Jose	9	3	1.96	16	16	1	1	0	96.1	78	29	21	4	4	23	109	5	3	.218
Boer, Madison	1	2	4.08	40	1	0	0	6	53.0	43	26	24	4	0	22	37	2	0	.222
Burdi, Nick	2	0	0.00	7	0	0	0	1	7.1	5	0	0	0	1	2	12	2	0	.208
Duffey, Tyler	3	0	2.82	4	4	0	0	0	22.1	22	8	7	0	0	5	13	0	0	.244
Gilbert, Brian	2	4	4.93	32	0	0	0	5	45.2	53	28	25	4	2	24	38	4	0	.291
Gruver, Steven	4	6	2.79	42	10	0	0	2	87.0	82	32	27	1	4	35	58	3	0	.253
Hermesen, B.J.	1	2	6.62	20	3	0	0	0	34.0	49	26	25	5	1	16	17	2	0	.340
Hurlbut, David	3	3	2.05	11	8	1	0	0	57.0	53	19	13	2	0	11	31	3	0	.249
Johnson, D.J.	2	0	2.84	12	0	0	0	0	12.2	14	6	4	0	1	4	12	1	0	.269
Jones, Tyler	3	3	3.73	40	0	0	0	13	50.2	49	27	21	2	1	23	53	6	0	.255
Jones, Zack	0	0	0.00	5	0	0	0	3	5.0	3	0	0	0	0	2	5	0	0	.167
Lee, Brett	10	5	2.45	21	19	2	1	0	106.1	111	42	29	0	3	33	54	3	0	.272
Melotakis, Mason	3	1	3.45	25	2	0	0	1	47.0	50	20	18	3	3	24	45	4	0	.269
Mildren, Ethan	3	3	5.47	10	10	1	1	0	52.2	62	34	32	6	6	18	29	3	0	.292
Murren, Alex	1	1	2.41	13	0	0	0	0	18.2	18	6	5	1	1	4	11	2	0	.250
Peterson, Brandon	1	1	1.80	31	1	0	0	1	45.0	28	10	9	0	0	17	65	5	0	.177
Shibuya, Tim	7	4	3.64	28	10	2	1	2	89.0	95	39	36	5	5	11	59	2	0	.269
Slegers, Aaron	2	1	3.32	3	3	0	0	0	19.0	14	7	7	2	2	4	12	0	0	.209
Tomshaw, Matt	11	6	3.50	25	21	1	1	2	136.1	152	67	53	10	4	28	82	7	1	.285
Van Steensel, Todd	1	0	1.52	16	0	0	0	1	23.2	15	4	4	0	0	15	26	3	0	.181
Wheeler, Jason	6	5	2.51	13	13	1	1	0	79.0	77	31	22	2	1	19	57	2	0	.253
Wimmers, Alex	3	3	4.04	18	7	0	0	0	62.1	71	44	28	2	3	25	70	3	2	.284
Team Total	82	57	3.34	139	139	10	16	37	1208.1	1214	544	449	60	46	377	936	65	6	.261



# SINGLE-A CEDAR RAPIDS

## CEDAR RAPIDS KERNELS

Midwest League - Single-A (2nd year)

Cedar Rapids Kernels 2014 Record: 73-67

(1st Half: 6th; 2nd Half: 2nd; Overall: 2nd)

950 ROCKFORD ROAD SW  
CEDAR RAPIDS, IOWA 52404  
(319) 363-3887  
FAX: (319) 363-5631



**JAKE MAUNDER**  
MANAGER

President ..... Gary Keoppel  
General Manager ..... Doug Nelson  
Media Relations/Play-by-Play Radio ..... Morgan Hawk  
Baseball Communications ..... Andrew Pantini  
Stadium ..... Veterans Memorial Stadium  
Capacity ..... 5,300  
Pitching Coach ..... Ivan Artega  
Hitting Coach ..... Tommy Watkins  
Trainer ..... Curtis Simondet

## 2014 FINAL STATISTICS

PLAYER	AVG	G	AB	R	H	2B	3B	HR	RBI	SF	SH	HB	SO	SB	CS	E	OBP
Altobelli, Bo	.224	44	143	22	32	8	0	1	5	0	2	7	13	22	0	0	.319
Avila, Carlos	.333	3	9	0	3	1	0	0	2	0	0	0	2	0	0	1	.455
Christensen, Chad	.272	127	492	84	134	24	7	9	73	6	2	11	42	133	30	5	.339
Garver, Mitch	.298	120	430	65	128	29	1	16	79	1	0	12	61	65	7	5	.399
Granite, Zack	.291	21	79	9	23	2	2	0	2	1	1	0	4	8	1	4	.321
Haar, Bryan	.267	108	401	46	107	20	5	14	63	5	0	3	30	127	1	2	.319
Hinojosa, Jonatan	.341	20	85	16	29	2	4	1	15	0	2	0	5	20	2	2	.378
Kanzler, Jason	.286	84	315	48	90	8	8	9	48	2	1	8	16	105	15	7	.334
Larson, Zack	.265	41	151	19	40	11	0	1	20	1	2	4	10	35	4	0	.325
Licon, Joel	.201	43	134	10	27	4	0	0	8	1	2	2	17	39	3	1	.299
Mauer, Joe	.400	4	15	2	6	0	0	0	1	0	0	0	0	1	0	0	.400
Murphy, Jon	.207	47	145	12	30	5	0	1	9	1	2	0	20	49	4	3	.301
Murphy, Max	.242	32	124	15	30	7	0	4	15	0	0	5	8	40	1	1	.314
Pineda, Jeremias	.163	15	49	7	8	0	1	1	6	0	0	1	6	18	4	1	.268
Quesada, Michael	.205	60	200	22	41	13	0	4	26	2	2	2	22	47	1	1	.288
Santy, Bryan	.204	15	54	5	11	3	0	2	9	0	1	1	3	9	0	1	.259
Swim, Alex	.311	63	238	27	74	9	0	0	31	2	1	1	15	26	0	2	.352
Thomas, Ivory	.163	36	80	14	13	1	0	2	8	1	1	2	37	39	3	1	.333
Vavra, Tanner	.258	81	279	39	72	14	1	1	22	0	11	11	26	69	7	3	.345
Vielma, Engelb	.266	112	418	63	111	13	4	1	33	5	5	3	28	71	10	6	.313
Wade, Logan	.233	75	279	36	65	12	4	7	38	3	3	0	16	64	4	7	.272
Walker, Ryan	.239	76	268	38	64	8	4	0	24	5	1	1	23	60	9	3	.296
Williams, J.D.	.245	75	261	34	64	19	4	3	30	2	1	5	29	71	7	2	.330
<b>Team Total</b>	<b>.259</b>	<b>140</b>	<b>4649</b>	<b>633</b>	<b>1202</b>	<b>213</b>	<b>45</b>	<b>77</b>	<b>567</b>	<b>38</b>	<b>40</b>	<b>79</b>	<b>433</b>	<b>1120</b>	<b>113</b>	<b>56</b>	<b>.330</b>

PITCHER	W	L	ERA	G	GS	CG	SH	SV	IP	H	R	ER	HR	HB	BB	SO	WP	BK	BAA
Batts, Mat	2	0	2.20	6	5	0	0	0	28.2	21	8	7	1	1	3	34	0	0	.208
Bixler, Brandon	7	4	2.68	41	0	0	0	0	74.0	49	25	22	2	1	37	77	9	0	.191
Boyd, Hudson	4	4	4.34	44	0	0	0	7	58.0	52	32	28	5	3	31	45	7	0	.240
Burdi, Nick	0	0	4.15	13	0	0	0	4	13.0	8	6	6	0	0	8	26	2	0	.174
Eades, Ryan	10	11	5.14	26	25	1	1	0	133.0	147	85	76	11	10	50	98	13	0	.285
Gallant, Dallas	2	1	0.64	21	0	0	0	5	28.0	12	3	2	0	1	9	46	1	0	.125
Gilbert, Brian	1	0	0.90	6	0	0	0	0	10.0	5	1	1	0	1	2	12	3	0	.135
Gonzales, Stephen	2	3	3.19	8	8	0	0	0	36.2	31	17	13	1	2	11	44	1	0	.228
Hu, Chih-Wei	7	2	2.29	10	9	0	0	0	55.0	40	20	14	0	1	13	48	0	0	.201
Jorge, Felix	2	5	9.00	12	8	0	0	0	39.0	57	40	39	9	2	20	23	5	0	.354
Landa, Yorman	3	1	2.88	13	0	0	0	0	25.0	18	9	8	1	6	13	30	2	0	.200
Mazza, Chris	4	4	2.79	25	0	0	0	0	48.1	47	16	15	1	1	11	62	4	0	.254
Mildren, Ethan	3	5	4.03	14	13	0	0	0	73.2	78	35	33	6	5	16	54	3	1	.277
Montanez, Josue	2	4	6.67	24	6	0	0	0	56.2	63	50	42	2	4	27	58	1	3	.275
Muren, Alex	3	1	2.89	29	0	0	0	1	56.0	47	19	18	2	2	8	44	2	0	.232
Nolasco, Ricky	0	0	2.89	2	2	0	0	0	9.1	10	3	3	1	0	1	8	0	0	.278
Penilla, Derrick	1	2	5.64	7	3	0	0	0	22.1	25	16	14	4	0	10	22	0	1	.287
Peterson, Brandon	1	0	0.71	9	0	0	0	3	12.2	9	1	1	0	0	2	19	1	0	.196
Powell, Christian	0	1	7.56	10	0	0	0	0	16.2	20	15	14	0	1	16	17	5	0	.294
Reed, Jake	3	0	0.36	16	0	0	0	5	25.0	10	2	1	0	1	3	31	0	0	.116
Romero, Fernando	0	0	3.00	3	3	0	0	0	12.0	13	4	4	1	0	5	9	2	0	.289
Rosario, Randy	0	1	5.40	3	3	0	0	0	11.2	15	9	7	2	0	8	4	2	0	.333
Slegers, Aaron	7	7	4.53	20	20	1	0	0	113.1	118	66	57	7	7	20	90	11	1	.268
Stewart, Kohl	3	5	2.59	19	19	0	0	0	87.0	75	36	25	4	7	24	62	6	0	.233
Subaran, Miguel	0	0	0.00	1	0	0	0	0	1.0	1	1	0	0	0	0	1	0	0	.200
Thorpe, Lewis	3	2	3.52	16	16	0	0	0	71.2	62	37	28	7	5	36	80	8	1	.232
Van Steensel, Todd	0	0	1.30	23	0	0	0	8	34.2	23	5	5	4	4	9	45	2	0	.189
Wilson, Jared	3	4	2.95	32	0	0	0	0	58.0	46	26	19	6	5	25	56	10	0	.219
<b>Team Total</b>	<b>73</b>	<b>67</b>	<b>3.73</b>	<b>140</b>	<b>140</b>	<b>2</b>	<b>9</b>	<b>33</b>	<b>1210.1</b>	<b>1102</b>	<b>587</b>	<b>501</b>	<b>77</b>	<b>70</b>	<b>418</b>	<b>1145</b>	<b>100</b>	<b>7</b>	<b>.243</b>



# ROOKIE ELIZABETHTON

## ELIZABETHTON TWINS

Appalachian League - Rookie (41st year)  
E-Twins 2014 Record: 38-30 (1st place)

136 SOUTH SYCAMORE STREET  
ELIZABETHTON, TN 37643  
(423) 547-6441  
FAX: (423) 547-6442

President .....Harold Mains  
General Manager .....Mike Mains  
Stadium .....Joe O'Brien Field  
Capacity .....2,500  
Pitching Coach .....Henry Bonilla  
Trainer .....Steven Taylor



**RAYSMITH**  
MANAGER

## 2014 FINAL STATISTICS

PLAYER	AVG	G	AB	R	H	2B	3B	HR	RBI	SF	SH	HB	BB	SO	SB	CS	E	OBP
Deol, Dutch	.181	32	105	7	19	3	0	0	8	1	0	1	11	29	0	0	2	.263
Diemer, Austin	.227	55	203	26	46	6	0	2	12	0	1	12	11	53	10	2	4	.305
Doe, Brett	.207	23	58	7	12	3	1	1	5	0	0	5	4	13	0	0	5	.313
English, Tanner	.316	32	114	20	36	5	2	3	16	0	2	7	18	27	5	1	1	.439
Fernandez, Jorge	.321	33	109	13	35	6	2	1	25	2	0	0	8	23	1	1	2	.361
Gordon, Nick	.294	57	235	46	69	6	4	1	28	4	0	5	11	45	11	7	8	.333
Hinojosa, Jonatan	.247	32	97	15	24	1	2	0	8	2	0	0	7	22	2	0	10	.292
Hurt, Will	.235	25	68	7	16	0	0	0	5	1	0	0	7	26	0	1	1	.303
Kelly, Pat	.242	39	128	16	31	7	1	0	7	1	0	1	8	36	4	0	4	.290
Kuresa, Tyler	.298	46	161	28	48	14	0	5	44	4	0	3	21	28	1	1	3	.381
Mautner, Tyler	.210	45	162	19	34	13	0	5	25	1	0	9	14	41	0	1	10	.306
Murphy, Max	.378	35	119	34	45	7	2	10	26	4	0	6	22	34	4	0	1	.483
Navarreto, Brian	.194	31	108	16	21	8	1	3	15	1	0	0	7	33	0	0	0	.241
Pineda, Jeremias	.237	58	232	39	55	6	3	1	15	0	2	3	21	64	23	6	2	.309
Real, Alex	.284	28	88	9	25	5	0	1	11	2	0	2	4	23	1	1	2	.323
Schmit, Blake	.162	22	74	9	12	1	0	0	4	1	1	2	7	12	1	2	9	.250
Vavra, Trey	.319	50	185	32	59	20	1	1	34	1	0	5	18	37	1	2	5	.392
White, T.J.	.294	5	17	2	5	1	0	0	1	0	0	0	4	2	0	0	3	.429
<b>Team Total</b>	<b>.262</b>	<b>68</b>	<b>2263</b>	<b>345</b>	<b>592</b>	<b>112</b>	<b>19</b>	<b>34</b>	<b>289</b>	<b>25</b>	<b>6</b>	<b>61</b>	<b>203</b>	<b>548</b>	<b>64</b>	<b>25</b>	<b>88</b>	<b>.335</b>

PITCHER	W	L	ERA	G	GS	CG	SH	SV	IP	H	R	ER	HR	HB	BB	SO	WP	BK	BAA
Batts, Mat	2	0	2.05	4	4	0	0	0	22.0	15	5	5	2	1	3	24	0	0	.203
Booser, Cameron	1	5	2.01	19	0	0	0	2	31.1	28	22	7	0	2	14	42	5	1	.231
Burris, Josh	0	0	1.29	4	0	0	0	0	7.0	5	1	1	0	0	1	9	0	0	.192
Cederroth, Michael	4	2	3.55	11	10	0	0	0	45.2	41	26	18	1	7	18	42	7	0	.227
Clay, Samuel	2	1	5.59	19	0	0	0	0	29.0	35	20	18	0	4	17	44	10	1	.285
Curtiss, John	2	1	2.30	9	6	0	0	0	31.1	33	8	8	1	0	7	41	3	0	.273
Gibbons, Sam	4	5	3.88	12	12	0	0	0	65.0	63	29	28	3	2	18	63	2	0	.259
Gonsalves, Stephen	2	0	2.79	6	6	0	0	0	29.0	23	12	9	1	1	10	26	1	1	.225
Hildenberger, Trevor	0	0	0.00	1	0	0	0	0	1.0	0	0	0	0	0	0	2	0	0	.000
Hu, Chih-Wei	1	0	1.69	3	3	0	0	0	16.0	7	3	3	0	1	2	16	0	1	.127
Irbv, C.K.	1	1	1.35	19	0	0	0	2	33.1	26	8	5	0	2	13	51	0	0	.206
Jorge, Felix	4	2	2.59	12	12	2	1	0	66.0	58	20	19	2	4	14	61	4	0	.237
LeBlanc, Randy	1	3	2.70	17	2	0	0	1	36.2	40	20	11	1	5	4	34	7	0	.278
Lo, Kuo Hua	3	0	3.69	19	1	0	0	0	31.2	27	14	13	1	2	10	37	3	0	.229
Montanez, Josua	2	2	3.60	10	0	0	0	0	15.0	17	8	6	0	0	4	21	4	0	.266
Penilla, Derrick	5	4	4.53	13	11	0	0	0	51.2	59	30	26	2	3	10	50	4	1	.288
Poulson, Brandon	0	1	8.59	6	1	0	0	0	7.1	7	7	7	1	1	13	9	2	0	.250
Reed, Jake	0	0	0.00	4	0	0	0	3	6.0	1	0	0	0	0	0	8	0	0	.053
Rodriguez, Dereck	2	2	1.05	17	0	0	0	5	25.2	19	6	3	0	3	8	19	1	0	.211
Steele, Keaton	2	1	2.93	19	0	0	0	0	30.2	30	12	10	1	0	9	33	6	0	.254
Tillery, Zach	0	0	3.00	1	0	0	0	0	3.0	2	1	1	0	0	0	2	0	1	.182
<b>Team Total</b>	<b>38</b>	<b>30</b>	<b>3.00</b>	<b>68</b>	<b>68</b>	<b>2</b>	<b>14</b>	<b>13</b>	<b>584.1</b>	<b>536</b>	<b>252</b>	<b>195</b>	<b>16</b>	<b>38</b>	<b>175</b>	<b>634</b>	<b>59</b>	<b>6</b>	<b>.242</b>



# GULF COAST LEAGUE

## GULF COAST LEAGUE TWINS

Gulf Coast League - Rookie (25th year)

GCL Twins 2014 Record: 23-37 (4th place)

Stadium .....CenturyLink Sports Complex  
Coach .....Rudy Hernandez  
Pitching Coach .....Ehren Wassermann  
Coach .....Riccardo Ingram  
Pitching Coach .....Luis Ramirez  
Trainer .....Axel Lopez

14110 SIX MILE CYPRESS PARKWAY  
FT. MYERS, FL 33912  
(239) 533-7640  
FAX: (239) 485-2448



**RAMON BORREGO**  
MANAGER

## 2014 FINAL STATISTICS

PLAYERS	AVG	G	AB	R	H	2B	3B	HR	RBI	SF	SH	HB	BB	SO	SB	CS	E	OBP
Baez, Duhal	.281	40	121	21	34	6	0	0	9	0	4	3	10	20	12	5	2	.351
Barrie, Jack	.205	25	73	1	15	2	0	0	4	0	0	1	7	26	2	1	2	.284
Davis, Ivree	.087	38	103	11	9	2	2	0	3	0	0	2	14	43	7	1	3	.210
Encarnacion, Frank	.198	26	81	3	16	3	0	0	3	0	2	1	4	23	6	2	3	.244
Gonzalez, Roberto	.233	13	43	3	10	3	0	0	6	0	0	0	5	19	4	1	2	.313
Granite, Zack	.214	4	14	4	3	0	0	0	0	0	0	0	2	4	3	0	0	.313
Guzman, Manuel	.283	47	145	26	41	5	2	0	13	0	4	2	22	19	18	8	7	.385
Larson, Zack	.320	9	25	2	8	1	0	0	3	1	0	0	5	3	1	0	0	.419
Michael, Levi	.308	5	13	1	4	1	0	0	2	2	0	0	2	0	0	1	2	.353
Minier, Amaury	.292	53	171	25	50	11	2	8	33	1	0	4	29	52	2	2	3	.405
Molina, Nelson	.243	45	136	15	33	0	3	0	12	2	4	0	13	19	12	2	9	.305
Montesino, Ariel	.165	43	109	15	18	4	1	0	10	1	1	0	10	24	10	3	5	.233
Ojeda, Gabriel	.169	25	71	4	12	2	0	0	8	0	0	1	8	18	2	1	1	.263
Polanco, Joel	.248	32	117	16	29	6	0	2	14	0	0	2	6	30	4	0	1	.296
Poteete, Jerrard	.220	34	109	6	24	6	0	1	17	0	1	2	8	25	0	0	1	.292
Ramirez, Joel	.176	43	108	16	19	2	0	0	5	1	2	2	12	32	10	2	10	.268
Silva, Raimis	.270	41	152	11	41	9	1	0	20	2	0	0	6	25	0	0	4	.294
Valera, Rafael P	.254	47	138	23	35	8	2	0	14	1	1	5	21	17	13	2	11	.370
Verkerk, Ruar	.147	25	68	7	10	0	0	0	3	0	2	1	5	20	0	2	5	.216
Wade, Logan	.132	10	38	3	5	2	0	0	1	0	0	0	3	8	2	0	1	.195
White, T.J.	.148	8	27	2	4	0	0	0	1	1	0	1	4	4	0	0	6	.273
Wimberly, Corey	.222	6	18	3	4	1	0	0	2	1	0	1	2	3	0	0	0	.318
<b>Team Total</b>	<b>.226</b>	<b>60</b>	<b>1880</b>	<b>218</b>	<b>424</b>	<b>74</b>	<b>13</b>	<b>11</b>	<b>183</b>	<b>13</b>	<b>21</b>	<b>28</b>	<b>199</b>	<b>434</b>	<b>108</b>	<b>33</b>	<b>91</b>	<b>.307</b>

PITCHER	W	L	ERA	G	GS	CG	SH	SV	IP	H	R	ER	HR	HB	BB	SO	WP	BK	BAA
Batts, Mat	0	1	0.00	3	1	0	0	0	10.0	4	1	0	0	0	1	9	0	0	.118
Baxendale, D.J.	0	0	0.00	2	1	0	0	0	7.0	1	1	0	0	0	2	8	0	0	.045
Burris, Josh	0	2	4.91	4	2	0	0	0	7.1	7	9	4	0	0	6	8	0	0	.226
Del Rosario, Eduardo	4	1	3.49	17	0	0	0	1	28.1	27	17	11	1	1	9	25	4	2	.237
Easton, Brandon	2	2	2.70	12	10	0	0	0	50.0	48	22	15	2	2	20	46	4	0	.253
Farfan, Onas	0	1	4.80	6	3	0	0	0	15.0	14	8	8	0	1	11	15	3	2	.241
Gonzalez, Miguel	1	2	8.78	5	3	0	0	0	13.1	23	15	13	0	2	2	12	0	0	.371
Guyot, Josh	1	1	5.01	12	8	0	0	0	46.2	51	31	26	2	7	17	26	6	0	.283
Hayden, Zach	0	0	3.38	8	0	0	0	0	5.1	2	6	2	0	2	11	17	5	0	.111
Hernandez, Onesimo	1	3	3.73	8	7	0	0	0	31.1	29	18	13	1	3	16	35	4	0	.250
Hildenberger, Trevor	1	4	2.57	23	0	0	0	10	28.0	27	12	8	1	1	5	30	0	0	.243
Hurlbut, David	0	1	3.24	3	3	0	0	0	8.1	9	4	3	0	0	2	4	0	0	.265
Jones, Zack	0	0	3.38	6	1	0	0	0	5.1	3	2	2	0	0	4	9	0	0	.158
Liranzo, Wilfredy	0	0	1.04	3	2	0	0	0	8.2	5	1	1	0	0	5	13	2	0	.167
Nordgren, Miles	1	3	2.23	16	1	0	0	3	44.1	48	17	11	0	1	8	20	0	0	.277
Pearce, Callan	1	2	6.04	18	0	0	0	0	25.1	26	17	17	2	4	13	23	3	0	.268
Silva, Jhon	0	0	2.45	12	0	0	0	0	18.1	17	9	5	2	2	7	19	1	0	.254
Tapia, Alexis	5	2	3.20	12	8	0	0	0	45.0	41	18	16	2	5	6	36	4	1	.236
Theofanopoulos, Michael	2	3	4.23	11	5	0	0	0	27.2	35	27	13	2	1	10	30	5	0	.292
Tillery, Zach	2	3	2.31	11	5	0	0	0	35.0	27	11	9	0	2	9	25	3	0	.214
Wagner, Seth	0	1	5.67	18	0	0	0	2	27.0	21	18	17	2	2	16	19	2	0	.223
Zazueta, Leonel	2	2	3.60	8	0	0	0	1	10.0	11	6	4	1	2	7	9	2	0	.262
Zouiel, Reyson	0	3	10.97	10	0	0	0	0	10.2	11	16	13	0	1	18	5	4	0	.262
<b>Team Total</b>	<b>23</b>	<b>37</b>	<b>3.65</b>	<b>60</b>	<b>60</b>	<b>0</b>	<b>3</b>	<b>17</b>	<b>508.0</b>	<b>487</b>	<b>286</b>	<b>206</b>	<b>18</b>	<b>39</b>	<b>205</b>	<b>433</b>	<b>52</b>	<b>5</b>	<b>.249</b>

# DOMINICAN REPUBLIC BASEBALL ACADEMY

The Twins Dominican Republic operations completed its 10th season of operations at the Baseball City Complex in Boca Chica, Dominican Republic in 2014.

The Complejo Latinoamericano de Beisbol, S.A. (a.k.a. "Baseball City") opened in May of 2004 and now houses five major league organizations: Arizona, Baltimore, Chicago White Sox, Cincinnati and the Twins. Each club has its own individual facilities within one large complex.

The club provides housing and meals for amateur players working out in the Academy program, as well as for its professional players on the Dominican Summer League team.

The lower level of the two-story building includes a locker room, weight training room, office/meeting space, laundry, kitchen and a large dining room. The second floor features seven dormitory rooms which can accommodate up to 56 players, two large staff rooms and a large game room. Programs are provided year-round to teach English and cultural development to all signed players.

Boca Chica is located 30 minutes east of downtown Santo Domingo and the Twins complex is just 15 minutes from the international airport.

The playing facilities include a full-sized playing field, an additional infield for workouts and drills, two covered batting tunnels and a six-mound training area for pitchers.

The Twins Dominican facility is in full operation from February through mid-December.

## 2014 DOMINICAN ACADEMY STAFF

Francis (Jimmy) Alvarez.....	Manager	Ramona Marte.....	Cleaning/Kitchen
Manuel Santana.....	Pitching Coach	Adolfo Perez.....	Clubhouse/Laundry
Ramon Nivar.....	Hitting Coach	Ramon Perez.....	Grounds
Juan Carlos Pinto.....	Trainer	Rubensino Lorenzo.....	Team Doctor
Francisco Solano.....	Administrator	Fred Guerrero.....	Coordinator of Scouting
Esther Reyes.....	Head Cook	Luis Lajara.....	Scout - Southwest D.R.
Mercedes Rosario.....	Kitchen Staff	Eduardo Soriano.....	Scout - Santo Domingo
Ana Maria Martinez.....	Cleaning/Kitchen	Manuel Luciano.....	Associate Scout - Santiago
Merary Reyes.....	Cleaning/Cook	RBI Consulting.....	English Education

## 2014 FINAL STATISTICS

PLAYER	AVG	G	AB	R	H	2B	3B	HR	RBI	SH	SF	HB	BB	SO	SB	CS	E	OBP
Alvarez, Jhonathan.....	.211	34	109	14	23	1	1	0	9	0	1	2	20	27	0	2	8	.344
Amarante, Junior.....	.287	53	181	34	52	5	2	0	17	0	6	4	24	42	22	2	6	.383
Andrade, Jorge.....	.287	51	174	38	50	5	8	0	18	2	3	4	26	53	22	6	5	.388
Arreaz, Luis.....	.348	31	115	23	40	6	0	0	15	1	1	2	16	9	10	5	4	.433
Diaz, Eugenio.....	.167	14	48	11	8	0	0	0	6	2	0	4	8	11	0	0	1	.323
Diaz, Lewin.....	.257	43	144	17	37	13	0	5	27	0	0	4	26	24	0	0	7	.385
Franco, Edwin.....	.093	19	43	8	4	0	0	0	5	0	0	0	9	16	7	3	5	.250
Hernandez, Francisco.....	.210	42	119	20	25	0	0	0	13	0	2	3	27	36	7	6	1	.369
Herrera, Edgar.....	.259	43	139	17	36	2	2	0	15	3	1	1	23	23	5	5	2	.361
Martinez, Carlos.....	.182	10	39	5	6	1	0	1	3	1	0	1	8	5	3	1	3	.349
Martinez, Luis.....	.328	23	58	12	19	3	1	0	9	0	0	1	11	11	14	4	1	.443
Molina, Robert.....	.206	43	141	14	29	7	2	0	11	0	0	2	20	25	3	2	6	.313
Morel, Emmanuel.....	.240	55	171	34	41	2	3	1	29	3	6	6	19	39	7	2	21	.332
Palacios, Jermaine.....	.270	49	178	40	48	11	6	0	29	3	2	7	35	37	14	3	11	.404
Parra, Jorge.....	.260	52	177	31	46	9	3	0	19	3	4	5	23	41	2	1	4	.356
Tapia, Roni.....	.269	50	197	19	53	15	4	0	26	1	0	1	10	56	0	1	22	.306
Jovar, Antonio.....	.253	61	194	23	49	6	5	0	32	6	1	3	41	35	9	11	2	.381
Ynfante, Gabriel A.....	.226	39	115	19	26	7	1	0	13	1	1	11	28	25	6	4	12	.419
<b>Team Total</b>	<b>.253</b>	<b>70</b>	<b>2336</b>	<b>379</b>	<b>592</b>	<b>93</b>	<b>38</b>	<b>7</b>	<b>296</b>	<b>26</b>	<b>28</b>	<b>61</b>	<b>374</b>	<b>515</b>	<b>131</b>	<b>58</b>	<b>147</b>	<b>.367</b>

PITCHER	W	L	ERA	G	GS	CG	SH	SV	IP	H	R	ER	HR	HB	BB	SO	WP	BK	BAA
Aponte, Carlos.....	3	4	2.89	23	0	0	0	2	43.2	37	18	14	2	7	24	26	6	0	.237
Balbuena, Erick.....	1	2	7.17	17	0	0	0	1	21.1	15	25	17	0	4	23	22	16	0	.183
Cabrera, Robener.....	3	3	4.03	15	5	0	0	0	44.2	36	23	20	0	6	17	42	7	0	.228
Gomez, Moises.....	1	2	2.03	9	5	0	0	0	26.2	26	11	6	1	1	10	30	2	0	.252
Hernandez, Luis.....	2	4	3.04	17	7	0	0	1	47.1	43	25	16	0	8	27	38	12	0	.238
Herrera, Juan.....	2	2	3.31	12	1	0	0	3	16.1	14	11	6	2	4	7	8	1	0	.233
Jimenez, Jadison.....	6	3	2.19	13	13	0	0	0	74.0	51	23	18	0	3	16	56	4	0	.191
Martinez, Jose.....	2	2	1.91	16	7	0	0	0	56.2	46	22	12	1	5	11	33	3	1	.221
Perez, Randolph.....	3	0	1.32	16	3	0	0	2	47.2	26	12	7	0	3	19	37	6	0	.163
Quezada, Johan.....	1	0	3.99	18	0	0	0	0	29.1	13	17	13	0	0	46	38	15	0	.135
Ramirez, Davlin.....	4	3	5.84	22	0	0	0	3	37.0	33	31	24	0	6	22	35	16	0	.234
Ramirez, Jose.....	4	0	2.25	14	14	0	0	0	64.0	45	23	16	0	7	33	55	7	0	.204
Ramirez, Williams.....	4	1	1.81	16	15	0	0	0	74.2	46	31	15	1	3	33	81	12	1	.176
Rosario, Gabriel.....	1	0	9.82	4	0	0	0	0	7.1	8	9	8	2	0	7	6	3	0	.296
Silva, Argenis.....	6	1	4.33	22	0	0	0	1	35.1	39	20	17	2	5	16	27	8	0	.285
<b>Team Total</b>	<b>43</b>	<b>27</b>	<b>2.98</b>	<b>70</b>	<b>70</b>	<b>0</b>	<b>4</b>	<b>13</b>	<b>626.0</b>	<b>478</b>	<b>301</b>	<b>207</b>	<b>11</b>	<b>62</b>	<b>311</b>	<b>534</b>	<b>118</b>	<b>2</b>	<b>.212</b>

# VENEZUELA BASEBALL ACADEMY

The Twins Venezuela Baseball Academy completed its 20th year in Bejuma, Carabobo, Venezuela. The Twins facilities include a 3,000 square foot dormitory and clubhouse building which opened in February 2000. The facilities include two large sleeping rooms, locker room, training and exercise areas, and office space.

The club provides housing and meals to its professional players in a mini-camp prior to spring training and during a Fall Instructional League in October. Amateur players are invited to attend workouts in 30-day programs throughout the season.

## 2014 VENEZUELA ACADEMY STAFF

Asdrubal Estrada.....	Manager	Jose Leon.....	Coordinator of Scouting
Luis Ramirez.....	Pitching Coach	Edgar Guerra.....	Administrator
Wladimir Morales.....	Trainer	Carlos Colmenares.....	Grounds
Yeni Gonzalez.....	Cook	Carlos Belisario.....	Clubhouse/Grounds
Isabel Castellano.....	Cook	Juan Padilla.....	Associate Scout - Oriente
Anadith Luna.....	Cleaning/Kitchen	Franklin Parra.....	Associate Scout - Valencia
Ramon Martinez.....	Cleaning/Clubhouse	Pablo Torres.....	Associate Scout

# 2014 FIRST-YEAR PLAYER DRAFT

RD	PLAYER	POS	B/T	HT	WT	DOB	HOMETOWN	SCHOOL	SCOUT
1 (5)	Nick Gordon	SS	L/R	6-2	170	10/25/95	Windermere, Fla.	Olympia High School (Orlando)	Dowdy
2 (46)	Nick Burdi	RHP	R/R	6-4	215	01/19/93	Downers Grove, Ill.	University of Louisville	Sandberg
3 (79)	Michael Cederoth	RHP	R/R	6-6	210	11/25/92	El Cajon, Calif.	San Diego State University	Leavitt
4 (110)	Sam Clay	LHP	L/L	6-3	205	06/21/93	Buford, Ga.	Georgia Tech University	Powell
5 (140)	Jake Reed	RHP	R/R	6-2	190	09/29/92	La Mesa, Calif.	University of Oregon	Brown
6 (170)	John Curtiss	RHP	R/R	6-4	205	04/05/93	Southlake, Texas	University of Texas	Esposito
7 (200)	Andro Cutura	RHP	R/R	5-11	189	08/22/93	Pearl River, La.	Southeastern Louisiana University	Runser
8 (230)	Keaton Steele	RHP	R/R	6-3	225	10/30/91	St. Joseph, Mo.	University of Missouri	DiMercurio
9 (260)	Max Murphy	OF	R/R	5-11	195	11/17/92	Robbinsdale, Minn.	Bradley University	Pohl
10 (290)	Randy LeBlanc	RHP	R/R	6-4	200	03/07/92	Abita Springs, La.	Tulane University	Runser
11 (320)	Tanner English	OF	R/R	5-9	170	03/11/93	Murrells Inlet, S.C.	University of South Carolina	Taylor
12 (350)	Pat Kelly	IF	R/R	5-10	179	11/19/92	Red Wing, Minn.	University of Nebraska	J. Wilson
13 (380)	Zach Tillery	RHP	R/R	6-4	190	01/12/93	Naples, Fla.	Florida Gulf Coast University	Thon
14 (410)	Tyler Mautner	IF	R/R	6-2	220	04/18/93	Sherrill, N.Y.	University of Buffalo	Weitzel
15 (440)	Roberto Gonzalez	OF	L/L	6-2	189	03/14/95	Orlando, Fla.	University High School	Dowdy
16 (470)	Tyler Kuresa	1B	L/L	6-4	215	11/17/92	Roseville, Calif.	University of California-Santa Barbara	Cameron
17 (500)	Mat Batts	LHP	R/L	5-11	195	07/06/91	Pfafftown, N.C.	University of North Carolina-Wilmington	Taylor
18 (530)	T.J. White	IF	R/R	5-10	195	01/24/92	Las Vegas, Nev.	University of Las Vegas, Nevada	Williams
19 (560)	Jarrard Poteete	C	L/R	6-1	200	11/12/93	Braggs, Okla.	Connors State College	DiMercurio
20 (590)	McCarthy Tatum	IF	R/R	6-4	205	05/15/96	Clovis, Calif.	Clovis High School	Strankman
21 (620)	Onas Farfan	LHP	L/L	5-11	185	06/23/93	New Hope, Minn.	Ridgewater College	M. Wilson
22 (650)	Trevor Hildenberger	RHP	R/R	6-2	200	12/15/90	Berkeley, Calif.	University of Cal-Berkeley	Strankman
23 (680)	Miles Nordgren	RHP	R/R	6-2	190	06/12/92	Gadsden Ala.	Birmingham Southern College	Powell
24 (710)	Alex Real	C	R/R	6-0	205	01/19/93	Phoenix, Ariz.	University of New Mexico	Williams
25 (740)	Taylor Hearn	LHP	L/L	6-5	210	08/30/94	Royse City, Texas	San Jacinto College	Runser
26 (770)	Blake Schmit	IF	R/R	6-1	185	02/27/92	Eden Prairie, Minn.	University of Maryland-College Park	J. Wilson
27 (800)	Gabriel Ojeda	C	R/R	6-0	195	08/01/95	Humacao, PR	Colegio Hector Urdaneta (PR)	Thon
28 (830)	Austin Diemer	OF	R/R	6-1	180	04/28/93	Rocklin, Calif.	University of Cal-State Fullerton	Leavitt
29 (860)	Cameron Avila-Leeper	LHP	L/L	5-11	150	02/21/96	Sacramento, Calif.	Grant High School	Strankman
30 (890)	Michael Theofanopoulos	LHP	L/L	6-0	185	08/05/92	Pleasanton, Calif.	University of Cal-Berkeley	Strankman
31 (920)	Sam Hilliard	LHP	L/L	6-3	220	02/21/94	Mansfield, Texas	Crowder College	DiMercurio
32 (950)	Orynn Veillon	RHP	R/R	6-3	180	09/27/95	Lafayette, La.	St. Thomas More High School	Runser
33 (980)	Trey Vavra	IF	R/R	6-2	185	09/17/91	Menomonie, Wis.	Florida Southern College	Dowdy
34 (1010)	Mike Baumann	RHP	R/R	6-4	210	09/10/95	Mahtomedi, Minn.	Mahtomedi High School	M. Wilson
35 (1040)	Brad Mathiowetz	C	R/R	5-10	180	07/31/95	Rochester, Minn.	Rochester Mayo High School	M. Wilson
36 (1070)	Kirvin Moesquit	IF	S/R	5-8	165	03/10/95	Deerfield Beach, Fla.	Highlands Christian High School	Thon
37 (1100)	Tyree Davis	OF	S/R	6-4	175	09/04/95	Compton, Calif.	Centennial High School	Cameron
38 (1130)	Brett Doe	C	R/R	5-10	175	06/12/90	Big Spring, Texas	Baylor University	Esposito
39 (1160)	John Jones	C	R/R	5-10	190	10/09/95	Orlando, Fla.	Orangewood Christian High School	Dowdy
40 (1190)	Dalton Guthrie	IF	R/R	5-11	160	12/23/95	Sarasota, Fla.	Venice High School	Dowdy

**BOLD** indicates signed player

\* The Twins signed 28 players from the 2014 First-Year Player Draft.



Nick Gordon was drafted fifth overall by the Minnesota Twins in the 2014 First-Year Player Draft.

# 2014 MINOR LEAGUE AWARDS

## SHERRY ROBERTSON MINOR LEAGUE PLAYER OF THE YEAR

Kennys Vargas, 1B/DH, New Britain

## JIM RANTZ MINOR LEAGUE PITCHER OF THE YEAR

Jose Berrios, RHP, Ft. Myers/New Britain/Rochester

### MINOR LEAGUE PLAYER OF THE MONTH

MONTH	NAME	POS	H	AB	AVG	R	RBI	2B	HR	AFFILIATE
April	Mitchell Garver	C	25	78	.321	13	16	7	5	Cedar Rapids
May	Danny Ortiz	OF	40	103	.388	18	23	12	4	New Britain
June	Rey Rodriguez	1B	32	103	.311	21	18	8	6	New Britain
July	Mike Gonzales	1B	29	77	.377	15	20	11	4	Ft. Myers/New Britain
August	Mitchell Garver	C	28	91	.308	9	13	9	1	Cedar Rapids

### MINOR LEAGUE PITCHER OF THE MONTH


MONTH	NAME	POS	W-L-S	ERA	G	IP	H/9	R	ER	SO/9	AFFILIATE
April	Yohan Pino	RHP	4-0-0	1.17	6	23.0	4.7	3	3	10.6	Rochester
May	Matt Tomshaw	LHP	4-0-0	0.67	4	27.0	6.3	3	2	3.7	Fort Myers
June	Jose Berrios	RHP	4-1-0	1.54	6	41.0	5.3	8	7	11.6	Fort Myers
July	Chih-Wei Hu	RHP	5-0-0	1.25	6	36.0	5.0	10	5	9.5	CR/Elizabethton
August	Taylor Rogers	LHP	3-0-0	0.64	5	28.0	6.4	2	2	8.7	New Britain

### MINOR LEAGUE PLAYER OF THE WEEK

WEEK	NAME	POS	STATISTICS	AFFILIATE
April 11	Mitchell Garver	C	7 G, .400 (8-for-20), 3 2B, 4 HR, 6 RBI, 5 BB, 6 runs	Cedar Rapids
April 18	Yohan Pino	RHP	2 G, 1-0-0, 0.82 ERA (11.0 IP, 1 ER), 4 BB, 9 K	Rochester
April 25	Alex Meyer	RHP	1 G, 0-0-0, 0.00 ERA (6.2 IP), 3 BB, 11 K	Rochester
May 2	Kennys Vargas	1B/DH	7 G, .476 (10-for-21), 2 2B, 3 HR, 7 RBI, 5 BB, 5 runs	New Britain
May 9	Engelb Vielma	SS	7 G, .423 (11-for-26), 2 2B, 3B, 3 RBI, BB, 8 runs	Cedar Rapids
May 16	Rey Rodriguez	1B	6 G, .462 (12-for-26), 3 HR, 6 RBI, BB, 7 runs	New Britain
May 23	Adam Brett Walker	OF	7 G, .345 (10-for-29), 2 2B, 3 HR, 12 RBI, 5 runs	Fort Myers
May 30	Matt Tomshaw	LHP	1 G, 1-0-0, 0.00 (8.0 IP), 2 BB, 3 K	Fort Myers
June 6	Jose Berrios	RHP	2 G, 1-0-0, 1.20 (15.0 IP, 2 ER), 22 K	Fort Myers
June 13	Todd Van Steensel	RHP	3 G, 0-0-2, 0.00 (3.1 IP), 5 K	Cedar Rapids
June 20	D.J. Baxendale	RHP	1 G, 1-0-0, 0.00 (6.0 IP), 5 K	Fort Myers
June 27	Taylor Rogers	LHP	1 G, 1-0-0, 1.13 (8.0 IP, 1 ER), BB, 11 K	New Britain
July 4	Doug Bernier	INF	7 G, .370 (10-for-27), 2B, 2 HR, 10 RBI, 2 BB, 5 runs	Rochester
July 11	Mike Kvasnicka	OF	7 G, .407 (11-for-27), 2 2B, HR, 5 RBI, 3 runs	New Britain
July 18	Byron Buxton	OF	6 G, .500 (12-for-24), 3B, 2 HR, 4 RBI, 5 BB, 8 runs	Fort Myers
July 25	Tim Shibuya	RHP	2 G, 1-0-0, 1.29 (14.0 IP, 2 ER), 3 BB, 11 K	Fort Myers
August 1	Chih-Wei Hu	RHP	2 G, 2-0-0, 0.75 (12.0 IP, 1 ER), 2 BB, 14 K	Cedar Rapids
August 8	Danny Ortiz	OF	6 G, .455 (10-for-22), 3 2B, HR, 5 RBI, 2 BB, 7 runs	Rochester
August 15	Stephen Gonsalves	LHP	1 G, 1-0-0, 0.00 (7.0 IP), 5 K	Cedar Rapids
	Virgil Vasquez	RHP	1 G, 1-0-0, 0.00 (7.0 IP), 2 K	New Britain
August 22	Jake Reed	RHP	3 G, 1-0-2, 0.00 (4.0 IP), 6 K	Cedar Rapids
August 29	Stuart Turner	C	4 G, .462 (6-for-13), 3 2B, HR, 5 RBI, 2 BB, 3 runs	Fort Myers



Kennys Vargas and Jose Berrios represented the World Team in the 2014 SiriusXM All-Star Futures Game at Target Field.



2014  
**ALL★STAR**  
**GAME**

**POSTSEASON**





# 1965 WORLD SERIES

## TWINS VS. LOS ANGELES DODGERS

DODGERS:	AVG	G	AB	R	H	2B	3B	HR	RBI	BB	SO	SB
Crawford, ph	.500	2	2	0	1	0	0	0	0	0	1	0
Lefebvre, 2b	.400	3	10	2	4	0	0	0	0	0	0	0
Fairly, rf	.379	7	29	7	11	3	0	2	6	0	1	0
Wills, ss	.367	7	30	3	11	3	0	0	3	1	3	3
Osteen, p	.333	3	3	0	1	0	0	0	0	0	0	0
Parker, 1b	.304	7	23	3	7	0	1	1	2	3	3	2
Johnson, lf	.296	7	27	3	8	2	0	2	4	1	3	0
Roseboro, c	.286	7	21	1	6	1	0	0	3	5	3	1
W. Davis, cf	.231	7	26	3	6	0	0	0	0	0	2	3
Gilliam, 3b	.214	7	28	2	6	1	0	0	2	1	0	0
Tracewski, ph-2b	.118	6	17	0	2	0	0	0	0	1	5	0
Koufax, p	.111	3	9	0	1	0	0	0	1	1	5	0
Drysdale, p-ph	.000	3	5	0	0	0	0	0	0	0	4	0
Moon, ph	.000	2	2	0	0	0	0	0	0	0	0	0
Kennedy, 3b-pr	.000	4	1	0	0	0	0	0	0	0	0	0
LeJohn, ph	.000	1	1	0	0	0	0	0	0	0	1	0
Miller, p	.000	2	0	0	0	0	0	0	0	0	0	0
Perranoski, p	.000	2	0	0	0	0	0	0	0	0	0	0
Reed, p	.000	2	0	0	0	0	0	0	0	0	0	0
Brewer, p	.000	1	0	0	0	0	0	0	0	0	0	0
<b>Totals</b>	<b>.274</b>	<b>7</b>	<b>234</b>	<b>24</b>	<b>64</b>	<b>10</b>	<b>1</b>	<b>5</b>	<b>21</b>	<b>13</b>	<b>31</b>	<b>9</b>

Pitchers:	W	L	ERA	G	GS	CG	SHO	SV	IP	H	R	ER	BB	SO
Miller	0	0	0.00	2	0	0	0	1	1.1	0	0	0	0	0
Koufax	2	1	0.38	3	3	2	2	0	24.0	13	2	1	5	29
Osteen	1	1	0.64	2	2	1	1	0	14.0	9	2	1	5	4
Drysdale	1	1	3.86	2	2	1	0	0	11.2	12	9	5	3	15
Brewer	0	0	4.50	1	0	0	0	0	2.0	3	1	1	0	1
Perranoski	0	0	7.36	2	0	0	0	0	3.2	3	3	3	4	1
Reed	0	0	8.10	2	0	0	0	0	3.1	2	3	3	2	4
<b>Totals</b>	<b>4</b>	<b>3</b>	<b>2.10</b>	<b>14</b>	<b>7</b>	<b>4</b>	<b>3</b>	<b>0</b>	<b>60.0</b>	<b>42</b>	<b>20</b>	<b>14</b>	<b>19</b>	<b>54</b>

TWINS:	AVG	G	AB	R	H	2B	3B	HR	RBI	BB	SO	SB
Killebrew, 3b	.286	7	21	2	6	0	0	1	2	6	4	0
Versalles, ss	.286	7	28	3	8	1	1	1	4	2	7	1
Valdespino, lf-ph	.273	5	11	1	3	1	0	0	0	0	1	0
Grant, p	.250	3	8	3	2	1	0	1	3	0	1	0
Nossek, cf-ph	.200	6	20	0	4	0	0	0	0	0	1	0
Quilici, 2b	.200	7	20	2	4	2	0	0	1	4	3	0
Oliva, rf	.192	7	26	2	5	1	0	1	2	1	6	0
Kaat, p	.167	3	6	0	1	0	0	0	2	0	5	0
Hall, cf	.143	2	7	0	1	0	0	0	0	1	5	0
Mincher, 1b	.130	7	23	3	3	0	0	1	1	2	7	0
Allison, lf	.125	5	16	3	2	1	0	1	2	2	9	1
Battley, c	.120	7	25	1	3	0	1	0	2	0	5	0
Rollins, ph	.000	3	2	0	0	0	0	0	0	1	0	0
Zimmerman, c	.000	2	1	0	0	0	0	0	0	0	0	0
Pascual, p	.000	1	1	0	0	0	0	0	0	0	0	0
Klippstein, p	.000	2	0	0	0	0	0	0	0	0	0	0
Merritt, p	.000	2	0	0	0	0	0	0	0	0	0	0
Perry, p	.000	2	0	0	0	0	0	0	0	0	0	0
Worthington, p	.000	2	0	0	0	0	0	0	0	0	0	0
Boswell, p	.000	1	0	0	0	0	0	0	0	0	0	0
Pleis, p	.000	1	0	0	0	0	0	0	0	0	0	0
<b>Totals</b>	<b>.195</b>	<b>7</b>	<b>215</b>	<b>20</b>	<b>42</b>	<b>7</b>	<b>2</b>	<b>6</b>	<b>19</b>	<b>19</b>	<b>54</b>	<b>2</b>

Pitchers:	W	L	ERA	G	GS	CG	SHO	SV	IP	H	R	ER	BB	SO
Worthington	0	0	0.00	2	0	0	0	0	4.0	2	1	0	2	2
Klippstein	0	0	0.00	2	0	0	0	0	2.2	2	0	0	2	3
Merritt	0	0	2.70	2	0	0	0	0	3.1	2	1	1	0	1
Grant	2	1	2.74	3	3	2	0	0	23.0	22	8	7	2	12
Boswell	0	0	3.38	1	0	0	0	0	2.2	3	1	1	2	3
Kaat	1	2	3.77	3	3	1	0	0	14.1	18	7	6	2	6
Perry	0	0	4.50	2	0	0	0	0	4.0	5	2	2	2	4
Pascual	0	1	5.40	1	1	0	0	0	5.0	8	3	3	1	0
Pleis	0	0	9.00	1	0	0	0	0	1.0	2	1	1	0	0
<b>Totals</b>	<b>3</b>	<b>4</b>	<b>3.15</b>	<b>17</b>	<b>7</b>	<b>3</b>	<b>0</b>	<b>0</b>	<b>60.0</b>	<b>64</b>	<b>24</b>	<b>21</b>	<b>13</b>	<b>31</b>

# 1965 WORLD SERIES [CONTINUED]

## GAME 1 Wednesday, October 6 at Minnesota

Los Angeles	0	1	0	0	0	0	0	1	—	2	10	1
Minnesota	0	1	6	0	0	1	0	0	x	8	10	0

WP — Grant. LP — Drysdale.  
Drysdale, Reed (3), Brewer (5), Perranoski (7) and Roseboro.  
Grant and Battey.  
HR — Fairly, Mincher, Versalles. T — 2:29. A — 47,797.

## GAME 2 Thursday, October 7 at Minnesota

Los Angeles	0	0	0	0	0	0	1	0	0	—	1	7	3
Minnesota	0	0	0	0	0	2	1	2	x	—	5	9	0

WP — Kaat. LP — Koufax.  
Koufax, Perranoski (7), Miller (8) and Roseboro.  
Kaat and Battey.  
T — 2:13. A — 48,700.

## GAME 3 Saturday, October 9 at Los Angeles

Minnesota	0	0	0	0	0	0	0	0	—	0	5	0
Los Angeles	0	0	0	2	1	1	0	0	x	—	4	10

WP — Osteen. LP — Pascual.  
Pascual, Merritt (6), Klippstein (8) and Battey, Zimmerman (7).  
Osteen and Roseboro.  
T — 2:06. A — 55,934.

## GAME 4 Sunday, October 10 at Los Angeles

Minnesota	0	0	0	1	0	1	0	0	0	—	2	5	2
Los Angeles	1	1	0	1	0	3	0	1	x	—	7	10	0

WP — Drysdale. LP — Grant.  
Grant, Worthington (6), Pleis (8) and Battey, Zimmerman (7).  
Drysdale and Roseboro.  
HR — Killebrew, Parker, Oliva, Johnson. T — 2:15. A — 55,920.

## GAME 5 Monday, October 11 at Los Angeles

Minnesota	0	0	0	0	0	0	0	0	—	0	4	1	
Los Angeles	2	0	2	1	0	0	2	0	x	—	7	14	0

WP — Koufax. LP — Kaat.  
Kaat, Boswell (3), Perry (6) and Battey.  
Koufax and Roseboro.  
T — 2:34. A — 55,801.

## GAME 6 Wednesday, October 13 at Minnesota

Los Angeles	0	0	0	0	0	0	1	0	0	—	1	6	1
Minnesota	0	0	0	2	0	3	0	0	x	—	5	6	1

WP — Grant. LP — Osteen.  
Osteen, Reed (6), Miller (8) and Roseboro.  
Grant and Battey.  
HR — Fairly, Allison, Grant. T — 2:16. A — 49,578.

## GAME 7 Thursday, October 14 at Minnesota

Los Angeles	0	0	0	2	0	0	0	0	0	—	2	7	0
Minnesota	0	0	0	0	0	0	0	0	0	—	0	3	1

WP — Koufax. LP — Kaat.  
Koufax and Roseboro.  
Kaat, Worthington (4), Klippstein (6), Merritt (7), Perry (9) and Battey.  
HR — Johnson. T — 2:27. A — 50,596.



# 1969 AMERICAN LEAGUE CHAMPIONSHIP SERIES

## TWINS VS. BALTIMORE ORIOLES

ORIOLES:	AVG	G	AB	R	H	2B	3B	HR	RBI	BB	SO	SB		
B. Robinson, 3b	.500	3	14	1	7	1	0	0	0	0	0	0		
Motton, ph	.500	2	2	0	1	0	0	0	1	0	0	0		
Blair, cf	.400	3	15	1	6	2	0	1	6	2	2	0		
Powell, 1b	.385	3	13	2	5	0	0	1	1	2	0	0		
F. Robinson, rf	.333	3	12	1	4	2	0	1	2	3	3	0		
Buford, lf	.286	3	14	3	4	1	0	0	1	3	0	0		
Belanger, ss	.267	3	15	4	4	0	1	1	1	0	0	0		
Hendricks, ph-c	.250	3	8	2	2	2	0	0	3	1	2	0		
Johnson, 2b	.231	3	13	2	3	0	0	0	0	2	1	0		
Palmer, p	.000	1	5	0	0	0	0	0	0	0	3	0		
Etchebarren, c	.000	2	4	0	0	0	0	0	0	0	0	0		
McNally, p	.000	1	4	0	0	0	0	0	0	0	2	0		
Cuellar, p	.000	1	2	0	0	0	0	0	0	0	1	0		
May, ph	.000	1	1	0	0	0	0	0	0	0	0	0		
Salmon, ph	.000	1	1	0	0	0	0	0	0	0	0	0		
R. Hall, p	.000	1	0	0	0	0	0	0	0	0	0	0		
Lopez, p	.000	1	0	0	0	0	0	0	0	0	0	0		
Rettenmund, ph	.000	1	0	0	0	0	0	0	0	0	0	0		
Richert, p	.000	1	0	0	0	0	0	0	0	0	0	0		
Watt, p	.000	1	0	0	0	0	0	0	0	0	0	0		
Totals	.293	3	123	16	36	8	1	4	15	13	14	0		
Pitchers:	W	L	ERA	G	GS	CG	SHO	SV	IP	H	R	ER	BB	SO
McNally	1	0	0.00	1	1	1	1	0	11.0	3	0	0	5	11
Watt	0	0	0.00	1	0	0	0	0	2.0	0	0	0	0	2
Richert	0	0	0.00	1	0	0	0	0	1.0	0	0	0	0	2
R. Hall	1	0	0.00	1	0	0	0	0	0.2	0	0	0	0	1
Lopez	0	0	0.00	1	0	0	0	0	0.1	1	0	0	2	0
Palmer	1	0	2.00	1	1	1	0	0	9.0	10	2	2	2	4
Cuellar	0	0	2.25	1	1	0	0	0	8.0	3	3	2	1	7
Totals	3	0	1.13	7	3	2	1	0	32.0	17	5	4	12	27

# 1969 ALCS [CONTINUED]

TWINS:	AVG	G	AB	R	H	2B	3B	HR	RBI	BB	SO	SB		
Nettles, ph	1.000	1	1	0	1	0	0	0	0	0	0	0		
Woodson, p	1.000	1	1	0	1	0	0	0	0	0	0	0		
Oliva, rf	.385	3	13	3	5	2	0	1	2	1	3	1		
Roseboro, c	.200	2	5	0	1	0	0	0	0	0	0	0		
Reese, lb	.167	3	12	0	2	0	0	0	2	1	1	0		
Uhlender, lf	.167	2	6	0	1	0	0	0	0	0	0	0		
Cardenas, ss	.154	3	13	0	2	0	1	0	0	0	7	0		
Mitterwald, c	.143	2	7	0	1	0	0	0	0	1	3	0		
Killebrew, 3b	.125	3	8	2	1	1	0	0	0	6	2	0		
Tovar, cf	.077	3	13	0	1	0	0	0	0	1	2	1		
Carew, 2b	.071	3	14	0	1	0	0	0	0	1	4	0		
Allison, lf	.000	2	8	0	0	0	0	0	1	0	0	0		
Boswell, p	.000	1	4	0	0	0	0	0	0	0	4	0		
Perry, p	.000	1	3	0	0	0	0	0	0	0	1	0		
Perranoski, p	.000	3	1	0	0	0	0	0	0	0	0	0		
Renick, ph	.000	1	1	0	0	0	0	0	0	0	0	0		
Chance, p	.000	1	0	0	0	0	0	0	0	0	0	0		
Grzenda, p	.000	1	0	0	0	0	0	0	0	0	0	0		
T. Hall, p	.000	1	0	0	0	0	0	0	0	0	0	0		
Manuel, ph	.000	1	0	0	0	0	0	0	0	1	0	0		
Miller, p	.000	1	0	0	0	0	0	0	0	0	0	0		
Worthington, p	.000	1	0	0	0	0	0	0	0	0	0	0		
Totals	.155	3	110	5	17	3	1	1	5	12	27	2		
Pitchers:	W	L	ERA	G	GS	CG	SHO	SV	IP	H	R	ER	BB	SO
Grzenda	0	0	0.00	1	0	0	0	0	0.2	0	0	0	0	0
T. Hall	0	0	0.00	1	0	0	0	0	0.2	0	0	0	0	0
Boswell	0	1	0.84	1	1	0	0	0	10.2	7	1	1	7	4
Perry	0	0	3.38	1	1	0	0	0	8.0	6	3	3	3	3
Miller	0	1	5.40	1	1	0	0	0	1.2	5	3	1	0	0
Perranoski	0	1	5.79	3	0	0	0	0	4.2	8	3	3	0	2
Worthington	0	0	6.75	1	0	0	0	0	1.1	3	1	1	0	1
Woodson	0	0	10.80	1	0	0	0	0	1.2	3	2	2	3	2
Chance	0	0	13.50	1	0	0	0	0	2.0	4	3	3	0	2
Totals	0	3	4.02	11	3	0	0	0	31.1	36	16	14	13	14

## GAME 1 Saturday, October 4 at Baltimore

Minnesota	0	0	0	0	1	0	2	0	0	0	0	0	—	3	4	2
Baltimore	0	0	0	1	1	0	0	0	1	0	0	1	—	4	10	1
WP —Hall. LP —Perranoski.																
Perry, Perranoski (9) and Mitterwald, Roseboro (12).																
Cuellar, Richert (9), Watt (10), Lopez (12), R. Hall (12) and Hendricks, Etchebarren (10).																
HR —F. Robinson, Belanger, Oliva, Powell.																
T —3:29. A —39,324.																

## GAME 3 Monday, October 6 at Minnesota

Baltimore	0	3	0	2	0	1	0	2	3	—	11	18	0
Minnesota	1	0	0	0	1	0	0	0	0	—	2	10	2
WP —Palmer. LP —Miller.													
Palmer and Hendricks.													
Miller, Woodson (2), T. Hall (4), Worthington (5), Grzenda (6), Chance (7), Perranoski (9) and Roseboro.													
HR —Blair. T —2:48. A —32,735.													

## GAME 2 Sunday, October 5 at Baltimore

Minnesota	0	0	0	0	0	0	0	0	0	0	0	—	0	3	1
Baltimore	0	0	0	0	0	0	0	0	0	0	1	—	1	8	0
WP —McNally. LP —Boswell.															
Boswell, Perranoski (11) and Mitterwald.															
McNally and Etchebarren, Hendricks (10).															
T —3:17. A —41,704.															

## TWINS TITLE CLINCHING DATES

Year	Game	Date	Details
1965	157	September 26	Twins defeated Washington 2-1 at Washington
1969	153	September 22	Twins defeated Kansas City 4-3 at Kansas City
1970	154	September 22	Twins defeated Oakland 5-3 at Oakland
1987	157	September 28	Twins defeated Texas 5-3 at Texas
1991	155	September 29	Twins lost 2-1 at Toronto while Chicago lost 2-1 to Seattle
2002	150	September 15	Twins won 5-0 at Cleveland while Chicago lost 8-4 to New York
2003	157	September 23	Twins won 4-1 vs. Cleveland while Chicago and Kansas City lost
2004	150	September 20	Twins defeated Chicago 8-2 at Chicago
2006	162	October 1	Twins won 5-1 vs. Chicago while Detroit lost 10-8 to Kansas City
2009	163	October 6	Twins defeated Detroit 6-5 in 12 innings in Central Division Tiebreaker game
2010	151	September 21	Twins defeat Cleveland 6-4, 91st win of season, Gardenhire's 800th career win



# 1970 AMERICAN LEAGUE CHAMPIONSHIP SERIES

## TWINS VS. BALTIMORE ORIOLES

ORIOLES:	AVG	G	AB	R	H	2B	3B	HR	RBI	BB	SO	SB
B. Robinson, 3b	.583	3	12	3	7	2	0	0	1	0	1	0
Cuellar, p	.500	1	2	1	1	0	0	1	4	0	1	0
R. Hall, p	.500	1	2	1	1	0	0	0	0	0	1	0
Powell, 1b	.429	3	14	2	6	2	0	1	6	0	3	0
Buford, lf	.429	2	7	2	3	1	0	1	3	2	0	0
Hendricks, c	.400	1	5	2	2	0	0	0	0	0	1	0
McNally, p	.400	1	5	1	2	1	0	0	1	0	1	0
Johnson, 2b	.364	3	11	4	4	0	0	2	4	1	1	0
Belanger, ss	.333	3	12	5	4	0	0	0	1	1	0	0
Rettenmund, lf	.333	1	3	1	1	0	0	0	1	2	1	1
Palmer, p	.250	1	4	1	1	1	0	0	1	0	0	0
F. Robinson, rf	.200	3	10	3	2	0	0	1	2	5	2	0
Etchebarren, c	.111	2	9	1	1	0	0	0	0	0	3	0
Blair, cf	.077	3	13	0	1	0	0	0	0	1	4	0
<b>Totals</b>	<b>.330</b>	<b>3</b>	<b>109</b>	<b>27</b>	<b>36</b>	<b>7</b>	<b>0</b>	<b>6</b>	<b>24</b>	<b>12</b>	<b>19</b>	<b>1</b>

Pitchers:	W	L	ERA	G	GS	CG	SHO	SV	IP	H	R	ER	BB	SO
R. Hall	1	0	0.00	1	0	0	0	4.2	1	0	0	0	0	3
Palmer	1	0	1.00	1	1	1	0	9.0	7	1	1	3	12	
McNally	1	0	3.00	1	1	1	0	9.0	6	3	3	5	5	
Cuellar	0	0	12.46	1	1	0	0	4.1	10	6	6	1	2	
<b>Totals</b>	<b>3</b>	<b>0</b>	<b>3.33</b>	<b>4</b>	<b>3</b>	<b>2</b>	<b>0</b>	<b>0</b>	<b>27.0</b>	<b>24</b>	<b>10</b>	<b>10</b>	<b>9</b>	<b>22</b>

TWINS:	AVG	G	AB	R	H	2B	3B	HR	RBI	BB	SO	SB
Oliva, rf	.500	3	12	2	6	2	0	1	1	0	1	0
Mitterwald, c	.500	2	8	2	4	1	0	0	2	0	2	0
Tovar, cf-2b-lf	.385	3	13	2	5	0	1	0	1	0	0	0
Killebrew, 3b-1b	.273	3	11	2	3	0	0	2	4	2	4	0
Ratliff, c	.250	1	4	0	1	0	0	0	0	0	1	0
Renick, 3b-ph	.200	2	5	0	1	0	0	0	0	0	1	0
Cardenas, ss	.182	3	11	1	2	0	0	0	1	1	1	0
Reese, 1b	.143	2	7	0	1	0	0	0	0	1	1	0
Thompson, 2b	.125	3	8	0	1	1	0	0	0	1	0	0
Alyea, lf-ph	.000	3	7	1	0	0	0	0	0	2	3	0
Holt, ph-cf-pr	.000	3	5	0	0	0	0	0	0	0	2	0
Allison, ph	.000	3	2	0	0	0	0	0	0	1	1	0
Quilici, 2b-ph	.000	3	2	0	0	0	0	0	0	0	1	0
Carew, ph	.000	2	2	0	0	0	0	0	0	0	1	0
T. Hall, p	.000	2	1	0	0	0	0	0	0	0	1	0
Perry, p	.000	2	1	0	0	0	0	0	1	0	0	0
Kaat, p	.000	1	1	0	0	0	0	0	0	0	1	0
Manuel, ph	.000	1	1	0	0	0	0	0	0	0	1	0
Perranoski, p	.000	2	0	0	0	0	0	0	0	0	0	0
Tiant, p-pr	.000	2	0	0	0	0	0	0	0	0	0	0
Williams, p	.000	2	0	0	0	0	0	0	0	1	0	0
Zepp, p	.000	2	0	0	0	0	0	0	0	0	0	0
Bylevien, p	.000	1	0	0	0	0	0	0	0	0	0	0
Woodson, p	.000	1	0	0	0	0	0	0	0	0	0	0
<b>Totals</b>	<b>.238</b>	<b>3</b>	<b>101</b>	<b>10</b>	<b>24</b>	<b>4</b>	<b>1</b>	<b>3</b>	<b>10</b>	<b>9</b>	<b>22</b>	<b>0</b>

Pitchers:	W	L	ERA	G	GS	CH	SHO	SV	IP	H	R	ER	BB	SO
Williams	0	0	0.00	2	0	0	0	0	6.0	2	0	0	1	2
Bylevien	0	0	0.00	1	0	0	0	0	2.0	2	1	0	0	2
T. Hall	0	1	6.75	2	1	0	0	0	5.1	6	4	4	4	6
Zepp	0	0	6.75	2	0	0	0	0	1.1	2	1	1	2	2
Kaat	0	1	9.00	1	1	0	0	0	2.0	6	4	2	2	1
Woodson	0	0	9.00	1	0	0	0	0	1.0	2	1	1	1	0
Perry	0	1	13.50	2	1	0	0	0	5.1	10	9	8	1	3
Tiant	0	0	13.50	1	0	0	0	0	0.2	1	2	1	0	0
Perranoski	0	0	19.29	2	0	0	0	0	2.1	5	5	5	1	3
<b>Totals</b>	<b>0</b>	<b>3</b>	<b>7.62</b>	<b>14</b>	<b>3</b>	<b>0</b>	<b>0</b>	<b>0</b>	<b>26.0</b>	<b>36</b>	<b>27</b>	<b>22</b>	<b>12</b>	<b>19</b>

# 1970 ALCS [CONTINUED]

## GAME 1 Saturday, October 3 at Minnesota

Baltimore	0	2	0	7	0	1	0	0	0	—	10	13	0
Minnesota	1	1	0	1	3	0	0	0	0	—	6	11	2
WP — Hall. LP — Perry.													
Cuellar, R. Hall (5) and Hendricks.													
Perry, Zepp (4), Woodson (5), Williams (6), Perranoski (9) and Mitterwald.													
HR — Cuellar, Buford, Powell, Killebrew. T — 2:36. A — 26, 847.													

## GAME 3 Monday, October 5 at Baltimore

Minnesota	0	0	0	0	1	0	0	0	0	—	1	7	2
Baltimore	1	1	3	0	0	0	1	0	x	—	6	10	0
WP — Palmer. LP — Kaat.													
Kaat, Blyleven (3), T. Hall (5), Perry (7) and Ratliff.													
Palmer and Etchebarren.													
HR — Johnson. T — 2:20. A — 27,608.													

## GAME 2 Sunday, October 4 at Minnesota

Baltimore	1	0	2	1	0	0	0	0	7	—	11	13	0
Minnesota	0	0	0	3	0	0	0	0	0	—	3	6	2
WP — McNally. LP — Hall.													
McNally and Etchebarren.													
T. Hall, Zepp (4), Williams (5), Perranoski (8), Tiant (9) and Mitterwald.													
HR — F. Robinson, Killebrew, Oliva, Johnson. T — 2:59. A — 27,490.													



## 1987 AMERICAN LEAGUE CHAMPIONSHIP SERIES TWINS VS. DETROIT TIGERS

TIGERS:	AVG	G	AB	R	H	2B	3B	HR	RBI	BB	SO	SB
Grubb, ph-dh	.571	4	7	0	4	0	0	0	0	0	1	0
Morrison, dh-3b	.400	2	5	1	2	0	0	0	0	0	1	0
Herdon, rf-ph-dh	.333	3	9	1	3	1	0	0	2	1	1	1
Sheridan, rf-pr	.300	5	10	2	3	1	0	1	2	0	2	0
Evans, 1b-3b	.294	5	17	0	5	0	0	0	0	4	2	0
Gibson, lf	.286	5	21	4	6	1	0	1	4	3	8	3
Heath, c	.286	3	7	1	2	0	0	1	2	0	0	0
Lemon, cf	.278	5	18	4	5	0	0	2	4	1	4	0
Bergman, ph-dh-1b	.250	4	4	0	1	0	0	0	2	0	1	0
Trammell, ss	.200	5	20	3	4	1	0	0	2	1	2	0
Whitaker, 2b	.176	5	17	4	3	0	0	1	1	7	3	1
Nokes, ph-dh-c	.143	5	14	2	2	0	0	1	2	1	4	0
Brookens, 3b	.000	5	13	0	0	0	0	0	0	0	3	0
Madlock, dh	.000	1	5	0	0	0	0	0	0	0	3	0
Totals	.240	5	167	23	40	4	0	7	21	18	35	5

Pitchers:	W	L	ERA	G	GS	CG	SHO	SV	IP	H	R	ER	BB	SO
Petry	0	0	0.00	1	0	0	0	0	3.1	1	1	0	0	1
Hernandez	0	0	0.00	1	0	0	0	0	0.1	2	0	0	0	0
Robinson	0	0	0.00	1	0	0	0	0	0.1	1	0	0	0	0
Thurmond	0	0	0.00	1	0	0	0	0	0.1	0	0	0	0	0
King	0	0	1.69	2	0	0	0	0	5.1	3	1	1	2	4
Tanana	0	1	5.06	1	1	0	0	0	5.1	6	4	3	4	1
Morris	0	1	6.75	1	1	1	0	0	8.0	6	6	6	3	7
Terrell	0	0	9.00	1	1	0	0	0	6.0	7	6	6	4	4
Alexander	0	2	10.00	2	2	0	0	0	9.0	14	10	10	1	5
Henneman	1	0	10.80	1	0	0	0	0	5.0	6	6	6	6	3
Totals	1	4	6.70	12	5	1	0	0	43.0	46	34	32	20	25

TWINS:	AVG	G	AB	R	H	2B	3B	HR	RBI	BB	SO	SB
Larkin, ph	1.000	1	1	0	1	1	0	0	1	0	0	0
Butera, c	.667	1	3	0	2	0	0	0	0	0	0	0
Brunansky, rf	.412	5	17	5	7	4	0	2	9	4	3	0
Baylor, ph-dh	.400	2	5	0	2	0	0	0	1	0	0	0
Gladden, lf	.350	5	20	5	7	2	0	0	5	2	1	0
Gaetti, 3b	.300	5	20	5	6	1	0	2	5	1	3	0
Gagne, ss	.278	5	18	5	5	3	0	2	3	3	4	0
Lombardozzi, 2b-pr	.267	5	15	2	4	0	0	0	1	2	2	0
Bush, dh	.250	4	12	4	3	0	1	0	2	3	2	3
Puckett, cf	.208	5	24	3	5	1	0	1	3	0	5	1
Hrbek, 1b	.150	5	20	4	3	0	0	1	1	3	0	0
Laudner, c	.071	5	14	1	1	1	0	0	2	2	5	0
Newman, 2b	.000	1	2	0	0	0	0	0	0	0	0	0
Davidson, pr	.000	1	0	0	0	0	0	0	0	0	0	0
Totals	.269	5	171	34	46	13	0	8	33	20	25	4

Pitchers:	W	L	ERA	G	GS	CG	SHO	SV	IP	H	R	ER	BB	SO
Schatzeder	0	0	0.00	2	0	0	0	0	4.1	2	0	0	0	5
Atterton	0	0	0.00	1	0	0	0	0	0.1	1	0	0	0	0
Berenguer	0	0	1.50	4	0	0	0	1	6.0	1	1	1	3	6
Blyleven	2	0	4.05	2	2	0	0	0	13.1	12	6	6	3	9
Reardon	1	1	5.06	4	0	0	0	2	5.1	7	3	3	3	5
Viola	1	0	5.25	2	2	0	0	0	12.0	14	8	7	5	9
Straker	0	0	16.88	1	1	0	0	0	2.2	3	5	5	4	1
Totals	4	1	4.50	16	5	0	0	3	44.0	40	23	22	18	35

# 1987 ALCS [CONTINUED]

## GAME 1 Wednesday, October 7 at Minnesota

Detroit	0	0	1	0	0	1	1	2	0	—	5	10	0
Minnesota	0	1	0	0	3	0	0	4	x	—	8	10	0

WP —Reardon. LP —Alexander.  
Alexander, Henneman (8), Hernandez (8), King (8) and Heath.  
Viola, Reardon (8) and Laudner.  
HR — Gaetti 2, Heath, Gibson. T — 2:46. A — 53,269.

## GAME 2 Thursday, October 8 at Minnesota

Detroit	0	2	0	0	0	0	0	1	0	—	3	7	1
Minnesota	0	3	0	2	1	0	0	0	x	—	6	6	0

WP —Blyleven. LP —Morris. Save —Berenguer.  
Morris and Heath, Nokes (8).  
Blyleven, Berenguer (8) and Laudner.  
HR — Lemon, Hrbek, Whitaker. T — 2:54. A — 55,245.

## GAME 3 Saturday, October 10 at Detroit

Minnesota	0	0	0	2	0	2	2	0	0	—	6	8	1
Detroit	0	0	5	0	0	0	0	2	x	—	7	7	0

WP —Henneman. LP —Reardon.  
Straker, Schatzeder (3), Berenguer (7), Reardon (8) and Butera, Laudner (7).  
Terrell, Henneman (7) and Nokes.  
HR — Gagne, Brunansky, Sheridan. T — 3:29. A — 49,730.

## GAME 4 Sunday, October 11 at Detroit

Minnesota	0	0	1	1	1	1	0	1	0	—	5	7	1
Detroit	1	0	0	0	1	1	0	0	0	—	3	7	3

WP —Viola. LP —Tanana. Save —Reardon.  
Viola, Atherton (6), Berenguer (6), Reardon (9) and Laudner.  
Tanana, Petry (6), Thurmond (9) and Heath.  
HR — Puckett, Gagne. T — 3:24. A — 51,939.

## GAME 5 Monday, October 12 at Detroit

Minnesota	0	4	0	0	0	0	1	1	3	—	9	15	1
Detroit	0	0	0	3	0	0	0	1	1	—	5	9	1

WP —Blyleven. LP —Alexander. Save —Reardon.  
Blyleven, Schatzeder (7), Berenguer (8), Reardon (8) and Laudner.  
Alexander, King (2), Henneman (7), Robinson (9) and Nokes.  
HR — Nokes, Lemon, Brunansky. T — 3:14. A — 47,448.



## 1987 WORLD SERIES TWINS VS. ST. LOUIS CARDINALS

CARDINALS:	AVG	G	AB	R	H	2B	3B	HR	RBI	BB	SO	SB
Pendleton, dh-ph	.429	3	7	2	3	0	0	0	1	1	1	2
Pena, c-dh	.409	7	22	2	9	1	0	0	4	3	2	1
McGee, cf	.370	7	27	2	10	2	0	0	4	0	9	0
Lindeman, 1b-ph-rf	.333	6	15	3	5	1	0	0	2	0	3	0
Lake, c	.333	3	3	0	1	0	0	0	1	0	0	0
Ford, rf-ph	.308	5	13	1	4	0	0	0	2	1	1	0
Herr, 2b	.250	7	28	2	7	0	0	1	1	2	2	0
Quendo, rf-3b	.250	7	24	2	6	0	0	0	2	1	4	0
Pagnozzi, dh-ph	.250	2	4	0	1	0	0	0	0	0	0	0
Driessen, 1b	.231	4	13	3	3	2	0	0	1	1	1	0
Smith, ss	.214	7	28	3	6	0	0	0	2	2	3	2
Coleman, lf	.143	7	28	5	4	2	0	0	2	2	10	6
Lawless, 3b	.100	3	10	1	1	0	0	1	3	0	4	0
Cox, p	.000	3	2	0	0	0	0	0	0	0	1	0
Forsch, p	.000	3	2	0	0	0	0	0	0	0	0	0
Tudor, p	.000	2	2	0	0	0	0	0	0	0	2	0
Morris, rf	.000	1	2	0	0	0	0	0	0	0	0	0
Dayley, p	.000	4	1	0	0	0	0	0	0	0	1	0
Mathews, p	.000	1	1	0	0	0	0	0	0	0	0	0
Worrell, p	.000	4	0	0	0	0	0	0	0	0	0	0
Horton, p	.000	2	0	0	0	0	0	0	0	0	0	0
Magrane, p	.000	2	0	0	0	0	0	0	0	0	0	0
Tunnell, p	.000	2	0	0	0	0	0	0	0	0	0	0
Johnson, pr	.000	1	0	0	0	0	0	0	0	0	0	1
<b>Totals</b>	<b>.259</b>	<b>7</b>	<b>232</b>	<b>26</b>	<b>60</b>	<b>8</b>	<b>0</b>	<b>2</b>	<b>25</b>	<b>13</b>	<b>44</b>	<b>12</b>

### Pitchers:

	W	L	ERA	G	GS	CG	SHO	SV	IP	H	R	ER	BB	SO
Worrell	0	0	1.29	4	0	0	0	2	7.0	6	1	1	4	3
Dayley	0	0	1.93	4	0	0	0	1	4.2	2	1	1	0	3
Tunnell	0	0	2.08	2	0	0	0	0	4.1	4	2	1	2	1
Mathews	0	0	2.45	1	1	0	0	0	3.2	2	1	1	2	3
Tudor	1	1	5.73	2	2	0	0	0	11.0	15	7	7	3	8
Horton	0	0	6.00	2	0	0	0	0	3.0	5	2	2	0	1
Cox	1	2	7.71	3	2	0	0	0	11.2	13	10	10	8	9
Magrane	0	1	8.59	2	2	0	0	0	7.1	9	7	7	5	5
Forsch	1	0	9.95	3	0	0	0	0	6.1	8	7	7	5	3
<b>Totals</b>	<b>3</b>	<b>4</b>	<b>5.64</b>	<b>23</b>	<b>7</b>	<b>0</b>	<b>0</b>	<b>3</b>	<b>59.0</b>	<b>64</b>	<b>38</b>	<b>37</b>	<b>29</b>	<b>36</b>

# 1987 WORLD SERIES (CONTINUED)

TWINS:	AVG	G	AB	R	H	2B	3B	HR	RBI	BB	SO	SB		
Smalley, ph	.500	4	2	0	1	1	0	0	0	2	0	0		
Lombardozzi, 2b	.412	6	17	3	7	1	0	1	4	2	2	0		
Baylor, dh-ph	.385	5	13	3	5	0	0	1	3	1	1	0		
Puckett, cf	.357	7	28	5	10	1	1	0	3	2	1	1		
Laudner, c	.318	7	22	4	7	1	0	1	4	5	4	0		
Gladden, lf	.290	7	31	3	9	2	1	1	7	3	4	2		
Gaetti, 3b	.259	7	27	4	7	2	1	1	4	2	5	2		
Hrbek, 1b	.208	7	24	4	5	0	0	1	6	5	3	0		
Gagne, ss	.200	7	30	5	6	1	0	1	3	1	6	0		
Brunansky, rf	.200	7	25	5	5	0	0	0	2	4	4	1		
Newman, pr-2b-ph	.200	4	5	0	1	0	0	0	0	1	1	0		
Bush, dh-ph	.167	4	6	1	1	1	0	0	2	0	1	0		
Larkin, 1b-ph	.000	5	3	1	0	0	0	0	0	1	0	0		
Straker, p	.000	2	2	0	0	0	0	0	0	0	2	0		
Viola, p	.000	3	1	0	0	0	0	0	0	0	1	0		
Blyleven, p	.000	2	1	0	0	0	0	0	0	0	1	0		
Davidson, rf-ph	.000	2	1	0	0	0	0	0	0	0	0	0		
Reardon, p	.000	4	0	0	0	0	0	0	0	0	0	0		
Berenguer, p	.000	3	0	0	0	0	0	0	0	0	0	0		
Schatzeder, p	.000	3	0	0	0	0	0	0	0	0	0	0		
Atherton, p	.000	2	0	0	0	0	0	0	0	0	0	0		
Butera, c	.000	1	0	0	0	0	0	0	0	0	0	0		
Frazier, p	.000	1	0	0	0	0	0	0	0	0	0	0		
Niekro, p	.000	1	0	0	0	0	0	0	0	0	0	0		
Totals	.269	7	238	38	64	10	3	7	29	36	6	0		
Pitchers:	W	L	ERA	G	GS	CG	SHO	SV	IP	H	R	ER	BB	SO
Reardon	0	0	0.00	4	0	0	0	1	4.2	5	0	0	0	3
Frazier	0	0	0.00	1	0	0	0	0	2.0	1	0	0	0	2
Niekro	0	0	0.00	1	0	0	0	0	2.0	1	0	0	1	1
Blyleven	1	1	2.77	2	2	0	0	0	13.0	13	5	4	2	12
Viola	2	1	3.72	3	3	0	0	0	19.1	17	8	8	3	16
Straker	0	0	4.00	2	2	0	0	0	9.0	9	4	4	3	6
Schatzeder	1	0	6.23	3	0	0	0	0	4.1	4	3	3	3	3
Atherton	0	0	6.75	2	0	0	0	0	1.1	0	1	1	1	0
Berenguer	0	1	10.38	3	0	0	0	0	4.1	10	5	5	0	1
Totals	4	3	3.75	21	7	0	0	1	60.0	60	26	25	13	44

## GAME 1 Saturday, October 17 at Minnesota

St. Louis	0	1	0	0	0	0	0	0	—	1	5	1
Minnesota	0	0	0	7	2	0	1	0	x	10	11	0
WP — Viola. LP — Magrane.												
Magrane, Forsch (4), Horton (7) and Pena, Lake (8).												
Viola, Atherton (9) and Laudner.												
HR — Gladden, Lombardozzi. T — 2:39. A — 55,171.												

## GAME 2 Sunday, October 18 at Minnesota

St. Louis	0	0	0	0	1	0	1	2	0	—	4	9	0
Minnesota	0	1	0	6	0	1	0	0	x	—	8	10	0
WP — Bylieven. LP — Cox.													
Cox, Tunnell (4), Dayley (7), Worrell (8) and Pena.													
Bylieven, Berenguer (8), Reardon (9) and Laudner.													
HR — Gaetti, Laudner. T — 2:42. A — 55,257.													

## GAME 3 Tuesday, October 20 at St. Louis

Minnesota	0	0	0	0	0	1	0	0	0	—	1	5	1
St. Louis	0	0	0	0	0	0	3	0	x	—	3	9	1
WP — Tudor. LP — Berenguer. Save — Worrell.													
Straker, Berenguer (7), Schatzeder (7) and Laudner.													
Tudor, Worrell (8) and Pena.													
T — 2:45. A — 55,347.													

## GAME 4 Wednesday, October 21 at St. Louis

Minnesota	0	0	1	0	1	0	0	0	0	—	2	7	1
St. Louis	0	0	1	6	0	0	0	0	x	—	7	10	1
WP — Forsch. LP — Viola. Save — Dayley.													
Viola, Schatzeder (4), Niekro (5), Frazier (7) and Laudner, Butera (8).													
Mathews, Forsch (4), Dayley (7) and Pena.													
HR — Gagne, Lawless. T — 3:11. A — 55,347.													

## GAME 5 Thursday, October 22 at St. Louis

Minnesota	0	0	0	0	0	0	0	2	0	—	2	6	1
St. Louis	0	0	0	0	0	3	1	0	x	—	4	10	1
WP — Cox. LP — Bylieven. Save — Worrell.													
Bylieven, Atherton (7), Reardon (7) and Laudner.													
Cox, Dayley (8), Worrell (8) and Pena, Lake (9).													
T — 3:21. A — 55,347.													

## GAME 6 Saturday, October 24 at Minnesota

St. Louis	1	1	0	2	1	0	0	0	0	—	5	11	2
Minnesota	2	0	0	0	4	4	0	1	x	—	11	15	0
WP — Schatzeder. LP — Tudor.													
Tudor, Horton (5), Forsch (6), Dayley (6), Tunnell (7) and Pena.													
Straker, Schatzeder (4), Berenguer (6), Reardon (9) and Laudner.													
HR — Herr, Baylor, Hrbek. T — 3:22. A — 55,293.													

## GAME 7 Sunday, October 25 at Minnesota

St. Louis	0	2	0	0	0	0	0	0	0	—	2	6	1
Minnesota	0	1	0	0	1	1	0	1	x	—	4	10	0
WP — Viola. LP — Cox. Save — Reardon.													
Magrane, Cox (5), Worrell (6) and Lake.													
Viola, Reardon (9) and Laudner.													
T — 3:04. A — 55,376.													



# 1991 AMERICAN LEAGUE CHAMPIONSHIP SERIES

## TWINS VS. TORONTO BLUE JAYS

BLUE JAYS:	AVG	G	AB	R	H	2B	3B	HR	RBI	BB	SO	SB
Alomar, 2b	.474	5	19	3	9	0	0	0	4	2	3	2
White, cf	.364	5	22	5	8	1	0	0	0	2	3	3
Gruber, 3b	.286	5	21	1	6	1	0	0	4	0	4	1
Borders, c	.263	5	19	0	5	1	0	0	2	0	0	0
Carter, rf-dh	.263	5	19	3	5	2	0	1	4	1	5	0
Wilson, pr-lf	.250	3	8	1	2	0	0	0	0	1	3	1
Olerud, 1b	.158	5	19	1	3	0	0	0	3	3	1	0
Lee, ss	.125	5	16	3	2	0	0	0	0	1	5	0
Mulliniks, dh-ph	.125	5	8	1	1	0	0	0	0	3	0	0
Maldonado, lf-rf	.100	5	20	1	2	1	0	0	1	1	6	0
Ducey, pr-rf	.000	1	1	0	0	0	0	0	0	0	0	0
Tabler, ph-dh	.000	2	1	0	0	0	0	0	0	1	0	0
Gonzales, pr-ss	....	2	0	0	0	0	0	0	0	0	0	0
<b>Totals</b>	<b>.249</b>	<b>5</b>	<b>173</b>	<b>19</b>	<b>43</b>	<b>6</b>	<b>0</b>	<b>1</b>	<b>18</b>	<b>15</b>	<b>30</b>	<b>7</b>

Pitchers:	W	L	ERA	G	GS	CG	SHO	SV	IP	H	R	ER	BB	SO
Henke	0	0	0.00	2	0	0	0	0	2.2	0	0	0	1	5
Acker	0	0	0.00	1	0	0	0	0	0.2	1	0	0	0	1
Wells	0	0	2.35	4	0	0	0	0	7.2	6	2	2	2	9
Key	0	0	3.00	1	1	0	0	0	6.0	5	2	2	1	1
Guzman	1	0	3.18	1	1	0	0	0	5.2	4	2	2	4	2
Timlin	0	1	3.18	4	0	0	0	0	5.2	5	4	2	2	5
Ward	0	1	6.23	2	0	0	0	1	4.1	4	3	3	1	6
Candiotti	0	1	8.22	2	2	0	0	0	7.2	17	9	7	2	5
MacDonald	0	0	9.00	1	0	0	0	0	1.0	1	1	1	1	0
Stottlemire	0	1	9.82	1	0	0	0	0	3.2	7	4	4	1	3
<b>Totals</b>	<b>1</b>	<b>4</b>	<b>4.60</b>	<b>5</b>	<b>5</b>	<b>0</b>	<b>0</b>	<b>1</b>	<b>45.0</b>	<b>50</b>	<b>27</b>	<b>23</b>	<b>15</b>	<b>37</b>

TWINS:	AVG	G	AB	R	H	2B	3B	HR	RBI	BB	SO	SB
Puckett, cf	.429	5	21	4	9	1	0	2	6	1	4	0
Knoblauch, 2b	.350	5	20	5	7	2	0	0	3	3	3	2
Mack, rf	.333	5	18	4	6	1	1	0	3	2	4	2
Pagliarulo, 3b-ph	.333	5	15	4	5	1	0	1	3	0	2	0
Davis, dh	.294	5	17	3	5	2	0	0	2	5	8	1
Harper, c	.278	5	18	1	5	2	0	0	1	0	2	0
Gladden, lf	.261	5	23	4	6	0	0	0	3	1	3	3
Gagne, ss	.235	5	17	1	4	0	0	0	1	1	5	0
Hrbek, 1b	.143	5	21	0	3	0	0	0	3	1	3	0
Leius, 3b	.000	3	4	0	0	0	0	0	0	1	1	0
Larkin, ph	.000	3	3	0	0	0	0	0	0	0	1	0
Ortiz, c	.000	3	3	0	0	0	0	0	0	0	0	0
Sorrento, ph	.000	1	1	0	0	0	0	0	0	0	1	0
Newman, 3b-ss	....	2	0	0	0	0	0	0	0	0	0	0
Brown, pr	....	1	0	1	0	0	0	0	0	0	0	0
<b>Totals</b>	<b>.276</b>	<b>5</b>	<b>181</b>	<b>27</b>	<b>50</b>	<b>9</b>	<b>1</b>	<b>3</b>	<b>25</b>	<b>15</b>	<b>37</b>	<b>8</b>

Pitchers:	W	L	ERA	G	GS	CG	SHO	SV	IP	H	R	ER	BB	SO
West	1	0	0.00	2	0	0	0	0	5.2	1	0	0	4	4
Willis	0	0	0.00	3	0	0	0	0	5.1	2	0	0	0	3
Aguilera	0	0	0.00	3	0	0	0	3	3.1	1	0	0	0	3
Guthrie	1	0	0.00	2	0	0	0	0	2.2	0	0	0	0	0
Bedrosian	0	0	0.00	2	0	0	0	0	1.1	3	2	0	2	2
Morris	2	0	4.05	2	2	0	0	0	13.1	17	6	6	1	7
Erickson	0	0	4.50	1	1	0	0	0	4.0	3	2	2	5	2
Tapani	0	1	7.84	2	2	0	0	0	10.1	16	9	9	3	9
<b>Totals</b>	<b>4</b>	<b>1</b>	<b>3.33</b>	<b>5</b>	<b>5</b>	<b>0</b>	<b>0</b>	<b>3</b>	<b>46.0</b>	<b>43</b>	<b>19</b>	<b>17</b>	<b>15</b>	<b>30</b>

# 1991 ALCS (CONTINUED)

## GAME 1 Tuesday, October 8 at Minnesota

Toronto	0	0	0	1	0	3	0	0	0	—	4	9	2
Minnesota	2	2	1	0	0	0	0	0	x	—	5	11	0

WP —Morris. LP —Candiotti. Save —Aguilera.  
Candiotti, Wells (3), Timlin (6) and Borders.  
Morris, Willis (6), Aguilera (8) and Harper, Ortiz (8).  
T — 3:17. A — 54,766.

## GAME 2 Wednesday, October 9 at Minnesota

Toronto	1	0	2	0	0	0	2	0	0	—	5	9	0
Minnesota	0	0	1	0	0	1	0	0	0	—	2	5	1

WP —Guzman. LP —Tapani. Save —Ward.  
Guzman, Henke (6), Ward (8) and Borders.  
Tapani, Bedrosian (7), Guthrie (7) and Harper.  
T — 3:02. A — 54,816.

## GAME 3 Friday, October 11 at Toronto

Minnesota	0	0	0	0	1	1	0	0	0	1	—	3	7	0
Toronto	2	0	0	0	0	0	0	0	0	0	—	2	5	1

WP —Guthrie. LP —Timlin. Save —Aguilera.  
Erickson, West (5), Willis (7), Guthrie (9), Aguilera (10) and Ortiz, Harper (10).  
Key, Wells (7), Henke (8), Timlin (10) and Borders.  
HR — Carter, Pagliarulo. T — 3:36. A — 51,454.

## GAME 4 Saturday, October 12 at Toronto

Minnesota	0	0	0	4	0	2	1	1	1	—	9	13	0
Toronto	0	1	0	0	0	1	0	0	1	—	3	11	2

WP —Morris. LP —Stottlemeyer.  
Morris, Bedrosian (9) and Harper.  
Stottlemeyer, Wells (4), Acker (6), Timlin (7), MacDonald (9) and Borders.  
HR — Puckett. T — 3:15. A — 51,526.

## GAME 5 Sunday, October 13 at Toronto

Minnesota	1	1	0	0	0	3	0	3	0	—	8	14	2
Toronto	0	0	3	2	0	0	0	0	0	—	5	9	1

WP —West. LP —Ward. Save —Aguilera.  
Tapani, West (5), Willis (8), Aguilera (9) and Harper, Ortiz (9).  
Candiotti, Timlin (6), Ward (6), Wells (8) and Borders.  
HR — Puckett. T — 3:29. A — 51,425.



## 1991 WORLD SERIES TWINS VS. ATLANTA BRAVES

BRVES:	AVG	G	AB	R	H	2B	3B	HR	RBI	BB	SO	SB
Lemke, 2b	.417	6	24	4	10	1	3	0	4	2	4	0
Belliard, ss	.375	7	16	0	6	1	0	0	4	1	2	0
Pendleton, 3b	.367	7	30	6	11	3	0	2	3	3	1	0
Gant, cf	.267	7	30	3	8	0	1	0	4	2	3	1
Justice, rf	.259	7	27	5	7	0	0	2	6	5	5	2
Treadway, 2b-ph	.250	3	4	1	1	0	0	0	0	1	2	0
Smith, dh-1f	.231	7	26	5	6	0	0	3	3	3	4	1
Olson, c	.222	7	27	3	6	2	0	0	1	5	4	1
Hunter, lf-1b	.190	7	21	2	4	1	0	1	3	0	2	0
Blauser, ss-ph	.167	5	6	0	1	0	0	0	0	1	1	0
Bream, 1b	.125	7	24	0	3	2	0	0	0	3	4	0
Avery, p	.000	2	3	0	0	0	0	0	0	0	2	0
Gregg, ph	.000	4	3	0	0	0	0	0	0	0	2	0
Glavine, p	.000	2	2	0	0	0	0	0	0	0	0	0
Mitchell, lf-pr	.000	3	2	0	0	0	0	0	0	0	1	0
Smoltz, p	.000	2	2	0	0	0	0	0	0	0	1	0
Cabrera, ph-c	.000	3	1	0	0	0	0	0	0	0	0	0
Clancy, p	.000	3	1	0	0	0	0	0	0	0	1	0
Leibrandt, p	.000	2	0	0	0	0	0	0	0	0	0	0
Mercker, p	.000	2	0	0	0	0	0	0	0	0	0	0
Pena, p	.000	3	0	0	0	0	0	0	0	0	0	0
St. Claire, p	.000	1	0	0	0	0	0	0	0	0	0	0
Stanton, p	.000	5	0	0	0	0	0	0	0	0	0	0
Willard, ph	.000	1	0	0	0	0	0	0	1	0	0	0
Wohlers, p	.000	3	0	0	0	0	0	0	0	0	0	0
Totals	.253	7	249	29	63	10	4	8	29	26	39	5

Pitchers:	W	L	ERA	G	GS	CG	SHO	SV	IP	H	R	ER	BB	SO
Stanton	1	0	0.00	5	0	0	0	0	7.1	5	0	0	2	7
Wohlers	0	0	0.00	3	0	0	0	0	1.2	2	0	0	2	1
Mercker	0	0	0.00	2	0	0	0	0	1.0	0	0	0	0	1
Smoltz	0	0	1.26	2	2	0	0	0	14.1	13	2	2	1	11
Glavine	1	1	2.70	2	2	1	0	0	13.1	8	6	4	7	8
Pena	0	1	3.38	3	0	0	0	0	5.1	6	2	2	3	7
Avery	0	0	3.46	2	2	0	0	0	13.0	10	6	5	1	8
Clancy	1	0	4.15	3	0	0	0	0	4.1	3	2	2	4	2
St. Claire	0	0	9.00	1	0	0	0	0	1.0	1	1	1	0	0
Leibrandt	0	2	11.25	2	1	0	0	0	4.0	8	5	5	1	3
Totals	3	4	2.89	7	7	1	0	0	65.1	56	24	21	21	48

# 1991 WORLD SERIES (CONTINUED)

TWINS:	AVG	G	AB	R	H	2B	3B	HR	RBI	BB	SO	SB
Larkin ph	.500	4	4	0	2	0	0	0	1	0	0	0
Newman ph-3b-2b-pr	.500	4	2	0	1	0	1	0	1	0	0	0
Harper c-ph	.381	7	21	2	8	2	0	0	1	2	2	0
Leius 3b-ph-ss	.357	7	14	2	5	0	0	1	2	1	2	0
Knoblauch 2b	.308	7	26	3	8	1	0	0	2	4	2	4
Pagliarulo ph-3b	.273	6	11	1	3	0	0	1	2	1	2	0
Puckett cf	.250	7	24	4	6	0	1	2	4	5	7	1
Bush ph-rf	.250	3	4	0	1	0	0	0	0	0	1	0
Gladden lf	.233	7	30	5	7	2	2	0	0	3	4	2
Davis dh-ph-rf	.222	6	18	4	4	0	0	2	4	2	3	0
Ortiz c	.200	3	5	0	1	0	0	0	1	0	1	0
Gagne ss	.167	7	24	1	4	1	0	1	3	0	7	0
Mack rf	.130	6	23	0	3	1	0	0	1	0	7	0
Hrbek 1b	.115	7	26	2	3	1	0	1	2	2	6	0
Brown pr-rf-cf	.000	3	2	0	0	0	0	0	0	0	0	0
Morris p	.000	3	2	0	0	0	0	0	0	0	1	0
Sorrento ph-1b	.000	3	2	0	0	0	0	0	0	1	2	0
Aguilera p-ph	.000	4	1	0	0	0	0	0	0	0	0	0
Erickson p	.000	2	1	0	0	0	0	0	0	0	1	0
Tapani p	.000	2	1	0	0	0	0	0	0	0	0	0
Bedrosian p	.000	3	0	0	0	0	0	0	0	0	0	0
Guthrie p	.000	4	0	0	0	0	0	0	0	0	0	0
Leach p	.000	2	0	0	0	0	0	0	0	0	0	0
West p	.000	2	0	0	0	0	0	0	0	0	0	0
Willis p	.000	4	0	0	0	0	0	0	0	0	0	0
<b>Totals</b>	<b>.232</b>	<b>7</b>	<b>241</b>	<b>24</b>	<b>56</b>	<b>8</b>	<b>4</b>	<b>8</b>	<b>24</b>	<b>21</b>	<b>48</b>	<b>7</b>

Pitchers:	W	L	ERA	G	GS	CG	SHO	SV	IP	H	R	ER	BB	SO
Morris	2	0	1.17	3	3	1	1	0	23.0	18	3	3	9	15
Aguilera	1	1	1.80	4	0	0	0	2	5.0	6	1	1	1	3
Guthrie	0	1	2.25	4	0	0	0	0	4.0	3	1	1	4	3
Leach	0	0	3.86	2	0	0	0	0	2.1	2	1	1	0	2
Tapani	1	1	4.50	2	2	0	0	0	12.0	13	6	6	2	7
Erickson	0	0	5.06	2	2	0	0	0	10.2	10	7	6	4	5
Willis	0	0	5.14	4	0	0	0	0	7.0	6	4	4	2	2
Bedrosian	0	0	5.40	3	0	0	0	0	3.1	3	2	2	0	2
West	0	0	INF	2	0	0	0	0	0.0	2	4	4	4	0
<b>Totals</b>	<b>4</b>	<b>3</b>	<b>3.74</b>	<b>7</b>	<b>7</b>	<b>1</b>	<b>1</b>	<b>2</b>	<b>67.1</b>	<b>63</b>	<b>29</b>	<b>28</b>	<b>26</b>	<b>39</b>

## GAME 1 Saturday, October 19 at Minnesota

Atlanta	0	0	0	0	1	0	1	0	—	2	6	1
Minnesota	0	0	1	0	3	1	0	0	x	5	9	1

WP — Morris. LP — Leibrandt. Save — Aguilera.

Leibrandt, Clancy (5), Wohlers (7), Stanton (8) and Olson.

Morris, Guthrie (8), Aguilera (8) and Harper.

HR — Gagne, Hrbek. T — 3:00. A — 55,108.

## GAME 2 Sunday, October 20 at Minnesota

Atlanta	0	1	0	0	1	0	0	0	—	2	8	1
Minnesota	2	0	0	0	0	0	1	x	—	3	4	1

WP — Tapani. LP — Glavine. Save — Aguilera.

Glavine and Olson.

Tapani, Aguilera (9) and Harper.

HR — Davis, Leius. T — 2:37. A — 55,145.

## GAME 3 Tuesday, October 22 at Atlanta

Minnesota	1	0	0	0	0	1	2	0	0	0	—	4	10	1
Atlanta	0	1	0	1	2	0	0	0	0	0	1	—	5	8

WP — Clancy. LP — Aguilera.

Erickson, West (5), Leach (5), Bedrosian (6), Willis (8), Guthrie (10), Aguilera (12) and Ortiz, Harper (8).

Avery, Pena (8), Stanton (10), Wohlers (12), Mercker (12), Clancy (12) and Olson.

HR — Justice, Smith, Puckett, Davis. T — 4:04. A — 50,878.

## GAME 4 Wednesday, October 23 at Atlanta

Minnesota	0	1	0	0	0	0	1	0	0	—	2	7	0
Atlanta	0	0	1	0	0	0	1	0	1	—	3	8	0

WP — Stanton. LP — Guthrie.

Morris, Willis (7), Guthrie (8), Bedrosian (9) and Harper.

Smoltz, Wohlers (8), Stanton (8) and Olson.

HR — Pendleton, Pagliarulo. T — 2:57. A — 50,878.

## GAME 5 Thursday, October 24 at Atlanta

Minnesota	0	0	0	0	0	3	0	1	1	—	5	7	1
Atlanta	0	0	0	4	1	0	6	3	x	—	14	17	1

WP — Glavine. LP — Tapani.

Tapani, Leach (5), West (7), Bedrosian (7), Willis (8) and Harper, Ortiz (8).

Glavine, Mercker (6), Clancy (7), St. Claire (9) and Olson, Cabrera (9).

HR — Justice, Smith, Hunter. T — 2:59. A — 50,878.

## GAME 6 Saturday, October 26 at Minnesota

Atlanta	0	0	0	0	2	0	1	0	0	0	—	3	9	1
Minnesota	2	0	0	0	1	0	0	0	0	0	1	—	4	9

WP — Aguilera. LP — Leibbrandt.

Avery, Stanton (7), Pena (9), Leibbrandt (11) and Olson.

Erickson, Guthrie (7), Willis (7), Aguilera (10) and Ortiz, Harper (7).

HR — Pendleton, Puckett. T — 3:36. A — 55,155.

## GAME 7 Sunday, October 27 at Minnesota

Atlanta	0	0	0	0	0	0	0	0	0	—	0	7	0
Minnesota	0	0	0	0	0	0	0	0	0	1	—	1	10

WP — Morris. LP — Pena.

Smoltz, Stanton (8), Pena (9) and Olson.

Morris and Harper.

T — 3:23. A — 55,118.



# 2002 AMERICAN LEAGUE DIVISION SERIES

## TWINS VS. OAKLAND ATHLETICS

ATHLETICS:	AVG	G	AB	R	H	2B	3B	HR	RBI	BB	SO	SB
Byrnes	.000	2	1	0	0	0	0	0	0	0	1	0
Chavez	.381	5	21	3	8	0	0	1	5	2	1	0
Durham	.333	5	21	7	7	3	0	2	2	2	4	1
Dye	.400	5	20	3	8	2	0	1	1	1	5	0
Ellis	.368	5	19	1	7	2	0	1	4	1	2	0
Hatberg	.500	5	14	5	7	2	0	1	3	3	0	0
Hernandez	.059	5	17	0	1	0	0	0	0	0	4	0
Justice	.238	5	21	2	5	1	1	0	4	0	4	0
Long	.167	5	18	1	3	0	0	1	1	1	2	0
Mabry	.000	2	2	0	0	0	0	0	0	0	1	0
Myers	.000	2	1	0	0	0	0	0	0	0	1	0
Piatt	.333	3	3	0	1	1	0	0	0	0	1	0
Saenz	.000	1	0	0	0	0	0	0	0	1	0	0
Tejada	.143	5	21	3	3	1	0	1	4	1	7	0
Velarde	.600	4	5	1	3	1	0	0	1	0	1	0
<b>Totals</b>	<b>.288</b>	<b>5</b>	<b>184</b>	<b>26</b>	<b>53</b>	<b>13</b>	<b>1</b>	<b>8</b>	<b>25</b>	<b>12</b>	<b>34</b>	<b>1</b>

Pitchers:	W	L	ERA	G	GS	CG	SHO	SV	IP	H	R	ER	BB	SO
Bowie	0	0	0.00	1	0	0	0	0	1.1	0	0	0	0	3
Bradford	0	0	0.00	2	0	0	0	0	3.0	1	0	0	0	1
Hudson	0	1	6.23	2	2	0	0	0	8.2	13	11	6	4	8
Koch	0	0	9.00	3	0	0	0	1	3.0	5	3	3	2	3
Lidle	0	0	9.00	1	0	0	0	0	1.0	2	1	1	0	0
Lilly	0	1	13.50	2	0	0	0	0	4.0	10	6	6	1	3
Mecir	0	0	0.00	1	0	0	0	0	1.0	0	0	0	0	2
Mulder	1	1	2.08	2	2	0	0	0	13.0	14	3	3	3	12
Rincon	0	0	0.00	2	0	0	0	0	3.0	2	0	0	0	2
Zito	1	0	4.50	1	1	0	0	0	6.0	5	3	3	4	8
<b>Totals</b>	<b>2</b>	<b>3</b>	<b>4.09</b>	<b>5</b>	<b>5</b>	<b>0</b>	<b>0</b>	<b>1</b>	<b>44.0</b>	<b>52</b>	<b>27</b>	<b>22</b>	<b>14</b>	<b>42</b>

TWINS:	AVG	G	AB	R	H	2B	3B	HR	RBI	BB	SO	SB
Cuddyer	.385	5	13	1	5	1	0	0	1	3	3	0
Guzman	.286	5	21	5	6	2	0	1	2	2	4	2
Hocking	.500	3	6	0	3	1	0	0	1	0	1	0
Hunter	.300	5	20	4	6	4	0	0	2	1	4	0
Jones	.250	5	20	3	5	3	0	0	1	1	8	0
Kielty	.000	3	4	0	0	0	0	0	0	0	1	0
Koskie	.143	5	21	3	3	0	1	1	5	2	6	0
LeCroy	.444	3	9	1	4	0	0	0	1	0	3	0
Mientkiewicz	.250	5	20	3	5	0	0	2	4	1	1	0
Mohr	1.000	4	2	1	2	1	0	0	0	1	0	0
Ortiz	.231	4	13	0	3	2	0	0	2	0	5	0
Pierzynski	.438	5	16	4	7	0	1	1	4	2	2	0
Prince	.000	1	2	0	0	0	0	0	0	0	2	0
Rivas	.250	4	12	2	3	1	0	0	0	1	2	0
<b>Totals</b>	<b>.291</b>	<b>5</b>	<b>179</b>	<b>27</b>	<b>52</b>	<b>15</b>	<b>2</b>	<b>5</b>	<b>23</b>	<b>14</b>	<b>42</b>	<b>2</b>

Pitchers:	W	L	ERA	G	GS	CG	SHO	SV	IP	H	R	ER	BB	SO
Fiore	0	0	20.25	1	0	0	0	0	1.1	4	3	3	2	0
Guardado	0	0	13.50	2	0	0	0	1	2.0	5	3	3	1	1
Hawkins	0	0	0.00	3	0	0	0	0	2.1	0	0	0	0	5
Jackson	0	0	0.00	1	0	0	0	0	0.2	1	0	0	0	0
Lohse	0	0	0.00	2	0	0	0	0	4.0	2	0	0	0	5
Mays	0	1	14.73	1	1	0	0	0	3.2	9	6	6	2	1
Milton	1	0	2.57	1	1	0	0	0	7.0	6	2	2	1	3
Radke	2	0	1.54	2	2	0	0	0	11.2	14	6	2	1	7
Reed	0	1	7.20	1	1	0	0	0	5.0	6	4	4	2	8
Romero	0	0	0.00	3	0	0	0	0	3.1	3	0	0	1	2
Santana	0	0	6.00	2	0	0	0	0	3.0	3	2	2	2	2
<b>Totals</b>	<b>3</b>	<b>2</b>	<b>4.50</b>	<b>5</b>	<b>5</b>	<b>0</b>	<b>0</b>	<b>1</b>	<b>44.0</b>	<b>53</b>	<b>26</b>	<b>22</b>	<b>12</b>	<b>34</b>

# 2002 DIVISION SERIES (CONTINUED)

## GAME 1 Tuesday, October 1 at Oakland

Minnesota	0	1	2	0	0	3	1	0	0	—	7	13	3
Oakland	3	2	0	0	0	0	0	0	0	—	5	12	0
WP—Radke. LP—Lilly. Save—Guardado.													
Radke, Santana (6), Romero (7), Guardado (9) and Pierzynski.													
Hudson, Lilly (6), Lidle (7), Rincon (8), Mecir (9) and Hernandez.													
HR—Koskie, Mientkiewicz. T—3:44. A—34,853.													

## GAME 2 Wednesday, October 2 at Oakland

Minnesota	0	0	0	0	1	1	0	0	0	—	1	7	0
Oakland	3	0	0	5	1	0	0	0	x	—	9	14	0
WP—Mulder. LP—Mays.													
Mays, Fiore (4), Lohse (6), Hawkins (9) and Pierzynski, Prince (6).													
Mulder, Bradford (7), Koch (9) and Hernandez.													
HR—Chavez, Guzman. T—3:04. A—31,953.													

## GAME 3 Friday, October 4 at Minnesota

Oakland	2	0	0	1	0	1	2	0	0	—	6	9	1
Minnesota	0	0	0	1	2	0	0	0	0	—	3	8	0
WP—Zito. LP—Reed. Save—Koch.													
Zito, Rincon (7), Koch (9) and Hernandez.													
Reed, Santana (6), Jackson (7), Romero (8), Hawkins (9) and Pierzynski.													
HR—Durham, Hatteberg, Long, Dye. T—3:26. A—55,932.													

## GAME 4 Saturday, October 5 at Minnesota

Oakland	0	0	2	0	0	0	0	0	0	—	2	7	2
Minnesota	0	0	2	7	0	0	2	0	x	—	11	12	2
WP—Milton. LP—Hudson.													
Hudson, Lilly (4), Bowie (7) and Hernandez, Myers (8).													
Milton, Lohse (8) and Pierzynski.													
HR—Tejada, Mientkiewicz. T—3:20. A—55,960.													

## GAME 5 Sunday, October 6 at Oakland

Minnesota	0	1	1	0	0	0	0	0	3	—	5	12	0
Oakland	0	0	1	0	0	0	0	0	3	—	4	11	0
WP—Radke. LP—Mulder.													
Radke, Romero (5), Hawkins (8), Guardado (9) and Pierzynski.													
Mulder, Bradford (6), Koch (6) and Hernandez, Myers (9).													
HR—Durham, Ellis, Pierzynski. T—3:23. A—32,146.													



## 2002 AMERICAN LEAGUE CHAMPIONSHIP SERIES TWINS VS. ANAHEIM ANGELS

ANGELS:	AVG	G	AB	R	H	2B	3B	HR	RBI	BB	SO	SB		
Anderson	.250	5	20	3	5	1	0	1	3	1	0	0		
Eckstein	.286	5	21	1	6	0	0	0	2	0	2	0		
Erstad	.364	5	22	4	8	0	0	1	2	0	3	1		
Figgins	1.000	3	1	2	1	0	0	0	0	0	0	0		
Fullmer	.333	4	12	2	4	2	0	1	4	0	2	0		
Gil	.000	1	2	0	0	0	0	0	0	0	1	0		
Glaus	.316	5	19	4	6	0	1	1	2	2	5	0		
Kennedy	.357	4	14	5	5	0	0	3	5	0	2	1		
B. Molina	.214	5	14	0	3	0	1	0	2	1	2	0		
J. Molina	.000	3	1	0	0	0	0	0	0	0	0	0		
Ochoa	.000	4	4	2	0	0	0	0	0	0	3	0		
Palmeiro	.000	2	2	0	0	0	0	0	0	0	1	0		
Salmon	.214	5	14	0	3	0	0	0	0	3	1	0		
Spiezio	.353	5	17	5	6	2	0	1	5	2	1	1		
Wooten	.250	3	8	1	2	0	0	0	1	0	3	0		
Totals	.287	5	171	29	49	5	2	8	26	9	26	3		
Pitchers:	W	L	ERA	G	GS	CG	SHO	SV	IP	H	R	ER	BB	SO
Appier	0	1	3.48	2	2	0	0	0	10.1	10	4	4	4	3
Donnelly	0	0	8.10	3	0	0	0	0	3.1	3	3	3	0	5
Lackey	1	0	0.00	1	1	0	0	0	7.0	3	0	0	0	7
Ortiz	1	0	5.06	1	1	0	0	0	5.1	10	3	3	1	3
Percival	0	0	0.00	3	0	0	0	2	3.1	0	0	0	0	3
Rodriguez	2	0	0.00	4	0	0	0	0	4.1	2	0	0	2	7
Schoeneweis	0	0	0.00	1	0	0	0	0	0.2	0	0	0	0	0
Washburn	0	0	1.29	1	1	0	0	0	7.0	6	1	1	0	7
Weber	0	0	3.38	3	0	0	0	0	2.2	3	1	1	0	3
Totals	4	1	2.45	5	5	0	0	2	44.0	37	12	12	7	38

# 2002 ALCS (CONTINUED)

TWINS:	AVG	G	AB	R	H	2B	3B	HR	RBI	BB	SO	SB		
Cuddyer	.200	3	5	0	1	0	0	0	0	1	1	0		
Guzman	.167	5	18	1	3	1	0	0	0	0	3	0		
Hunter	.167	5	18	2	3	2	0	0	0	1	3	0		
Jones	.100	5	20	0	2	1	0	0	2	0	4	0		
Kielty	.000	4	3	0	0	0	0	0	1	1	2	0		
Koskie	.278	5	18	3	5	2	0	0	2	2	8	0		
Lamb	.000	2	0	0	0	0	0	0	0	0	0	0		
LeCroy	.333	1	3	0	1	0	0	0	0	0	1	0		
Mientkiewicz	.278	5	18	1	5	1	0	0	2	1	2	0		
Mohr	.417	5	12	3	5	1	0	0	0	0	4	1		
Ortiz	.313	5	16	0	5	1	0	0	2	0	5	0		
Pierzynski	.250	5	16	1	4	0	0	0	2	0	2	0		
Prince	.000	1	1	0	0	0	0	0	0	0	0	0		
Rivas	.250	5	12	1	3	0	0	0	0	1	3	0		
Totals	.231	5	160	12	37	9	0	0	11	7	38	1		
Pitchers:	W	L	ERA	G	GS	CG	SHO	SV	IP	H	R	ER	BB	SO
Guardado	0	0	0.00	1	0	0	0	1	1.0	0	0	0	1	2
Hawkins	0	0	20.25	4	0	0	0	0	1.1	4	3	3	1	1
Jackson	0	0	27.00	3	0	0	0	0	1.0	5	3	3	2	2
Lohse	0	0	0.00	1	0	0	0	0	1.0	0	0	0	0	1
Mays	1	0	2.03	2	2	0	0	0	13.1	12	4	3	0	3
Milton	0	0	1.50	1	1	0	0	0	6.0	5	1	1	2	4
Radke	0	1	2.70	1	1	0	0	0	6.2	5	2	2	1	4
Reed	0	1	10.13	1	1	0	0	0	5.1	8	6	6	0	0
Romero	0	1	22.50	4	0	0	0	0	2.0	4	5	5	2	3
Santana	0	1	10.80	4	0	0	0	0	3.1	4	4	4	0	4
Wells	0	0	9.00	2	0	0	0	0	1.0	2	1	1	0	2
Totals	1	4	6.00	5	5	0	0	1	42.0	49	29	28	9	26

## GAME 1 Tuesday, October 8 at Minnesota

Anaheim	0	0	1	0	0	0	0	0	—	1	4	0
Minnesota	0	1	0	0	1	0	0	x	—	2	5	1
WP—Mays. LP—Appier. Save—Guardado.												
Appier, Donnelly (6), Schoenweis (7), Weber (8) and B. Molina, J. Molina (8).												
Mays, Guardado (9) and Pierzynski.												
T—2:58. A—55,562.												

## GAME 2 Wednesday, October 9 at Minnesota

Anaheim	1	3	0	0	0	2	0	0	0	—	6	10	0
Minnesota	0	0	0	0	0	3	0	0	0	—	3	11	1
WP—Ortiz. LP—Reed. Save—Percival.													
Ortiz, Donnelly (6), Rodriguez (7), Percival (8) and B. Molina.													
Reed, Santana (6), Romero (7), Hawkins (7), Jackson (9) and Pierzynski.													
HR—Erstad, Fullmer. T—3:13. A—55,990.													

## GAME 3 Friday, October 11 at Anaheim

Minnesota	0	0	0	0	0	0	1	0	0	—	1	6	0
Anaheim	0	1	0	0	0	0	0	1	x	—	2	7	0
WP—Rodríguez. LP—Romero. Save—Percival.													
Milton, Hawkins (7), Santana (7), Jackson (7), Romero (7) and Pierzynski.													
Washburn, Rodríguez (8), Percival (9) and B. Molina, J. Molina (8).													
HR—Anderson. Glaus. T—3:13. A—44,234.													

## GAME 4 Saturday, October 12 at Anaheim

Minnesota	0	0	0	0	0	0	0	1	—	1	6	2
Anaheim	0	0	0	0	0	2	5	x	—	7	10	0
WP—Lackey. LP—Radke.												
Radke, Santana (7), Hawkins (8), Romero (8), Jackson (8), Wells (8) and Pierzynski.												
Lackey, Rodriguez (8), Weber (9) and B. Molina.												
T—2:49. A—44,830.												

## GAME 5 Sunday, October 13 at Anaheim

Minnesota	1	1	0	0	0	0	3	0	0	—	5	9	0
Anaheim	0	0	1	0	2	0	10	0	x	—	13	18	0
WP—Rodriguez. LP—Santana.													
Mays, Santana (6), Hawkins (7), Romero (7), Wells (7), Lohse (8) and Pierzynski, Prince (8).													
Appier, Donnelly (6), Rodriguez (7), Weber (8), Percival (9) and B. Molina, J. Molina (8).													
HR—Kennedy (3), Spiezo. T—3:30. A—44,835.													



# 2003 AMERICAN LEAGUE DIVISION SERIES

## TWINS VS. NEW YORK YANKEES

YANKEES:	AVG	G	AB	R	H	2B	3B	HR	RBI	BB	SO	SB
Boone	.200	4	15	1	3	1	0	0	0	0	3	1
Dellucci	.000	1	0	0	0	0	0	0	0	0	0	0
Giambi	.250	4	16	1	4	2	0	0	2	2	5	0
Jeter	.429	4	14	2	6	0	0	1	1	4	2	1
Johnson	.077	4	13	2	1	1	0	0	2	3	2	0
Matsui	.267	4	15	2	4	1	0	1	3	2	3	0
Posada	.176	4	17	1	3	1	0	0	0	0	6	0
Rivera	.333	4	12	2	4	0	0	0	0	1	0	0
Sierra	.000	1	2	0	0	0	0	0	0	0	0	0
Soriano	.368	4	19	2	7	1	0	0	4	0	6	2
Williams	.400	4	15	3	6	2	0	0	3	2	2	0
<b>Totals</b>	<b>.275</b>	<b>4</b>	<b>138</b>	<b>16</b>	<b>38</b>	<b>9</b>	<b>0</b>	<b>2</b>	<b>15</b>	<b>14</b>	<b>29</b>	<b>4</b>

Pitchers:	W	L	ERA	G	GS	CG	SHO	SV	IP	H	R	ER	BB	SO
Clemens	1	0	1.29	1	1	0	0	0	7.0	5	1	1	1	6
Heredia	0	0	0.00	1	0	0	0	0	2.0	1	0	0	1	1
Mussina	0	1	3.86	1	0	0	0	0	7.0	7	3	3	3	6
Nelson	0	0	0.00	1	0	0	0	0	0.0	0	0	0	1	0
Pettitte	1	0	1.29	1	1	0	0	0	7.0	4	1	1	3	10
Rivera	0	0	0.00	2	0	0	0	2	4.0	0	0	0	0	4
Wells	1	0	1.17	1	1	0	0	0	7.2	8	1	1	0	5
White	0	0	0.00	1	0	0	0	0	1.1	1	0	0	0	1
<b>Totals</b>	<b>3</b>	<b>1</b>	<b>1.50</b>	<b>4</b>	<b>4</b>	<b>0</b>	<b>0</b>	<b>2</b>	<b>36.0</b>	<b>26</b>	<b>6</b>	<b>6</b>	<b>9</b>	<b>33</b>

TWINS:	AVG	G	AB	R	H	2B	3B	HR	RBI	BB	SO	SB
Cuddyer	.250	1	4	0	1	0	0	0	1	0	3	0
Ford	.000	1	1	0	0	0	0	0	0	0	1	0
Gomez	.000	1	0	0	0	0	0	0	0	0	0	0
Guzman	.154	4	13	1	2	0	0	0	0	1	2	0
Hocking	.000	1	0	0	0	0	0	0	0	0	0	0
Hunter	.429	4	14	3	6	0	1	1	2	2	2	0
Jones	.125	4	16	0	2	0	0	0	0	0	5	0
Koskie	.200	4	15	0	3	1	0	0	0	0	5	0
LeCroy	.091	3	11	1	1	0	0	0	0	1	4	0
Mientkiewicz	.133	4	15	0	2	0	0	0	0	1	2	0
Pierzynski	.231	4	13	1	3	0	0	1	1	2	0	0
Rivas	.000	4	13	0	0	0	0	0	1	0	4	0
Ryan	.000	1	1	0	0	0	0	0	0	0	1	0
Stewart	.400	4	15	0	6	2	0	0	0	2	4	1
<b>Totals</b>	<b>.198</b>	<b>4</b>	<b>131</b>	<b>6</b>	<b>26</b>	<b>3</b>	<b>1</b>	<b>2</b>	<b>5</b>	<b>9</b>	<b>33</b>	<b>1</b>

Pitchers:	W	L	ERA	G	GS	CG	SHO	SV	IP	H	R	ER	BB	SO
Guardado	0	0	9.00	2	0	0	0	1	2.0	5	2	2	0	2
Hawkins	1	0	6.00	3	0	0	0	0	3.0	5	3	2	0	5
Lohse	0	1	5.40	1	1	0	0	0	5.0	6	3	3	2	5
Milton	0	0	0.00	1	0	0	0	0	3.1	2	0	0	0	2
Radke	0	1	2.84	1	1	0	0	0	6.1	5	2	2	2	4
Reed	0	0	0.00	1	0	0	0	0	0.2	1	0	0	0	0
Rincon	0	0	0.00	3	0	0	0	0	2.1	1	0	0	4	1
Rogers	0	0	0.00	1	0	0	0	0	1.1	1	0	0	1	3
Romero	0	0	0.00	3	0	0	0	0	3.1	3	0	0	2	1
Santana	0	1	7.04	2	2	0	0	0	7.2	9	6	6	3	6
<b>Totals</b>	<b>1</b>	<b>3</b>	<b>3.86</b>	<b>4</b>	<b>4</b>	<b>0</b>	<b>0</b>	<b>1</b>	<b>35.0</b>	<b>38</b>	<b>16</b>	<b>15</b>	<b>14</b>	<b>29</b>

### GAME 1 Tuesday, September 30 at New York

Minnesota	0	0	1	0	0	2	0	0	0	—	3	8	0
New York	0	0	0	0	0	0	0	0	1	—	1	9	1
WP — Hawkins. LP — Mussina. Save — Guardado.													
Santana, Reed (5), Romero (5), Hawkins (7), Guardado (9) and Pierzynski.													
Mussina, Nelson (8), Heredia (8) and Posada.													
T — 3:18. A — 56,292.													

### GAME 2 Thursday, October 2 at New York

Minnesota	0	0	0	0	1	0	0	0	0	—	1	4	1
New York	1	0	0	0	0	0	3	0	x	—	4	8	1
WP — Pettitte. LP — Radke. Save — Rivera.													
Radke, Hawkins (7), Romero (7), Rincon (8) and Pierzynski.													
Pettitte, Rivera (8) and Posada.													
HR — Hunter. T — 3:07. A — 56,479.													

### GAME 3 Saturday, October 4 at Minnesota

New York	0	2	1	0	0	0	0	0	0	—	3	8	1
Minnesota	0	0	1	0	0	0	0	0	0	—	1	5	0
WP — Clemens. LP — Lohse. Save — Rivera.													
Clemens, Rivera (8) and Posada.													
Lohse, Rogers (6), Romero (7), Rincon (8) and Pierzynski.													
HR — Matsui, Pierzynski. T — 3:02. A — 55,915.													

### GAME 4 Sunday, October 5 at Minnesota

New York	0	0	0	6	0	0	0	1	1	—	8	13	0
Minnesota	0	0	0	1	0	0	0	0	0	—	1	9	1
WP — Wells. LP — Santana.													
Wells, White (8) and Posada.													
Santana, Rincon (4), Milton (4), Hawkins (8), Guardado (9) and Pierzynski.													
HR — Jeter. T — 2:49. A — 55,875.													



# 2004 AMERICAN LEAGUE DIVISION SERIES

## TWINS VS. NEW YORK YANKEES

YANKEES:	AVG	G	AB	R	H	2B	3B	HR	RBI	BB	SO	SB
Cairo	.214	4	14	3	3	1	0	0	1	2	5	0
Clark	.000	1	1	0	0	0	0	0	0	0	1	0
Crosby	.000	2	0	0	0	0	0	0	0	0	0	0
Jeter	.316	4	19	3	6	1	0	1	4	1	4	1
Lofton	.250	1	4	0	1	0	0	0	1	0	1	0
Matsui	.412	4	17	3	7	1	0	1	3	3	4	0
Olerud	.214	4	14	2	3	2	0	0	0	1	2	0
Posada	.222	4	18	2	4	0	0	0	0	0	6	0
Rodriguez	.421	4	19	3	8	3	0	1	3	2	1	2
Sheffield	.222	4	18	2	4	1	0	1	2	3	1	0
Sierra	.167	3	12	1	2	0	0	1	3	2	3	1
Williams	.278	4	18	2	5	1	0	1	3	1	2	0
<b>Totals</b>	<b>.279</b>	<b>4</b>	<b>154</b>	<b>21</b>	<b>43</b>	<b>10</b>	<b>0</b>	<b>6</b>	<b>20</b>	<b>15</b>	<b>30</b>	<b>4</b>

Pitchers:	W	L	ERA	G	GS	CG	SHO	SV	IP	H	R	ER	BB	SO
Brown	1	0	1.50	1	1	0	0	0	6.0	8	1	1	0	1
Gordon	0	0	4.91	3	0	0	0	0	3.2	2	2	2	0	3
Heredia	0	0	54.00	1	0	0	0	0	0.1	0	2	2	0	0
Lieber	0	0	4.05	1	1	0	0	0	6.2	7	3	3	1	4
Loaiza	0	0	0.00	1	0	0	0	0	2.0	4	0	0	0	0
Mussina	0	1	2.57	1	1	0	0	0	7.0	7	2	2	1	7
Quantrill	1	0	0.00	2	0	0	0	0	2.0	2	0	0	0	1
Rivera	1	0	0.00	4	0	0	0	0	5.2	2	0	0	0	2
Sturtz	0	0	6.75	2	0	0	0	0	2.2	4	2	2	3	4
Vazquez	0	0	9.00	1	1	0	0	0	5.0	7	5	5	2	6
<b>Totals</b>	<b>3</b>	<b>1</b>	<b>3.73</b>	<b>4</b>	<b>4</b>	<b>0</b>	<b>0</b>	<b>0</b>	<b>41.0</b>	<b>43</b>	<b>17</b>	<b>17</b>	<b>7</b>	<b>28</b>

TWINS:	AVG	G	AB	R	H	2B	3B	HR	RBI	BB	SO	SB
Blanco	.250	4	8	1	2	0	0	1	2	0	2	0
Borders	.000	2	2	0	0	0	0	0	0	0	1	0
Cuddyer	.467	4	15	1	7	0	0	0	2	0	3	0
Ford	.273	3	11	1	3	1	0	0	2	0	2	1
Guzman	.333	4	15	2	5	0	0	0	0	2	3	1
Hunter	.353	4	17	5	6	1	0	1	2	1	1	2
Jones	.300	4	20	3	6	1	0	2	2	0	6	0
Koskie	.308	4	13	2	4	1	0	0	2	3	2	0
Kubel	.143	2	7	0	1	1	0	0	0	0	2	0
LeCroy	.333	3	3	0	1	0	0	0	0	1	1	0
Morneau	.235	4	17	1	4	2	0	0	2	0	3	0
Offerman	.000	3	3	0	0	0	0	0	1	0	0	0
Rivas	.000	3	1	0	0	0	0	0	0	0	0	0
Stewart	.200	4	20	1	4	0	0	0	2	0	2	0
<b>Totals</b>	<b>.283</b>	<b>4</b>	<b>152</b>	<b>17</b>	<b>43</b>	<b>7</b>	<b>0</b>	<b>4</b>	<b>17</b>	<b>7</b>	<b>28</b>	<b>4</b>

Pitchers:	W	L	ERA	G	GS	CG	SHO	SV	IP	H	R	ER	BB	SO
Balfour	0	0	0.00	2	0	0	0	0	2.2	0	0	0	0	2
Crain	0	0	0.00	1	0	0	0	0	0.1	1	0	0	0	0
Lohse	0	1	4.50	1	0	0	0	0	2.0	1	1	1	0	3
Mulholland	0	0	3.00	1	0	0	0	0	3.0	3	1	1	0	0
Nathan	0	1	3.60	3	0	0	0	1	5.0	2	2	2	5	6
Radke	0	0	7.11	1	1	0	0	0	6.1	8	5	5	3	0
Rincon	0	0	10.80	3	0	0	0	0	3.1	4	4	4	2	5
Romero	0	0	9.00	2	0	0	0	0	1.0	0	1	1	1	1
Santana	1	0	0.75	2	2	0	0	0	12.0	14	1	1	4	12
Silva	0	1	10.80	1	1	0	0	0	5.0	10	6	6	0	1
<b>Totals</b>	<b>1</b>	<b>3</b>	<b>4.65</b>	<b>4</b>	<b>4</b>	<b>0</b>	<b>1</b>	<b>1</b>	<b>40.2</b>	<b>43</b>	<b>21</b>	<b>21</b>	<b>15</b>	<b>30</b>

### GAME 1 Tuesday, October 5 at New York

Minnesota	0	0	1	0	0	0	0	0	2	7	0
New York	0	0	0	0	0	0	0	0	0	9	0
WP—Santana. LP—Mussina. Save—Nathan.											
Santana, Rincon (8), Nathan (9) and Blanco.											
Mussina, Gordon (8), Rivera (9) and Posada.											
HR—Jones. T—2:53. A—55,749.											

### GAME 2 Wednesday, October 6 at New York

Minnesota	1	2	0	0	0	2	0	0	1	6	12	0
New York	1	0	2	0	1	0	0	0	2	7	9	0
WP—Quantrill. LP—Nathan.												
Radke, Balfour (7), Rincon (8), Nathan (10), Romero (12) and Blanco, Borders (7).												
Lieber, Gordon (7), Rivera (8), Sturtz (10), Quantrill (12) and Posada.												
HR—Jeter, Sheffield, Rodriguez, Hunter. T—4:19. A—56,354.												

### GAME 3 Friday, October 8 at Minnesota

New York	0	3	0	0	4	1	0	0	—	8	14	1
Minnesota	1	0	0	0	0	0	0	3	—	4	12	1
WP—Brown. LP—Silva.												
Brown, Quantrill (7), Heredia (8), Sturtz (9), Rivera (9) and Posada.												
Silva, Romero (6), Crain (6), Mulholland (7) and Blanco, LeCroy (8).												
HR—Jones, Williams, Matsui. T—3:02. A—54,803.												

### GAME 4 Saturday, October 9 at Minnesota

New York	0	0	1	0	0	0	4	0	0	1	—	6	11	0
Minnesota	1	0	0	1	3	0	0	0	0	0	—	5	12	1
WP—Rivera. LP—Lohse.														
Vazquez, Loaiza (6), Gordon (8), Rivera (10) and Posada.														
Santana, Balfour (4), Rincon (4), Nathan (8), Lohse (9) and Blanco, Borders (9).														
HR—Blanco, Sierra. T—4:16. A—52,498.														



# 2006 AMERICAN LEAGUE DIVISION SERIES

## TWINS VS. OAKLAND ATHLETICS

ATHLETICS:	AVG	G	AB	R	H	2B	3B	HR	RBI	BB	SO	SB
Bocachica	.000	0	0	0	0	0	0	0	0	0	0	0
Bradley	.077	3	13	1	1	0	0	1	2	0	1	0
Chavez	.200	3	10	2	2	1	0	1	1	2	4	0
Ellis	.286	2	7	0	2	0	0	0	0	0	2	0
Jimenez	.000	2	4	0	0	0	0	0	0	0	1	0
Johnson	.000	0	0	0	0	0	0	0	0	0	0	0
Kendall	.214	3	14	1	3	1	0	0	1	0	4	0
Kielty	.000	0	0	0	0	0	0	0	0	0	0	0
Kotsay	.143	3	14	2	2	0	0	1	2	0	2	0
Melhus	.000	0	0	0	0	0	0	0	0	0	0	0
Payton	.333	3	12	3	4	0	0	0	0	0	1	0
Scutaro	.333	3	12	1	4	4	0	0	6	0	1	0
Swisher	.300	3	10	3	3	2	0	0	1	2	2	0
Thomas	.500	3	10	3	5	1	0	2	2	2	1	0
<b>Totals</b>	<b>.245</b>	<b>3</b>	<b>106</b>	<b>16</b>	<b>26</b>	<b>9</b>	<b>0</b>	<b>5</b>	<b>15</b>	<b>6</b>	<b>19</b>	<b>0</b>

Pitchers:	W	L	ERA	G	GS	CG	SHO	SV	IP	H	R	ER	BB	SO
Blanton	0	0	0.00	0	0	0	0	0	0.0	0	0	0	0	0
Calero	1	0	0.00	1	0	0	0	1	1.0	0	0	0	1	1
Duchscherer	0	0	2.25	2	0	0	0	0	4.0	1	1	1	0	4
Gaudin	0	0	0.00	0	0	0	0	0	0.0	0	0	0	0	0
Harden	0	0	0.00	0	0	0	0	0	0.0	0	0	0	0	0
Haren	1	0	3.00	1	1	0	0	0	6.0	9	2	2	1	2
Kennedy	0	0	0.00	0	0	0	0	0	0.0	0	0	0	0	0
Loaiza	0	0	3.60	1	1	0	0	0	5.0	8	2	2	0	2
Saarloos	0	0	0.00	0	0	0	0	0	0.0	0	0	0	0	0
Street	0	0	3.00	3	0	0	0	2	3.0	4	1	1	1	1
Zito	1	0	1.13	1	1	0	0	0	8.0	4	1	1	3	1
<b>Totals</b>	<b>3</b>	<b>0</b>	<b>2.33</b>	<b>3</b>	<b>3</b>	<b>0</b>	<b>0</b>	<b>2</b>	<b>27.0</b>	<b>26</b>	<b>7</b>	<b>7</b>	<b>6</b>	<b>11</b>

TWINS:	AVG	G	AB	R	H	2B	3B	HR	RBI	BB	SO	SB
Bartlett	.273	3	11	0	3	1	0	0	0	0	2	0
Castillo	.273	3	11	0	3	0	0	0	0	3	3	0
Cuddyer	.250	3	12	2	3	0	1	1	1	0	2	0
Ford	.000	1	0	0	0	0	0	0	0	0	0	0
Hunter	.273	3	11	1	3	1	0	1	2	0	1	0
Kubel	.000	0	0	0	0	0	0	0	0	0	0	0
Mauer	.182	3	11	0	2	0	0	0	0	1	0	0
Morneau	.417	3	12	3	5	1	0	2	2	0	0	0
Nevin	.000	1	3	0	0	0	0	0	0	0	0	0
Punto	.167	3	12	0	2	0	0	0	0	0	1	0
Redmond	.000	0	0	0	0	0	0	0	0	0	0	0
Rodriguez	.000	0	0	0	0	0	0	0	0	0	0	0
Tyner	.000	2	6	0	0	0	0	0	0	2	2	1
White	.417	3	12	1	5	1	0	1	2	0	0	0
<b>Totals</b>	<b>.257</b>	<b>3</b>	<b>101</b>	<b>7</b>	<b>26</b>	<b>4</b>	<b>1</b>	<b>5</b>	<b>7</b>	<b>6</b>	<b>11</b>	<b>1</b>

Pitchers:	W	L	ERA	G	GS	CG	SHO	SV	IP	H	R	ER	BB	SO
Bonser	0	0	3.00	1	1	0	0	0	6.0	7	2	2	1	3
Crain	0	0	9.00	2	0	0	0	0	1.0	3	3	1	1	1
Guerrier	0	0	0.00	1	0	0	0	0	1.0	0	0	0	0	0
Nathan	0	0	0.00	1	0	0	0	0	0.2	1	0	0	0	1
Neshek	0	1	9.00	2	0	0	0	0	1.0	1	1	1	0	1
Perkins	0	0	0.00	1	0	0	0	0	0.1	2	0	0	0	0
Radke	0	1	6.75	1	1	0	0	0	4.0	5	4	3	1	2
Reyes	0	0	9.00	2	0	0	0	0	1.0	1	3	1	2	0
Rincon	0	0	3.00	2	0	0	0	0	3.0	1	1	1	0	3
Santana	0	1	2.25	1	1	0	0	0	8.0	5	2	2	1	8
Silva	0	0	0.00	0	0	0	0	0	0.0	0	0	0	0	0
<b>Totals</b>	<b>0</b>	<b>3</b>	<b>3.81</b>	<b>3</b>	<b>3</b>	<b>0</b>	<b>0</b>	<b>0</b>	<b>26.0</b>	<b>26</b>	<b>16</b>	<b>11</b>	<b>6</b>	<b>19</b>

### GAME 1 Tuesday, October 3 at Minnesota

Oakland	0	2	0	0	0	0	0	1	—	3	7	0
Minnesota	0	0	0	0	0	1	0	1	—	2	5	2

WP — Zito. LP — Santana. Save — Street.

Zito, Street (9) and Kendall.

Santana, Crain (9), Neshek (9) and Mauer.

HR — Thomas (2), White. T — 2:19. A — 55,542.

### GAME 2 Wednesday, October 4 at Minnesota

Oakland	0	0	0	0	2	0	1	—	5	11	0
Minnesota	0	0	0	0	2	0	0	—	2	9	0

WP — Calero. LP — Neshek. Save — Street.

Loaiza, Calero (6), Duchscherer (7), Street (9) and Kendall.

Bonser, Neshek (7), Reyes (7), Rincon (8), Nathan (9) and Mauer.

HR — Kotsay, Morneau, Cuddyer. T — 3:02. A — 55,710.

### GAME 3 Friday, October 6 at Oakland

Minnesota	0	0	0	1	0	1	0	1	0	—	3	12	3
Oakland	0	2	2	0	0	0	4	0	x	—	8	8	1

WP — Haren. LP — Radke.

Radke, Perkins (5), Rincon (5), Reyes (7), Crain (7), Guerrier and Mauer.

Haren, Duchscherer (7), Street (9) and Kendall.

HR — Hunter, Morneau, Chavez, Bradley. T — 2:55. A — 35,694.



# 2009 AMERICAN LEAGUE DIVISION SERIES

## TWINS VS. NEW YORK YANKEES

YANKEES:	AVG	G	AB	R	H	2B	3B	HR	RBI	BB	SO	SB
Cabrera	.167	3	12	1	2	0	0	0	0	0	5	0
Cano	.167	3	12	1	2	0	0	0	1	0	1	0
Cervelli	.000	1	0	0	0	0	0	0	0	0	0	0
Damon	.083	3	12	0	1	0	0	0	0	1	4	0
Gardner	.000	1	0	0	0	0	0	0	0	0	0	1
Hairston	.000	1	0	0	0	0	0	0	0	0	0	0
Jeter	.400	3	10	4	4	2	0	1	2	3	0	0
Matsui	.222	3	9	1	2	0	0	1	2	3	3	0
Molina	.000	1	1	0	0	0	0	0	0	0	0	0
Posada	.365	3	11	1	4	0	0	1	2	0	2	0
Rodriguez	.455	3	11	4	5	0	0	2	6	1	2	0
Swisher	.083	3	12	0	1	1	0	0	1	0	4	0
Teixeira	.167	3	12	3	2	0	0	1	1	1	1	0
<b>Totals</b>	<b>.225</b>	<b>3</b>	<b>102</b>	<b>15</b>	<b>23</b>	<b>3</b>	<b>0</b>	<b>6</b>	<b>15</b>	<b>9</b>	<b>22</b>	<b>1</b>

Pitchers:	W	L	ERA	G	GS	CG	SHO	SV	IP	H	R	ER	BB	SO
Aceves	0	0	0.00	1	0	0	0	0	1.0	1	0	0	1	1
Burnett	0	0	1.50	1	1	0	0	0	6.0	3	1	1	5	6
Chamberlain	0	0	0.00	3	0	0	0	0	1.2	2	0	0	0	1
Coke	0	0	0.00	2	0	0	0	0	0.2	0	0	0	0	1
Hughes	0	0	9.00	3	0	0	0	0	2.0	5	2	2	1	3
Marte	0	0	0.00	1	0	0	0	0	0.0	2	0	0	0	0
Pettitte	1	0	1.42	1	1	0	0	0	6.1	3	1	1	1	7
Rivera	0	0	0.00	3	0	0	0	1	3.2	4	0	0	1	7
Robertson	1	0	0.00	1	0	0	0	0	1.0	1	0	0	0	0
Sabathia	1	0	1.35	1	1	0	0	0	6.2	8	2	1	0	8
<b>Totals</b>	<b>3</b>	<b>0</b>	<b>1.55</b>	<b>3</b>	<b>3</b>	<b>0</b>	<b>0</b>	<b>0</b>	<b>29.0</b>	<b>29</b>	<b>6</b>	<b>5</b>	<b>9</b>	<b>34</b>

TWINS:	AVG	G	AB	R	H	2B	3B	HR	RBI	BB	SO	SB
Cabrera	.154	3	13	1	2	0	0	0	0	2	3	1
Cuddyer	.429	3	14	0	6	0	0	0	1	0	2	0
Gomez	.000	1	4	1	0	0	0	0	0	1	2	0
Harris	.250	3	12	1	3	0	1	0	1	0	3	0
Kubel	.071	3	14	0	1	0	0	0	0	0	9	0
Mauer	.417	3	12	1	5	1	0	0	1	2	4	0
Morales	.000	1	3	0	0	0	0	0	0	0	2	0
Punto	.444	3	9	0	4	1	0	0	1	3	1	0
Span	.400	3	15	1	6	1	0	0	1	0	2	1
Tolbert	.200	2	5	0	1	0	0	0	0	0	1	0
Young	.083	3	12	1	1	1	0	0	0	1	5	1
<b>Totals</b>	<b>.257</b>	<b>3</b>	<b>113</b>	<b>6</b>	<b>29</b>	<b>4</b>	<b>1</b>	<b>0</b>	<b>5</b>	<b>9</b>	<b>34</b>	<b>3</b>

Pitchers:	W	L	ERA	G	GS	CG	SHO	SV	IP	H	R	ER	BB	SO
Blackburn	0	0	1.59	1	1	0	0	0	5.2	3	1	1	2	3
Duensing	0	1	9.64	1	1	0	0	0	4.2	7	5	5	1	3
Guerrier	0	0	0.00	2	2	0	0	0	2.0	0	0	0	0	2
Liriano	0	0	4.50	1	0	0	0	0	2.0	1	2	1	1	1
Mahay	0	0	5.40	3	0	0	0	0	1.2	0	1	1	1	2
Mijares	0	1	13.50	2	0	0	0	0	0.2	1	1	1	1	0
Nathan	0	0	9.00	2	0	0	0	0	2.0	5	2	2	1	2
Pavano	0	1	2.57	1	1	0	0	0	7.0	5	2	2	0	9
Rauch	0	0	6.75	3	0	0	0	0	1.1	1	1	1	2	0
<b>Totals</b>	<b>0</b>	<b>3</b>	<b>4.67</b>	<b>3</b>	<b>3</b>	<b>0</b>	<b>0</b>	<b>0</b>	<b>27.0</b>	<b>23</b>	<b>15</b>	<b>14</b>	<b>9</b>	<b>22</b>

### GAME 1 Wednesday, October 7 at New York

Minnesota	0	0	2	0	0	0	0	0	—	2	9	1
New York	0	0	2	1	3	0	1	0	x	7	9	0
WP — Sabathia. LP — Duensing.												
Sabathia, Hughes (7), Coke (8), Chamberlain (8), Rivera (9) and Posada.												
Duensing, Liriano (5), Rauch (7), Mahay (8) and Mauer.												
HR — Jeter, Matsui. T — 3:38. A — 49,464.												

### GAME 2 Friday, October 9 at New York

Minnesota	0	0	0	0	0	1	0	2	0	0	—	3	12	1
New York	0	0	0	0	0	1	0	0	2	0	1	—	4	7
WP — Robertson. LP — Mijares.														
Burnett, Chamberlain (7), Coke (7), Hughes (8), Rivera (9), Aceves (10), Marte (11), Robertson (11) and Molina, Posada (7).														
Blackburn, Mahay (6), Rauch (7), Guerrier (8), Nathan (9), Mijares (10) and Mauer.														
HR — Rodriguez, Teixeira. T — 4:22. A — 50,006.														

### GAME 3 Sunday, October 11 at Minnesota

New York	0	0	0	0	0	0	2	0	2	—	4	7	0
Minnesota	0	0	0	0	1	0	0	0	—	1	7	0	
WP — Pettitte. LP — Pavano. Save — Rivera.													
Pettitte, Chamberlain (7), Hughes (8), Rivera (8) and Posada.													
Pavano, Guerrier (8), Mahay (9), Rauch (9), Mijares (9), Nathan (9) and Mauer.													
HR — Rodriguez, Posada. T — 3:45. A — 54,735.													



# 2010 AMERICAN LEAGUE DIVISION SERIES

## TWINS VS. NEW YORK YANKEES

YANKEES:	AVG	G	AB	R	H	2B	3B	HR	RBI	BB	SO	SB
Berkman	.500	1	4	2	2	1	0	1	2	0	1	0
Cano	.333	3	12	3	4	0	1	0	1	0	0	0
Gardner	.200	3	10	1	2	0	0	0	1	1	3	1
Golson	.000	2	0	0	0	0	0	0	0	0	0	0
Granderson	.455	3	11	2	5	1	1	0	3	1	1	1
Jeter	.286	3	14	0	4	0	0	0	1	0	3	1
Posada	.273	3	11	2	3	0	0	0	2	1	4	0
Rodriguez	.273	3	11	1	3	0	0	0	1	1	2	1
Swisher	.333	3	12	3	4	2	0	1	1	1	1	0
Teixeira	.308	3	13	2	4	1	0	1	3	1	2	0
Thames	.286	2	7	1	2	0	0	1	2	1	1	0
<b>Totals</b>	<b>.314</b>	<b>3</b>	<b>105</b>	<b>17</b>	<b>33</b>	<b>5</b>	<b>2</b>	<b>4</b>	<b>17</b>	<b>7</b>	<b>18</b>	<b>4</b>

Pitchers:	W	L	ERA	G	GS	CG	SHO	SV	IP	H	R	ER	BB	SO
Hughes	1	0	0.00	1	1	0	0	0	7.0	4	0	0	1	6
Logan	0	0	0.00	2	0	0	0	0	1.0	1	0	0	0	0
Pettitte	1	0	2.57	1	1	0	0	0	7.0	5	2	2	1	4
Rivera	0	0	0.00	3	0	0	0	2	3.1	2	0	0	0	1
Robertson	0	0	0.00	2	0	0	0	0	0.2	0	0	0	1	1
Sabathia	1	0	4.50	1	1	0	0	0	6.0	5	4	3	3	5
Wood	0	0	4.50	3	0	0	0	0	2.0	4	1	1	2	3
<b>Totals</b>	<b>3</b>	<b>0</b>	<b>2.00</b>	<b>3</b>	<b>3</b>	<b>0</b>	<b>0</b>	<b>2</b>	<b>27.0</b>	<b>21</b>	<b>6</b>	<b>6</b>	<b>8</b>	<b>20</b>

TWINS:	AVG	G	AB	R	H	2B	3B	HR	RBI	BB	SO	SB
Cuddyer	.182	3	11	1	2	1	0	1	2	0	4	0
Hardy	.100	3	10	0	1	1	0	0	0	0	2	0
Hudson	.333	3	12	2	4	0	0	1	2	0	2	0
Kubel	.000	3	8	0	0	0	0	0	0	3	2	0
Mauer	.250	3	12	0	3	0	0	0	0	1	3	0
Repko	.000	1	0	0	0	0	0	0	0	0	0	0
Span	.308	3	13	0	4	0	0	0	0	0	0	0
Thome	.100	3	10	2	1	0	0	0	0	2	3	0
Tolbert	.000	1	0	0	0	0	0	0	0	0	0	0
Valencia	.222	3	9	1	2	1	0	0	2	1	3	0
Young	.333	3	12	1	4	0	1	0	0	1	1	0
<b>Totals</b>	<b>.216</b>	<b>3</b>	<b>97</b>	<b>7</b>	<b>21</b>	<b>3</b>	<b>1</b>	<b>2</b>	<b>6</b>	<b>8</b>	<b>20</b>	<b>0</b>

Pitchers:	W	L	ERA	G	GS	CG	SHO	SV	IP	H	R	ER	BB	SO
Baker	0	0	3.86	1	0	0	0	0	2.1	3	1	1	0	2
Capps	0	0	9.00	1	0	0	0	0	1.0	2	1	1	0	0
Crain	0	1	54.00	1	0	0	0	0	0.1	3	2	2	0	0
Duensing	0	1	13.50	1	1	0	0	0	3.1	7	5	5	1	1
Fuentes	0	0	0.00	2	0	0	0	0	2.2	1	0	0	0	2
Guerrier	0	0	0.00	2	0	0	0	0	1.2	1	0	0	1	2
Liriano	0	0	6.35	1	1	0	0	0	5.2	6	4	4	3	7
Mjares	0	0	0.00	3	0	0	0	0	1.1	0	0	0	1	0
Pavano	0	1	6.00	1	1	0	0	0	6.0	10	4	4	1	3
Rauch	0	0	0.00	2	0	0	0	0	1.2	0	0	0	0	1
<b>Totals</b>	<b>0</b>	<b>3</b>	<b>5.88</b>	<b>3</b>	<b>3</b>	<b>0</b>	<b>0</b>	<b>0</b>	<b>26.0</b>	<b>33</b>	<b>17</b>	<b>17</b>	<b>7</b>	<b>18</b>

### GAME 1 Wednesday, October 6 at Minnesota

New York	0	0	0	0	4	2	0	0	—	6	9	0
Minnesota	0	2	1	0	0	1	0	0	—	4	8	0
WP — Sabathia. LP — Crain. Save — Rivera.												
Sabathia, Logan (7), Robertson (7), Wood (8), Rivera (8) and Posada.												
Liriano, Mjares (6), Crain (7), Fuentes (7), Rauch (9) and Mauer.												
HR — Cuddyer, Teixeira. T — 3:47. A — 42,032.												

### GAME 2 Thursday, October 7 at Minnesota

New York	0	0	0	1	1	0	2	0	1	—	5	12	0
Minnesota	0	1	0	0	0	1	0	0	0	—	2	6	0
WP — Pettitte. LP — Pavano. Save — Rivera.													
Pettitte, Wood (8), Rivera (9) and Posada.													
Pavano, Mjares (7), Rauch (7), Guerrier (8), Capps (9) and Mauer.													
HR — Berkman, Hudson. T — 2:59. A — 42,035.													

### GAME 3 Saturday, October 9 at New York

Minnesota	0	0	0	0	0	0	0	1	0	—	1	7	0
New York	0	1	1	3	0	0	1	0	x	—	6	12	0
WP — Hughes. LP — Duensing.													
Hughes, Wood (8), Logan (8), Robertson (8), River (9) and Posada.													
Duensing, Guerrier (4), Baker (5), Mjares (7), Fuentes (8) and Mauer.													
HR — Thames. Swisher. T — 3:06. A — 50 840.													

# TWINS POSTSEASON LEADERS

## BATTING

[MINIMUM OF 30 AT-BATS]

### BATTING AVERAGE

.344	Steve Lombardozzi.....	1987
.338	Michael Cuddyer.....	2002, 03, 04, 06, 09, 10
.333	Brian Harper.....	1991
.326	Chuck Knoblauch.....	1991
.314	Tony Oliva.....	1965, 69, 70

### AT-BATS

104	Dan Gladden.....	1987, 91
97	Kirby Puckett.....	1987, 91
91	Kent Hrbek.....	1987, 91
89	Greg Gagne.....	1987, 91
80	Torii Hunter.....	2002, 03, 04, 06

### HITS

30	Kirby Puckett.....	1987, 91
29	Dan Gladden.....	1987, 91
25	Michael Cuddyer.....	2002, 03, 04, 06, 09, 10
24	Torii Hunter.....	2002, 03, 04, 06
19	Greg Gagne.....	1987, 91

### HOME RUNS

5	Kirby Puckett.....	1987, 91
4	Greg Gagne.....	1987, 91
3	Harmon Killebrew.....	1965, 69, 70
	Tony Oliva.....	1965, 69, 70
	Gary Gaetti.....	1987
	Kent Hrbek.....	1987, 91
	Torii Hunter.....	2002, 03, 04, 06

### WALKS

14	Harmon Killebrew.....	1965, 69, 70
11	Kent Hrbek.....	1987, 91
9	Dan Gladden.....	1987, 91
8	Tom Brunansky.....	1987
	Kirby Puckett.....	1987, 91

### WINS

4	Jack Morris.....	1991
3	Bert Blyleven.....	1970, 87
	Frank Viola.....	1987
2	Mudcat Grant.....	1965
	Brad Radke.....	2002, 03, 04

### LOSSES

3	Jim Kaat.....	1965, 70
	Brad Radke.....	2002, 03, 04, 06
	Johan Santana.....	2002, 03, 04, 06
2	Kyle Lohse.....	2002, 03, 04
	Rick Reed.....	2002, 03
	Carl Pavano.....	2009, 10

### INNINGS PITCHED

36.1	Jack Morris.....	1991
35.0	Brad Radke.....	2002, 03, 04, 06
34.0	Johan Santana.....	2002, 03, 04, 06
31.1	Frank Viola.....	1987
28.1	Bert Blyleven.....	1970, 87

### WALKS

10	Jack Morris.....	1991
	Johan Santana.....	2002, 03, 04, 06
9	Dave Boswell.....	1965, 69
	Scott Erickson.....	1991
8	Frank Viola.....	1987
	David West.....	1991
	Brad Radke.....	2002, 03, 04, 06

### GAMES

24	Greg Gagne.....	1987, 91
	Dan Gladden.....	1987, 91
	Kent Hrbek.....	1987, 91
	Kirby Puckett.....	1987, 91
22	Michael Cuddyer.....	2002, 03, 04, 06, 09, 10

### RUNS

17	Dan Gladden.....	1987, 91
16	Kirby Puckett.....	1987, 91
15	Torii Hunter.....	2002, 03, 04, 06
12	Greg Gagne.....	1987, 91
10	Tom Brunansky.....	1987
	Kent Hrbek.....	1987, 91

### DOUBLES

8	Torii Hunter.....	2002, 03, 04, 06
6	Dan Gladden.....	1987, 91
5	Tony Oliva.....	1965, 69, 70
	Greg Gagne.....	1987, 91
	Jacque Jones.....	2002, 03, 04

### RUNS BATTED IN

16	Kirby Puckett.....	1987, 91
15	Dan Gladden.....	1987, 91
12	Kent Hrbek.....	1987, 91
11	Tom Brunansky.....	1987
10	Greg Gagne.....	1987, 91

### STRIKEOUTS

23	Jacque Jones.....	2002, 03, 04
22	Greg Gagne.....	1987, 91
21	Corey Koskie.....	2002, 03, 04
18	Michael Cuddyer.....	2002, 03, 04, 06, 09, 10
17	Kirby Puckett.....	1987, 91

## PITCHING

[MINIMUM 10 INNINGS]

### GAMES STARTED

6	Brad Radke.....	2002, 03, 04, 06
5	Jack Morris.....	1991
	Johan Santana.....	2002, 03, 04, 06
	Frank Viola.....	1987
4	Bert Blyleven.....	1970, 87
	Jim Kaat.....	1965, 70
	Kevin Tapani.....	1991

### ERA

1.35	Dave Boswell.....	1965, 69
1.65	Eric Milton.....	2002, 03
2.23	Jack Morris.....	1991
2.70	Jeff Reardon.....	1987
2.74	Mudcat Grant.....	1965

### SAVES

5	Rick Aguilera.....	1991
3	Jeff Reardon.....	1987
	Eddie Guardado.....	2002, 03
1	Juan Berenguer.....	1987
	Joe Nathan.....	2004

### STRIKEOUTS

32	Johan Santana.....	2002, 03, 04, 06
25	Frank Viola.....	1987
23	Bert Blyleven.....	1970, 87
22	Jack Morris.....	1991
17	Brad Radke.....	2002, 03, 04, 06

# 2015 MINNESOTA TWINS SCHEDULE

DATE	DAY	OPPONENT	TIME	DATE	DAY	OPPONENT	TIME
4/6	Monday	@ DET	TBD	7/9	Thursday	DETROIT	7:10
4/7	Tuesday	Off Day		7/10	Friday	DETROIT	7:10
4/8	Wednesday	@ DET	TBD	7/11	Saturday	DETROIT	TBD
4/9	Thursday	@ DET	TBD	7/12	Sunday	DETROIT	1:10
4/10	Friday	@ CWS	TBD	7/13	Monday	HRD @ CIN	
4/11	Saturday	@ CWS	TBD	7/14	Tuesday	ASC @ CIN	
4/12	Sunday	@ CWS	TBD	7/15	Wednesday	AS Break	
4/13	Monday	KANSAS CITY	3:10	7/16	Thursday	AS Break	
4/14	Tuesday	Off Day		7/17	Friday	@ OAK	TBD
4/15	Wednesday	KANSAS CITY	7:10	7/18	Saturday	@ OAK	TBD
4/16	Thursday	KANSAS CITY	12:10	7/19	Sunday	@ OAK	TBD
4/17	Friday	CLEVELAND	7:10	7/20	Monday	Off Day	
4/18	Saturday	CLEVELAND	TBD	7/21	Tuesday	@ LAA	TBD
4/19	Sunday	CLEVELAND	1:10	7/22	Wednesday	@ LAA	TBD
4/20	Monday	@ KC	TBD	7/23	Thursday	@ LAA	TBD
4/21	Tuesday	@ KC	TBD	7/24	Friday	YANKEES	7:10
4/22	Wednesday	@ KC	TBD	7/25	Saturday	YANKEES	TBD
4/23	Thursday	Off Day		7/26	Sunday	YANKEES	1:10
4/24	Friday	@ SEA	TBD	7/27	Monday	Off Day	
4/25	Saturday	@ SEA	TBD	7/28	Tuesday	PITTSBURGH	7:10
4/26	Sunday	@ SEA	TBD	7/29	Wednesday	PITTSBURGH	12:10
4/27	Monday	DETROIT	7:10	7/30	Thursday	SEATTLE	7:10
4/28	Tuesday	DETROIT	7:10	7/31	Friday	SEATTLE	7:10
4/29	Wednesday	DETROIT	12:10	8/1	Saturday	SEATTLE	TBD
4/30	Thursday	CHICAGO-AL	7:10	8/2	Sunday	SEATTLE	1:10
5/1	Friday	CHICAGO-AL	7:10	8/3	Monday	@ TOR	TBD
5/2	Saturday	CHICAGO-AL	TBD	8/4	Tuesday	@ TOR	TBD
5/3	Sunday	CHICAGO-AL	1:10	8/5	Wednesday	@ TOR	TBD
5/4	Monday	OAKLAND	7:10	8/6	Thursday	@ TOR	TBD
5/5	Tuesday	OAKLAND	7:10	8/7	Friday	@ CLE	TBD
5/6	Wednesday	OAKLAND	7:10	8/8	Saturday	@ CLE	TBD
5/7	Thursday	OAKLAND	12:10	8/9	Sunday	@ CLE	TBD
5/8	Friday	@ CLE	TBD	8/10	Monday	Off Day	
5/9	Saturday	@ CLE	TBD	8/11	Tuesday	TEXAS	7:10
5/10	Sunday	@ CLE	TBD	8/12	Wednesday	TEXAS	7:10
5/11	Monday	Off Day		8/13	Thursday	TEXAS	12:10
5/12	Tuesday	@ DET	TBD	8/14	Friday	CLEVELAND	7:10
5/13	Wednesday	@ DET	TBD	8/15	Saturday	CLEVELAND	TBD
5/14	Thursday	@ DET	TBD	8/16	Sunday	CLEVELAND	1:10
5/15	Friday	TAMPA BAY	7:10	8/17	Monday	@ NYY	TBD
5/16	Saturday	TAMPA BAY	TBD	8/18	Tuesday	@ NYY	TBD
5/17	Sunday	TAMPA BAY	1:10	8/19	Wednesday	@ NYY	TBD
5/18	Monday	Off Day		8/20	Thursday	@ BAL	TBD
5/19	Tuesday	@ PIT	TBD	8/21	Friday	@ BAL	TBD
5/20	Wednesday	@ PIT	TBD	8/22	Saturday	@ BAL	TBD
5/21	Thursday	Off Day		8/23	Sunday	@ BAL	TBD
5/22	Friday	@ CWS	TBD	8/24	Monday	Off Day	
5/23	Saturday	@ CWS	TBD	8/25	Tuesday	@ TB	TBD
5/24	Sunday	@ CWS	TBD	8/26	Wednesday	@ TB	TBD
5/25	Monday	BOSTON	1:10	8/27	Thursday	@ TB	TBD
5/26	Tuesday	BOSTON	7:10	8/28	Friday	HOUSTON	7:10
5/27	Wednesday	BOSTON	TBD	8/29	Saturday	HOUSTON	TBD
5/28	Thursday	Off Day		8/30	Sunday	HOUSTON	1:10
5/29	Friday	TORONTO	7:10	8/31	Monday	Off Day	
5/30	Saturday	TORONTO	TBD	9/1	Tuesday	CHICAGO-AL	7:10
5/31	Sunday	TORONTO	1:10	9/2	Wednesday	CHICAGO-AL	7:10
6/1	Monday	@ BOS	TBD	9/3	Thursday	CHICAGO-AL	12:10
6/2	Tuesday	@ BOS	TBD	9/4	Friday	@ HOU	TBD
6/3	Wednesday	@ BOS	TBD	9/5	Saturday	@ HOU	TBD
6/4	Thursday	@ BOS	TBD	9/6	Sunday	@ HOU	TBD
6/5	Friday	MILWAUKEE	7:10	9/7	Monday	@ KC	TBD
6/6	Saturday	MILWAUKEE	TBD	9/8	Tuesday	@ KC	TBD
6/7	Sunday	MILWAUKEE	1:10	9/9	Wednesday	@ KC	TBD
6/8	Monday	KANSAS CITY	7:10	9/10	Thursday	Off Day	
6/9	Tuesday	KANSAS CITY	7:10	9/11	Friday	@ CWS	TBD
6/10	Wednesday	KANSAS CITY	7:10	9/12	Saturday	@ CWS	TBD
6/11	Thursday	Off Day		9/13	Sunday	@ CWS	TBD
6/12	Friday	@ TEX	TBD	9/14	Monday	DETROIT	7:10
6/13	Saturday	@ TEX	TBD	9/15	Tuesday	DETROIT	7:10
6/14	Sunday	@ TEX	TBD	9/16	Wednesday	DETROIT	7:10
6/15	Monday	@ STL	TBD	9/17	Thursday	LA ANGELS	7:10
6/16	Tuesday	@ STL	TBD	9/18	Friday	LA ANGELS	7:10
6/17	Wednesday	ST. LOUIS	7:10	9/19	Saturday	LA ANGELS	TBD
6/18	Thursday	ST. LOUIS	12:10	9/20	Sunday	LA ANGELS	1:10
6/19	Friday	CHICAGO-NL	7:10	9/21	Monday	Off Day	
6/20	Saturday	CHICAGO-NL	TBD	9/22	Tuesday	CLEVELAND	7:10
6/21	Sunday	CHICAGO-NL	1:10	9/23	Wednesday	CLEVELAND	7:10
6/22	Monday	CHICAGO-AL	7:10	9/24	Thursday	CLEVELAND	7:10
6/23	Tuesday	CHICAGO-AL	7:10	9/25	Friday	@ DET	TBD
6/24	Wednesday	CHICAGO-AL	12:10	9/26	Saturday	@ DET	TBD
6/25	Thursday	Off Day		9/27	Sunday	@ DET	TBD
6/26	Friday	@ MIL	TBD	9/28	Monday	@ CLE	TBD
6/27	Saturday	@ MIL	TBD	9/29	Tuesday	@ CLE	TBD
6/28	Sunday	@ MIL	TBD	9/30	Wednesday	@ CLE	TBD
6/29	Monday	@ CIN	TBD	10/1	Thursday	@ CLE	TBD
6/30	Tuesday	@ CIN	TBD	10/2	Friday	KANSAS CITY	7:10
7/1	Wednesday	@ CIN	TBD	10/3	Saturday	KANSAS CITY	TBD
7/2	Thursday	@ KC	TBD	10/4	Sunday	KANSAS CITY	1:10
7/3	Friday	@ KC	TBD				
7/4	Saturday	@ KC	TBD				
7/5	Sunday	@ KC	TBD				
7/6	Monday	BALTIMORE	7:10				
7/7	Tuesday	BALTIMORE	7:10				
7/8	Wednesday	BALTIMORE	12:10				

Schedule and times subject to change

