

MINNESOTA TWINS



2014 MEDIA GUIDE



2014 MEDIA GUIDE



## TABLE OF CONTENTS

All-Star Game	Boxscores, 1965	Boxscores, 1985	Players, Twins	All-Star Week Schedule	American League Leaders, Twins	Anniversary Teams	25th Season	40th Season	All-Metrodome Team	50 Greatest Twins	Attendance Data	Annual, Home/Road	Consecutive Streaks	Crowds of 50,000-plus	Hammond Stadium, All-Time	Home Highs	Home/Road by Team, 2013	Opponents' Highs in Minnesota	Target Field Top Attendance Figures	Misc. Attendance Facts & Figures	Awards	Twins Annual	Twins Individual and Organization	BBWAA, Twin Cities Chairmen and Chapter	Batting Data	Annual Team Figures	Average, 300	Career, Twins	Cycle Performances	Designated Hitters, Twins, History by Year	First Major League Hit, Twins	4-Plus Hit Games, Twins	Hits, 200 in Season	Hitless Streaks	Hitting Streaks	Pitchers	Rookies, Top Ten	Top Ten, Season & Career	Yearly Leaders, Twins	Bios	Baseball Communications, Twins	Bell, Jerry	Clubhouse Staff, Twins	Coaches, 2014 Twins	Front Office	Gardenhire, Ron	Players, 2014 Twins	Pohlrad, Jim	Ryan, Terry	St. Peter, Dave	Trainers, Twins	Broadcasters, Twins 2014	Year-by-Year	Radio Production Crew	Television Production Crew	Coaches, 1961-14	Community, Twins	Date, Record By, 1961-13	Directory, Club	Draft Picks, Twins First Round	Draft, Twins 2013	Extra-Inning Games, 2013	Fielding Data	Annual Team Figures	Final Stats, 2013	Triple Plays	Hall of Fame	National Baseball Info	Twins	Home & Road, Annual	Home Run Data	By Position, 2013	First Major League Home Run	Grand Slams, Twins	Grand Slam Records, Twins	Home & Road, Annual	In First Major League Game, Twins	Individual Breakdown, 2013	Inning, 3-or-more	Inside-the-Park	Last By Twins Pitcher	Leadoff Homers, Twins Career	Longest, Twins	Three, Game	Two, Game	Two, Inning	Logos	Interleague History, Twins	Major League Baseball Directory	Media Policies	Regular Season	Spring Training	Metrodome	Metropolitan Stadium	Minor Leagues	Affiliate History	Affiliates and Statistics	All-Stars, 2013	Awards, Twins, 2013	Bios, Front Office	Bios, Minor League Staff	Bios, Players	Organization Information	Organization Leaders, 2013	Recap, 2013	Records, Annual	Scouting & Minor League Directors	Schedules, 2014	Stadiums and Attendance	Trainers	Monthly Record, Twins	Opening Day	Information	Lineups	Starters, Opening Day	Starts, Opening Day	Pinch-Hitting Data	All-Time, Twins	Twins, 2013	Yearly Leaders, Twins	Pitching Data	Annual Team Figures	Career, Twins	Final Stats, 2013	Low-Hit Games	Position Players	Rookies, Top Ten	Shutout Information	Top Ten, Season & Career	20-Game Winners, Twins	200 Innings Pitched, Twins	Yearly Leaders	Postseason	Boxscores	Leaders, Batting/Pitching	Public Relations Directory	Records	Franchise, 1901-2013	Twins Individual, Game	Twins Individual, Season	Twins Team, Game	Twins Team, Season	Retired Numbers, Twins	Radio Affiliates	Roster	All-time, Twins	Built, 2014 Roster	40-Man Spring, 2014	Invites, 2014	Rules	Earned Runs	Player Limits	Qualifying Numbers	Rookie Qualifications	Saves	Trading Regulations	Schedule	2014 Regular Season	Target Field Workout	Scouting Staff	Spring Training Information	Standings	Major League, 2013	Yearly, Twins	Statistics, Twins, 1961-12	Target Field	Accolades	Information	Firsts	Seating & Pricing	Statuses	Timeline	Transportation	Trades, Twins 1961-2013	Last Trade With, Twins	Treasure Island Baseball Network	Uniforms	Uniform Numbers, All-Time Twins	Year in Review, 2013	Day-By-Day	Designated Hitters, Twins	Final Stats	At a Glance, Twins	Highs & Lows	Pacesetters, Twins	Performance Chart, Twins	Transactions, Twins	Vs. Left-handers	Vs. Right-handers	AREAS OF INTEREST	20 HR/20 SB, Twins	30 2B/30 HR, Twins	AL Central History	Arizona Fall League, Twins	Baseball America Top 10 Prospects	Biggest Innings, Twins	Birthdates, Twins	Calculating Baseball Statistics	Clinching Dates, Twins	College Alumni, Twins	Come From Behind Wins, Twins	Entire Career With Twins	Foreign-Born, Twins Organization	Home Runs, Both Sides Of Plate	Homeland, Twins Best	Hottest Games, Twins	Losing Streaks, Twins	Magic Number	Managers, 1961-13, Twins	Milestone Wins, Twins	Minnesota Natives, Twins	Miscellaneous Baseball Terminology	Most Games By Position, Twins	Most Games By Position, Twins	Most Years By Position, Twins	Opposition, Top Hitters/Pitchers	Ownership, Presidents and General Managers	Pitchers Debut, Twins	Professional Debut With Twins	Pronunciation Guide, Twins	RBI, 100-Plus Seasons	Record by Decade, Franchise	Roberto Clemente Award	Rookie of the Year, Twins	Rookies Used	Runs, Most Scored in a Game, Twins	Steal of Home, Twins	Stolen Base Leaders, Twins Yearly Minor Leaguers	Ten-or-More Years with Twins	Winning Streaks	Wins, Consecutive vs. Opponent	MEDIA GUIDE SECTIONS:	Front Office Directory/Bios	All-Star Game	Coaches and Staff	Player Bios	2013 Year In Review	Opponents	History and Records	Year to Year	Twins In Postseason	Minor Leagues and Scouting	Target Field Information	Miscellaneous																																																																																																																																																																																																																																																																																																																																																																																																																																																																																																																																																																																																																																																																																																			
16	17	17	18	15	239		305	305	306	307		189	189	190	410	190	165	249	190	189		234-236	237-38	405		186	200	206	88	126	59	209	194	205	208	276	201	196-98	208		394	6	31	19-29	2-11	20-22	33-147	5	7	6	30	401-03	404	400	402	283	384-85	204	2-4	331	332	153		188	151	188		413	388-93	205		158	75	212-13	213	210	465	158	214	211		210	25	223	211	214	399	184	168		395	407	396	397		321	314-26	318	328-29	311	313	333-69	310	319	312	323	320	327	310	315	203		249	250-52	252	252		165	165	186		187	207	150	216	192	202	217-18	198-200	215	217	215	285	286-303	304	406		240-45	191	194	192-93	195	386-87	400		219-23	61	414-15	415-16			107	51	117	83	110	154				395	330	407-12				164	248	253-83		377-78	372-73	375	376	379	374	380-81	229-33	233	400	398-99	224-28		155-57	165	150-52	166	160	166	159	161-63	153	154		150	49	40	139	82	137	73	123	275	53	147	207	330	260	202	112	187	283	21	105	135	114	145	236	183	7	67	325	103	277	119	85	281	135	140	279	317	272	282	280																																																																																																																																																																																																																																																																																																																																																																																																																																																																																																																																																																																																																																																																																																													

The 2014 Minnesota Twins Media Guide was researched, written and edited by Dustin Morse, Mitch Hestad, Mike Kennedy, Andrew Heydt, Brace Hemmelgarn, Amanda Rodriguez, Patrick Stumpf, Dukes Knutson and Erik Bremer and is based on information available through February 5, 2014. All statistics were provided by Major League Baseball and are considered unofficial. Images courtesy of Brace Hemmelgarn, Wayne Kryduba, Bruce Kluckhohn, Steve Woltmann, Getty Images, MLB Photos, Mortenson Construction and Populous. The information contained is copyrighted and prepared for the use of members of the media. Those wishing to use any of the enclosed material for commercial purposes should contact the Minnesota Twins Baseball Communications department.

Cover photography and design by Brace Hemmelgarn.



# MINNESOTA TWINS BASEBALL CLUB

## TARGET FIELD®

1 Twins Way  
Minneapolis, MN 55403  
Telephone (612) 659-3400

Ticket Information: (612) 33-TWINS or 1-800-33-TWINS  
twitter.com/twins • facebook.com/twins • www.twinsbaseball.com



### MINNESOTA TWINS BASEBALL CLUB

#### EXECUTIVE BOARD

Jerry Bell, Chairman

Bill Pohlad  
Bob Pohlad

Jim Pohlad  
Dave St. Peter

#### ADMINISTRATION

Chief Executive Officer .....	Jim Pohlad
President .....	Dave St. Peter
Executive Vice President, General Manager .....	Terry Ryan
Executive Vice President, Business Development .....	Laura Day
Executive Vice President, Business Administration/Chief Financial Officer .....	Kip Elliott
Senior Vice President, Operations .....	Matt Hoy
Vice President, Assistant General Manager .....	Rob Antony
Vice President, Technology .....	John Avenson
Vice President, Ticket Sales and Service .....	Mike Clough
Vice President, Human Resources/Diversity .....	Raenell Dorn
Vice President, Ticket Operations .....	Paul Froehle
Vice President, General Counsel .....	Mary Giesler
Vice President, Brand Marketing .....	Nancy O'Brien
Vice President, Player Personnel .....	Mike Radcliff
Assistant to the President and General Manager .....	Bill Smith
Senior Director, Ballpark Development and Planning .....	Dan Starkey
Executive Assistants .....	Danielle Berg, Joan Boeser, Lynette Gittins
Special Assistants .....	Bert Blyleven, Rod Carew, Kent Hrbek, Jack Morris, Tony Oliva

#### BASEBALL OPERATIONS

Special Assistants to General Manager .....	Tom Kelly, Wayne Krivsky
Director, Minor League Operations .....	Brad Steil
Director, Scouting .....	Deron Johnson
Director, Team Travel .....	Mike Herman
Minor League Field Coordinator .....	Joel Lepel
Pro Scouting Coordinator .....	Vern Followell
Manager, Major League Administration and Baseball Research .....	Jack Goin
Senior Manager, Minor League Administration .....	Kate Townley
Senior Manager, Scouting and International Administration .....	Amanda Daley
Senior Manager, Florida Operations .....	Brian Maloney
Administrative Assistant to the General Manager .....	Lizz Downey
Administrative Assistant to Scouting .....	Rafael Yanez
Coordinator of Baseball Research .....	Andrew Ettel
Baseball Operations Assistant .....	Nick Beauchamp

#### BASEBALL COMMUNICATIONS

Director, Baseball Communications and Player Relations .....	Dustin Morse
Manager, Baseball Communications .....	Mitch Hestad
Coordinator, Baseball Communications and Publications .....	Mike Kennedy
Coordinator, Player Relations and Media Services .....	Andrew Heydt
Team Photographer .....	Brace Hemmelgarn

#### COMMUNITY RELATIONS

Senior Director, Community Relations .....	Bryan Donaldson
Manager, Community Relations .....	Stephanie Johnson
Manager, Community Programs .....	Josh Ortiz
Coordinator, Community Relations .....	Gloria Westerdahl



**CORPORATE COMMUNICATIONS AND BROADCASTING**

Senior Director, Corporate Communications and Broadcasting .....	Kevin Smith
Director, Corporate and Digital Communications .....	Chris Iles
Coordinator, Social Media .....	Keith Beise
Radio Network Executive Producer .....	Mark Genosky
Radio Network Play-by-Play .....	Cory Provus
Radio Network Play-by-Play/Analyst .....	Dan Gladden
Radio Network Studio Host/Play-by-Play .....	Kris Atteberry
Radio Network/Television Analyst .....	Jack Morris
Radio Engineer .....	Kyle Hammer
Television Play-by-Play .....	Dick Bremer
Television Analyst .....	Bert Blyleven
Spanish Radio Play-by-Play .....	Alfonso Fernandez

**CORPORATE PARTNERSHIPS**

Senior Director, Corporate Partnerships .....	Jeff Jurgella
Senior Account Executives .....	Doug Beck, Karen Cleary, Chad Jackson, Jordan Woodcroft
Manager, Client Services .....	Amelia Johnson
Coordinator, Client Services .....	Ann Kincaid, Joe Morin, Kayleen Tecker
Coordinator, Broadcast Traffic and Service .....	Amy Johnson
Administrative Assistant .....	Paulette Cheatham

**MARKETING**

Director, Diversity Marketing .....	Miguel Ramos
Senior Manager, Marketing and Promotions .....	Julie Oakland
Manager, Advertising .....	Will Delaney
Coordinator, Brand Marketing .....	Elma Avila
Senior Manager, Business Intelligence and Analytics .....	Brandon Johnson
Manager, Marketing Communications .....	Beth Vail Palm
Analyst, Database Marketing .....	David Kingery
Coordinator, Database Marketing Analytics .....	Jeffrey Yang
Mascot Supervisor .....	Greg Wilfahrt
Team Curator .....	Clyde Doepner

**TWINS PRODUCTIONS**

Director, Twins Productions .....	Joe Pohlad
Senior Manager, Twins Productions .....	Sam Henschen
Manager, Creative Services .....	Matt Semke
Manager, Video .....	Jim Diehl
Engineer, Broadcast Coordinator .....	Tom Brower
Public Address Announcer .....	Adam Abrams

**TICKET SALES AND SERVICE**

Director, Suite and Premium Seat Sales and Service .....	Scott O'Connell
Director, Season Sales and Service .....	Eric Hudson
Director, Group Ticket Sales and Service .....	Rob Malec
Manager, New Business Development and Service .....	Craig Gumz
Manager, Season Business Retention and Service .....	P.J. Williams
Senior Account Executive Season Ticket Sales and Service .....	Andrea Kjesbo
Senior Account Executive Group Ticket Sales and Service .....	Todd Krulwich
Season Ticket Sales and Service Executives .....	Katelyn Culverson, Brittany Ehlis, Alex Hover, Cory Johnson, Kelcey McKean, Bryan Sowieja, Dan Strong
Group Ticket Sales and Service Executives .....	Luis Breazeale, Phil McMullen, Landon Oldenburger, Andrew Reichert
Coordinator, Premium Sales and Service .....	Barbara Nordstrom
New Business Development Representatives .....	Nick Corcoran, Col Erlandson, Jake Langer, Joe Long, Justin Long, Vanessa Medina, Nick Sarnicki, Ben Schierman, Leah Vierzba, Steven Wert
Ticket Sales Coordinators .....	Kaitlyn Auer, Jessica Glomstad, Anna Johnson, Brittany Kamrath

**TARGET FIELD EVENTS**

Director, Target Field Events and Tours .....	David Christie
Coordinators, Target Field Events .....	Abby Andvik, Jessica Dooley
Coordinator, Ballpark and Educational Tours .....	Rick Olson



## FINANCE & PROCUREMENT

Senior Director, Finance.....	Andy Weinstein
Senior Manager, Ticket Accounting.....	Jerry McLaughlin
Senior Manager, Accounting.....	Lori Windschitl
Senior Manager, Financial Planning and Analysis.....	Mike Kramer
Accounts Payable.....	Amy Fong-Christianson
Accountant.....	Lyndsey Taylor
Senior Director, Procurement.....	Bud Hanley
Manager, Procurement.....	Mike Sather
Administrative Assistant.....	Ka Her

## TECHNOLOGY

Senior Director, Technology.....	Wade Navratil
Manager, Technology Infrastructure.....	Tony Persio
Administrator, Infrastructure Systems.....	Brent Hildebrandt
Technology Operations Specialist.....	Ryan Schmit
Manager, Business Systems.....	Shelley Andrew
Programmer, Business Systems Analyst.....	Purvi Mehta
Applications Programmer.....	James Showley

## HUMAN RESOURCES

Director, Payroll.....	Lori Beasley
Director, Benefits.....	Leticia Silva
Human Resources Generalist.....	Holly Corbin
Coordinator, Payroll and Benefits.....	Courtney Zakrzewski

## BALLPARK OPERATIONS

Senior Director, Ballpark Operations.....	Dave Horsman
Senior Director, Facilities.....	Gary Glawe
Director, Guest Services.....	Patrick Forsland
Head Groundskeeper.....	Larry DiVito
Manager, Field Maintenance.....	Jared Alley
Manager, Grounds.....	Al Kuehner
Grounds Crew Foreman.....	Ryan Rowland
Senior Manager, Ballpark Maintenance.....	Dana Minion
Maintenance Mechanics.....	Dan Deepphouse, Matthew Fox, Aaron Goldenstein, Sean Grady, Ryan Rikkola
Maintenance Mechanic/Master Electrician.....	Rich Brown
Maintenance Mechanic/Painter.....	Matthew Saros
Senior Manager, Ballpark Operations.....	John McEvoy
Senior Manager, Premium Services.....	Jeffrey Kroll
Manager, Guest Services.....	Katie Van Der Linden
Manager, Building Security.....	Jeff Reardon
Manager, Event Security.....	Dick Dugan
Coordinator, Office Services.....	Josh Fallin
Ballpark Operations Assistant.....	Breanna Lindholm
Administrative Assistant.....	Venika Streeter
Receptionist.....	Tina Flowers

## TICKET OPERATIONS

Director, Box Office.....	Mike Stiles
Manager, Call Center.....	Mark Engstrom
Supervisor, Box Office.....	Aaron Doepner
Coordinator, Ticket Operations.....	Ashley Geldert
Coordinator, Ticket/Vault Services.....	Randy Tran

## CLUBHOUSE

Field Manager.....	Ron Gardenhire
Equipment Manager.....	Rod McCormick
Assistant Manager, Home Clubhouse.....	Tim Burke
Visiting Clubhouse Manager.....	Jason Lizakowski
Director, Major League Video.....	Sean Harlin

## MEDICAL STAFF

Director, Medical Services.....	Dr. John A. Steubs
Orthopedic Physicians.....	Dr. Diane Dahm, Dr. Pearce McCarty
Internal Medicine Physicians.....	Dr. Vijay Eyunni, Dr. Tom Jetzer, Dr. Amy Beacom
Employee Assistance Program Physician.....	Dr. Jon Hallberg
Peak Performance Director.....	Dr. Rick Aberman
Head Athletic Trainer.....	Dave Pruemer
Assistant Athletic Trainer.....	Tony Leo
Assistant Athletic Trainer and Rehab Coordinator.....	Lanning Tucker
Strength and Conditioning Coordinator.....	Perry Castellano





## JIM POHLAD

CHIEF EXECUTIVE OFFICER



In 2014, Chief Executive Officer Jim Pohlad begins his 31st season with the Minnesota Twins. He is an original member of the Twins Executive Board and has owned a minority interest in the team since 2005. Jim provides leadership to the Minnesota Twins front office on behalf of the Pohlad family in several capacities, including decisions related to baseball and business, as well as long-term strategic planning. Jim worked with his father, the late Carl Pohlad, for more than 10 years to obtain funding for the new ballpark. The Pohlad family has owned the Minnesota Twins since 1984.

In addition to his position with the Minnesota Twins, Jim currently holds various leadership roles throughout the Pohlad Companies, including Marquette Financial Companies, Twins Sports Inc., Northern Lights Broadcasting, United Properties and the Pohlad Family Investment Group. He also serves on several

committees for Major League Baseball.

Jim's civic engagements include work on behalf of organizations and programs that support the well-being and interests of children and families in the Twin Cities and surrounding communities. He currently serves on the board of the Pohlad Family Foundation. In past years, he has supported and provided leadership to the Greater Twins Cities United Way, Minneapolis Institute of Arts, the Greater Minneapolis Chamber of Commerce, The Minneapolis Foundation and Park Nicollet Health Services and Melrose Institute.

Jim resides with his family in Minneapolis. He holds a degree in Business Administration from the University of Southern California and is a certified public accountant.



### PASSION

From our team to our front office to everyone in our organization, we are an accountable, hardworking group that is dedicated to success, attention to detail and getting better every day. We take great pride in being part of the Twins family and all that it represents.

### HUSTLE

Every day, on and off the field, we bring it – effort, pure and simple. It's the Twins trademark. It's part of our character. We thrive on respect for the game and each other while focusing on an organization-wide commitment to innovation, collaboration and responsiveness to our partners and the millions of fans who come through our turnstiles every season.

### HEART

We are loyal, invested in our community and NEVER give up. That's why we play all nine innings and are committed to going above and beyond to be responsible, philanthropic and steadfast in our efforts to enhance the lives of everybody in Twins Territory.

### FUN

We love the game, we love our fans, we love our ballpark and we love to entertain. From families to corporations and everyone in between, we strive to offer world-class service, unmatched amenities, and fun and excitement for everyone.

## TWINS TRADITION AWARD

Given annually to a Twins employee who best exemplifies the four pillars of the Twins Tradition.

2012 – Jim Rantz, Senior Director of Minor League Operations

2013 – Lori Beasley, Payroll Director





## JERRY BELL

CHAIRMAN, EXECUTIVE BOARD



T. Geron (Jerry) Bell was named Chairman of the Twins Executive Board on January 3, 2011. He serves as an advisor to ownership and the team's senior management group on a variety of club operational issues as well as facility development.

Prior to his current role, Bell served as President of Twins Sports, Inc. Named to that post on November 26, 2002, he led the effort to ensure the long-term viability of the Minnesota Twins and specifically oversaw the development, design, construction and the opening of Target Field. Bell's leadership was central to the ballpark's ground-breaking design, LEED certification and successful management of the project's budget and timeline.

Bell, who was named the third president in club history in January, 1987, spent 16 years as the chief executive of the club. He led the team's business operations and was instrumental in the 1987 and 1991 World Championship seasons. Other accomplishments include setting an American League attendance record in 1988, when the Twins became the first junior-circuit team to attract more than three million fans. He also led the development and construction of Minnesota's spring training facility, Lee County Sports Complex, located in Ft. Myers, FL, which opened in 1991.

Bell joined the Twins after serving as Executive Director of the Metropolitan Sports Facilities Commission (MSFC), which formerly operated the Metrodome. He joined the MSFC as Assistant Executive Director upon the commission's inception in 1977.

His past professional activities include: a member of Major League Baseball's Professional Baseball Association Committee/Baseball Operations Committee, the Hall of Fame Veteran's Committee for Major League Baseball, three terms as member of the North St. Paul/Maplewood School Board, including five years as chairman; serving on the Minneapolis Downtown Council Board of Directors from 1993-2002; member of the Minneapolis Chamber of Commerce Communications Committee; Board of Directors for the Greater Convention and Visitors Association; member of the Executive Committee of the Minneapolis/St. Paul Final Four organizing committee and former consultant to the Miami Dolphins, Ltd., of the NFL. In 2010, Bell was the recipient of the Herb Carneal Lifetime Achievement Award as presented by the Minnesota chapter of the Baseball Writers Association of America.

Currently, Bell is serving on the Destination Medical Center (DMC) Economic Development Agency Board (EDA) for the Mayo Clinic, while also chairing the City of Minneapolis Implementation Committee for proposed renovations of Target Center.

Jerry and his wife, Phyllis, who make their home in North St. Paul, MN, have two daughters.



## DAVE ST. PETER

PRESIDENT



Dave St. Peter was named the fourth president in Minnesota Twins history on November 26, 2002. He oversees the team's day-to-day operations, strategic planning and interaction with Major League Baseball. In addition to his role with the baseball team, St. Peter oversees the franchise's sister company—Northern Lights Broadcasting—which includes 96.3 KTWN-FM, the Twins flagship radio affiliate.

St. Peter played a central role in the approval, design, construction and opening of Target Field, which was named 2011 Sports Facility of the Year by the Sports Business Journal/Sports Business Daily. He also recently oversaw the team's effort to secure the Major League Baseball All-Star Game, which will be played at Target Field in July of 2014.

At age 47, St. Peter begins his 25th year with the Twins. He joined the organization in 1990 and held a variety of positions including Vice President of Corporate Communications. He was named Senior Vice President of Business Affairs in February of 1999 and assembled a sales and marketing team which helped increase attendance nine of the past 14 seasons. In 2010, the Twins established a new single season franchise attendance record by attracting more than 3.2 million fans to Target Field and the club was recognized by ESPN as having the best stadium experience in all of professional sports. St. Peter's leadership has been integral in the team's growing corporate partnership base; development of the "Magic Moments" customer service initiative; the "Go Twins, Go Green" environmental stewardship platform; the expanded Twins Radio Network; aggressive community outreach; and enhanced alumni involvement—including creation of the Twins Hall of Fame.

St. Peter has been part of a leadership team helping the franchise win six American League Central Division championships (2002-04, 06 and 09-10). During St. Peter's leadership tenure, the Twins have twice been named "Organization of the Year" by Baseball America (2002 and 04). In 2006, the entire Twins organization was recognized as the Minneapolis Star Tribune's "Sports Person of the Year." The franchise received the Atlanta Sports Council's Horizon Award (2002) as the Professional Sports Organization of the Year while the Twins Community Fund was a 2000 recipient of the Greater Minneapolis Chamber of Commerce's Quality of Life Award and a 2006 recipient of a Project Evergreen Award. Three of the past four years (2010, 2012 and 2013) the Twins have been honored by the Star Tribune as one of the "Top 100" workplaces in the state of Minnesota. In 2011, the Twins were the recipient of the Minneapolis Park and Recreation Board's "Living the Dream" Award. St. Peter has also been named to the Street and Smith's Sports Business Journal and Minneapolis-St. Paul Business Journal's "Forty under 40" lists.

In the community, St. Peter serves on the board of the Minnesota Twins Community Fund, Ronald McDonald House Charities of the Upper Midwest, the Minnesota Chapter of Positive Coaching Alliance, YMCA of the Greater Twin Cities, Meet Minneapolis, and the 2015 National Senior Bowl Games.

St. Peter was born in Bismarck, North Dakota, and graduated from the University of North Dakota in 1989. Dave, son Jack and twin sons Eric and Ben, make their home in Chanhassen, MN.





## TERRY RYAN

EXECUTIVE VICE PRESIDENT, GENERAL MANAGER



Terry Ryan was named Executive Vice President/General Manager on November 7, 2011, after spending the previous four seasons as a Special Assistant to General Manager Bill Smith (2008-2011). He was originally named as the fourth General Manager in Minnesota Twins history on September 13, 1994, holding that position until stepping down following the 2007 season. Ryan is responsible for the team the Twins put on the field and oversees the coaching staff and entire baseball department, including team travel and baseball communications.

Ryan began his professional career with the Twins in 1972 after being drafted in the 35th round out of Parker High School in Janesville, WI. He pitched in the Twins minor league system for four seasons, posting a 14-3 record, including 10-0 in 1973, before an arm injury cut his career short. In 1975, he enrolled at the University of Wisconsin-Madison and graduated

with a degree in Physical Education in 1979.

Ryan returned to baseball in 1980 as Midwest Scouting Supervisor for the New York Mets, a position he held for six years before being named Scouting Director for the Twins in January 1986. He was recognized by Topps in 1998 with the Advancement Through the Game Award. Prior to his first tenure as General Manager, Ryan served as the Vice President of Player Personnel, a position he assumed at the end of the 1991 season. In that role, Ryan was responsible for scouting and evaluating all talent at the major league level and assisting in personnel decisions. Ryan was also responsible for signing all major league players with less than three years of major league service.

In addition to his duties with the Twins, Ryan was appointed to the Commissioner's Special Committee for On-Field Matters in December of 2009, as well as being a member of the Major League Baseball Playing Rules Committee since 2005. He has also served on the Arizona Fall League (AFL) Steering Committee since 2005, a position he also held in 1997-98. In 2009, Ryan was the recipient of the AFL's Roland Hemond Award, which is presented annually to a baseball executive in recognition of at least 15 years of outstanding service to the AFL and professional baseball in a key leadership capacity. In 2013, he was awarded the George Genovese Lifetime Achievement Award in Scouting from the Professional Baseball Scouts Foundation, as well as the Roland Hemond Award, voted upon by SABR, recognizing a baseball executive that demonstrates a lifetime commitment to professional baseball scouts and scouting, and player development history.

Through the efforts of Ryan and his staff, the Twins won the American League Central Division title in four of his last nine years as the general manager (2002-04 and 06). He has twice been named *Sporting News* Executive of the Year (2002 and 06), and was also named *Baseball America's* Major League Executive of the Year in 2004. The Negro Leagues Baseball Museum honored Ryan with the Andrew "Rube" Foster Legacy Award as American League Executive of the Year in 2004, and again in 2006. In 2002, the Twins were named Organization of the Year by *Baseball America* (also in 2004), *USA Today* and *Sportsticker*.

Terry and his wife Karilyn have two children, Tim (daughter-in-law Tara) and Kathleen, and reside in Eagan, MN.



### TWINS OWNERSHIP, PRESIDENTS & GENERAL MANAGERS

#### OWNERSHIP

Carl R. Pohlad Family, 1984-present  
Calvin R. Griffith Family, 1961-84

#### PRESIDENTS

Dave St. Peter, 2002-present  
Jerry Bell, 1987-2002  
Howard Fox, 1984-87  
Calvin Griffith, 1961-84

#### GENERAL MANAGERS

Terry Ryan, 1994-2007, 2011-present  
Bill Smith, 2007-11  
Andy MacPhail, 1986-94  
Howard Fox, 1985-86  
Calvin Griffith, 1961-84





## MIKE RADCLIFF

VICE PRESIDENT, PLAYER PERSONNEL



Mike Radcliff, a member of the Twins organization since 1987, was named Vice President, Player Personnel in September of 2007. He was named 2011 Scout of the Year in the Midwest by his peers in Major League Baseball. Radcliff leads the club's overall player evaluation process at both the major and minor league levels, assists Terry Ryan and Rob Antony in negotiating player contracts and oversees the club's professional and amateur scouting staff, including the scouting of international players.

Radcliff, who was named the Director of Scouting in 1993, was the longest tenured scouting director in Major League Baseball. As Scouting Director, Radcliff managed 27 full-time and 34 part-time scouts and coordinated the annual amateur draft as well as

the international scouting staff.

Radcliff is a 1979 graduate of the University of Missouri and began his scouting career as an area scout with the Major League Scouting Bureau in 1983. He was hired as an area scout by the Twins in 1987 and promoted to Midwest Supervisor in 1988.

Mike and his wife, Sherry, have two grown children and reside in Overland Park, KS.



## ROB ANTONY

VICE PRESIDENT, ASSISTANT GENERAL MANAGER



Rob Antony begins his 28th season in the Twins organization and his seventh as Assistant General Manager, after being named to that role on September 13, 2007. He was promoted to Vice President in mid-December 2013. He is responsible for major league contracts, including arbitration and evaluating major and minor league players.

Prior to his current position, he was Director of Baseball Operations for 12 seasons and was responsible for various duties in the minor league and scouting departments, including the spring training operation and free agent draft preparations. He was also responsible for establishing and overseeing the budget for the minor league, major league and scouting departments. He worked closely with the scouting department and scouted players eligible for the free agent draft, as well as amateurs in Australia and Latin America.

Antony was hired as Assistant Director of Media Relations in 1988 after graduating from the University of Minnesota. In June, 1991, he was promoted to Director of Media Relations and held that post until December, 1995, when he was promoted to Director of Baseball Operations.

Rob and his wife, Lynn, have two children, Tyler and Emily, and reside in Plymouth, MN.



## WAYNE KRIVSKY

SPECIAL ASSISTANT TO THE GENERAL MANAGER



Wayne Krivsky begins his 14th overall season in the Twins organization. He returned to the Twins prior to the 2012 season after spending two years as a Special Assistant to the General Manager for the New York Mets, a role which he also held from June-October, 2008. He was originally a member of the Twins front office for 11 years, including four years as Special Assistant to General Manager Terry Ryan (1995-98), and seven years as the Assistant General Manager (1999-2005).

Krivsky has 37 years of experience working with Major League clubs. He was a Special Assistant to the President of Baseball Operations in Baltimore in 2009, which included major and minor league scouting, along with negotiating player contracts. Prior to that, he was the General Manager of the Cincinnati Reds from February 2006 through April 2008.

Krivsky began his baseball career in the Texas Rangers ticket office in 1977 before joining the baseball operations department as Assistant Director of Player Development and Scouting in 1979. He was named the Assistant General Manager in 1980 and held that position until joining the Twins in December of 1994.

Krivsky is a graduate of Duke University, where he earned a Management Science degree, while playing three years on the baseball team. He resides in Erlanger, KY, with his wife Linda.





## LAURADAY

EXECUTIVE VICE PRESIDENT, BUSINESS DEVELOPMENT



Laura Day is in her 18th season with the Twins. She was promoted to Executive Vice President of Business Development in January of 2012. Day oversees the Twins revenue generating efforts including ticket sales and service, premium seating, corporate partnerships, and Target Field facility event sales. She is also responsible for the club's marketing, game presentation, special events and emerging markets efforts. She plays a key role in shaping the team's strategic business plan, and has oversight of the Twins customer retention and loyalty programs.

Day got her start in sports working for the Twins from 1991-99, and 2003-2004 where she held a variety of posts including Vice President of Sales and Marketing, Director of Corporate Marketing, Promotions Manager and Vice President of Sales for Victory Sports One (the Twins former Regional Sports Network). She rejoined the Twins in August, 2006, as SVP, Business Development, and was instrumental in the planning, development, sales and marketing of Target Field. She was named EVP, Business Development for the Twins in January, 2012.

Prior to rejoining the Twins, Day was one of the first Minnesota Wild employees, helping launch the Xcel Energy Center as Vice President of Corporate Partnerships from 1999-2002. During her tenure with the Wild, she helped convert 12,000 season ticket deposits to paid status, launched the Twin Cities first premium seating program, and oversaw the team's corporate partnership team, which included the acquisition of naming rights and building founding partners.

In 2007, Day was named to the Minneapolis-St. Paul Business Journal's "Women to Watch" list. She currently serves on the Minnesota State University/Sports Management Program Advisory Board, the Board of Directors for Greater Twin Cities United Way and the Minneapolis Downtown Council, and is a member of the Executive Leadership Team for the Start! Heart Walk benefiting the American Heart Association. Day,

The Stillwater, MN native attended Lakewood Community College and resides in Hudson, WI, with her husband Mike.



## KIPELLIOTT

EXECUTIVE VICE PRESIDENT, BUSINESS ADMINISTRATION / CHIEF FINANCIAL OFFICER




Kip Elliott, who is in his 23rd year with the Twins in 2014, was named Executive Vice President on January 18, 2012, after serving as Chief Financial Officer since January of 1999.

Elliott joined the Twins in May of 1992 as Accounting Manager and held the position of Controller from 1995 through 1998. He was named Senior Vice President on August 28, 2006. He was employed by the public accounting firm of Coopers and Lybrand from 1989-92.

Elliott, who was named the "CFO of the Year" by the *Minneapolis/St. Paul Business Journal* in 2010, is responsible for overseeing the accounting, human resources, technology, ticket operations and ballpark operations departments, including management of the annual financial reporting for the organization and the financial relationship with Major League Baseball. As part of the senior management team, he also plays a key role in the structuring and implementation of the club's strategic plan, as well as the planning of Target Field.

Elliott serves on the University of Northern Iowa Accounting Advisory Council and the Board of Directors for the Minneapolis Regional Chamber of Commerce.

Elliott, a certified public accountant, was raised in rural Fredericksburg, Iowa, and graduated summa cum laude from the University of Northern Iowa in 1989. Kip, wife Jodi, children Carter, Maxwell and Maree make their home in Hudson, WI.







## MATTHOY

SENIOR VICE PRESIDENT, OPERATIONS



Matt Hoy, who is in his 29th year with the Twins in 2014, was named Senior Vice President of Operations on January 18, 2012.

Hoy joined the Twins in January of 1986 as a member of the sales staff and has held positions as Director of Novelty Operations and Director of Sales. He was the Director of Operations before his promotion to Vice President in April of 1992.

His responsibilities include overseeing ballpark operations, guest and premium services, security, office services, grounds, maintenance, concessions and merchandise sales, including the Twins Pro Shops. He is the Twins liaison to the Minnesota Ballpark Authority and the team's coordinator of the 2014 MLB All-Star Summer. He serves as the current Chair of the JDRF Walk to Cure Diabetes, which is held in February at the Mall of

America and is one of the largest fundraising events in the Twin Cities area. He also serves on the Board of Directors for the Warehouse District Business Association.

Hoy was born in St. Paul and attended Blake School in Hopkins, MN. He and his sons, Matt and Dan, make their home in Mound, MN.



## JOHNAVENSON

VICE PRESIDENT, TECHNOLOGY



John Avenson, who is in his 21st season with the Twins in 2014, was named Vice President of Technology on December 22, 2006. Prior to being named to his current position, Avenson served as Director of Baseball IS/Network.

Avenson oversees and manages the purpose of technology for all disciplines of the organization. Maintaining a close relationship with the Baseball Department, he wrote the application the team uses for Scouting and Player Development. Avenson also wrote the fan-based "Twingo" application that has been widely adopted by many other major and minor league teams. He continues to play an integral part in the planning and implementation of innovative technology at Target Field. He was named 2013 Chief Information Officer (CIO) of the Year by the Minneapolis-St. Paul Business Journal.

Prior to joining the Twins, Avenson served with the United States Marine Corps where he maintained aircraft information for RF-4B and F/A-18 squadrons.

A graduate of the University of Minnesota with a degree in Computer Science, Avenson and his wife Katie, reside in Minnetonka, MN, along with their children Perry, Simon, Lucy and Sidney.



## MIKECLOUGH

VICE PRESIDENT, TICKET SALES & SERVICE



Mike Clough joined the Twins organization in 2009 serving as Senior Director, Ticket Sales & Service until 2012. He was promoted to Vice President, Ticket Sales & Service in December of 2013.

In his current role, Clough is responsible for the team's ticket sales and service efforts, which includes management of the Twins season, premium, group and single-game ticket holder relationships. Clough played a critical role in developing and launching the Twins season ticket holder Sweet Spot benefit program. Prior to joining the Twins, Clough served in a leadership role with the NHL's Tampa Bay Lightning from 2003-09, and a five-year sales-focused stint with the New York Islanders from 1998-2003.

A native of Long Island, NY, Clough graduated with a degree in sports management from Robert Morris University where he was also a member of the men's soccer team. Mike and his family reside in Maple Grove, MN.





## RAENELL DORN

VICE PRESIDENT, HUMAN RESOURCES/DIVERSITY



Raenell Dorn begins her 41st season with the Twins in 2014, her 15th since being promoted to Vice President of Human Resources and Diversity in January 1999.

Dorn oversees all aspects of Twins human resources, including risk management, workers compensation, employee assistance programs, benefits administration and payroll. In addition, she heads the diversity efforts within the organization including the joint Minnesota Twins/Major League Program, which was established to ensure that opportunities for diverse suppliers exist within the recruitment/procurement processes. She is a member of the MLB Diverse Partners' Task Force, and serves on the MLB Executive Development selection committee as well as the YWCA marketing committee.

Dorn established a Sports Career Fair held at the end of the season, offering participants

access to many sports teams and sports divisions of our media partners.

In 2008, Dorn was named to the Minneapolis-St. Paul Business Journal's "Industry Leaders" list. She was born in New Prague, MN, and graduated from Metropolitan State University.

Dorn resides in Eden Prairie, MN, with her husband Harvey. They have two grown children, Christopher (daughter-in-law Laurel) and Bryan.



## PAUL FROEHLE

VICE PRESIDENT, TICKET OPERATIONS



Paul Froehle, who is in his 29th season with the Twins, was promoted to Vice President of Ticket Operations on December 18, 2013. Froehle joined the Twins in November of 1985 as Ticket Manager for the club. He was promoted to Director of Ticket Operations in 1999. Prior to being named to his current position, he served as Senior Director of Ticket Operations since 2010.

He oversees all ticket related events hosted at Target Field and Hammond Stadium during Spring Training. His responsibilities include distribution, processing, design layout and reporting of all tickets associated with Twins Baseball and Target Field. He has been an active member of INTIX – International Ticketing Association, a nonprofit membership organization committed to leading the forum for the entertainment ticketing industry.

He is also a local member of TSG Ticket Services Group Upper Midwest, which promotes the common interests of ticket service professionals through the sharing of ideas, information, knowledge and experiences. Prior to joining the Twins, he was the Assistant Ticket Manager with the Minnesota North Stars. In 2003, Froehle was voted Ticketing Professional of the Year by the INTIX Association.

The Hibbing, MN, native graduated from Fridley High School and attended North Hennepin Community College and graduated from Metropolitan State University. Froehle resides in Minneapolis, MN.



## NANCY O'BRIEN

VICE PRESIDENT, BRAND MARKETING



Nancy O'Brien, who is in her 14th season with the Twins, was named Vice President, Brand Marketing on December 18, 2013. Prior to being named to her current position, O'Brien served as Senior Director, Brand Marketing for the organization. She held a similar position with the Oakland Athletics as their Director of Advertising and Premium Seating until she returned home to the Twins Cities and was hired by the Twins.

O'Brien leads the club's branding process from strategy development to creative direction and execution through overseeing the club's promotions, special events, analytics, marketing communications and diversity marketing initiatives. During her tenure, she helped launch the popular "Get to Know 'Em" and "Twins Territory" marketing campaigns, which have been recognized with many creative honors. She currently serves on the board

for the Special Olympics of Minnesota.

Nancy received her BA degree in Economics from St. Olaf College and her MBA in marketing from the University of Minnesota, Carlson School of Business. She, along with husband John and children Danny, Shea and Joey, reside in Plymouth, MN.





**OVER 400,000 SQ. FEET OF  
FUN FOR THE ENTIRE FAMILY**

**July 11-15, 2014**  
Minneapolis Convention Center

## 40 ATTRACTIONS

- **Hit Home Runs, Steal a Base and Get Free Autographs each day**
- **Players who have attended FanFest include:**
  - Current MVPs, Andrew McCutchen & Miguel Cabrera
  - Former #1 Pick, Bryce Harper
  - Hall of Famers Rod Carew, Cal Ripken Jr. & Ozzie Smith
  - Current AL® Rookie of the Year, Wil Myers
- **Daily Giveaways**
- **All activities included with the price of admission**



**Joe Mauer**  
2014 T-Mobile All-Star  
FanFest Spokesperson



The 2014 MLB All-Star Week at Target Field™ begins Sunday, July 13 with **Taco Bell All-Star Sunday**. This exciting doubleheader begins with the **SiriusXM All-Star Futures™ Game** showcasing some of the game's best young prospects from around the world and is followed by the **Taco Bell All-Star Legends & Celebrity™ Softball Game** starring baseball legends and popular celebrities.


### PAST PARTICIPANTS INCLUDE:



**BO JACKSON**



**JON HAMM**



**JENNA FISCHER**



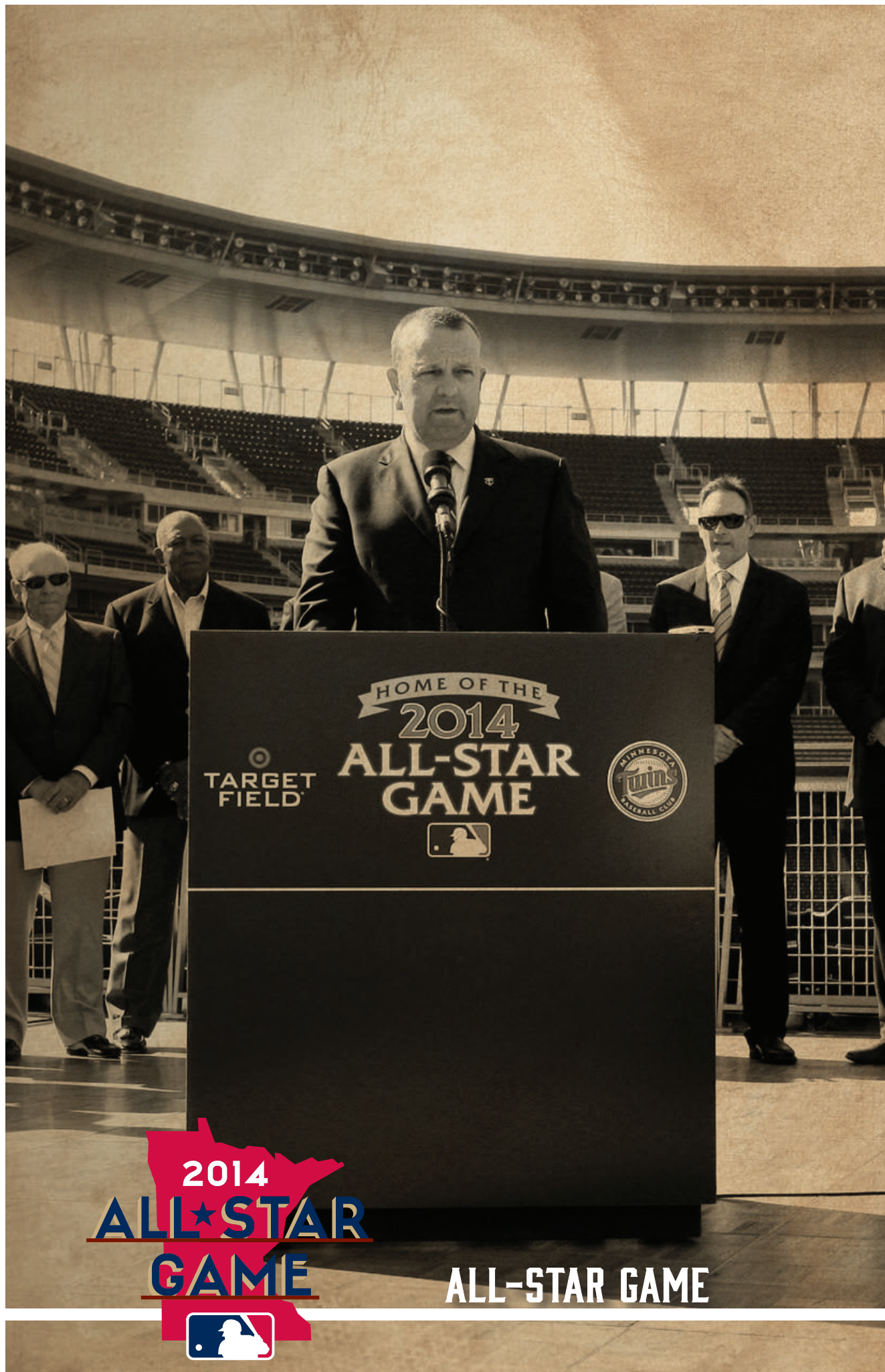
**OZZIE SMITH**



**FOR THE LATEST INFORMATION VISIT [ALLSTARGAME.COM](http://ALLSTARGAME.COM)**

©2014 Major League Baseball Properties, Inc. All rights reserved. Major League Baseball trademarks and copyrights are proprietary to MLB entities. Visit MLB.com





ALL-STAR GAME





# TARGET FIELD<sup>®</sup> PROUDLY HOSTS THE ★ 85<sup>th</sup> All-Star Game ★



The Minnesota Twins will host Major League Baseball's 2014 All-Star Game, the 85th Midsummer Classic at Target Field. Baseball Commissioner Allan H. (Bud) Selig announced at a press conference at Target Field on August 29, 2012. Commissioner Selig was joined by Twins owner Jim Pohlad, Minneapolis Mayor R.T. Rybak, Hennepin County Board Chairman Mike Opat and a number of distinguished Twins alumni players who have participated in past All-Star Games. The 2014 All-Star Game on Tuesday July 15, 2014 will mark the third time that the Twins will serve as hosts of the Midsummer Classic.

Metropolitan Stadium hosted the 1965 All-Star Game on July 13, a 6-5 National League victory that featured 18 Hall of Famers, including Harmon Killebrew, Hank Aaron, Roberto Clemente, Bob Gibson, Sandy Koufax, Mickey Mantle, Juan Marichal, Willie Mays, Frank Robinson and Joe Torre. The Twins were represented by six players, marking the most in club history. The two starters for the Twins included Harmon Killebrew, who played first base and batted third and Earl Battey, who played catcher and batted eighth. Killebrew went 1-for-3 with a two run homer in the fifth inning off Cincinnati's Jim Maloney. Twins in a reserve role included Tony Oliva, who went 1-for-2 with the game's only double; Zoilo Versalles; Jimmie Hall; and Jim "Mudcat" Grant, who allowed two runs in 2.0 innings of relief. The game was ultimately decided by a Ron Santo infield single, scoring Willie Mays in the seventh inning. Juan Marichal started for the NL, pitching 3.0 scoreless innings and earned the game's MVP Award. Sandy Koufax was the winning pitcher, Sam McDowell was the loser, Bob Gibson was credited with the save as the game lasted 2 hours, 45 minutes and was played in front of 46,706.

On July 16, 1985, the Hubert H. Humphrey Metrodome staged the 56th All-Star Game, a 6-1 NL victory that included Hall of Famers Bert Blyleven, George Brett, Wade Boggs, Carlton Fisk, Tony Gwynn, Rickey Henderson, Paul Molitor, Jim Rice, Cal Ripken Jr., Nolan Ryan, Ryne Sandberg, Ozzie Smith and Dave Winfield. The Twins lone representative was Tom Brunansky, who grounded out to short in his only at-bat in a reserve role; he continued on to play one inning in right field. The NL jumped out in front early with a Steve Garvey RBI-single in the second inning and held the lead throughout. LaMarr Hoyt started for the NL, allowing one unearned run in 3.0 innings pitched, earning the win and the game's MVP Award. Detroit's Jack Morris was the AL starter and suffered the

## TWINS HOME RUN DERBY PARTICIPANTS

PLAYER	YEAR
Tom Brunansky	1985
Gary Gaetti	1989
Torii Hunter	2002
Justin Morneau	2007
<b>Justin Morneau</b>	<b>2008</b>
Joe Mauer	2009

**Bold** Denotes Home Run Derby Champion

loss. The game lasted two hours and 54 minutes and was played in front of 54,960.

The Dome also played host to the first ever All-Star Home Run Derby, including the Twins' own Tom Brunansky, who hit four home runs, good for second

most among the 10 participants. Other participants were Jack Clark, Carlton Fisk, Steve Garvey, Eddie Murray, Dale Murphy, Home Run Derby Champion Dave Parker, Jim Rice, Cal Ripken, Jr. and Ryne Sandberg.

## TWINS FUTURES GAME SELECTIONS

PLAYER	TEAM	YEAR
Oswaldo Arcia, OF	World	2012
Grant Balfour, RHP	World	2001
Travis Bowyer, RHP	U.S.	2005
Byron Buxton, OF	U.S.	2013
Michael Cuddyer, IF	U.S.	1999
J.D. Durbin, RHP	U.S.	2003
Matt Garza+, RHP	U.S.	2007
Kyle Gibson, RHP	U.S.	2011
Liam Hendriks, RHP	World	2010, 2011
Luke Hughes, IF	World	2008
Jason Kubel, OF	U.S.	2004
Francisco Liriano, LHP	World	2002, 2005
Joe Mauer, C	U.S.	2003
Justin Morneau, IF	World	2002, 2004
Trent Oeltjen, OF	World	2006
Michael Restovich, OF	U.S.	2002
Ben Revere, OF	U.S.	2010
Luis Rivas, IF	World	2000
J.C. Romero, LHP	World	1999
Miguel Sano, IF	World	2013
Anthony Slama, RHP	U.S.	2010
Denard Span+, OF	U.S.	2008
Brad Thomas, RHP	World	2000
Matt Tolbert, IF	U.S.	2007
Rene Tosoni, OF	World	2009

+ Did not participate





TARGET FIELD

★ JULY 15 ★

FOX



ALL-STAR GAME  
2014  
ASG



FRIDAY, JULY 11

T-Mobile MLB All-Star FanFest

SATURDAY, JULY 12

T-Mobile MLB All-Star FanFest

SUNDAY, JULY 13

T-Mobile MLB All-Star FanFest

The Color Run MLB All-Star Charity 5K Presented by Nike

Taco Bell All-Star Sunday

SiriusXM All-Star Futures Game (U.S. vs. World)

Taco Bell All-Star Legends & Celebrity Softball Game

MONDAY, JULY 14

T-Mobile MLB All-Star FanFest

Gatorade All-Star Workout Day

State Farm Home Run Derby

TUESDAY, JULY 15

T-Mobile MLB All-Star FanFest

All-Star Game Red Carpet Show Presented by Chevy

85th MLB All-Star Game







# ★ 36<sup>th</sup> All-Star Game ★

TUESDAY, JULY 13, 1965 AT METROPOLITAN STADIUM  
NATIONAL LEAGUE 6, AMERICAN LEAGUE 5



National	3	2	0	0	0	0	1	0	0	—	6	11	0
American	0	0	0	1	4	0	0	0	0	—	5	8	0

National	AB	R	H	RBI	American	AB	R	H	RBI
Willie Mays, cf	3	2	1	1	Dick McAuliffe, ss	3	2	2	2
Hank Aaron, rf	5	0	1	0	Sam McDowell, p	0	0	0	0
Willie Stargell, lf	3	2	2	2	Tony Oliva, ph-rf	2	0	1	0
Roberto Clemente, ph-lf	2	0	0	0	Brooks Robinson, B, 3b	4	1	1	0
Dick Allen, 3b	3	0	1	0	Max Alvis, 3b	1	0	0	0
Ron Santo, 3b	2	0	1	1	Harmon Killebrew, 1b	3	1	1	2
Joe Torre, c	4	1	1	2	Rocky Colavito, rf	4	0	1	1
Ernie Banks, 1b	4	0	2	0	Eddie Fisher, p	0	0	0	0
Pete Rose, 2b	2	0	0	0	Joe Pepitone, ph	1	0	0	0
Maury Wills, ss	4	0	1	0	Willie Horton, lf	3	0	0	0
Leo Cardenas, ss	0	0	0	0	Felix Mantilla, 3b	2	0	0	0
Juan Marichal, p	1	1	1	0	Bobby Richardson, 2b	2	0	0	0
Cookie Rojas, ph	1	0	0	0	Vic Davalillo, cf	2	0	1	0
Jim Maloney, p	0	0	0	0	Zoilo Versalles, ss	1	0	0	0
Don Drysdale, p	0	0	0	0	Earl Battey, c	2	0	0	0
Frank Robinson, ph	1	0	0	0	Bill Freehan, c	1	0	1	0
Sandy Koufax, p	0	0	0	0	Milt Pappas, p	0	0	0	0
Turk Farrell, p	0	0	0	0	Jim 'Mudcat' Grant, p	0	0	0	0
Billy Williams, ph	1	0	0	0	Al Kaline, ph	1	0	0	0
Bob Gibson, p	0	0	0	0	Pete Richert, p	0	0	0	0
					Jimmie Hall, ph-cf	2	1	0	0
<b>Totals</b>	<b>36</b>	<b>6</b>	<b>11</b>	<b>6</b>	<b>Totals</b>	<b>34</b>	<b>5</b>	<b>8</b>	<b>5</b>

LOB — National 7, American 8. 2B — Oliva. HR — Mays, Torre, Stargell, McAuliffe and Killebrew. S — Rose.

DP — National 1 (Wills, Rose and Banks), American 2 (B. Robinson, Mantilla and Killebrew), (McDowell, Richardson and Killebrew).

## PITCHING

National	IP	H	R	ER	BB	SO	American	IP	H	R	ER	BBSO
Juan Marichal	3.0	1	0	0	0	0	Milt Pappas	1.0	4	3	3	1 0
Jim Maloney	1.2	5	5	5	2	1	Jim 'Mudcat' Grant	2.0	2	2	2	1 3
Don Drysdale	0.1	0	0	0	0	0	Pete Richert	2.0	1	0	0	0 2
Sandy Koufax (W)	1.0	0	0	0	2	1	Sam McDowell (L)	2.0	3	1	1	1 2
Turk Farrell	1.0	0	0	0	1	0	Eddie Fisher	2.0	1	0	0	0 0
Bob Gibson (S)	2.0	2	0	0	1	3						

WP — Maloney. Umpires — Stevens, Weyer, DiMuro, Williams, Valentine and Kibler.

T — 2:45. A — 46,706







# ★ 56<sup>th</sup> All-Star Game ★

TUESDAY, JULY 16, 1985 AT H.H.H. METRODOME  
NATIONAL LEAGUE 6, AMERICAN LEAGUE 1

ALL-STAR GAME  
1985  
ASG



National .....	0	1	1	0	2	0	0	0	2	—	6	9	1
American .....	1	0	0	0	0	0	0	0	0	—	1	5	0

National	AB	R	H	RBI	American	AB	R	H	RBI
Tony Gwynn, lf	1	0	0	0	Rickey Henderson, cf	3	1	1	0
Jose Cruz, lf	1	0	0	0	Paul Molitor, 3b-cf	1	0	0	0
Tim Lincecum, ph-lf	0	1	0	0	Lou Whitaker, 2b	2	0	0	0
Tom Herr, 2b	3	1	1	0	Damaso Garcia, 2b	2	0	1	0
Nolan Ryan, p	1	0	0	0	George Brett, 3b	1	0	0	1
Tony Pena, c	1	0	0	0	Phil Bradley, cf	1	0	0	0
Steve Garvey, 1b	3	0	1	1	Dan Petry, p	0	0	0	0
Jack Clark, 1b	1	0	0	0	Willie Hernandez, p	0	0	0	0
Dale Murphy, cf	3	0	1	0	Eddie Murray, 1b	3	0	0	0
Willie McGee, cf	2	0	1	2	Tom Brunansky, rf	1	0	0	0
Darryl Strawberry, rf	1	2	1	0	Cal Ripken, ss	3	0	1	0
Dave Parker, rf	2	0	0	0	Alan Trammell, ss	1	0	0	0
Graig Nettles, 3b	2	0	0	0	Dave Winfield, rf	3	0	1	0
Tim Wallach, 3b	2	1	1	0	Donnie Moore, p	0	0	0	0
Terry Kennedy, c	2	0	1	1	Wade Boggs, 3b	0	0	0	0
Ozzie Virgil, c	1	0	1	2	Jim Rice, lf	3	0	0	0
Fernando Valenzuela, p	0	0	0	0	Carlton Fisk, c	2	0	0	0
Pete Rose, ph	1	0	0	0	Ernie Whitt, c	0	0	0	0
Jeff Reardon, p	0	0	0	0	Gary Ward, ph	1	0	0	0
Glenn Wilson, ph	1	0	0	0	Rich Gedman, c	1	0	0	0
Rich Gossage, p	0	0	0	0	Jack Morris, p	0	0	0	0
Ozzie Smith, ss	4	0	0	0	Jimmy Key, p	0	0	0	0
LaMarr Hoyt, p	1	0	0	0	Harold Baines, ph	1	0	1	0
Garry Templeton, ph	1	0	1	0	Bert Blyleven, p	0	0	0	0
Ryne Sandberg, 2b	1	1	0	0	Cecil Cooper, ph	0	0	0	0
					Dave Stieb, p	0	0	0	0
					Don Mattingly, 1b	1	0	0	0
<b>Totals</b>	<b>35</b>	<b>6</b>	<b>9</b>	<b>6</b>	<b>Totals</b>	<b>30</b>	<b>1</b>	<b>5</b>	<b>1</b>

**GW RBI** — Garvey. **E** — Kennedy. **LOB** — National 10, American 7. **2B** — Herr, Murphy, Wallach and McGee. **SB** — Henderson, Strawberry, Winfield, Cruz and Garcia. **SF** — Brett. **DP** — National 1 (Pena-Sandberg-Reardon-Wallach).

## PITCHING

National	IP	H	R	ER	BB	SO	American	IP	H	R	ER	BB	SO
LaMarr Hoyt (W)	3.0	2	1	0	0	0	Jack Morris (L)	2.2	5	2	2	1	1
Nolan Ryan	3.0	2	0	0	2	2	Jimmy Key	0.1	0	0	0	0	0
Fernando Valenzuela	1.0	0	0	0	1	1	Bert Blyleven	2.0	3	2	2	1	1
Jeff Reardon	1.0	1	0	0	0	1	Dave Stieb	1.0	0	0	0	1	2
Rich Gossage	1.0	0	0	0	1	2	Donnie Moore	2.0	0	0	0	0	1
							Dan Petry	0.1	0	2	2	3	1
							Willie Hernandez	0.2	1	0	0	1	2

**WP** — Valenzuela. **HBP** — Strawberry (by Blyleven). **Umpires** — McCoy, Kibler, Bremigan, Williams, Coble and Marsh.  
**T** — 2:54. **A** — 54,960.



# ★ TWINS ALL-TIME ALL-STAR SELECTIONS ★

**1961** Harmon Killebrew (x2)  
Camilo Pascual  
**1962** **Earl Battey** (x2)  
Jim Kaat  
Camilo Pascual  
**Rich Rollins**  
**1963** Bob Allison  
**Earl Battey**  
Harmon Killebrew  
**Zoilo Versalles**  
**1964** **Bob Allison**  
Jimmie Hall  
**Harmon Killebrew**  
**Tony Oliva**  
Camilo Pascual  
**1965** **Earl Battey**  
Jim Grant  
Jimmie Hall  
Harmon Killebrew  
Tony Oliva  
Zoilo Versalles  
**1966** Earl Battey  
Jim Kaat  
Harmon Killebrew  
**Tony Oliva**  
**1967** **Rod Carew**  
**Dean Chance**  
**Harmon Killebrew**  
Tony Oliva  
**1968** **Rod Carew**  
**Harmon Killebrew**  
Tony Oliva  
**1969** **Rod Carew**  
Harmon Killebrew  
Tony Oliva  
John Roseboro  
**1970** Rod Carew  
**Harmon Killebrew**  
Tony Oliva  
Jim Perry  
**1971** Leo Cardenas  
**Rod Carew**  
Harmon Killebrew  
Tony Oliva  
Jim Perry

**1972** **Rod Carew**  
**1973** Bert Blyleven  
**Rod Carew**  
**1974** **Rod Carew**  
**1975** **Rod Carew**  
**1976** **Rod Carew**  
Butch Wynegar  
**1977** **Rod Carew**  
Larry Hisle  
Butch Wynegar  
**1978** **Rod Carew**  
**1979** **Roy Smalley**  
**1980** Ken Landreaux  
**1981** Doug Corbett  
**1982** Kent Hrbek  
**1983** Gary Ward  
**1984** Dave Engle  
**1985** Tom Brunansky  
**1986** **Kirby Puckett**  
**1987** Kirby Puckett  
**1988** Gary Gaetti  
Tim Laudner  
Kirby Puckett  
Jeff Reardon  
**Frank Viola**  
**1989** Gary Gaetti  
**Kirby Puckett**  
**1990** Kirby Puckett  
**1991** Rick Aguilera  
**Scott Erickson+**  
**Jack Morris**  
Kirby Puckett  
**1992** Rick Aguilera  
Chuck Knoblauch  
**Kirby Puckett**  
**1993** Rick Aguilera  
**Kirby Puckett**  
**1994** Chuck Knoblauch  
**Kirby Puckett**  
**1995** **Kirby Puckett**  
**1996** Chuck Knoblauch  
**1997** Chuck Knoblauch  
**1998** Brad Radke  
**1999** Ron Coomer  
**2000** Matt Lawton

**2001** Cristian Guzman  
Joe Mays  
Eric Milton  
**2002** Eddie Guardado  
**Torii Hunter**  
A.J. Pierzynski  
**2003** Eddie Guardado  
**2004** Joe Nathan  
**2005** Joe Nathan  
Johan Santana  
**2006** Francisco Liriano  
Joe Mauer  
Johan Santana  
**2007** Torii Hunter  
Justin Morneau  
Johan Santana  
**2008** Joe Nathan  
**Joe Mauer**  
Justin Morneau  
**2009** Joe Nathan  
**Joe Mauer**  
Justin Morneau  
**2010** **Joe Mauer**  
**Justin Morneau+**  
**2011** Michael Cuddyer  
**2012** Joe Mauer  
**2013** **Joe Mauer**  
Glen Perkins

**Bold** denotes voted as starter  
+ Did not play due to injury

## FINAL VOTE NOMINATIONS

**2004** Lew Ford  
**2005** Torii Hunter  
**2006** Francisco Liriano+  
**2007** Pat Neshek  
**2010** Delmon Young

+ Replaced injured player but  
was not voted in

## TWINS CAREER ALL-STAR SELECTIONS

1. Rod Carew .....	12
2. Harmon Killebrew .....	11
3. Kirby Puckett .....	10
4. Tony Oliva .....	8
<b>5. Joe Mauer .....</b>	<b>6</b>

## TWINS CAREER ALL-STAR STARTING SELECTIONS

1. Rod Carew .....	11
2. Kirby Puckett .....	6
<b>3. Joe Mauer .....</b>	<b>4</b>
Harmon Killebrew .....	4
Earl Battey .....	4





2014  
**ALL★STAR**  
**GAME**



**COACHES AND STAFF**





# RON GARDENHIRE

MANAGER

Named Twins manager January 4, 2002

**BATS/THROWS:** R/R

**BORN:** October 24, 1957 in Butzbach, West Germany

**RESIDES:** Oakdale, MN

**CONTRACT STATUS:** Signed two-year contract extension thru 2015, September 30, 2013



**PERSONAL:** Ronald Clyde Gardenhire...nickname: 'Gardy'...wife, Carol (Kissling), who grew up in White Bear Lake, MN, and graduate of Mariner High School...son Toby (9/8/82) and wife Lindsay, and daughters Tiffany (3/18/85) and Tara (3/22/90)...1975 graduate of Okmulgee (OK) High School where he was All-State shortstop...All-Conference selection at Paris (TX) Junior College...majored in Physical Education at University of Texas...set school record with 10 RBI in game March 5, 1978 vs. Arkansas...captain and All-Conference shortstop in senior year, leading Longhorns to Southwest Conference championship and fourth place in College World Series...2005 recipient of the Carl R. Pohlad Award, recognizing outstanding community service throughout the Upper Midwest...dedicates his time in support of military veterans...is spokesman for the Minnesota Department of Public Safety's "Buckle Up, Drive at Safe Speeds and Don't Drink and Drive" PSA campaigns and the "Play Ball! Minnesota" Coaches Award program recognizing outstanding youth sports coaches in Minnesota...raises money for the ALS Foundation through his participation in the Annual Black Woods Blizzard Tour, the single largest snowmobile fundraising event in the world.

**2013:** Won 950th career game as manager May 13 vs. Chicago-AL...67th career ejection (ejected five times in 2013) September 11 vs. Oakland...signed two-year contract extension September 30.

**2012:** Won 900th career game as manager July 2 at Detroit...62nd career ejection (ejected three times in 2012) August 23 at Texas after Scott Diamond was ejected for throwing at Josh Hamilton.

**2011:** Won 850th career game as manager July 23 vs. Detroit...ejected for the 59th time in his career (ejected six times in 2011) August 22 vs. Baltimore.

**2010:** Ejected for the 53rd time in his career (ejected seven times in 2010) September 19 vs. Oakland...won 800th career game as manager September 21 vs. Cleveland in the team's 91st win, the same day the Twins clinched their sixth division title under Gardenhire...became first manager in history to guide his team to the postseason in six of his first nine seasons as a major league manager...was named the American League Manager of the Year by The Sporting News for the second time in his career (2008 along with Buck Showalter)...named the American League Manager of the Year by the BBWAA for the first time in his career, earning 16 first-place votes, eight second-place votes and four third-place votes (108 total points), edging out Texas' Ron Washington (81 points) and Tampa Bay's Joe Maddon (44 points)...honored by the state of Minnesota with "Ron Gardenhire Day" on Monday, November 22.

**2009:** Won 700th career game as manager, September 22 at Chicago-AL...ejected for 47th time in his managerial career (ejected six times in 2009) September 26 at Kansas City...finished second in the Manager of the Year voting behind Mike Scioscia of Los Angeles Angels-AL.

**2008:** Was ejected for 41st time in his managerial career (ejected five times in 2008) July 31 vs. Chicago-AL...recorded 600th career win August 11 vs. New York-AL...signed two-year contract extension November 13...finished second in the American League Manager of the Year voting behind Tampa Bay's Joe Maddon...named American League Manager of the Year by *Baseball America*.

**2007:** Suffered first losing season in his managerial history...recorded 500th career win July 6 at Chicago-AL...tied Sam Mele for second on the Twins all-time managerial win list with his 522nd win August 26 at Baltimore...won his 523rd game as manager August 31 vs. Kansas City, moving into sole possession of second on the Twins all-time list...recorded 36th career ejection (ejected eight times in 2008) September 17 vs. Texas.

## ALL-TIME MANAGERIAL WINS

51. Frank Robinson.....	1,065
52. Jack McKeon.....	1,051
53. Billy Southworth.....	1,044
54. Red Schoendienst.....	1,041
55. Steve O'Neill.....	1,040
56. Felipe Alou.....	1,033
57. Jim Fregosi.....	1,028
58. Check Dressen.....	1,008
59. Charlie Manuel.....	1,000
60. Ron Gardenhire.....	998

**2006:** Became first manager in club history to have five consecutive winning seasons and the third manager in major league history to reach the playoffs in four of first five seasons as a manager (Cito Gaston, 1989-1993 with Toronto and Larry Dierker, 1997-2001 with Houston)...recorded 400th career win June 27 vs. Los Angeles-NL...28th career ejection (ejected eight times in 2006) September 5 vs. Tampa Bay.

**2005:** Signed two-year contract extension through 2007 January 5...recorded 300th career win as manager May 20 vs. Milwaukee...20th career ejection (ejected five times in 2005) July 18 vs. Baltimore...became first manager in club history to have four consecutive winning seasons...rated second best manager in American League by *Baseball America*.

**2004:** Recorded 200th career win as manager May 5 at Seattle...15th career ejection (ejected four times in 2004) September 2 vs. Texas...became just the fourth manager in major league history to begin his managerial career with three straight first place finishes, joining Larry Dierker (Houston, 1997-99), Ralph Houk (New York Yankees, 1961-63) and Hughie Jennings (Detroit, 1907-09)...became the first American League manager to finish in first place in each of his first three years as manager of a team since Dick Williams with Oakland from 1971-73...first manager in Twins history to lead a team to three playoff appearances...became third Twins manager to have three 90-plus win seasons (Mele in 1962, 63 and 65 and Kelly in 1988, 91 and 92) and the first to do it in three straight years...also became the seventh manager in major league history to record 90 victories in each of his first three seasons, last done by Davey Johnson of the New York Mets (1984-86)...named Co-Manager of the Year along with Texas' Buck Showalter by The Sporting News, and finished second in the American League Manager of the Year as voted by the BBWAA.

## MOST WINS FOR ACTIVE MANAGERS

1. Bruce Bochy, SD, SF.....	1,530
2. Mike Scioscia, LAA.....	1,233
3. Buck Showalter, NYY, ARI, TEX, BAL.....	1,163
4. Terry Francona, PHI, BOS, CLE.....	1,121
5. Ron Gardenhire, MIN.....	998



**2003:** Recorded 100th career win as manager, April 13 at Toronto...11th career ejection (ejected seven times in 2003) September 8 at Chicago-AL...became just the fourth manager in American League history to begin his managerial career with consecutive first place finishes, joining Ralph Houk (1961 and 62 with New York), Mickey Cochrane (1934 and 35 with Detroit) and Hughie Jennings (1907 and 08 with Detroit)...became the sixth manager in major league history to start a managerial career with consecutive first place finishes, with Bob Brenly (2001 and 02 with Arizona) and Larry Dierker (1997 and 98 with Houston) having done it in the National League...became the first American League manager to finish in first place in consecutive years in his first two years with a club since Alvin Dark led the A's to back-to-back West Division titles in 1974 and 75 (Billy Martin and Whitey Herzog both led their respective teams to division titles in 1976 and 77, but they had both managed in part of the 1975 season)...became the first manager in Twins history to lead a team to consecutive playoff appearances and became just the second Twins manager to lead a team to the postseason twice (Tom Kelly in 1987 and 91)...finished second in the American League Manager of the Year voting...signed two-year contract extension through October 9, 2005.

**2002:** Named manager of the Twins January 4...signed two-year contract with club option for 2004...became 12th manager in Twins history...first win as Twins manager (in first game) April 1 at Kansas City...first career ejection as manager April 11 at Cleveland...ejected four times on season, last coming July 14 vs. Texas...finished third in American League Manager of the Year voting.

**1998:** Named Twins third base coach November 30.

**1996:** Returned to field as first base coach.

**1995:** Served as bench coach after rupturing Achilles tendon March 2.

**1990:** Southern League Co-Manager of the Year with Jacksonville's Jerry Manuel...named league's best managerial prospect by *Baseball America*...signed as Twins third base coach November 14.

**1989:** Named Southern League's best manager by *Baseball America*.

**1988:** Named manager of Single-A Kenosha.

**1986:** Traded to Twins for pitcher Don Isparro November 12.

**1983:** Homered to win championship game of Triple-A World Series over Portland.

**1982:** Tied pitcher Charlie Puleo for John J. Murphy Award as Mets' top spring training rookie...first major league home run off Ray Burris, June 29 at Montreal.

**1981:** Made major league debut September 1...singled off Bruce Sutter for first major league hit September 11 at St. Louis.

**1979:** Named to Carolina League All-Star team.

**PROFESSIONAL:** New York Mets sixth round pick in the 1979 First-Year Player Draft.

GARDENHIRE'S PLAYING RECORD																			
YEAR	CLUB	AVG	G	AB	R	H	2B	3B	HR	RBI	SH	SF	HB	BB	SO	SB	CS	E	OBP
1979	Lynchburg	.296	70	277	36	82	13	3	4	27	9	1	0	21	45	9	5	21	.344
1980	Jackson	.258	127	458	58	118	16	6	6	64	6	4	4	45	68	13	9	41	.327
1981	Tidewater	.254	125	414	52	105	17	8	2	40	6	4	2	28	61	28	12	33	.338
	NEW YORK-NL	.271	27	48	2	13	1	0	0	3	0	0	0	5	9	2	2	2	.340
1982	NEW YORK-NL	.240	141	384	29	92	17	1	3	33	12	5	0	23	55	5	6	29	.279
1983	Tidewater	.287	102	387	63	111	20	6	4	39	5	2	2	34	54	9	7	27	.346
	NEW YORK-NL	.063	17	32	1	2	0	0	0	1	0	0	0	1	4	0	0	0	.091
1984	NEW YORK-NL	.246	74	207	20	51	7	1	1	10	1	1	0	9	43	6	1	12	.276
1985	Tidewater	.211	22	71	3	15	2	0	1	10	0	0	0	6	13	0	2	5	.273
	NEW YORK-NL	.179	26	39	5	7	2	1	0	2	2	0	0	8	11	0	0	4	.319
1986	Tidewater	.276	96	323	41	89	10	4	4	33	5	1	0	44	48	11	5	19	.361
1987	Portland	.272	117	389	49	106	16	4	6	50	2	3	1	45	70	1	1	5	.347
Minor League Totals		.270	659	2319	302	626	94	31	27	263	33	15	9	223	359	71	41	151	.334
Major League Totals		.232	285	710	57	165	27	3	4	49	15	6	0	46	122	13	9	47	.277

TWINS MANAGERS					
MANAGERS	SEASONS	FINISHES	WON	LOST	PCT.
Cookie Lavagetto*	1961	9th	25	41	.379
Sam Mele	1961-67	7th-2nd-3rd-6th-1st-2nd-6th	522	431	.548
Cal Ermer*	1967-68	2nd-7th	145	129	.529
Billy Martin*	1969	1st	97	65	.599
Bill Rigney*	1970-72	1st-5th-3rd	208	184	.531
Frank Quilici	1972-75	3rd-3rd-3rd-4th	280	287	.494
Gene Mauch*	1976-80	3rd-4th-4th-4th-4th	378	394	.490
Johnny Goryl	1980-81	3rd-6th	34	38	.472
Billy Gardner	1981-85	(7th-4th)-7th-5th-2nd-6th	268	353	.432
Ray Miller	1985-86	4th-7th	109	130	.456
Tom Kelly	1986-2001	6th-1st-2nd-5th-7th-1st-2nd-5th-4th-5th-4th-4th-5th-5th-2nd	1140	1244	.478
Ron Gardenhire	2002-13	1st-1st-1st-3rd-1st-3rd-2nd-1st-1st-5th-5th-4th	998	947	.513

\* - Deceased



RECORD AS MANAGER						
YEAR	CLUB	LEAGUE	POSITION	WON	LOST	PCT.
1988	Kenosha	Midwest League	1st (N. Div., 1st half), 2nd (N. Div., 2nd half)	81	59	.579
1989	Orlando	Southern League	1st (E. Div., 1st half), 2nd (N. Div., 2nd half)	79	65	.549
1990	Orlando	Southern League	1st (E. Div., 1st half), 2nd (E. Div., 2nd half)	85	59	.590
2002	Minnesota	American League	1st (Central Division)	94	67	.584
2003	Minnesota	American League	1st (Central Division)	90	72	.556
2004	Minnesota	American League	1st (Central Division)	92	70	.568
2005	Minnesota	American League	3rd (Central Division)	83	79	.512
2006	Minnesota	American League	1st (Central Division)	96	66	.593
2007	Minnesota	American League	3rd (Central Division)	79	83	.488
2008	Minnesota	American League	2nd (Central Division)	88	75	.540
2009	Minnesota	American League	1st (Central Division)	87	77	.530
2010	Minnesota	American League	1st (Central Division)	94	68	.580
2011	Minnesota	American League	5th (Central Division)	63	99	.389
2012	Minnesota	American League	5th (Central Division)	66	96	.407
2013	Minnesota	American League	4th (Central Division)	66	96	.407
Minor League Totals				245	183	.572
Major League Totals				998	947	.513

DIVISION SERIES RECORD					
YEAR	CLUB	OPPONENT	WON	LOST	PCT.
2002	Minnesota	Oakland	3	2	.600
2003	Minnesota	New York-AL	1	3	.250
2004	Minnesota	New York-AL	1	3	.250
2006	Minnesota	Oakland	0	3	.000
2009	Minnesota	New York-AL	0	3	.000
2010	Minnesota	New York-AL	0	3	.000
Division Series Totals			5	17	.227

League Championship Series Record					
Year	Club	Opponent	Won	Lost	Pct.
2002	Minnesota	Anaheim	1	4	.200



## Ron Gardenhire

Enters the 2014 season with the fifth most wins among active managers, behind Bruce Bochy, Mike Scioscia, Buck Showalter and Terry Francona.





# RICK ANDERSON

PITCHING COACH

Named pitching coach January 7, 2002

BATS/THROWS: R/R

BORN: 11/29/56 in Everett, WA

RESIDES: Ft. Myers, FL

CONTRACT STATUS: Signed to one-year contract thru 2014



COACHES



**PERSONAL:** Richard Arlen Anderson...wife Rhonda (Mason), daughters Cortnie (9/11/82) and Ashley (10/27/91), and son Ricky (6/7/86)...1975 graduate of Mariner (WA) High School, where he was selected to the All-State team in senior season...attended Everett Community College and the University of Washington.

**COACHING CAREER:** Worked his 12th season as pitching coach in 2013...named Twins' pitching coach January 7, 2002...named pitching coach for Triple-A Salt Lake prior to 1995 season...served as pitching coach for Double-A Nashville 1993-94...served as pitching coach for Single-A Kenosha 1990-92...joined Twins organization as pitching coach for Rookie Sarasota in 1989.

**PLAYING CAREER:** Tossed a 9.0-inning no-hitter May 12, 1979 vs. Double-A Shreveport...named to International League All-Star team in 1985...began 1986 season at Triple-A Tidewater and recalled June 8...made major league debut June 9, 1986 vs. Philadelphia...recorded first major league win August 6, 1986 at Chicago-NL...only professional save August 10, 1986 at Montreal...acquired by Kansas City along with catcher Ed Hearn and pitcher Mauro Gozzo from the Mets in exchange for pitcher David Cone and catcher Chris Jelic March 27, 1987...began 1988 season at Triple-A Omaha before being promoted to Kansas City and pitched a season-high 7.1 innings June 22 at Chicago-AL.

**PROFESSIONAL:** New York Mets 24th round pick in the 1978 First-Year Player Draft; signed by scout Marvin Scott.

## ANDERSON'S PITCHING RECORD

YEAR	CLUB	W-L	ERA	G	GS	CG	SH	SV	IP	H	R	ER	HR	HB	BB	SO	WP	BK	BAA
1978	Little Falls	2-3	2.25	14	2	1	0	3	40.0	48	25	10	1	0	20	40	4	0	.286
1979	Jackson	8-11	3.85	25	21	7	1	0	131.0	124	72	56	5	3	43	71	4	0	.240
1980	Tidewater	1-3	3.83	14	0	0	0	1	40.0	36	18	17	4	0	15	25	0	0	.231
	Jackson	3-2	3.23	25	1	0	0	4	64.0	57	24	23	7	1	17	48	1	1	.229
1981	Tidewater	3-5	3.34	37	0	0	0	3	89.0	68	34	33	3	1	45	41	2	0	.203
1982	Tidewater	4-2	3.26	31	0	0	0	2	80.0	84	35	29	6	0	23	49	2	0	.259
1983	Jackson	5-1	3.59	13	12	1	0	1	77.2	77	40	31	7	4	29	48	2	0	.247
	Tidewater	2-1	4.05	15	1	0	0	2	40.0	37	19	18	1	0	22	23	2	0	.236
1984	Tidewater	6-9	3.38	26	17	3	1	3	130.1	118	59	49	9	1	48	93	3	1	.236
1985	Tidewater	6-3	1.98	48	2	0	0	7	95.1	79	28	21	3	0	33	54	2	1	.242
1986	Tidewater	7-2	2.68	22	8	1	1	0	84.0	76	26	25	8	0	16	56	1	0	.217
	NEW YORK-NL	2-1	2.72	15	5	0	0	1	49.2	45	17	15	3	0	11	21	1	1	.245
1987	KANSAS CITY	0-2	13.85	6	2	0	0	0	13.0	26	22	20	3	2	9	12	0	0	.394
	Omaha	6-5	4.52	15	14	0	0	0	79.2	94	44	40	9	3	22	47	6	0	.281
1988	Omaha	7-4	2.62	14	14	4	2	0	99.2	92	37	29	5	3	23	54	0	0	.235
	KANSAS CITY	2-1	4.24	7	3	0	0	0	34.0	41	17	16	3	1	9	9	1	0	.308
Minor League Totals		60-51	3.26	299	92	17	5	26	1050.2	990	461	381	68	16	356	609	29	15	—
National League Totals		2-1	2.72	15	5	0	0	1	49.2	45	17	15	3	0	11	21	1	1	.245
American League Totals		2-3	6.89	13	5	0	0	0	47.0	67	39	36	6	3	18	21	1	0	.337
Major League Totals		4-4	4.75	28	10	0	0	1	96.2	112	56	51	9	3	29	42	2	1	.292

## MAJOR LEAGUE TEAM PITCHING LEADERS SINCE 2002

### FEWEST WALKS

1. Minnesota Twins.....5054
2. St. Louis Cardinals.....5719
3. New York Yankees.....5738
4. Chicago White Sox.....5872
5. Philadelphia Phillies.....5922
6. Los Angeles Angels.....5925

### SAVE PERCENTAGE

1. New York Yankees.....74.4
2. Los Angeles Angels.....72.5
3. Los Angeles Dodgers.....72.4
4. Minnesota Twins.....70.8
5. San Francisco Giants.....70.3
6. Chicago White Sox.....69.6





# TOM BRUNANSKY

HITTING COACH

Named hitting coach October 22, 2012

BATS/THROWS: R/R

BORN: 8/20/1960 in Covina, CA

RESIDES: Poway, CA

CONTRACT STATUS: Signed to one-year contract thru 2014



**PERSONAL:** Thomas Andrew Brunansky...wife Colleen, sons Jason (12/1/89), Ryan (9/17/91) and Thomas (1/5/96), daughters Alexa (12/10/93) and Erin (10/19/98)...1978 graduate of West Covina (CA) High School, participating in baseball, basketball and football, earning All-American honors in baseball and football...turned down a football/baseball scholarship from Stanford and attended Cal Poly at Pomona in 1978-79...brother-in-law of ex-major leaguer and former Twin Dave Engle...named one of the "50 Greatest Twins" in 2010...ranks ninth on Twins all-time home run list (163) and 13th in walks (394)...795 games played in right field ranks second in Twins history (Tony Oliva - 1,137).

**COACHING CAREER:** Worked first season as Twins' hitting coach in 2013 after being named October 22, 2012...spent 2012 as hitting coach for Triple-A Rochester...spent 2011 as hitting coach for Double-A New Britain...joined the Twins' organization as a coach for GCL Twins in July of 2010...coached high school baseball at Poway (CA) High School, 2005-10.

**PLAYING CAREER:** Played 14 seasons in the major leagues with California, Minnesota, St. Louis, Boston and Milwaukee...Angels Opening Day left fielder in 1981...traded to Minnesota along with pitcher Mike Walters in exchange for pitcher Doug Corbett and infielder Rob Wilfong May 11, 1982...named right fielder on Major League Baseball's All-Rookie team in 1982...hit 32 home runs in 1984, marking the most for a Twin since Harmon Killebrew had 41 in 1970...named to American League All-Star team in 1985 and participated in the home run derby, hitting four home runs...was a member of the 1987 World Champion Minnesota Twins, hitting .412 with two home runs, four doubles, and nine RBI in the ALCS vs. Detroit...traded to St. Louis in exchange for infielder Tommy Herr April 22, 1988...recorded 1,000th career hit, a two-run shot off Houston's Bob Forsch, May 30, 1989...hit 200th career home run off San Francisco's Craig Lefferts July 19, 1989...traded to Boston in exchange for pitcher Lee Smith May 4, 1990...traded back to Boston in exchange for catcher Dave Valle June 16, 1994.

**PROFESSIONAL:** California's first round pick (14th overall) in the 1978 First-Year Player Draft; signed by scout Larry Himes.

BRUNANSKY'S PLAYING RECORD																			
YEAR	CLUB	AVG	G	AB	R	H	2B	3B	HR	RBI	SH	SF	HB	BB	SO	SB	CS	E	OBP
1978	Idaho Falls	.332	48	190	56	63	14	4	6	45	0	2	1	45	34	17	2	8	.458
1979	Salinas	.270	140	485	85	131	23	1	23	76	0	6	5	100	116	20	15	6	.396
1980	El Paso	.323	128	496	103	160	24	8	24	97	0	4	3	75	96	23	7	14	.412
	Salt Lake City	.344	9	32	7	11	2	2	1	8	0	1	0	5	3	0	0	0	.421
1981	Salt Lake City	.332	96	343	61	114	17	10	22	81	4	2	3	57	74	6	7	5	.430
	CALIFORNIA	.152	11	33	7	5	0	0	3	6	0	0	0	8	10	1	0	3	.317
1982	Spokane	.205	25	88	12	18	6	1	1	6	0	1	0	15	19	4	4	1	.317
	MINNESOTA	.272	127	463	77	126	30	1	20	46	1	2	8	71	101	1	2	5	.377
1983	MINNESOTA	.227	151	542	70	123	24	5	28	82	1	3	4	61	95	2	5	5	.308
1984	MINNESOTA	.254	155	567	75	144	21	0	32	85	0	4	0	57	94	4	5	5	.320
1985	MINNESOTA	.242	157	567	71	137	28	4	27	90	0	13	0	71	86	5	3	5	.320
1986	MINNESOTA	.256	157	593	69	152	28	1	23	75	1	7	1	53	98	12	4	6	.315
1987	MINNESOTA	.259	155	532	83	138	22	2	32	85	0	4	4	74	104	11	11	3	.352
1988	MINNESOTA	.184	14	49	5	9	1	0	1	6	0	0	0	7	10	1	2	3	.286
	ST. LOUIS	.245	143	523	69	128	22	4	22	79	1	6	4	79	82	16	6	1	.345
1989	ST. LOUIS	.239	158	556	67	133	29	3	20	85	0	5	2	59	107	5	9	7	.312
1990	ST. LOUIS	.158	19	57	5	9	3	0	1	2	0	1	1	12	10	0	0	2	.310
	BOSTON	.287	129	461	61	123	24	5	15	71	0	8	3	54	105	5	10	5	.342
1991	BOSTON	.229	142	459	54	105	24	1	16	70	0	8	3	49	72	1	2	3	.303
1992	BOSTON	.266	138	458	47	122	41	3	15	74	2	7	0	66	96	2	5	6	.354
1993	MILWAUKEE	.183	80	224	20	41	7	3	6	29	2	0	0	25	59	3	4	2	.265
1994	MILWAUKEE	.214	16	28	2	6	2	0	0	0	0	0	0	1	9	0	0	0	.241
	BOSTON	.237	48	177	22	42	10	1	10	34	0	4	0	23	48	0	2	1	.319
Minor League Totals		.304	446	1633	323	497	86	26	77	313	4	16	12	297	342	70	35	34	.412
American League Totals		.247	1480	5153	663	1273	252	26	228	753	7	60	23	620	988	48	55	51	.327
National League Totals		.238	320	1136	141	270	54	7	43	166	1	12	7	150	199	21	15	10	.327
Major League Totals		.245	1800	6289	804	1543	306	33	271	919	8	72	30	770	1187	69	70	61	.327





# BOBBY CUELLAR

**BULLPEN COACH**

Named bullpen coach October 22, 2012

**BATS/THROWS:** R/R

**BORN:** 8/20/52 in Alice, TX

**RESIDES:** Alice, TX

**CONTRACT STATUS:** Signed to one-year contract thru 2014



COACHES

2014  
ALL-STAR  
GAME

**PERSONAL:** Robert Cuellar...wife Nora, daughters Tiffany (3/8/80) and Emma (6/23/89) and son Bobby Ray (9/28/83)...University of Texas alum.

**COACHING CAREER:** Worked first season as Twins bullpen coach in 2013 after being named October 22, 2012...Triple-A Rochester pitching coach 2009-12...managed Double-A New Britain in 2008 (64-77)...Pittsburgh Pirates bullpen coach from 2006-07...Triple-A Rochester/Edmonton pitching coach from 2002-05...Texas Rangers bullpen coach in 2001...Montreal Expos pitching coach from 1997-2000...Seattle Mariners pitching coach from 1995-96...Triple-A Calgary (Seattle) pitching coach in 1994...Seattle organization's roving instructor from 1992-93...served as pitching coach for Double-A Jacksonville in 1991, Double-A Williamsport from 1989-90, Single-A San Bernadino in 1988, Calgary in 1985, Salt Lake in 1984 and Bakersfield in 1983...managed Wausau in the Midwest League from 1986-87, going 73-66 with a first place and second place finish.

**PLAYING CAREER:** Recorded 17 saves in 49 games for Single-A Lynchburg in 1975...won 10 games for Triple-A Tucson in 1977...appeared in four games for the Rangers in 1977, allowing one run on four hits in 6.2 innings pitched (1.35 ERA).

**PROFESSIONAL:** Rangers 29th round pick in the 1974 First-Year Player Draft.

## CUELLAR'S PLAYING RECORD

YEAR	CLUB	W-L	ERA	G	GS	CG	SH	SV	IP	H	R	ER	HR	HB	BB	SO	WP	BK
1974	GCL Rangers	4-1	3.54	22	0	0	0	2	28.0	26	15	11	0	3	11	32	5	0
	Gastonia	4-1	3.38	5	0	0	0	1	20.0	15	11	8	0	3	10	22	4	0
1975	Lynchburg	9-4	2.57	49	0	0	0	17	91.0	70	32	26	3	2	55	73	6	0
1976	San Antonio	9-5	2.65	48	1	1	0	15	85.0	67	30	25	3	3	31	63	1	0
1977	Tucson	10-6	3.48	50	0	0	0	8	93.0	106	39	36	5	3	34	66	5	1
	TEXAS	0-0	1.35	4	0	0	0	0	6.2	4	1	1	1	0	2	3	0	0
1978	Tucson	4-8	4.38	39	1	0	0	6	76.0	90	45	37	6	0	39	36	3	0
1979	Tacoma	3-7	3.33	37	4	1	0	4	127.0	127	61	47	6	2	53	69	4	1
1980	Tacoma	8-3	3.30	51	0	0	0	15	90.0	82	37	33	5	1	35	55	3	0
1981	Charleston	6-7	4.65	40	5	0	0	1	89.0	100	55	46	8	3	48	55	12	0
1983	Bakersfield	0-0	11.81	4	0	0	0	0	5.1	7	7	7	1	0	3	2	1	0
1984	Salt Lake City	0-1	6.30	6	0	0	0	0	10.0	17	7	7	0	0	6	6	0	0
1985	Calgary	0-0	0.00	1	0	0	0	0	1.0	1	1	0	0	0	1	1	1	0
<b>Minor League Totals</b>		<b>53-42</b>	<b>3.56</b>	<b>347</b>	<b>11</b>	<b>2</b>	<b>0</b>	<b>68</b>	<b>695.1</b>	<b>693</b>	<b>329</b>	<b>275</b>	<b>37</b>	<b>17</b>	<b>316</b>	<b>458</b>	<b>41</b>	<b>2</b>
<b>Major League Totals</b>		<b>0-0</b>	<b>1.35</b>	<b>4</b>	<b>0</b>	<b>0</b>	<b>0</b>	<b>0</b>	<b>6.2</b>	<b>4</b>	<b>12</b>	<b>1</b>	<b>1</b>	<b>0</b>	<b>2</b>	<b>3</b>	<b>0</b>	<b>0</b>

## CUELLAR'S RECORD AS MANAGER

YEAR	CLUB	LEAGUE	POSITION	WON	LOST	PCT.
1986	Wausau	Midwest	2nd (North Division)	73	66	.525
1987	Wausau	Midwest	4th (North Division)	57	83	.407
2008	New Britain	Eastern	5th (Eastern Division)	64	77	.454
<b>Minor League Totals</b>				<b>194</b>	<b>226</b>	<b>.462</b>

## DID YOU Know?

...the longest home run ever hit by a Twin was estimated at 520 feet. Harmon Killebrew crushed the three-run blast off California righty Lou Burdette, which landed in the sixth row of the upper deck at Metropolitan Stadium on June 3, 1967. The ball cracked the seat, and was later painted orange to commemorate the event. The seat is now located in the Mall of America — the former site of "Met" Stadium — bolted to a wall in the amusement park, marking the height and position where the ball would have landed in the upper deck.





# PAUL MOLITOR

COACH

Named coach October 22, 2013

BATS/THROWS: R/R

BORN: 8/22/56 in St. Paul, MN

RESIDES: Edina, MN

CONTRACT STATUS: Signed to one-year contract thru 2014



**PERSONAL:** Paul Leo Molitor...wife Destini, daughters Blaire and Julia, sons Joshua and Ben...1974 graduate of Cretin High School in St. Paul, where he played soccer and was All-State in baseball and basketball...played in International Games in Montreal in summer of 1975...attended University of Minnesota where he was All-Conference in his final two seasons.

**COACHING CAREER:** Named Twins coach October 22, 2013, oversees baserunning, bunting, infield instruction and positioning, plus assists with in-game strategy...Minnesota minor league baserunning/infield coordinator for 10 seasons (2003, 05-13)...Mariners hitting coach in 2004...Twins bench coach from 2000-01.

**PLAYING CAREER:** Played 21 major league seasons with Milwaukee, Toronto and Minnesota...inducted into National Baseball Hall of Fame in 2004...is one of only six players in MLB history (Ty Cobb, Honus Wagner, Eddie Collins, Lou Brock and Rickey Henderson) to amass at least 3,000 hits and 500 stolen bases in a career...ranks eighth on baseball's all-time list in hits (3,319), 11th in doubles (605), 13th in at-bats (10,835), 19th in runs (1,782), 30th in games (2,683) and 37th in stolen bases (504)...seven-time American League All-Star in 1980, '85, '88, '91, '92, '93 and '94...four-time Louisville Silver Slugger Award winner in 1987, '88, '93 and '96...named AL Rookie of the Year by *The Sporting News* and *Baseball Digest* in 1978...began 1978 season as shortstop, but moved to second base upon Robin Yount's return from injury...made major league debut April 7 vs. Baltimore and singled off Mike Flanagan for first major league hit...transitioned from second base to center field in 1981...transitioned to third base in 1982...set World Series record for hits (5) in Game 1 October 12 at St. Louis...set career-high with 39-game hitting streak July 16-August 25, 1987, streak stopped by now Boston Manager John Farrell August 26; fifth longest streak in modern major league history...named AL Outstanding Designated Hitter Award and Bart Giamatti Award in 1993...member of 1993 World Series Champion Toronto Blue Jays, earning World Series MVP honors with homers in Games 3 and 6 against Philadelphia...recorded 3,000th career hit tripling off Jose Rosada in the fifth inning September 16 at Kansas City (21st player at the time, first on a triple)...made Twins debut April 1, 1996 vs. Detroit, becoming the 22nd native Minnesotan to play for the Twins...recorded 500th stolen base August 8, 1998 vs. Baltimore...won Branch Rickey Award and Players Choice Man of the Year Award in 1998.

**PROFESSIONAL:** Milwaukee's first round pick (3rd overall) in the 1977 First-Year Player Draft; signed by scout Dee Fondy...originally drafted by St. Louis in the 28th round of the 1974 First-Year Player Draft, but did not sign.

## MOLITOR'S PLAYING RECORD

YEAR	CLUB	AVG	G	AB	R	H	2B	3B	HR	RBI	SH	SF	HB	BB	SO	SB	CS	E	OBP
1977	Burlington	.346	64	228	52	79	12	0	8	50	4	4	3	47	25	14	2	28	.457
1978	MILWAUKEE	.273	125	521	73	142	26	4	6	45	7	5	4	19	54	30	12	22	.301
1979	MILWAUKEE	.322	140	584	88	188	27	16	9	62	6	5	2	48	48	33	13	16	.372
1980	MILWAUKEE	.304	111	450	81	137	29	2	9	37	6	5	3	48	48	34	7	20	.372
1981	MILWAUKEE	.267	64	251	45	67	11	0	2	19	5	0	3	25	29	10	6	3	.341
1982	MILWAUKEE	.302	160	666	136	201	26	8	19	71	10	5	1	69	93	41	9	32	.366
1983	MILWAUKEE	.270	152	608	95	164	28	6	15	47	7	6	2	59	74	41	8	16	.333
1984	MILWAUKEE	.217	13	46	3	10	1	0	0	6	0	1	0	2	8	1	0	2	.245
1985	MILWAUKEE	.297	140	576	93	171	28	3	10	48	7	4	1	54	80	21	7	19	.356
1986	MILWAUKEE	.281	105	437	62	123	24	6	9	55	2	3	0	40	81	20	5	15	.340
1987	MILWAUKEE	.353	118	465	114	164	41	5	16	75	5	1	2	69	67	45	10	5	.438
1988	MILWAUKEE	.312	154	609	115	190	34	6	13	60	5	3	2	71	54	41	10	17	.384
1989	MILWAUKEE	.315	155	615	84	194	35	4	11	56	4	9	4	64	67	27	11	18	.379
1990	MILWAUKEE	.285	103	418	64	119	27	6	12	45	0	2	1	37	51	18	3	10	.343
	Beloit	.500	1	4	1	2	0	0	1	1	0	0	0	0	0	0	0	0	.500
1991	MILWAUKEE	.325	158	665	133	216	32	13	17	75	0	1	6	77	62	19	8	6	.399
1992	MILWAUKEE	.320	158	609	89	195	36	7	12	89	4	11	3	73	66	31	6	2	.389
1993	TORONTO	.332	160	636	121	211	37	5	22	111	1	8	3	77	71	22	4	3	.402
1994	TORONTO	.341	115	454	86	155	30	4	14	75	0	5	1	55	48	20	0	0	.410
1995	TORONTO	.270	130	525	63	142	31	2	15	60	3	4	5	61	57	12	0	0	.350
1996	MINNESOTA	.341	161	660	99	225	41	8	9	113	0	9	3	56	72	18	6	1	.390
1997	MINNESOTA	.305	135	538	63	164	32	4	10	89	2	12	0	45	73	11	4	1	.351
1998	MINNESOTA	.281	126	502	75	141	29	5	4	69	1	10	1	45	41	9	2	0	.335
	Salt Lake	.500	2	10	0	5	1	0	0	0	0	0	0	0	0	0	0	0	.500
Minor League Totals		.355	67	242	53	86	13	0	9	51	4	4	3	47	25	14	2	28	.459
Major League Totals		.306	2683	10835	1782	3319	605	114	234	1307	75	109	47	1094	1244	504	131	208	.369





# TERRY STEINBACH

**BENCH COACH**

Named bench coach October 22, 2012

**BATS/THROWS:** R/R

**BORN:** 3/2/62 in New Ulm, MN

**RESIDES:** Annandale, MN

**CONTRACT STATUS:** Signed to one-year contract thru 2014



COACHES



**PERSONAL:** Terry Lee Steinbach...wife Mary (Barnes), daughter Jill (10/14/87) and sons Lucas (10/29/90) and Jake (10/5/93)...1980 graduate of New Ulm (MN) High School, where he played baseball and hockey...New Ulm High School's all-time leading scorer in hockey...attended the University of Minnesota from 1980-83, one of three Steinbach brothers to play for the Golden Gophers (brother, Tom, played in Seattle organization)...named two-time First-Team All-Big Ten selection in 1982-83...named Big Ten Tournament's Most Valuable Player in 1982 while guiding Golden Gophers to a Big Ten title, the first under head coach John Anderson...named Big Ten Player of the Year in 1983...named 1992 National American Legion "Graduate of the Year," an annual award presented to a player who participated in American Legion Baseball and best exemplifies the principles and purposes of the program...spent five seasons as assistant coach at Wayzata (MN) High School 2008-12...raises money for the ALS Foundation through his participation in the Annual Black Woods Blizzard Tour, the single largest snowmobile fundraising event in the world...given Kirby Puckett Award for outstanding alumni community service in 2011 — an award voted on by the Twin Cities Chapter of the BBWAA.

**COACHING CAREER:** Worked first season as Twins bench coach in 2013 after being named October 22, 2012...assisted the Twins spring training staff for 13 seasons from 2000-12.

**PLAYING CAREER:** Began career as third baseman in Oakland organization in 1983...moved to catcher in 1986 and named Southern League MVP and SL All-Star Game MVP...homered in first major league at-bat, off Greg Swindell, September 12, 1986 at Cleveland...voted AL All-Star starting catcher in 1988, earning MVP honors with a home run off Dwight Gooden, in 1988; became eighth All-Star player to hit a home run during his first ASG at-bat...earned second AL All-Star honor in 1989...was a member of the 1989 World Champion Oakland Athletics...earned third AL All-Star honor in 1993...ranked third best defensive catcher in the AL by *Baseball America* in 1994...recorded 1,000th career hit, singling off Mark Langston September 28, 1995 at California...recorded 100th career home run, off Darren Oliver, April 15, 1996 at Texas...caught 1,000th career game July 26, 1996 at Toronto...set AL record with 34 home runs as catcher (35 total - one as pinch hitter) in 1996 -- record eventually eclipsed 10 times since...signed two-year contract with Minnesota December 5, 1996...made Twins debut, becoming the 24th Minnesota native to play for the Twins, April 1, 1997...hit 150th career home run July 3, 1998 vs. Detroit...re-signed for one-year with Minnesota January 4, 1999.

**PROFESSIONAL:** Oakland's ninth round pick in the 1983 First-Year Player Draft; signed by scout Jim Perry...originally selected by Cleveland in the 16th round of 1980 First-Year Player Draft, but did not sign.

## STEINBACH'S PLAYING RECORD

YEAR	CLUB	AVG	G	AB	R	H	2B	3B	HR	RBI	SH	SF	HB	BB	SO	SB	CS	E	OBP
1983	Medford	.315	62	219	42	69	16	0	6	38	0	1	5	28	22	8	4	17	.403
1984	Madison	.295	135	474	57	140	24	6	11	79	4	7	1	49	59	5	6	26	.358
1985	Huntsville	.272	128	456	64	124	31	3	9	72	4	7	3	45	36	4	1	6	.337
1986	Huntsville	.325	138	505	113	164	33	2	24	132	0	7	5	94	74	10	9	14	.430
	OAKLAND	.333	6	15	3	5	0	0	2	4	0	0	0	1	0	0	0	1	.375
1987	OAKLAND	.284	122	391	66	111	16	3	16	56	3	3	9	32	66	1	2	10	.349
1988	OAKLAND	.265	104	351	42	93	19	1	9	51	3	5	6	33	47	3	0	9	.334
1989	OAKLAND	.273	130	454	37	124	13	1	7	42	2	3	2	30	66	1	2	12	.319
1990	OAKLAND	.251	114	379	32	95	15	2	9	57	5	3	4	19	66	0	1	5	.291
1991	OAKLAND	.274	129	456	50	125	31	1	6	67	0	9	7	22	70	2	2	15	.312
1992	OAKLAND	.279	128	438	48	122	20	1	12	53	0	3	1	45	58	2	3	10	.345
1993	OAKLAND	.285	104	389	47	111	19	1	10	43	0	1	3	25	65	3	3	7	.333
1994	OAKLAND	.285	103	369	51	105	21	2	11	57	1	6	0	26	62	2	1	1	.327
1995	OAKLAND	.278	114	406	43	113	26	1	15	65	1	4	3	25	74	1	3	6	.322
1996	OAKLAND	.272	145	514	79	140	25	1	35	100	0	2	6	49	115	0	2	7	.342
1997	MINNESOTA	.248	122	447	60	111	27	1	12	54	0	4	1	35	106	6	2	6	.302
1998	MINNESOTA	.242	124	422	45	102	25	2	14	54	0	1	4	38	89	0	1	7	.310
1999	MINNESOTA	.284	101	338	35	96	16	4	4	42	0	2	2	38	54	2	2	5	.358
Minor League Totals		.300	463	1654	276	497	104	11	50	321	8	22	14	216	191	27	20	64	.381
Major League Totals		.271	1546	5369	638	1453	273	21	162	745	15	46	48	418	938	23	22	92	.326





# SCOTTULLGER

**FIRST BASE COACH**

Named first base coach on October 22, 2012

**BATS/THROWS:** R/R

**BORN:** 6/10/55 in New York, NY

**RESIDES:** Visalia, CA

**CONTRACT STATUS:** Signed to one-year contract thru 2014



**PERSONAL:** Scott Matthew Ullger (pronounced ULL-jer)...wife Selene (Mullins), daughter Jenna (4/24/85)...majored in Criminal Justice at St. John's (NY) University where he was a shortstop.

**COACHING CAREER:** Named Twins first base coach and outfield instructor October 22, 2012...Twins bench coach 2011-12...Twins third base coach 2006-10...Twins hitting coach 1998-2005...coached third base due to Al Newman's illness September 10, 2003 through the end of the season...Twins third base coach 1996-98...Twins first base coach in 1995...managed Triple-A Salt Lake in 1994, leading them to the playoffs but lost 3-2 to Vancouver...managed Triple-A Portland from 1992-93 and won both halves of division in 1993, losing to Tucson (4-2) in Pacific Coast League championship...named league's Most Outstanding Manager and best managerial prospect by *Baseball America* after the season...won second half division, but lost to Vancouver in divisional playoffs in 1992...managed Double-A Orlando in 1991, leading them to a second half championship, beating Greenville (3-0) in the divisional playoffs and Birmingham (3-1) in the Southern League championship...managed at Single-A Visalia from 1988-90, and was named California League Manager of the Year in 1990...named league's best managerial prospect by *Baseball America* in 1990.

**PLAYING CAREER:** Recorded highest fielding percentage among league first basemen, but was nine games shy of qualifying in 1984 at Triple-A Toledo...made major league debut with the Twins April 17, 1983 vs. California...went hitless in first 19 at-bats before singling off Steve Renko for first major league hit and RBI June 8, 1983 at Kansas City...led International League in on-base percentage (.423) in 1982...named Southern League All-Star in 1981...switched to outfield in 1980 after playing third base through first three seasons...led California League in doubles and was eighth in batting in 1978.

**PROFESSIONAL:** Minnesota's 18th round pick in the 1977 First-Year Player Draft; signed by scout Herb Stein.

## ULLGER'S PLAYING RECORD

YEAR	CUB	AVG	G	AB	R	H	2B	3B	HR	RBI	SH	SF	HB	BB	SO	SB	CS	E	OBP
1977	Wisconsin Rapids	.293	81	276	52	81	17	4	5	35	4	2	3	56	66	7	12	17	.415
1978	Visalia	.320	134	465	105	149	36	2	20	108	5	7	8	96	78	13	4	33	.439
1979	Orlando	.269	126	412	66	111	21	4	8	50	6	8	6	69	73	7	4	29	.405
1980	Orlando	.263	136	460	55	121	25	0	8	51	4	0	3	73	89	2	4	4	.368
1981	Orlando	.269	138	483	86	130	23	2	20	87	8	9	6	77	72	2	6	6	.370
1982	Toledo	.290	115	352	77	102	16	4	14	60	5	0	3	78	74	4	2	4	.423
1983	MINNESOTA	.190	35	79	8	15	4	0	0	5	0	0	1	5	21	0	2	2	.247
1984	Toledo	.258	113	357	50	92	16	1	11	58	4	5	3	58	84	1	2	6	.362
1985	Toledo	.292	112	384	58	112	13	6	15	58	3	4	2	59	55	2	1	9	.385
1986	Toledo	.262	121	413	50	108	10	2	15	57	0	4	2	51	63	0	0	8	.359
1987	Rochester	.277	96	307	52	85	19	0	12	38	2	0	2	39	84	1	3	5	.362
Minor League Totals		.279	1171	3909	651	1091	196	25	128	602	41	39	38	656	738	35	38	121	.385
Major League Totals		.190	35	79	8	15	4	0	0	5	0	0	1	5	21	0	2	2	.247

## ULLGER'S RECORD AS MANAGER

YEAR	CLUB	LEAGUE	POSITION	WON	LOST	PCT.
1988	Visalia	California	3rd (1st half), 2nd (2nd half)	80	62	.563
1989	Visalia	California	4th (1st half), 2nd (2nd half)	76	66	.535
1990	Visalia	California	1st (1st half), 1st (2nd half)	90	51	.638
1991	Orlando	Southern	1st (1st half), 1st (2nd half)	77	67	.535
1992	Portland	Pacific Coast	2nd (1st half), 1st (2nd half)	83	61	.576
1993	Portland	Pacific Coast	1st (1st half), 1st (2nd half)	87	56	.608
1994	Salt Lake	Pacific Coast	2nd (1st half), 2nd (2nd half)	74	70	.514
Minor League Totals				567	433	.567





# JOE VAVRA

THIRD BASE COACH

Named bench coach October 22, 2012

BATS/THROWS: L/R

BORN: 11/16/59 in Chippewa Falls, WI

RESIDES: Menomonie, WI

CONTRACT STATUS: Signed to one-year contract thru 2014



**PERSONAL:** Joseph Alan Vavra (pronounced VAH-vra)...wife Lesa (Heise), sons Tanner (7/6/89), Treysen (9/17/91) and Terrin (5/12/97)...1978 graduate of Chippewa Falls Senior (WI) High School...named captain and MVP in baseball during senior season...1985 graduate of University of Wisconsin-Stout with a degree in Industrial Technology with a concentration in Plant Engineering...son Tanner was drafted by the Twins in the 30th round of the 2013 First-Year Player Draft out of Valparaiso University.

**COACHING CAREER:** Named Twins third base coach October 22, 2012...served as Twins hitting coach 2006-12...served as Twins minor league field coordinator 2002-05...2001 head coach at University of Wisconsin-Stout before becoming interim Director of Player Development for the Los Angeles Dodgers...minor league baserunning and bunting instructor for the Los Angeles Dodgers in 2000...served as major league roving coach for first half of the 1999 season before serving as minor league field coordinator in the second half...began 1998 season as special assignment major league coach for the Los Angeles Dodgers, before becoming minor league field coordinator at mid-point of season...managed Single-A Yakima 1994-97 and named Northwest League Manager of the Year in 1994 and 1996...led Yakima to Northern Division title in 1994 and Northwest League Championship in 1996...managed Single-A Vero Beach Dodgers in 1993...managed Single-A Yakima in the Northwest League in 1991-92...managed Rookie Great Falls Dodgers to consecutive league championships in 1989-90...named coach at Single-A Sarasota in 1987.

**PLAYING CAREER:** Played five seasons in the Dodgers organization from 1982-86...hit .307 (92-for-300) in 96 games for Double-A San Antonio in parts of two seasons.

**PROFESSIONAL:** Los Angeles Dodgers' eighth round pick in the 1982 First-Year Player Draft; signed by scout Dale McReynolds.

## VAVRA'S PLAYING RECORD

YEAR	CLUB	AVG	G	AB	R	H	2B	3B	HR	RBI	SH	SF	HB	BB	SO	SB	CS	E	OBP
1982	Lodi	.242	49	149	19	36	5	0	1	10	2	1	0	16	17	2	3	19	.313
1983	Lodi	.312	110	420	58	131	19	2	0	37	0	5	1	37	26	6	4	16	.365
1984	San Antonio	.307	96	300	36	92	15	1	1	40	0	3	0	32	17	4	3	4	.370
	Albuquerque	.227	11	44	5	10	0	0	0	3	1	0	0	3	3	0	1	4	.277
1985	Albuquerque	.272	61	202	31	55	9	1	1	15	1	0	3	21	13	2	0	13	.350
1986	Albuquerque	.250	38	72	11	18	3	1	0	5	1	0	0	7	8	0	2	4	.316
Minor League Totals		.288	365	1187	160	342	51	5	3	110	5	9	4	116	84	14	13	60	.351

## RECORD AS MANAGER

YEAR	CLUB	LEAGUE	POSITION	WON	LOST	PCT.
1989	Great Falls	Pioneer	1st (Northern Division)	53	14	.791
1990	Great Falls	Pioneer	1st (Northern Division)	48	20	.706
1991	Yakima	Northwest	1st (Northern Division)	44	32	.579
1992	Yakima	Northwest	2nd (Northern Division)	36	40	.474
1993	Vero Beach	Florida State	6th (E. Div., 1st half), 2nd (E. Div., 2nd half)	56	77	.471
1994	Yakima	Northwest	1st (Northern Division)	49	27	.645
1995	Yakima	Northwest	4th (Northern Division)	28	48	.368
1996	Yakima	Northwest	1st (Northern Division)	40	36	.526
1997	Yakima	Northwest	4th (Northern Division)	23	53	.303
Minor League Totals				377	347	.521



# TWINS STAFF



## DAVE PRUEMER

### HEAD ATHLETIC TRAINER

Dave Pruemer begins his 20th season in the Twins organization and second as head athletic trainer after serving eight seasons as assistant athletic trainer. Pruemer attended the University of Southern Illinois, where he received his B.S. in Athletic Training.

A native of Teutopolis, IL, he began his career with the Twins organization in 1995 and served as athletic trainer for Rookie Elizabethton. After one year at Elizabethton, Pruemer was promoted to Single-A Ft. Myers, where he spent the 1996 and 1997 seasons.

He was the athletic trainer for Double-A New Britain from 1998-2001, and was named the Eastern League Trainer of the Year in 2000. Selected by Major League Baseball to work the Arizona Fall League in 2001 and 2003, Pruemer also served as the Twins Triple-A athletic trainer from 2002-04. He was named International League Trainer of the Year in 2004.

Dave and his wife Tina, along with daughter Hannah and sons Dillon and Tyler, live in Woodbury, MN.



## TONY LEO

### ASSISTANT ATHLETIC TRAINER

Tony Leo begins his 17th season with the Twins organization and his fourth as assistant athletic trainer. Leo attended Bowling Green State University, where he received his B.S. in Sports Management with an Athletic Training emphasis.

A native of Salem, OH, he began his career in 1997 with the GCL Twins. Leo was hired full time in 1998 and served as the trainer for Rookie Elizabethton. He was promoted to Single-A Quad Cities, where he spent the 2000 and 2001 seasons.

Leo was the trainer for Double-A New Britain from 2002-04, and was named the 2003 Eastern League All-Star trainer. In 2005, Leo was promoted to Triple-A Rochester and selected by MLB to work the Arizona Fall League. He served as the Triple-A trainer from 2005-10 and selected as the Triple-A All-Star Game trainer in 2009.

Tony and his wife, Jennifer, live in Schaumburg, IL.



## LANNING TUCKER

### ASSISTANT ATHLETIC TRAINER AND REHAB COORDINATOR

Lanning Tucker begins his 23rd season with the Twins organization and second as the Twins assistant athletic trainer and rehab coordinator. Tucker earned a Bachelor of Science degree in Health Education, Psychology and Athletic Training at Texas A&M University (1983-87) and earned his Master's Degree in Sports Medicine from the United States Sports Academy (1991-92).

Tucker worked 14 seasons as the Twins minor league trainer and rehab coordinator. He spent time training at several professional levels, including Elizabethton (1992-93), Ft. Myers (1994-95, 98), Hardware City (1996) and New Britain (1997).

Lanning, wife Jhanna and sons, Aaron and Bryan, reside in Ft. Myers, FL.



## PERRY CASTELLANO

### STRENGTH AND CONDITIONING COACH

Perry Castellano begins his eighth season as the Major League Strength and Conditioning coach and 13th overall for the Twins. His responsibilities include day-to-day instruction for the major league club, as well as developing and designing various programs throughout the entire organization.

Castellano, 54, was the 2010 recipient of the Nolan Ryan Award, given to the MLB Strength Coach of the year. He received a B.S. in Kinesiology in 1983 from Pepperdine University in Malibu, CA, and a Master's degree in Management from National University in San Diego in 1987. Perry held the position of Minor League Strength and Conditioning Coordinator for his first five seasons until his promotion in 2007. He held the position of Strength and Conditioning Coach for the Texas Rangers in Tulsa, OK, from 2000-01.

Perry, wife Lori and sons, Cory and Brady, reside in Cape Coral, FL.



# TWINS STAFF



## ROD MCCORMICK

### EQUIPMENT MANAGER

Rod McCormick begins his 21st season with the Twins, his eighth as the club's Equipment Manager. McCormick joined the Twins as a ball boy in 1994, and became the Home Clubhouse Assistant in 1998. He was named home Clubhouse Manager in April of 2007.

A graduate of Minnetonka High School, McCormick attended the University of Minnesota from 1993-96. He oversees all the upkeep of team and personal player equipment and the movement of equipment on all road trips. Rod, wife Kristen and twin sons, Charlie and Parker, reside in Minnetonka, MN.



## JASON LIZAKOWSKI

### VISITING CLUBHOUSE MANAGER

Jason Lizakowski begins his 17th season with the Twins, third as Visiting Clubhouse Manager. Lizakowski joined the Twins as a ball boy in 1998, and became the Visiting Clubhouse Assistant in 2000. He was named Visiting Clubhouse Manager in January of 2012.

A graduate of Rosemount High School in 1991, Lizakowski, along with his father, started a small construction business serving the metro area before joining the Twins in 1998. He oversees all the upkeep of visiting team needs and the movement of equipment in and out of Target Field. Jason, wife Katie and daughter, Ava, reside in Ramsey, MN.



## NATE DAMMANN

### BULLPEN CATCHER

Nate Dammann begins his eighth season as bullpen catcher for the Twins. His responsibilities include preparing the field for batting practice, as well as catching pitchers in the bullpen prior to, and during games. In addition, he assists Twins minor league coaches during Instructional League and has traveled to the Twins Academy in the Dominican Republic to coach minor league players each of the past four off-seasons.

Dammann is a 2004 graduate of Hamline University in St. Paul, MN, with a degree in Secondary Education. He played four years of baseball for the Pipers and also played quarterback on their football team. Prior to joining the Twins, Dammann was a substitute teacher in the Edina Public School District. Nate, wife Kate and daughter, Ada, reside in St. Paul, MN.



## SEAN HARLIN

### DIRECTOR, MAJOR LEAGUE VIDEO

Sean Harlin begins his 23rd year with the Twins. He was promoted to Director of Major League Video in mid-December. Harlin attended St. John's University in Collegeville, MN, where he received his B.A. in English.

Harlin began his career with the Twins in 1992 as an office services assistant until joining the Twins media relations department, where he served as Manager of Media Relations from 1995-2005. In his role as Director of Major League Video, Harlin is responsible for selecting video and baseball data for coaching and scouting purposes for the major leagues as well as overseeing the Twins minor league video coaching program.

Sean and his wife Andrea, along with their son, Tadhg, reside in Eagan, MN.



## MIKE HERMAN

### DIRECTOR, TEAM TRAVEL

Mike Herman begins his 15th season with the Twins, second as Director of Team Travel. He is responsible for planning and implementing the club's travel needs, including charter aircraft, ground transportation and hotel accommodations for the entire traveling party during Spring Training and the regular season.

Herman began his career with the Twins as a Media Relations Intern in 1999, before being hired full-time as a Media Relations Assistant at the start of the 2000 season. He also held the positions of Assistant Manager of Media Relations (2001-03) and Manager of Media and Player Relations (2004-06). He was named Director of Baseball Communications in 2007 and served in that role until being named to his current position in June of 2012.

After graduating from Hopkins High School, Herman attended St. Olaf College, where he played baseball and graduated in 1998 with a degree in Communications. Mike, his wife Brittany and their son Cole, reside in Maple Grove, MN.

COACHES

2014  
ASG



# FULL COUNT. BASES UPLOADED.



162 games, a million ways to watch them. Best Buy® keeps you connected to the Twins with the best viewing experience and hundreds of different ways to watch.

**Best Buy is proud to support the 2014 Minnesota Twins.**

BEST BUY, the BEST BUY logo, and the tag design are trademarks of Best Buy and its affiliated companies. © 2014 Best Buy.







2014  
**ALL★STAR**  
**GAME**

**PLAYERS**







# OSWALDO ARCIA

**HEIGHT/WEIGHT:** 6-0/220

**BORN:** 5/9/91 in Anaco, VZ

**RESIDES:** Cantaura-Anzoategui, VZ

**ACQUIRED:** Signed as an undrafted free agent, 7/4/07

**M.L. SERVICE:** 132 days

**CONTRACT STATUS:** Signed thru 2014

**BATS/THROWS:** L/R

**OPENING DAY AGE:** 22



**PERSONAL:** Oswaldo Celestino Arcia (pronounced ARR-see-ya)...signed as a 16-year-old from Venezuela in 2007.

## 2013:

- Participated in Twins major league spring training and was optioned March 15...began the season with Triple-A Rochester, batting .414 (12-for-29) with two doubles, three home runs and eight RBI in nine games.
- Recalled April 15 when Wilkin Ramirez was placed on Paternity List.
- Made major league debut April 15 vs. Los Angeles-AL, batting seventh and playing left field...recorded first major league hit, singling off Joe Blanton in the second inning.
- Optioned back to Rochester upon Ramirez's return...played one game and was recalled April 17 when the Twins placed Darin Mastroianni on the 15-day disabled list.
- Hit first career home run April 23 vs. Miami (Game 1), a three-run shot in the fourth inning off Jose Fernandez...at 21 years, 11 months and 14 days, he became the youngest Twin since Joe Mauer on June 6, 2004 (21 years, 1 month and 18 days) to hit his first major league home run.
- Hit second career home run April 26 vs. Texas, another three-run shot, in the ninth inning off Joe Nathan.
- Celebrated his 22nd birthday May 9 at Boston, hitting a two-run homer and a triple, becoming the first Twin since Ron Coomer (August 19, 1995 at DET) to homer and triple in one game within his first 18 career games.
- Hit .328 (21-for-64) with five doubles and 10 RBI in 18 June games.
- Entered the All-Star break as the AL rookie leader in RBI (25), was tied for second in doubles (11), tied for third in home runs (6), fourth in hits (53), fifth in games (59) and batting average (.257), and seventh in runs scored (20).
- Optioned to Triple-A Rochester July 14...batted .375 (15-for-40) with four home runs and 13 RBI in his return to Rochester...recalled by Minnesota August 2.
- Hit safely in season-high nine straight games August 7-15, including homering in three straight August 9-10 (doubleheader vs. Chicago-AL on 9th).
- Recorded six RBI September 22 at Oakland, tying a Twins rookie record, originally set by Tony Oliva in 1964; it was most for a Twin since Mauer had seven in July 2010.
- Finished with 14 home runs, tying him with Tim Lincecum (1984) for 10th most for a rookie in Twins history and most since Marty Cordova had 24 in 1995.
- Led American League rookies in home runs, second in slugging percentage (.430), tied for second in extra-base hits (33), third in RBI (43), fourth in total bases (151), tied for fourth in doubles, tied for sixth in multi-hit games (24), seventh in hits (88) and eighth in batting average (.251).

**2012:** Started the season with Single-A Ft. Myers, hitting .309 (64-for-207) in 55 games...named Twins minor league Player of the Month for May, batting .358 (39-for-109) with 10 doubles, one triple, four home runs, 18 RBI, six walks and 10 runs scored; second career Player of the Month honor...named Florida State League Player of the Week May 28-June 3, batting .571 (12-for-21) with three home runs and seven RBI in six games...selected to Florida State League All-Star Game; participated in the Home Run Derby...promoted to Double-A New Britain June 18...named Twins minor league Player of the Week for the week ending July 20, batting .370 (10-for-27) with two doubles, three home runs, seven RBI and eight runs scored in eight games...named Eastern League Player of the Week August 6-August 12, batting .455 (10-for-22) with five doubles, two home runs, 11 RBI, four runs scored and six walks in seven games...named Eastern League Player of the Week for the second time, August 27-September 3, batting .382 (13-for-34) with one double, two triples, two home runs, 10 RBI, eight runs scored and two walks in eight games...selected to All-Star Futures Game in Kansas City, going 1-for-2 with an RBI double for Team World...recorded three grand slams for New Britain: July 19 at Harrisburg, August 7 at Binghamton and August 26 at New Hampshire...batted .338 (114-for-337) against right-handed pitching, the second highest in the organization...recipient of the Sherry Robertson Award for the Twins minor league Player of the Year, voted on by the Twin Cities chapter of the BBWAA...hit .320 (150-for-469) with 36 doubles, eight triples, 17 home runs, 98 RBI, 76 runs scored and a .388 on-base percentage in 124 games at both Ft. Myers and New Britain combined...recorded 40 multi-hit games between Single-A and Double-A...led Twins minor leaguers in hits (150) and total bases (253), was second in doubles (36) and RBI (98), fourth in runs scored (76), triples (8) and batting average (.320), fifth in home runs (17), and sixth in walks (51)...ranked sixth best prospect in the Eastern League and seventh best prospect in the Florida State League by *Baseball America* following the 2012 season...named to the *Baseball America* minor league All-Star Second Team...named a Double-A All-Star outfielder by Topps and Minor League Baseball, and an outfielder on MiLB.com Twins organizational All-Star team...ranked third best prospect in the Twins organization by *Baseball America* entering the 2013 season.

**2011:** Began season with Single-A Beloit and hit .352 (25-for-71) in 20 games for the Snappers...named Midwest Player of the Week, batting .480

## GAME HIGHS

### 2013

**Hits:** 4, 5/8 at BOS  
**HR:** 1, 14x, last 9/22 at OAK  
**RBI:** 6, 9/22 at OAK  
**Grand Slams:** - -  
**Hit-Streak:** 9, 8/7-15  
**SB:** 1, 7/6 at TOR

### CAREER

**Hits:** 4, 5/8/13 at BOS  
**HR:** 1, 14x, last 9/22/13 at OAK  
**RBI:** 6, 9/22/13 at OAK  
**Grand Slams:** - -  
**Hit-Streak:** 9, 8/7-15/13  
**SB:** 1, 7/6/13 at TOR





(12-for-25) with four home runs, eight RBI and nine runs scored in six games April 25-May 1...placed on disabled list with right UCL strain May 1...went on rehab assignment with GCL Twins and was reinstated June 26...transferred to Single-A Ft. Myers June 26 and recorded four hits and three RBI (5 at-bats) in his ninth game with the Miracle...hit second professional grand slam August 8 at Palm Beach...played two games for Tigres de Aragua in the Venezuelan Winter League...added to the Twins 40-man roster (November) following the 2011 season...ranked fifth best prospect in the Twins organization by *Baseball America* entering the 2012 season.

**2010:** Spent season with Rookie Elizabethton...homered in each of his first three games...named the Appalachian League Player of the Week June 21 and July 12...named Twins minor league Player of the Week for the week ending July 23, batting .375 (12-for-32) with five doubles, two home runs, six RBI, nine runs scored and three walks in eight games...named Twins minor league Player of the Month for July, batting .376 (47-for-125) with 13 doubles, eight home runs, 25 RBI, 24 runs scored and eight walks in 30 games...batted .330 (29-for-88) against left-handed pitching and .398 (68-for-171) against right-handers...led team in batting average (.375), slugging percentage (.672), doubles (21), home runs (14) and RBI (57)...had 30 multi-hit games...led Appalachian League in batting average, RBI, hits, on-base percentage, slugging percentage, extra base hits, was second in home runs and triples, and third in doubles and runs scored...named *Baseball America* Rookie All-Star, Rookie Player of the Year and third ranked prospect in Appalachian League...ranked ninth best prospect in the Twins organization by *Baseball America*...named to Topps' Short-Season/Rookie All-Star team...named to MiLB.com's 2010 Twins organizational All-Star team.

**2009:** Led GCL Twins in games (44), hits (46), doubles (11) and slugging percentage (.455) and was second in at-bats (167), runs (20), RBI (24) and stolen bases (8)...played three games with Tigres de Aragua of the Venezuelan Winter League...ranked 18th best prospect in Twins organization by *Baseball America* entering 2010 season.

**2008:** Spent first professional season with DSL Twins...hit first professional home run July 15 at DSL Cubs...hit first professional grand slam July 31 vs. DSL White Sox...split time defensively between left field and center field...tied for team lead in RBI (36).

**PROFESSIONAL:** Signed as an undrafted free agent July 4, 2007; signed by scout Jose Leon.



ARCIA'S PLAYING RECORD																			
YEAR	CLUB	AVG	G	AB	R	H	2B	3B	HR	RBI	SH	SF	HB	BB	SO	SB	CS	E	OBP
2008	DSL Twins	.293	61	229	38	67	12	4	4	36	0	1	2	16	27	8	7	3	.343
2009	GCL Twins	.275	44	167	20	46	11	2	5	24	0	3	2	15	18	8	0	0	.337
2010	Elizabethton	.375	64	259	47	97	21	7	14	51	0	1	4	19	67	4	4	0	.424
2011	GCL Twins	.500	2	8	1	4	1	1	0	1	0	0	0	0	1	0	0	0	.500
	Beloit	.352	20	71	18	25	8	1	5	18	0	1	0	9	16	2	2	0	.420
	Ft. Myers	.263	59	213	27	56	14	2	8	32	0	2	3	9	53	1	1	3	.300
2012	Ft. Myers	.309	55	207	22	64	16	3	7	31	1	3	1	23	45	1	3	2	.376
	New Britain	.328	69	262	54	86	20	5	10	67	0	4	5	28	62	3	2	5	.398
2013	Rochester	.313	38	128	25	40	6	0	10	30	0	1	4	22	37	2	1	0	.426
	MINNESOTA	.251	97	351	34	88	17	2	14	43	0	0	4	23	117	1	2	2	.304
Minor League Totals		.314	412	1544	252	485	109	25	63	290	1	16	21	141	326	29	20	13	.376
Major League Totals		.251	97	351	34	88	17	2	14	43	0	0	4	23	117	1	2	2	.304

ARCIA'S CAREER FIELDING RECORD								
POSITION	PCT	G	PO	A	E	TC	DP	PB
Outfield	.989	83	167	5	2	174	2	—

#### 2013 AMERICAN LEAGUE ROOKIE RANKINGS

##### HOME RUNS

1. Oswaldo Arcia, MIN ..... 14
2. Wil Myers, TB ..... 13
- Conor Gillaspie, CWS ..... 13
4. Nick Franklin, SEA ..... 12
5. 4 tied ..... 8

##### RBI

1. Wil Myers, TB ..... 53
2. Nick Franklin, SEA ..... 45
3. Oswaldo Arcia, MIN ..... 43
4. Brandon Barnes, HOU ..... 41
5. Conor Gillaspie, CWS ..... 40

##### EXTRA-BASE HITS

1. Wil Myers, TB ..... 36
2. Oswaldo Arcia, MIN ..... 33
- Nick Franklin, SEA ..... 33
4. Conor Gillaspie, CWS ..... 30
5. 2 tied ..... 26

##### DOUBLES

1. Wil Myers, TB ..... 23
2. J.B. Shuck, LAA ..... 20
- Nick Franklin, SEA ..... 20
3. Oswaldo Arcia, MIN ..... 17
- David Lough, KC ..... 17
- Brandon Barnes, HOU ..... 17

##### SLUGGING PERCENTAGE

1. Wil Myers, TB ..... .478
2. Oswaldo Arcia, MIN ..... .430
3. Avisail Garcia, DET/CWS ..... .422
4. Brad Miller, SEA ..... .418
5. David Lough, KC ..... .413

##### TOTAL BASES

1. Wil Myers, TB ..... 160
- J.B. Shuck, LAA ..... 160
3. Conor Gillaspie, CWS ..... 159
4. Oswaldo Arcia, MIN ..... 151
5. 2 tied ..... 141





# JASON BARTLETT

**HEIGHT/WEIGHT:** 6-0/190

**BORN:** 10/30/79 in Mountain View, CA

**RESIDES:** Redington Beach, FL

**ACQUIRED:** Signed as free agent, 11/11/13

**M.L. SERVICE:** 7 years, 53 days

**CONTRACT STATUS:** Signed thru 2014

**BATS/THROWS:** R/R

**OPENING DAY AGE:** 34

**NON-ROSTER INVITE**



**PERSONAL:** Jason Alan Bartlett...wife, Kelly (Chevez)...sons Jayden and Jagger...wife, Kelly is a former All-Atlantic 10 lacrosse player at St. Bonaventure University...1997 graduate of St. Mary's (CA) High School...attended the University of Oklahoma...father-in-law, Tony Chevez, pitched in four games for the Orioles in 1977.

## 2013:

- Did not play baseball professionally.

**2012:** Started season with San Diego, hitting .133 (11-for-83) with five doubles, four RBI and 27 strikeouts...placed on 15-day disabled list May 15 with right knee strain; had knee surgery in June and was transferred to 60-day disabled list June 7...released August 23.

**2011:** Played first season with San Diego after being acquired via trade from the Rays December 17, 2010 along with a Player to be Named Later, in exchange for pitchers Brandon Gomes, Adam Russell and Cesar Ramos, and infielder Cole Figueroa...recorded an RBI in nine straight games May 8-17, tying a club record...tied for team-lead in hits (136)...ranked second on club in multi-hit games (34).

**2010:** Made third straight Opening Day start for Rays, tying Julio Lugo (2004-06) and Kevin Stocker (1998-2000) for most Opening Day starts at shortstop in Rays history...placed on 15-day disabled list May 30-June 15 with a right hamstring strain; played in one game on rehab assignment with Single-A Charlotte...recorded two of Rays five walk-off hits -- May 17 vs. Cleveland and July 11 vs. Cleveland...hit 21st consecutive solo home run, the second longest such streak in major league history, behind Curtis Granderson's 23 from 2007-08...hit first career grand slam August 5 vs. Minnesota, as a pinch hitter...posted a .977 fielding percentage, third-highest among AL shortstops.

**2009:** Hit safely in 19 straight games May 15-June 25, setting a club record; placed on 15-day disabled list during middle of streak with sprained left ankle May 26-June 15...earned first career All-Star selection as a reserve, going 0-for-1...reached base via hit or walk in all but 15 games, the Rays went 3-12 in those games...hit .386 with runners in scoring position, leading the AL and setting a Rays record; became just the third AL shortstop to lead the league in average with RISP (Alan Trammell — .379 in 1990 and Michael Young — .412 in 2006)...ranked third among all AL shortstops in batting average (.320), on-base percentage (.393) and slugging percentage (.490)...his batting average stayed at .317-or-higher all season...established a Rays franchise record with a .320 batting average, surpassing the previous mark of .315, set by Carl Crawford in 2007.

**2008:** Spent season with Tampa Bay...placed on disabled list July 4-23 with a right knee sprain, missing 16 games...placed on disabled list again August 4-13 after being hit on the right index finger on a foul bunt attempt, missed nine games...ranked second among AL shortstops in batting average (.286) and first in stolen bases (20)...placed 18th in AL Most Valuable Player voting, tallying 12 points...named Rays Most Valuable Player by the Tampa Bay Chapter of the BBWAA.

**2007:** Spent first full season in major leagues and was Twins Opening Day shortstop...set a career-high in games (140)...led the team in stolen bases (23), second most among AL shortstops...was acquired by Tampa Bay via trade November 28, along with pitchers Matt Garza and Eduardo Morlan, in exchange for outfielders Delmon Young and Jason Pridie, and infielder Brendan Harris.

**2006:** Began season at Triple-A Rochester...recalled June 14...committed 22 errors on the season, including just one in his first 23 games from June 14-July 9...recorded first career five-hit game August 6 at Kansas City...hit second home run of the season, a three-run shot, September 19 at Boston...drove in the game-winning run in the Twins 2-1 win over the Royals with the bases loaded in the 10th inning September 28...appeared in 99 consecutive games after being recalled.

**2005:** Made Twins Opening Day roster and was in Opening Day lineup, batting second at shortstop...hit first major league home run April 12 vs. Detroit off Mike Maroth...recorded first career four-hit game August 27 at Texas...ranked 10th among American League rookies in walks (21) and on-base percentage (.316).

**2004:** Began season at Triple-A Rochester...placed on disabled May 10-July 15 with broken right wrist...recalled July 27...made major league debut August 3 vs. Anaheim...optioned August 6...recalled September 7...recorded first major league hit and RBI September 21 at Chicago-AL, singling off Jon Garland...ranked 10th best prospect in International League by *Baseball America*...played for Grand Canyon in the Arizona Fall League.

**2003:** Spent first season in Twins organization with Double-A New Britain...named Twins minor league Player of the Week June 14-20...selected to Eastern League All-Star Game...named Eastern League Player of the Week July 16-22...named to Eastern League postseason All-Star Team...named Double-A All-Star and second team minor league All-Star by *Baseball America*...ranked ninth best prospect in Eastern League by *Baseball America*...tied for second in league in runs (96), was third in stolen bases (41) and fourth in hits (162)...led Twins minor leagues in runs, walks (58) and stolen bases, was second in triples (8), third in hits and fourth in total bases (233)...tied for eighth among all minor leaguers in runs.

**2002:** Began season at Lake Elsinore (San Diego)...placed on disabled April 17-28 with ligament strain in left hand...acquired by Minnesota via trade from San Diego July 12, in exchange for outfielder Brian Buchanan...led Padres organization in stolen bases (32) and was ninth in runs (57).

**2001:** Ranked fourth in Northwoods League in runs (49), tied for fifth in hits (80) and 10th in average (.300)...named to Northwoods League All-Star team...rated ninth best prospect in Northwest League by *Baseball America*.

**PROFESSIONAL:** San Diego's 13th round pick in the 2001 First-Year Player Draft; signed by scout Lane Decker.

## GAME HIGHS

### 2013

Hits: --

HR: --

RBI: --

Grand Slams: --

Hit-Streak: --

SB: --

### CAREER

Hits: 5, 8/6/06 at KC

HR: 1, 31x, last 8/3/11 vs. LAD

RBI: 5, 5/18/09 vs. OAK

Grand Slams: 1, 8/5/10 vs. MIN

Hit-Streak: 19, 5/15-6/25/09

SB: 3, 5/29/08 vs. CWS





# BARTLETT'S PLAYING RECORD

YEAR	CLUB	AVG	G	AB	R	H	2B	3B	HR	RBI	SH	SF	HB	BB	SO	SB	CS	E	OBP
2001	Eugene	.300	68	267	49	80	12	4	3	37	2	3	4	28	47	12	4	17	.371
2002	Lake Elsinore	.250	75	308	57	77	14	4	1	33	1	2	5	32	53	24	5	22	.329
	Ft. Myers	.262	39	145	24	38	7	0	2	9	1	3	2	17	24	11	2	7	.341
2003	New Britain	.296	139	548	96	162	31	8	8	48	4	6	20	58	67	41	24	20	.380
2004	GCL Twins	.357	5	14	1	5	1	0	0	1	0	0	1	0	3	0	0	2	.400
	Rochester	.331	67	269	54	89	15	7	3	29	2	2	7	33	37	7	3	19	.415
	MINNESOTA	.083	8	12	2	1	0	0	0	1	1	0	0	1	1	2	0	2	.154
2005	Rochester	.332	61	229	41	76	10	2	5	33	0	7	4	29	34	2	2	12	.405
	MINNESOTA	.241	74	224	33	54	10	1	3	16	2	1	4	21	37	4	0	7	.316
2006	Rochester	.306	58	235	42	72	23	3	1	20	0	3	2	10	28	6	3	8	.336
	MINNESOTA	.309	99	333	44	103	18	2	2	32	1	5	11	22	46	10	5	13	.367
2007	MINNESOTA	.265	140	510	75	135	20	7	5	43	0	2	8	50	73	23	3	26	.339
2008	TAMPA BAY	.286	128	454	48	130	25	3	1	37	5	4	9	22	69	20	6	16	.329
2009	Charlotte	.455	3	11	2	5	0	1	0	0	0	0	0	2	2	0	1	1	.538
	TAMPA BAY	.320	137	500	90	160	29	7	14	66	4	4	5	54	89	30	7	20	.389
2010	Durham	.667	1	3	0	2	1	0	0	0	0	0	0	1	1	0	0	0	.750
	TAMPA BAY	.254	135	468	71	119	27	3	4	47	11	3	5	45	83	11	6	11	.324
2011	SAN DIEGO	.245	139	554	61	136	22	3	2	40	5	6	5	48	98	23	10	18	.308
2012	SAN DIEGO	.133	29	83	8	11	5	0	0	4	2	1	0	12	27	0	0	5	.240
2013	DID NOT PLAY																		
	Minor League Totals	.299	516	2029	366	606	114	29	23	210	10	26	45	210	296	103	44	108	.373
	Major League Totals	.271	889	3138	432	849	156	26	31	286	31	26	47	275	523	123	37	118	.336

# BARTLETT'S CAREER FIELDING RECORD

POSITION	PCT	G	PO	A	E	TC	DP	PB
Shortstop	.968	865	1197	2367	118	3682	470	—
Second Base	1.000	1	0	1	0	1	0	—
Totals	.968	866	1197	2368	118	3683	470	—

# BARTLETT'S DIVISION SERIES RECORD

YEAR	OPPONENT	AVG	G	AB	R	H	2B	3B	HR	RBI	SH	SF	HB	BB	SO	SB	CS	E	OBP
2006	Oakland	.273	3	11	0	3	1	0	0	0	0	0	0	0	2	0	0	2	.273
2008	Chicago-AL	.286	4	14	3	4	1	0	0	0	0	0	0	1	3	0	0	0	.333
2010	Texas	.400	5	15	0	6	1	0	0	0	0	0	1	1	1	0	0	0	.471
	Division Series Totals	.325	12	40	3	13	3	0	0	0	0	0	1	2	6	0	0	2	.372

# BARTLETT'S LEAGUE CHAMPIONSHIP SERIES RECORD

YEAR	OPPONENT	AVG	G	AB	R	H	2B	3B	HR	RBI	SH	SF	HB	BB	SO	SB	CS	E	OBP
2008	Boston	.217	7	23	4	5	0	1	1	1	0	0	2	1	5	1	0	2	.308

# BARTLETT'S WORLD SERIES RECORD

YEAR	OPPONENT	AVG	G	AB	R	H	2B	3B	HR	RBI	SH	SF	HB	BB	SO	SB	CS	E	OBP
2008	Philadelphia	.214	5	14	1	3	0	0	0	2	1	0	0	2	2	1	0	0	.313

# BARTLETT'S ALL-STAR GAME RECORD

YEAR	HOST	AVG	G	AB	R	H	2B	3B	HR	RBI	SH	SF	HB	BB	SO	SB	CS	E	OBP
2009	St. Louis	.000	1	1	0	0	0	0	0	0	0	0	0	0	0	0	0	0	.000





# JAMES BERESFORD

**HEIGHT/WEIGHT:** 6-1/170

**BORN:** 1/19/89 in Mount Waverly, AUS

**RESIDES:** Glen Waverly, AUS

**ACQUIRED:** Signed as an undrafted free agent, 8/13/05

**M.L. SERVICE:** None

**CONTRACT STATUS:** Signed thru 2014

**BATS/THROWS:** L/R

**OPENING DAY AGE:** 25

**NON-ROSTER INVITE**



**PERSONAL:** James Richard Beresford (pronounced BEAR-ess-ferd)...attended Wesley College in Melbourne, Victoria (Australia)...played with Waverly Baseball Club in Australia and was named club Most Valuable Player before signing with the Twins in 2005...younger brother Simon was drafted by Milwaukee in 32nd round of 2002 First-Year Player Draft.

## 2013:

- Represented team Australia in the World Baseball Classic, hitting .182 (2-for-11) with one walk in three games.
- Earned an invite to Twins spring training, reassigned to minor league camp March 14 and reported to Double-A New Britain.
- Hit .319 (22-for-69) in 21 April games and .333 (23-for-69) in 18 May games.
- Placed on 7-day disabled list May 4 with a groin strain; reinstated May 17.
- Hit safely in 19 of final 24 games for the Rock Cats and was promoted to Triple-A Rochester June 10.
- Hit .351 (20-for-57) with 14 runs scored in 18 July games and .303 (27-for-89) in 24 August games.
- Combined to hit .306 (109-for-356) in 103 games between both levels, including a .336 (96-for-286) average against right-handed pitching and a .186 (13-for-70) average against left-handers.

**2012:** Spent entire season with Double-A New Britain...led the Rock Cats in games played at second base (53) and shortstop (60)...finished season first on the team in sacrifice hits (7), fifth in games played (114), hits (98) and walks (35), and tied for fourth in triples (3)...committed just 10 errors on the season in 491 total chances (.980 fielding percentage)...named to 2013 Australia roster for World Baseball Classic.

**2011:** Spent entire season with Single-A Ft. Myers...led team in games (131), at-bats (485) and hits (131) for second consecutive season...hit .358 (39-for-109) with four doubles, nine RBI and 16 walks in July, hitting safely in 23 of 29 games.

**2010:** Spent entire season with Single-A Beloit...led team in games (126), at-bats (491), hits (146) and was second in runs (70) and batting average (.297)...went 14-for-14 in stolen base attempts...started the season hitting .057 (2-for-35) in first 10 games April 8-20...raised overall batting average .082 points in May (.164 to .246), batting .291 (32-for-110) with four doubles and nine RBI...hit first career home run July 11 against Quad Cities...played in the Australian Baseball League over the winter for Melbourne, batting .421 (16-for-38).

**2009:** Spent entire season with Single-A Beloit...led organization in sacrifice hits (17) and team in at-bats (450) and hits (130), and was second in games (114), runs (52) and stolen bases (15)...had first career four-hit game July 16 vs. Burlington...named Beloit's 2009 Player of the Year...represented team Australia in the World Baseball Classic, batting .444 (4-for-9) with a double and four RBI in three games.

**2008:** Spent entire season with Rookie Elizabethton...led team in sacrifice hits (5).

**2007:** Started professional career in Rookie Gulf Coast League, batting .288 (40-for-139) with a .349 on-base percentage.

**2006:** Disabled entire season with surgery to repair torn labrum in right shoulder.

**PROFESSIONAL:** Signed as a undrafted free agent August 13, 2005; signed by Twins scout Howard Norsetter.

## BERESFORD'S PLAYING RECORD

YEAR	CLUB	AVG	G	AB	R	H	2B	3B	HR	RBI	SH	SF	HB	BB	SO	SB	CS	E	OBP
2007	GCL Twins	.288	45	139	22	40	2	0	0	14	6	0	1	12	23	7	2	12	.349
2008	Elizabethton	.246	55	179	26	44	5	1	0	23	5	0	2	25	35	1	4	23	.345
2009	Beloit	.289	114	450	52	130	11	0	0	38	17	1	3	34	70	15	11	25	.342
2010	Beloit	.297	126	491	70	146	19	5	1	59	7	2	6	34	56	14	14	18	.349
2011	Ft. Myers	.270	131	485	51	131	12	1	0	37	9	6	2	43	63	4	8	20	.328
2012	New Britain	.266	114	369	38	98	12	3	0	25	7	1	1	35	53	3	3	10	.330
2013	New Britain	.316	45	158	21	50	5	0	0	19	4	3	2	14	22	5	0	4	.373
	Rochester	.298	58	198	34	59	7	1	0	21	5	1	2	16	29	5	2	4	.355
<b>Minor League Totals</b>		<b>.283</b>	<b>688</b>	<b>2469</b>	<b>314</b>	<b>698</b>	<b>73</b>	<b>11</b>	<b>1</b>	<b>236</b>	<b>60</b>	<b>14</b>	<b>19</b>	<b>213</b>	<b>351</b>	<b>54</b>	<b>44</b>	<b>116</b>	<b>.343</b>

## BERESFORD'S WORLD BASEBALL CLASSIC RECORD

YEAR	CLUB	AVG	G	AB	R	H	2B	3B	HR	RBI	SH	SF	HB	BB	SO	SB	CS	E	OBP
2009	Australia	.444	3	9	0	4	1	0	0	4	0	1	0	0	0	0	0	1	.400
2013	Australia	.182	3	11	0	2	0	0	0	0	0	0	0	1	1	0	0	1	.250
<b>WBC Totals</b>		<b>.300</b>	<b>6</b>	<b>20</b>	<b>0</b>	<b>6</b>	<b>1</b>	<b>0</b>	<b>0</b>	<b>4</b>	<b>0</b>	<b>1</b>	<b>0</b>	<b>1</b>	<b>1</b>	<b>0</b>	<b>0</b>	<b>2</b>	<b>.318</b>





# DOUG BERNIER

**HEIGHT/WEIGHT:** 6-1/185

**BORN:** 6/24/80 in Santa Maria, CA

**RESIDES:** Palm Beach Gardens, FL

**ACQUIRED:** Signed as minor league free agent, 2/1/13

**M.L. SERVICE:** 86 days

**CONTRACT STATUS:** Signed thru 2014

**BATS/THROWS:** R/R

**OPENING DAY AGE:** 33

**NON-ROSTER INVITE**



**PERSONAL:** Douglas Howell Bernier (pronounced ber-NEER)...attended Oral Roberts University...founder of ProBaseballInsider.com, a website that teaches baseball players skills and fundamentals.

## 2013:

- Started season with Triple-A Rochester.
- Recorded a nine-game hit-streak June 2-10, batting .367 (11-for-30); first nine-plus game hit-streak since April 24-May 5, 2005 with Double-A Tulsa.
- 41 RBI with Rochester were the second highest RBI total of his career and most since 2008 (42 with Triple-A Colorado Springs in 2008).
- Played 45 straight games without going back-to-back games without a hit, May 28 to end of the season with Rochester.
- Set single-game career-high with four RBI twice: April 25 at Syracuse and June 19 vs. Scranton/Wilkes-Barre.
- Hit .350 (35-for-100) with 14 extra-base hits (10 doubles, 3 triples, 1 home run) and 15 RBI in 29 June games.
- Had career-high 11-game hitting streak June 26-July 7, batting .381 (16-for-42) during the streak.
- Career-high five hits April 25 at Syracuse.
- Hit .338 (48-for-142) with 18 extra-base hits (12 doubles, 5 triples, 1 home run), 29 runs and 20 RBI from June 1 to promotion to Minnesota July 14...recorded a hit in 34 of 40 games over that span.
- Made Twins debut July 21 vs. Cleveland as a defensive replacement, playing third base.
- Recorded first career major league hit and RBI, with a double off Joe Blanton July 22 at Los Angeles-AL.
- Outrighted to Triple-A Rochester October 4.

**2012:** Spent entire season with Triple-A Scranton/Wilkes-Barre (New York-AL)...recorded season-high six-game hitting streak April 7-14...placed on 7-day disabled list with a left oblique strain May 7-June 6...placed on 7-day disabled list with a right great toe infection August 22-September 1.

**2011:** Spent entire season with Scranton/Wilkes-Barre after signing as a minor league free agent December 14, 2010...hit .304 (14-for-46) in 16 June games...recorded season-high four hits July 4 vs. Lehigh Valley...recorded season-high four RBI July 25 at Buffalo.

**2010:** Spent entire season with Triple-A Indianapolis (Pittsburgh) after signing as a minor league free agent January 29, 2010...placed on 7-day disabled list with a right ankle sprain April 8-22...placed on 7-day disabled list with a left ankle sprain July 13-22...declared free agency November 6.

**2009:** Spent the entire season with Triple-A Scranton/Wilkes-Barre after signing as a minor league free agent December 3, 2008...placed on 7-day disabled list with left ankle sprain August 6-17...placed on 7-day disabled list again with a left ankle sprain August 19-September 1...declared free agency November 9.

**2008:** Started season with Triple-A Colorado Springs (Colorado)...recorded first career two-homer game June 2 vs. Sacramento...played 54 games for the Sky Sox before having his contract selected by Colorado June 17...made major league debut as defensive replacement June 17 vs. Cleveland...went 0-for-4 in second career game, first career start, June 19 vs. Cleveland, batting eighth and playing second base...optioned back to Colorado Springs June 20.

**2007:** Spent entire season with Triple-A Colorado Springs...hit .310 (67-for-216), his highest single-season minor league batting average.

**2006:** Spent entire season with Double-A Tulsa (Colorado), hitting .280 (69-for-246) with 16 doubles and three triples in 87 games.

**2005:** Started season with Double-A Tulsa and hit .302 (26-for-86) through first 27 games of the season...led Texas League shortstops with a .974 fielding percentage.

**2004:** Spent entire season with Single-A Visalia (Colorado), hitting .272 (95-for-349) with 13 doubles in 102 games.

**2003:** Spent entire season with Single-A Visalia...finished fifth in California League in walks (64).

**2002:** Spent entire season with Single-A Tri-City (Colorado)...led Northwest League in walks (58).

**PROFESSIONAL:** Signed by Colorado as an undrafted free agent June 12, 2002; signed by scout Dar Cox.

## GAME HIGHS

### 2013

**Hits:** 2, 8/25 at CLE

**HR:** - -

**RBI:** 1, 5x, last 9/1 at TEX  
**Grand Slams:** - -

**Hit-Streak:** 4, 2x, last 8/16-9/1

**SB:** 1, 2x, last 8/4 vs. HOU

### CAREER

**Hits:** 2, 8/25/13 at CLE

**HR:** - -

**RBI:** 1, 5x, last 9/1/13 at TEX  
**Grand Slams:** - -

**Hit-Streak:** 4, 2x, last 8/16-9/1/13

**SB:** 1, 2x, last 8/4/13 vs. HOU



PLAYERS

2014  
ASG



# BERNIER'S PLAYING RECORD

YEAR	CLUB	AVG	G	AB	R	H	2B	3B	HR	RBI	SH	SF	HB	BB	SO	SB	CS	E	OBP
2002	Tri-City	.197	64	208	26	41	5	0	1	24	8	1	4	58	55	3	4	11	.380
2003	Visalia	.201	84	268	50	54	5	0	0	21	6	1	2	64	63	12	2	17	.358
2004	Visalia	.272	102	349	56	95	13	1	3	24	3	0	2	45	94	5	4	14	.359
2005	Tulsa	.203	117	369	33	75	14	2	3	39	11	7	8	46	103	1	4	14	.300
2006	Tulsa	.280	87	246	44	69	16	3	1	27	9	2	2	30	46	4	1	10	.361
2007	Colorado Springs	.310	97	216	27	67	15	0	2	27	2	2	1	31	51	4	2	5	.396
2008	Colorado Springs	.255	110	337	58	86	10	4	9	42	5	4	8	64	79	1	2	7	.383
	<b>COLORADO</b>	<b>.000</b>	<b>2</b>	<b>4</b>	<b>0</b>	<b>0</b>	<b>0</b>	<b>0</b>	<b>0</b>	<b>0</b>	<b>0</b>	<b>0</b>	<b>0</b>	<b>0</b>	<b>1</b>	<b>0</b>	<b>0</b>	<b>0</b>	<b>.000</b>
2009	Scranton/Wilkes-Barre	.181	79	227	33	41	9	2	0	20	4	1	7	34	71	1	0	5	.305
2010	Indianapolis	.240	69	200	24	48	14	0	1	15	7	1	1	17	48	6	1	9	.301
2011	Scranton/Wilkes-Barre	.237	95	291	32	69	13	4	0	29	4	1	3	37	78	4	1	6	.328
2012	Scranton/Wilkes-Barre	.201	58	174	13	35	9	0	0	10	6	1	0	27	49	1	2	5	.307
2013	Rochester	.295	92	302	47	89	15	5	3	41	10	3	7	31	74	4	2	6	.370
	<b>MINNESOTA</b>	<b>.226</b>	<b>33</b>	<b>53</b>	<b>9</b>	<b>12</b>	<b>3</b>	<b>0</b>	<b>0</b>	<b>5</b>	<b>2</b>	<b>0</b>	<b>1</b>	<b>8</b>	<b>15</b>	<b>2</b>	<b>1</b>	<b>0</b>	<b>.339</b>
Minor League Totals		.241	1054	3187	443	769	138	21	23	319	75	24	45	484	811	46	25	109	.347
National League Totals		.000	2	3	0	0	0	0	0	0	0	0	0	0	1	0	0	0	.000
American League Totals		.226	33	53	9	12	3	0	0	5	2	0	1	8	15	2	1	0	.339
Major League Totals		.211	35	57	9	12	3	0	0	5	2	0	1	8	16	2	1	0	.318

# BERNIER'S CAREER FIELDING RECORD

POSITION	PCT	G	PO	A	E	TC	DP	PB
Shortstop	1.000	20	17	46	0	63	9	—
Third Base	1.000	7	0	2	0	2	0	—
Second Base	1.000	4	1	2	0	3	0	—
Totals	1.000	31	18	50	0	68	9	—

# AMERICAN LEAGUE CENTRAL HISTORY

YEAR	CHAMPION	RECORD	TWINS FINISH
1994*	Chicago White Sox	67-46	Fourth place with a record of 53-60, 15.0 games back
1995	Cleveland Indians	100-44	Fifth place with a record of 56-88, 44.0 games back
1996	Cleveland Indians	78-84	Fourth place with a record of 78-84, 21.5 games back
1997	Cleveland Indians	86-75	Fourth place with a record of 68-94, 18.5 games back
1998	Cleveland Indians	89-73	Fourth place with a record of 70-92, 19.0 games back
1999	Cleveland Indians	97-65	Fifth place with a record of 63-97, 33.0 games back
2000	Chicago White Sox	95-67	Fifth place with a record of 69-93, 26.0 games back
2001	Cleveland Indians	91-71	Second place with a record of 85-77, 6.0 games back
2002	Minnesota Twins	94-67	Lost 4 games to 1 in the ALCS to the Anaheim Angels
2003	Minnesota Twins	90-72	Lost 3 games to 1 in the ALDS to the New York Yankees
2004	Minnesota Twins	92-70	Lost 3 games to 1 in the ALDS to the New York Yankees
2005	Chicago White Sox	99-63	Third place with a record of 83-79, 16.0 games back
2006	Minnesota Twins	96-66	Swept in three games in the ALDS by the Oakland Athletics
2007	Cleveland Indians	96-66	Third place with a record of 79-83, 17.0 games back
2008	Chicago White Sox	89-74	Second place with a record of 88-75, 1.0 game back
2009	Minnesota Twins	87-76	Swept in three games in the ALDS by the New York Yankees
2010	Minnesota Twins	94-68	Swept in three games in the ALDS by the New York Yankees
2011	Detroit Tigers	95-67	Fifth place with a record of 63-99, 32.0 games back
2012	Detroit Tigers	88-74	Fifth place with a record of 66-96, 22.0 games back
2013	Detroit Tigers	93-69	Fourth place with a record of 66-96, 27.0 games back

\*Season cut short due to work stoppage





# JAREDBURTON

**HEIGHT/WEIGHT:** 6-5/225

**BORN:** 6/2/81 in Westminster, SC

**RESIDES:** Westminster, SC

**ACQUIRED:** Signed as minor league free agent, 11/14/11

**M.L. SERVICE:** 6 years, 14 days

**CONTRACT STATUS:** Signed thru 2014

**BATS/THROWS:** R/R

**OPENING DAY AGE:** 32



**PERSONAL:** Levi Jared Burton...1999 graduate of West Oak (S.C.) High School...attended Western Carolina University in Cullowhee, N.C.

## 2013:

- Began season on Twins Opening Day roster for second consecutive season.
- Posted a 0.96 ERA (9.1 IP, 1 ER) in 10 April appearances.
- Did not allow a home run in first 19 appearances (18.0 IP) April 3-May 17.
- Recorded first save of the season May 11 vs. Baltimore with 1.0 scoreless inning.
- Recorded 15 holds pre-All-Star break, tied for eighth most in the American League.
- Allowed just one home run in a 28-game span (25.2 IP) June 8-August 15.
- Posted 19 consecutive scoreless appearances July 4-August 15, 17.1 scoreless innings in that span.
- Set single-season career-high with 65th appearance September 8 vs. Toronto...reached 62.1 innings pitched September 12 vs. Oakland, setting a single season career-high.
- Led the Twins with 27 holds—tied for fourth most in the AL and tied for sixth most in baseball.
- Appeared in 71 games, tied for ninth most in the AL for right-handers...led all relievers in baseball with nine losses.

## AMERICAN LEAGUE LEADERS

### HOLDS SINCE 2012

1. Joel Peralta.....	78
2. David Robertson.....	63
3. Jake McGee.....	48
4. Joe Smith.....	46
5. Jared Burton.....	45
Matt Thornton.....	45

**2012:** Was an invite to spring training after signing as a minor league free agent in November 2012...made Twins Opening Day roster, his first on a major league Opening Day roster since 2009 (Cincinnati) and fourth time in career (also Cincinnati in 2007 & 2008)...made Twins debut April 7 at Baltimore, allowing two runs on two hits in 1.0 inning...his 0.73 ERA (12.1 IP, 1 ER) in June was seventh lowest in the AL for the month (minimum of 10.0 IP)...did not allow a hit to 34 consecutive batters April 12-May 11 (11.1 IP)...walked one batter in 20-game span (20.0 IP) April 30-June 22...posted 16-game scoreless appearance streak June 12-July 29 (16.2 IP)...won first game as Twin and 11th win of career with 1.1 scoreless innings June 20 at Pittsburgh...recorded first career save with 1.0 scoreless inning June 24 at Cincinnati...earned second career save in next appearance (1.0 IP) June 25 vs. Chicago-AL...appeared in 200th career game July 7 at Texas...his .189 opponent batting average was ninth lowest in American League among relievers before All-Star break...held opponents scoreless in 35 of 39 appearances June 12 through the end of season, posting an ERA of 1.17 (38.1 IP, 5 ER) in that span...charged with six runs allowed (1 earned) August 23 at Texas, marking most for a Twins reliever since Brian Bass allowed seven May 24, 2008 at Detroit...set single-season career-high with 54th appearance September 8 vs. Cleveland; set new career-high with 55th September 9 vs. Cleveland...54 of 64 appearances on the season were scoreless...led club in holds (18), the most for a Twins reliever since Matt Guerrier had 23 in 2010...allowed just one of 13 inherited runners to score (7.7%), second lowest percentage in AL (minimum 50.0 IP)...was one of just four AL relievers and seven relievers in baseball with at least 50 appearances (64), an ERA under 2.20 (2.18) and a batting-average-against under .190 (.186), the others being Fernando Rodney (76 G, 0.60 ERA, .167 BAA), Ryan Cook (71 G, 2.09 ERA, .166 BAA), Jake McGee (69 G, 1.95 ERA, .168 BAA), Sergio Romo (69 G, 1.79 ERA, .185 BAA), Aroldis Chapman (68 G, 1.51 ERA, .141 BAA) and Craig Kimbrel (63 G, 1.01 ERA, .126 BAA).

**2011:** Started season with Cincinnati on 15-day disabled list with right shoulder inflammation (officially put on DL March 29)...transferred to 60-day disabled list April 18...had right shoulder surgery April 22...went on rehab assignment July 19-August 17, making three rehab starts for the AZL Reds, then seven rehab games for Triple-A Louisville...reinstated August 22 and officially transferred to Triple-A Louisville...eight of 11 appearances for the Bats were scoreless before being recalled September 1...made first appearance, allowing two runs in 0.2 inning September 1 vs. Philadelphia...did not allow a run in final five appearances (4.0 IP) with just three hits allowed in that time...outrighted off Cincinnati's roster October 31 and elected free agency.

**2010:** Started season with Triple-A Louisville (Cincinnati) and was placed on 7-day disabled list with thyroid dysfunction April 8-May 18...placed on disabled list again with strained left oblique August 10-31...recalled following International League playoffs September 13...made season debut with Cincinnati, tossing 1.0 scoreless inning of relief, September 16 vs. Arizona...retired all 10 batter faced, striking out one.

**2009:** Started season with Cincinnati and made 20 appearances before being optioned to Triple-A Louisville June 1 when Edinson Volquez was reinstated from the disabled list...never left the team and was recalled the next day when Volquez returned to disabled list...posted 2.19 ERA in nine more appearances for the Reds before being optioned to Louisville July 1...returned to Reds July 20 and made two more appearances before he went on disabled list with right shoulder fatigue July 26-August 9...posted 2.35 ERA in first 22 appearances after coming off the DL, including a 1.20 ERA in last 15 appearances of the season...did not allow a run in 9.0 innings over last nine appearances, his longest scoreless streak of the season.

## GAME HIGHS

### 2013

IP: 1.2, 5/23 at DET  
 Walks: 2, 3x, last 9/15 vs. TB  
 SO: 3, 3x, last 7/31 vs. KC  
 CG: --  
 Win-Streak: 1, 2x, last 8/15  
 Low-Hit: --

### CAREER

IP: 2.1, 7/21/09 at LAD  
 Walks: 3, 2x, last 6/7/09 vs. CHC  
 SO: 4, 4/4/08 vs. PHI  
 CG: --  
 Win-Streak: 7, 4/20/08-6/20/12  
 Low-Hit: --



PLAYERS

2014  
ASG



**2008:** Made second straight Opening Day roster with the Reds...posted 0.85 ERA (31.2 IP, 3 ER) in 27 appearances May 14-July 10...made first career plate appearance May 27 vs. Pittsburgh, striking out against Marino Salas...posted 2.23 ERA (48.1 IP, 12 ER) in first 43 appearances overall before being placed on 15-day disabled list with a strained right latissimus muscle July 19-September 1, missing 39 games...posted 7.84 ERA (10.1 IP, 9 ER) in 11 appearances after coming off DL...posted career-high five-game winning streak April 20-September 8.

**2007:** Made Reds Opening Day roster for first time in career and made major league debut April 4 vs Chicago-NL...disabled with strained left hamstring April 8-May 8...recorded first career strikeout, fanning Adrian Gonzalez May 14 at San Diego...placed on 15-day disabled list with lower back spasms June 12-July 6...earned first career win in a 12-inning, 2-1 victory July 23 vs. Milwaukee...received votes for the NL Rookie of the Month Award for August after going 2-0, 1.17 (15.1 IP, 2 ER) with 15 strikeouts in 16 games...posted 1.80 ERA (10.0 IP, 2 ER) in 10 September appearances and posted 1.37 ERA (26.1 IP, 4 ER) in final 27 appearances of season...ranked seventh in appearances (47) among National League rookie pitchers.

**2006:** Spent season with Double-A Midland and allowed 71 hits in 74.0 innings...earned only save of the season May 20 vs Frisco...following the season pitched for Phoenix in the Arizona Fall League, going 1-2 with 4.38 ERA and one save in 10 games...selected by Cincinnati in major league phase of Rule 5 Draft in December.

**2005:** Spent the season with Single-A Stockton (Oakland)...ranked third in California League in saves (24) and fifth in appearances (52)...won California League's Rolands Relief Man award.

**2004:** Split season between AZL Athletics and Single-A Modesto...placed on disabled list April 8 and missed first half of season recovering from August 2003 right shoulder surgery...reinstated July 21.

**2003:** Spent second professional season with Single-A Kane County (Oakland)...placed on 7-day disabled list June 7-September 16, missing final three months of the season with a right shoulder injury leading to surgery in August.

**2002:** Signed first professional contract June 12...spent first season with Single-A Vancouver (Oakland) in Northwest League.

**PROFESSIONAL:** Oakland's eighth round pick in the 2002 First-Year Player Draft; signed by scout Kelly Heath.

BURTON'S PITCHING RECORD																			
YEAR	CLUB	W-L	ERA	G	GS	CG	SH	SV	IP	H	R	ER	HR	HB	BB	SO	WP	BK	BAA
2002	Vancouver	0-4	3.58	13	5	0	0	1	37.2	32	22	15	0	2	14	38	2	1	.221
2003	Kane County	2-1	2.27	15	2	0	0	1	31.2	19	9	8	2	2	7	33	4	0	.174
2004	AZL Athletics	1-0	4.15	5	5	0	0	0	21.2	21	12	10	2	2	4	15	2	0	.247
	Modesto	3-2	4.78	10	3	0	0	0	32.0	34	19	17	6	1	20	25	4	0	.270
2005	Stockton	4-4	2.60	52	0	0	0	24	55.1	44	21	16	2	4	20	67	8	1	.212
2006	Midland	6-5	4.14	53	0	0	0	1	74.0	71	36	34	7	3	27	66	9	0	.255
2007	Chattanooga	0-1	11.81	4	0	0	0	0	5.1	10	7	7	0	0	5	3	1	0	.400
	Louisville	1-0	0.64	10	0	0	0	1	14.0	11	1	1	0	1	4	13	1	0	.224
	<b>CINCINNATI</b>	<b>4-2</b>	<b>2.51</b>	<b>47</b>	<b>0</b>	<b>0</b>	<b>0</b>	<b>0</b>	<b>43.0</b>	<b>28</b>	<b>15</b>	<b>12</b>	<b>2</b>	<b>2</b>	<b>22</b>	<b>36</b>	<b>3</b>	<b>1</b>	<b>.187</b>
2008	Louisville	0-0	4.50	2	1	0	0	0	2.0	1	1	1	0	0	2	1	1	0	.167
	<b>CINCINNATI</b>	<b>5-1</b>	<b>3.22</b>	<b>54</b>	<b>0</b>	<b>0</b>	<b>0</b>	<b>0</b>	<b>58.2</b>	<b>56</b>	<b>24</b>	<b>21</b>	<b>6</b>	<b>2</b>	<b>25</b>	<b>58</b>	<b>2</b>	<b>1</b>	<b>.249</b>
2009	Dayton	1-0	0.00	1	0	0	0	0	1.0	1	0	0	0	0	0	3	0	0	.250
	Louisville	3-0	0.82	10	0	0	0	0	11.0	8	1	1	0	0	3	10	0	0	.195
	<b>CINCINNATI</b>	<b>1-0</b>	<b>4.40</b>	<b>53</b>	<b>0</b>	<b>0</b>	<b>0</b>	<b>0</b>	<b>59.1</b>	<b>61</b>	<b>30</b>	<b>29</b>	<b>5</b>	<b>4</b>	<b>23</b>	<b>45</b>	<b>2</b>	<b>0</b>	<b>.261</b>
2010	Louisville	3-2	2.61	33	0	0	0	4	38.0	29	14	11	4	1	16	34	1	0	.204
	<b>CINCINNATI</b>	<b>0-0</b>	<b>0.00</b>	<b>4</b>	<b>0</b>	<b>0</b>	<b>0</b>	<b>0</b>	<b>3.1</b>	<b>0</b>	<b>0</b>	<b>0</b>	<b>0</b>	<b>0</b>	<b>0</b>	<b>1</b>	<b>0</b>	<b>0</b>	<b>.000</b>
2011	AZL Reds	0-1	9.00	3	3	0	0	0	4.0	7	5	4	1	0	0	6	0	0	.389
	Louisville	2-0	4.15	11	0	0	0	0	13.0	12	6	6	1	3	5	11	0	0	.250
	<b>CINCINNATI</b>	<b>0-0</b>	<b>3.86</b>	<b>6</b>	<b>0</b>	<b>0</b>	<b>0</b>	<b>0</b>	<b>4.2</b>	<b>6</b>	<b>2</b>	<b>2</b>	<b>1</b>	<b>0</b>	<b>3</b>	<b>3</b>	<b>0</b>	<b>0</b>	<b>.316</b>
2012	<b>MINNESOTA</b>	<b>3-2</b>	<b>2.18</b>	<b>64</b>	<b>0</b>	<b>0</b>	<b>0</b>	<b>5</b>	<b>62.0</b>	<b>41</b>	<b>21</b>	<b>15</b>	<b>5</b>	<b>5</b>	<b>16</b>	<b>55</b>	<b>0</b>	<b>0</b>	<b>.186</b>
2013	<b>MINNESOTA</b>	<b>2-9</b>	<b>3.82</b>	<b>71</b>	<b>0</b>	<b>0</b>	<b>0</b>	<b>2</b>	<b>66.0</b>	<b>61</b>	<b>29</b>	<b>28</b>	<b>6</b>	<b>5</b>	<b>22</b>	<b>61</b>	<b>2</b>	<b>0</b>	<b>.242</b>
Minor League Totals		26-20	3.46	222	19	0	0	32	340.2	300	154	131	25	19	127	325	33	2	.234
American League Totals		5-11	3.02	135	0	0	0	7	128.0	102	50	43	11	10	38	116	2	0	.216
National League Totals		10-3	3.41	164	0	0	0	0	169.0	151	71	64	14	8	73	143	7	2	.237
Major League Totals		15-14	3.24	299	0	0	0	7	297.0	253	121	107	25	18	111	259	9	2	.228

BURTON'S CAREER FIELDING RECORD								
POSITION	PCT	G	PO	A	E	TC	DP	PB
Pitcher	.909	299	20	40	6	66	0	—

BURTON'S BATTING RECORD														
BATTING	AVG	AB	R	H	2B	3B	HR	RBI	SH	SF	HB	BB	SO	SB
Career	.000	2	0	0	0	0	0	0	0	0	0	0	2	0





# BYRONBUXTON

**HEIGHT/WEIGHT:** 6-2/189  
**BORN:** 12/18/93 in Baxley, GA  
**RESIDES:** Baxley, GA

**ACQUIRED:** 1st round (2nd overall), 2012 First-Year Player Draft  
**M.L. SERVICE:** None  
**CONTRACT STATUS:** Signed thru 2014

**BATS/THROWS:** R/R  
**OPENING DAY AGE:** 20

**NON-ROSTER INVITE**



**PERSONAL:** Byron Keion Buxton...son, Brix Scott (12/6/13)...2012 graduate of Appling County (GA) High School...ranked top high school prospect in the country at the time of the MLB First-Year Player Draft by *Baseball America*...named 2011-12 Gatorade Georgia Player of the Year, leading Appling County High School to the Georgia Class AA State Championship in 2012...named First-Team Rawlings Preseason All-American after hitting .513 with 17 doubles, three home runs, 35 RBI and 38 stolen bases during senior season; as a pitcher, went 10-1 with five saves and 154 strikeouts in 81.0 innings pitched...struck out 18 batters in 7.0 innings pitched in the deciding game of the Georgia Class AA State Championship Series...selected to play in the Under Armour All-American Game in 2011...played football and was an All-State defensive back and receiver as a senior and All-Region as a quarterback as a junior.



## 2013:

- Began season with Single-A Cedar Rapids.
- Reached base safely in first 29 games April 4-May 8, posting a .485 on-base percentage in that span.
- Named Twins minor league Player of the Month for April, hitting .392 (31-for-79) with five doubles, three triples, four home runs, 21 RBI, 25 runs scored and nine stolen bases in 22 games.
- Hit first professional grand slam May 16 vs. Burlington.
- Recorded first professional five-hit game June 5 vs. Quad Cities, going 5-for-6 with a double and two triples.
- Named Twins minor league Player of the Week June 14, hitting .406 (13-for-32) with three doubles, nine RBI and six runs scored in seven games.
- Named a Midwest League midseason All-Star.
- Ranked top prospect in baseball at midseason by *Baseball America* and MLB.com.
- Selected to play for the U.S. in the Sirius-XM All-Star Future's Game at Citi Field in New York, going 0-for-2 with two strikeouts off the bench.
- Promoted to Single-A Ft. Myers June 24.
- Named Florida State League Player of the Week July 29, hitting .333 (10-for-30) with three triples, three home runs, six RBI, eight runs scored and six walks in seven games for the Miracle.
- Hit safely in season-high 14 straight games August 5-21.
- Named Twins minor league Player of the Month for August, hitting .402 (35-for-87) with 20 walks, 16 stolen bases, 21 runs scored and a .523 on-base percentage in 26 games...also named August Player of the Month by Topps.
- Combined to hit .334 (163-for-488) with 19 doubles, 18 triples, 12 home runs, 77 RBI, 109 runs scored and 55 stolen bases in 125 games between both levels.
- Led all minor league full-season players in triples (18), second in runs scored (109), tied for sixth in OPS (.944), 10th in hits (163) and 12th in stolen bases (55).
- Named postseason All-Star, Most Valuable Player and Prospect of the Year in the Midwest League by *Baseball America*.
- Awarded with 54th annual J.G. Taylor Spink Award as Topps/Minor League Baseball's Player of the Year; at 19-years-old, he joined Mike Trout (2010), Delmon Young (2005) and Andruw Jones (1996) as only players to win the award as a teenager...named to Topps/Minor League Baseball's Class-A All-Star Team.
- Named Minor League Player of the Year by *Baseball America* after being named Minor League All-Star, High Class-A All-Star, Low-Class A Player of the Year and Low Class-A All-Star by same publication.
- Was given the Sherry Robertson Award as Twins minor league Player of the Year.
- Played in 12 games in the Arizona Fall League with Glendale Desert Dogs, hitting .212 (11-for-52) with one double, three home runs, eight RBI and 10 runs scored before being shutdown with a right shoulder strain...named to West Division Fall Stars Team...ranked number one in the Top 20 AFL Prospect List by *Baseball America*...named to AFL Top Prospects Team.
- Named an outfielder on MiLB.com Twins organizational All-Star team.
- Named top prospect, best hitter for average, fastest baserunner, best athlete, best defensive outfielder and best outfield arm in Twins system by *Baseball America* entering 2014.

**2012:** Began professional career with GCL Twins...hit first professional home run July 7 vs. GCL Red Sox...promoted to Rookie Elizabethton August 7...hit .395 (15-for-38) in final 10 games for E-Town...ranked top prospect in Gulf Coast League by *Baseball America*...ranked 10th best prospect in Appalachian League by *Baseball America*...ranked second best prospect in Twins organization by *Baseball America* entering 2013...ranked 19th best prospect in baseball by MLB.com and 10th best by *Baseball America* entering 2013.

**PROFESSIONAL:** Signed by scout Jack Powell...selected second overall in 2012 First-Year Player Draft, the highest Twins draft pick since selecting Joe Mauer with the number one pick in the 2001 draft...was just the third second overall pick in Twins history, previous two being right-handed pitcher Adam Johnson in 2000 and first baseman Travis Lee in 1996.



BUXTON'S PLAYING RECORD																			
YEAR	CLUB	AVG	G	AB	R	H	2B	3B	HR	RBI	SH	SF	HB	BB	SO	SB	CS	E	OBP
2012	GCL Twins	.216	27	88	17	19	4	3	4	14	0	0	3	11	26	4	3	2	.324
	Elizabethton	.286	21	77	16	22	6	1	1	6	0	0	2	8	15	7	0	2	.368
2013	Cedar Rapids	.341	68	270	68	92	15	10	8	55	3	3	1	44	56	32	11	1	.431
	Ft. Myers	.326	57	218	41	71	4	8	4	22	0	1	2	32	49	23	8	1	.415
Minor League Totals		.312	173	653	142	204	29	22	17	97	3	4	8	95	146	66	22	6	.404

#### TWINS 2014 TOP PROSPECTS

##### BASEBALL AMERICA

1. Byron Buxton
2. Miguel Sano
3. Alex Meyer
4. Kohl Stewart
5. Jose Berrios
6. Eddie Rosario
7. Lewis Thorpe
8. Trevor May
9. Danny Santana
10. Jorge Polanco

##### MLB.COM

1. Byron Buxton
2. Miguel Sano
3. Alex Meyer
4. Kohl Stewart
5. Eddie Rosario
6. Jose Berrios
7. Trevor May
8. Max Kepler
9. Jorge Polanco
10. Ryan Eades

##### BASEBALL PROSPECTUS

1. Byron Buxton
2. Miguel Sano
3. Alex Meyer
4. Kohl Stewart
5. Josmil Pinto
6. Jose Berrios
7. Eddie Rosario
8. Lewis Thorpe
9. Felix Jorge
10. Jorge Polanco



### Byron Buxton

Buxton and Joe Mauer are the only two players ever to have been named both High School Player of the Year and minor league Player of the Year by *Baseball America*.





# CHRIS COLABELLO

**HEIGHT/WEIGHT:** 6-4/218  
**BORN:** 10/24/83 in Framingham, MA  
**RESIDES:** Milford, MA  
**ACQUIRED:** Signed as minor league free agent, 2/2/12  
**M.L. SERVICE:** 81 days  
**CONTRACT STATUS:** Signed thru 2014



**PERSONAL:** Christopher Adrian Colabello (pronounced cahl-uh-BELL-oh)...2002 graduate of Milford (MA) High School...attended Assumption College in Worcester, MA, graduating in 2005...batted .361 in 2003 for the Greyhounds and .380 in 2004...father Lou Colabello played for Italy in 1984 Olympics.

## 2013:

- Participated in World Baseball Classic for Team Italy, hitting .333 (6-for-18) with two home runs and seven RBI in five games.
- Was an invite to Twins spring training and was reassigned to minor league camp March 17, reported to Triple-A Rochester.
- Named International League Player of the Week April 8 after hitting .600 (9-for-15) with two home runs, three RBI and six runs scored in four games.
- Named International League Player of the Week again during the week of May 20, leading the IL with 15 hits, a .586 average, 10 RBI, a .594 on-base percentage, and a 1.071 slugging percentage, hitting safely in all seven games played; nine of those 15 hits went for extra bases.
- Hit safely in 16 straight games May 9-June 5 with the Red Wings.
- Hit .425 (34-for-80) with 12 doubles, six home runs, 20 RBI and 15 runs scored in 20 May games with Rochester.
- Had contract selected from Triple-A Rochester May 22.
- Made major league debut May 22 at Atlanta, batting sixth and playing right field, going 0-for-4.
- Recorded first major league hit May 25 at Detroit, singling off Doug Fister.
- Optioned to Triple-A Rochester May 29 when Trevor Plouffe was reinstated from 7-day disabled list...recalled and optioned two more times in a week span June 2-9.
- Played in Triple-A All-Star Game at Aces Ballpark in Reno, NV on July 17...was overall leader in the online fan balloting and elected as the starting first baseman for the IL squad...batted third in the game and went 1-for-3 with an RBI-double...at the time, was leading the IL in several categories including average (.360), slugging percentage (.655), OPS (1.085) and RBI (65); also ranked in the top three of several other statistical categories including on-base percentage (2nd, .431), extra-base hits (T-2nd, 41), total bases (2nd, 180), hits (T-2nd, 99) and home runs (3rd, 20)...participated in the IL Home Run Derby, but did not hit a home run.
- Recalled from Triple-A Rochester July 19.
- Recorded first career RBI, singling in Justin Morneau July 20 at Cleveland.
- Hit first career home run July 26 at Seattle, a two-run shot off Yoervis Medina in the 13th inning, breaking a 1-1 tie, giving the Twins the eventual 3-2 victory.
- Optioned to Triple-A Rochester August 16 when the Twins reinstated Ryan Doumit from the disabled list...recalled August 21.
- Hit first career two-homer game September 2 at Houston, including the game-winning grand slam in the top of the ninth, giving the Twins a 10-6 victory...it was one of three grand slams for the Twins in 2013...became the first player in Twins/Senators franchise history to hit two homers in a game, including a go-ahead grand slam in the ninth inning-or-later.
- Led Twins minor leaguers in batting average (.352) and ranked third in home runs (24)...ranked first in all minor league baseball in slugging percentage (.639), third in batting average and sixth in on-base percentage (.427).
- Named International League MVP and Rookie of the Year; fifth player in club history to earn both awards.
- Named first baseman on MiLB.com Twins organizational All-Star team.
- Named Triple-A Player of the Year, Minor League All-Star and Triple-A All-Star by *Baseball America*.

**2012:** Named Twins minor league Player of the Week April 20, batting .381 (8-for-21) with two doubles, three home runs, eight RBI and seven runs scored in six games...hit grand slam and recorded season-high six RBI May 31 at New Hampshire...batted .336 (38-for-113) with 11 doubles in 30 July games and .322 (37-for-115) in 30 August games...recorded 20-plus RBI in June (21), July (20) and August (20)...recorded 40 multi-hit games and 21 multi-RBI games...led Eastern League in doubles (37), ranked second in RBI (98), fourth in runs scored (78) and tied for fourth in home runs (19)...led Twins minor leaguers in doubles; was second in games played (134) and RBI; and third in runs scored, hits (141), home runs and total bases (237)...named Eastern League MVP runner-up...named Eastern League season-ending All-Star...named first baseman on MiLB.com Twins organizational All-Star team...played with Algodoneros de Guasave of Mexican Pacific League after the season, batting .332 (68-for-

## GAME HIGHS

### 2013

**Hits:** 2, 8x, last 9/6 vs. TOR  
**HR:** 2, 9/2 at HOU  
**RBI:** 5, 9/2 at HOU  
**Grand Slams:** 1, 9/2 at HOU  
**Hit-Streak:** 5, 2x, last 9/1-6  
**SB:** - -

### CAREER

**Hits:** 2, 8x, last 9/6/13 vs. TOR  
**HR:** 2, 9/2/13 at HOU  
**RBI:** 5, 9/2/13 at HOU  
**Grand Slams:** 1, 9/2/13 at HOU  
**Hit-Streak:** 5, 2x, last 9/1-6/13  
**SB:** - -



PLAYERS

2014  
ASG



## INTERNATIONAL LEAGUE MVP'S

### SINCE 2004

2013	Chris Colabello, Rochester
2012	Mauro Gomez, Pawtucket
2011	Russ Canzler, Durham
2010	Dan Johnson, Durham
2009	Shelley Duncan, Scranton/W-B
2008	Jeff Bailey, Pawtucket
2007	Mike Hessman, Toledo
2006	Kevin Witt, Durham
2005	Shane Victorino, Scranton/W-B
2004	Jhonny Peralta, Buffalo

205) with 13 doubles, 17 home runs, 44 RBI and 38 runs scored in 57 games...named to 2013 Italy roster for World Baseball Classic.

**2011:** Spent seventh season with Worcester of the Canadian-American Association, batting .348 (127-for-365) with 32 doubles, 20 home runs, 79 RBI and 75 runs scored in 92 games...set Can-Am record for extra-base hits in a season with 52...led league in slugging percentage (.600), OPS (1.010) and total bases (219); tied for first in doubles (32); was second in batting average (.348), hits (127), home runs (20) and RBI (79), and third in runs scored (75) and on-base percentage (.410)...named league's All-Star first baseman...awarded Can-Am League MVP and *Baseball America* Independent League Player of the Year.

**2010:** Spent sixth season with Worcester, batting .301 (95-for-316) with 13 home runs and 59 RBI...ranked eighth in Can-Am League in home runs.

**2009:** Spent fifth season with Worcester, batting .302 (97-for-321) with 22 doubles, nine home runs and 55 RBI...played 58 games at third base, committing 21 errors (.860 fielding percentage).

**2008:** Spent fourth season with Worcester...named league's All-Star first baseman...set Can-Am League record for doubles (34) in a year...ranked first in RBI (76), fourth in runs scored (71), fifth in batting average (.336) and sixth in home runs (16).

**2007:** Split season with Worcester and Nashua...set Can-Am League records with 10 RBI and 13 total bases May 29...combined to bat .302 (100-for-331) with 29 doubles, 13 home runs, 62 RBI and 64 runs scored in 91 games between Worcester and Nashua...was second in the league in doubles (29), tied for seventh in home runs (13), seventh in runs scored (64) and tied for sixth in RBI (62).

**2006:** Attended Detroit Tigers tryout camp and signed; released 22 days later and rejoined Worcester...batted .305 (105-for-344) with 26 doubles in 90 games...tied for second in Can-Am League in doubles and ranked seventh in batting average.

**2005:** Batted .320 (55-for-172) in 51 games for Worcester of Canadian-American Association.

**PROFESSIONAL:** Originally signed by Detroit in March of 2006...played Independent League baseball in the Canadian-American Association from 2005-11.

## COLABELLO'S PLAYING RECORD

YEAR	CLUB	AVG	G	AB	R	H	2B	3B	HR	RBI	SH	SF	HB	BB	SO	SB	CS	E	OBP
2005	Worcester (Can-Am)	.320	51	172	24	55	7	0	8	31	5	0	4	29	31	3	0	6	.429
2006	Worcester (Can-Am)	.305	90	344	52	105	26	2	7	58	0	6	5	30	64	4	5	6	.364
2007	Worcester (Can-Am)	.288	48	177	31	51	17	1	5	28	1	0	3	26	26	6	3	4	.388
	Nashua (Can-Am)	.318	43	154	33	49	12	0	8	34	0	2	5	19	20	0	1	5	.406
2008	Worcester (Can-Am)	.336	93	357	71	120	34	1	16	76	0	8	8	37	44	3	2	14	.402
2009	Worcester (Can-Am)	.302	84	321	48	97	22	0	9	55	0	3	4	34	46	3	5	24	.373
2010	Worcester (Can-Am)	.301	82	316	53	95	16	1	13	59	1	4	7	29	53	3	2	21	.366
2011	Worcester (Can-Am)	.348	92	365	75	127	32	0	20	79	0	5	6	39	39	1	3	7	.410
2012	New Britain	.284	134	496	78	141	37	1	19	98	0	5	13	47	94	0	0	4	.358
2013	Rochester	.352	89	338	58	119	25	0	24	76	0	5	5	43	89	2	1	7	.427
	MINNESOTA	.194	55	160	14	31	3	0	7	17	0	0	1	20	58	0	1	3	.287
	Independent League Totals	.317	583	2206	387	699	166	5	86	420	7	28	38	243	323	23	21	86	.390
	Minor League Totals	.312	223	834	136	260	62	1	43	174	0	10	18	91	183	2	1	11	.391
	Major League Totals	.194	55	160	14	31	3	0	7	17	0	0	1	20	58	0	1	3	.287

## COLABELLO'S CAREER FIELDING RECORD

POSITION	PCT	G	PO	A	E	TC	DP	PB
First Base	.991	26	206	16	2	224	19	—
Outfield	.938	11	14	1	1	16	0	—
Totals	.988	37	220	17	3	240	19	—

## COLABELLO'S WORLD BASEBALL CLASSIC RECORD

YEAR	CLUB	AVG	G	AB	R	H	2B	3B	HR	RBI	SH	SF	HB	BB	SO	SB	CS	E	OBP
2013	Italy	.333	5	18	4	6	0	0	2	7	0	0	0	1	4	0	0	0	.368





# KEVIN CORREIA

**HEIGHT/WEIGHT:** 6-3/200

**BORN:** 8/24/80 in San Diego, CA

**RESIDES:** San Diego, CA

**ACQUIRED:** Signed as free agent, 12/13/12

**M.L. SERVICE:** 9 years, 27 days

**CONTRACT STATUS:** Signed thru 2014

**BATS/THROWS:** R/R

**OPENING DAY AGE:** 33



**PERSONAL:** Kevin John Correia (pronounced co-RAY-uh)...wife, Diana...sons Dane (12/27/08), Emmett (12/5/10) and Benjamin (3/1/13)...1998 graduate of San Diego's Grossmont High School...led baseball team to section title as a junior and runner-up his senior year...earned First-Team All CIF San Diego Section in senior year...attended Grossmont (CA) College in 1999 before transferring to Cal Poly, San Luis Obispo where he earned Big West All-Conference honors in 2002.

## 2013:

- Spent first season with the Twins and was the club's number two starter, making his first start April 3 vs. Detroit; did not factor into the decision, allowing two runs on seven hits in 7.0 innings, with one walk and two strikeouts.
- Earned first win as a Twin April 15 vs. Los Angeles-AL, allowing two runs on eight hits in 7.0 innings pitched.
- Pitched 7.0-plus innings in first four starts April 3-23, the most consecutive 7.0-inning games for a Twin since Scott Diamond did it July 27-August 12, 2012; also the most 7.0-plus inning starts to begin a season since Ramon Ortiz made four 7.0-plus inning starts to begin the 2007 season (April 4-22).
- Pitched 8.0 shutout innings April 28 vs. Texas, earning his third straight victory, allowing six hits and one walk...became just fourth pitcher in club history, according to Elias Sports Bureau, to open a season with five consecutive starts with 7.0-plus innings pitched and three runs allowed-or-fewer: Jim Perry in 1965 (first five), Scott Erickson in 1991 (first seven) and Brad Radke in 2001 (first seven).
- Made 300th career appearance May 27 at Milwaukee.
- Made pinch-hitting appearance August 2 vs. Houston in an AL game at Minnesota, sacrificing the eventual winning run to second base.
- Posted a 2.75 ERA (59.0 IP, 18 ER) in final nine starts August 11-September 25.
- Made 30th start September 19 at Oakland, marking second time in career to reach 30 starts...finished with 185.1 innings pitched, second most of his career...led the staff in starts, innings pitched and tied for first in strikeouts (101).

**2012:** Pitched second straight season for Pittsburgh and opened as club's number four starter...went 1-1, 2.42 ERA (22.1 IP, 6 ER) in four April starts, with opponents batting .188 (15-for-80)...won career-high seven straight decisions (9 start span) June 19-August 8...was temporarily removed from starting rotation after Pirates acquired Wandy Rodriguez July 24; returned to the starting rotation September 5 vs. Houston and earned 10th win, allowing one run on four hits in 6.0 innings...pitched 2.0 scoreless innings of relief during a 19-inning game August 19 at St. Louis, then started the next night in San Diego...became first major league pitcher to start a game after having pitched 2.0-or-more innings the previous day since Oakland's Dave Beard June 4-5, 1982...posted a 3.14 ERA (48.2 IP, 17 ER) in final 10 games (7 starts), beginning August 19...recorded season-high nine strikeouts (6.0 IP), which tied a career-high (third time) September 22 at Houston...won 12th game October 12 vs. Atlanta, tying single-season career-high, done previously in 2009 and 2011...went 7-3, 3.64 ERA (81.2 IP, 33 ER) in 14 home games (13 starts).

**2011:** Spent first season with Pittsburgh after signing as a free agent December 21, 2010...was Pirates Opening Day starter — the first Pittsburgh free agent to start season opener since Ron Villone in 2002...tossed 13.0 scoreless innings April 6-13...pitched second career complete game April 18 at Cincinnati, allowing three runs (2 earned) on four hits...won eighth game June 1 at New York-NL, becoming the NL's first eight-game winner...recorded 10th win June 28 in Pirates 78th game, the fewest games any Pittsburgh pitcher has needed to reach 10 wins since 1995 (Denny Neagle - 69th game)...was named to National League All-Star team after going 11-7; only three pitchers in the major leagues had more wins at the break - CC Sabathia (13), Jair Jurrjens (12) and Justin Verlander (12)...placed on 15-day disabled list with a left oblique strain August 22...led Pirates in wins (12)...went 10-3, 2.64 ERA in 14 starts on the road and 2-8, 7.71 ERA in 13 games (12 starts) at home...tied for second in the NL with 10 road wins, despite pitching after August 19.

**2010:** Spent second consecutive season with San Diego...tied career-high with nine strikeouts July 18 vs. Arizona...went 5-1, 3.00 ERA (36.0 IP, 12 ER) in first six starts after the All-Star break from July 18-August 16...went 9-3 in 15 starts when receiving three runs of support or more (Padres were 11-4)...had a 6.41 run support average in 26 starts, the second-highest average among all National League starters with at least 100.0 IP.

**2009:** Spent first season with San Diego after joining the club as a spring training invite...recorded career-high scoreless streak of 23.1 innings September 14-October 2, the fourth longest in the NL and the longest by a Padres pitcher since Cla Meredith set a franchise record (33.2 IP in 2006)...was also the longest by a San Diego starting pitcher since Bruce Hurst pitched 27.0 consecutive scoreless innings in September of 1990...went 3-0, 1.25 ERA (36.0 IP, 5 ER) in five September starts...tossed first career complete game September 25 at Arizona...recorded 18 quality starts over final 23 appearances...led Padres staff in starts (33)...tied for 11th in the National League with 22 quality starts.

## GAME HIGHS

### 2013

IP: 8.0, 4/28 vs. TEX  
 Walks: 5, 2x, last 9/19 at OAK  
 SO: 7, 3x, last 8/27 vs. KC  
 CG: --  
 Win Streak: 3, 4/15-28  
 Low-Hit: --

### CAREER

IP: 9.0, 2x, last 4/18/11 at CIN  
 Walks: 6, 2x, last 6/28/10 vs. COL  
 SO: 9, 3x, last 9/22/12 at HOU  
 CG: 1, 2x, last 4/18/11 at CIN  
 Win Streak: 7, 6/19-8/8/12  
 Low-Hit: 4, 4/18/11 at CIN



PLAYERS  
2014  
ASG



**2008:** Spent seventh and final season in San Francisco's organization...went 1-3, 4.50 ERA (26.0 IP, 13 ER) in first five starts before being placed on the 15-day disabled list with a left intercostal strain April 27; missed over a month...made three rehab starts between May 30-June 9 and was reinstated June 15...went 3-8, 5.36 ERA (102.1 IP, 61 ER) in 19 starts.

**2007:** Spent second full season with San Francisco and began season in the bullpen...lost five straight decisions June 3-August 7...made a start August 14 at Atlanta, his first major league start since August 12, 2005 which snapped string of 99 straight relief appearances...returned to bullpen for two outings before ending the season making seven consecutive starts...won three straight starts August 25-September 5...led Giants relievers in innings pitched (55.2) and strikeouts (46)...went 3-1, 2.54 ERA (46.0 IP, 13 ER) in eight starts and 1-6, 4.20 ERA in 51 relief appearances.

**2006:** Spent first full season in the major leagues with San Francisco; began season on Triple-A Fresno's roster but was recalled by San Francisco April 7 before making a minor league appearance...led San Francisco relievers in innings pitched (69.2) and ranked second in ERA (3.49)...held the opposition scoreless in 31 of 48 appearances, while stranding 26 of 39 inherited runners (67%)...went 2-0, 2.83 ERA (28.2 IP, 9 ER), holding opponents to a .214 batting average (22-for-103) in final 19 outings since July 25.

**2005:** Began season with Triple-A Fresno (San Francisco), earning seven saves in 28 relief appearances; moved into the starting rotation in June...recalled by San Francisco July 1...recorded first victory in second start July 6 vs. Cincinnati...transferred to Double-A San Jose July 7...made one start with Double-A San Jose...recalled by San Francisco July 18...exited early from a start with a right shoulder bruise August 31 vs. Colorado.

**2004:** Split season between Triple-A Fresno and San Francisco...made lone start for Giants April 30 vs. Florida, suffering the loss, allowing nine runs (8 earned) in 2.0 innings pitched.

**2003:** Split season between Double-A Norwich, Triple-A Fresno and San Francisco...named Midseason Eastern League All-Star...had contract purchased by San Francisco July 10 and made major league debut that night at Colorado, allowing one run in 1.1 innings...made first major league start vs. Philadelphia, allowing one run in 6.0 innings August 10...had first career hit and RBI off Rodney Myers September 21 at Los Angeles-NL.

**2002:** Began professional career with Rookie Salem-Keizer, going 2-2, 4.54 ERA (37.2 IP, 19 ER) in 10 games (8 starts).

**PROFESSIONAL:** San Francisco's fourth round pick in the 2002 First-Year Player Draft; signed by scout Lee Carballo...originally drafted by St. Louis in the 23rd round of the 2001 First-Year Player Draft.

CORREIA'S PITCHING RECORD																			
YEAR	CLUB	W-L	ERA	G	GS	CG	SH	SV	IP	H	R	ER	HR	HB	BB	SO	WP	BK	BAA
2002	Salem-Keizer	2-2	4.54	10	8	0	0	0	37.2	37	20	19	1	3	14	31	1	0	.257
2003	Norwich	6-6	3.65	16	14	0	0	0	86.1	80	38	35	3	4	30	73	4	1	.248
	Fresno	1-0	2.84	3	3	0	0	0	19.0	16	8	6	3	0	2	23	2	0	.222
	<b>SAN FRANCISCO</b>	<b>3-1</b>	<b>3.66</b>	<b>10</b>	<b>7</b>	<b>0</b>	<b>0</b>	<b>0</b>	<b>39.1</b>	<b>41</b>	<b>16</b>	<b>16</b>	<b>6</b>	<b>4</b>	<b>18</b>	<b>28</b>	<b>2</b>	<b>0</b>	<b>.275</b>
2004	Fresno	3-7	4.53	29	16	0	0	0	105.1	118	61	53	12	3	35	70	2	0	.287
	<b>SAN FRANCISCO</b>	<b>0-1</b>	<b>8.05</b>	<b>12</b>	<b>1</b>	<b>0</b>	<b>0</b>	<b>0</b>	<b>19.0</b>	<b>25</b>	<b>20</b>	<b>17</b>	<b>3</b>	<b>1</b>	<b>10</b>	<b>14</b>	<b>0</b>	<b>0</b>	<b>.333</b>
2005	Fresno	3-2	6.07	31	3	0	0	7	46.0	50	38	31	6	1	23	35	0	0	.273
	San Jose	0-1	2.57	1	1	0	0	0	7.0	5	2	2	0	0	5	7	2	0	.208
	<b>SAN FRANCISCO</b>	<b>2-5</b>	<b>4.63</b>	<b>16</b>	<b>11</b>	<b>0</b>	<b>0</b>	<b>0</b>	<b>58.1</b>	<b>61</b>	<b>31</b>	<b>30</b>	<b>12</b>	<b>4</b>	<b>31</b>	<b>44</b>	<b>2</b>	<b>0</b>	<b>.274</b>
2006	<b>SAN FRANCISCO</b>	<b>2-0</b>	<b>3.49</b>	<b>48</b>	<b>0</b>	<b>0</b>	<b>0</b>	<b>0</b>	<b>69.2</b>	<b>64</b>	<b>27</b>	<b>27</b>	<b>5</b>	<b>3</b>	<b>22</b>	<b>57</b>	<b>0</b>	<b>0</b>	<b>.242</b>
2007	<b>SAN FRANCISCO</b>	<b>4-7</b>	<b>3.45</b>	<b>59</b>	<b>8</b>	<b>0</b>	<b>0</b>	<b>0</b>	<b>101.2</b>	<b>94</b>	<b>39</b>	<b>39</b>	<b>9</b>	<b>2</b>	<b>40</b>	<b>80</b>	<b>1</b>	<b>1</b>	<b>.242</b>
2008	San Jose	0-0	0.00	1	1	0	0	0	3.1	1	0	0	0	0	1	1	0	0	.091
	Fresno	1-0	1.50	2	2	0	0	0	12.0	8	2	2	1	0	0	15	0	0	.186
	<b>SAN FRANCISCO</b>	<b>3-8</b>	<b>6.05</b>	<b>25</b>	<b>19</b>	<b>0</b>	<b>0</b>	<b>0</b>	<b>110.0</b>	<b>141</b>	<b>80</b>	<b>74</b>	<b>15</b>	<b>4</b>	<b>47</b>	<b>66</b>	<b>5</b>	<b>0</b>	<b>.310</b>
2009	<b>SAN DIEGO</b>	<b>12-11</b>	<b>3.91</b>	<b>33</b>	<b>33</b>	<b>1</b>	<b>1</b>	<b>0</b>	<b>198.0</b>	<b>194</b>	<b>92</b>	<b>86</b>	<b>17</b>	<b>4</b>	<b>64</b>	<b>142</b>	<b>5</b>	<b>1</b>	<b>.259</b>
2010	<b>SAN DIEGO</b>	<b>10-10</b>	<b>5.40</b>	<b>28</b>	<b>26</b>	<b>0</b>	<b>0</b>	<b>0</b>	<b>145.0</b>	<b>152</b>	<b>89</b>	<b>87</b>	<b>20</b>	<b>5</b>	<b>64</b>	<b>115</b>	<b>3</b>	<b>0</b>	<b>.271</b>
2011	<b>PITTSBURGH</b>	<b>12-11</b>	<b>4.79</b>	<b>27</b>	<b>26</b>	<b>1</b>	<b>0</b>	<b>0</b>	<b>154.0</b>	<b>175</b>	<b>90</b>	<b>82</b>	<b>24</b>	<b>2</b>	<b>39</b>	<b>77</b>	<b>3</b>	<b>1</b>	<b>.287</b>
2012	<b>PITTSBURGH</b>	<b>12-11</b>	<b>4.21</b>	<b>32</b>	<b>28</b>	<b>0</b>	<b>0</b>	<b>0</b>	<b>171.0</b>	<b>176</b>	<b>89</b>	<b>80</b>	<b>20</b>	<b>3</b>	<b>46</b>	<b>89</b>	<b>2</b>	<b>0</b>	<b>.267</b>
2013	<b>MINNESOTA</b>	<b>9-13</b>	<b>4.18</b>	<b>31</b>	<b>31</b>	<b>0</b>	<b>0</b>	<b>0</b>	<b>185.1</b>	<b>218</b>	<b>89</b>	<b>86</b>	<b>24</b>	<b>2</b>	<b>45</b>	<b>101</b>	<b>2</b>	<b>0</b>	<b>.297</b>
Minor League Totals		16-18	4.21	93	48	0	0	7	316.2	315	169	148	26	11	110	255	11	1	.260
National League Totals		60-65	4.54	290	159	2	1	0	1066.0	1123	573	538	131	32	381	712	23	3	.272
American League Totals		9-13	4.18	31	31	0	0	0	185.1	218	89	86	24	2	45	101	2	0	.297
Major League Totals		69-78	4.49	321	190	2	1	0	1251.1	1341	662	624	155	34	426	813	25	3	.275

CORREIA'S CAREER FIELDING RECORD								
POSITION	PCT	G	PO	A	E	TC	DP	PB
Pitcher	.968	321	117	123	8	248	5	—

CORREIA'S BATTING RECORD														
BATTING	AVG	AB	R	H	2B	3B	HR	RBI	SH	SF	HB	BB	SO	SB
Career	.113	283	11	32	5	0	0	12	44	0	0	11	121	0

CORREIA'S ALL-STAR GAME RECORD														
YEAR	HOST	W-L	ERA	G	GS	CG	SH	SV	IP	H	R	ER	HR	HB
2011	Arizona	DID NOT PITCH												





# LOGAN DARNELL

HEIGHT/WEIGHT: 6-2/210

BORN: 2/2/89 in Nashville, TN

RESIDES: Joelton, TN

ACQUIRED: 6th round, 2010 First-Year Player Draft

M.L. SERVICE: None

CONTRACT STATUS: Signed thru 2014

BATS/THROWS: L/L

OPENING DAY AGE: 25



**PERSONAL:** Logan Reece Darnell...2007 graduate of Goodpasture (TN) High School where he was named Louisville Slugger High School All-American...pitched at the University of Kentucky; was one of eight 2010 Kentucky players or former UK players to be drafted or sign a professional contract in the 2010 Major League Baseball First-Year Player Draft.

## 2013:

- Began season with Double-A New Britain and posted a 1.17 ERA (15.1 IP, 2 ER) in first three starts.
- Made three consecutive starts for the Rock Cats with 7.0-or-more innings May 12-23, posting a 1.56 ERA in that span.
- Named Twins minor league Player of the Week May 26, going 1-1, 0.60 ERA (15.0 IP, 1 ER) with nine hits allowed, one walk and 15 strikeouts in two starts.
- Named International League Player of the Week June 24, pitching a complete game shutout, allowing four hits, one walk and nine strikeouts June 20 at Erie.
- Promoted to Triple-A Rochester June 24...made 11 appearances (10 starts), including four quality starts for the Red Wings.
- Pitched 8.0 scoreless innings August 18 vs. Louisville.
- Tossed a combined 153.2 innings between New Britain and Rochester recording 120 strikeouts and just 45 walks...ranked second among Twins minor leaguers in strikeouts.
- Added to Twins 40-man roster November 20.

**2012:** Played entire season with Double-A New Britain...made 28 starts...played for Peoria Javelinas in the Arizona Fall League, going 2-0, 2.45 EAR (18.1 IP, 5 ER) in nine games (2 starts).

**2011:** Began season with Single-A Beloit...promoted to Single-A Ft. Myers May 16 and went 8-3, including five straight wins June 8-July 15...promoted to Double-A New Britain August 11 and won first start at Double-A, tossing 7.2 innings without allowing an earned run August 12 at Bowie...ranked 22nd best prospect in Twins organization by *Baseball America* entering the 2012 season.

**2010:** Made professional debut with Rookie Elizabethton, striking out 32 batters in 34.2 innings pitched...appeared in 11 games, including five starts.

**PROFESSIONAL:** Selected by the Twins in the sixth round of the 2010 First-Year Player Draft; signed by scout Earl Winn.

## DARNELL'S PITCHING RECORD

YEAR	CLUB	W-L	ERA	G	GS	CG	SH	SV	IP	H	R	ER	HR	HB	BB	SO	WP	BK	BAA
2010	Elizabethton	2-3	2.08	11	5	0	0	0	34.2	28	16	8	2	2	6	32	4	0	.220
2011	Beloit	2-2	3.78	6	6	0	0	0	33.1	24	17	14	1	3	8	24	1	0	.192
	Ft. Myers	8-3	4.17	15	15	0	0	0	86.1	95	43	40	6	3	25	46	9	2	.286
	New Britain	1-1	5.58	5	5	0	0	0	30.2	38	26	19	3	5	4	20	2	0	.317
2012	New Britain	11-12	5.08	28	28	0	0	0	156.0	193	91	88	22	4	47	98	3	11	.308
2013	New Britain	6-6	2.61	15	15	1	1	0	96.2	96	34	28	4	8	23	77	7	0	.263
	Rochester	4-4	4.26	12	11	0	0	0	57.0	63	33	27	5	4	22	43	4	0	.292
Minor League Totals		34-31	4.08	92	85	1	1	0	494.2	537	260	224	43	29	135	340	38	5	.281

## TWINS WITH 30-DOUBLE 30-HOMER SEASONS

Tony Oliva.....1964.....43 2B, 32 HR  
 Kirby Puckett.....1986.....37 2B, 31 HR  
 Gary Gaetti.....1986.....34 2B, 34 HR  
 Gary Gaetti.....1987.....36 2B, 31 HR  
 Justin Morneau.....2006.....37 2B, 34 HR

Justin Morneau.....2007.....31 2B, 31 HR  
 Michael Cuddyer.....2009.....34 2B, 32 HR  
 Justin Morneau.....2009.....31 2B, 30 HR  
 Josh Willingham.....2012.....30 2B, 35 HR





# SAMUEL DEDUNO

**HEIGHT/WEIGHT:** 6-3/190

**BORN:** 7/2/83 in La Romana, DR

**RESIDES:** San Pedro de Macoris, DR

**ACQUIRED:** Signed as minor league free agent, 11/16/11

**M.L. SERVICE:** 1 years, 96 days

**CONTRACT STATUS:** Signed thru 2014

**BATS/THROWS:** R/R

**OPENING DAY AGE:** 30



**PERSONAL:** Samuel Deduno (pronounced duh-DOO-no)...makes off-season home in San Pedro de Macoris, Dominican Republic...pitched for Team Dominican Republic in the 2013 World Baseball Classic...youngest of six children, four sisters and one brother.

## 2013:

- Was an invite to Twins spring training but missed the first few weeks pitching for Team Dominican Republic in the World Baseball Classic, going 2-0, 0.69 ERA (13.0 IP, 1 ER) with five walks and 17 strikeouts in three starts; started the Championship game March 19 vs. Puerto Rico, earning the win, tossing 5.0 shutout innings with two hits allowed, three walks and five strikeouts.
- Started the season with Triple-A Rochester and made just three starts, going 0-0, 2.70 ERA (16.2 IP, 5 ER) with 17 strikeouts.
- Had contract selected by Minnesota May 24.
- Went 3-0, 1.80 ERA (25.0 IP, 5 ER) in a four-start span May 29-June 15 for Minnesota...went 3-0, 1.67 (27.0 IP, 5 ER) in four starts July 13-August 2.
- Lasted just 3.0 innings August 29 vs. Kansas City after experiencing right shoulder soreness.
- Placed on 15-day disabled list August 30 with right shoulder soreness...transferred to the 60-day disabled list September 9.
- Held left-handed batters to a .204 batting average (47-for-230) while right-handers hit .331 (58-for-175).
- Had arthroscopic surgery on right shoulder September 18.

**2012:** Was an invite to Twins spring training and was reassigned to minor league camp March 22...reported to Triple-A Rochester...exited a start after facing one batter April 27 at Buffalo; placed on 7-day disabled list with right shoulder tendinitis April 29-June 8...went 1-2, 2.14 ERA (42.0 IP, 10 ER) with 22 walks and 46 strikeouts in nine starts for Red Wings before having contract selected by Twins July 6...made first major league start and Twins debut July 7 at Texas, but did not factor into the decision, allowing three runs on six hits in 5.1 innings with three walks and three strikeouts...earned first major league victory July 22 at Kansas City, allowing one run on six hits in 6.1 innings with three walks and four strikeouts...went 4-0, 3.38 ERA (40.0 IP, 15 ER) in first seven starts July 7-August 13...held opponents to .225 batting average (32-for-142) with 28 strikeouts and 30 walks...earned the victory August 29 vs. Seattle, tossing 7.0 shutout innings with just two hits allowed, no walks and career-high nine strikeouts...left start September 26 vs. New York-AL after 1.2 innings with left eye inflammation...tied for second on the Twins staff in wins (6).

**2011:** Claimed off waivers from Colorado by San Diego January 28...was an invite to Padres spring training and made Padres Opening Day roster for the first time in career...appeared in two games for the Padres before being optioned to Triple-A Tucson April 10 when Padres reinstated pitcher Mat Latos...posted 2.13 ERA (12.2 IP, 3 ER) in nine April games and a 3.00 ERA (15.0 IP, 5 ER) in 11 May games...started season in Tucson's bullpen, going 3-2, 3.89 ERA (41.2 IP, 18 IP) in 28 relief appearances...moved to starting rotation in middle of June, going 1-4, 3.96 ERA (63.2 IP, 28 ER) in 12 starts...placed on 7-day disabled list with a left quadriceps strain June 19; reinstated July 8...held left-handed batters to .216 batting average (37-for-171) and right-handers to a .279 batting average (64-for-229)...pitched in two games for Aguilas Cibaenas in Dominican Winter League.

**2010:** Made 10 starts between Single-A Tri-City (Colorado) and Triple-A Colorado Springs, going 3-3, 3.83 ERA (47.0 IP, 20 ER) in those 10 starts combined...recalled by the Rockies August 23 and made major league debut August 27 vs. Los Angeles-NL, allowing one hit in 0.1 inning pitched...recorded first career strikeout, fanning Yonder Alonso September 8 vs. Cincinnati...three of four appearances for Rockies were scoreless.

**2009:** Split season between Double-A Tulsa and Triple-A Colorado Springs (Colorado)...came back from injury to claim Texas League Pitcher of the Year honors...tied for league-lead in wins (12) and led league in ERA (2.57) and strikeouts (123)...named Texas League Pitcher of the Week July 13-19 after tossing a 7.0-inning complete game shutout July 18 at Arkansas...was a member of both Texas League midseason and postseason All-Star teams...transferred to Triple-A Colorado Springs September 7...named 12th best prospect in Rockies system by *Baseball America*.

**2008:** Missed entire season due to a right arm injury.

**2007:** Began season at Single-A Modesto (Colorado)...transferred to Tulsa May 4...led Texas League with 121 strikeouts...rated best curveball in Colorado's farm system by *Baseball America* entering the 2008 season.

**2006:** Spent season with Single-A Modesto...struck out season-high 12 batters May 31 vs. Bakersfield...struck out 167 batters, second most in California League and second-best in Rockies minor league system...pitched 6.0 innings-or-more in 15 of 27 games and allowed three runs-or-less in 20 outings...named 17th best prospect in Rockies farm system by *Baseball America* after the season.

**2005:** Spent season with Single-A Asheville (Colorado)...named organizational Player of the Month for April after going 4-0, 1.17 ERA (23.0 IP, 3 ER) in four games...placed on 7-day disabled list with a right shoulder strain May 13...led club with 110 strikeouts.

## GAME HIGHS

### 2013

**IP:** 7.0, 6x, last 7/27 at SEA

**Walks:** 5, 2x, last 8/2 vs. HOU

**SO:** 6, 3x, last 8/23 at CLE

**CG:** - -

**Win-Streak:** 3, 2x, last 7/13-27

**Low-Hit:** - -

### CAREER

**IP:** 7.0, 10x, last 7/27/13 at SEA

**Walks:** 6, 8/19/12 at SEA

**SO:** 9, 8/29/12 vs. SEA

**CG:** - -

**Win-Streak:** 4, 7/22-

8/13/12

**Low-Hit:** - -





**2004:** Spent season with Rookie Casper (Colorado)...named Pioneer League Pitcher of the Week August 2-8...named organization's Player of the Month for August, going 4-1 with a 2.84 ERA in six starts...named Pioneer League Pitcher of the Year and Rookie Level All-Star by *Baseball America*...led league in innings pitched (76.1) and strikeouts (118), and tied for the league lead in starts (15)...led all Pioneer League starters in batting-average-against (.216) and strikeouts-per-9.0 innings (13.91)...his 118 strikeouts were a Rockies short-season record...named Casper's team MVP.

**2003:** Made professional debut with the DSL Rockies, posting a 3-4 record with a 2.47 ERA (69.1 IP, 19 IP) in 12 starts.

**PROFESSIONAL:** Originally signed by Rockies as an undrafted free agent March 5, 2003.

#### DEDUNO'S PITCHING RECORD

YEAR	CLUB	W-L	ERA	G	GS	CG	SH	SV	IP	H	R	ER	HR	HB	BB	SO	WP	BK	BAA
2004	Casper	6-4	3.18	15	15	0	0	0	76.1	62	40	27	3	10	32	118	14	0	.219
2005	Asheville	8-8	5.62	20	20	1	0	0	89.2	82	67	56	9	11	65	110	13	1	.248
2006	Modesto	5-8	4.80	27	26	0	0	0	146.1	121	88	78	3	22	92	167	34	1	.222
2007	Modesto	1-1	6.55	2	2	0	0	0	11.0	9	8	8	1	2	7	8	2	0	.214
	Tulsa	5-8	5.44	21	21	1	0	0	124.0	120	90	75	13	11	66	121	11	0	.251
2008		INJURED - DID NOT PLAY																	
2009	Tulsa	12-4	2.57	24	24	1	1	0	133.0	94	48	38	3	8	72	123	9	1	.202
	Colorado Springs	0-1	6.35	1	1	0	0	0	5.2	5	4	4	0	0	4	8	1	0	.250
2010	Tri-City	0-2	5.51	4	4	0	0	0	16.1	18	11	10	0	1	5	20	0	0	.290
	Colorado Springs	3-1	2.93	6	6	0	0	0	30.2	20	12	10	3	5	18	29	4	0	.190
	<b>COLORADO</b>	<b>0-0</b>	<b>3.38</b>	<b>4</b>	<b>0</b>	<b>0</b>	<b>0</b>	<b>0</b>	<b>2.2</b>	<b>3</b>	<b>1</b>	<b>1</b>	<b>0</b>	<b>1</b>	<b>3</b>	<b>0</b>	<b>0</b>	<b>0</b>	<b>.273</b>
2011	Tucson	4-6	3.93	40	12	0	0	0	105.1	101	58	46	2	7	58	85	17	2	.252
	<b>SAN DIEGO</b>	<b>0-0</b>	<b>3.00</b>	<b>2</b>	<b>0</b>	<b>0</b>	<b>0</b>	<b>0</b>	<b>3.0</b>	<b>5</b>	<b>1</b>	<b>1</b>	<b>0</b>	<b>0</b>	<b>3</b>	<b>4</b>	<b>1</b>	<b>0</b>	<b>.357</b>
2012	Rochester	1-2	2.14	9	9	0	0	0	42.0	27	13	10	2	4	22	46	2	0	.185
	<b>MINNESOTA</b>	<b>6-5</b>	<b>4.44</b>	<b>15</b>	<b>15</b>	<b>0</b>	<b>0</b>	<b>0</b>	<b>79.0</b>	<b>69</b>	<b>40</b>	<b>39</b>	<b>10</b>	<b>5</b>	<b>53</b>	<b>57</b>	<b>5</b>	<b>0</b>	<b>.241</b>
2013	Rochester	0-0	2.70	3	3	0	0	0	16.2	14	6	5	1	0	10	17	2	0	.237
	<b>MINNESOTA</b>	<b>8-8</b>	<b>3.83</b>	<b>18</b>	<b>18</b>	<b>0</b>	<b>0</b>	<b>0</b>	<b>108.0</b>	<b>105</b>	<b>48</b>	<b>46</b>	<b>7</b>	<b>9</b>	<b>41</b>	<b>67</b>	<b>8</b>	<b>2</b>	<b>.259</b>
Minor League Totals		45-45	4.14	172	143	3	1	0	797.0	673	445	367	40	81	451	852	109	5	.229
National League Totals		0-0	3.18	6	0	0	0	0	5.2	8	2	2	1	0	4	7	1	0	.320
American League Totals		14-13	4.09	33	33	0	0	0	187.0	174	88	85	17	14	94	124	13	2	.252
Major League Totals		14-13	4.06	39	33	0	0	0	192.2	182	90	87	18	14	98	131	14	2	.254

#### DEDUNO'S CAREER FIELDING RECORD

POSITION	PCT	G	PO	A	E	TC	DP	PB
Pitcher	.952	39	25	35	3	63	6	—

#### DEDUNO'S BATTING RECORD

BATTING	AVG	AB	R	H	2B	3B	HR	RBI	SH	SF	HB	BB	SO	SB	CS	OBP
Career	.000	1	0	0	0	0	0	0	1	0	0	0	1	0	0	.000

#### DEDUNO'S WORLD BASEBALL CLASSIC RECORD

YEAR	CLUB	W-L	ERA	G	GS	CG	SH	SV	IP	H	R	ER	HR	HB	BB	SO	WP	BK	BAA
2013	Dominican Republic	2-0	0.69	3	3	0	0	0	13.0	11	1	1	0	0	5	17	2	0	.229

#### PLAYER LIMITS

Major League rosters are limited to 25 active players from Opening Day through August 31, with the exception of any split or regular doubleheaders that aren't contained in the original schedule or created to reschedule games, in which case, teams can temporarily add a 26th player. Teams may expand their active rosters to as many as 40 players on September 1. During the course of the season, a team may place as many players as it wants on the 15-day disabled list, during which they must remain inactive for a minimum of 15 days (no maximum). Teams may also place as many players as they need to on the 60-day emergency disabled list, where they must remain for a minimum of 60 days, but only when the club is at the maximum of 40 players. Players carried on this list are not counted in 40-man roster limit. If placed or transferred there after 60 days prior to the final game of the season, the player must remain there through the postseason.





# SCOTTDIAMOND

**HEIGHT/WEIGHT:** 6-3/220

**BORN:** 7/30/86 in Guelph, Ontario, CAN

**RESIDES:** Guelph, Ontario, CAN

**ACQUIRED:** Selected in Rule 5 Draft from Atlanta, 12/9/10

**M.L. SERVICE:** 1 years, 161 days

**CONTRACT STATUS:** Signed thru 2014

**BATS/THROWS:** L/L

**OPENING DAY AGE:** 27



**PERSONAL:** Scott Michael Diamond...wife, Katie...2004 graduate of Centennial CVI in Guelph, Ontario...attended Binghamton University where he played three seasons, going 5-3, 3.45 ERA (62.2 IP, 24 ER) with 42 strikeouts, 16 walks and four complete games in 12 starts in his senior season (2007)...named 2005 All-Conference selection and named to All-Rookie team...second in school's history in starts (37) and complete games (10)...earned degree in Industrial and Systems Engineering from Binghamton in 2011...inducted into the Binghamton University Hall of Fame in November of 2013.

## 2013:

- Started the season on disabled list recovering from a scope on his left elbow to remove a bone chip in December.
- Made one rehab start for Single-A Ft. Myers and was reinstated from 15-day disabled list April 13.
- Went 3-2, 3.03 ERA (29.2 IP, 10 ER) with just three walks allowed in first five starts April 13-May 7.
- Posted a 6.66 ERA (24.1 IP, 18 ER) with 14 walks in five starts July 7-August 1 and was optioned to Triple-A Rochester August 1.
- Pitched complete game shutout August 11 at Norwich, allowing five hits and no walks, earning the win for the Red Wings.
- Went 4-0, 2.41 ERA (41.0 IP, 11 ER) and held opponents to a .217 average (33-for-152) in six starts for the Red Wings; also made a playoff start September 7 at Pawtucket, tossing 7.0 shutout innings with no walks and eight strikeouts, earning the win.
- Recalled September 6.
- Struck out one batter-or-less in seven consecutive starts July 7-September 18, the longest stretch for any pitcher since Baltimore's Dave Schmidt also went seven in 1989.

**2012:** Began season with Triple-A Rochester and did not allow a run in first 14.0 innings over three starts April 6-16...named Twins minor league Player of the Week April 27, earning one win while allowing two runs in 7.0 innings with four strikeouts and no walks in one start...went 4-1, 2.60 ERA (34.2 IP, 10 ER) in six starts for the Red Wings before being recalled by Twins May 7...recorded first major league hit May 18 at Milwaukee, a single off Marco Estrada...began major league season with 14.0 consecutive scoreless innings and won first three starts May 8-23...pitched 8.0 innings in consecutive starts, earning the win in both, June 24 at Cincinnati and June 30 (Game 1) vs. Kansas City...his seven wins at All-Star break were tied for third most for rookies in American League and fourth most in baseball...his 2.62 ERA was the lowest among all rookie pitchers at the break (minimum of 75.0 IP) and his .700 winning percentage was also the highest...his 2.62 ERA before the All-Star break was second lowest in Twins history among rookies, behind Francisco Liriano (2.16 in 2006)...tossed first career complete game shutout, allowing three hits and issuing no walks July 27 vs. Cleveland; it was the only shutout for Twins pitchers in 2012 and first for a Twins rookie since Joe Mays (July 17, 1999 at Chicago-NL)...one of two rookies to throw a shutout in baseball in 2012, Houston's Lucas Harrell the other...earned 10th victory, allowing three runs (2 earned) on seven hits August 6 at Cleveland...became first Twins rookie with double-digit wins since Glen Perkins (12) and Nick Blackburn (11) in 2008...sustained first career ejection, throwing near the head of Josh Hamilton, August 23 at Texas...was issued a six-game suspension, which he served August 29-September 4...earned 12th win September 23 at Detroit, tying him with Glen Perkins (2008), Francisco Liriano (2006), Jesse Crain (2005), Mark Redman (2000) and Kevin Tapani (1990) for third on Twins all-time rookie wins list...finished seventh on Twins all-time rookie list in innings pitched (173.0) and eighth in starts (27)...ranked third among MLB rookies in ERA (3.54), fourth in winning percentage (.571), tied for fifth in wins (12), and eighth in starts (27) and innings pitched (173.0)...walked fewest batters (31) among rookies with a minimum of 150.0 innings pitched.

**2011:** Began season with Triple-A Rochester after being claimed December 9, 2010 in the Rule 5 Draft from Atlanta...had contract selected by Twins July 18 when Francisco Liriano was placed on 15-day disabled list...was 4-8, 4.70 ERA (92.0 IP, 48 ER) in 17 starts for Red Wings at the time of call-up...made major league debut in second game of doubleheader July 18 vs. Cleveland, but did not factor into the decision as he allowed four runs (3 earned) on seven hits in 6.1 innings pitched with two walks, one strikeout and one home run allowed...optioned to Triple-A July 21 when Kevin Slowey was reinstated from 15-day disabled list...made six starts for the Wings...recalled by Twins August 26...earned first major league victory August 31 at Chicago-AL, allowing three runs on three hits in 6.0 innings with three walks and five strikeouts...his 123.0 innings pitched and 23 starts for Rochester were third most on club...his 14 losses were tied with teammate Eric Hacker for most in International League...finished third in the Twins organization in innings pitched with 162.0...pitched in Arizona Fall League for Mesa Solar Sox.

**2010:** Began season with Double-A Mississippi (Atlanta)...struck out 43 batters in 39.2 innings in May...went 1-1, 2.97 ERA (30.1 IP, 10 ER) in five June starts...promoted to Triple-A Gwinnett July 13...ranked 29th best prospect in Twins organization by *Baseball America* entering 2011.

**2009:** Spent entire season with Double-A Mississippi...led M-Braves and ranked sixth among Braves minor league pitchers with 111 strikeouts...ranked seventh among Braves minor starting pitchers in ERA (3.50) and was 10th in innings pitched (134.1)...selected to Southern League All-Star team...played for Team Canada in the World Baseball Classic, making one appearance, allowing one run on three hits in 3.0 innings pitched.

## GAME HIGHS

### 2013

**IP:** 7.0, 5/7 at BOS

**Walks:** 4, 7/7 at TOR

**SO:** 5, 3x, last 7/1 vs. NYY

**CG:** - -

**Win Streak:** 2, 5/1-7

**Low-Hit:** - -

### CAREER

**IP:** 9.0, 7/27/12 vs. CLE

**Walks:** 4, 2x, last 7/7/13 at TOR

**SO:** 7, 6/24/12 at CIN

**CG:** 1, 7/27/12 vs. CLE

**Win Streak:** 3, 2x, last 6/24-7/16/12

**Low-Hit:** 3, 7/27/12 vs. CLE





**2008:** Began season with Single-A Rome (Atlanta)...named Braves Pitcher of the Month in April after going 2-0 with a 2.60 ERA in five starts...transferred to Single-A Myrtle Beach May 20...named South Atlantic League Pitcher of the Week April 27 after winning two consecutive starts April 21 and 26...his 12 wins were tied for first in Carolina League...named Pelicans Pitcher of the Month for June, going 4-1 with a 3.19 ERA...named Myrtle Beach Pitcher of the Year...led Braves organization and tied for fifth among all minor league pitchers with 15 wins...was second in organization with 152.2 innings pitched and fifth with 123 strikeouts...ranked 26th best prospect in the Braves organization by *Baseball America* following the season.

**PROFESSIONAL:** Signed by Atlanta as an undrafted free agent August 23, 2007; signed by scouts Paul Faulk and Lonnie Goldberg...selected by Minnesota in the major league phase of the 2010 Rule 5 Draft (12th overall); later obtained by Minnesota in exchange for pitcher Billy Bullock.

#### DIAMOND'S PITCHING RECORD

YEAR	CLUB	W-L	ERA	G	GS	CG	SH	SV	IP	H	R	ER	HR	HB	BB	SO	WP	BK	BAA
2008	Rome	3-1	3.08	9	9	0	0	0	52.2	47	20	18	2	1	11	38	1	0	.240
	Myrtle Beach	12-2	2.79	17	15	1	1	0	100.0	95	42	31	6	4	28	85	6	0	.245
2009	Mississippi	5-10	3.50	23	23	0	0	0	131.0	152	68	51	5	2	53	111	4	0	.294
2010	Mississippi	4-6	3.52	17	17	0	0	0	102.1	113	45	40	4	2	39	90	6	0	.288
	Gwinnett	4-1	3.36	10	10	1	1	0	56.1	53	25	21	2	1	15	33	4	0	.260
2011	Rochester	4-14	5.56	23	23	2	0	0	123.0	158	85	76	11	1	36	90	4	1	.311
	MINNESOTA	1-5	5.08	7	7	0	0	0	39.0	51	25	22	3	0	17	19	3	0	.317
2012	Rochester	4-1	2.60	6	6	0	0	0	34.2	35	12	10	1	1	7	26	0	0	.269
	MINNESOTA	12-9	3.54	27	27	1	1	0	173.0	184	76	68	17	4	31	90	10	0	.274
2013	Ft. Myers	0-0	7.20	1	1	0	0	0	5.0	6	4	4	1	0	0	3	0	0	.286
	Rochester	4-0	2.41	6	6	1	1	0	41.0	33	13	11	4	0	9	19	0	0	.217
	MINNESOTA	6-13	5.43	24	24	0	0	0	131.0	163	88	79	21	1	36	52	5	0	.306
Minor League Totals		40-35	3.65	112	110	5	3	0	646.0	692	314	262	36	12	198	495	25	1	.276
Major League Totals		19-27	4.43	58	58	1	1	0	343.0	398	189	169	41	5	84	161	18	0	.292

#### DIAMOND'S CAREER FIELDING RECORD

POSITION	PCT	G	PO	A	E	TC	DP	PB
Pitcher	.967	58	18	40	2	60	1	—

#### DIAMOND'S BATTING RECORD

BATTING	AVG	AB	R	H	2B	3B	HR	RBI	SH	SF	HB	BB	SO	SB	CS	OBP
Career	.143	14	1	2	0	0	0	0	1	0	0	0	7	0	0	.143

#### DIAMOND'S WORLD BASEBALL CLASSIC RECORD

YEAR	CLUB	W-L	ERA	G	GS	CG	SH	SV	IP	H	R	ER	HR	HB	BB	SO	WP	BK	BAA
2009	Canada	0-0	3.00	1	0	0	0	0	3.0	3	1	1	0	0	1	1	0	0	.300

#### TWINS COLLEGE ALUMNI

##### PLAYER

Jason Bartlett  
Doug Bernier  
Jared Burton  
Chris Colabello  
Kevin Correia  
  
Logan Darnell  
Scott Diamond  
Brian Dozier  
Brian Duensing  
Eric Fryer  
Casey Fien  
Kyle Gibson  
Sean Gilmartin  
Matt Guerrier  
Chris Herrmann

##### COLLEGE

University of Oklahoma  
Oral Roberts University (OK)  
Western Carolina University  
Assumption College (MA)  
Grossmont College (CA)  
Cal Poly State University  
University of Kentucky  
SUNY-Binghamton (NY)  
University of Mississippi  
University of Nebraska  
Ohio State University  
Golden West College (CA)  
University of Missouri  
Florida State University  
Kent State University (OH)  
University of Miami

##### PLAYER

Kris Johnson  
Kyle Knudson  
Matt Koch  
Darin Mastroianni  
Alex Meyer  
Jermaine Mitchell  
Mike Pelfrey  
Glen Perkins  
Alex Presley  
Chris Rahl  
Kurt Suzuki  
Caleb Thielbar  
Stuart Turner  
Brandon Waring  
Josh Willingham  
Vance Worley

##### COLLEGE

Wichita State University (KS)  
University of Minnesota  
Loyola Marymount University (CA)  
Southern Indiana University  
University of Kentucky  
University of North Carolina-Greensboro  
Wichita State University (KS)  
University of Minnesota  
University of Mississippi  
College of William & Mary (VA)  
Cal State Fullerton  
South Dakota State University  
University of Mississippi  
Wofford College (SC)  
University of North Alabama  
Long Beach State University (CA)

List includes non-roster invites





# BRIAN DOZIER

**HEIGHT/WEIGHT:** 5-11/190

**RN:** 5/15/87 in Tupelo, MS

**RESIDES:** Fulton, MS

**ACQUIRED:** 8th round, 2009 First-Year Player Draft

**M.L. SERVICE:** 1 year, 100 days

**CONTRACT STATUS:** Signed thru 2014

**BATS/THROWS:** R/R

**OPENING DAY AGE:** 26



**PERSONAL:** James Brian Dozier (pronounced DOE-sheer)...wife Renee (Hrapmann)...2005 graduate of Itawamba Agricultural (MS) High School, where he also earned three letters in football, two in golf and one in basketball...was two-time All-State selection and four-time All-Area and All-Division selection in baseball...attended the University of Southern Mississippi from 2006-09.

## 2013:

- Made first career Opening Day roster and started Opening Day at second base April 1 vs. Detroit.
- Hit first home run of the season May 6 at Boston, a game-tying solo shot in the top of the ninth inning off Joel Hanrahan; Twins lost 6-5 in 11 innings.
- Reached base safely in 12 straight games May 27-June 9, posting a .318 batting average and a .400 on-base percentage in that span.
- Homered in three straight games June 19-21.
- Committed just two errors in first 80 games April 1-July 13, posting a .995 fielding percentage in that span.
- Hit safely in a career-high 10 games July 21-August 3.
- Hit game tying RBI-single in ninth inning August 2 vs. Houston, then later hit game-winning RBI-single in the 13th inning; according to the Elias Sports Bureau, he entered that game with 70 career RBI, but only one had either tied the game or put his team ahead in the seventh inning-or-later (game-tying home run on May 6, 2013).
- Hit eight home runs with 20 RBI in 28 games August 6-September 3, posting a .576 slugging percentage in that span.
- Hit 30th double September 1 at Texas, becoming the fourth second baseman in club history to reach 30 doubles, and first since 1999 when Todd Walker hit 37.
- Hit 14th home run August 29 vs. Kansas City, tying Tim Teufel's 1984 total for most ever by a Twins second baseman...passed Teufel with his 15th August 31 at Texas.
- Played 146 games (141 starts) at second base, sixth most in baseball at the position; committed just six errors, tied for third fewest among AL second basemen...led all MLB second basemen in assists (461) and was involved in 110 double plays, second most among MLB second basemen.
- Led the Twins in home runs (18); was second in doubles (33), hits (136) and RBI (66), and third in walks (51).
- Ranked second in home runs among AL second basemen; third in extra-base hits (55) and fifth in doubles.
- Finished as the Twins all-time leader in home runs by a second baseman, also finished second in RBI, fifth in slugging percentage (.414), tied for fifth in total bases (231), and sixth in doubles.
- Committed six errors, tying him with three others for fewest ever by a Twins second baseman: Luis Castillo (2006), Chuck Knoblauch (1992) and Steve Lombardozzi (1986).
- Was given the Charles O. Johnson Award as Twins Most Improved Player and the Mike Augustin "Media Good Guy" Award, both voted on by the Twin Cities Chapter of the BBWAA.

## GAME HIGHS

### 2013

**Hits:** 3, 8x, last 9/22 at OAK

**HR:** 1, 18x, last 9/23 vs. DET

**RBI:** 4, 7/6 at TOR

**Grand Slams:** - -

**Hit-Streak:** 10, 7/21-8/3

**SB:** 1, 14x, last 9/25 vs. DET

### CAREER

**Hits:** 3, 13x, last 9/22/13 at OAK

**HR:** 1, 24x, last 9/23/13 vs. DET

**RBI:** 4, 7/6/13 at TOR

**Grand Slams:** - -

**Hit-Streak:** 10, 7/21-8/3/13

**SB:** 2, 2x, last 7/29/12 vs. CLE



## TWINS ALL-TIME LEADERS

### SINGLE SEASON HOME RUNS BY SECOND BASEMEN

1. **Brian Dozier, 2013**.....18
2. Tim Teufel, 1984.....14
3. Chuck Knoblauch, 1996.....13
4. Bernie Allen, 1962.....12
- Todd Walker, 1998
6. Chuck Knoblauch, 1995.....11

**2012:** Was an invite to Twins spring training and started the season with Triple-A Rochester, hitting safely in first nine games, going 15-for-34 (.441) April 5-14...named Twins minor league Player of the Week April 13, batting .391 (9-for-23) with three doubles, one home run and four RBI in six games...had contract selected by Minnesota May 7 as the Twins placed Justin Morneau on 15-day disabled list...made major league debut May 7 vs. Los Angeles-AL, going 1-for-4 with his first major league hit, singling off David Carpenter; came around to score first major league run...recorded first career RBI in next game May 8 vs. Los Angeles-AL...hit first career double May 12 vs. Toronto...had first career home run the next day, a solo shot off Ricky Romero May 13 vs. Toronto...hit safely in 14 of first 18 major league games May 7-25...had first career stolen base June 4 at Kansas City...optioned to Triple-A Rochester August 14...was tied with Asdrubal Cabrera for the most errors by a shortstop in the AL (15) at the time.

**2011:** Was an invite to Twins spring training...reassigned to minor league camp March 14 and reported to Single-A Ft. Myers...named Twins minor league Player of the Week May 21, batting .433 (13-for-30) with two doubles, two triples, seven RBI, three runs scored and two walks in seven games...named Twins minor league Player of the Month for May after batting .337 (33-for-98) with seven doubles, three triples, 11 RBI, 14 runs



scored, 14 walks and seven stolen bases...hit grand slam in final game with Miracle June 4 vs. Jupiter...promoted to Double-A New Britain June 6...named Florida State League Midseason All-Star, but did not play in the game due to promotion...placed on 7-day disabled list with left cheekbone fracture June 10; reinstated June 19...named Eastern League Player of the Week August 8 after batting .520 (13-for-25) with four doubles and four RBI in six games...hit safely in 18 of 19 games July 31-August 21, including first career two-homer game August 20 vs. New Hampshire...batted .385 (52-for-135) against left-handed pitching and .295 (105-for-356) against right-handers at both levels combined...made just 13 errors between both levels in 127 games (5 at Ft. Myers and 8 at New Britain)...given the Sherry Robertson Award as the Twins minor league Player of the Year, voted on by the Twin Cities chapter of the BBWAA...combined to bat .320 (157-for-491) with 33 doubles, 12 triples, nine home runs, 56 RBI, 92 runs scored and 24 stolen bases in 127 games at both levels combined...led the Twins organization in runs scored and triples, was third in hits (157), stolen bases and total bases (241), sixth in doubles, and eighth in walks (55)...named shortstop on MiLB.com's 2011 Twins organizational All-Star team...played for Mesa Solar Sox in Arizona Fall League, batting .296 (32-for-108) with 27 runs, eight doubles, three home runs and 22 RBI in 26 games...earned roster spot in AFL Rising Stars Game representing the East division as the starting second baseman; went 1-for-2 in the game with a solo home run...ranked 10th best prospect in the Twins minor league system, best strike zone discipline and best defensive infielder by *Baseball America* entering the 2012 season.

**2010:** Started season with Single-A Beloit, playing 32 games at shortstop, three games at second base and three games at third base...had season-high 12-game hitting streak April 10-23...transferred to Single-A Ft. Myers May 22...hit first professional home run June 24 vs. Charlotte...named Twins minor league Player of the Week June 25 after batting .412 with 14 hits, one double, one home run, five RBI and six runs scored in eight games...played 66 games at shortstop for Miracle, 14 at third base and 12 at second base...ranked 30th best prospect in Twins organization by *Baseball America* entering 2011 season.

**2009:** Began season with Rookie GCL Twins...played in five games before being promoted to Rookie Elizabethton July 8...named Appalachian League Player of the Week August 10...batted .369 (48-for-130) with 10 doubles in 31 August games...played all 53 of his games at shortstop...finished second in Appalachian League in batting average (.353), hits (77) and on-base percentage (.417)...was named Appalachian League Postseason All-Star.

**AMATEUR CAREER:** Attended the University of Southern Mississippi where he was named a Louisville Slugger Freshman All-American and to Conference USA All-Freshman team in 2006...named Second-Team All-Conference USA as a junior...led team in at-bats (269), hits (92), total bases (128), RBI (tied with 46) and doubles (17) as a junior...started 64 games at shortstop in 2008, missing just two innings the entire year.

**PROFESSIONAL:** Selected by the Twins in the eighth round of the 2009 First-Year Player Draft; signed by scout Earl Winn.

#### DOZIER'S BATTING RECORD

YEAR	CLUB	AVG	G	AB	R	H	2B	3B	HR	RBI	SH	SF	HB	BB	SO	SB	CS	E	OBP
2009	GCL Twins	.286	5	14	1	4	0	0	0	0	0	0	0	2	1	0	0	0	.375
	Elizabethton	.353	53	218	38	77	17	0	0	14	1	3	3	23	26	3	0	14	.417
2010	Beloit	.278	39	151	24	42	7	1	0	17	3	0	0	16	16	6	1	7	.347
	Ft. Myers	.274	93	350	44	96	11	1	5	42	9	6	1	44	41	10	4	15	.352
2011	Ft. Myers	.322	49	180	32	58	11	5	2	22	3	2	6	27	20	13	4	8	.423
	New Britain	.318	78	311	60	99	22	7	7	34	7	0	5	28	46	11	7	5	.384
2012	Rochester	.232	48	181	15	42	11	1	2	17	1	3	1	14	34	3	2	7	.286
	MINNESOTA	.234	84	316	33	74	11	1	6	33	4	3	1	16	58	9	2	15	.271
2013	MINNESOTA	.244	147	558	72	136	33	4	18	66	3	4	6	51	120	14	7	6	.312
Minor League Totals		.298	365	1405	214	418	79	15	16	146	24	14	16	154	184	46	18	56	.370
Major League Totals		.240	231	874	105	210	44	5	24	99	7	7	7	67	178	23	9	21	.297

#### DOZIER'S CAREER FIELDING RECORD

POSITION	PCT	G	PO	A	E	TC	DP	PB
Shortstop	.964	83	111	287	15	413	70	—
Second Base	.992	146	268	461	6	735	110	—
Totals	.982	229	379	748	21	1148	180	—

#### 2013 AMERICAN LEAGUE SECOND BASEMEN

##### HOME RUNS

1. Robinson Cano, NYY .....27
2. **Brian Dozier, MIN.....18**
3. Jason Kipnis, CLE.....17
4. Howie Kendrick, LAA.....13
- Ian Kinsler, TEX .....13

##### DOUBLES

1. Dustin Pedroia, BOS .....42
2. Robinson Cano, NYY .....41
3. Jason Kipnis, CLE .....36
- Ben Zobrist, TB.....36
5. **Brian Dozier, MIN.....33**

##### SLUGGING PERCENTAGE

1. Robinson Cano, NYY ..... .516
2. Jason Kipnis, CLE ..... .452
3. Howie Kendrick, LAA ..... .439
4. Dustin Pedroia, BOS ..... .415
5. **Brian Dozier, MIN..... .414**





# BRIAN DUENSING

**HEIGHT/WEIGHT:** 6-0/205  
**BORN:** 2/22/83 in Marysville, KS  
**RESIDES:** Omaha, NE

**ACQUIRED:** 3rd round, 2005 First-Year Player Draft  
**M.L. SERVICE:** 4 years, 104 days  
**CONTRACT STATUS:** Signed thru 2014

**BATS/THROWS:** L/L  
**OPENING DAY AGE:** 31



**PERSONAL:** Brian Matthew Duensing (pronounced DONE-sing)...wife, Lisa (Blunk)...daughter, McKenna (1/5/12)...2001 graduate of Millard South (NE) High School...attended University of Nebraska where he was Collegiate Baseball honorable mention All-American, Big 12 All-Freshman team and NCAA Lincoln All-Regional team in 2002...pitched for Team USA in 2008 Olympic Games in Beijing, China...active supporter of the Leukemia & Lymphoma Society, participating in inaugural Lefties Lunkers fishing tournament and the Light The Night Walk.

## 2013:

- Made the Twins Opening Day roster for the fifth straight season.
- Posted a 1.76 ERA (15.1 IP, 3 ER) in first 16 appearances April 1-May 14.
- Earned first career save May 28 vs. Milwaukee, pitching a scoreless 14th inning.
- Won back-to-back games June 11 and 12 vs. Philadelphia, pitching 0.2 scoreless innings in each appearance.
- Did not allow a home run in first 35 appearances (26.1 IP) May 1-June 21, before allowing one to Derek Dietrich June 25 at Miami...the streak went back to August 30, 2012, a span of 47 games (48.1 IP).
- Won both games of the split doubleheader August 9 at Chicago-AL, tossing 0.1 innings and 1.0 innings respectively; first MLB pitcher to win both games of a doubleheader since Yankees' Luis Vizcaino July 21, 2007...became second pitcher in franchise history to do so, the other being Washington's Walter Johnson September 23, 1923 vs. St. Louis (10.0 IP in both games).
- Posted a 13.0 consecutive scoreless inning streak over 13 games August 3-September 3.
- Set single season career-high with 56th appearance August 16 vs. Chicago-AL.
- Appeared in 73 games, tied for seventh most in the American League, the most among left-handers...tied for seventh most appearance ever by a Twins left-hander.

## AMERICAN LEAGUE LEADERS

### APPEARANCES FOR LEFTIES SINCE 2012

1. Boone Logan.....	141
2. Jake McGee.....	140
3. Tim Collins.....	138
4. Matt Thornton.....	134
5. Glen Perkins.....	131
6. Jerry Blevins.....	130
7. Brian Duensing.....	128

2-1, 2.91 ERA (34.0 IP, 11 ER) in five starts in April and 0-4, 8.76 ERA (24.2 IP, 24 ER) in six games (5 starts) in May...lost five straight decisions April 30-May 25 before snapping that streak, tossing 8.0 shutout innings in a win June 5 at Kansas City...tossed second career complete game shutout, allowing six hits, walking four and striking out seven July 4 vs. Tampa Bay...recorded 200th career strikeout, fanning Ramon Castro in fifth inning July 9 at Chicago-AL...set career-high with nine strikeouts in 6.2 innings August 13 at Cleveland, but was dealt the loss, allowing three runs on nine hits...was unavailable to pitch September 4-13 with a right oblique strain, which occurred in second inning of September 3 start at Los Angeles-AL...held left-handed batters to .217 (38-for-175) batting average with seven extra-base hits...committed four fielding errors on season after entering 2011 having committed none...led Twins staff in losses but ranked second on staff in innings pitched (161.2), starts (28) and strikeouts (115).

**2010:** Started season on Twins Opening Day roster for second consecutive season...began season in bullpen and went 3-1, 1.67 ERA (43.0 IP, 8 ER) with nine holds in 39 appearances...did not allow a run in 10 consecutive appearances (9.1 IP) April 17-May 12...struck out in first career plate appearance June 24 at Milwaukee...was inserted into Twins starting rotation July 23...at the time of move to starting rotation, ranked eighth in American League in ERA for relievers (1.67), second among lefties, and his .214 opponent batting average ranked fifth among lefty relievers...first batters faced in relief went 1-for-36 (.028)...made first start of season July 23 at Baltimore and did not factor into the decision, allowing one run on four hits in 5.0 innings with no walks and three strikeouts...recorded first win of season as starter, allowing two runs on eight hits in 6.0 innings July 28 at Kansas City...pitched three-hit complete game shutout, the first CG and SHO of his career, August 14 vs. Oakland...became just third Twins lefty to pitch a shutout since 2002, joining Eric Milton (2002) and Johan Santana (2004, twice in '05 & '07)...earned seventh victory of season, allowing one run on seven hits in 8.0 innings August 20 vs. Los Angeles-AL...set season-high with seven strikeouts, tossing 8.0 innings, allowing one run on six hits with no walks September 8 vs. Kansas City...recorded 10th win, allowing three runs on six hits in 6.0 innings in Twins 9-3 victory September 20 vs. Cleveland...won five consecutive decisions July 18-August 20, and eight of nine decisions July 18-September 20...started Game 3 of the ALDS October 9 at New-York-AL, allowing five runs on seven hits in

## GAME HIGHS

### 2013

**IP:** 3.0, 8/5 at KC  
**Walks:** 2, 2x, last 7/1 vs. NYY  
**SO:** 4, 8/23 at CLE  
**CG:** - -  
**Win-Streak:** 6, 6/11-8/9  
**Low-Hit:** - -

### CAREER

**IP:** 9.0, 2x, last 7/4/11 vs. TB  
**Walks:** 4, 8x, last 7/4/11 vs. TB  
**SO:** 9, 8/13/11 at CLE  
**CG:** 2, last 7/4/11 vs. TB  
**Win-Streak:** 6, 6/11-8/9/13  
**Low-Hit:** 3, 8/14/10 vs. OAK





3.1 innings and was dealt the loss...was 7-2, 3.05 ERA (85.2 IP, 29 ER) in 13 starts and 3-1, 1.80 ERA (45.0 IP, 9 ER) in 40 relief appearances...was one of two pitchers in major leagues to make 40-or-more relief appearances and 10-or-more starts (Hisanori Takahashi, New York-NL).

**2009:** Started season on Twins Opening Day roster for first time in career...appeared in one game for Twins, making major league debut in relief April 10 at Chicago-AL, allowing two earned runs on two hits in 3.0 innings with no walks...optioned to Triple-A Rochester April 14...made 13 starts for Red Wings...tossed 8.0 innings and allowed one run on six hits, earning the win June 26 vs. Colorado Springs...recalled by Twins July 7...made first career start July 29 vs. Chicago-AL, allowing two runs on three hits in 5.0 innings...earned first major league win August 22 at Kansas City, allowing two runs on six hits in 5.0 innings while walking one...earned second career victory, allowing one run on three hits in 7.0 innings, striking out eight August 28 vs. Texas...tossed 7.0 shutout innings September 2 vs. Chicago-AL...was winning pitcher with 7.0 shutout innings September 13 vs. Oakland...went 5-0, 1.88 (43.0 IP, 9 ER) in seven starts August 22-September 23...posted .833 (5-1) winning percentage August 22-end of the season, tying him for fourth best in American League during that span...his 2.78 ERA (35.2 IP, 11 ER) in September was seventh lowest in AL (6 starts)...went 0-1, 5.17 ERA (31.1 IP, 18 ER) in 15 relief appearances and 5-1, 2.73 ERA (52.2 IP, 16 ER) in nine starts...started Game 1 of the ALDS October 7 at New York-AL, allowing five runs on seven hits in 4.2 innings, becoming third rookie in club history to start a Postseason game.

**2008:** Spent entire season at Triple-A Rochester...lost first two starts of year despite posting a 2.31 ERA (11.2 IP, 3 ER)...earned first win April 14 vs. Syracuse, allowing three runs in 5.2 innings...did not allow a run in back-to-back starts June 4 and June 9 (15.0 innings)...earned fifth win of season with 6.0 scoreless innings July 4 vs. Buffalo...pitched for 2008 USA Olympic Team July 28-August 27...posted 1-0 record with a 1.17 ERA (7.2 IP, 1 ER) and a .125 batting-average-against in four Olympic appearances...earned the win August 16 vs. Team Canada, tossing 3.1 scoreless innings of relief in a 5-4 win for Team USA...returned to Rochester and made only relief appearance of the season August 29 (2.0 scoreless innings)...made final start September 1 vs. Buffalo...went 3-2 with 3.39 ERA over 12 home appearances (11 starts)...ranked 16th best prospect in the Twins organization by *Baseball America* entering the 2009 season.

**2007:** Began season at Double-A New Britain...allowed three runs-or-less in first six starts, going 3-0, 2.14 ERA (33.2 IP, 8 ER) April 9-May 9...pitched season-high 8.0 innings May 4 vs. Trenton...promoted to Rochester May 30...had season-high six-game win-streak, 6-0, 2.44 ERA (44.1 IP, 12 ER) in seven starts July 7-August 8...named Twins minor league Player of the Week August 3-9...tied season-high nine strikeouts August 27 vs. Pawtucket...tied for second in all of minor leagues with three complete games...tied for ninth in all of minor league baseball with 15 wins...was third in International League in earned run average (2.66) and tied for third in wins (11)...ranked 18th best prospect in Eastern League by *Baseball America*...ranked eighth best prospect in Twins organization by *Baseball America* entering the 2008 season.

**2006:** Began season at Single-A Beloit...tossed 6.0-plus innings in eight consecutive starts April 18-May 28...pitched season-high 9.0 innings in complete game shutout May 10 at West Michigan...promoted to Single-A Ft. Myers June 6...tossed 6.0-plus innings in six consecutive starts June 9-July 6...promoted to Double-A New Britain July 14...tied season-high with eight strikeouts July 23 at Erie...was eighth in Twins organization in earned run average (3.49).

**2005:** Spent first professional season at Rookie Elizabethton...was 1-0, 1.13 ERA (8.0 IP, 1 ER) in three appearances (1 start) July 5-15...did not allow a run in two of three appearances (2 starts), going 2-0, 2.19 ERA (12.1 IP, 3 ER) August 6-11...tossed season-high 7.0 innings August 11 at Danville...tied season-high nine strikeouts August 24 at Bristol.

**PROFESSIONAL:** Selected by the Twins in the third round of the 2005 First-Year Player Draft; signed by scout Mark Wilson.

#### DUENSING'S PITCHING RECORD

YEAR	CLUB	W-L	ERA	G	GS	CG	SH	SV	IP	H	R	ER	HR	HB	BB	SO	WP	BK	BAA
2005	Elizabethton	4-3	2.32	12	9	0	0	0	50.1	49	19	13	4	0	16	55	6	0	.249
2006	Beloit	2-3	2.94	11	11	0	0	0	70.1	68	26	23	3	1	14	55	1	0	.257
	Ft. Myers	2-5	4.24	7	7	0	0	0	40.1	47	25	19	4	0	8	33	1	0	.296
	New Britain	1-2	3.65	10	9	0	0	0	49.1	51	29	20	6	1	18	30	0	0	.277
2007	New Britain	4-1	2.66	9	9	0	0	0	50.2	47	19	15	2	1	7	38	0	0	.240
	Rochester	11-5	3.24	19	19	3	1	0	116.2	115	54	42	13	5	30	86	1	0	.261
2008	Rochester	5-11	4.28	25	24	0	0	0	138.2	150	75	66	16	5	34	77	4	0	.278
2009	MINNESOTA	5-2	3.64	24	9	0	0	0	84.0	84	37	34	7	3	31	53	1	0	.262
	Rochester	4-6	4.66	13	13	0	0	0	75.1	87	40	39	2	2	19	44	2	0	.298
2010	MINNESOTA	10-3	2.62	53	13	1	1	0	130.2	122	42	38	11	3	35	78	1	0	.247
2011	MINNESOTA	9-14	5.23	32	28	1	1	0	161.2	193	102	94	21	1	52	115	3	0	.299
2012	MINNESOTA	4-12	5.12	55	11	0	0	0	109.0	126	71	62	10	2	27	69	5	0	.288
2013	MINNESOTA	6-2	3.98	73	0	0	0	1	61.0	68	28	27	4	2	22	56	6	0	.283
Minor League Totals		33-36	3.61	106	101	3	1	0	591.2	614	287	237	50	15	146	418	15	0	.270
Major League Totals		34-33	4.20	237	61	2	2	1	546.1	593	280	255	53	11	167	371	16	0	.278

#### DUENSING'S CAREER FIELDING RECORD

POSITION	PCT	G	PO	A	E	TC	DP	PB
Pitcher	.967	237	33	85	4	122	5	—

#### DUENSING'S BATTING RECORD

BATTING	AVG	AB	R	H	2B	3B	HR	RBI	SH	SF	HB	BB	SO	SB	CS	OBP
Career	.000	6	0	0	0	0	0	0	0	0	0	0	4	0	0	.000

#### DUENSING'S DIVISION SERIES RECORD

YEAR	OPPONENT	W-L	ERA	G	GS	CG	SH	SV	IP	H	R	ER	HR	HB	BB	SO	WP	BK	BAA
2009	New York-AL	0-1	9.64	1	1	0	0	0	4.2	7	5	5	1	0	1	3	1	0	.333
2010	New York-AL	0-1	13.50	1	1	0	0	0	3.1	7	5	5	1	0	1	1	0	0	.438
Division Series Totals		0-2	11.25	2	2	0	0	0	8.0	14	10	10	2	0	2	4	1	0	.378





# EDUARDO ESCOBAR

**HEIGHT/WEIGHT:** 5-10/173

**BORN:** 1/5/89 at Villa de Cura, VZ

**RESIDES:** Palo Negro, VZ

**ACQUIRED:** Trade with Chicago-AL, 7/28/12

**M.L. SERVICE:** 1 year, 128 days

**CONTRACT STATUS:** Signed thru 2014

**BATS/THROWS:** S/R

**OPENING DAY AGE:** 25



**PERSONAL:** Eduardo Jose Escobar...two sons, Eduardo Jr. and Raul.

## 2013:

- Made Twins Opening Day roster, marking his second time on a major league Opening Day roster (Chicago-AL in 2012).
- Hit walk-off two-run double April 3 vs. Detroit, giving the Twins the 3-2 victory and his second career walk-off hit.
- Hit first career home run April 9 at Kansas City, a solo shot off Jeremy Guthrie.
- Optioned to Triple-A Rochester July 14.
- Recorded back-to-back four-hit games August 11 and 12 at Norwich.
- Finished the Triple-A season with a season-high nine-game hitting streak August 25-September 2.
- Named International League Player of the Week September 3 after leading the IL with 12 hits, three home runs, nine RBI, seven runs scored, and a .867 slugging percentage in the season's final eight games...on the final day, went 4-for-5 with three doubles, one home run with five RBI September 2 vs. Scranton-Wilkes-Barre.
- Hit .307 (51-for-166) with 16 doubles in 43 games on the season for Triple-A Rochester.
- Recalled by Minnesota September 9 and hit .324 (11-for-34) in 11 games to finish the season.

**2012:** Appeared in 36 games for Chicago-AL, playing third base, shortstop and second base...hit .207 (18-for-87) with four doubles, a triple and 14 runs scored...entered season ranked 10th best prospect and best defensive infielder in White Sox organization for third straight season by *Baseball America*...acquired from Chicago-AL in exchange for Francisco Liriano July 28, 2012; spent entire season on White Sox 25-man roster prior to being traded to Twins...added to Twins 40-man roster and assigned to Triple-A Rochester...hit .217 (30-for-138) with three doubles, three triples, one home run, nine RBI and 19 runs scored in 35 games for Red Wings...committed just three errors while playing third base (17 games), shortstop (10 games) and second base (9 games)...recalled by Twins September 4...made Twins debut, going 2-for-4 with three RBI and two runs scored, September 4 at Chicago-AL...recorded RBI-single in first Twins at-bat.

**2011:** Spent majority of season with Triple-A Charlotte (Chicago-AL)...recalled September 3 and made major league debut that night at Detroit...entered game as defensive replacement at shortstop and picked up first major league hit, a single off Justin Verlander...batted .266 (130-for-489) with 23 doubles, four triples, four home runs and 49 RBI in 137 games with Knights...appeared in 107 games at shortstop and 30 at second base...batted .396 (19-for-48) over last 11 games, including eight-game hitting streak August 25-31 (.436, 14-for-32)...hit .255 (47-for-184) with one home run and 19 RBI in 53 games with La Guaira in Venezuelan Winter League...entered season ranked by *Baseball America* as best defensive infielder and fifth best prospect in White Sox organization.

**2010:** Combined to hit .277 (158-for-570) with 26 doubles, 11 triples, six home runs and 61 RBI in 136 games between Single-A Winston-Salem and Double-A Birmingham...named to Midseason and Postseason Carolina League All-Star teams...named best defensive shortstop in CL by *Baseball America*...ranked among White Sox organizational leaders in triples (2nd, 11), runs scored (T-2nd, 158) and total bases (T-6th, 224)...appeared in 28 games with Peoria Saguaros in Arizona Fall League, hitting .300 (33-for-110) with four home runs, 15 RBI and 22 runs scored...ranked among AFL leaders in total bases (1st, 59), triples (T-1st, 5), runs scored (2nd), home runs (T-3rd) and hits (T-3rd)...named to AFL West Division Rising Stars team...entered season ranked as best defensive infielder in the White Sox organization by *Baseball America*...played six games with La Guaira in Venezuelan Winter League.

**2009:** Hit .256 (119-for-464) with three home runs and 41 RBI in 128 games with Single-A Kannapolis (Chicago-AL)...led team in runs scored (64) and stolen bases (20)...posted 16-game hitting streak August 18-September 3, batting .426 (26-for-61)...hit .269 (7-for-26) in 26 games with La Guaira in Venezuelan Winter League.

**2008:** Began season with Rookie Great Falls (Chicago-AL) before being promoted to Single-A Kannapolis, batting .281 (75-for-267) in 66 combined games...played in six games with La Guaira in Venezuelan Winter League.

**2007:** Spent entire season with the Dominican Summer League White Sox.

**2006:** Made professional debut with Venezuelan Summer League White Sox.

**PROFESSIONAL:** Signed as an undrafted free agent with Chicago-AL, January 28, 2006.

## GAME HIGHS

### 2013

**Hits:** 3, 2x, last 4/23 vs. MIA

**HR:** 1, 3x, last 6/20 vs. CWS

**RBI:** 2, 2x, last 4/9 at KC

**Grand Slams:** - -

**Hit-Streak:** 5, 2x, last 9/18-26

**SB:** - -

### CAREER

**Hits:** 3, 2x, last 4/23/13 vs. MIA

**HR:** 1, 3x, last 6/20/13 vs. CWS

**RBI:** 3, 9/4/12 at CWS

**Grand Slams:** - -

**Hit-Streak:** 5, 2x, last 9/18-26/13

**SB:** 1, 3x, last 9/23/12 at DET





### ESCOBAR'S PLAYING RECORD

YEAR	CLUB	AVG	G	AB	R	H	2B	3B	HR	RBI	SH	SF	HB	BB	SO	SB	CS	E	OBP
2006	VSL White Sox	.236	46	123	21	29	3	1	0	17	6	1	1	14	25	7	6	9	.317
2007	DSL White Sox	.291	64	247	56	72	5	4	0	18	6	2	5	22	45	19	14	17	.359
2008	Great Falls	.417	6	24	6	10	2	1	1	4	0	1	1	2	3	1	1	1	.464
	Kannapolis	.267	60	243	37	65	6	1	0	22	8	2	0	13	65	4	3	10	.302
2009	Kannapolis	.256	128	464	64	119	10	7	3	41	17	3	1	29	91	20	6	23	.300
2010	Winston-Salem	.285	87	368	57	105	18	8	3	39	11	4	2	23	76	8	5	15	.327
	Birmingham	.262	49	202	22	53	8	3	3	22	5	0	0	9	35	3	0	10	.294
2011	Charlotte	.266	137	489	55	130	23	4	4	49	15	4	1	27	104	13	8	19	.303
	CHICAGO-AL	.286	9	7	0	2	0	0	0	0	0	0	0	0	1	0	0	0	.286
2012	CHICAGO-AL	.207	36	87	14	18	4	1	0	3	1	0	0	9	23	2	0	2	.281
	Rochester	.217	35	138	19	30	3	3	1	9	4	1	0	8	26	3	1	3	.259
	MINNESOTA	.227	14	44	4	10	0	0	0	6	1	1	1	2	8	1	0	0	.271
2013	Rochester	.307	43	166	22	51	16	2	4	27	1	1	3	17	37	6	2	6	.380
	MINNESOTA	.236	66	165	23	39	5	2	3	10	2	1	0	11	34	0	2	7	.282
Minor League Totals		.269	657	2464	359	664	94	34	19	248	73	19	14	164	507	84	46	113	.316
Major League Totals		.228	125	303	41	69	9	3	3	19	4	2	1	22	66	3	2	9	.280

### ESCOBAR'S CAREER FIELDING RECORD

POSITION	PCT	G	PO	A	E	TC	DP	PB
Shortstop	.959	51	41	99	6	146	14	—
Third Base	.951	48	8	50	3	61	6	—
Second Base	1.000	23	38	53	0	91	13	—
Outfield	1.000	2	2	0	0	2	0	—
Totals	.970	124	89	202	9	300	33	—

### FIRST MAJOR LEAGUE HIT

PLAYER	DATE	OPPONENT	PITCHER	HIT
Oswaldo Arcia	4-15-13	Los Angeles-AL	Joe Blanton	Single
Jason Bartlett	9-21-04	at Chicago-AL	Jon Garland	Single
Doug Bernier	7-22-13	at Los Angeles-AL	Joe Blanton	Double
Chris Colabello	5-25-13	at Detroit	Doug Fister	Single
Kevin Correia	9-23-03	at Los Angeles-NL	Rodney Myers	Single
Scott Diamond	5-18-12	at Milwaukee	Marco Estrada	Single
Brian Dozier	5-7-12	Los Angeles-AL	David Carpenter	Single
Eduardo Escobar	9-3-11	at Detroit	Justin Verlander	Single
Pedro Florimon	9-25-11	at Detroit	Brad Penny	Double
Eric Fryer	7-2-11	at Washington	John Lannan	Single
Chris Herrmann	9-26-12	New York-AL	Cody Eppley	Single
Aaron Hicks	4-4-13	Detroit	Brayan Villareal	Single
Jason Kubel	9-4-04	Kansas City	Mike Wood	Double
Darin Mastroianni	5-11-12	Toronto	Carlos Villanueva	Single
Joe Mauer	4-5-04	Cleveland	Rafael Betancourt	Single
Ricky Nolasco	5-22-06	Chicago-NL	Sean Marshall	Home Run
Chris Parmelee	9-6-11	Chicago-AL	Jake Peavy	Single
Josmil Pinto	9-1-13	at Texas	Travis Blackley	Double
Mike Pelfrey	7-1-07	at Philadelphia	Kyle Kendrick	Single
Trevor Plouffe	5-21-10	Milwaukee	Dave Bush	Single
Alex Presley	9-8-10	Atlanta	Christian Martinez	Single
Wilkin Ramirez	5-20-09	Texas	Matt Harrison	Home Run
Kurt Suzuki	6-14-07	at Houston	Brian Moehler	Single
Josh Willingham	7-7-04	Pittsburgh	Brian Meadows	Single
Vance Worley	4-29-11	New York-NL	Mike Pelfrey	Single

\*List includes non-roster invites\*

PLAYERS

2014  
ASG





# CASEYFIEN

**HEIGHT/WEIGHT:** 6-2/205  
**BORN:** 10/21/83 in Santa Rosa, CA  
**RESIDES:** Buena Park, CA  
**ACQUIRED:** Signed as minor league free agent, 1/3/12  
**M.L. SERVICE:** 1 year, 143 days  
**CONTRACT STATUS:** Signed thru 2014

**BATS/THROWS:** R/R  
**OPENING DAY AGE:** 30



**PERSONAL:** Casey Michael Fien (pronounced FEEN)...wife, Joann...daughter, Jordan Avery (10/23/13)...2002 graduate of John F. Kennedy High School in La Palma, CA...attended William Penn University in Oskaloosa, IA, where he went 6-3, 2.48 ERA in 2003; Golden West College in Huntington Beach, CA, where he went 3-2, 2.93 ERA in 2004; and Cal Poly, San Luis Obispo (2005-06).

## 2013:

- Made an Opening Day roster for the first time in career.
- Went 25 consecutive right-handed batters faced without allowing a hit May 23-June 23.
- Walked just one batter in a 28-game span (26.2 IP) May 28-August 3, including 20 straight games (18.2 IP) without issuing a walk May 28-July 13.
- Posted a 0.87 ERA (10.1 IP, 1 ER) in 11 June appearances and a 0.75 ERA (12.0 IP, 1 ER) in 13 July appearances.
- Set a single-game career-high with four strikeouts (2.0 IP) June 23 at Cleveland and again July 26 at Seattle.
- Allowed just two runs in a 30-game span (28.1 IP) May 28-August 9, posting a 0.64 ERA and an opponents batting average of .160 (15-for-94) with two walks allowed in that span.
- Made career-high 73 appearances, tied for seventh most in the AL.
- Held right-handed hitters to a .213 (29-for-136) batting average with six extra-base hits, while lefties hit .242 (22-for-91) with eight extra-base hits.
- Led Twins relievers in wins with five.

## AMERICAN LEAGUE LEADERS

### STRIKEOUTS-PER-9.0 IP FOR RIGHT-HANDED RELIEVERS IN 2013

1. Greg Holland, KC	13.84
2. Ernesto Frieri, LAA	12.84
3. Koji Uehara, BOS	12.23
4. Cody Allen, CLE	11.26
5. Fernando Rodney, TB	11.07
6. Casey Fien, MIN	10.60

**2012:** Was an invite to Twins spring training and reassigned to minor league camp April 1, reporting to Triple-A Rochester...recorded a save in first appearance for Red Wings, tossing 1.0 scoreless inning April 5 at Syracuse...went 2-5, 4.30 ERA (46.0 IP, 22 ER) with opponents batting .228, and recorded nine saves in 12 opportunities in 33 games for Red Wings before having contract selected by Twins July 5 when Nick Blackburn was optioned...made Twins debut with 1.0 scoreless inning of relief with one hit allowed July 8 at Texas, his first major league appearance since July 20, 2010 vs. Texas (with Detroit)...earned first major league win, tossing 2.0 scoreless innings July 20 at Kansas City...ranked seventh in AL in ERA (2.12) after the All-Star break and 10th in opponent batting average (.194)...28 of 35 appearances were scoreless...allowed just one run five times and two runs two times.

**2011:** Was an invite to Houston's spring training...started season with Triple-A Oklahoma...appeared in nine games before being placed on 7-day disabled list with right elbow strain April 30...went on rehab assignment with GCL Astros June 25, reinstated June 30...pitched in 12 games for Red Hawks and was released by Houston August 2.

**2010:** Opened season in major league camp with Detroit before being claimed off waivers by Boston March 1 and then Toronto March 4...released by Blue Jays March 17...returned to Tigers organization as minor league free agent March 19...began regular season with Triple-A Toledo...had contract selected by the Tigers June 29 and played one game before being optioned back to Toledo July 3...joined Tigers for second time July 20...designated for assignment by the Tigers July 25 before being outrighted to Toledo July 28...signed a minor league contract with Houston November 12.

**2009:** Began season at Triple-A Toledo (Detroit)...had contract purchased by Tigers July 25 and made major league debut July 26 vs. Chicago-AL, striking out two batters in 2.1 scoreless innings of relief...optioned to Toledo August 4...recalled by Tigers for remainder of season September 1...finished season second among all International League relievers with 10.24 strikeouts-per-9.0 innings pitched, third with a 1.86 walks-per-9.0 innings and fourth with 10.55 baserunners-per-9.0 innings...named 27th best prospect in Tigers organization by *Baseball America*...appeared in five games for Ponce in Puerto Rican Winter League following the season, going 1-0, 1.59 ERA (5.2 IP, 1 ER) with five strikeouts.

**2008:** Started season at Double-A Erie (Detroit)...converted 11 straight save opportunities for Sea Wolves May 27-July 20...named to Eastern League's midseason All-Star team...promoted to Triple-A Toledo July 28...transferred back to Double-A Erie August 28, but did not appear in a game before returning to Triple-A Toledo August 30...named 11th best prospect in Tigers organization by *Baseball America* following the season...played for Mesa in Arizona Fall League, going 2-0, 1.84 ERA (14.2 IP, 3 ER) with two saves and 15 strikeouts in 12 appearances.

**2007:** Spent season with Single-A West Michigan...appeared in four games during Midwest League playoffs, recording three saves and 13 strikeouts in 7.2 scoreless innings...led all Midwest League relievers with 11.36 strikeouts-per-9.0 innings pitched.

**2006:** Made professional debut with Single-A Oneonta (Detroit)...had eight straight scoreless outings July 4-26, tossing 17.0 scoreless innings in that time.

**PROFESSIONAL:** Selected by the Tigers in the 20th round of the 2006 First-Year Player Draft; signed by scout Tim McWilliam.

## GAME HIGHS

### 2013

**IP:** 2.0, 3x, last 7/26 at SEA  
**Walks:** 2, 4/10 at KC  
**SO:** 4, 2x, last 7/26 at SEA  
**CG:** - -  
**Win-Streak:** 4, 7/19-9/15  
**Low-Hit:** - -

### CAREER

**IP:** 3.0, 3x, last 7/15/12 vs. OAK  
**Walks:** 2, 4x, last 4/10/13 at KC  
**SO:** 4, 2x, last 7/26/13 at SEA  
**CG:** - -  
**Win-Streak:** 4, 7/19-9/15/13  
**Low-Hit:** - -





### FIEN'S PITCHING RECORD

YEAR	CLUB	W-L	ERA	G	GS	CG	SH	SV	IP	H	R	ER	HR	HB	BB	SO	WP	BK	BAA
2006	Oneonta	1-1	2.74	20	0	0	0	1	42.2	39	17	13	1	0	8	37	2	0	.248
2007	West Michigan	6-1	3.10	39	0	0	0	6	61.0	55	28	21	4	3	10	77	2	0	.233
2008	Erie	3-3	2.96	40	0	0	0	12	45.2	38	16	15	5	0	12	42	1	0	.226
	Toledo	2-0	2.40	12	0	0	0	1	15.0	14	4	4	2	1	4	17	1	0	.246
2009	Toledo	2-1	3.41	42	0	0	0	14	58.0	51	23	22	5	2	15	66	2	1	.237
	<b>DETROIT</b>	<b>0-1</b>	<b>7.94</b>	<b>9</b>	<b>0</b>	<b>0</b>	<b>0</b>	<b>0</b>	<b>11.1</b>	<b>13</b>	<b>11</b>	<b>10</b>	<b>2</b>	<b>0</b>	<b>6</b>	<b>9</b>	<b>0</b>	<b>0</b>	<b>.289</b>
2010	<b>DETROIT</b>	<b>0-0</b>	<b>10.12</b>	<b>2</b>	<b>0</b>	<b>0</b>	<b>0</b>	<b>0</b>	<b>2.2</b>	<b>4</b>	<b>3</b>	<b>3</b>	<b>2</b>	<b>0</b>	<b>0</b>	<b>0</b>	<b>0</b>	<b>0</b>	<b>.364</b>
	Toledo	3-3	2.60	44	0	0	0	8	62.1	54	21	18	8	1	13	44	0	0	.235
2011	GCL Astros	1-0	0.00	2	0	0	0	0	2.0	1	0	0	0	0	0	3	0	0	.143
	Oklahoma City	2-2	4.81	21	0	0	0	3	24.1	28	15	13	7	0	8	24	0	0	.289
2012	Rochester	2-5	4.30	33	0	0	0	9	46.0	39	23	22	5	0	14	42	1	0	.228
	<b>MINNESOTA</b>	<b>2-1</b>	<b>2.06</b>	<b>35</b>	<b>0</b>	<b>0</b>	<b>0</b>	<b>0</b>	<b>35.0</b>	<b>25</b>	<b>9</b>	<b>8</b>	<b>3</b>	<b>1</b>	<b>9</b>	<b>32</b>	<b>0</b>	<b>0</b>	<b>.195</b>
2013	<b>MINNESOTA</b>	<b>5-2</b>	<b>3.92</b>	<b>73</b>	<b>0</b>	<b>0</b>	<b>0</b>	<b>0</b>	<b>62.0</b>	<b>51</b>	<b>28</b>	<b>27</b>	<b>9</b>	<b>0</b>	<b>12</b>	<b>73</b>	<b>2</b>	<b>0</b>	<b>.225</b>
Minor League Totals		22-16	3.23	253	0	0	0	54	357.0	319	147	128	37	7	84	352	9	1	.238
Major League Totals		7-4	3.89	119	0	0	0	0	111.0	93	51	48	16	1	27	114	2	0	.226

### FIEN'S CAREER FIELDING RECORD

POSITION	PCT	G	PO	A	E	TC	DP	PB
Pitcher	1.000	119	5	10	0	15	0	—

### HOW THE 2014 TWINS WERE BUILT

	FIRST-YEAR PLAYER DRAFT (12)	VIA TRADE (5)	SIGNED AS FREE AGENT (19)	RULE-5 DRAFT (2)	CLAIMED OFF WAIVERS (1)
2001:	Joe Mauer (1st round)				
2004:	Glen Perkins (1st round) Trevor Plouffe (1st round) Anthony Swarzak (2nd round)				
2005:	Brian Duensing (3rd round)				
2006:	Chris Parmelee (1st round)		Edgar Ibarra Josmil Pinto		
2007:			Oswaldo Arcia Danny Santana		
2008:	Aaron Hicks (1st round) Michael Tonkin (30th round)				
2009:	Brian Dozier (8th round) Kyle Gibson (1st round) Chris Herrmann (6th round)		Jorge Polanco Max Kepler Kennys Vargas		
2010:	Logan Darnell (6th round)			Scott Diamond (ATL)	
2011:			Jared Burton Samuel Deduno Caleb Thielbar Josh Willingham		Pedro Florimon (BAL)
2012:		Eduardo Escobar (CWS) Trevor May (PHI) Vance Worley (PHI)	Chris Colabello Kevin Correia Casey Fien Eric Fryer	Ryan Pressly (BOS)	
2013:		Kris Johnson (PIT) Alex Presley (PIT)	Phil Hughes Ricky Nolasco Mike Pelfrey Kurt Suzuki		

\*LIST INCLUDES 40-MAN ROSTER AS OF FEBRUARY 5





# PEDRO FLORIMON

**HEIGHT/WEIGHT:** 6-2/180

**BORN:** 12/10/86 in La Romana, DR

**RESIDES:** La Romana, DR

**ACQUIRED:** Claimed off waivers from Baltimore, 12/5/11

**M.L. SERVICE:** 1 year, 73 days

**CONTRACT STATUS:** Signed thru 2014

**BATS/THROWS:** S/R

**OPENING DAY AGE:** 27



**PERSONAL:** Pedro Alexander Florimon, Jr. (pronounced FLOR-ah-moan)...signed by Baltimore in 2004 as a 17-year-old from La Romana, Dominican Republic.

## 2013:

- Made first career Opening Day roster, beginning the season as the Twins starting shortstop April 1 vs. Detroit.
- Reached base in first 10 games April 1-16, posting a .484 on-base percentage in that span.
- Hit first home run of the season and second of career May 8 at Boston.
- Went 30 straight games without committing an error April 27-June 4.
- Hit four home runs in July, tied with Justin Morneau for most on the club during the month; his 11 RBI that month tied him with Brian Dozier for most.
- Played in 133 games (127 starts) at shortstop, the most for a Twin since Jason Bartlett played 138 in 2007... his 133 games at short were seventh most in the AL.
- Hit all nine of his home runs from the left side of the plate...most home runs by a Twins shortstop since Cristian Guzman hit nine in 2002.
- Led the Twins in stolen bases (15) and ranked third in games played (134).
- Given the second annual Jim Kaat Award as Twins Defensive Player of the Year, voted on by the Twin Cities chapter of the BBWAA.

## TWINS ALL-TIME LEADERS

### SINGLE-SEASON HOME RUNS BY SHORTSTOPS SINCE 1990

1. Pat Meares, 1995	12
2. Cristian Guzman, 2001	10
Pat Meares, 1997	10
<b>6. Pedro Florimon, 2013</b>	<b>9</b>
Cristian Guzman, 2002	9
Pat Meares, 1998	9

**2012:** Began season with Double-A New Britain, batting .283 (32-for-113) in 30 games, committing just three errors...promoted to Triple-A Rochester May 7...hit safely in 11 of first 13 games for Red Wings, including first home run May 8 at Pawtucket...played all 83 of his games for Red Wings at shortstop, committing just nine errors...had contract selected by Twins August 15 when Brian Dozier was optioned...made Twins debut August 17 at Seattle starting at shortstop, going 0-for-3...recorded first hit as Twin with a triple (first triple of career) August 18 at Seattle...had first career three-hit game August 20 at Oakland...hit first major league home run, a solo shot off Cory Wade September 24 vs. New York-AL...led entire Twins organization in games played (156) and strikeouts (147), ranked second in at-bats (561) and seventh in hits (140)...ranked by *Baseball America* as having the best infield arm in the International League.

**2011:** Recalled from Double-A Bowie (Baltimore) September 6 and made major league debut September 10 at Toronto...recorded first major league hit with a game-tying two-run double off Brad Penny September 25 at Detroit...spent regular season with Double-A Bowie, batting .267 (121-for-454) with eight homers and 60 RBI in 133 games at shortstop...drove in season-high five runs June 30 at Binghamton, and drove in four runs July 19 at Harrisburg and September 4 against Erie...went 11-for-20 (.550) June 26-30 with three doubles, two homers and eight RBI...hit .320 (31-for-97) in 28 July games.

**2010:** Began season with Double-A Bowie, batting .183 (22-for-120) in 37 games...placed on disabled list with left oblique strain May 25...batted .158 (3-for-19) in five-game rehab assignment with Aberdeen...joined Single-A Frederick June 26 and had 21 multi-hit games...named Carolina League Player of the Week July 5-11 when he hit .444 with three doubles, a triple, a home run and six RBI.

**2009:** Spent most of season with Single-A Frederick (Baltimore)...named to Carolina League All-Star team; started the game at shortstop, and tripled and scored the tying run...named Carolina League Player of the Week August 17-23 when he hit .462 with four doubles...finished tied for fourth in Carolina League in doubles (32), sixth in runs scored (76) and tied sixth in triples (5)...led club in triples and was second in doubles, runs scored and stolen bases (26).

**2008:** Spent entire season with Single-A Delmarva (Baltimore)...had season-high three hits July 10 at Greenville.

**2007:** Hit .197 in 111 games for Single-A Delmarva...recorded season-high three hits and two runs April 27 at Hagerstown and July 16 at Lakewood.

**2006:** Began year at Rookie Bluefield and hit safely in 25 of 33 games with 10 multi-hit games...had four straight multi-hit games July 8-12...transferred to Aberdeen August 7 and hit .271 in first 12 games...hit .385 (10-for-26) over final six games.

**2005:** Played in 63 games for San Pedro Orioles in Dominican Summer League and batted .200 (34-for-170) with eight RBI and 35 runs scored...finished second on team with 19 stolen bases.

**2004:** Led DSL Orioles with 16 stolen bases...batted .213 (34-for-160) with 19 RBI...committed 29 errors in 48 games.

**PROFESSIONAL:** Originally signed by Baltimore as an undrafted free agent, June 18, 2004.

## GAME HIGHS

### 2013

**Hits:** 3, 5/31 vs. SEA  
**HR:** 1, 9x, last 9/27 vs. CLE  
**RBI:** 3, 3x, last 9/27 vs. CLE  
**Grand Slams:** - -  
**Hit-Streak:** 6, 7/10-19  
**SB:** 2, 8/28 vs. KC

### CAREER

**Hits:** 3, 2x, last 5/31/13 vs. SEA  
**HR:** 1, 10x, last 9/27/13 vs. CLE  
**RBI:** 3, 3x, last 9/27/13 vs. CLE  
**Grand Slams:** - -  
**Hit-Streak:** 6, 7/10-19/13  
**SB:** 2, 8/28/13 vs. KC





### FLORIMON'S BATTING RECORD

YEAR	CLUB	AVG	G	AB	R	H	2B	3B	HR	RBI	SH	SF	HB	BB	SO	SB	CS	E	OBP
2004	DSL Orioles	.204	52	167	33	34	5	5	0	19	6	0	4	34	59	17	5	29	.351
2005	DSL Orioles	.200	63	170	35	34	4	2	0	8	4	0	11	41	55	19	4	17	.387
2006	Bluefield	.333	33	120	23	40	6	1	1	8	1	1	0	28	29	7	6	20	.456
	Aberdeen	.248	26	105	13	26	4	1	0	5	0	0	1	13	26	0	0	5	.336
2007	Delmarva	.197	111	371	50	73	14	1	4	34	13	3	3	28	107	16	6	36	.257
2008	Delmarva	.223	81	269	28	60	18	1	0	19	3	3	3	27	97	13	2	21	.298
2009	Frederick	.267	115	430	76	115	32	5	9	68	4	5	5	42	107	26	9	35	.336
	Bowie	.091	7	22	0	2	0	0	0	1	1	0	0	1	9	0	0	1	.130
2010	Bowie	.183	37	120	16	22	3	0	1	12	2	1	0	11	31	4	1	13	.250
	Aberdeen	.158	5	19	1	3	0	0	0	0	0	0	0	1	6	0	1	0	.200
	Frederick	.288	62	222	32	64	10	4	4	33	0	3	7	20	52	8	5	14	.361
2011	Bowie	.267	133	454	53	121	27	4	8	60	6	4	5	51	114	15	12	26	.344
	<b>BALTIMORE</b>	<b>.125</b>	<b>4</b>	<b>8</b>	<b>1</b>	<b>1</b>	<b>1</b>	<b>0</b>	<b>0</b>	<b>2</b>	<b>1</b>	<b>0</b>	<b>0</b>	<b>1</b>	<b>6</b>	<b>0</b>	<b>0</b>	<b>1</b>	<b>.222</b>
2012	New Britain	.283	30	113	11	32	4	0	2	8	3	0	0	11	28	7	1	3	.347
	Rochester	.251	83	311	38	78	16	2	3	27	7	1	3	23	89	6	7	9	.308
	<b>MINNESOTA</b>	<b>.219</b>	<b>43</b>	<b>137</b>	<b>16</b>	<b>30</b>	<b>5</b>	<b>2</b>	<b>1</b>	<b>10</b>	<b>3</b>	<b>0</b>	<b>0</b>	<b>10</b>	<b>30</b>	<b>3</b>	<b>1</b>	<b>7</b>	<b>.272</b>
2013	<b>MINNESOTA</b>	<b>.221</b>	<b>134</b>	<b>403</b>	<b>44</b>	<b>89</b>	<b>17</b>	<b>0</b>	<b>9</b>	<b>44</b>	<b>5</b>	<b>3</b>	<b>2</b>	<b>33</b>	<b>115</b>	<b>15</b>	<b>6</b>	<b>18</b>	<b>.281</b>
Minor League Totals		.249	723	2556	341	636	134	19	32	275	40	21	27	256	695	102	50	183	.328
Major League Totals		.219	181	548	61	120	23	2	10	56	9	3	2	44	151	18	7	26	.278

### FLORIMON'S CAREER FIELDING RECORD

POSITION	PCT	G	PO	A	E	TC	DP	PB
Shortstop	.970	180	317	532	26	875	128	—

### 2013 AMERICAN LEAGUE SHORTSTOPS

#### PUTOUTS

1. **Pedro Florimon, MIN**.....245
2. Alexei Ramirez, CWS .....236
3. J.J. Hardy, BAL.....230
4. Alcides Escobar, KC .....222
5. Erick Aybar, LAA .....217

#### ASSISTS

1. Alexei Ramirez, CWS .....433
2. J.J. Hardy, BAL .....403
3. **Pedro Florimon, MIN** ..... **401**
4. Alcides Escobar, KC .....395
- Yunel Escobar, TB .....395

#### DOUBLE PLAYS

1. J.J. Hardy, BAL .....108
2. **Pedro Florimon, MIN** ..... **101**
3. Alexei Ramirez, CWS .....100
4. Elvis Andrus, TEX .....97
5. Alcides Escobar, KC .....89



### Pedro Florimon

Was the 2013 recipient of the Jim Kaat Award for Twins Defensive Player of the Year.





# ERIC FRYER

**HEIGHT/WEIGHT:** 6-2/215

**BORN:** 8/26/85 in Columbus, OH

**RESIDES:** Reynoldsburg, OH

**ACQUIRED:** Signed as minor league free agent, 11/10/12

**M.L. SERVICE:** 106 days

**CONTRACT STATUS:** Signed thru 2014

**BATS/THROWS:** R/R

**OPENING DAY AGE:** 28



**PERSONAL:** Eric Joseph Fryer...wife, Alison...sons, Caleb (8/3/10) and Noah (12/20/12)...2004 graduate of Reynoldsburg (OH) High School where he was a member of the varsity baseball team for four years and a four-time All-League, three-time All-District and All-State selection as a senior...played basketball for two years in high school...played baseball for three seasons at Ohio State University from 2005-07...received Bachelors of Science Degree in Education with an emphasis in Sports Management from Ohio State in 2010.

## 2013:

- Was an invite to Twins spring training and reassigned to minor league camp Mach 17; reported to Triple-A Rochester.
- Hit first career grand slam May 17 vs. Durham.
- 18 of 43 hits (42%) in the regular season went for extra bases (11 doubles, 2 triples, 5 home runs).
- Red Wings went 36-22 when he started at catcher.
- Had contract purchased by Minnesota September 6.
- Made Twins debut as a defensive replacement September 11 vs. Oakland and homered in first plate appearance, becoming the sixth Twin to do so, first since 2010 (Luke Hughes).
- Hit safely in five of six games with the Twins and drove in a run four of those.

**2012:** Was an invite to Pirates spring training...started season with Triple-A Indianapolis and was Indians Opening Day starter behind the plate, going 1-for-3 with a double April 6 at Toledo...had contract selected by Pittsburgh June 26...made Pirates debut as pinch-runner July 1 and also played the final inning in left field, his was first career major league appearance in the outfield...played in four games, going 1-for-3 as pinch hitter, before being optioned back to Triple-A July 7...batted .391 (9-for-23) in 13 July games for Indianapolis...recalled by Pittsburgh September 1 and played in two games for the Pirates to finish the season.

**2011:** Began season with Double-A Altoona (Pittsburgh)...batted .417 (25-for-60) with three home runs and 10 RBI in 21 May games...batted .345 (39-for-113) in 37 games with the Curve...promoted to Triple-A Indianapolis May 30...batted .262 (17-for-65) in 21 games for the Indians before being selected by Pittsburgh June 24...made major league debut as starting catcher June 26 vs. Boston, going 0-for-3 with a walk...recorded first major league hit, singling off John Lannan July 2 at Washington (Game 2)...recorded first career multi-hit game July 17 at Houston...optioned to Indianapolis August 2 after Ryan Doumit was reinstated from the disabled list...batted .272 (70-for-257) with nine doubles, three triples, seven home runs and 27 RBI in 85 games between Double-A Altoona and Triple-A Indianapolis.

**2010:** Spent a majority of the season with Single-A Bradenton (Pittsburgh) after being acquired via trade with New York-AL along with Casey Erickson February 4, 2009, in exchange for outfielder Eric Hinske...batted .317 (26-for-82) in May...suffered a high left ankle sprain June 6 and did not return to action until June 22...placed on the disabled list with a left eye socket fracture after being hit in the head by a pitch July 2...had three-game rehab assignment with GCL Pirates July 26-28 before being recalled from rehab and reinstated from disabled list July 29...recorded season-high four hits August 20 at Jupiter...batted .385 (25-for-65) in 20 August games...batted .340 (32-for-94) with runners in scoring position.

**2009:** Started season with Single-A Tampa (New York-AL), making 55 appearances in left field, five appearances (2 starts) at catcher and one start in right field...batted .311 (14-for-45) in first 12 games...hit safely in each of last eight games with Tampa and in 12 of last 13...acquired by Pittsburgh June 29 and assigned to Single-A Lynchburg where he made all 37 defensive appearances behind the plate.

**2008:** Spent season with Single-A West Virginia (Milwaukee)...batted .363 (33-for-91) in 26 June games, .348 (39-for-112) in 28 July games and .339 (37-for-109) in 28 August games...batted .361 (99-for-274) in final 71 games...won South Atlantic League batting title and led the league in on-base percentage (.408)...ranked third in the league in slugging percentage (.506)...named to SAL Postseason All-Star team.

**2007:** Began professional career with Rookie Helena (Milwaukee)...made 33 appearances as catcher and 10 as the designated hitter...hit first professional home run June 28 at Missoula.

**AMATEUR CAREER:** Played at Ohio State University from 2005-07...batted .338 (205-for-606) with 36 doubles, seven triples, 10 home runs, 126 RBI and 118 runs scored in 172 career games at OSU...batted .368 (78-for-212) in 58 games as a sophomore in 2006...led the Buckeyes in doubles (16), ranked second in RBI (50), third in hits (74) and tied for fifth in batting average (.322) as a junior in 2007...earned Second-Team All-Big Ten honors in 2006 and 2007 and was an All-Mideast Region selection in 2006.

**PROFESSIONAL:** Milwaukee's 10th round pick in the 2007 First-Year Player Draft; signed by scout Mike Farrell.

## GAME HIGHS

### 2013

**Hits:** 1, 5x, last 9/29 vs. CLE

**HR:** 1, 9/11 vs. OAK

**RBI:** 1, 4x, last 9/29 vs. CLE

**Grand Slams:** - -

**Hit-Streak:** 4, 9/18-29

**SB:** - -

### CAREER

**Hits:** 2, 2x, last 7/24/11 vs. STL

**HR:** 1, 9/11/13 vs. OAK

**RBI:** 1, 4x, last 9/29/13 vs. CLE

**Grand Slams:** - -

**Hit-Streak:** 4, 9/18-29/13

**SB:** 1, 7/24/11 vs. STL





FRYER'S BATTING RECORD																			
YEAR	CLUB	AVG	G	AB	R	H	2B	3B	HR	RBI	SH	SF	HB	BB	SO	SB	CS	E	OBP
2007	Helena	.209	43	139	25	29	7	0	3	19	1	1	2	14	28	4	3	5	.288
2008	West Virginia	.335	104	385	76	129	26	5	10	63	0	3	6	43	74	15	3	14	.407
2009	Tampa	.250	59	224	34	56	11	2	2	24	0	2	2	27	43	11	5	4	.333
	Lynchburg	.242	47	157	22	38	11	0	3	14	1	0	7	22	25	0	0	3	.360
2010	GCL Pirates	.143	3	7	1	1	0	0	0	0	0	0	0	5	0	1	0	0	.500
	Bradenton	.300	83	287	53	86	16	5	8	48	2	3	8	37	64	10	1	6	.391
2011	Altoona	.345	37	113	24	39	4	2	5	16	3	1	1	16	21	1	0	2	.427
	Indianapolis	.203	38	118	16	24	5	1	2	11	2	0	2	21	30	3	0	3	.333
	<b>PITTSBURGH</b>	<b>.269</b>	<b>10</b>	<b>26</b>	<b>5</b>	<b>7</b>	<b>0</b>	<b>0</b>	<b>0</b>	<b>0</b>	<b>0</b>	<b>0</b>	<b>0</b>	<b>3</b>	<b>7</b>	<b>1</b>	<b>1</b>	<b>1</b>	<b>.345</b>
2012	Indianapolis	.204	65	162	14	33	7	0	0	10	1	1	2	10	38	1	0	2	.257
	<b>PITTSBURGH</b>	<b>.250</b>	<b>6</b>	<b>4</b>	<b>0</b>	<b>1</b>	<b>0</b>	<b>0</b>	<b>0</b>	<b>0</b>	<b>0</b>	<b>0</b>	<b>0</b>	<b>1</b>	<b>1</b>	<b>0</b>	<b>0</b>	<b>0</b>	<b>.400</b>
2013	Rochester	.215	65	200	32	43	11	2	5	31	1	3	4	35	47	8	0	3	.339
	<b>MINNESOTA</b>	<b>.385</b>	<b>6</b>	<b>13</b>	<b>2</b>	<b>5</b>	<b>1</b>	<b>0</b>	<b>1</b>	<b>4</b>	<b>0</b>	<b>0</b>	<b>0</b>	<b>3</b>	<b>3</b>	<b>0</b>	<b>0</b>	<b>0</b>	<b>.500</b>
Minor League Totals		.267	544	1792	297	478	98	17	38	236	11	14	34	230	370	54	12	42	.358
National League Totals		.267	16	30	5	8	0	0	0	0	0	0	0	4	8	1	1	1	.353
American League Totals		.385	6	13	2	5	1	0	1	4	0	0	0	3	3	0	0	0	.500
Major League Totals		.302	22	43	7	13	1	0	1	4	0	0	0	7	11	1	1	1	.400

FRYER'S CAREER FIELDING RECORD								
POSITION	PCT	G	PO	A	E	TC	DP	PB
Catcher	.987	13	70	7	1	78	0	0
Outfield	—	2	0	0	0	0	0	—
Totals	.987	15	70	7	1	78	0	0

HOME RUN IN FIRST GAME AS A TWIN						
PLAYER	DATE	AT-BAT	COUNT	OPPONENT	PITCHER	
Rick Renick	7-11-68	1st	3-1	Detroit	Mickey Lolich	
Hal Haydel	9-7-70	2nd	0-0	Milwaukee	Al Downing	
Eric Soderholm	9-3-71	2nd	1-1	Oakland	Diego Segui	
Dave McKay	8-22-75	1st	1-1	Detroit	Vern Ruhle	
Kent Hrbek	8-24-81	5th	2-2	at New York-AL	George Frazier	
Tim Laudner	8-28-81	3rd	0-1	Detroit	Dave Rozema	
Gary Gaetti	9-20-81	1st	1-1	at Texas	Charlie Hough	
Andre David	6-29-84	1st	1-2	at Detroit	Jack Morris	
Luke Hughes	4-28-10	1st	2-2	at Detroit	Max Scherzer	
Eric Fryer	9-11-13	1st	3-1	Oakland	Tommy Milone	





# KYLE GIBSON

**HEIGHT/WEIGHT:** 6-6/220

**BORN:** 10/23/87 in Greenfield, IN

**RESIDES:** Ft. Myers, FL

**ACQUIRED:** 1st round (22nd overall), 2009 First-Year Player Draft

**M.L. SERVICE:** 56 days

**CONTRACT STATUS:** Signed thru 2014

**BATS/THROWS:** R/R

**OPENING DAY AGE:** 26



**PERSONAL:** Kyle Benjamin Gibson...wife, Elizabeth (Straatmann)...2006 graduate of Greenfield-Central High School in Greenfield, IN...was a Louisville Slugger preseason All-American in 2006...named Hancock County Player of the Year...named Hoosier Heritage Conference Player of the Year...was a two-time Indianapolis Star All-East team selection...attended University of Missouri in Columbia, MO and was a communications major.

## 2013:

- Participated in Twins major league spring training for the first time in his career and was optioned March 14...started the season with Triple-A Rochester.
- Named Twins minor league Pitcher of the Week May 12 after pitching a complete game shutout May 8 at Toledo, allowing four hits, with two walks and eight strikeouts, earning the win.
- Pitched second complete game shutout May 19 at Lehigh Valley, allowing three hits, with two walks and eight strikeouts, earning the win; had a no-hitter broken up with two outs in the eighth inning...became first Red Wings pitcher to toss two complete game shutouts in a season since Nick Blackburn in 2007.
- Posted a 20.0-inning scoreless streak from May 14-30.
- Went 5-0, 2.19 ERA (49.1 IP, 12 ER) with opponents batting .199 in seven starts from May 19-June 20 and was recalled by Minnesota June 25.
- At the time of his promotion, ranked first among International League pitchers in shutouts (2), tied for third in wins (7) and strikeouts (79), fourth in innings pitched (92.2), sixth in WHIP (1.14), and eighth in ERA (3.01).
- Made major league debut June 29 vs. Kansas City, allowing two runs on eight hits in 6.0 innings pitched with no walks and five strikeouts, earning the win...according to Elias, the win and five strikeouts made him just the third Twin to win their major league debut while striking out five-or-more batters, the others being Bert Blyleven in 1970 at RFK Stadium against Washington and Darrell Jackson in 1978 at Metropolitan Stadium against Detroit; they each had seven strikeouts...with the win, he became the 10th Twin to win in their debut as starter, first since Anthony Swarzak May 23, 2009 vs. Milwaukee.
- Went 2-4, 6.53 ERA (51.0 IP, 37 ER) with 20 walks and 29 strikeouts in 10 starts for Minnesota and was optioned to Triple-A Rochester August 19.
- Made two starts for the Red Wings, going 0-0, 1.86 ERA (9.2 IP, 2 ER) August 25-30 and was shut down for the season...ended the season with 27 starts and 154.0 innings pitched between Rochester and Minnesota.
- Named right-handed starter on MiLB.com Twins organizational All-Star team.

**2012:** Made first start with GCL Twins July 10 vs. GCL Red Sox while on rehab assignment after recovering from "Tommy John" surgery on right elbow...transferred to Single-A Ft. Myers August 12 and made two starts, allowing two runs on six hits in 7.0 innings pitched...transferred to Triple-A Rochester August 24 and made two starts, allowing seven runs on 11 hits in 6.2 innings pitched...combined to go 0-2, 4.13 ERA (28.1 IP, 13 ER) with 26 hits allowed, six walks and 33 strikeouts in 13 games (11 starts) between three levels...pitched for Peoria Javelinas in the Arizona Fall League, going 3-2, 5.40 ERA (23.1 IP, 14 ER) with eight walks and 28 strikeouts in six starts...named Arizona Fall League Pitcher of the Week for Week 2, going 1-0, allowing six hits and one run with eight strikeouts and no walks in 5.0 innings...named to AFL's Top Prospect team and was ranked fourth best prospect in the AFL by *Baseball America*...ranked fourth best prospect and best slider in the Twins system by *Baseball America* entering the 2013 season...added to the Twins 40-man roster in November.

**2011:** Spent season at Triple-A Rochester and started 18 games...named International League Pitcher of the Week May 23-29 after going 2-0, 1.42 ERA with 18 strikeouts in 12.2 innings...selected to the All-Star Futures Game at Chase Field in Arizona, going 1.1 innings while giving up two hits and no runs...placed on disabled list August 2 with an injury to right arm, ending his season...had "Tommy John" surgery on right elbow September 7...ranked eighth best prospect and best slider in the Twins minor league system by *Baseball America* entering the 2012 season.

**2010:** Began season with Single-A Ft. Myers, losing first professional start April 8 at Bradenton...won next four decisions April 13-May 10, including first win April 13 at Charlotte...tossed complete game shutout, allowing one hit, April 29 at Jupiter...named Twins minor league Player of the Week May 1 after going 1-0 with one run allowed, five hits, five walks and 10 strikeouts in two starts (14.0 IP)...also earned Florida State League Pitcher of the Week honors May 3...promoted to Double-A New Britain May 11...earned the win while striking out 10 in first start with the Rock Cats May 15 at Harrisburg...won each of first three starts for the Rock Cats, including a 7.0-inning complete game May 25 vs. New Hampshire...named Twins minor league Pitcher of the Month for May, going 5-0, 1.62 ERA (39.0 IP, 7 ER) with 10 walks and 35 strikeouts in six starts between Ft. Myers and New Britain...named to the Eastern League All-Star team, representing the Eastern Division, pitching 1.0 scoreless inning...promoted to Triple-A Rochester August 12 and made three starts for the Red Wings...pitched 5.2 innings, 5.0 and 5.0 innings in those three starts...disabled for remainder of season with a left ankle sprain August 26...recipient of ninth annual Jim Rantz Award, given to Twins minor league Pitcher of the Year...ranked top prospect, as well as best slider and best change-up, in the Twins organization by *Baseball America* entering the 2011 season; also ranked 34th best prospect in baseball by *Baseball America's* top 100 pre-2011 rankings...named to MiLB.com's 2010 Twins organizational All-Star team.

## GAME HIGHS

### 2013

IP: 6, 3x, last 7/23 at LAA  
Walks: 4, 3x, last 8/9 at CWS  
SO: 5, 6/29 vs. KC  
CG: - -

Win-Streak: 1, 2x, last 7/14  
Low-Hit: - -

### CAREER

IP: 6, 3x, last 7/23/13 at LAA  
Walks: 4, 3x, last 8/9/13 at CWS  
SO: 5, 6/29/13 vs. KC  
CG: - -

Win-Streak: 1, 2x, last 7/14/13  
Low-Hit: - -





**2009:** Ranked third best prospect and best slider in the Twins system by *Baseball America* entering 2010...also ranked 61st on *Baseball America's* top 100 pre-2010 rankings.

**AMATEUR CAREER:** Named to the All-Big 12 honorable mention team in 2007 and 2008 and All-Big 12 First-Team in 2009 while playing at University of Missouri...ranked third best prospect in Cape Cod League by *Baseball America* in summer of 2007...tied school record for strikeouts in a season (131) in 2009...went 11-3, 3.21 ERA (106.2 IP, 38 ER) and tossed five complete games in 2009...named *Baseball America* All-American Second-Team in 2009...named Golden Spikes Award semifinalist in 2009...named to USA Baseball Collegiate national team following the 2008 season and led team in wins (5)...earned the win for USA in 1-0 victory over Japan in the 2007 FISU World Championships gold medal game.

**PROFESSIONAL:** Selected by the Twins in the first round (22nd overall) of the 2009 First-Year Player Draft; signed by scout J.R. DiMercurio...originally selected by Philadelphia in the 36th round of the 2006 First-Year Player Draft, but did not sign.

#### GIBSON'S PITCHING RECORD

YEAR	CLUB	W-L	ERA	G	GS	CG	SH	SV	IP	H	R	ER	HR	HB	BB	SO	WP	BK	BAA
2010	Ft. Myers	4-1	1.87	7	7	1	1	0	43.1	33	11	9	2	2	12	40	2	0	.213
	New Britain	7-5	3.68	16	16	1	0	0	93.0	91	39	38	5	4	22	77	3	0	.259
	Rochester	0-0	1.72	3	3	0	0	0	15.2	12	5	3	0	1	5	9	1	0	.214
2011	Rochester	3-8	4.81	18	18	0	0	0	95.1	109	57	51	11	1	27	91	5	0	.282
2012	GCL Twins	0-0	2.45	9	7	0	0	0	14.2	9	4	4	1	0	4	16	1	0	.176
	Ft. Myers	0-0	2.57	2	2	0	0	0	7.0	6	2	2	1	1	1	7	0	0	.231
	Rochester	0-2	9.45	2	2	0	0	0	6.2	11	7	7	1	0	1	10	0	0	.367
2013	Rochester	7-5	2.92	17	17	2	2	0	101.2	85	36	33	5	0	33	87	3	0	.227
	MINNESOTA	2-4	5.63	10	10	0	0	0	51.0	69	38	37	7	5	20	29	4	0	.327
Minor League Totals		21-21	3.51	74	72	4	3	0	377.1	356	161	147	26	9	105	337	15	0	.249
Major League Totals		2-4	6.53	10	10	0	0	0	51.0	69	38	37	7	5	20	29	4	0	.327

#### GIBSON'S CAREER FIELDING RECORD

POSITION	PCT	G	PO	A	E	TC	DP	PB
Pitcher	1.000	10	1	4	0	5	1	—

#### TWINS PITCHERS IN THEIR MAJOR LEAGUE DEBUT

PLAYER	CLUB	DATE	OPP	DEC	IP	H	R	ER	HR	BB	SO
Jared Burton	CIN	4-4-07	CHC	ND	0.1	0	0	0	0	3	0
Kevin Correia	SF	7-10-03	at COL	ND	1.1	2	1	1	0	1	1
Samuel Deduno	COL	8-27-10	LAD	ND	0.1	1	0	0	0	0	0
Scott Diamond	MIN	7-18-11*	CLE	L	6.1	7	4	3	1	2	1
Brian Duensing	MIN	4-10-09	at CWS	ND	3.0	2	2	2	1	0	1
Casey Fien	DET	7-26-09	CWS	ND	2.1	0	0	0	0	1	2
Kyle Gibson	MIN	6-29-13*	KC	W	6.0	8	2	2	0	0	5
Matt Guerrier	MIN	6-17-04	at MON	ND	4.0	6	3	2	1	1	3
Phil Hughes	NYN	4-26-07*	TOR	L	4.1	7	4	4	0	1	5
Kris Johnson	PIT	8-18-13	ARI	L	6.0	5	2	2	0	2	5
Ricky Nolasco	FLA	4-5-06*	at HOU	ND	3.0	1	0	0	0	2	2
Lester Oliveros	DET	7-1-11	SF	ND	1.0	1	0	0	0	1	2
Mike Pelfrey	NYM	7-8-06*	FLA	W	5.0	5	3	2	0	4	3
Glen Perkins	MIN	9-21-06	at BOS	ND	1.1	0	0	0	0	0	1
Ryan Pressly	MIN	4-4-13	DET	ND	1.0	1	0	0	0	0	1
Anthony Swarzak	MIN	5-23-09*	MIL	W	7.0	5	0	0	0	2	3
Caleb Thielbar	MIN	5-20-13	at ATL	ND	2.0	1	0	0	0	0	3
Michael Tonkin	MIN	7-11-13	at TB	ND	1.1	0	0	0	0	0	1
Vance Worley	PHI	7-24-10	COL	ND	1.0	0	0	0	0	0	2

\* - started the game

List includes non-roster invites





# SEAN GIL MARTIN

**HEIGHT/WEIGHT:** 6-2/190  
**BORN:** 5/8/90 in Thousand Oaks, CA  
**RESIDES:** Moorpark, CA  
**ACQUIRED:** Trade with Atlanta, 12/18/13  
**M.L. SERVICE:** None  
**CONTRACT STATUS:** Signed thru 2014

**BATS/THROWS:** L/L  
**OPENING DAY AGE:** 23

**NON-ROSTER INVITE**



**PERSONAL:** Sean Patrick Gilmartin...2008 graduate of Crespi Carmelite (CA) High School, same school as teammate Trevor Plouffe...attended Florida State University where he played baseball for three seasons.

## 2013:

- Was an invite to Braves spring training and was reassigned to minor league camp April 2...started season with Triple-A Gwinnett.
- Went 2-0, 2.40 ERA (30.0 IP, 8 ER) in five April starts.
- Placed on 7-day disabled list June 17, with left shoulder tendinitis.
- Pitched in four games on rehab assignment with GCL Braves and Single-A Rome; returned from rehab and reinstated August 9.
- Set season-high with seven strikeouts (6.0 IP) August 27 vs. Norfolk.
- Held left-handed hitters to a .243 (27-for-111) batting average, compared to .331 (85-for-257) for right-handers while at Gwinnett.
- Acquired by Minnesota December 18 in exchange for catcher/outfielder Ryan Doumit.

**2012:** Split season between Double-A Mississippi (Atlanta) and Triple-A Gwinnett...tossed career-high 9.0 innings in a no-decision for Mississippi July 6 vs. Jackson, only run allowed came on a solo home run...named Southern League Pitcher of the Week July 8...named Southern League Mid- and Postseason All-Star...went 5-8, 3.54 ERA (119.1 IP, 47 ER) with three complete games in 17 starts for Mississippi...went 1-2, 4.78 ERA (37.2 IP, 20 ER) in seven starts at Gwinnett...held opposing International League left-handed hitters to a .176 average (9-for-51) with one home run and three RBI; right-handers hit .323 (32-for-99) with five home runs and 17 RBI...named to Braves MiLB.com organizational All-Star team...named fourth best prospect in Braves system by *Baseball America* entering the 2013 season.

**2011:** Began professional career with GCL Braves...made first professional start August 6 vs. GCL Yankees, allowing two runs on three hits in 2.0 innings pitched and was dealt the loss...earned first professional win with Single-A Rome August 26 vs. Kannapolis, allowing two runs on three hits in 5.0 innings pitched...recorded 30 strikeouts in 21.1 innings pitched for Rome...pitched for Surprise Saguaros in the Arizona Fall League, going 2-1 with a 4.34 ERA and 26 strikeouts in 29.0 innings pitched in eight games (7 starts)...named fifth best prospect in Braves system by *Baseball America* entering the 2012 season.

**AMATEUR CAREER:** Pitched three seasons at Florida State University, going 33-13 with a 3.56 ERA in 56 games (50 starts)...as junior, in 2011, went 12-2 with a 2.09 ERA in 18 games (17 starts) in final season, earning First-Team All-ACC honors (6-1, 1.51 ERA in 10 starts in ACC play) and was a 2011 *Baseball America* First-Team All-America selection...in 2011, led the ACC in innings pitched (120.1), ranked second in wins (12) and games started (17), was third in strikeouts (130), and fourth in ERA (2.09)...as a sophomore in 2010, started the opening game of the 2010 College World Series vs. TCU...led the 2010 FSU club in wins (9), strikeouts (108) and innings pitched (111.2) for the second year in a row...made four appearances (1 start) for the 2010 Team USA Collegiate National Team going 2-1 with a 4.35 ERA (10.1 IP, 5 ER) in four appearances (1 start)...in his only start for Team USA, allowed two unearned runs in 4.0 innings with five strikeouts and one walk vs. Fayetteville of the Coastal Plains League...in 2009, as a freshman, was named to the Louisville Slugger NCAA Division I All-American Third-Team after leading the ACC and ranking fifth in the nation in wins (12), and tied for league lead with two complete games...named First-Team All-ACC selection in 2009 becoming just the second FSU freshman in team history to do so...ranked by *Baseball America* as the 16th best college pitcher, 24th best college prospect, 28th best pitcher and 48th best prospect overall in the 2011 Draft.

**PROFESSIONAL:** Atlanta's first round pick (28th overall) in 2011 First-Year Player Draft; signed by scout Hugh Buchanan...originally selected by San Diego in the 31st round of the 2008 First-Year Player Draft, but did not sign.

## GILMARTIN'S PITCHING RECORD

YEAR	CLUB	W-L	ERA	G	GS	CG	SH	SV	IP	H	R	ER	HR	HB	BB	SO	WP	BK	BAA
2011	GCL Braves	0-1	9.00	1	1	0	0	0	2.0	3	2	2	0	0	0	1	0	0	.333
	Rome	2-1	2.53	5	5	0	0	0	21.1	18	6	6	3	0	2	30	3	0	.217
2012	Mississippi	5-8	3.54	20	20	3	0	0	119.1	111	49	47	9	4	26	86	2	1	.248
	Gwinnett	1-2	4.78	7	7	0	0	0	37.2	41	22	20	6	0	13	25	0	0	.273
2013	GCL Braves	0-0	0.00	3	2	0	0	0	9.0	1	0	0	0	0	0	11	0	0	.034
	Rome	1-0	1.80	1	1	0	0	0	5.0	4	1	1	0	0	0	5	0	0	.222
	Gwinnett	3-8	5.74	17	17	0	0	0	91.0	112	61	58	12	1	33	65	4	0	.304
Minor League Totals		12-20	4.23	54	53	3	0	0	285.1	290	141	134	30	5	74	223	9	1	.262





# DEOLIS GUERRA

HEIGHT/WEIGHT: 6-5/245  
 BORN: 4/17/89 in San Felix, Bolivar, VZ  
 RESIDES: Puerto Ordaz, VZ  
 ACQUIRED: Trade with New York-NL, 2/2/08  
 M.L. SERVICE: None  
 CONTRACT STATUS: Signed thru 2014

BATS/THROWS: R/R  
 OPENING DAY AGE: 24  
 NON-ROSTER INVITE



**PERSONAL:** Deolis Alexander Guerra (pronounced day-OH-lis GAIR-ah)...signed by New York Mets as a 16-year-old in 2005.

## 2013:

- Was an invite to Twins spring training...trained with Team Venezuela in the World Baseball Classic but did not pitch after being diagnosed with a blood clot in right shoulder; had surgery to remove a rib, improving the circulation in right shoulder.
- Pitched in three games with GCL Twins on rehab assignment August 20-27.

**2012:** Was an invite to Twins spring training and was reassigned to minor league camp March 14...began season with Double-A New Britain, going 2-0, 0.71 ERA (12.2 IP, 1 ER) in seven games and was promoted to Triple-A Rochester April 28...placed on 7-day disabled list with right shoulder tendinitis July 3-25, missing 20 games...recorded at least one strikeout in 15 straight appearances (28 total) May 17-July 29...tied for third on Red Wings staff in strikeouts (56) and tied for fifth in games (29)...struck out multiple batters in 18 of 29 appearances and three-plus batters in eight appearances for the Red Wings...ranked as having best changeup in Twins system by *Baseball America* entering the 2013 season...named to 2013 Venezuela roster for World Baseball Classic.

**2011:** Was an invite to Twins spring training and was reassigned to minor league camp March 13...spent season with Double-A New Britain...named Twins minor league Pitcher of the Month for August, going 2-0, 1.29 ERA (21.0 IP, 3 ER) with 23 strikeouts and five walks in 10 games...placed on 7-day disabled list with right biceps strain September 3 and did not return...ranked second on Rock Cats staff in strikeouts (95)...struck out at least one batter in 34 of 37 appearances and struck out multiple batters in 28 appearances...pitched for Navegantes del Magallanes in the Venezuelan Winter League...rated best changeup in the Twins minor league system and 15th best prospect by *Baseball America* entering 2012.

**2010:** Started season at Double-A New Britain...promoted to Triple-A Rochester May 10...transferred back to New Britain June 5...placed on disabled list with a left oblique strain August 26, missing the rest of the season...pitched in the Venezuelan Winter League for Navegantes del Magallanes, going 2-1, 3.12 ERA (43.1 IP, 15 ER) with 36 strikeouts and five walks in nine games (7 starts).

**2009:** Began season at Single-A Ft. Myers...named Florida State League Pitcher of the Week June 29...promoted to Double-A New Britain July 7...named Eastern League Player of the Week July 20...named Twins minor league Player of the Week July 24, going 2-0, 2.03 ERA (13.1 IP, 3 ER) with 15 strikeouts and eight hits allowed in two starts, including a complete game shutout with 12 strikeouts, July 23 vs. Portland...ranked third among Twins minor leaguers in wins (12) and innings pitched (149.0)...ranked best changeup in the Twins system and 22nd best prospect by *Baseball America* entering 2010...played in the Venezuelan Winter League with Navegantes del Magallanes, going 2-0, 5.63 ERA (16.0 IP, 10 ER) in four games (3 starts)...added to the Twins 40-man roster in November.

**2008:** Spent season at Single-A Ft. Myers after being acquired in a trade with the New York Mets in the offseason (February 2), along with pitchers Kevin Mulvey and Philip Humber and outfielder Carlos Gomez in exchange for pitcher Johan Santana...led club in wins (11), innings pitched (130.0) and strikeouts (71)...ranked fourth in Florida State League in wins (11)...ranked 20th best prospect and best changeup in the Twins minor league system by *Baseball America* entering the 2009 season.

**2007:** Spent season at Single-A St. Lucie (New York-NL)...pitched for the World Team in the All-Star Futures Game July 8 at AT&T Park in San Francisco...ranked as the Mets second best prospect by *Baseball America* entering the 2008 season.

**2006:** Started professional career with Single-A Hagerstown (New York-NL)...named Mets minor league Pitcher of the Week July 24-30, going 2-0, 0.52 ERA (17.1 IP, 1 ER)...promoted to Single-A St. Lucie August 23...made two starts for St. Lucie.

**PROFESSIONAL:** Signed by New York Mets as an undrafted free agent July 2, 2005; signed by scout Rafael Bournigal.

## GUERRA'S PITCHING RECORD

YEAR	CLUB	W-L	ERA	G	GS	CG	SH	SV	IP	H	R	ER	HR	HB	BB	SO	WP	BK	BAA
2006	Hagerstown	6-7	2.20	17	17	0	0	0	81.2	59	22	20	3	2	37	64	5	0	.208
	St. Lucie	1-1	6.14	2	2	0	0	0	7.1	9	6	5	1	0	6	5	1	0	.290
2007	St. Lucie	2-6	4.01	21	20	0	0	0	89.2	80	44	40	9	6	25	66	6	2	.240
2008	Ft. Myers	11-9	5.47	26	25	1	1	0	130.0	138	85	79	12	5	71	71	10	0	.272
2009	Ft. Myers	6-8	4.69	16	15	0	0	0	86.1	95	52	45	6	5	25	57	5	2	.278
	New Britain	6-3	5.17	12	11	1	1	0	62.2	62	38	36	4	5	17	49	4	0	.258
2010	New Britain	2-10	6.24	19	19	1	0	0	102.1	127	83	71	14	4	37	67	9	1	.308
	Rochester	0-3	6.84	5	4	0	0	0	25.0	35	21	19	5	1	8	18	2	1	.337
2011	New Britain	8-7	5.59	37	10	0	0	1	95.0	102	67	59	11	4	28	95	11	0	.273
2012	New Britain	2-0	0.71	7	0	0	0	1	12.2	5	1	1	0	1	1	15	2	0	.119
	Rochester	2-3	4.87	29	0	0	0	0	57.1	59	33	31	7	2	21	56	5	0	.268
2013	GCL Twins	0-1	4.50	3	0	0	0	0	4.0	3	2	2	0	0	1	3	0	0	.214
Minor League Totals		46-58	4.87	194	123	3	2	2	754.0	774	454	408	72	35	277	566	60	6	.267

PLAYERS







# MATT GUERRIER

**HEIGHT/WEIGHT:** 6-3/195  
**BORN:** 8/2/78 in Cleveland, OH  
**RESIDES:** Birmingham, AL

**ACQUIRED:** Signed as minor league free agent, 1/29/14

**M.L. SERVICE:** 9 years, 56 days

**CONTRACT STATUS:** Signed thru 2014

**BATS/THROWS:** R/R  
**OPENING DAY AGE:** 35

**NON-ROSTER INVITE**



**PERSONAL:** Matthew Olson Guerrier (pronounced gur-REAR)...wife Dejie (Thompson)...daughter Ava Grayce (7/31/08) and son Jack (9/1/11)...1996 graduate of Shaker Heights (OH) High School...attended Kent State University...led team in strikeouts (103) and innings pitched (88.2 IP) in 1999.

## 2013:

- Started season with Los Angeles-NL, his third on their Opening Day roster.
- Made 500th career appearance May 25 vs. St. Louis, pitching 0.1 inning.
- Was designated for release or assignment, outrighted off Dodgers roster and traded to Chicago-NL July 2, in exchange for right-handed pitcher Carlos Marmol.
- Placed on 60-day disabled list August 8 with right elbow sprain, ending his season...had surgery to repair flexor mass in right arm during August.
- Posted a 2.13 ERA (12.2 IP, 3 ER) with five holds in final 15 games July 4-August 7.
- Allowed just three home runs on the season, one coming in final 39 games (34.1 IP) since April 29.

## MAJOR LEAGUE PITCHING LEADERS

### GAMES FOR RIGHT-HANDERS SINCE 2007

1. Heath Bell.....	496
2. Carlos Marmol.....	485
3. Chad Qualls.....	480
4. Francisco Rodriguez.....	462
5. Jonathan Papelbon.....	451
6. Kevin Gregg.....	446
7. Joe Smith.....	439
8. Matt Guerrier.....	437
Jon Rauch.....	437

**2012:** Spent second season with Los Angeles-NL...placed on disabled list April 19-August 30 with right elbow tendinitis, missing 119 games...held opponents to a .174 average (8-for-46), including a .074 (2-for-27) to right-handers.

**2011:** Spent first season with Los Angeles-NL after signing a three-year contract December 21, 2010...made Dodger debut April 1 vs. San Francisco, pitching 1.0 scoreless innings of relief...earned first Dodger victory April 21 vs. Atlanta, pitching 2.0 scoreless innings...recorded only save of season and sixth of career May 17 vs. Milwaukee...posted a 2.16 ERA (8.1 IP, 2 ER) in nine July appearances...held opponents to a .211 batting average post-All-Star break...drew bases loaded walk in only plate appearance of the season May 10 vs. Pittsburgh, first career RBI...reached 70-game plateau for the fifth consecutive season, which also led the club...led Dodgers in relief innings (66.1).

**2010:** Spent final season with Minnesota...allowed just one home run in his first 35 appearances (36.0 IP) April 6-June 28...tied for sixth in the AL in appearances (41) pre-All-Star break, and tied for second among right-handers...started season 13th on the Twins all-time list in games pitched and finished in fifth place, passing Al Worthington (327), J.C. Romero (327), Bert Blyleven (348), Mike Trombley (365) LaTroy Hawkins (366), Jim Perry (376), Brad Radke (378) and Juan Rincon (386) — tied Juan Rincon September 15 at Chicago-AL for fifth on the list and moved into sole possession of fifth September 16 at Chicago (AL)...allowed just two earned runs in his final 15 appearances (13.0 IP) for an ERA of 1.38 during that time...56 of 74 appearances were scoreless...appeared in 70-plus games for the fourth consecutive season.

**2009:** Spent entire season with Minnesota...did not allow a run in 14 straight games (10.1 IP)...went 2-0, 0.87 ERA (10.1 IP, 1 ER) in 14 June appearances...went 4-0, 2.41 ERA (41.0 IP, 11 ER) in 44 games pre-All-Star break; 44 games tied for most in AL...did not allow a run in 14 consecutive appearances (10.1 IP) May 25-June 23 and again from June 28-July 29 (15.2 IP)...led the AL in games (79)...posted a 2.36 ERA, the seventh-lowest in the AL (minimum of 60.0 ip).

**2008:** Spent entire season with Minnesota...posted career-high three-game win-streak April 20-June 2...recorded third career save May 27 at Kansas City...sixth career win (2nd of season) with 1.2 innings of scoreless relief June 2 vs. New York (AL)...stranded 29 of 37 inherited runners and first-batters-faced in relief went 15-for-69 (.217)...his 76 appearances tied him for the most in the American League with Francisco Rodriguez (LAA).

**2007:** Spent entire season with Minnesota...posted 14.0 inning scoreless streak May 30-June 24 (10 games)...second career save August 23 at Baltimore...held opposition to a .220 batting average, left-handers hit .264 (37-for-140) while right-handers hit .187 (34-for-182)...stranded 31 of 45 (69%) inherited runners and first-batters-faced in relief were 16-for-69 (.232) with 14 strikeouts...pitched 2.0-or-more innings 14 times...set career-highs in games (73), innings (88.0), strikeouts (68) and wins (2)...tied for seventh in American League in games.

**2006:** Made second career Opening Day roster with Minnesota...disabled with fracture in right thumb June 9...began rehab assignment at Double-A New Britain July 20-July 31...reinstated from disabled list August 1...made his first and only start September 12 vs. Oakland, allowing three runs on four hits in 4.0 innings...recorded his first career save September 17 at Cleveland with 3.0 scoreless innings...first major league win September 23 at Baltimore, after 88 career appearances without a victory...posted a 3.03 ERA in 19 road appearances.

**2005:** Spent first full season with Minnesota...did not allow a run in 11 appearances (18.1 IP), July 19-August 16...stranded 15 of 20 (75%) inherited runners and first-batters-faced in relief were 10-for-40 (.250).

**2004:** Began season at Triple-A Rochester...Twins minor league Pitcher of the Month for April going 1-1, 1.96 ERA (23.0 IP, 5 ER) with 18 strikeouts in four starts...recalled June 15...made major league debut June 17 at Montreal...made first career relief appearance June 22 at Boston.

**GAME HIGHS**  
**2013**  
IP: 2.0, 5x, last 7/7 vs. PIT  
Walks: 2x, 4x, last 8/7 at PHI  
SO: 4, 6/16 at PIT  
CG: --  
Win-Streak: 2, 7/7-26  
Low-Hit: --  
**CAREER**  
IP: 5.0, 9/24/05 at CWS  
Walks: 3, 5x, last 4/18/12 at MIL  
SO: 5, 4/21/05 vs. KC  
CG: --  
Win-Streak: 5, 4/17-7/21/09  
Low-Hit: --



## TWINS ALL-TIME PITCHING LEADERS

### GAMES

1. Eddie Guardado.....	648
2. Rick Aguilera.....	490
3. Jim Kaat.....	468
4. Joe Nathan.....	460
5. Matt Guerrier.....	393

**2003:** Disabled with tendinitis in right shoulder April 3-24...disabled with tendinitis in right shoulder July 18-August 11...claimed off waivers from Pittsburgh November 20.

**2002:** Acquired by Pittsburgh from Chicago-AL March 27, in exchange for pitcher Damaso Marte and infielder Edwin Yan...disabled with right biceps tendinitis July 30-August 10...was second on club and fifth in organization in strikeouts (130).

**2001:** Began season at Double-A Birmingham...played in Southern League All-Star Game June 20 at Tennessee...promoted to Triple-A Charlotte, July 5...named International League Pitcher of the Week August 20-26...led all minor leaguers in wins (18)...led organization in wins and winning percentage (.818) and tied for lead in innings pitched (180.0)...named second-team minor league All-Star by *Baseball America*...ranked fourth best prospect and 14th best prospect and best breaking pitch in SL in White Sox system by *Baseball America*...pitched for Mesa in the Arizona Fall League.

**2000:** Began season at Single-A Winston-Salem...promoted to Double-A Birmingham June 30...tied for second in Carolina League in saves...led organization in saves and games finished (47) and was third in appearances (53).

**1999:** Began season at Rookie Bristol...promoted to Single-A Winston-Salem August 30...ranked eighth among short-season leaders in strikeouts per-9.0-innings (12.97)...was fourth in organization in saves (10) and sixth in games finished (23).

**PROFESSIONAL:** Chicago White Sox' 10th round pick in the June, 1999 First-Year Player Draft; signed by scout Larry Grefer.

## GUERRIER'S PLAYING RECORD

YEAR	CLUB	W-L	ERA	G	GS	CG	SHO	SV	IP	H	R	ER	HR	HP	BB	SO	WP	BK	BAA
1999	Bristol	5-0	1.05	21	0	0	0	10	25.2	18	9	3	1	1	14	37	1	1	.196
	Winston-Salem	0-0	5.40	4	0	0	0	2	3.1	3	2	2	0	1	0	5	2	0	.214
2000	Winston-Salem	0-3	1.30	30	0	0	0	19	34.2	25	13	5	0	3	12	35	2	0	.194
	Birmingham	3-1	2.70	23	0	0	0	7	23.1	17	9	7	1	1	12	19	3	0	.207
2001	Birmingham	11-3	3.10	15	15	1	1	0	98.2	85	42	34	8	5	32	75	5	0	.237
	Charlotte	7-1	3.54	12	12	3	0	0	81.1	75	33	32	7	4	18	43	2	0	.250
2002	Nashville	7-12	4.59	27	26	2	1	0	157.0	154	88	80	20	10	47	130	7	0	.253
2003	Nashville	4-6	4.53	20	19	0	0	0	105.1	108	56	53	15	4	18	78	5	0	.262
2004	Rochester	5-10	3.19	24	23	0	0	0	144.0	135	65	51	15	5	25	97	2	0	.254
	MINNESOTA	0-1	5.68	9	2	0	0	0	19.0	22	13	12	5	1	6	11	0	0	.293
2005	MINNESOTA	0-3	3.39	43	0	0	0	0	71.2	71	29	27	6	3	24	46	3	0	.259
2006	New Britain	2-0	1.04	4	0	0	0	0	8.2	3	1	1	0	0	3	10	0	0	.111
	MINNESOTA	1-0	3.36	39	1	0	0	1	69.2	78	29	26	9	0	21	37	6	0	.287
2007	MINNESOTA	2-4	2.35	73	0	0	0	1	88.0	71	23	23	9	5	21	68	6	0	.220
2008	MINNESOTA	6-9	5.19	76	0	0	0	1	76.1	84	47	44	12	0	37	59	2	0	.275
2009	MINNESOTA	5-1	2.36	79	0	0	0	1	76.1	58	23	20	10	4	16	47	6	0	.207
2010	MINNESOTA	5-7	3.17	74	0	0	0	1	71.0	56	28	25	7	3	22	42	2	0	.219
2011	LOS ANGELES-NL	4-3	4.07	70	0	0	0	1	66.1	59	31	30	4	0	25	50	2	0	.233
2012	Rancho Cucamonga	0-0	3.60	5	3	0	0	0	5.0	3	2	2	0	0	0	5	1	0	.176
	LOS ANGELES-NL	0-2	3.86	16	0	0	0	0	14.0	8	6	6	3	1	7	9	0	0	.174
2013	LOS ANGELES-NL	2-3	4.80	34	0	0	0	0	30.0	32	18	16	3	1	12	21	0	0	.283
	CHICAGO-NL	2-1	2.13	15	0	0	0	0	12.2	11	4	3	0	0	5	9	0	0	.239
Minor League Totals		44-36	3.54	185	98	6	2	38	687.0	626	320	270	67	34	181	534	30	1	.243
Major League Totals		27-34	3.51	528	3	0	0	6	595.0	550	251	232	68	18	196	399	27	0	.245

## GUERRIER'S CAREER FIELDING RECORD

POSITION	PCT	G	PO	A	E	TC	DP	PB
Pitcher	.986	528	58	88	2	148	2	—

## GUERRIER'S BATTING RECORD

BATTING	AVG	AB	R	H	2B	3B	HR	RBI	SH	SF	HB	BB	SO	SB	CS	OBP
Career	.000	3	0	0	0	0	0	1	0	0	0	1	2	0	0	.250

## GUERRIER'S DIVISION SERIES RECORD

YEAR	OPPONENT	W-L	ERA	G	GS	CG	SHO	SV	IP	H	R	ER	HR	HP	BB	SO	WP	BK	BAA
2006	Oakland	0-0	0.00	1	0	0	0	0	1.0	0	0	0	0	0	0	0	0	0	.000
2009	New York-AL	0-0	0.00	2	0	0	0	0	2.0	0	0	0	0	0	0	2	0	0	.000
2010	New York-AL	0-0	0.00	2	0	0	0	0	1.2	1	0	0	0	0	1	2	0	0	.200
Division Series Totals		0-0	0.00	5	0	0	0	0	4.2	1	0	0	0	0	1	4	0	0	.071





# CHRIS HERRMANN

**HEIGHT/WEIGHT:** 6-0/198  
**BORN:** 11/24/87 in Tomball, TX  
**RESIDES:** Ft. Myers, FL

**ACQUIRED:** 6th round, 2009 First-Year Player Draft  
**M.L. SERVICE:** 116 days  
**CONTRACT STATUS:** Signed thru 2014

**BATS/THROWS:** L/R  
**OPENING DAY AGE:** 26



**PERSONAL:** Christopher Ryan Herrmann...2006 graduate of Tomball (TX) High School where he was unanimously named as 17-5A First-Team All-District second baseman...attended Alvin (TX) Community College...transferred to the University of Miami as a junior and majored in Sociology.

## 2013:

- Participated in Twins major league spring training and was optioned March 11...started the season with Triple-A Rochester.
- Went 4-for-6 with three RBI April 24 at Syracuse.
- Hit safely in season-high 10 straight games May 23-June 20...was recalled by Minnesota in the middle of the streak on May 27...appeared in seven games and was optioned back June 14.
- Recalled by Minnesota July 14.
- Went 3-for-5 with a home run and career-high four RBI July 23 at Los Angeles-AL, which included a 10th inning grand slam — the first of three for the Twins on the season.
- Appeared in 27 games (23 starts) at catcher and 24 games (15 starts) in the outfield.

**2012:** Was an invite to Twins spring training for the second straight season...started season with Double-A New Britain...recorded back-to-back four-hit games May 21 and 22 vs. Binghamton...named Twins minor league Player of the Week May 25, batting .450 (9-for-20) with three doubles, one home run, three RBI and six runs scored...named to Eastern League All-Star team; was the East team's back-up catcher and went 0-for-2...batted .325 (40-for-123) off left-handed pitching and .259 (95-for-367) off right-handed pitching at New Britain...had contract selected by Twins September 14...made major league debut September 16 vs. Chicago-AL as a defensive replacement and later grounded out in first at-bat...recorded first major league RBI, grounding out September 19 at Cleveland...recorded first major league hit, singling off Cody Eppley in the ninth inning September 26 vs. New York-AL...ranked second in the Twins entire organization in runs scored (91), sixth in at-bats (508), seventh in walks (59) and eighth in hits (136)...ranked as best defensive catcher in the Twins organization by *Baseball America* entering the 2013 season...played for Peoria Javelinas in the Arizona Fall League, playing in just three games before leaving due to inflammation in left shoulder; batted .500 (5-for-10) with one double and two walks.

**2011:** Was an invite to Twins spring training for the first time in his career...started season with Single-A Ft. Myers and hit safely in 14 of first 15 games, batting .362 (21-for-58) in that span...struck out just six times in 106 plate appearances (87 at-bats) at Ft. Myers...promoted to Double-A New Britain May 4...led Rock Cats in games caught with 60...played 23 games in outfield...named catcher on MiLB.com's Twins organizational All-Star team...led Twins full season minor leaguers in walks with 79 between both levels...played for Mesa Solar Sox in the Arizona Fall League, batting .380 (19-for-50) with six doubles, two home runs and nine RBI in 15 games...ranked 14th best prospect in Twins organization by *Baseball America* entering 2012.

**2010:** Spent entire season with Single-A Ft. Myers...finished season fourth on team in doubles (17) and games played (107), and ranked fifth in on-base percentage (.310) and RBI (30)...caught 42 games for Miracle, throwing out 21 of 59 (36%) baserunners...also made 11 appearances in center field and 52 in left field...named to Florida State League midseason All-Star team.

**2009:** Began professional career with Rookie Elizabethton after signing June 19...had 10-game hit-streak, batting .439 (18-for-41) with 13 runs, two homers, four RBI, five walks and four doubles July 7-16...finished fourth in Appalachian League in runs scored (45).

**AMATEUR CAREER:** Attended Alvin Community College where he was named to the NJCAA Division I All-American team in 2008...named to the JUCO World Series All-Tournament team...honored with the NJCAA Rawlings Big Stick award...transferred to the University of Miami...finished junior year at Miami with team-best .341 batting average...ranked as one of the top hitters in ACC the second half of 2009, hitting .398 over UM's last 30 games...led the 'Canes in batting average, runs scored (59) and on-base percentage (.458) while ranking second in both hits (73) and walks (41)...named NCBWA Pro-Line Athletic national Player of the Week and Atlantic Coast Conference Player of the Week after hitting .769 (10-for-13) with two homers, eight RBI and eight runs in a three-game series sweep at Wake Forest May 14-16.

**PROFESSIONAL:** Selected by the Twins in the sixth round of the 2009 First-Year Player Draft; signed by scout Hector Otero...originally selected by Baltimore in the 10th round of the 2008 First-Year Player Draft, but did not sign.

## GAME HIGHS

### 2013

**Hits:** 3, 3x, last 8/22 at DET  
**HR:** 1, 4x, last 8/30 at TEX  
**RBI:** 4, 7/23 at LAA  
**Grand Slams:** 1, 7/23 at LAA  
**Hit-Streak:** 3, 9/11-16  
**SB:** --

### CAREER

**Hits:** 3, 3x, last 8/22/13 at DET  
**HR:** 1, 4x, last 8/30/13 at TEX  
**RBI:** 4, 7/23/13 at LAA  
**Grand Slams:** 1, 7/23/13 at LAA  
**Hit-Streak:** 3, 9/11-16/13  
**SB:** --





HERRMANN'S BATTING RECORD																			
YEAR	CLUB	AVG	G	AB	R	H	2B	3B	HR	RBI	SH	SF	HB	BB	SO	SB	CS	E	OBP
2009	Elizabethton	.297	59	236	45	70	14	1	7	30	1	2	5	33	40	2	2	2	.391
2010	Ft. Myers	.219	107	356	34	78	17	3	2	30	2	2	7	41	74	3	2	5	.310
2011	Ft. Myers	.310	24	87	14	27	5	1	1	16	2	2	0	15	6	1	0	1	.404
	New Britain	.258	97	337	53	87	14	5	7	46	3	0	2	64	68	9	3	7	.380
2012	New Britain	.276	127	490	91	135	25	1	10	61	1	6	1	58	89	2	1	4	.350
	MINNESOTA	.056	7	18	0	1	0	0	0	1	0	0	0	1	5	0	0	0	.105
2013	Rochester	.227	69	247	31	56	9	3	2	22	2	1	1	24	61	3	2	3	.297
	MINNESOTA	.204	57	157	16	32	7	0	4	18	3	0	0	18	49	0	1	2	.286
Minor League Totals		.258	483	1753	268	453	84	14	29	205	11	13	16	235	338	20	10	22	.349
Major League Totals		.189	64	175	16	33	7	0	4	19	3	0	0	19	54	0	1	2	.268

HERRMANN'S CAREER FIELDING RECORD									
POSITION	PCT	G	PO	A	E	TC	DP	PB	
Catcher	.988	30	145	13	2	160	0	1	
Outfield	1.000	26	30	3	0	33	2	—	
Totals	.990	56	175	16	2	193	2	1	

TWINS BIRTHDAYS			
<b>JANUARY</b>		<b>PLAYER (OPENING DAY AGE)</b>	<b>AUGUST</b>
January 2, 1986	Brandon Waring (28)	August 1, 1990	Kennys Vargas (23)
January 3, 1990	Alex Meyer (24)	August 2, 1978	Matt Guerrier (35)
January 5, 1989	Eduardo Escobar (25)	August 24, 1980	Kevin Correia (33)
January 14, 1984	Mike Pelfrey (30)	August 26, 1985	Eric Fryer (28)
January 19, 1989	James Beresford (25)	August 26, 1985	Darin Mastroianni (28)
January 31, 1987	Caleb Thielbar (27)		
<b>FEBRUARY</b>		<b>SEPTEMBER</b>	
February 2, 1989	Logan Darnell (25)	September 10, 1985	Anthony Swarzak (28)
February 10, 1993	Max Kepler (21)	September 12, 1987	Kyle Knudson (26)
February 12, 1989	Dan Rohlfing (25)	September 23, 1989	Trevor May (24)
February 17, 1979	Josh Willingham (35)	September 24, 1986	Deibinson Romero (27)
February 22, 1983	Brian Duensing (31)	September 25, 1987	Vance Worley (26)
February 24, 1988	Chris Parmelee (26)		
February 28, 1987	Aaron Thompson (27)		
<b>MARCH</b>		<b>OCTOBER</b>	
March 2, 1983	Glen Perkins (31)	October 2, 1989	Aaron Hicks (24)
March 31, 1989	Josmil Pinto (25)	October 4, 1983	Kurt Suzuki (30)
		October 14, 1984	Kris Johnson (29)
		October 21, 1983	Casey Fien (30)
		October 23, 1987	Kyle Gibson (26)
		October 24, 1983	Chris Colabello (30)
		October 25, 1985	Wilkin Ramirez (28)
		October 30, 1979	Jason Bartlett (34)
<b>APRIL</b>		<b>NOVEMBER</b>	
April 17, 1989	Deolis Guerra (24)	November 2, 1984	Jermaine Mitchell (29)
April 19, 1983	Joe Mauer (30)	November 7, 1990	Danny Santana (23)
		November 8, 1988	Matt Hoffman (25)
		November 19, 1989	Michael Tonkin (24)
		November 21, 1988	Matt Koch (25)
		November 24, 1987	Chris Herrmann (26)
<b>MAY</b>		<b>DECEMBER</b>	
May 8, 1990	Sean Gilmartin (23)	December 5, 1983	Chris Rahl (30)
May 9, 1991	Oswaldo Arcia (22)	December 10, 1986	Pedro Florimon (27)
May 11, 1993	Miguel Sano (20)	December 13, 1982	Ricky Nolasco (31)
May 15, 1987	Brian Dozier (26)	December 15, 1988	Ryan Pressly (25)
May 25, 1982	Jason Kubel (31)	December 18, 1993	Byron Buxton (20)
May 28, 1988	Lester Oliveros (25)	December 26, 1983	Yohan Pino (30)
May 31, 1989	Edgar Ibarra (24)	December 27, 1991	Stuart Turner (22)
<b>JUNE</b>			
June 2, 1981	Jared Burton (32)		
June 15, 1986	Trevor Plouffe (27)		
June 24, 1980	Doug Bernier (33)		
June 24, 1986	Phil Hughes (27)		
<b>JULY</b>			
July 2, 1983	Samuel Deduno (30)		
July 5, 1993	Jorge Polanco (20)		
July 25, 1985	Alex Presley (28)		
July 30, 1986	Scott Diamond (27)		

\*List includes non-roster invites\*





# AARON HICKS

**HEIGHT/WEIGHT:** 6-2/190  
**BORN:** 10/2/89 in Long Beach, CA  
**RESIDES:** Long Beach, CA  
**ACQUIRED:** 1st round (14th overall), 2008 First-Year Player Draft  
**M.L. SERVICE:** 124 days  
**CONTRACT STATUS:** Signed thru 2014

**BATS/THROWS:** S/R  
**OPENING DAY AGE:** 24



**PERSONAL:** Aaron Michael Hicks...2008 graduate of Woodrow Wilson High School in Long Beach, CA...played in the 2007 AFLAC All-American High School Baseball Classic...named to the *Baseball America* All-American Second-Team in 2008...is a product of Major League Baseball's Urban Youth Academy in Compton, CA.

## 2013:

- Participated in his first Twins major league spring training and made the Twins Opening Day roster for the first time in career, leading off and playing center field April 3 vs. Detroit, going 0-for-4 with a walk...became the fourth different Twin to make his major league debut as the Opening Day leadoff hitter, joining Sergio Ferrer April 5, 1974; Hosken Powell April 5, 1978; and Jim Eisenreich April 6, 1982.
- Recorded first major league hit and RBI April 4 vs. Detroit, hitting a two-run single in the eighth inning off Brayan Villarreal.
- Recorded first career extra-base hit with a double April 27 vs. Texas.
- Reached base safely in 10 straight games April 15-28.
- Recorded first multi-homer game May 13 vs. Chicago-AL...according to Elias, he became the first Twins rookie to homer in back-to-back plate appearances in one game since Corey Koskie went deep in consecutive trips April 15, 1999 at Tiger Stadium.
- Hit first career three-hit game May 22 at Atlanta.
- Homered in consecutive games May 28 and 30 vs. Milwaukee.
- Placed on the 15-day disabled list June 10 with a left hamstring strain...played six games on rehab assignment with Triple-A Rochester and reinstated July 2.
- Hit .400 (10-for-25) with eight runs scored in first seven games back from the DL, including first career four-hit game July 8 at Tampa Bay.
- Optioned to Triple-A Rochester August 1...at time of option led AL rookies in runs (37) and tied for first in stolen bases (9)...had nine outfield assists, which ranked first among all AL players.
- Placed on 7-day disabled list August 13 with a right heel bruise, reinstated August 20.
- Despite playing 81 games, still finished tied for first among AL rookies in outfield assists (9), which also led the club...also, among AL rookies, was tied for fifth in home runs (8), tied for sixth in walks (24), eighth in runs scored (37) and tied for 10th in doubles (11).

## GAME HIGHS

### 2013

**Hits:** 4, 7/8 at TB  
**HR:** 2, 5/13 vs. CWS  
**RBI:** 3, 7/14 at NYY  
**Grand Slams:** - -  
**Hit-Streak:** 5, 2x, last 6/2-9  
**SB:** 1, 9x, last 7/13 vs. KC

### CAREER

**Hits:** 4, 7/8/13 at TB  
**HR:** 2, 5/13/13 vs. CWS  
**RBI:** 3, 7/14/13 at NYY  
**Grand Slams:** - -  
**Hit-Streak:** 5, 2x, last 6/2-9/13  
**SB:** 1, 9x, last 7/13/13 vs. KC



## TWINS ALL-TIME LEADERS

### OUTFIELD ASSISTS FOR ROOKIES

PLAYER	GAMES	OF A
1. Kirby Puckett, 1984	128	16
2. Jimmie Hall, 1963	143	13
3. Rich Becker, 1995	105	12
Marty Cordova, 1995	137	12
5. Aaron Hicks, 2013	81	9
Chad Allen, 1999	133	9
Steve Brye, 1972	93	9
Jacque Jones, 1999	93	9

**2012:** Spent entire season with Double-A New Britain...named Twins minor league Player of the Week July 6, batting .381 (8-for-21) with one double, one home run, two RBI and six runs scored in six games...set New Britain single-season record in runs scored (100) and triples (11)...led Eastern League in runs scored, triples and walks (79)...had season-high five hits July 25 vs. Binghamton...recorded 33 multi-hit games...batted .318 (35-for-110) with a .433 on-base percentage in 30 July games and .319 (36-for-113) with a .402 on-base percentage in 28 August games...ranked first among Twins minor leaguers in runs scored and stolen bases (32), second in triples (11) and walks (79), fourth in total bases (217), and fifth in hits (135)...named to Eastern League Postseason All-Star team...named outfielder on MiLB.com Twins organizational All-Star team...ranked eighth best prospect in Eastern League by *Baseball America* and named to *Baseball America* Double-A All-Star team...ranked fifth best prospect, best strike zone discipline, best defensive outfielder and best outfield arm in the Twins system by *Baseball America* entering the 2013 season...added to Twins 40-man roster in November...

played for the Bravos de Margarita in the Venezuelan Winter League, batting .204 (11-for-54) in 16 games.

**2011:** Spent entire season with Single-A Ft. Myers...ranked fourth best prospect, best defensive outfielder and best outfield arm in the Twins system by *Baseball America*...rated best outfield arm in the Florida State League by *Baseball America*...ranked 18th best prospect in Midwest League by *Baseball America*...played for Mesa Solar Sox in the Arizona Fall League, batting .294 (30-for-102) with 25 runs, eight doubles, five triples, three home runs, 21 RBI and 18 walks in 30 games.

**2010:** Spent entire season in Single-A Beloit...led team in on-base percentage (.401) and stolen bases (21)...finished second in doubles (27) and triples (6), and third in games played (115) and at-bats (423)...named to 2010 Midwest League All-Star Game...named Twins minor league Player of the Week September 3...ranked fifth best prospect in Midwest League by *Baseball America*...ranked second best prospect, best strike zone discipline, best defensive outfielder and best outfield arm in the Twins system by *Baseball America*...named honorable mention on MiLB.com's Twins organizational All-Star team.



**2009:** Finished third on Single-A Beloit in walks (40)...ranked the best prospect in Midwest League by *Baseball America*...ranked top prospect, best strike-zone discipline, best athlete, best defensive outfielder and best outfield arm in the Twins system by *Baseball America* entering 2010.

**2008:** Led GCL Twins in hits (55), home runs (4), RBI (27), walks (28) and stolen bases (12), and ranked eighth in GCL in average (.318)... named Twins minor league Player of the Week July 25-August, batting .400 with one home run, four runs scored and four RBI...named Rookie Level All-Star by *Baseball America*...named top ranked prospect in GCL by *Baseball America*...GCL postseason All-Star...ranked top prospect, best strike-zone discipline, best athlete, best defensive outfielder and best outfield arm in the Twins system by *Baseball America* entering the 2009 season.

**PROFESSIONAL:** Selected by the Twins in the first round (14th overall) in the 2008 First-Year Player Draft; signed by scout John Leavitt.

#### HICKS' BATTING RECORD

YEAR	CLUB	AVG	G	AB	R	H	2B	3B	HR	RBI	SH	SF	HB	BB	SO	SB	CS	E	OBP
2008	GCL Twins	.318	45	173	32	55	10	4	4	27	1	2	0	28	32	12	2	2	.409
2009	Beloit	.251	67	251	43	63	15	3	4	29	2	3	1	40	55	10	8	7	.353
2010	Beloit	.279	115	423	86	118	27	6	8	49	4	3	0	88	112	21	11	6	.401
2011	Ft. Myers	.242	122	443	79	107	31	5	5	38	3	3	1	78	110	17	9	8	.354
2012	New Britain	.286	129	472	100	135	21	11	13	61	3	8	1	79	116	32	11	8	.384
2013	Rochester	.222	22	72	7	16	4	2	0	5	0	0	0	10	21	1	0	0	.317
	<b>MINNESOTA</b>	<b>.192</b>	<b>81</b>	<b>281</b>	<b>37</b>	<b>54</b>	<b>11</b>	<b>3</b>	<b>8</b>	<b>27</b>	<b>4</b>	<b>2</b>	<b>2</b>	<b>24</b>	<b>84</b>	<b>9</b>	<b>3</b>	<b>0</b>	<b>.259</b>
	<b>Minor League Totals</b>	<b>.269</b>	<b>500</b>	<b>1834</b>	<b>347</b>	<b>494</b>	<b>108</b>	<b>31</b>	<b>34</b>	<b>209</b>	<b>13</b>	<b>19</b>	<b>3</b>	<b>323</b>	<b>446</b>	<b>93</b>	<b>41</b>	<b>31</b>	<b>.376</b>
	<b>Major League Totals</b>	<b>.192</b>	<b>81</b>	<b>281</b>	<b>37</b>	<b>54</b>	<b>11</b>	<b>3</b>	<b>8</b>	<b>27</b>	<b>4</b>	<b>2</b>	<b>2</b>	<b>24</b>	<b>84</b>	<b>9</b>	<b>3</b>	<b>0</b>	<b>.259</b>

#### HICKS' CAREER FIELDING RECORD

POSITION	PCT	G	PO	A	E	TC	DP	PB
Outfield	1.000	81	214	9	0	223	2	—

#### TWINS FIRST MAJOR LEAGUE HOME RUNS

PLAYER	TEAM	DATE	OPPONENT	PITCHER	CAREER PLATE APPEARANCE #	RUNS
Oswaldo Arcia	MIN	4-23-13	Miami	Jose Fernandez	12th	Three
Jason Bartlett	MIN	4-12-05	Detroit	Mike Maroth	34th	Solo
Chris Colabello	MIN	7-26-13	at Seattle	Yoervis Medina	41st	Two
Brian Dozier	MIN	5-13-12	Toronto	Ricky Romero	27th	Solo
Eduardo Escobar	MIN	4-9-13	at Kansas City	Jeremy Guthrie	66th	Solo
Pedro Florimon	MIN	9-24-12	New York-AL	Cory Wade	134th	Solo
Eric Fryer	MIN	9-11-13	Oakland	Tommy Milone	35th	Solo
Chris Herrmann	MIN	6-2-13	Seattle	Jeremy Bonderman	25th	Solo
Aaron Hicks	MIN	5-4-13	at Cleveland	Scott Kazmir	92nd	Solo
Jason Kubel	MIN	9-21-04	at Chicago-AL	Jon Garland	22nd	Two
Darin Mastroianni	MIN	6-27-12	Chicago-AL	Will Ohman	58th	Two
Joe Mauer	MIN	6-6-04	Detroit	Esteban Yan	17th	Three
Ricky Nolasco	FLA	5-22-06	Chicago-NL	Sean Marshall	14th	Solo
Chris Parmelee	MIN	9-17-11	Cleveland	Josh Judy	33rd	Two
Josmil Pinto	MIN	9-6-13	Toronto	Casey Janssen	15th	Solo
Trevor Plouffe	MIN	8-7-10	at Cleveland	Fausto Carmona	31st	Solo
Alex Presley	PIT	6-28-11	at Toronto	Jo-Jo Reyes	26th	Two
Wilkin Ramirez	DET	5-20-09	Texas	Matt Harrison	3rd	Solo
Kurt Suzuki	OAK	6-19-07	Cincinnati	Chad Gaudin	9th	Solo
Josh Willingham	FLA	7-18-04	at Pittsburgh	Oliver Perez	12th	Solo

\*List includes non-roster invites\*

PLAYERS

2014  
ASG





# MATTHOFFMAN

**HEIGHT/WEIGHT:** 6-2/224

**BORN:** 11/8/88 in Owasso, OK

**RESIDES:** Owasso, OK

**ACQUIRED:** Signed as minor league free agent, 12/2/13

**M.L. SERVICE:** None

**CONTRACT STATUS:** Signed thru 2014

**BATS/THROWS:** L/L

**OPENING DAY AGE:** 25

**NON-ROSTER INVITE**



**PERSONAL:** Matthew C. Hoffman...2007 graduate of Owasso (OK) High School where he went 8-1 as a senior; pitched a three-hit shutout to lead the club to a 1-0 win over Edmond Memorial High School for Owasso's ninth state championship.

## 2013:

- Spent season with Triple-A Toledo (Detroit).
- Posted an ERA of 0.93 (19.1 IP, 2 ER) in April and May combined (20 games), including 12.1 scoreless innings in 11 May appearances.
- Posted 19 consecutive scoreless appearances (18.1 IP) April 26-June 14, allowing 11 hits with 19 strikeouts.
- Placed on 7-day disabled list with left elbow contusion July 2-11.
- Made just eight appearances in July and August combined due to stints on the disabled list with a back strain July 30-August 15 and again August 26 to the end of season; pitched his final game on August 17.
- Allowed just two home runs on the season, both hit by left-handers.
- Signed with the Twins as a minor league free agent December 2.

**2012:** Started season with Triple-A Toledo...placed on 7-day disabled list with a left shoulder contusion April 24-May 7; placed back on DL with left rotator cuff tendinitis May 10-18...posted a 1.80 ERA (30.0 IP, 6 ER) in final 25 games June 20-September 1...allowed just four home runs on the season, three hit by right-handers...ranked second on the club in games (43)...pitched for Mesa in the Arizona Fall League, posting a 4.97 ERA (12.2 IP, 7 ER) with 14 strikeouts in 13 appearances.

**2011:** Started season with Double-A Erie (Detroit)...appeared in one game before being promoted to Triple-A Toledo April 8 where he remained for the rest of season...posted nine consecutive scoreless outings (11.0 IP) April 24-May 17...placed on 7-day disabled list July 24-August 3 with a left hamstring strain...posted 10 straight scoreless appearances (14.0 IP) to end the season August 14-September 5...ranked second on the staff in games (49)...pitched for Salt River in the Arizona Fall League, tossing 3.1 scoreless innings pitched in two games...named 16th best prospect in Tigers organization by *Baseball America* following the season.

**2010:** Split season between Single-A Lakeland, Double-A Erie and Triple-A Toledo, going 1-3, 5.20 ERA (53.2 IP, 31 ER) with 26 walks and 44 strikeouts in 45 games between all three levels...played with Surprise in the Arizona Fall League, appearing in nine games, posting a 7.27 ERA (8.2 IP, 7 ER) with one save and nine strikeouts...named 16th best prospect in Tigers organization by *Baseball America* following the season.

**2009:** Started the season with Single-A West Michigan (Detroit)...went 3-0, 1.56 ERA (17.1 IP, 3 ER) in four games (1 start) in April, tying him for second in the Midwest League in wins for the month and seventh in ERA...promoted to Single-A Lakeland May 15...pitched a 6.0-inning complete game in first start for Lakeland May 21 at Tampa, allowing six hits...placed on 7-day disabled list August 5-22 with a left shoulder strain.

**2008:** Made professional debut with Single-A West Michigan...appeared in five games (2 starts) before being promoted to Single-A Oneonta June 27...went 2-2, 2.49 ERA (25.1 IP, 7 ER) in five August starts.

**PROFESSIONAL:** Detroit's 26th round pick in the 2007 First-Year Player Draft; signed by scout Steve Taylor.

HOFFMAN'S PLAYING RECORD																			
YEAR	CLUB	W-L	ERA	G	GS	CG	SH	SV	IP	H	R	ER	HR	HB	BB	SO	WP	BK	BAA
2008	West Michigan	0-2	4.60	5	2	0	0	0	15.2	19	10	8	1	0	14	20	3	0	.284
	Oneonta	3-5	3.05	12	10	0	0	0	56.0	49	24	19	1	2	24	44	5	0	.237
2009	West Michigan	5-0	1.12	7	3	0	0	1	40.1	24	5	5	1	0	8	33	0	0	.169
	Lakeland	3-7	6.79	16	10	1	1	0	62.1	79	52	47	9	3	21	32	3	1	.309
2010	Lakeland	0-1	1.59	16	0	0	0	3	22.2	17	5	4	1	0	2	18	0	0	.215
	Toledo	0-0	10.38	3	0	0	0	0	4.1	9	5	5	1	0	4	4	1	0	.474
	Erie	1-2	7.43	26	0	0	0	0	26.2	36	26	22	3	0	20	22	2	1	.308
2011	Erie	0-0	54.00	1	0	0	0	0	0.1	0	2	2	0	0	2	0	0	0	.000
	Toledo	2-5	3.18	49	0	0	0	0	62.1	60	26	22	3	4	23	46	0	0	.253
2012	Toledo	1-2	3.69	43	0	0	0	0	46.1	55	28	19	4	4	16	32	4	0	.289
2013	Toledo	4-3	2.06	40	0	0	0	0	35.0	32	12	8	2	1	16	35	0	0	.246
Minor League Totals		19-27	3.90	218	25	1	1	4	372.0	380	195	161	26	14	150	286	18	2	.263





# PHIL HUGHES

**HEIGHT/WEIGHT:** 6-5/240

**BORN:** 6/24/86 in Mission Viejo, CA

**RESIDES:** Tustin, CA

**ACQUIRED:** Signed as free agent, 12/5/13

**M.L. SERVICE:** 6 years, 113 days

**CONTRACT STATUS:** Signed thru 2016

**BATS/THROWS:** R/R

**OPENING DAY AGE:** 27



**PERSONAL:** Philip Joseph Hughes...2004 graduate from Foothill High School in Santa Ana, CA, where he owns the school record for most career wins (23) and ranks third in school history with 182 strikeouts...named the 2004 Most Valuable Player with a 9-1 record and a 0.69 ERA...was honored as a pre-season All-American prior to his junior year and set school single-season records with 12 wins and a 0.64 ERA that season...tossed a perfect game on April 8, 2004 in a 9-0 win over Laguna Hills...named to the Los Angeles Times' 2004 All-Star team...prior to being drafted, was named by *Baseball America* as the top right-handed pitcher in the Orange County region...was primarily a third baseman until his sophomore year of high school...received the 2010 Ben Epstein-Dan Castellano "Good Guy" Award from the New York chapter of the BBWAA...visited children at Memorial Sloan-Kettering Cancer Center in New York in September 2009.

## 2013:

- Did not appear in official spring training game after experiencing upper back stiffness following the Yankees workout February 18 at Steinbrenner Field in Tampa, and later diagnosed with a bulging disc...threw for the first time on flat ground March 3.
- Threw simulated game March 18 and faced minor league hitters on March 22 at the Yankees minor league complex...pitched in an extended spring training game April 1.
- Placed on 15-day disabled list March 31 (retro March 22) with right upper back thoracic injury; missed four games and was reinstated prior to start April 6 at Detroit.
- Pitched 8.0 shutout innings May 4 vs. Oakland, allowing four hits, two walks and nine strikeouts...tossed a season-high 118 pitches, his most since June 3, 2012 at Detroit (123 pitches).
- Gave up a home run to Jarrod Dyson in the second inning May 10 at Kansas City, snapping a 23.2 homerless inning streak dating back to the sixth inning April 18 vs. Arizona, 0.2 innings shy of career-high of 24.1.
- Lasted just 0.2 innings pitched May 15 vs. Seattle, the shortest outing of career.
- Posted a record of 0-7, 5.63 ERA (54.1 IP, 34 ER) in final 13 starts July 8-September 25, marking the longest losing streak of career.
- Posted a 0.70 groundball/flyball ratio, the second-lowest among all starters in baseball.

## GAME HIGHS

### 2013

**IP:** 8.0, 2x, last 6/27 vs. TEX

**Walks:** 5, 6/12 at OAK

**SO:** 10, 7/13 vs. MIN

**CG:** - -

**Win-Streak:** 2, 5/4-10

**Low-Hit:** - -

### CAREER

**IP:** 9.0, 6/3/12 at DET

**Walks:** 5, 6x, last 6/12/13 at OAK

**SO:** 10, 2x, last 7/13/13 vs. MIN

**CG:** 2, last 6/3/12 at DET

**Win-Streak:** 9, 8/14/09-5/12/10

**Low-Hit:** 4, 6/3/12 at DET



## AMERICAN LEAGUE PITCHING LEADERS

### WINS FOR RIGHT-HANDERS SINCE 2010

1. Justin Verlander.....	72
2. Max Scherzer.....	64
3. Jered Weaver.....	62
4. James Shields.....	57
5. Felix Hernandez.....	52
6. Rick Porcello.....	47
7. Clay Buchholz.....	46
Ervin Santana.....	46
9. Phil Hughes.....	43
Justin Masterson.....	43

**2012:** Started the season as the Yankees third starter...went 1-4 in April, followed by 15-9, 3.77 ERA (169.2 IP, 71 ER) over final 27 starts since May 6; only Jered Weaver (16) had more wins in the AL over that span...tossed second career complete game June 3 at Detroit...made 100th career start September 13 at Boston, according to Elias, he became fifth pitcher to reach the plateau with the Yankees after being selected by the team in the First-Year Player Draft, joining Stan Bahnsen, Doc Medich, Ron Guidry and Andy Pettitte...struck out four batters in the fourth inning September 20 vs. Toronto (Hechavarria reached on a passed ball), becoming the second pitcher in franchise history to fan four batters in a single inning (A.J. Burnett June 24, 2011)...made two Postseason starts for the Yankees (ALDS Game 4 vs. Baltimore and ALCS Game 3 at Detroit), going 0-1, 1.86 ERA (9.2 IP, 2 ER)...removed from ALCS Game 3 with a stiff back after 3.0 innings...tied Hiroki Kuroda for the most wins (16) on the staff and ranked second in starts (32) to Kuroda...recorded a decision in 29 of 32 starts, tied for most decisions among major league pitchers (Gio Gonzalez, Matt Harrison and Clayton Richard)...tied for second in majors in home runs allowed (35)...allowed 22 home runs at home, the most in baseball and most in a single season in franchise history...

went 11-4, 3.74 ERA (98.2 IP, 41 ER) in 16 starts at Yankee Stadium, tied for the most home victories in baseball...walked two-or-fewer batters in 28 of 32 starts...posted a 2.16 walks-per-9.0 IP ratio, eighth-lowest in the AL.

**2011:** Started the season as the Yankees third starter...placed on 15-day disabled list with right shoulder inflammation April 15, transferred to 60-day DL May 25...pitched in three rehab starts with Single-A Staten Island and Double-A Trenton...missed 84 Yankee games before being reinstated July 6...pitched first career shutout in his rain-shortened start August 2 at Chicago-AL, allowing three hits and no walks in 6.0 innings...made first relief appearance of season August 7 at Boston, first relief appearance since October 2, 2010 at Boston...made two relief appearances in the ALDS vs. Detroit, tossing 2.1 scoreless innings.

**2010:** Began season as Yankees fifth starter...made two starts in extended spring training while remaining on the Yankees 25-man active roster...allowed just 10 hits in first four starts of the season (25.0 IP) and 17 in first five starts (32.0 IP); according to Elias, became the first major league pitcher since the Yankees David Cone in 1999 to allow less hits-to-innings pitched in first four and first five starts of a season...carried a no-hitter through 7.0 innings April 21 at Oakland, allowing one run on one hit in 7.1 innings with 10 strikeouts...won first five decisions to start the season, the youngest Yankees starter to begin a season 5-0 since Whitey Ford in 1950 (9-0)...posted a 1.38 ERA in first six starts, according to Elias, he became the first Yankee with at least five wins and a sub-1.50 ERA through his first six starts since Bob Turley in 1958 (6-0, 0.83 ERA)...

PLAYERS

2014  
ASG



joined Andy Pettitte at 5-0 to start the season, marking just the fourth time in the previous 50 years that two Yankees starters each won their first five decisions in a season, also occurred in 2004 (Kevin Brown and Orlando Hernandez), 2003 (Mike Mussina and David Wells) and 1980 (Ron Guidry and Tommy John), according to Elias...named to first career AL All-Star team (named from player ballot), according to the Elias, became the third-youngest pitcher to represent the Yankees in an All-Star Game (1956-Johnny Kucks age 22; and 1965-Mel Stottlemyre age 23)...allowed two runs on two hits in 0.1 innings and charged with the loss in the 3-1 NL victory, becoming the first Yankee to take the loss in the an All-Star Game since Tommy John in 1980...made 50th career start August 14 at Kansas City, according to Elias, he became the youngest Yankee to make his 50th career start since Al Downing (at 24 years, 51 days) in 1964...earned 16th win August 31 vs. Oakland, joining CC Sabathia (18-5) to give the Yankees two pitchers each with 16 wins prior to September 1 for the first time since 1998 (David Cone-18 and David Wells-16)...made three Postseason starts, going 1-2, 6.32 ERA (15.2 IP, 11 ER)...threw 7.0 scoreless innings in first career Postseason start in Game 3 of the ALDS on September 9 vs. Minnesota, earning the win in the 6-1 victory to complete the series sweep; became the first Yankee under the age of 25 to win a Postseason start since Dave Righetti on October 15, 1981 in Game 3 of the ALCS vs. Oakland...started and was dealt the loss in Game 2 and Game 6 of the ALCS at Texas, allowing 11 earned runs on 8.2 innings pitched combined...at 24 years, 114 days, became the youngest Yankee to start either Game 1 or 2 of a playoff series since Andy Pettitte started Game 2 of the 1996 ALDS at 24 years, 109 days...finished regular season tied for fourth in the AL and tied for seventh in baseball in wins (18)...tied for fifth in the AL and tied for sixth in the majors in winning percentage (.692)...pitched 5.0-plus innings in 28 of 29 starts (only exception on August 25 at Toronto, 3.2 IP)...the Yankees went 20-9 in his starts...became second Yankees pitcher age 24-or-younger in previous 45 years to win at least 18 games (also Andy Pettitte in 1996, 21 wins)...was the youngest Yankees right-hander to win at least 18 games in a season since 23-year-old Mel Stottlemyre won 20 games in 1965...joined CC Sabathia (21-7) as first pair of 18-game winners for Yankees at 30 years old-or-younger since 1978 (Ron Guidry 25-3 and Ed Figueroa 20-9)...allowed 20 home runs at home, tied for most in the majors...received a 7.49 run support average in starts, the highest mark among qualifying major leaguers.

**2009:** Opened the year with Triple-A Scranton/Wilkes-Barre (New York-AL), going 3-0, 1.86 ERA (19.1 IP, 4 ER) with three walks and 19 strikeouts in three starts...recalled April 28 and made start that night at Detroit, tossing 6.0 scoreless innings with two hits allowed and six strikeouts, earning the win...made seven starts and was moved to the bullpen in June...made first career regular season relief appearance June 8, tossing a perfect seventh inning...posted a 23.1-inning scoreless stretch June 10-July 30, marking the longest single-season scoreless stretch for a Yankees reliever since Mariano Rivera's 30.2-inning scoreless stretch to finish the 1999 regular season, according to Elias...earned first regular season win as a reliever July 17 vs. Detroit, tossing 2.0 scoreless innings...earned first career save July 23 vs. Oakland, tossing 2.0 perfect innings, becoming the youngest Yankees pitcher to earn a save of at least six outs since 18-year-old Jose Rijo recorded a 3.0-inning save April 18, 1984 at Cleveland, according to Elias...made nine Postseason appearances, going 0-1, 8.53 ERA (6.1 IP, 6 ER)...held opponents to a .217 (68-for-314) average; lefties hit .257 (36-for-140), righties .184 (32-for-174)...led all major league relievers in ERA (1.44)...struck out 33.7% of batters faced as a reliever, the second-highest mark in baseball...37 of 44 appearances were scoreless...held opponents hitless in 24 outings...stranded 15-of-16 inherited runners (93.8%)...led the AL in ERA post-All-Star break (1.64)...ranked fourth in baseball after the All-Star break with 12.55 strikeouts-per-9.0 IP ratio.

**2008:** Opened the season as the youngest pitcher in the Majors and the second youngest player in the majors behind Arizona's Justin Upton (20 years old, born August 25, 1987); according to the Elias Sports Bureau, was the youngest pitcher to begin a season in the Yankees rotation since Bill Burbach in 1969 (Opening Day age of 21 years, 232 days)...made first start April 3 vs. Toronto in the Yankees third game, becoming the youngest Yankees pitcher to start one of the club's first three games since Waite Hoyt (21 years, 217 days) in the second game of 1921...underwent an MRI May 1, revealing a stress fracture in ninth right rib and was placed on 15-day disabled list that day...transferred to 60-day disabled list July 18...returned from rehab, reinstated from 60-day DL and optioned to Charleston July 30...made two relief appearances at Charleston and was promoted to Triple-A Scranton/Wilkes-Barre August 6...made two Postseason starts with Scranton/WB, going 1-0, 0.69 ERA (13.0 IP, 1 ER)...recorded series-clinching win in Game 4 of the Governor's Cup Series September 12 at Durham, allowing just one earned run in 5.0 innings with 12 strikeouts, establishing a Scranton/WB single-game playoff strikeout record...his 23 strikeouts also set a franchise-Postseason record...recalled from Scranton/WB prior to September 13 doubleheader vs. Tampa Bay and joined the Yankees the following day...pitched for Peoria Javelinas of the Arizona Fall League 2-0, 3.00 ERA (30.0 IP, 10 ER) in seven starts.

**2007:** Started season with Triple-A Scranton/Wilkes-Barre...had contract purchased April 25 and made major league debut in a start the next night vs. Toronto, allowing four runs on seven hits in 4.1 innings pitched...was the youngest Yankees pitcher (20 years, 306 days old) to debut since Jose Rijo on April 5, 1984 (18 years, 328 days); since Rijo's first appearance, the only other Yankees to make their major league debuts under the age of 21 were Derek Jeter (20 years, 337 days), Dioner Navarro (20 years, 211 days) and Melky Cabrera (20 years, 330 days)...earned first major league win in second start on May 1 at Texas, tossing 6.1 hitless innings before being removed in the seventh inning with a left hamstring strain...placed on 15-day disabled list with a strained left hamstring May 3-August 4, missing 85 games...transferred to 60-day DL June 9...endured setback May 25 when he suffered a sprained left ankle while participating in agility drills in Tampa...made five rehab starts July 9-29 with Single-A Tampa, Double-A Trenton and Triple-A Scranton/WB...selected to Triple-A All-Star Game July 11 at Isotopes Park in Albuquerque, pitching 0.2 innings of relief...named International League Pitcher of the Week July 23-29, going 2-0, 0.00 ERA (12.2 IP)...returned from rehab and reinstated from 60-day DL August 4...appeared in two Division Series games vs. Cleveland, allowing one earned run in 5.2 innings of relief.

**2006:** Began the season at Single-A Tampa (New York-AL)...promoted to Trenton April 30...posted a Thunder franchise record with a 2.25 ERA in 21 starts...selected to Eastern League All-Star Game and was named to the US team for the All-Star Futures Game at PNC Park in Pittsburgh...named Eastern League Pitcher of the Week August 7-13, going 2-0, 0.90 ERA (10.0 IP, 1 ER) with 15 strikeouts...led all EL pitchers in ERA (2.25) and fourth in strikeouts (138)...started Game 1 for Trenton in Division Series September 6 vs. Portland, setting a club record with 13 strikeouts (6.0 IP)...posted a combined record of 12-6 with a 2.16 ERA in 26 starts at both levels...named to the Minor league All-Star team as well as the Double-A All-Star team by *Baseball America*...ranked top right-handed pitching prospect in all of baseball by *Baseball America* entering 2007 also ranked as the Yankees top prospect for the second straight year and rated as having the best curveball and best control among Yankees minor leaguers...earned Kevin Lawn Minor league Pitcher of the Year Award, given annually to the top pitching prospect in the Yankees organization.

**2005:** Started season with Single-A Charleston (New York-AL) and went 7-1, 1.97 ERA (68.2 IP, 15 ER) in 12 starts...spent two stints on DL with right shoulder inflammation...pitched first career complete game June 1 vs. Greensboro (Game 1)...scheduled to start South Atlantic League All-Star Game June 28 but was scratched after being placed on the DL with mild inflammation in right shoulder...went 2-0, 3.06 ERA (17.2 IP, 6 ER) in five games (4 starts) for Tampa...went 9-1, 2.19 ERA (86.1 IP, 21 ER) with 93 strikeouts in 17 combined appearances (16 starts) between both levels.

**2004:** Started professional career with GCL Yankees...appeared in just three games suffering before a fractured toe on his left foot.

**PROFESSIONAL:** New York Yankees first round (23rd overall) pick in the 2004 First-Year Player Draft; signed by scout Jeff Patterson.









# EDGAR IBARRA

**HEIGHT/WEIGHT:** 6-0/189  
**BORN:** 5/31/89 in Valencia, VZ  
**RESIDES:** Valencia, VZ  
**ACQUIRED:** Signed as an undrafted free agent, 1/2/06  
**M.L. SERVICE:** None  
**CONTRACT STATUS:** Signed thru 2014

**BATS/THROWS:** L/L  
**OPENING DAY AGE:** 24



**PERSONAL:** Edgar Alexander Ibarra (pronounced ee-BAR-uh)...attended U.E. Camp Solo in Venezuela.

## 2013:

- Began season with Double-A New Britain going 2-2, 1.91 ERA (42.1 IP, 9 ER) with two saves in 31 relief appearances...allowed multiple runs in just one of 31 appearances for the Rock Cats.
- Posted a 17.0-inning scoreless streak and was promoted to Triple-A Rochester July 17.
- Named Twins minor league Player of the Week July 26, going 1-0 with 4.0 scoreless innings and six strikeouts in two games.
- Tossed 14.1 scoreless innings in first 12 appearances with the Red Wings...the 14.1 innings pitched marked the third longest streak by a Rochester pitcher in 2013 and longest by a reliever.
- Did not allow an earned run in 31.1 innings pitched combined between Rochester and New Britain June 4-August 20...allowed 13 hits, eight walks with 27 strikeouts in 26 appearances in that span.
- Posted a combined 1.93 ERA (60.2 IP, 13 ER) in 47 relief appearances between both levels.
- Appeared in one game for the Red Wings during the International League playoffs, striking out three batters in 2.0 innings pitched.
- Added to the Twins 40-man roster November 4.

**2012:** Began season with Single-A Ft. Myers...went 1-3, 3.60 ERA (45.0 IP, 18 ER) with 16 walks, 41 strikeouts and two saves in 18 games before being transferred to Double-A New Britain June 20...went 2-1, 6.09 ERA (34.0 IP, 23 ER) in 24 appearances with the Rock Cats...pitched at least 1.0 inning in 18 of 24 appearances...only allowed three earned runs in 10.0 IP (2.70 ERA) in last 10 appearances August 8-September 3 holding opponents to a .256 batting average.

**2011:** Played entire season with Single-A Ft. Myers...pitched in 32 games, posting a 5.16 ERA in 106.1 innings pitched...was the starter in 16 of his 32 appearances, going 4-8, 5.35 ERA (72.1 IP, 43 ER), striking out 48 batters...held left-handed batters to a .248 (37-for-149) batting average compared to .336 (96-for-286) against righties...ranked second on the team in strikeouts (77).

**2010:** Spent season with Single-A Beloit...led team in strikeouts (122) and finished season and ranked second in innings pitched (112.1)...allowed just one home run in 52.1 innings pitched to begin the year; held opponents to a .217 batting average with 55 strikeouts in that span...recorded a career-high 10 strikeouts June 12 vs. Bowling Green (7.0 IP).

**2009:** Spent season at Rookie Elizabethton...named Appalachian League Pitcher of the Week August 3...named Twins minor league Pitcher of the Month for August after going 4-0, 0.93 ERA (29.0 IP, 3 ER) with one complete game shutout, 19 hits allowed, nine walks, 36 strikeouts and holding opponents to a .193 batting average in five starts...led team in wins (6) and was fifth in appearances (15)...tied for third in Appalachian League in wins...pitched in five games with Tigres de Aragua in the Venezuelan Winter League.

**2008:** Spent season with GCL Twins June 10...pitched in five games with Tigres de Aragua in the Venezuelan Winter League, posting a 2.45 ERA (3.2 IP, 1 ER).

**PROFESSIONAL:** Signed as an undrafted free agent, January 2, 2006; signed by Twins scout by Jose Leon.

## IBARRA'S PLAYING RECORD

YEAR	CLUB	W-L	ERA	G	GS	CG	SH	SV	IP	H	R	ER	HR	HB	BB	SO	WP	BK	BAA
2006	VSL Twins	2-6	5.49	19	8	0	0	0	59.0	72	44	36	3	5	23	29	3	0	.321
2007	VSL Twins	2-4	3.19	16	15	0	0	0	73.1	79	35	26	1	6	21	53	8	1	.280
2008	GCL Twins	4-0	3.12	10	10	0	0	0	49.0	44	22	17	1	4	21	51	0	1	.235
2009	Elizabethton	6-2	2.84	14	6	1	1	0	50.2	37	16	16	1	4	19	57	5	0	.213
2010	Beloit	6-11	4.81	33	17	0	0	1	112.1	112	71	60	6	10	60	122	9	1	.259
2011	Ft. Myers	5-10	5.16	32	16	1	1	0	106.1	133	73	61	13	7	49	77	12	0	.306
2012	Ft. Myers	1-3	3.60	18	0	0	0	2	45.0	49	28	18	1	6	16	41	6	1	.272
	New Britain	2-1	6.15	24	0	0	0	0	33.2	40	27	23	6	1	15	28	2	0	.303
2013	New Britain	2-2	1.91	31	0	0	0	2	42.1	32	11	9	2	1	20	40	3	0	.212
	Rochester	1-0	1.96	16	0	0	0	0	18.1	9	4	4	1	1	9	14	0	0	.150
Minor League Totals		31-39	4.12	213	72	2	2	5	590.0	607	331	270	35	45	253	512	48	4	.269





# KRIS JOHNSON

**HEIGHT/WEIGHT:** 6-4/205

**BORN:** 10/14/84 in West Covina, CA

**RESIDES:** Blue Springs, MO

**ACQUIRED:** Trade with Pittsburgh, 11/19/13

**M.L. SERVICE:** 43 days

**CONTRACT STATUS:** Signed thru 2014

**BATS/THROWS:** L/L

**OPENING DAY AGE:** 29



**PERSONAL:** Kristofer Michael Johnson...2003 graduate of Blue Springs (MO) High School, where he threw five no-hitters in four years during his career...attended Wichita State University, where he went 16-2, 2.94 ERA (143.2 IP, 47 ER) in 32 games (30 starts) during his career...had "Tommy John" surgery on left elbow in 2005.

## 2013:

- Was an invite to Pirates spring training and was reassigned to minor league camp.
- Began the season with Triple-A Indianapolis.
- Posted monthly ERA's of 1.99 (22.2 IP, 5 ER) in April; 1.65 (32.2 IP, 6 ER) in June; 1.00 (27.0 IP, 3 ER) in July; and 2.11 (21.1 IP, 5 ER) in August.
- Had contract purchased by Pittsburgh August 18 and made major league debut that same day, pitching 6.0 innings of relief vs. Arizona; allowing two runs on five hits with two walks and five strikeouts...was issued the loss as the game lasted 16 innings.
- Optioned back to Indianapolis August 19.
- Went 10-3, 2.16 ERA (125.0 IP, 30 ER) in 21 starts for Indianapolis and 0-1, 5.06 ERA (10.2 IP, 6 ER) in five relief appearances.
- Led the International League in ERA (2.39), fourth in WHIP (1.17) and tied for seventh in wins (10).
- Recalled by Pittsburgh September 1.
- Made three appearances for the Pirates in September, allowing five runs on seven hits in 4.1 innings pitched.
- Acquired by Minnesota via trade with Pittsburgh in exchange for right-handed pitcher Duke Welker November 19.

**2012:** Spent first season with Pittsburgh organization after signing as a minor league free agent December 14, 2011...split the season between Double-A Altoona and Triple-A Indianapolis...made season debut and recorded first professional save April 6 vs. Erie...did not allow an earned run in final 22.0 innings pitched between both levels...combined to go 8-4, 3.19 ERA (101.2 IP, 36 ER) with 75 strikeouts in 35 games (13 starts) between both levels; posted a 1.56 ERA (57.2 IP, 10 ER) in 13 starts and a 5.32 ERA (44.0 IP, 26 ER) in 22 relief appearances...played in the Dominican Winter League with Escogido and went 1-0, 0.67 ERA (27.0 IP, 2 ER) in six games (4 starts).

**2011:** Started season with Triple-A Pawtucket (Boston) and went 2-2, 12.63 ERA (20.2 IP, 29 ER) with seven home runs allowed in eight games (3 starts)...unconditionally released from Boston's organization May 16...signed with the Kansas City T-Bones of the American Association (Independent League)...went 6-3, 3.23 ERA (111.1 IP, 40 ER) with two complete games (1 shutout), 51 walks and 64 strikeouts in 16 starts.

**2010:** Spent season with Triple-A Pawtucket...posted a 2.88 ERA (34.1 IP, 11 ER) in six May starts...led Pawtucket in innings pitched (132.2), ranked second in starts (24), tied for third in wins (6) and strikeouts (79)...tied for first in the International League in losses (13)...made five starts for Escogido in the Dominican Winter League, going 1-1, 3.00 ERA (24.0 IP, 8 ER).

**2009:** Split season between Double-A Portland and Triple-A Pawtucket...did not allow a run in first two Triple-A starts (10.0 IP), but lost 13 of next 20 before being transferred to Portland...finished fourth on Pawtucket in starts (22) and fifth in innings pitched (96.1) and strikeouts (65)...tied for second in International League in losses (13).

**2008:** Spent season with Double-A Portland (Boston)...named Eastern League Pitcher of the Week April 21-27, going 2-0, 0.77 ERA (11.2 IP, 1 ER)...pitched 23.1 consecutive scoreless innings June 15-July 1 setting a club record; the span included three straight scoreless starts (18.1 IP), beginning June 21...ranked ninth in the Eastern League and eighth among Red Sox minor leaguers in ERA (3.63).

**2007:** Spent season with Single-A Lancaster (Boston)...made one playoff appearance and allowed two runs in 6.0 innings pitched...led the club in innings pitched (136.0), starts (27) and strikeouts (100)...tied for 12th in the Carolina League in wins (9).

**2006:** Spent first professional season with Single-A Lowell (Boston)...charged with an earned run in just three of 14 appearances (13 starts)...ranked ninth best prospect in Boston's organization by *Baseball America* entering 2007.

**PROFESSIONAL:** Boston's first round supplemental pick (40th overall) in the 2006 First-Year Player Draft.

## GAME HIGHS

### 2013

IP: 6.0, 8/18 vs. ARI

Walks: 2, 2x, last 9/1 vs. STL

SO: 5, 8/18 vs. ARI

CG: - -

Win-Streak: - -

Low-Hit: - -

### CAREER

IP: 6.0, 8/18/13 vs. ARI

Walks: 2, 2x, last 9/1/13 vs. STL

SO: 5, 8/18/13 vs. ARI

CG: - -

Win-Streak: - -

Low-Hit: - -



PLAYERS

2014

ASG



### JOHNSON'S PLAYING RECORD

YEAR	CLUB	W-L	ERA	G	GS	CG	SH	SV	IP	H	R	ER	HR	HB	BB	SO	WP	BK	BAA
2006	Lowell	0-2	0.88	14	13	0	0	0	30.2	25	7	3	0	3	7	27	1	0	.229
2007	Lancaster	9-7	5.56	27	27	0	0	0	136.0	148	91	84	20	2	57	100	3	2	.279
2008	Portland	8-9	3.63	27	27	0	0	0	136.1	147	70	55	5	4	56	108	6	2	.277
2009	Pawtucket	3-13	6.35	22	22	0	0	0	96.1	128	77	68	8	4	44	65	7	0	.320
	Portland	0-3	6.35	3	3	0	0	0	17.0	22	14	12	1	1	5	12	1	0	.310
2010	Pawtucket	6-13	4.88	28	24	0	0	0	132.2	152	81	72	15	5	52	79	9	0	.290
2011	Pawtucket	2-2	12.63	8	3	0	0	0	20.2	41	31	29	7	1	6	12	1	0	.410
2012	Indianapolis	5-2	4.53	20	4	0	0	0	45.2	42	25	23	7	1	18	33	2	0	.241
	Altoona	3-2	2.09	15	9	0	0	1	56.0	50	19	13	3	3	24	42	4	0	.234
2013	Indianapolis	10-4	2.39	26	21	1	0	2	135.2	116	37	36	6	4	43	94	8	0	.234
	<b>PITTSBURGH</b>	<b>0-2</b>	<b>6.10</b>	<b>4</b>	<b>1</b>	<b>0</b>	<b>0</b>	<b>0</b>	<b>10.1</b>	<b>12</b>	<b>7</b>	<b>7</b>	<b>0</b>	<b>1</b>	<b>4</b>	<b>9</b>	<b>2</b>	<b>0</b>	<b>.300</b>
Minor League Totals		46-57	4.41	190	153	1	0	3	807.0	871	452	395	72	28	312	572	42	4	.277
Major League Totals		0-2	6.10	4	1	0	0	0	10.1	12	7	7	0	1	4	9	2	0	.300

### JOHNSON'S CAREER FIELDING RECORD

POSITION	PCT	G	PO	A	E	TC	DP	PB
Pitcher	1.000	4	1	0	0	1	0	—

### BASEBALL AMERICA'S TOP 10 PROSPECTS

#### TWINS TOP 10 PROSPECTS FROM 2003-2014

##### 2003

1. Joe Mauer, C
2. Justin Morneau, IF
3. Michael Cuddyer, OF
4. Michael Restovich, OF
5. Denard Span, OF
6. Scott Tyler, RHP
7. J.D. Durbin, RHP
8. Jason Kubel, OF
9. Lew Ford, OF
10. Adam Johnson, RHP

##### 2004

1. Joe Mauer, C
2. Justin Morneau, IF
3. Matt Moses, IF
4. J.D. Durbin, RHP
5. Jesse Crain, RHP
6. Jason Bartlett, SS
7. Denard Span, OF
8. Jason Kubel, OF
9. Grant Balfour, RHP
10. Michael Restovich, OF

##### 2005

1. Joe Mauer, C
2. Jason Kubel, OF
3. Jesse Crain, RHP
4. J.D. Durbin, RHP
5. Francisco Liriano, LHP
6. Kyle Waldrop, RHP
7. Anthony Swarzak, RHP
8. Matt Moses, IF
9. Jason Bartlett, SS
10. Scott Baker, RHP

##### 2006

1. Francisco Liriano, LHP
2. Jason Kubel, OF
3. Matt Moses, IF
4. Glen Perkins, LHP
5. Anthony Swarzak, RHP
6. Denard Span, OF
7. Matt Garza, RHP
8. Jay Rainville, RHP
9. Trevor Plouffe, IF
10. Kyle Waldrop, RHP

##### 2007

1. Matt Garza, RHP
2. Glen Perkins, LHP
3. Kevin Slowey, RHP
4. Chris Parmelee, OF
5. Anthony Swarzak, RHP
6. Pat Neshek, RHP
7. Alexi Casilla, IF
8. Joe Benson, OF
9. Paul Kelly, IF
10. J.D. Durbin, RHP

##### 2008

1. Nick Blackburn, RHP
2. Joe Benson, OF
3. Wilson Ramos, C
4. Tyler Robertson, LHP
5. Anthony Swarzak, RHP
6. Ben Revere, OF
7. Jason Pridie, OF
8. Brian Duensing, LHP
9. Jeff Manship, RHP
10. Trevor Plouffe, IF

##### 2009

1. Aaron Hicks, OF
2. Ben Revere, OF
3. Wilson Ramos, C
4. Jose Mijares, LHP
5. Danny Valencia, IF
6. Anthony Swarzak, RHP
7. Shooter Hunt, RHP
8. Kevin Mulvey, RHP
9. Carlos Gutierrez, RHP
10. Angel Morales, OF

##### 2010

1. Aaron Hicks, OF
2. Wilson Ramos, C
3. Kyle Gibson, RHP
4. Miguel Sano, IF
5. Ben Revere, OF
6. Danny Valencia, IF
7. Carlos Gutierrez, RHP
8. Angel Morales, OF
9. David Bromberg, RHP
10. Max Kepler, OF

##### 2011

1. Kyle Gibson, RHP
2. Aaron Hicks, OF
3. Miguel Sano, IF
4. Joe Benson, OF
5. Ben Revere, OF
6. Liam Hendriks, RHP
7. Alex Wimmers, RHP
8. Adrian Salcedo, RHP
9. Oswaldo Arcia, OF
10. Carlos Gutierrez, RHP

##### 2012

1. Miguel Sano, IF
2. Joe Benson, OF
3. Eddie Rosario, 2B/OF
4. Aaron Hicks, OF
5. Oswaldo Arcia, OF
6. Levi Michael, IF
7. Liam Hendriks, RHP
8. Kyle Gibson, RHP
9. Chris Parmelee, 1B/OF
10. Brian Dozier, IF

##### 2013

1. Miguel Sano, IF
2. Byron Buxton, OF
3. Oswaldo Arcia, OF
4. Kyle Gibson, RHP
5. Aaron Hicks, OF
6. Jose Berrios, RHP
7. Eddie Rosario, 2B/OF
8. Max Kepler, OF
9. Danny Santana, IF
10. Luke Bard, RHP

##### 2014

1. Byron Buxton, OF
2. Miguel Sano, IF
3. Alex Meyer, RHP
4. Kohl Stewart, RHP
5. Jose Berrios, RHP
6. Eddie Rosario, IF
7. Lewis Thorpe, LHP
8. Trevor May, RHP
9. Danny Santana, IF
10. Jorge Polanco, IF

**BOLD** indicates played at major league level

**NOTE:** Twins rankings released in mid-January, 2014





# MAX KEPLER

**HEIGHT/WEIGHT:** 6-4/207  
**BORN:** 2/10/93 in Berlin, Germany  
**RESIDES:** Berlin, Germany  
**ACQUIRED:** Signed as an undrafted free agent, 7/11/09  
**M.L. SERVICE:** None  
**CONTRACT STATUS:** Signed thru 2014

**BATS/THROWS:** L/L  
**OPENING DAY AGE:** 21



**PERSONAL:** Maximilian Kepler-Rozycki...attended John F. Kennedy School, an American school in Berlin and the St. Emmeram Academy in Regensburg in 2008, where he trained for baseball...attended Ft. Myers South (FL) High School in time for his Junior year of High School...his parents Marek Rozycki and Kathy Kepler were both professional ballet dancers in Berlin...grew up playing baseball, soccer, tennis, swimming and skiing; was given a tennis scholarship to the Steffi Graf Tennis Foundation in Berlin...played baseball for Buchbinder Legionäre Regensburg of Bundesliga, the highest baseball league in Germany.

## 2013:

- Spent the season with Single-A Cedar Rapids.
- Set season-high with four hits (5 at-bats) July 5 vs. Wisconsin.
- Homered in consecutive games twice -- June 25-26 and August 16-17.
- Recorded 12 RBI in final 10 games August 15-September 2.
- Played in the Arizona Fall League with Glendale Desert Dogs, hitting .234 (15-for-64) with five doubles, four RBI, eight runs scored and seven walks in 18 games.
- Added to Twins 40-man roster November 20.

**2012:** Spent second season with Rookie Elizabethton...named Twins minor league Player of the Month for July, hitting .333 (32-for-96) with seven doubles, seven home runs, 28 RBI and 19 runs scored...earned Appalachian League Topps/Minor League Baseball Player of the Year award...named Appalachian League Postseason All-Star...named *Baseball America* Rookie All-Star...ranked seventh best prospect in Appalachian League by *Baseball America*...ranked eighth best prospect in Twins organization by *Baseball America* entering the 2013 season.

**2011:** Spent entire season with Rookie Elizabethton...hit first professional home run July 14 vs. Pulaski...hit .351 (13-for-37) off left-handed pitching and .240 (37-for-154) off right-handers...played 43 games in left field...ranked 20th best prospect in Twins organization by *Baseball America* entering 2012.

**2010:** Spent first professional season with the GCL Twins...finished fifth on team in hits (40)...ninth ranked prospect in Gulf Coast League and 11th best in the Twins organization by *Baseball America* entering 2011.

**2009:** Ranked 10th best prospect in the Twins organization by *Baseball America* entering 2010.

**PROFESSIONAL:** Signed by Twins Vice President of Player Personnel Mike Radcliff on July 11, 2009.

## KEPLER'S PLAYING RECORD

YEAR	CLUB	AVG	G	AB	R	H	2B	3B	HR	RBI	SH	SF	HB	BB	SO	SB	CS	E	OBP
2010	GCL Twins	.286	37	140	15	40	6	1	0	11	0	0	0	13	27	6	1	2	.346
2011	Elizabethton	.262	50	191	29	50	11	3	1	24	2	2	3	23	54	1	1	3	.347
2012	Elizabethton	.297	59	232	40	69	16	5	10	49	0	2	8	27	33	7	0	1	.387
2013	Cedar Rapids	.237	61	236	35	56	11	3	9	40	0	1	2	24	43	2	0	7	.312
<b>Minor League Totals</b>		<b>.269</b>	<b>207</b>	<b>799</b>	<b>119</b>	<b>215</b>	<b>44</b>	<b>12</b>	<b>20</b>	<b>124</b>	<b>2</b>	<b>5</b>	<b>13</b>	<b>87</b>	<b>157</b>	<b>16</b>	<b>2</b>	<b>13</b>	<b>.348</b>

## ROOKIE QUALIFICATIONS

A player shall be considered a rookie unless, during a previous season, he had (a) exceeded 130 at-bats or 50 innings pitched in the major leagues; or (b) accumulated more than 45 days on the active roster of a major league club, or clubs, during the period of 25-man limit (excluding time in military service and time on the disabled list).





# KYLE KNUDSON

**HEIGHT/WEIGHT:** 6-3/212

**BORN:** 9/12/87 in Fayetteville, NC

**RESIDES:** Brooklyn Park, MN

**ACQUIRED:** 9th round pick, 2010 First-Year Player Draft

**M.L. SERVICE:** None

**CONTRACT STATUS:** Signed thru 2014

**BATS/THROWS:** R/R

**OPENING DAY AGE:** 26

**NON-ROSTER INVITE**



**PERSONAL:** Kyle Ronald Knudson...2006 graduate of Maple Grove (MN) High School...named First-Team All-State in 2005...four-time All-Conference honoree (2003-06) and three-time All-Area award winner (2004-06)...named honorable mention All-Metro in 2005 and first team All-Metro in 2006...played in Lyons All-Star Game and East-West Showdown...lettered in baseball for five years and was two-year letter winner in football and basketball in 2004-05...attended the University of Minnesota from 2007-10, graduating with a Bachelor's of Science in Sport Management...was 23rd Golden Gopher to be drafted by the Twins.

## 2013:

- Was an invite to Twins spring training and was reassigned to minor league camp March 14...began the season with Single-A Ft. Myers
- Hit safely in season-high eight straight games April 10-23, hitting .484 (15-for-31) with two doubles, one home run and seven RBI in that span.
- Placed on 7-day disabled list May 3 with tendonitis in right ankle/foot; reinstated May 15.
- Promoted to Double-A New Britain May 28 and caught 16 games before being transferred back to Ft. Myers July 16.
- Played in six games for the Miracle and went 0-for-21 before being promoted to Double-A New Britain August 1 and finished the year there.
- Hit .341 (14-for-41) with four doubles and five RBI in final 12 games August 3-September 2.

**2012:** Began season with Single-A Beloit...batted .250 (14-for-56) with three doubles, one home run and nine RBI in 18 games...placed on 7-day disabled list with a hip injury April 5-May 5...promoted to Single-A Ft. Myers June 12 and recorded nine hits in first 17 at-bats for the Miracle...batted .400 (18-for-45) in 13 June games...recorded two season-high seven-game hitting streaks, June 19-26 and July 6-15.

**2011:** Spent season with Single-A Beloit, hitting safely in eight of first nine games...placed on 7-day disabled list with a right hamstring strain May 7-20...placed back on 7-day disabled list with a right groin strain July 1-August 10; then again with a right groin strain August 22, ending his season...did not commit an error in 32 games at catcher.

**2010:** Started professional career with Rookie Elizabethton, hitting safely in first six games June 23-29...hit first professional home run July 5 at Burlington...recorded season-high four hits and four RBI July 18 at Bristol...batted .310 (22-for-71) with 10 RBI in 19 August games.

**AMATEUR CAREER:** Attended the University of Minnesota from 2007-10, batting .296 (181-for-611) with 34 doubles, five triples, 11 home runs, 121 RBI and 87 runs scored in 181 career games for the Golden Gophers...batted .296 (66-for-223) with 14 doubles, four home runs and 48 RBI as a junior in 2009 and .342 (80-for-234) with 17 doubles, six home runs and 48 RBI as a senior in 2010...played for Mankato Moondogs in the summer of 2009, and was named to the Northwoods League All-Star team...named Academic All-Big Ten in 2009...named to NCAA Regional All-Tournament team, was Big Ten Tournament Regional MVP and All-Big Ten team in 2010.

**PROFESSIONAL:** Selected by the Twins in the ninth round of the 2010 First-Year Player Draft; signed by scout Mark Wilson.

## KNUDSON'S PLAYING RECORD

YEAR	CLUB	AVG	G	AB	R	H	2B	3B	HR	RBI	SH	SF	HB	BB	SO	SB	CS	E	OBP
2010	Elizabethton	.261	47	180	20	47	9	0	2	27	1	1	4	9	43	0	1	3	.309
2011	Beloit	.226	33	115	12	26	3	0	1	17	2	1	1	6	33	0	2	0	.268
2012	Beloit	.250	18	56	3	14	3	0	1	9	2	0	0	6	9	0	0	1	.323
	Ft. Myers	.253	56	190	24	48	11	0	0	18	2	1	6	30	41	0	0	3	.370
2013	Ft. Myers	.280	29	93	6	26	3	0	2	9	0	0	3	9	19	0	1	0	.362
	New Britain	.295	28	88	8	26	5	0	0	12	0	1	3	10	13	0	0	1	.382
Minor League Totals		.259	211	722	73	187	34	0	6	92	7	4	7	70	158	0	4	8	.337





# MATTKOCH

**HEIGHT/WEIGHT:** 6-0/219

**BORN:** 11/21/88 in Manhattan Beach, CA

**RESIDES:** Manhattan Beach, CA

**ACQUIRED:** 12th round pick, 2011 First-Year Player Draft

**M.L. SERVICE:** None

**CONTRACT STATUS:** Signed thru 2014

**BATS/THROWS:** R/R

**OPENING DAY AGE:** 25

**NON-ROSTER INVITE**



**PERSONAL:** Matthew Michael Koch...2008 graduate of Mira Costa High School in Manhattan Beach, CA...attended Loyola Marymount University in Los Angeles, CA, where he hit .284 (148-for-522) with 42 doubles, 19 home runs and 100 RBI in three years.

## 2013:

- Spent season with Single-A Ft. Myers, hitting safely in nine of first 10 games, batting .447 (17-for-38) in that span.
- Set season-high with four hits, two times — April 12 at Charlotte and June 18 vs. Palm Beach.
- Hit .364 (20-for-55) with a .453 on-base percentage in 16 April games.
- Hit .324 (24-for-74) with six doubles, four home runs and 15 RBI in 20 June games.
- Named Florida State League Midseason All-Star, hitting .312 (54-for-173) with 11 doubles, one triple, four home runs, 24 RBI and 24 runs scored in 48 first-half games.

**2012:** Spent season with Single-A Beloit...hit four home runs with 17 RBI in a 10-game span May 16-June 2...hit .326 (15-for-46) with five doubles, three home runs and 13 RBI in 13 May games...hit safely in season-high eight straight games June 4-15...hit .297 (35-for-118) with 12 doubles, five home runs, 23 RBI and 20 walks in 37 first-half games.

**2011:** Started professional career with Rookie Elizabethton, hitting .273 (12-for-44) with six doubles, two home runs and nine RBI in 12 games.

**PROFESSIONAL:** Selected by the Twins in the 12th round of the 2011 First-Year Player Draft; signed by scout Mike Eaglin...originally drafted in the 22nd round of the 2010 First-Year Player Draft by Tampa Bay, but did not sign.

## KOCH'S PLAYING RECORD

YEAR	CLUB	AVG	G	AB	R	H	2B	3B	HR	RBI	SH	SF	HB	BB	SO	SB	CS	E	OBP
2011	Elizabethton	.273	12	44	6	12	6	0	2	9	0	2	0	5	13	0	0	0	.333
2012	Beloit	.253	89	304	47	77	23	2	8	39	7	2	11	35	106	1	3	11	.349
2013	Ft. Myers	.278	98	352	38	98	20	1	7	40	0	3	3	35	75	1	1	8	.346
<b>Minor League Totals</b>		<b>.267</b>	<b>199</b>	<b>700</b>	<b>91</b>	<b>187</b>	<b>49</b>	<b>3</b>	<b>17</b>	<b>88</b>	<b>7</b>	<b>7</b>	<b>14</b>	<b>75</b>	<b>194</b>	<b>2</b>	<b>4</b>	<b>19</b>	<b>.347</b>

## ROBERTO CLEMENTE AWARD

Since 1971, Major League Baseball has annually presented an award that recognizes a player who best exemplifies the game of baseball through sportsmanship, community involvement and positive contributions to his team.

In 1973, following the tragic death of Roberto Clemente, the award was named to honor the man whose spirit and goodwill will always be remembered. The 12-time All-Star and Hall of Famer was killed in a plane crash in 1972 delivering food and medical supplies to earthquake victims in Nicaragua. The award recognizes those individuals who truly understand the value of helping others.

A panel of baseball dignitaries, including Vera Clemente and Commissioner Allan H. (Bud) Selig, annually selects the winner from a list of 30 candidates, one from each Major League Baseball Club. The winner of the national Roberto Clemente Award is announced during a pre-game ceremony at the World Series. Past winners include Jamie Moyer, Jim Thome, Rod Carew (Twins - 1977), Dave Winfield (Twins - 1994), Kirby Puckett (Twins - 1996), Curt Schilling, Al Leiter, Tony Gwynn, Willie Mays, Ozzie Smith, Derek Jeter, Albert Pujols, John Smoltz, and Cal Ripken, Jr.

The 2013 Minnesota Twins Roberto Clemente Award nominee was Joe Mauer (first career nomination). The 2013 recipient was Los Angeles Dodgers pitcher Clayton Kershaw.

PLAYERS

2014  
ASG





# JASON KUBEL

**HEIGHT/WEIGHT:** 6-0/205  
**BORN:** 5/25/82 in Belle Fourche, SD  
**RESIDES:** Calabasas, CA  
**ACQUIRED:** Signed as minor league free agent, 12/13/13  
**M.L. SERVICE:** 9 years, 9 days  
**CONTRACT STATUS:** Signed thru 2014

**BATS/THROWS:** L/R  
**OPENING DAY AGE:** 31

NON-ROSTER INVITE



**PERSONAL:** Jason James Kubel (pronounced KOO-bull)...wife, Blake (Tonkin)...son, Owen (1/23/08), daughter, Heidi (5/30/12)...2000 graduate of Highland (CA) High School...named to All-Golden League First Team in 1998-2000...is the brother-in-law of right-handed pitcher Michael Tonkin.

## 2013:

- Began second season with Arizona.
- Placed on 15-day disabled list April 13-28 with left quad strain.
- Hit .306 (11-for-36) in April and .296 (21-for-71) with 12 RBI in 23 June games before hitting .120 (9-for-75) from July 3-August 26.
- Designated for assignment August 27...was hitting .265 on July 2, ended at .220 with Arizona.
- Acquired by Cleveland from Arizona August 30, in exchange for pitcher Matt Langwell.
- Hit solely against right-handed pitchers for the Indians in September, hitting .167 (3-for-18) with one double.

## TWINS ALL-TIME LEADERS

### HOME RUNS BY LEFTIES

1. Kent Hrbek.....	293
2. Justin Morneau .....	221
3. Tony Oliva .....	220
4. Jacque Jones.....	132
5. Joe Mauer .....	105
6. Jason Kubel.....	104

**2012:** Spent first season with Arizona after signing as free agent December 20, 2011...recorded 27 RBI in June, leading the NL and setting a monthly career-high...hit .293 (84-for-287) with 20 doubles, 15 home runs and 60 RBI pre-All-Star break, and .201 (44-for-219) with 10 doubles, 15 home runs and 30 RBI after...hit .300 as late as July 22 but hit just .176 (34-for-193) the remainder of the season...hit career-high three home runs July 21 vs. Astros, becoming the seventh player (9th time) in club history to do so...reached the 20-homer mark for the fourth time in career...collected 500th RBI July 22 vs. Astros on a solo homer...hit career-high seven home runs vs. left-handers (8 total from 2009-11) on the season...established career highs in

home runs (30), walks (57), extra-base hits (64) and runs scored (75)...became the seventh player in D-Backs history (8th time) with 30 doubles and 30 home runs in a season, joining Jay Bell (1999), Steve Finley (1999), Matt Williams (1999), Luis Gonzalez (2000-01), Mark Reynolds (2009) and Justin Upton (2011)...tied for the fourth-most home runs among players with new teams in 2012 (Prince Fielder - DET and Albert Pujols - LAA); only Minnesota's Josh Willingham (35), St. Louis' Carlos Beltran (32) and Oakland's Josh Reddick (32) had more...finished tied for 10th in the NL in home runs (30) and extra base hits (64)...hit 18 home runs at home, tied for fifth-most in the NL...set club record with 14 outfield assists, most in the NL...played in 126 games in the outfield, 28 more than his previous career-high (98 in 2010).

**2011:** Opened season as Twins designated hitter for third straight season...hit safely in a season-high 10 straight games, April 16-28...hit .351 (33-for-94) with nine doubles, two home runs and 10 RBI in 26 April games...led the AL in batting average through games of May 8, hitting .351; ranked third in on-base percentage (.402) and 10th in slugging percentage (.518)...recorded four RBI May 11 vs. Detroit, the 16th time in career with four-plus RBI...played 700th career game May 23 vs. Seattle...recorded 400th career RBI May 29 vs. Los Angeles-AL...placed on the 15-day disabled list June 2 with a sprained left mid-foot...ranked sixth in the AL in batting average at the time of his injury, hitting .310; was tied for fourth in hits (62)...played seven games on rehab assignment with Single-A Ft. Myers and Triple-A Rochester...returned from rehab assignment and reinstated from the disabled list July 22...hit 100th career home run August 5 vs. Chicago-AL off Mark Buehrle...tied for first on the Twins with six games of three-plus hits...ranked fourth on club in multi-hit games (28), despite playing in 99 games...recorded nine outfield assists, tied for ninth-most in the AL...committed just one fielding error in 120 total chances

**2010:** Opened season as Twins designated hitter for second straight season...hit the first regular season home run in Target Field history April 12 vs. Boston, a seventh inning solo shot off Scott Atchison; according to the Elias Sports Bureau, he became the first player to homer against the Red Sox in his first game of a season in a new park since 1923 when Babe Ruth homered in the opening game of Yankee Stadium...hit sixth career grand slam in the eighth inning with two outs May 16 at New York-AL off Mariano Rivera, capping off a five-run eighth inning and an eventual 6-3 Twins victory...hit walk-off sac-fly in the bottom of the 12th inning, giving the Twins an 8-7 victory, May 22 vs. Milwaukee...recorded sixth career two-homer game and five RBI May 27 vs. New York-AL...hit seventh career grand slam and second of the season July 25 at Baltimore...hit game-winning RBI-single (an infield pop-up that hit the catwalk at Tropicana Field) in the ninth inning August 5 at Tampa Bay...finished tied for second in the AL for RBI in August with 23 (Jose Bautista - 24, Adrian Beltre and Paul Konerko - 23)...hit six home runs in August, tied for 12th-most in the AL...hit his 20th home run September 25 at Detroit, marking his third consecutive season of 20-plus homers...surpassed 90 RBI September 27 at Kansas City, marking his second consecutive season of 90-plus RBI...finished second on the club in RBI (92), behind Delmon Young (112)...was one of 12 players in AL with 20 doubles, 20 home runs, 90 RBI and 50 walks.

**2009:** Opened season as Twins designated hitter...recorded back-to-back four hit games (fourth and fifth of career) April 17 and 18 vs. Los Angeles-AL...hit for the cycle April 17 vs. Los Angeles-AL, finishing the cycle with a grand slam (fifth career) in the eighth inning, capping off a seven-run inning and giving the Twins an 11-9 lead and eventual win...became the third player in 100 years to finish a cycle with a grand slam (Yankees Tony Lazzeri in 1932 and Oakland's Miguel Tejada in 2001)...hit .311 (85-for-273) with 14 home runs and 45 RBI in 77 games pre-All-Star

## GAME HIGHS

### 2013

Hits: 4, 6/21 vs. CIN  
 HR: 1, 5x, last 7/13 vs. MIL  
 RBI: 4, 6/1 at CHC  
 Grand Slams: - -  
 Hit-Streak: 6, 4/3-12  
 SB: - -

### CAREER

Hits: 4, 7x, last 6/21/13 vs. CIN  
 HR: 3, 7/21/12 vs. HOU  
 RBI: 7, 7/6/07 at CWS  
 Grand Slams: 8, last 7/3/12 vs. SD  
 Hit-Streak: 12, 6/8-20/10  
 SB: 1, 11x, last 5/7/12 vs. STL





break...named American League Co-Player of the Week (with teammate Delmon Young) September 28-October 5, batting .423 (11-for-26), with two doubles, three home runs, five runs scored, 12 RBI and four multi-hit games...hit 28th home run of the season in the 163rd game/tiebreaker game October 6 vs. Detroit...hit .331 (81-for-245) with 20 doubles, 14 home runs and 56 RBI in 67 games vs. AL Central opponents (.356, 7 HR, 17 RBI vs. CLE)...hit 26 of 28 home runs off right-handed pitching...finished eighth in the AL in slugging percentage (.539) and tied for eighth in RBI (103)...hit .322 against right-handed pitching, seventh-best in the AL...ranked fourth in the league with a 4.99 at-bats-per-RBI ratio...was one of just seven players in baseball to hit 25 home runs, 35 doubles, 100 RBI and a batting average of .300-or-higher; was one of just three players in club history to have recorded those numbers in a season (Justin Morneau in 2006 and Larry Hise in 1977).

**2008:** Spent second full season with Twins...hit third career grand slam (first of season) and season-high six RBI April 9 at Chicago-AL...hit first career pinch-hit home run May 13 vs. Toronto...hit fourth career grand slam (second of season) May 25 at Detroit...recorded second career four-hit game and first career two-homer game August 5 at Seattle...went 3-for-4 with two home runs (second career two-homer game), a triple, three runs scored and three RBI September 23 vs. Chicago-AL; became the first Twin to hit two homers and a triple in the same game since Rich Becker on July 13, 1996...set career-highs in several offensive categories, including home runs (20), RBI (78), runs scored (74), hits (126), walks (47), triples (5), batting average (.273), on-base percentage (.335) and slugging percentage (.472).

**2007:** Spent entire season with Twins...homered May 15 at Cleveland, his first home run since July 25, 2006, a span of 172 at-bats...hit second career grand slam and career-high seven RBI July 6 at Chicago-AL, marking the 15th time in Twins history a player drove in seven-or-more runs...hit .351 (27-for-77) with 16 runs, 11 doubles, 11 walks, three home runs and 16 RBI in 22 games August 22-September 19.

**2006:** Made Twins Opening Day roster for first time in career...optioned to Triple-A Rochester April 16...recalled May 23...recorded game-winning walk-off grand slam (first career) in 12th inning June 13 vs. Boston, including a career-high four RBI...homered in three straight games June 13-15...recorded first career four-hit game July 1 vs. Milwaukee.

**2005:** Missed entire season recovering from surgery on left knee...ranked second best prospect in the Twins organization by *Baseball America* entering the 2006 season.

**2004:** Began season at Double-A New Britain...promoted to Triple-A Rochester May 21...named Twins minor league Player of the Month for May...played for United States Team in Futures Game July 11 at Minute Maid Park in Houston...named International League Player of the Week July 20-26...named Twins minor league Player of the Week August 7-13...named Topps' International League Player of the Month for August...led IL in batting average (.343)...named to International League Postseason All-Star team and International League Rookie of the Year...recalled and made major league debut as pinch hitter August 31 vs. Texas...doubled off Mike Wood for first major league hit September 4 vs. Kansas City...hit first major league home run off Jon Garland September 21 at Chicago-AL...ranked fourth among all minor leaguers in batting average...named to *Baseball America's* minor league All-Star First Team, ranked second best prospect in Eastern League and fourth-best prospect in International League by *Baseball America*...played for Grand Canyon in the Arizona Fall League...suffered torn anterior cruciate and posterior cruciate ligaments in left knee October 12...ranked second best prospect in Twins organization by *Baseball America* entering the 2005 season.

**2003:** Spent season at Single-A Ft. Myers...selected to Florida State League All-Star Game...led club in doubles (20), RBI (82) and walks (48) and was second in hits (125) and total bases (168)...tied for second in league in RBI and was fourth in batting average (.298)...led all minor leaguers in sacrifice flies (13)...named to Florida State League postseason All-Star team...ranked 17th-best prospect and best outfield arm in Florida State League by *Baseball America*...named to *Baseball America's* High Single-A All-Star team...ranked eighth-best prospect in the Twins organization by *Baseball America* entering the 2004 season.

**2002:** Spent season at Single-A Quad Cities...reached base safely in 28 consecutive games, April 5-May 22...disabled with ligament strain in right hand April 26-May 6...named Twins minor league Player of the Week July 27-August 2, hitting .500 (12-for-24)...recorded three-homer game and season-high six RBI August 12 at West Michigan...named Midwest League Player of the Week August 12-18...Twins minor league Player of the Month for August, hitting .333 (39-for-117)...led club in batting average (.321), hits (136), doubles (26), triples (4), homers (17), RBI (69) and slugging percentage (.521) and was second in walks (41) and on-base percentage (.380)...ranked third in league in batting and slugging percentage...named to Midwest League Postseason All-Star team...named to SportsTicker's All-Teen team and *Baseball America's* Low Single-A All-Star team...ranked 37th best outfield prospect in all minor leagues by *Baseball America*...ranked eighth-best prospect in the Twins organization by *Baseball America* entering the 2003 season.

**2001:** Spent second straight professional season with GCL Twins...played in GCL All-Star Game August 11 at St. Petersburg...led club in RBI (30) and was second in walks (19).

**2000:** Spent first professional season with GCL Twins, hitting .282 (22-for-78) with five extra-base hits.

**PROFESSIONAL:** Originally selected by the Twins in the Twins in the 12th round of the 2000 First-Year Player Draft; signed by scout Bill Mele.

#### TWINS ALL-TIME LEADERS

##### SLUGGING PERCENTAGE (MINIMUM 2,500 PLATE APPEARANCES)

1.	Harmon Killebrew	.518
2.	Justin Morneau	.485
3.	Kent Hrbek	.481
4.	Bob Allison	.479
5.	Kirby Puckett	.477
6.	Tony Oliva	.476
7.	Torii Hunter	.469
8.	Joe Mauer	.468
9.	Corey Koskie	.463
10.	Jason Kubel	.459

PLAYERS

2014  
ASG

#### TWINS ALL-TIME INDIVIDUAL BATTING LEADERS BY POSITION

POS	AVERAGE	HOME RUNS	RUNS BATTED IN	RUNS SCORED
C	Joe Mauer, .365 - 2009	Joe Mauer, 28 - 2009	Joe Mauer, 96 - 2009	Joe Mauer, 98 - 2008
1B	Rod Carew, .388 - 1977	Harmon Killebrew, 49 - 1964, 69	Harmon Killebrew, 140 - 1969	Rod Carew, 128 - 1977
2B	Chuck Knoblauch, .341 - 1996	Brian Dozier, 18 - 2013	Chuck Knoblauch, 72 - 1996	Chuck Knoblauch, 140 - 1996
3B	Rich Rollins, .307 - 1963	Gary Gaetti, 34 - 1986	Gary Gaetti, 109 - 1987	Corey Koskie, 100 - 2001
SS	Cristian Guzman, .302 - 2001	Roy Smalley, 24 - 1979	Roy Smalley, 95 - 1979	Zoilo Versalles, 126 - 1965
OF	Kirby Puckett, .356 - 1988	Allison ('63) and Willingham ('12), 35	Kirby Puckett, 121 - 1988	Cesar Tovar, 120 - 1970
DH	Paul Molitor, .341 - 1996	Jason Kubel, 28 - 2009	Paul Molitor, 113 - 1996	Paul Molitor, 99 - 1996
P	Camilo Pascual, .268 - 1962	Two Tied with 3	Camilo Pascual, 19 - 1962	Jim Kaat, 17 - 1970



KUBEL'S PLAYING RECORD																			
YEAR	CLUB	AVG	G	AB	R	H	2B	3B	HR	RBI	SH	SF	HB	BB	SO	SB	CS	E	OBP
2000	GCL Twins	.282	23	78	17	22	3	2	0	13	1	1	1	10	9	0	0	0	.367
2001	GCL Twins	.331	37	124	14	41	10	4	1	30	0	2	2	19	14	3	2	1	.422
2002	Quad Cities	.321	115	424	60	136	26	4	17	69	2	3	1	41	48	3	5	3	.380
2003	Ft. Myers	.298	116	420	56	125	20	4	5	82	0	13	1	48	54	4	6	2	.361
2004	New Britain	.377	37	138	25	52	14	4	6	29	0	1	1	19	19	0	2	4	.453
	Rochester	.343	90	350	71	120	28	0	16	71	1	4	1	34	40	16	3	2	.398
	MINNESOTA	.300	23	60	10	18	2	0	2	7	0	1	0	6	9	1	1	0	.358
2005	MINNESOTA	INJURED - DID NOT PLAY																	
2006	MINNESOTA	.241	73	220	23	53	8	0	8	26	2	1	0	12	45	2	0	2	.279
	Rochester	.283	30	120	18	34	7	2	4	22	0	2	0	12	23	2	0	0	.343
2007	MINNESOTA	.273	128	418	49	114	31	2	13	65	1	5	1	41	79	5	0	2	.335
2008	MINNESOTA	.272	141	463	74	126	22	5	20	78	0	7	0	47	91	0	1	3	.335
2009	MINNESOTA	.300	146	514	73	154	35	2	28	103	0	5	3	56	106	1	1	0	.369
2010	MINNESOTA	.249	143	518	68	129	23	3	21	92	0	5	3	56	116	0	1	5	.323
2011	Ft. Myers	.000	2	3	0	0	0	0	0	1	0	0	0	3	0	0	0	0	.500
	Rochester	.333	5	18	3	6	1	0	1	2	0	0	0	3	4	0	0	0	.429
	MINNESOTA	.273	99	366	37	100	21	1	12	58	0	2	1	32	86	1	1	1	.332
2012	ARIZONA	.253	141	506	75	128	30	4	30	90	0	6	2	57	151	1	1	1	.327
2013	ARIZONA	.220	89	241	21	53	8	1	5	32	0	2	0	24	82	0	1	3	.288
	CLEVELAND	.167	8	18	0	3	1	0	0	0	0	0	0	5	10	0	0	0	.348
Minor League Totals		.320	455	1675	264	536	109	20	50	319	4	26	7	189	211	28	18	11	.386
American League Totals		.270	761	2577	334	697	143	13	104	429	3	26	8	255	542	10	5	13	.335
National League Totals		.242	230	747	96	181	38	5	35	122	0	8	2	81	233	1	2	4	.315
Major League Totals		.264	991	3324	439	878	181	18	139	551	3	34	10	336	775	11	7	17	.330

KUBEL'S CAREER FIELDING RECORD									
POSITION	PCT	G	PO	A	E	TC	DP	PB	
Outfield	.979	582	962	44	17	1023	13	—	

KUBEL'S DIVISION SERIES RECORD																			
YEAR	OPPONENT	AVG	G	AB	R	H	2B	3B	HR	RBI	SH	SF	HB	BB	SO	SB	CS	E	OBP
2004	New York-AL	.143	2	7	0	1	1	0	0	0	0	0	0	0	2	0	0	0	.143
2009	New York-AL	.071	3	14	0	1	0	0	0	0	0	0	0	0	9	0	0	0	.071
2010	New York-AL	.000	3	8	0	0	0	0	0	0	0	0	0	3	2	0	0	0	.273
Division Series Totals		.069	8	29	0	2	1	0	0	0	0	0	0	3	13	0	0	0	.156

CYCLE PERFORMANCES						
TWINS						
PLAYER	DATE	TEAM	AT-BATS	INN	SCORE	PITCHERS
Rod Carew	5-20-70	at Kansas City	5	9	10-5	Johnson-Fitzmorris
Cesar Tovar	9-19-72	Texas	5	9	5-3	Bosman-Lindblad
Larry Hisle	6-4-76	at Baltimore	5	10	8-6	Alexander-Flanagan
Lyman Bostock	7-24-76	at Chicago-AL	4	9	17-2	Vuckovich-Knapp-Odom
Mike Cubbage	7-27-78	Toronto	4	9	6-3	Clancy-Garvin
Gary Ward	9-18-80	at Milwaukee	4	9	8-9	Caldwell-Cleveland
Kirby Puckett	8-1-86	Oakland	5	9	10-1	Young-Akerfelds
Carlos Gomez	5-7-08	at Chicago-AL	6	9	13-1	Buehrle-Wasserman
Jason Kubel	4-17-09	Los Angeles-AL	5	9	11-9	Moseley-Rodriguez-Bulger
Michael Cuddyer	5-22-09	Milwaukee	5	9	11-3	Parra-DiFelice-Julio
OPPONENTS						
PLAYER	DATE	TEAM	AT-BATS	INN	SCORE	PITCHERS
Fred Patek	7-9-71	Kansas City	5	9	3-6	Perry
Fred Lynn	5-13-80	at Boston	5	9	5-10	Williams-Verhoeven-Marshall
Paul Molitor	5-15-91	Milwaukee	5	9	2-4	Tapani
Travis Hafner	8-14-03	Cleveland	5	9	3-8	Radke-Baldwin
Adrian Beltre	8-24-12	at Texas	4	9	8-0	Deduno-Waldrup





# DARIN MASTROIANNI

**HEIGHT/WEIGHT:** 5-11/190  
**BORN:** 8/26/85 in Mount Kisco, NY  
**RESIDES:** Huntersville, NC

**BATS/THROWS:** R/R  
**OPENING DAY AGE:** 28

**ACQUIRED:** Claimed off waivers from Toronto, 2/2/12  
**M.L. SERVICE:** 1 year, 149 days  
**CONTRACT STATUS:** Signed thru 2014

**NON-ROSTER INVITE**



**PERSONAL:** Darin Paul Mastroianni (pronounced mass-tro-YAH-nee)...2003 graduate of Fox Lane (NY) High School...attended Southern Indiana University from 2006-07 and hit .409 (97-for-237) with 13 doubles, seven triples and two home runs in 66 career games...stole 64 bases in 67 attempts...in 2007, named First-Team All-American, North Central Region Player of the Year, first year All-North Central Region, North Central Regional Outstanding Player, North Central Regional All-Tournament, Great Lakes Valley Conference Player of the Year and First-Team All-GLVC...spent one year at Winthrop (SC) University appearing in only five games in 2005.

## 2013:

- Made Twins Opening Day roster, the first of his career.
- Placed on 15-day disabled list April 16 with a left ankle stress reaction...transferred to the 60-day disabled list May 22...went on rehab assignment with GCL Twins, Single-A Ft. Myers and Triple-A Rochester July 29-August 5...taken off the disabled list August 15 after missing 106 Twins games and had option transferred to Triple-A Rochester.
- Hit safely in 10 of final 11 games for the Red Wings and recalled by Minnesota August 30.

**2012:** Claimed off waivers by the Twins from Toronto February 9...was invited to Twins spring training and optioned March 15...started season with Double-A New Britain and hit just .143 (5-for-35) in nine games before being promoted to Triple-A Rochester April 14...hit safely in 15 of 20 games for Red Wings, including nine multi-hit games...recalled by Twins May 10 when Danny Valencia was optioned...went 2-for-4 with three RBI in second game for Twins, including first major league hit, a two-run single off Carlos Villanueva May 11 vs. Toronto...had first career triple June 8 vs. Chicago-NL...hit first career double June 16 vs. Milwaukee...hit first career home run, a solo shot off Will Ohman, June 27 vs. Chicago-AL...had first career three-hit game and stole three bases July 5 at Detroit...sidelined with a mallet finger on the middle finger of left hand, an injury he suffered sliding into a base September 18 at Cleveland...finished with 21 stolen bases, tying him for second-most among AL rookies in baseball...was successful in 21 of 24 stolen base attempts (87.5%), tying him for sixth best percentage in the AL and third among MLB rookies...stolen base percentage ranked fourth best in club history and highest ever for a rookie.

**2011:** Started season with Triple-A Las Vegas (Toronto)...transferred from Las Vegas to Double-A New Hampshire on several occasions during season...batted .405 (17-for-42) with four doubles, one triple and seven runs scored in 11 games in June...recalled by Toronto August 24 and made the start in center field that same night vs. Kansas City, going 0-for-2 and being optioned back to Las Vegas following the game...batted .268 with 26 doubles, nine triples, three home runs and 34 stolen bases in 123 games between New Hampshire and Las Vegas...stole 200th career base in the minor leagues September 3 vs. Salt Lake City.

**2010:** Spent season with Double-A New Hampshire (Toronto)...selected to Eastern League Mid- and Postseason All-Star teams...was first in Eastern League in stolen bases (46), tied for first in hits (158), and second in runs scored (101), on-base percentage (.390) and walks (77)...led all Blue Jays minor leaguers in runs, hits and stolen bases...batted .319 against left-handed pitching and .295 against right-handers...added to Jays 40-man roster November 19.

**2009:** Started season with Single-A Dunedin (Toronto)...named organizational Star of the Month for April after batting .333 (24-for-72) with 18 runs scored and 16 stolen bases in 19 games...named Florida State League Player of the Week June 8-14, batting .452 with five RBI and 11 runs scored...named to FSL Midseason All-Star team...transferred to Double-A New Hampshire at midseason...named organizational Star of the Month in August, batting .314 with 16 runs scored and 22 stolen bases...finished season with 70 stolen bases at both levels combined.

**2008:** Spent entire season with Single-A Lansing (Toronto)...made full-time switch from second base to the outfield defensively.

**2007:** Made professional debut with Single-A Auburn (Toronto)...named organizational Star of the Month for August, batting .286 with a home run and five RBI.

**PROFESSIONAL:** Toronto's 16th round pick in the 2007 First-Year Player Draft.

## GAME HIGHS

### 2013

**Hits:** 3, 9/3 at HOU  
**HR:** - -  
**RBI:** 3, 9/3 at HOU  
**Grand Slams:** - -  
**Hit-Streak:** 3, 9/1-3  
**SB:** 1, 2x, last 9/1 at TEX

### CAREER

**Hits:** 3, 3x, last 9/3/13 at HOU  
**HR:** 1, 3x, last 8/13/12 vs. DET  
**RBI:** 3, 3x, last 9/3/13 at HOU  
**Grand Slams:** - -  
**Hit-Streak:** 7, 6/27-7/15/12  
**SB:** 3, 7/5/12 at DET



PLAYERS

2014  
 ASG



### MASTROIANNI'S PLAYING RECORD

YEAR	CLUB	AVG	G	AB	R	H	2B	3B	HR	RBI	SH	SF	HB	BB	SO	SB	CS	E	OBP
2007	Auburn	.287	68	230	50	66	11	4	3	26	0	3	5	36	42	20	10	11	.391
2008	Lansing	.228	95	325	51	74	10	4	3	25	8	1	4	31	77	30	1	4	.302
2009	Dunedin	.325	61	231	55	75	11	2	0	26	2	0	4	37	38	32	7	5	.426
	New Hampshire	.271	70	247	39	67	10	2	1	25	4	1	1	39	45	38	8	0	.372
2010	New Hampshire	.301	132	525	101	158	25	7	4	46	7	5	3	77	96	46	10	3	.390
2011	New Hampshire	.254	44	169	29	43	8	3	1	13	2	3	2	22	24	14	3	2	.342
	Las Vegas	.276	79	319	63	88	18	6	2	23	4	0	1	40	54	20	7	2	.358
	<b>TORONTO</b>	<b>.000</b>	<b>1</b>	<b>2</b>	<b>0</b>	<b>0</b>	<b>0</b>	<b>0</b>	<b>0</b>	<b>0</b>	<b>1</b>	<b>0</b>	<b>0</b>	<b>0</b>	<b>1</b>	<b>0</b>	<b>0</b>	<b>0</b>	<b>.000</b>
2012	New Britain	.143	9	35	6	5	1	0	0	0	1	0	0	4	11	4	1	0	.231
	Rochester	.346	20	78	10	27	2	2	0	11	1	0	1	5	14	10	1	0	.393
	<b>MINNESOTA</b>	<b>.252</b>	<b>77</b>	<b>163</b>	<b>22</b>	<b>41</b>	<b>3</b>	<b>2</b>	<b>3</b>	<b>17</b>	<b>3</b>	<b>1</b>	<b>1</b>	<b>18</b>	<b>45</b>	<b>21</b>	<b>3</b>	<b>3</b>	<b>.328</b>
2013	GCL Twins	.143	3	7	1	1	0	0	0	2	0	1	1	2	1	2	0	1	.364
	Ft. Myers	.400	3	10	4	4	2	0	0	0	0	0	0	2	1	2	0	0	.500
	Rochester	.240	15	50	9	12	1	0	0	5	0	0	3	10	11	4	0	3	.397
	<b>MINNESOTA</b>	<b>.185</b>	<b>30</b>	<b>65</b>	<b>5</b>	<b>12</b>	<b>2</b>	<b>0</b>	<b>0</b>	<b>5</b>	<b>3</b>	<b>1</b>	<b>1</b>	<b>3</b>	<b>23</b>	<b>2</b>	<b>1</b>	<b>0</b>	<b>.229</b>
Minor League Totals		.279	599	2226	418	620	99	30	14	202	29	14	25	305	414	222	48	31	.370
Major League Totals		.230	108	230	27	53	5	2	3	22	7	2	2	21	69	23	4	3	.298

### MASTROIANNI'S CAREER FIELDING RECORD

POSITION	PCT	G	PO	A	E	TC	DP	PB
Outfield	.980	90	142	3	3	148	0	—
Second Base	—	2	0	0	0	0	0	—
Totals	.980	92	142	3	3	148	0	—

### MAJOR LEAGUE ALL-TIME LEADERS

#### MAJOR LEAGUE BASEBALL HITTING RANKS SINCE THE MINNESOTA TWINS 1961 INCEPTION

##### AVERAGE

1. Colorado Rockies ..... 276
2. Boston Red Sox ..... 269
3. **Minnesota Twins**..... **265**
4. Kansas City Royals ..... 265
5. New York Yankees ..... 264

##### RUNS

1. Boston Red Sox.....40,814
2. New York Yankees.....40,101
3. Detroit Tigers.....38,558
4. **Minnesota Twins**.....**38,081**
5. Texas Rangers.....37,991

##### ON-BASE PERCENTAGE

1. Colorado Rockies..... .342
2. Boston Red Sox ..... .340
3. New York Yankees..... .336
4. **Minnesota Twins**..... **.330**
5. St. Louis Cardinals..... .329

##### HITS

1. Boston Red Sox .....78,379
2. **Minnesota Twins**.....**76,878**
3. New York Yankees .....76,515
4. St. Louis Cardinals .....76,314
5. Cleveland Indians.....75,508

##### DOUBLES

1. Boston Red Sox.....15,401
2. Cincinnati Reds.....13,838
3. **Minnesota Twins**.....**13,780**
4. Pittsburgh Pirates .....13,539
5. St. Louis Cardinals.....13,498

##### TRIPLES

1. Pittsburgh Pirates.....2,255
2. St. Louis Cardinals.....2,130
3. Philadelphia Phillies.....2,087
4. **Minnesota Twins**.....**1,988**
5. Detroit Tigers.....1,956





# JOE MAUER

**HEIGHT/WEIGHT:** 6-5/231  
**BORN:** 4/19/83 in St. Paul, MN  
**RESIDES:** Ft. Myers, FL

**ACQUIRED:** 1st round (first overall), 2001 First-Year Player Draft  
**M.L. SERVICE:** 10 years  
**CONTRACT STATUS:** Signed thru 2018

**BATS/THROWS:** L/R  
**OPENING DAY AGE:** 30



**PERSONAL:** Joseph Patrick Mauer...wife, Maddie (Bisanz)...twin daughters, Maren Virginia and Emily Teresa (7/24/13)...2001 graduate of Cretin-Derham Hall (MN) High School where he played baseball, basketball and football...led football team to two straight appearances in the Minnesota Class 5A championship game, winning the state title in 2000...named Gatorade's National Player of the Year, Parade and USA Today Player of the Year, and Reebok/ESPN High School All-American in football...signed letter of intent to play football at Florida State University...was All-State in basketball in junior and senior seasons...tied a national high school baseball record by homering in seven consecutive games...was District V Player of the Year and Gatorade Player of the Year in 2001...was member of Team USA Junior National Team 1998-2000...voted best hitter at the World Tournament in Panama in 2000...became seventh Minnesotan to be selected in first round and first to be selected first overall...donates time and effort in support of Twins Rookie League and R.B.I. programs...is active member of Minnesota Action Team, an expanding national youth volunteer initiative run by the Major League Baseball Players Trust and Volunteers of America...donates time and money in support of renovating and building baseball fields in St. Paul and surrounding areas.

## 2013:

- Played in the World Baseball Classic with Team USA, hitting .429 (9-for-21) with two doubles, one triple, two RBI and four runs scored in six games.
- Started ninth Opening Day as catcher April 1 vs. Detroit, going 3-for-4 with a double and a walk.
- Recorded 1,276th career hit April 7 at Baltimore, tying him with Gary Gaetti for sixth on the Twins all-time list...passed Gaetti with his 1,277th April 8 at Kansas City, moving into sole possession of sixth place.
- Recorded 252nd career double April 15 vs. Los Angeles, tying him with Gary Gaetti for seventh on Twins all-time list...passed Gaetti with his 253rd May 5 at Cleveland, moving into sole possession of seventh place.
- Recorded 20th career four-hit game April 15 vs. Los Angeles-AL, recording three RBI...had 21st career four-hit game the next night April 16 vs. Los Angeles-AL, also had three RBI...it was the second time in his career recording consecutive four-hit games, last being June 26-27, 2006 vs. Los Angeles-NL.
- Went 0-for-21 from April 23-30, the longest hitless stretch of his career.
- Hit safely in 15 straight games April 30-May 18, the second longest streak of his career; batted .443 (27-for-61) during the streak with 12 doubles.
- Recorded 259th and 260th doubles of career May 10 vs. Baltimore, tying and passing Torii Hunter and moving into sole possession of sixth place on the Twins all-time list.
- Scored three runs May 11 vs. Baltimore, the 646th, 647th and 648th runs of his career, the first tied Gary Gaetti and Cesar Tovar for ninth on the Twins all-time list, the second run passed them and placed him ninth, the third run tied him with Bob Allison for eighth on the Twins all-time list...passed Allison with 649th May 13 vs. Chicago-AL and moved into sole possession of eighth place.
- Was intentionally walked May 13 vs. Chicago-AL, the 99th of his career, tying Rod Carew for fifth most in Twins history...drew 100th May 21 at Atlanta.
- Hit .371 (39-for-105) in May, the third highest average in the AL, his 12 doubles ranked fourth and his .455 on-base percentage for the month was tied with Miguel Cabrera for first.
- Hit 100th career home run June 8 at Washington, a solo shot off Gio Gonzalez.
- Scored 672nd career run June 23 at Cleveland, tying him with Torii Hunter for seventh on the Twins all-time list...passed Hunter with his 673rd June 25 at Miami.
- Drew 599th and 600th career walks July 8 at Tampa Bay.
- Named starting catcher on the American League All-Star team, his sixth appearance and fourth start, compiling 5,443,856 votes...he batted eighth and went 1-for-2, singling off Cliff Lee.
- Placed on Paternity List July 24-29 and traveled back to Minnesota for the birth of his twin daughters Maren Virginia and Emily Teresa, who were born two minutes apart, beginning at 3:05 a.m. July 24.
- Hit .360 (27-for-75) in 20 July games, the seventh best average in the AL; posted a .437 on-base percentage in the month, third best in the AL.
- Tied career-high with five hits August 14 vs. Cleveland, marking his fifth career five-hit game, first since 2010.
- Placed on 7-day disabled list August 20 with concussion-like symptoms, after suffering multiple foul balls to the mask August 19 vs. New York-NL; missed the Twins final 39 games.

## GAME HIGHS

### 2013

**Hits:** 5, 8/14 vs. CLE  
**HR:** 1, 11x, last 8/16 vs. CWS  
**RBI:** 4, 8/14 vs. CLE  
**Grand Slams:** - -  
**Hit-Streak:** 15, 4/30-5/18  
**SB:** - -

### CAREER

**Hits:** 5, 6x, last 8/14/13 vs. CLE  
**HR:** 2, 4x, last 8/18/09 at TEX  
**RBI:** 7, 7/26/10 at KC  
**Grand Slams:** 3, last 9/1/12 at KC  
**Hit-Streak:** 16, 8/4-24/08  
**SB:** 2, 7/19/05 vs. BAL



PLAYERS

2014  
 ASG



- Set a single season career-high with 89 strikeouts.
- Threw out 43% of baserunners attempting to steal, the second best percentage of career and highest since 2007.
- Ranked third in baseball in batting average (.324) with a minimum of 400 at-bats; his .404 on-base percentage ranked sixth in baseball.
- Hit .291 (78-for-268) with two strikes, the highest in baseball and fourth highest in Twins history.
- Was Twins finalist for the Roberto Clemente Award, given by Major League Baseball and Chevrolet for community service excellence.
- Won fifth Louisville Slugger Silver Slugger Award, one of seven Twins to ever win the award.
- Given the Calvin R. Griffith Award for Most Valuable Twin voted on by the Twin Cities Chapter of Baseball Writers Association of America, his third time winning the award.
- Ranked by *Baseball America* in their 2013 annual tools survey as the third-best hitter in the AL (Miguel Cabrera and Mike Trout), second best strike zone judgement (Cabrera), and third best defensive catcher (Salvador Perez and Matt Wieters).
- On November 11, it was announced that he will move from catcher to first baseman starting in 2014 due to inherent risks of future injury.

#### MAJOR LEAGUE HITTING LEADERS

##### ON-BASE PERCENTAGE SINCE 2012

1. Joey Votto.....	.450
2. Miguel Cabrera.....	.417
3. Mike Trout.....	.416
4. <b>Joe Mauer .....</b>	<b>.410</b>
5. Andrew McCutchen.....	.402

**2012:** Was Twins Opening Day catcher for eighth time in career, going 0-for-2 with two walks April 6 at Baltimore...hit second career home run at Target Field April 12 vs. Los Angeles-AL in his 468th career plate appearance at Target Field...batted .325 (26-for-80) with 13 RBI, 12 walks and a .419 on-base percentage in 21 April games...reached base via hit or walk in 19 of those games...tied career-high with three walks May 11 vs. Toronto...tied it again two days later May 13 vs. Toronto...also had three walks May 30 vs. Oakland and July 7 at Texas...had 19th career game with four-plus hits May 20 at Milwaukee, his first since August 18, 2010 vs. Chicago-AL...recorded 1,164th and 1,165th career hits June 17 vs. Milwaukee, tying and passing Cesar Tovar (1,164), moving into ninth place on the Twins all-time hit list...hit 232nd career double June 24 at Cincinnati, tying Harmon Killebrew for ninth on the Twins all-time list...passed Killebrew and moved into sole possession of ninth with his 233rd career double June 29 vs. Kansas City...batted .397 (29-for-73) with nine multi-hit games and .438 on-base percentage in 20 June games; .397 average was third highest in baseball...had season-high 12-game hitting streak June 17-July 3, batting .449 (22-for-49) in that span...selected as reserve on American League All-Star team, marking his fifth selection...finished second in voting among AL catchers (2,922,422) behind the Rangers Mike Napoli (4,317,718)...played 2.0 innings at first base and went 1-for-1 with a single...led American League in on-base percentage (.416) at All-Star break and ranked sixth in batting average (.326)...recorded 1,197th and 1,198th career hits July 17 vs. Baltimore, tying and passing Chuck Knoblauch (1,197), moving into sole possession of eighth place on Twins all-time list...that game also marked his 1,000th major league game...drew 513th career walk July 20 at Kansas City, tying Chuck Knoblauch for sixth on Twins all-time list...passed Knoblauch with 514th career walk July 22 at Kansas City, moving into sole possession of sixth place...hit go-ahead three-run homer with two outs in bottom of ninth inning August 4 at Boston off Alfredo Aceves, giving Twins the eventual 6-4 victory...hit 239th career double August 6 at Cleveland, tying him with Michael Cuddyer for eighth on Twins all-time doubles list...passed Cuddyer and moved into sole possession of eighth place with his 240th double August 10 vs. Tampa Bay...recorded 1,218th career hit August 10 vs. Tampa Bay, tying him with Torii Hunter for seventh on Twins all-time hits list...passed Hunter and moved into sole possession of seventh place with 1,219th hit August 12 vs. Tampa Bay...caught 831st career game August 24 at Texas, tying him with Earl Battey for most games caught in Twins history...passed Battey with his 832nd game and moved into sole possession of first place August 27 vs. Seattle...recorded his 549th career walk September 28 vs. Detroit, tying him with Roy Smalley for fifth place on the Twins all time walks list...passed Smalley and moved into sole possession of fifth place with his 550th September 29 vs. Detroit...batted .388 (31-for-80) in 22 September games, ranking first in AL and third in baseball; .485 on-base percentage ranked first in AL and second in baseball...hit .474 (9-for-19) with runners in scoring position in that time, second best in AL and third best in baseball...tied single season career-high drawing 84th walk September 28 vs. Detroit; set single season career-high drawing 85th walk September 29 vs. Detroit...tied single-season career-high playing in 146th game October 2 at Toronto; set single-season career high playing in 147th game October 3 at Toronto...played 74 games at catcher (72 starts), 30 games at first base and 42 as designated hitter...finished first in baseball with .416 on-base percentage and tied for third in AL in times on base (266); reached base four-plus times in 11 games...ranked first in baseball in three-hit games (23) and fourth among American Leaguers in batting average (.319) and walks (90)...ranked third in AL and fifth in baseball in batting average with runners in scoring position (.372)...was only player in baseball with 30-plus doubles, 80-plus RBI, 80-plus runs, 90-plus walks, .300-plus batting average and .400-plus on-base percentage...was one of two players in baseball with 90-plus walks (90) and less than 90 strikeouts (88), the other being Joey Votto (94 walks, 85 strikeouts)...rated best strike zone judgement and second best defensive catcher in American League by *Baseball America's* annual best tools survey...finalist (Twins representative) for the Hank Aaron Award, recognizing the most outstanding offensive performer in each league...named to 2013 USA roster for World Baseball Classic.

**2011:** Was Twins Opening Day catcher for seventh time in career, marking the most ever by a Twins catcher, passing Butch Wynegar, who started six (1976-80, 82)...played in nine games before being placed on the 15-day disabled list with bilateral leg weakness April 14...played seven games on rehab assignment with Single-A Ft. Myers, batting .261 (6-for-23)...transferred to 60-day disabled list June 3; reinstated June 17...batted just .217 (13-for-60) in first 18 games off disabled list June 17-July 6, but batted .317 (64-for-202) in final 55 games July 7-end of the season...played first career game at first base, going 3-for-5 with two RBI July 7 vs. Chicago-AL...played 18 games at first base, batting .424 (28-for-66) and fielding .994 (1 error in 170 total chances) at that position...tied career-high with three walks July 15 vs. Kansas City and September 14 at Kansas City, his final game of the season...recorded 448th career walk, tying him with Tony Oliva for eighth on Twins all-time list July 23 vs. Detroit...passed Oliva and moved into sole possession of eighth place with 449th career walk July 27 at Texas...hit first home run of season July 27 at Texas, his first since September 15, 2010, a span of 203 plate appearances...recorded 450th career walk July 28 at Texas, tying him with Kirby Puckett for seventh place on Twins all-time list...passed Puckett and moved into sole possession of seventh place with 451st career walk July 29 at Oakland...recorded 210th career double, tying Chuck Knoblauch for 10th on Twins all-time list, August 8 vs. Boston...moved into sole possession of 10th on the list with 211th career double August 10 vs. Boston...made first major league start in right field August 18 vs. New York-AL...caught 759th career game August 4 at Los Angeles-AL, tying Butch Wynegar for second on the Twins all-time list for most games caught...caught 760th career game, surpassing Wynegar, August 5 vs. Chicago-AL, and moving into sole possession of second place...recorded 85th career intentional walk, tying Kirby Puckett for fifth on the Twins all-time list, July 29 at Oakland...moved into sole possession of fifth place on the list with 86th career intentional walk September 7 vs. Chicago-AL...reached safely via hit or walk 12 times in final 25 plate appearances September 7-14, posting a .520 on-base percentage in that span...placed on 15-day disabled list with pneumonia, ending his season September

#### SILVER SLUGGER HISTORY

##### MOST WON BY CATCHERS

Mike Piazza.....	10
Ivan Rodriguez.....	7
Lance Parrish.....	6
<b>Joe Mauer .....</b>	<b>5</b>
Gary Carter.....	5
Brian McCann.....	5
Jorge Posada.....	5



22...named second best defensive catcher in the American League by *Baseball America* behind Baltimore's Matt Wieters.

**2010:** Was Twins Opening Day catcher for sixth time...hit first double at Target Field by a Twins player (second inning off Jon Lester) April 12 vs. Boston...had third career five-hit game April 24 at Kansas City...caught 657th career game, tying Tim Lincecum for third place for most games caught by a Twin June 16 vs. Colorado...passed Laudner on June 18 at Philadelphia, catching 658th career game...voted American League's starting catcher in 2010 All-Star Game for third time in career (4th career All-Star appearance); went 0-for-2 in the game with fly out and reaching on an error...amassed 5,372,606 votes, marking third most votes all-time, trailing only Ken Griffey Jr. (6,079,688) in 1994 and Albert Pujols (5,397,374) in 2009...became first catcher to be MLB's overall top vote-getter since Ivan Rodriguez of Texas in 2000...joined Rod Carew (1975, 1977-78) as only other Twin to lead baseball in votes...had fourth career five-hit game and career-high seven RBI July 26 vs. Kansas City in Twins 19-1 victory...collected six consecutive hits July 26-27 at Kansas City...tied Cesar Tovar for 11th on club's all-time doubles list with his 193rd July 31 vs. Seattle...passed Tovar August 5 and moved into sole possession of 11th place with 194th career double August 5 at Tampa Bay...played in 800th career game August 13 vs. Oakland...hit first home run at Target Field (off Gavin Floyd), snapping a string of 209 consecutive plate appearances without a home run at Target Field August 18 vs. Chicago-AL...collected Twins only hit, breaking up a no-hitter with one out in the ninth inning off Neftali Feliz August 23 at Texas, marking second time in career in which he broke up a no-hitter in ninth (May 6, 2008 at Chicago-AL, Gavin Floyd)...named Pepsi's clutch performer for month of August after batting .380 (35-for-92) with seven doubles, two home runs, 16 RBI and 17 runs scored in 26 games...also posted .522 slugging percentage, .482 on-base percentage and recorded a hit in 19 of 26 games played (8 multi-hit games)...scored 500th career run September 7 vs. Kansas City...became 15th Twins player in club history with 500-plus runs...tied Bob Allison for 12th on club's all-time hits list with 999th career hit September 12 at Cleveland...recorded 1,000th career hit, a first-inning single off John Danks September 14 at Chicago-AL...the hit also passed Bob Allison on Twins all-time hits list, moving him into sole possession of 12th place...hit 200th career double, becoming one of 11 Twins in club history with 200-plus doubles September 16 at Chicago-AL...missed nine games in September with jammed left knee, suffered while running the bases September 19 vs. Oakland...hit 43rd double, placing him second on baseball's all-time list for doubles by a catcher in one season (Ivan Rodriguez, 47 in 1996) October 3 vs. Toronto...passed Brian Harper's 1990 total of 42, moving into first on Twins all-time single-season doubles list for a catcher...recorded five games with four-or-more hits, third-most in baseball...recorded 40 multi-hit games and 20 three-hit games...batted .389 against AL Central opponents...batted .516 against the Royals and .451 against the White Sox...was one of just four players in baseball with 40-plus doubles and a .320-plus batting average (Carlos Beltr , New York-NL; Miguel Cabrera, Detroit; and Josh Hamilton, Texas)...became just fourth Twin to post those numbers -- Paul Molitor in 1996, Tony Oliva in 1964 and 65, and Kirby Puckett in 1988 and 89...awarded third consecutive Rawlings Gold Glove...won fourth Louisville Slugger Silver Slugger Award (3rd consecutive)...finished eighth in American League MVP voting with 97 points, including two third-place votes...named to *Baseball America's* major league All-Star team...ranked by *Baseball America* as the American League's best defensive catcher, second best overall hitter (Detroit's Miguel Cabrera) and second best strike zone judgement (Boston's Kevin Youkilis)...was given the Dick Siebert Award for Upper Midwest Player of the Year and the Calvin R. Griffith Award for Most Valuable Twin by the Twin Cities Chapter of Baseball Writers Association of America.

#### MAJOR LEAGUE HITTING LEADERS

##### CAREER BATTING AVERAGE SINCE 1950

1. Tony Gwynn	.338
2. Ted Williams	.335
3. Wade Boggs	.328
4. Rod Carew	.328
5. Joe Mauer	.323
6. Stan Musial	.321
7. Albert Pujols	.321
8. Miguel Cabrera	.321
9. Ichiro Suzuki	.319
10. Kirby Puckett	.318

**2009:** Missed all of April on the 15-day disabled list due to inflammation of the right sacroiliac joint (April 2-30)...homered in first at-bat of season May 1 vs. Kansas City...hit safely in 14 straight games May 7-21, batting .418 (23-for-55) with seven multi-hit games, seven home runs, 14 runs scored, and 21 RBI...had second career grand slam and season-high six RBI May 21 at Chicago-AL...earned American League Player of the Week honors May 18-24...finished May with 11 home runs and 32 RBI, the first time in Twins history a player has reached 11 home runs and 30 RBI in same month...only other player in franchise history to accomplish the feat was Harmon Killebrew, who hit 13 home runs and drove in 37 runs in August 1960 with the Washington Senators...his 32 RBI set a Twins record for the month of May...earned American League Player of the Month honors for May after batting .414 (41-for-99) with seven doubles, one triple, 11 home runs, 19 walks, 32 RBI, 27 runs scored and recording an on-base percentage of .500 and a slugging percentage of .838...finished June batting .353 (36-for-102) with three home runs, 11 RBI and 16 runs scored with 10 multi-hit games...hit career-high 14th home run June 20 vs. Houston...finished first-half batting .373 (90-for-241) with 15 home runs, 49 RBI and 49 runs scored in just 64 games...his .373 first-half average was sixth

highest in Twins pre-All-Star break history...selected to third All-Star game and voted by the fans as the starting catcher for the second straight season...went 1-for-3 in the All-Star game with a run scored and a game-tying RBI-double in the fifth inning...for the month of August, led the AL in batting average (.391) and intentional walks (4), ranked second in hits (45), third in on-base percentage (.449), tied for fourth in runs (21), tied for fifth in home runs (8), fifth in slugging percentage (.652) and sixth in RBI (23)...had third four-hit game of season August 7 at Detroit...hit seven home runs in an 11-game span, with 17 RBI and .553 batting average August 7-18...hit safely in 24 of 28 games in August...hit safely in 110 of 138 games overall (80%)...won third American League batting title, becoming one of just 10 players in major league history to win three-or-more batting titles, and the first to win back-to-back batting titles since Nomar Garciaparra of Boston in 1999 and 2000...finished ninth in the American League in multi-hit games (55) and first in three-hit games (23)...led American League with .365 batting average, .444 on-base percentage, and .587 slugging percentage...only 12 players have ever led the American League in all three, with the last being Kansas City's George Brett in 1980...of the 12 AL players to do it, 10 are in the Baseball Hall of Fame (Ted Williams, 5 times; Ty Cobb, 3; Napoleon Lajoie, 2; and George Stone, Tris Speaker, Babe Ruth, Lou Gehrig, Jimmie Foxx, Frank Robinson, Carl Yastrzemski, Fred Lynn and George Brett)...no catcher in either league had ever led in all three categories at the end of a season before Mauer...named *Baseball America's* Player of the Year and MLB Players Choice Award's American League Most Outstanding Player...was given the Calvin R. Griffith Award for Most Valuable Twin and the Dick Siebert Award for Upper Midwest Player of the Year by the Twin Cities Baseball Writers Association...was given his second Rawlings Gold Glove Award...won Louisville Slugger Silver Slugger Award...was named the American League's Most Valuable Player, becoming the fifth player in club history to win the award (Zoilo Versalles, 1965; Harmon Killebrew, 1969; Rod Carew, 1977; and Justin Morneau, 2006)...became the first catcher to win the AL MVP since Texas Ivan Rodriguez in 1999.

**2008:** Finished first-half third in AL in batting (.322) behind Ian Kinsler (.337) of Texas and Justin Morneau (.323)...became first Twins catcher to start an All-Star Game July 15 at New York-AL, going 1-for-1 with a walk...had career-high 16-game hit-streak from August 4-24, batting .349 (22-for-63) with one home run, 10 RBI, and 13 runs scored...had second career five-hit game and season-high four RBI August 29 at Oakland...his .362 batting average with runners in scoring position ranked seventh in American League...was one of just four catchers to log 1,200-plus innings behind the plate, and ranked second in league by throwing out 36% of potential base stealers...finished season four points ahead of Dustin Pedroia (Boston) to win his second batting title in three years (2006)...it was 13th American League batting title by a Minnesota Twin in 48-year existence of team as he joined Tony Oliva and Rod Carew as only Twins who have won multiple titles...joined Buddy Myer (Washington, 1935) and Joe Cronin (Washington, 1931) as only players in franchise history to hit over .300, score over 95 runs, record 30-plus doubles, drive in 80-plus runs, and walk 80-plus times in a single season...was given the Dick Siebert Award for Upper Midwest Player of the Year and the Carl



R. Pohl Community Service Award by Twin Cities Baseball Writers Association...won first Rawlings Gold Glove Award, becoming second Twins catcher to win the award (Earl Battey in 1961 and 62)...became first American League player to win batting title and Gold Glove in same season since Ichiro Suzuki (Seattle) in 2004...won Louisville Slugger Silver Slugger Award.

**2007:** Disabled with strained left quadriceps May 6-June 8...began rehab assignment at Single-A Ft. Myers June 6...hit first career grand slam June 29 at Detroit...recorded Twins first inside-the-park home run since Torii Hunter (July 26, 2001) July 21 vs. Los Angeles-AL...had season-high 10-game hit-streak, going 15-for-40 (.375) July 14-24...threw out 19 of 40 (48%) runners attempting to steal to up career totals to 58 of 127 (46%).

#### MAJOR LEAGUE HITTING LEADERS

##### HITS BY LEFT-HANDED HITTERS SINCE 2006

1. Ichiro Suzuki.....	1,612
2. Robinson Cano.....	1,494
3. Adrian Gonzalez.....	1,428
4. Nick Markakis.....	1,370
5. Prince Fielder.....	1,335
6. <b>Joe Mauer.....</b>	<b>1,237</b>
7. Juan Pierre.....	1,177
8. Raul Ibanez.....	1,157
9. Andre Ethier.....	1,153
10. Chase Utley.....	1,149

**2006:** Named American League Player of the Week June 5-11...had first career five-hit game June 27 vs. Los Angeles-NL...named AL Player of the Month for July...selected to first career All-Star team July 11 at Pittsburgh...was intentionally walked 21 times, second highest single season total by a Twin (Killebrew, 23 in 1970)...finished season hitting .347 and won the AL batting title...became first AL catcher to win batting title and at 23, the youngest batting champ since Alex Rodriguez (21) in 1996...the last catcher to win batting title was Ernie Lombardi in 1942 with the Boston Braves...won Dick Siebert Award as Upper Midwest Player of the Year...won Louisville Slugger Silver Award.

**2005:** Threw out 17 of 48 (35%) runners attempting to steal to up career totals to 22 of 64 (34%)...led club in batting (.294) and walks (61), tied for lead in intentional walks, second in hits (144) and multi-hit games (41), tied for second in stolen bases (13), and third in doubles (26).

**2004:** Made major league debut and singled off Rafael Betancourt for first big league hit April 5 vs. Cleveland...disabled with medial meniscus tear in left knee April 7-June 2...had surgery to remove meniscus in left knee April 8...began rehab assignment at Ft. Myers May 26 and continued rehab at

Rochester...hit first major league homer off Esteban Yan June 6 vs. Detroit...had first career two-homer game June 30 vs. Chicago-AL...had first career four-hit game July 7 vs. Kansas City...disabled for remainder of season with sore left knee July 19...won Bill Boni Award as Twins Outstanding Rookie...ranked top prospect in the Twins organization by *Baseball America* entering the 2005 season.

**2003:** Began season at Single-A Ft. Myers...named Twins minor league Player of the Week May 24-30...played in Florida State League All-Star Game...promoted to New Britain June 16...played for United States team in Futures Game...named Twins minor league Player of the Month for July...named *Topps'* Eastern League Player of the Month for July...led both Florida State League and Eastern League in throwing out runners attempting to steal...led Twins minor leaguers in hits (172), second in RBI (85) and fourth in walks (49)...was fifth among all minor leaguers in hits and was 11th in batting (.338)...led all minor league catchers in batting...selected to Florida State League postseason All-Star team...rated best hitting prospect and best defensive catcher in Florida State League by *Baseball America*...named to *Baseball America's* minor league All-Star team and All-Defensive team...rated best prospect in Eastern League and Florida State League...named Teenager of the Year by Sportsticker...named minor league Player of the Year by *Baseball America* and Sportsticker...won Sherry Robertson Award as Twins minor league Player of the Year...played for Team USA in Olympic Qualifying Tournament in Panama...ranked top prospect in the Twins organization by *Baseball America* entering the 2004 season.

**2002:** Selected to Midwest League All-Star team June 18 at Lansing...disabled for remainder of season after surgery to repair hernia August 30...led club in walks (61), was second in batting (.302), hits (124) and RBI (62), tied for second in doubles (23), and fourth in at-bats (411) and runs (58)...named to Sportsticker's Midwest League All-Teen team and Midwest League Postseason All-Star team...named to *Topps* Single-A All-Star Team...rated top minor league catching prospect, second best arm strength, third best receiving skills and best defensive catcher in Midwest League by *Baseball America*...selected to Low Single-A All-Star team by *Baseball America*...ranked top prospect in the Twins organization by *Baseball America* entering the 2003 season.

**2001:** Named Twins minor league Player of the Week, going 14-for-29 (.483) August 26-September 1...named Twins minor league Player of the Month for August, going 44-for-107 (.411)...rated as top prospect in Appalachian League and top minor league catching prospect by *Baseball America*.

**PROFESSIONAL:** Selected first overall by the Twins in the 2001 First-Year Player Draft; signed by scout Mark Wilson.

#### MAUER'S PLAYING RECORD

YEAR	CLUB	AVG	G	AB	R	H	2B	3B	HR	RBI	SH	SF	HB	BB	SO	SB	CS	E	OBP
2001	Elizabethton	.400	32	110	14	44	6	2	0	14	0	0	1	19	10	4	0	4	.492
2002	Quad Cities	.302	110	411	58	124	23	1	4	62	0	2	2	61	42	0	0	6	.393
2003	Ft. Myers	.335	62	233	25	78	13	1	1	44	0	3	1	24	24	3	0	0	.395
	New Britain	.341	73	276	48	94	17	1	4	41	0	4	5	25	25	0	0	3	.400
2004	Rochester	.316	5	19	1	6	3	0	0	2	0	1	0	1	4	0	0	0	.333
	Ft. Myers	.667	2	6	0	4	0	0	0	2	0	0	0	2	2	0	0	0	.750
	MINNESOTA	.308	35	107	18	33	8	1	6	17	0	3	1	11	14	1	0	2	.369
2005	MINNESOTA	.294	131	489	61	144	26	2	9	55	0	3	1	61	64	13	1	5	.372
2006	MINNESOTA	.347	140	521	86	181	36	4	13	84	0	7	1	79	54	8	3	4	.429
2007	Ft. Myers	.000	1	3	0	0	0	0	0	0	0	0	0	1	0	0	0	0	.250
	MINNESOTA	.293	109	406	62	119	27	3	7	60	2	3	3	57	51	7	1	1	.382
2008	MINNESOTA	.328	146	536	98	176	31	4	9	85	1	11	1	84	50	1	1	3	.413
2009	Ft. Myers	.400	5	15	2	6	2	0	0	4	0	1	0	2	1	0	0	0	.444
	MINNESOTA	.365	138	523	94	191	30	1	28	96	0	5	2	76	63	4	1	3	.444
2010	MINNESOTA	.327	137	510	88	167	43	1	9	75	0	6	3	65	53	1	4	3	.402
2011	Ft. Myers	.261	7	23	3	6	2	0	1	6	0	0	1	3	1	0	0	0	.370
	MINNESOTA	.287	82	296	38	85	15	0	3	30	0	2	3	32	38	0	0	5	.360
2012	MINNESOTA	.319	147	545	81	174	31	4	10	85	1	3	2	90	88	8	4	5	.416
2013	MINNESOTA	.324	113	445	62	144	35	0	11	47	0	2	0	61	89	0	1	3	.404
	Minor League Totals	.330	297	1096	151	362	66	5	10	175	0	11	10	138	109	7	0	13	.406
	Major League Totals	.323	1178	4378	688	1414	282	20	105	634	4	45	17	616	564	43	16	34	.405



### MAUER'S CAREER FIELDING RECORD

POSITION	PCT	G	PO	A	E	TC	DP	PB
Catcher	.995	920	5831	323	30	6184	39	40
First Base	.993	56	501	31	4	536	46	—
Outfield	1.000	1	3	0	0	3	0	—
<b>Totals</b>	<b>.995</b>	<b>977</b>	<b>6335</b>	<b>354</b>	<b>34</b>	<b>6723</b>	<b>85</b>	<b>40</b>

### MAUER'S DIVISION SERIES RECORD

YEAR	OPPONENT	AVG	G	AB	R	H	2B	3B	HR	RBI	SH	SF	HB	BB	SO	SB	CS	E	OBP
2006	Oakland	.182	3	11	0	2	0	0	0	0	0	0	0	1	0	0	0	0	.250
2009	New York-AL	.417	3	12	1	5	1	0	0	1	0	0	0	2	4	0	0	0	.500
2010	New York-AL	.250	3	12	0	3	0	0	0	0	0	0	0	1	3	0	0	1	.250
<b>Division Series Totals</b>		<b>.286</b>	<b>9</b>	<b>35</b>	<b>1</b>	<b>10</b>	<b>1</b>	<b>0</b>	<b>0</b>	<b>1</b>	<b>0</b>	<b>0</b>	<b>0</b>	<b>4</b>	<b>7</b>	<b>0</b>	<b>0</b>	<b>1</b>	<b>.359</b>

### MAUER'S ALL-STAR GAME RECORD

YEAR	HOST	AVG	G	AB	R	H	2B	3B	HR	RBI	SH	SF	HB	BB	SO	SB	CS	E	OBP
2006	Pittsburgh	.000	1	2	0	0	0	0	0	0	0	0	0	0	1	0	0	0	.000
2008	New York-AL	1.000	1	1	0	1	0	0	0	0	0	0	0	1	0	0	0	0	1.000
2009	St. Louis	.333	1	3	1	1	1	0	0	1	0	0	0	0	0	0	0	0	.333
2010	Los Angeles-AL	.000	1	2	0	0	0	0	0	0	0	0	0	0	0	0	0	0	.000
2012	Kansas City	1.000	1	1	0	1	0	0	0	0	0	0	0	0	0	0	0	0	1.000
2013	New York-NL	.500	1	2	0	1	0	0	0	0	0	0	0	0	0	0	0	0	.500
<b>All-Star Game Totals</b>		<b>.364</b>	<b>6</b>	<b>11</b>	<b>1</b>	<b>4</b>	<b>1</b>	<b>0</b>	<b>0</b>	<b>1</b>	<b>0</b>	<b>0</b>	<b>0</b>	<b>1</b>	<b>1</b>	<b>0</b>	<b>0</b>	<b>0</b>	<b>.417</b>

### MAUER'S WORLD BASEBALL CLASSIC RECORD

YEAR	CLUB	AVG	G	AB	R	H	2B	3B	HR	RBI	SH	SF	HB	BB	SO	SB	CS	E	OBP
2013	USA	.429	6	21	4	9	2	1	0	2	0	0	0	5	4	0	0	0	.538

### TWINS ALL-TIME HITTING LEADERS

#### HITS

1.	Kirby Puckett	2,304
2.	Rod Carew	2,085
3.	Tony Oliva	1,917
4.	Kent Hrbek	1,749
5.	Harmon Killebrew	1,713
6.	<b>Joe Mauer</b>	<b>1,414</b>
7.	Justin Morneau	1,318
8.	Gary Gaetti	1,276
9.	Torii Hunter	1,218
10.	Chuck Knoblauch	1,197

#### DOUBLES

1.	Kirby Puckett	414
2.	Tony Oliva	329
3.	Kent Hrbek	312
4.	Rod Carew	305
5.	Justin Morneau	289
6.	<b>Joe Mauer</b>	<b>282</b>
7.	Torii Hunter	259
8.	Gary Gaetti	252
9.	Michael Cuddyer	239
10.	Harmon Killebrew	232

#### RBI

1.	Harmon Killebrew	1,325
2.	Kent Hrbek	1,086
3.	Kirby Puckett	1,085
4.	Tony Oliva	947
5.	Justin Morneau	860
6.	Gary Gaetti	758
7.	Rod Carew	733
8.	Torii Hunter	711
9.	Bob Allison	642
10.	<b>Joe Mauer</b>	<b>634</b>

#### RUNS

1.	Kirby Puckett	1,071
2.	Harmon Killebrew	1,047
3.	Rod Carew	950
4.	Kent Hrbek	903
5.	Tony Oliva	870
6.	Chuck Knoblauch	713
7.	<b>Joe Mauer</b>	<b>688</b>
8.	Torii Hunter	672
9.	Justin Morneau	669
10.	Bob Allison	648

#### WALKS

1.	Harmon Killebrew	1,321
2.	Kent Hrbek	838
3.	Bob Allison	641
4.	<b>Joe Mauer</b>	<b>616</b>
5.	Rod Carew	613
6.	Roy Smalley	549
7.	Chuck Knoblauch	513
8.	Justin Morneau	501
9.	Kirby Puckett	450
10.	Tony Oliva	448

#### AT-BATS

1.	Kirby Puckett	7,244
2.	Harmon Killebrew	6,593
3.	Tony Oliva	6,301
4.	Rod Carew	6,235
5.	Kent Hrbek	6,192
6.	Gary Gaetti	4,989
7.	Justin Morneau	4,749
8.	Torii Hunter	4,492
9.	<b>Joe Mauer</b>	<b>4,378</b>
10.	Zoilo Versalles	4,148





# TREVORMAY

**HEIGHT/WEIGHT:** 6-5/215  
**BORN:** 9/23/89 in Longview, WA  
**RESIDES:** Kelso, WA  
**ACQUIRED:** Trade with Philadelphia, 12/6/12  
**M.L. SERVICE:** None  
**CONTRACT STATUS:** Signed thru 2014

**BATS/THROWS:** R/R  
**OPENING DAY AGE:** 24



**PERSONAL:** Trevor J. May...2008 graduate of Kelso (WA) High School...went 11-1 his senior year to help team to the Class 3A state championship game.

## 2013:

- Participated in first Twins major league spring training and optioned March 11...spent his first season in the Twins organization with Double-A New Britain.
- Pitched two 7.0-inning complete game shutouts — April 24 at New Hampshire and May 10 vs. Portland (Game 2).
- Named Twins minor league Player of the Week for June 21, tossing 7.2 shutout innings with four hits allowed, one walk and nine strikeouts, earning the win June 18 at Erie.
- Had season-high 10 strikeouts twice — May 10 vs. Portland (7.0 IP) and August 31 vs. Reading (7.0 IP)...struck out six-plus in 16 starts and eight-plus in eight starts.
- Named to Eastern League All-Star East team but did not play.
- Led the Eastern League in strikeouts (159), tied for first in starts (27) and ranked fifth in innings pitched (151.2)...led the Rock Cats in wins (9).
- Played in the Arizona Fall League with Glendale Desert Dogs, going 0-2, 3.21 ERA (14.0 IP, 5 ER) with four walks and 12 strikeouts in nine games (1 start).
- Named eighth best prospect and best changeup in the Twins system by *Baseball America* entering 2014.

**2012:** Spent the season with Double-A Reading (Philadelphia)...went 5-0, 2.40 ERA (30.0 IP, 8 ER) with eight walks and 33 strikeouts in five April starts...did not allow a home run in first eight starts (46.1 IP) April 6-May 16...led the Eastern League in strikeouts (151), was tied for first in starts (28), tied for eighth in wins (10) and 10th in innings (149.2)...struck out seven-plus batters in nine of 28 starts and eight-plus in four starts; averaged 9.1 strikeouts-per-9.0 innings pitched...acquired by Twins via trade with Philadelphia along with pitcher Vance Worley, in exchange for outfielder Ben Revere December 12.

**2011:** Spent season with Single-A Clearwater (Philadelphia)...named Phillies Pitcher of the Week May 30-June 5...named Phillies minor league Pitcher of the Month for June, going 2-2, 1.50 ERA (30.0 IP, 5 ER) with 13 walks and 40 strikeouts in five starts...named to Florida State League All-Star team and earned the win (1.0 IP)...was the 50th anniversary of the FSL All-Star game, which was played in Bright House Field, his home club's park in Clearwater, FL...named FSL Pitcher of the Week twice...struck out 208 batters in 151.1 IP (12.37 K/9.0 IP), third-most in all of minor league baseball...recorded double-digit strikeouts seven times, including 14 strikeouts June 22 at Tampa (7.0 IP), the most strikeouts by a Phillies minor league pitcher since at least 1980...led the Florida State League in strikeouts and shutouts (2), tied for second in complete games (3) and starts (27), and ranked third in innings pitched (151.1)...given Paul Owens Award as best pitcher in the Phillies minor league system...named the top prospect in the Phillies minor league system by *Baseball America* entering 2012.

**2010:** Began season with Single-A Clearwater...selected as a Midseason Florida State League All-Star...transferred to Single-A Lakewood July 4...named Phillies minor league Pitcher of the Week July 26-August 1...struck out 14 batters in 7.0 innings pitched with no walks July 27 at Delmarva...averaged 12.13 strikeouts-per-9.0 IP between both levels...went 1-1, 0.77 ERA (11.2 IP, 1 ER) with 21 strikeouts in two playoff starts with Lakewood...named the fifth best prospect in the Phillies minor league system by *Baseball America* entering the 2011 season.

**2009:** Spent the season with Single-A Lakewood (Philadelphia)...named Phillies minor league Pitcher of the Week August 31-September 7...averaged 11.06 strikeouts-per-9.0 IP...held opponents to a .211 batting average...went 1-0, 0.00 (11.0 IP) with 11 strikeouts in two Postseason starts.

**2008:** Began professional career with the GCL Phillies...participated in Florida Instructional League.

**PROFESSIONAL:** Philadelphia's fourth round pick in the 2008 First-Year Player Draft; signed by Dave Ryles.

## MAY'S PITCHING RECORD

YEAR	CLUB	W-L	ERA	G	GS	CG	SH	SV	IP	H	R	ER	HR	HB	BB	SO	WP	BK	BAA
2008	GCL Phillies	1-1	3.75	5	2	0	0	0	12.0	11	7	5	0	1	7	11	1	0	.256
2009	Lakewood	4-1	2.56	15	15	0	0	0	77.1	58	24	22	3	2	43	95	6	1	.211
2010	Clearwater	5-5	5.01	16	14	0	0	0	70.0	53	41	39	7	5	61	90	9	1	.212
	Lakewood	7-3	2.91	11	11	0	0	0	65.0	51	22	21	3	1	20	92	5	0	.214
2011	Clearwater	10-8	3.63	27	27	3	2	0	151.1	121	65	61	8	5	67	208	8	0	.221
2012	Reading	10-13	4.87	28	28	0	0	0	149.2	139	87	81	22	11	78	151	8	1	.249
2013	New Britain	9-9	4.51	27	27	2	2	0	151.2	149	79	76	14	8	67	159	7	0	.256
<b>Minor League Totals</b>		<b>46-40</b>	<b>4.06</b>	<b>129</b>	<b>124</b>	<b>5</b>	<b>4</b>	<b>0</b>	<b>677.0</b>	<b>582</b>	<b>325</b>	<b>305</b>	<b>57</b>	<b>33</b>	<b>343</b>	<b>806</b>	<b>44</b>	<b>3</b>	<b>.233</b>





# ALEX MEYER

**HEIGHT/WEIGHT:** 6-9/220  
**BORN:** 1/3/90 in Greensburg, IN  
**RESIDES:** Greensburg, IN

**ACQUIRED:** Trade with Washington, 11/29/12

**M.L. SERVICE:** None

**CONTRACT STATUS:** Signed thru 2014

**BATS/THROWS:** R/R  
**OPENING DAY AGE:** 24



**PERSONAL:** Alex John Meyer...2008 graduate of Greensburg (IN) High School...as a senior was named AFLAC All-American and Louisville Slugger High School All-American; rated number five prospect in all of high school baseball by *Baseball America*; ranked number two prospect by *Baseball America* at Perfect Game's National Showcase in Cincinnati; named Gatorade Indiana Player of the Year and Louisville Slugger Indiana Player of the Year; named Indiana Mr. Baseball and First-Team All-State; earned EIAC Conference MVP honors and EIAC All-Conference honors...went 8-0 with a 0.95 ERA, 30 walks and 108 strikeouts as a senior...holds school records for most strikeouts in a season, career and lowest season ERA...three-year letter winner in baseball...played basketball four years and named All-Conference twice...played football as a freshman...spends time in the off-season as substitute teacher in hometown Greensburg (IN) schools (2011-13).



## 2013:

- Spent first season in Twins organization...was an invite to Twins Spring Training, reassigned to minor league camp March 10; reported to Double-A New Britain.
- Went 2-0, 1.64 ERA (22.0 IP, 4 ER) with 26 strikeouts in first four starts April 7-25.
- Set season-high with 10 strikeouts June 1 vs. Bowie (6.1 IP).
- Placed on 7-day disabled list June 7 with right shoulder discomfort; pitched in three games on rehab assignment with GCL Twins and was reinstated August 24.
- Made just two starts upon return, tossing 9.0 shutout innings August 24-29.
- Ranked second on the Rock Cats staff in strikeouts (84), despite pitching the sixth most innings on the staff (70.0).
- Played in the Arizona Fall League with Glendale Desert Dogs, going 2-1, 3.12 ERA (26.0 IP, 9 ER) with seven walks and 28 strikeouts in seven starts...named to West Division Fall Stars Team...ranked number five in the Top 20 AFL Prospect List...named to AFL Top Prospects Team.
- Named third best prospect, best fastball and best curveball in the Twins system by *Baseball America* entering 2014.

**2012:** Named sixth best prospect and best slider in Washington's minor league system by *Baseball America* entering the season...started professional career with Single-A Hagerstown (Washington)...won first professional start April 7 vs. West Virginia, tossing 5.0 shutout innings with two hits allowed, no walks and four strikeouts...won five consecutive decisions May 5-June 12, including a record of 3-1, 2.41 ERA (33.2 IP, 9 ER) with 11 walks and 40 strikeouts in six June starts...pitched first career complete game shutout (6.0 IP) June 12 vs. Hickory...set season-high with 11 strikeouts (6.2 IP) June 24 vs. Lakewood...promoted to Single-A Potomac July 18...did not allow a run in first 14 innings pitched at Potomac...allowed just three earned runs in first five starts (29.0 IP) July 20-August 12, posting a 0.93 ERA in that span...placed on 7-day disabled list with a right calf strain August 25, ending his season...acquired by Twins via trade with Washington November 29, in exchange for outfielder Denard Span.

**AMATEUR CAREER:** Attended the University of Kentucky from 2009-11, going 13-12, 4.71 ERA (212.0 IP, 111 ER) with 127 walks, 253 strikeouts, four complete games and two shutouts in 39 career games (36 starts)...went 7-5, 2.94 ERA (101.0 IP, 33 ER) with 46 walks and 110 strikeouts in 14 starts as a junior in 2011...named to SEC Freshman Academic Honor Roll in 2009 and 2010...First-Team preseason All-SEC by *Baseball America* in 2011...Second-Team All-SEC Starting Pitcher, voted on by coaches in 2011...253 career strikeouts ranks fifth best in program history, just behind fourth-place and former NL Cy Young winner Brandon Webb's 259 career strikeouts.

**2011:** Led Kentucky in starts (14), wins (7), ERA (2.94), complete games (4), shutouts (2), innings pitched (101.0) and strikeouts (110)...finished the regular season as the SEC leader in strikeouts, strikeouts-looking (48), innings pitched-per-game (7.21), complete games and shutouts...ranked second in the SEC in innings pitched, ninth in ERA, eighth in wins, second in strikeouts-per-game (9.8) and fifth in opponent batting average (.220)...became 10th player in program history to record 100-plus strikeouts in a single season...finished eighth in UK single season history in strikeouts and ninth in the NCAA...earned six weekly honors during the year, including two SEC Pitcher of the Week honors and a Louisville Slugger National Player of the Week honor...had eight career double-digit strikeout games, including four on the season.

**PROFESSIONAL:** Washington's first round pick (23rd overall) in the 2011 First-Year Player Draft; signed by scout Reed Dunn...originally drafted by Boston in the 20th round of the 2008 First-Year Player Draft.

## MEYER'S PITCHING RECORD

YEAR	CLUB	W-L	ERA	G	GS	CG	SH	SV	IP	H	R	ER	HR	HB	BB	SO	WP	BK	BAA
2012	Hagerstown	7-4	3.10	18	18	1	1	0	90.0	68	33	31	4	3	34	107	7	0	.210
	Potomac	3-2	2.31	7	7	0	0	0	39.0	29	11	10	2	2	11	32	2	0	.213
2013	GCL Twins	0-0	1.08	3	3	0	0	0	8.1	7	1	1	0	0	3	16	0	0	.233
	New Britain	4-3	3.21	13	13	0	0	0	70.0	60	29	25	3	3	29	84	5	1	.226
Minor League Totals		14-9	2.91	41	41	1	1	0	207.1	164	74	67	9	8	77	239	14	1	.217





# JERMAINE MITCHELL

**HEIGHT/WEIGHT:** 6-0/216

**BORN:** 11/2/84 in Naples, TX

**RESIDES:** Daingerfield, TX

**ACQUIRED:** Signed as minor league free agent, 7/3/13

**M.L. SERVICE:** None

**CONTRACT STATUS:** Signed thru 2014

**BATS/THROWS:** L/L

**OPENING DAY AGE:** 29

**NON-ROSTER INVITE**



**PERSONAL:** Jermaine Cornelius Mitchell...son, Jayden D'Andre (7/9/07)...2003 graduate of Daingerfield (TX) High School, where he played baseball, football, basketball and ran track...named All-State pitcher and received All-District, All-East Texas and All-State in Track & Field...attended Texarkana Community College and the University of North Carolina-Greensboro...was a First-Team All-Southern Conference selection in 2006 with UNC-Greensboro.

## 2013:

- Was an invite to Phillies spring training and was reassigned to minor league camp...began the season at Triple-A Lehigh Valley and played 63 games with the Iron Pigs before being released.
- Signed by the Twins as a minor league free agent July 3 and spent the remainder of the season at Triple-A Rochester batting .286 (38-for-133) with 11 RBI and seven stolen bases in 38 games.
- Recorded season-high five hits August 12 at Norfolk, hitting a triple and a home run.
- Played for Tigres de Aragua in the Venezuelan Winter League following the season.

**2012:** Was invited to Athletics spring training and was optioned March 11...spent entire season at Triple-A Sacramento...tied for second in the Pacific Coast League and led Oakland's minor league system in triples (11)...played 88 games in center field, 13 in left field and one in right field...collected five outfield assists...played five Postseason games for Sacramento.

**2011:** Began the season at Double-A Midland (Oakland)...tied third among all minor league players in triples (16), tied fourth in hits (178), ranked fifth in walks (93) and on-base percentage (.430), tied sixth in runs scored (115), and tied eighth in total bases (284)...named co-winner of Oakland's Organizational Player of the Year award...led the Texas League in average (.355) and on-base percentage (.453), and tied for the lead in triples (13)...promoted to Triple-A Sacramento July 3...rated the A's eighth-best prospect by *Baseball America* entering 2012...named to the Texas League Postseason All-Star team...reached base safely in 31 straight games May 4-June 9, hitting .394 during that span...named to the Texas League Midseason All-Star team...appeared in eight Postseason games batting .265 (9-for-34) with a triple, four walks, three stolen bases and seven runs.

**2010:** Began the season at Single-A Stockton (Oakland)...promoted to Double-A Midland April 22 before being sent back to Stockton May 31...placed on the disabled list July 7-14 with a strained right shoulder...named California League Batter of the Week August 2-9...transferred to Triple-A Sacramento August 28 for three games before being sent back to Midland August 31...appeared in six postseason games with Midland...six of his 10 home runs led off the game...he appeared in 53 games in center field, 37 in left field and 14 in right field between the three levels.

**2009:** Spent entire season with Single-A Stockton...ranked third in California League in walks...led team in games played (124), at-bats (450), runs scored (63) and walks (73), and tied for the lead in triples (6)...played 62 games in right field, 54 in center field and one in left field.

**2008:** Played for Single-A Stockton...appeared in 79 games in center field, 18 in left field and seven in right field...played in 12 postseason games to help Stockton win the California League Championship.

**2007:** Spent entire season with Single-A Kane County (Oakland)...ranked third in the Midwest League in on-base percentage with .390 and fourth in runs scored (79) and walks (74)...hit .368 against left-handed pitchers...appeared in 55 games in right field, 45 in center field and 17 in left field...named to the Midwest League Midseason All-Star team...played for Waikiki in the Hawaiian Winter Baseball League.

**2006:** Made professional debut with Single-A Vancouver (Oakland)...led the Northwest League in intentional walks with three...had 22-game hitting streak June 29-August 29, hitting .373 during the span...he was named Northwest League Batter of the Week August 28-September 4.

**PROFESSIONAL:** Oakland's fifth round pick in the 2006 First-Year Player Draft; signed by scout Neil Avent.

## MITCHELL'S PLAYING RECORD

YEAR	CLUB	AVG	G	AB	R	H	2B	3B	HR	RBI	SH	SF	HB	BB	SO	SB	CS	E	OBP
2006	Vancouver	.362	37	138	23	50	7	2	3	23	0	0	3	22	27	14	6	2	.460
2007	Kane County	.288	122	431	79	124	20	5	8	58	3	4	1	74	115	24	8	5	.390
2008	Stockton	.244	114	422	55	103	20	3	10	49	3	2	7	54	116	23	6	9	.338
2009	Stockton	.247	124	450	63	111	15	6	3	34	8	5	1	73	128	17	10	3	.350
2010	Stockton	.309	78	304	68	94	21	7	10	32	1	0	3	51	86	21	9	6	.413
	Sacramento	.182	3	11	1	2	1	0	0	2	0	0	0	1	3	1	0	0	.250
	Midland	.223	37	121	16	27	3	3	0	11	1	1	1	19	41	2	6	3	.331
2011	Midland	.355	74	304	67	108	15	13	10	50	0	1	1	54	65	14	13	0	.453
	Sacramento	.302	56	232	48	70	14	3	5	28	3	1	0	39	47	13	5	4	.401
2012	Sacramento	.252	108	409	75	103	15	11	6	38	4	2	5	54	104	15	7	4	.345
2013	Lehigh Valley	.256	63	207	43	53	13	5	5	18	5	0	1	28	63	13	4	1	.347
	Rochester	.286	43	133	19	38	3	2	2	11	0	0	0	9	42	7	4	0	.331
Minor League Totals		.279	859	3162	557	883	147	60	62	354	28	16	23	478	837	164	78	36	.376





# RICKY NOLASCO

**HEIGHT/WEIGHT:** 6-2/225  
**BORN:** 12/13/82 in Corona, CA  
**RESIDES:** Miami, FL

**ACQUIRED:** Signed as free agent, 12/3/13  
**M.L. SERVICE:** 7 years, 142 days  
**CONTRACT STATUS:** Signed thru 2017

**BATS/THROWS:** R/R  
**OPENING DAY AGE:** 31



**PERSONAL:** Carlos (Ricky) Enrique Nolasco...2001 graduate of Rialto (CA) High School, where he was a two-time All-State selection and a two-time League MVP...selected to play in North-South Game and the Daily Bulletin All-Star Game, after going 7-3 with 1.28 ERA and 110 strikeouts during senior year...was four-year varsity letterman...brother, David was a pitcher in the Milwaukee Brewers system in 2005.

## 2013:

- Was Marlins Opening Day starter April 1 at Washington, allowing two runs on three hits in 6.0 innings pitched and was dealt the loss.
- Set season-high with 11 strikeouts twice — May 19 vs. Arizona and August 28 vs. Chicago-NL.
- Struck out 1,000th batter of career in final start with Marlins July 3 at Atlanta, fanning Brian McCann in the sixth inning.
- Acquired by Dodgers via trade July 6, along with an international signing bonus slot valued at \$197,000, in exchange for pitchers Steven Ames, Josh Wall and Angel Sanchez...at time of trade he was Marlins franchise leader in wins (81), starts (197), innings pitched (1225.2) and strikeouts (1001).
- Earned 10th win August 23 vs. Boston, pitching 8.0 shutout innings with two hits allowed...became one of eight major league pitchers to reach double-digit victories in each of the last six seasons, joining Jered Weaver, Justin Verlander, CC Sabathia, James Shields, Mark Buehrle, Tim Lincecum and Zack Greinke.
- Won career-high seven consecutive decisions August 1-September 9, going 7-0, 1.59 ERA (51.0 IP, 9 ER) in eight starts; streak included a record of 5-0, 1.64 ERA (38.1 IP, 7 ER) in six August starts.
- Made first career postseason start in Game 4, October 15 vs. St. Louis...allowed three runs on three hits in 4.0 innings pitched with one walk and four strikeouts; two of the three runs came on a Matt Holliday two-run homer.
- Combined to go 13-11, 3.70 ERA (199.1 IP, 82 ER) with 46 walks and 165 strikeouts in 33 starts for Miami and Los Angeles-NL combined...went 8-3, 3.52 ERA (87.0 IP, 34 ER) in 16 games (15 starts) for the Dodgers.
- Tied for second in the NL in starts (33), one of eight NL pitchers to reach 33 starts.

## GAME HIGHS

### 2013

**IP:** 8.0, 3x, last 8/28 vs. CHC  
**Walks:** 4, 2x, last 7/24 at TOR  
**SO:** 11, 2x, last 8/23 vs. CHC  
**CG:** - -

**Win Streak:** 7, 8/1-9/9  
**Low-Hit:** - -

### CAREER

**IP:** 9.0, 7x, last 9/9/12 at WAS  
**Walks:** 5, 7/28/06 at PHI  
**SO:** 16, 9/30/09 at ATL  
**CG:** 9, last 9/9/12 at WAS  
**Win Streak:** 7, 8/1-9/13  
**Low-Hit:** 2, 8/19/08 at SF



## MAJOR LEAGUE PITCHING LEADERS

### WALKS ALLOWED SINCE 2008 (MIN. 100.0 INNING PITCHED)

1. Cliff Lee.....	197
2. Roy Halladay.....	211
3. Dan Haren.....	234
4. <b>Ricky Nolasco.....</b>	<b>256</b>
5. Hiroki Kuroda.....	257

**2012:** Began season as Marlins number three starter...earned win on July 6 at St. Louis for 96th career quality start, breaking a tie with Dontrelle Willis for most quality starts in club history; also surpassed Willis (1022.2) that night for most innings pitched in club history...set career-high with 20.1 innings without a walk, from second inning August 21 at Arizona until first inning September 9 at Washington...named NL Co-Player of Week, September 3-9 — second weekly honor of career, going 2-0, 0.56 ERA (16.0 IP, 1 ER), with 10 strikeouts and one walk in two starts, including a shutout September 9 at Washington...shutout Washington at home August 28 and in D.C. on September 9, winning by scores of 9-0 and 8-0, respectively; according to Elias, was first pitcher to throw a pair of shutouts in one season against the same team, each won by margin of eight-or-more runs, since the White Sox Britt Burns shutout the Indians by scores of 8-0 and 10-0 in 1985...set new single-season high with three complete games; previously had two each in 2009 and '11...had ninth-fewest walks among NL pitchers (min. 30 starts), despite setting single season high with 47...finished season as franchise leader in wins (76), innings pitched (1113.1), starts (179), quality starts (100) and strikeouts (911).

**2011:** Began season as Marlins number two starter...went 4-0 in first 10 starts April 2-May 24, posting a 3.04 ERA (68.0 IP, 23 ER) in those 10...after June 1, went 6-11, 5.14 ERA (133.0 IP, 76 ER)...pitched two complete games, tying single season-high (2009), though it was surpassed in 2012 (three), coming in a span of three starts — June 29 at Oakland and July 9 vs. Houston...allowed 12 of Atlanta's 13 hits, but surrendered just one run over 6.2 innings July 31 at Atlanta...struck out 758th batter of career August 23, 2011 vs. Cincinnati, becoming Marlins all-time strikeout leader, surpassing Dontrelle Willis (757).

**2010:** Began season as Marlins number two starter...won seven consecutive road starts June 23-August 17, according to Elias, he became the first National League pitcher since Carlos Zambrano in 2006 to win as many consecutive road starts in same season...went 10-3, 3.86 ERA (93.1 IP, 40 ER) in 15 road starts; 10 road wins tied Alex Fernandez for third-most in club history, behind Carl Pavano (12 in 2004) and Dontrelle Willis (11 in 2005)...won nine games pre-All-Star break, pairing with Josh Johnson to become only two pitchers in club history to record at least nine wins prior to break in same season; their nine first-half wins tied for fifth-most in franchise history...tore meniscus in right knee September 4, ending his season...went 14-2, 2.75 ERA (124.1 IP, 38 ER) in 18 starts of 6.0-plus innings pitched...went 10-0 in 10 starts when going 7.0-plus innings.

**2009:** Was Marlins Opening Day starter April 6 vs. Washington, first Opening Day start of career...struck out 16 September 30 at Atlanta, setting a club record; struck out side in innings 3-5, giving him nine straight strikeouts, which was one shy of major league record...became fourth pitcher ever and third in modern era to strike out nine straight, joining Tom Seaver (10, 1970), Jake Peavy (9, 2007) and Mickey Welch (9, 1884)...the 16 strikeouts were most by any pitcher in baseball since Johan Santana struck out 17 for Minnesota August 19, 2007 vs. Texas...Marlins previous

PLAYERS

2014  
ASG



record for strikeouts in a regular season game was 14...ranked seventh among NL starters in strikeouts and sixth in strikeouts-per-9.0 IP (9.49), which marked a Marlins single season record...ranked 10th in NL in walks-per-9.0 IP (2.14).

**2008:** Spent entire season with Florida...earned Co-NL Player of the Week June 9-15...struck out 51 batters and walked just three from July 28-August 24; according to Elias, was seventh pitcher during expansion era (since 1961) to have a six-start span during which they struck out at least 50 batters while issuing no more than three walks, joining Jim Kaat (1967), Ferguson Jenkins (1970 & '71), Pedro Martinez (2000), Roy Oswalt (2001), Curt Schilling (2001 & '02) and Ben Sheets (2004)...pitched first career complete shutout August 19 at San Francisco, snapping a stretch of 301 Marlins games without a complete game; previous complete game was by Anibal Sanchez September 16, 2006 at Atlanta...recorded 51 strikeouts in August, setting new franchise record for most strikeouts in any month, passing Kevin Brown's previous record of 47 in May of 1997...finished with 15 wins, becoming eighth starter in Marlins history to record 15-or-more wins in a season, also became 11th starter in franchise history to record 200-plus innings in a single season.

**2007:** Made Marlins Opening Day roster for second time in career...appeared in just five games due to two stints on disabled list, experiencing right elbow inflammation April 9-May 1 and again May 19-August 20.

**2006:** Made Marlins Opening Day roster for first time in career...made major league debut April 5 at Houston with 3.0 scoreless innings of relief with one hit allowed, two walks and two strikeouts...earned first major league win April 26 at Chicago-NL, pitching 2.0 scoreless innings of relief, with one hit allowed and four strikeouts...recorded first major league hit, homering off Sean Marshall, May 22 vs. Chicago-NL; became second Marlins pitcher ever to homer for first hit, joining Tony Saunders, who homered off Tom Glavine for first hit May 8, 1997; became first pitcher in baseball to homer for first hit since Zack Greinke (Kansas City) June 10, 2005, and first NL pitcher to do so since John Van Benschoten (with Pittsburgh) August 23, 2004...finished tied for fourth among NL rookies in wins (11), fifth in innings (140.0), and seventh in starts (22) and strikeouts (99)...joined Scott Olsen (12), Josh Johnson (12) and Anibal Sanchez (10) to become first quartet of rookies in major league history to win at least 10 games; additionally, he, Olsen, Johnson, Sanchez and Dontrelle Willis (12) became first group of five Marlins pitchers to all record 10-or-more wins in a season.

**2005:** Spent first season in Florida organization after being acquired via trade with Chicago-NL December 7, along with pitchers Sergio Mitre and Ronyel Pinto in exchange for outfielder Juan Pierre...won Southern League Pitcher of the Year Award and was a SL All-Star...won two SL Pitcher of the Week awards, the first July 4-10, going 1-0, 1.20 ERA in 15.0 IP, including a complete game; second award came August 29-September 5, going 2-0 in two starts (13.0 IP) and did not allow an earned run...led SL in strikeouts (173), tied for first in wins (14), and was third in ERA (2.89) and innings pitched (161.2)...named second team Minor league All-Star and Double-A All-Star by *Baseball America*...named Cubs minor league All-Star.

**2004:** Split season between Triple-A Iowa (Chicago-NL) and Double-A West Tennessee, combining to go 8-7, 5.24 ERA (147.2 IP, 86 ER) in 28 starts with 143 strikeouts.

**2003:** Spent entire season at Single-A Dayton (Chicago-NL)...named Florida State League Pitcher of the Month in July, going 4-0 with a 0.68 ERA.

**2002:** Spent second professional season at Single-A Boise (Chicago-NL)...recorded 92 strikeouts in 90.2 innings pitched...named 16th best prospect in Northwest League by *Baseball America*.

**2001:** Began professional career with AZL Cubs and went 1-0, 1.50 ERA (18.0 IP, 3 ER) in five games (4 starts).

**PROFESSIONAL:** Chicago Cubs fourth round pick in the 2001 First-Year Player Draft; signed by scouts Steve Fuller and Spider Jorgensen.

NOLASCO'S PITCHING RECORD																			
YEAR	CLUB	W-L	ERA	G	GS	CG	SH	SV	IP	H	R	ER	HR	HB	BB	SO	WP	BK	BAA
2001	AZL Cubs	1-0	1.50	5	4	0	0	0	18.0	11	3	3	0	1	5	23	1	0	.175
2002	Boise	7-2	2.48	15	15	0	0	0	90.2	72	32	25	1	9	25	92	5	0	.214
2003	Daytona	11-5	2.96	26	26	1	0	0	149.0	129	58	49	7	8	48	136	12	1	.232
2004	Iowa	2-3	9.30	9	9	0	0	0	40.2	68	42	42	7	5	16	28	2	0	.393
	West Tennessee	6-4	3.70	19	19	0	0	0	107.0	104	50	44	13	6	37	115	5	1	.260
2005	West Tennessee	14-3	2.89	27	27	1	0	0	161.2	151	57	52	13	11	46	173	4	2	.245
2006	FLORIDA	11-11	4.82	35	22	0	0	0	140.0	157	86	75	20	10	41	99	7	0	.286
2007	FLORIDA	1-2	5.48	5	4	0	0	0	21.1	26	16	13	3	1	9	11	1	0	.321
	GCL Marlins	0-0	2.70	2	2	0	0	0	3.1	4	2	1	0	0	0	8	0	0	.286
	Jupiter	1-1	0.75	5	3	0	0	0	12.0	10	3	1	0	0	1	9	1	0	.217
	Carolina	0-1	6.00	1	1	0	0	0	3.0	2	3	2	0	0	1	2	0	0	.182
	Albuquerque	0-2	14.09	4	4	0	0	0	15.1	29	26	24	6	2	4	15	2	0	.392
2008	FLORIDA	15-8	3.52	34	32	1	1	0	212.1	192	88	83	28	6	42	186	1	3	.239
2009	New Orleans	1-1	2.40	2	2	1	0	0	15.0	12	4	4	0	0	3	12	1	0	.222
	FLORIDA	13-9	5.06	31	31	2	0	0	185.0	188	111	104	23	2	44	195	2	0	.259
2010	FLORIDA	14-9	4.51	26	26	1	0	0	157.2	169	82	79	24	2	33	147	5	0	.273
2011	FLORIDA	10-12	4.67	33	33	2	1	0	206.0	244	117	107	20	3	44	148	6	0	.295
2012	MIAMI	12-13	4.48	31	31	3	2	0	191.0	214	100	95	18	8	47	125	8	1	.285
2013	MIAMI	5-8	3.85	18	18	0	0	0	112.1	112	50	48	11	4	25	90	4	0	.261
	LOS ANGELES-NL	8-3	3.52	16	15	0	0	0	87.0	83	40	34	6	6	21	75	1	0	.247
Minor League Totals		43-22	3.61	115	112	3	0	0	615.2	592	280	247	47	42	186	613	33	4	.253
Major League Totals		89-75	4.37	229	212	9	4	0	1312.2	1385	690	638	153	42	306	1076	35	4	.270




NOLASCO'S CAREER FIELDING RECORD								
POSITION	PCT	G	PO	A	E	TC	DP	PB
Pitcher	.954	229	90	137	11	238	10	—

NOLASCO'S LEAGUE CHAMPIONSHIP SERIES RECORD																			
YEAR	OPPONENT	W-L	ERA	G	GS	CG	SH	SV	IP	H	R	ER	HR	HB	BB	SO	WP	BK	BAA
2013	St. Louis	0-1	6.75	1	1	0	0	0	4.0	3	3	3	1	0	1	4	0	0	.214

NOLASCO'S BATTING RECORD																
BATTING	AVG	AB	R	H	2B	3B	HR	RBI	SH	SF	HB	BB	SO	SB	CS	OBP
Career	.138	369	19	51	12	0	1	26	62	0	1	21	171	0	0	.187

NATIONAL LEAGUE PITCHING LEADERS 2008-13		
<div> <b>WINS</b> <ol style="list-style-type: none"> <li>Adam Wainwright .....83</li> <li>Bronson Arroyo .....82</li> <li>Tim Lincecum .....82</li> <li><b>Ricky Nolasco</b> .....77</li> <li>Clayton Kershaw .....77</li> <li>Cole Hamels .....75</li> <li>Yovani Gallardo .....72</li> <li>Matt Cain .....71</li> <li>Tim Hudson .....70</li> <li>Kyle Lohse .....66</li> </ol> </div> <div> <b>STARTS</b> <ol style="list-style-type: none"> <li>Bronson Arroyo .....196</li> <li>Tim Lincecum .....196</li> <li>Matt Cain .....195</li> <li>Cole Hamels .....193</li> <li><b>Ricky Nolasco</b> .....186</li> <li>Clayton Kershaw .....182</li> <li>Paul Maholm .....177</li> <li>Kyle Lohse .....168</li> <li>Wandy Rodriguez .....165</li> <li>Barry Zito .....164</li> </ol> </div> <div> <b>INNINGS PITCHED</b> <ol style="list-style-type: none"> <li>Matt Cain .....1284.0</li> <li>Cole Hamels .....1281.0</li> <li>Tim Lincecum .....1265.1</li> <li>Bronson Arroyo .....1239.0</li> <li>Clayton Kershaw .....1180.0</li> <li><b>Ricky Nolasco</b> .....1151.1</li> <li>Paul Maholm .....1090.2</li> <li>Adam Wainwright .....1035.2</li> <li>Kyle Lohse .....1007.2</li> <li>Wandy Rodriguez .....997.1</li> </ol> </div>		
<div> <b>STRIKEOUTS</b> <ol style="list-style-type: none"> <li>Tim Lincecum .....1360</li> <li>Clayton Kershaw .....1206</li> <li>Cole Hamels .....1187</li> <li>Matt Cain .....1064</li> <li>Yovani Gallardo .....979</li> <li><b>Ricky Nolasco</b> .....966</li> <li>Adam Wainwright .....919</li> <li>Wandy Rodriguez .....853</li> <li>Ryan Dempster .....841</li> <li>Chad Billingsley .....837</li> </ol> </div> <div> <b>COMPLETE GAMES</b> <ol style="list-style-type: none"> <li>Roy Halladay .....18</li> <li>Adam Wainwright .....15</li> <li>Matt Cain .....12</li> <li>Cole Hamels .....11</li> <li>Clayton Kershaw .....11</li> <li>Cliff Lee .....11</li> <li>Bronson Arroyo .....10</li> <li><b>Ricky Nolasco</b> .....9</li> <li>Tim Lincecum .....9</li> <li>Johan Santana .....9</li> </ol> </div> <div> <b>QUALITY STARTS</b> <ol style="list-style-type: none"> <li>Matt Cain .....133</li> <li>Cole Hamels .....131</li> <li>Tim Lincecum .....125</li> <li>Clayton Kershaw .....124</li> <li>Bronson Arroyo .....118</li> <li>Adam Wainwright .....106</li> <li><b>Ricky Nolasco</b> .....104</li> <li>Wandy Rodriguez .....104</li> <li>Yovani Gallardo .....102</li> <li>2 tied .....96</li> </ol> </div>		



## Ricky Nolasco

On December 3, Nolasco signed a four-year (fifth year option), \$49 million contract, the largest for a free agent in club history.





# LESTER OLIVEROS

**HEIGHT/WEIGHT:** 6-0/234  
**BORN:** 5/28/88 in Maracay, VZ  
**RESIDES:** Maracay, VZ  
**ACQUIRED:** Trade with Detroit, 8/16/11  
**M.L. SERVICE:** 64 days  
**CONTRACT STATUS:** Signed thru 2014

**BATS/THROWS:** R/R  
**OPENING DAY AGE:** 25

**NON-ROSTER INVITE**



**PERSONAL:** Lester Jesus Oliveros (pronounced ah-lah-VAIR-ohs)...resides in Maracay, VZ during off-season.

## 2013:

- Missed most of season recovering from "Tommy John," surgery a procedure he had in August of 2012.
- Pitched in six games for GCL Twins in rehab assignment, pitching 6.1 scoreless innings with two saves.
- Returned from rehab assignment and reported to Triple-A Rochester but did not pitch.

**2012:** Started season with Double-A New Britain and allowed just three runs in 19.0 innings (1.42 ERA) before being promoted to Triple-A Rochester May 15...nine of first 11 appearances for Red Wings were scoreless May 16-June 9...recalled by Twins June 14...appeared in one game before being optioned back to Rochester June 15...posted a 1.69 ERA (10.2 IP, 2 ER) in six games for Red Wings in July...underwent "Tommy John" surgery on right elbow August 29, ending his season...was non-tendered November 30 and re-signed to a minor league contract December 4.

**2011:** Started season with Double-A Erie (Detroit), going 2-0, 0.56 ERA (16.0 IP, 1 ER) with four walks and 27 strikeouts in 10 appearances...promoted to Triple-A Toledo May 5...appeared in 17 games for the Mud Hens before being recalled by Detroit July 1...made major league debut July 1 vs. San Francisco, tossing 1.0 scoreless inning and allowing one hit, one walk and recording two strikeouts...appeared in nine games for the Tigers before being optioned back to Toledo July 24...transferred to Erie for one game August 12...acquired by Twins as the player to be named later, along with minor league pitcher Cole Nelson, in exchange for outfielder Delmon Young August 16...reported to Triple-A Rochester and appeared in two games...recalled by Minnesota when Nick Blackburn was placed on the 15-day disabled list August 22...made Twins debut, allowing one run on two hits in 2.0 innings of relief August 23 vs. Baltimore...appeared in 10 games for Twins...posted a 1.69 ERA (10.2 IP, 2 ER) with opponents batting .222 (8-for-36) in final eight appearances August 30-September 25...rated as having the best fastball in the Twins minor league system by *Baseball America* entering the 2012 season.

**2010:** Started season with Single-A Lakeland (Detroit)...did not pitch April 21-May 1, then again May 7-23 with right biceps tendinitis...recorded 0.87 ERA (10.1 IP, 1 ER) with 14 strikeouts in final 10 outings with Lakeland May 26-July 24...promoted to Double-A Erie June 26...posted 1.29 ERA (14.0 IP, 2 ER) with 25 strikeouts in a 13-game stretch July 24-August 22...led all Tigers minor league pitchers with 23 saves between Lakeland and Erie...named 17th best prospect in Tigers organization following the season by *Baseball America*...pitched in Venezuelan Winter League with Anzoategui after the season, going 2-1, 3.86 ERA (25.2 IP, 11 ER) with 20 strikeouts in 16 games.

**2009:** Started season with Single-A Lakeland (Detroit)...posted 1.86 ERA (9.2 IP, 2 ER) in seven games in April...finished 2-1 with a 2.08 ERA (13.0 IP, 3 ER) and 15 strikeouts in eight appearances during June...posted a record of 1-1, 0.66 ERA (13.2 IP, 1 ER) with 13 strikeouts in eight outings during August...promoted to Triple-A Toledo on September 3 and played one game with Mud Hens...finished 0-1 with a 5.75 ERA (20.1 IP, 13 ER) and 19 strikeouts in 16 outings with Anzoategui in Venezuelan Winter League following the season.

**2008:** Started season with Single-A Oneonta (Detroit)...compiled a 0.54 ERA (16.2 IP, 1 ER) with 29 strikeouts over final 11 outings with Oneonta June 28-August 11...struck out a season-high five batters July 6 vs. State College...transferred from Oneonta to Lakeland August 13.

**2007:** Spent season with VZL Tigers for the second consecutive year...topped all Venezuelan Summer League relievers with 13.85 strikeouts-per-9.0 IP, was second with 9.86 baserunners-per-9.0 IP and fourth with a .181 batting average against...did not allow a run in 13 straight outings June 16-July 21, striking out 25 batters in 15.1 scoreless innings...struck out a season-high six batters July 9 at VZL Devil Rays/Reds...led Venezuelan Summer League with 19 saves while tied for third with 27 appearances...appeared in four games with Anzoategui in the Venezuelan Winter League, tossing 4.0 scoreless innings of relief.

**2006:** Spent season with VZL Tigers...ranked fourth among all Venezuelan Summer League relievers with a .188 batting-average-against...struck out a season-high six batters July 24 at VZL Reds.

**PROFESSIONAL:** Signed by the Tigers as an undrafted free agent October 25, 2005; scout Ramon Pena.

## GAME HIGHS

### 2013

IP: --  
 Walks: --  
 SO: --  
 CG: --

Win Streak: --  
 Low-Hit: --

### CAREER

IP: 2.2, 9/3/11 at LAA  
 Walks: 2, 2x, last 9/3/11 at LAA  
 SO: 3, 9/3/11 at LAA  
 CG: --  
 Win Streak: --  
 Low-Hit: --





### OLIVEROS' PITCHING RECORD

YEAR	CLUB	W-L	ERA	G	GS	CG	SH	SV	IP	H	R	ER	HR	HB	BB	SO	WP	BK	BAA
2006	VSL Tigers	1-3	2.72	20	2	0	0	4	39.2	29	16	12	2	7	20	46	4	1	.193
2007	VSL Tigers	2-0	1.41	27	0	0	0	19	38.1	25	6	6	0	4	13	59	4	2	.181
2008	Oneonta	1-2	1.74	15	0	0	0	4	20.2	15	4	4	1	0	6	34	0	0	.197
	Lakeland	1-1	4.22	5	0	0	0	0	10.2	12	8	5	0	4	9	3	0	0	.293
2009	Lakeland	4-2	4.17	34	0	0	0	2	54.0	53	27	25	5	4	16	58	2	1	.249
	Toledo	0-0	0.00	1	0	0	0	0	2.0	2	0	0	0	0	1	3	0	0	.250
2010	Lakeland	0-1	1.89	20	0	0	0	9	19.0	13	5	4	0	2	6	24	2	0	.194
	Erie	1-2	4.97	24	0	0	0	14	25.1	20	14	14	3	2	21	36	0	1	.217
2011	Erie	2-0	0.53	10	0	0	0	0	17.0	11	1	1	0	1	4	28	1	0	.193
	Toledo	1-3	6.43	22	0	0	0	5	28.0	37	20	20	7	0	17	26	1	0	.316
	<b>DETROIT</b>	<b>0-0</b>	<b>5.63</b>	<b>9</b>	<b>0</b>	<b>0</b>	<b>0</b>	<b>0</b>	<b>8.0</b>	<b>8</b>	<b>5</b>	<b>5</b>	<b>0</b>	<b>0</b>	<b>4</b>	<b>4</b>	<b>1</b>	<b>0</b>	<b>.258</b>
	Rochester	0-0	3.00	2	0	0	0	0	3.0	2	1	1	1	0	0	4	0	0	.182
	<b>MINNESOTA</b>	<b>0-0</b>	<b>4.05</b>	<b>10</b>	<b>0</b>	<b>0</b>	<b>0</b>	<b>0</b>	<b>13.1</b>	<b>13</b>	<b>6</b>	<b>6</b>	<b>0</b>	<b>0</b>	<b>7</b>	<b>9</b>	<b>0</b>	<b>0</b>	<b>.277</b>
2012	New Britain	1-1	1.42	13	0	0	0	2	19.0	10	3	3	0	0	7	16	1	0	.164
	Rochester	1-2	3.07	19	0	0	0	6	29.1	24	10	10	2	0	8	35	0	0	.229
	<b>MINNESOTA</b>	<b>0-0</b>	<b>5.40</b>	<b>1</b>	<b>0</b>	<b>0</b>	<b>0</b>	<b>0</b>	<b>1.2</b>	<b>1</b>	<b>1</b>	<b>1</b>	<b>0</b>	<b>0</b>	<b>1</b>	<b>1</b>	<b>0</b>	<b>0</b>	<b>.167</b>
2013	GCL Twins	0-0	0.00	6	0	0	0	2	6.1	4	0	0	0	0	3	8	0	0	.200
<b>Minor League Totals</b>		<b>15-17</b>	<b>3.03</b>	<b>218</b>	<b>2</b>	<b>0</b>	<b>0</b>	<b>67</b>	<b>312.1</b>	<b>257</b>	<b>115</b>	<b>105</b>	<b>21</b>	<b>24</b>	<b>131</b>	<b>380</b>	<b>15</b>	<b>5</b>	<b>.222</b>
<b>Major League Totals</b>		<b>0-0</b>	<b>4.70</b>	<b>20</b>	<b>0</b>	<b>0</b>	<b>0</b>	<b>0</b>	<b>23.0</b>	<b>22</b>	<b>12</b>	<b>12</b>	<b>0</b>	<b>0</b>	<b>12</b>	<b>14</b>	<b>1</b>	<b>0</b>	<b>.262</b>

PLAYERS  
2014  
ASG

### OLIVEROS' CAREER FIELDING RECORD

POSITION	PCT	G	PO	A	E	TC	DP	PB
Pitcher	1.000	20	0	3	0	3	1	—

### PRONUNCIATION GUIDE

ARCIA ..... ARR-see-ya  
 BERESFORD ..... BEAR-ess-ferd  
 BERNIER ..... ber-NEER  
 COLABELLO ..... cahl-uh-BELL-oh  
 CORREIA ..... co-RAY-uh  
 CUELLAR ..... KWAY-ar  
 DEDUNO ..... duh-DOO-no  
 DOZIER ..... DOE-sheer  
 DUENSING ..... DONE-sing  
 FIEN ..... feen  
 FLORIMON ..... FLOR-ah-moan  
 DEOLIS GUERRA ..... day-OH-lis GAIR-ah  
 GUERRIER ..... gur-REAR  
 IBARRA ..... ee-BAR-uh  
 KUBEL ..... KOO-bull  
 MASTROIANNI ..... mass-tro-YAH-nee  
 NOLASCO ..... nuh-LASS-co

OLIVEROS ..... ah-lah-VAIR-ohs  
 PELFREY ..... PELL-free  
 PINO ..... PEEN-oh  
 JOSMIL PINTO ..... HOSE-meel PEEN-toe  
 PLOUFFE ..... ploof  
 ROHLFING ..... ROLL-fing  
 DEIBINSON (ROMERO) ..... DAY-bin-son  
 SANO ..... suh-NO  
 SUZUKI ..... soo-ZOO-kee  
 SWARZAK ..... SWAR-zak  
 THIELBAR ..... THEEL-bar  
 ULLGER ..... ULL-jer  
 KENNYS (VARGAS) ..... KEN-is  
 VAVRA ..... VAH-vrah  
 WARING ..... WARE-ing  
 WORLEY ..... WOAR-lee





# CHRIS PARMELEE

**HEIGHT/WEIGHT:** 6-1/221

**BORN:** 2/24/88 in Long Beach, CA

**RESIDES:** Chino Hills, CA

**ACQUIRED:** 1st round (20th overall), 2006 First-Year Player Draft

**M.L. SERVICE:** 1 year, 87 days

**CONTRACT STATUS:** Signed thru 2014

**BATS/THROWS:** L/L

**OPENING DAY AGE:** 26



**PERSONAL:** Christopher Matthew Parmelee (pronounced PAR-muh-lee)...wife, Amanda (Janes)...son, Jack Jeffrey (9/20/12)...2006 graduate of Chino Hills (CA) High School...named AFLAC All-American and All-State senior season...rated second best high school pure hitter in the nation by *Baseball America* in 2006...won Diamond Skills Award in 1998, allowing him to shag balls at the home run derby during the 1998 All-Star Game at Coors Field.

## 2013:

- Made the Twins Opening Day roster for second time in career and was the Opening Day right fielder April 1 vs. Detroit.
- Homered in back-to-back games May 1 and 3 at Cleveland, marking the third time in his career doing so.
- Recorded first career two-homer game June 22 at Cleveland, both solo shots, one in the eighth inning, the other in the ninth.
- Optioned to Triple-A Rochester July 14.
- Hit .231 (40-for-173) in 45 games for the Red Wings and was recalled September 9.
- Played 18 games for the Twins in September.
- Recorded six outfield assists, tied for second most on the club.

**2012:** Made Twins Opening Day roster for first time in career and was in Opening Day lineup, batting eighth at first base, going 1-for-4 April 6 at Baltimore...went just 2-for-34 (.059) in 12 games April 30-May 15 and was optioned to Triple-A Rochester May 15...batted .375 (18-for-48) with four doubles, four home runs, 12 RBI, 13 runs scored and 12 walks in 15 games for Red Wings before being recalled by Twins June 8...hit first major league home run of season June 30 vs. Kansas City...optioned to Triple-A Rochester July 5...recalled by Twins July 21 when Justin Morneau was placed on Paternity List...optioned back to Rochester July 23 when Morneau returned...hit safely in 15 straight games July 18-August 5, batting .439 (29-for-66), including two multi-homer games during streak...named International League Batter of the Week July 30-August 5, batting .517 (15-for-29) with three doubles, five home runs, nine RBI, and eight runs scored in six games for Red Wings...hit 11 home runs in a 17-game span July 26-August 12...earned Topps Player of the Month honor for August after hitting .323 (32-for-99) with eight doubles, eight home runs, 20 RBI, 20 runs scored and 23 walks in 28 games...recalled by Twins August 29...hit safely in career-high eight straight games August 29-September 5, including three home runs during the streak and career-high four RBI September 4 at Chicago-AL...missed three games September 21-23 to attend the birth of first child, Jack Jeffrey, September 20...ranked fourth in entire Twins organization in home runs (22) and fifth in walks (64).

**2011:** Started season with Double-A New Britain, batting .287 (152-for-530) with 13 home runs and 30 doubles in 142 games with Rock Cats...named Twins minor league Player of the Week May 8-14 after hitting .414 (12-for-29) with two doubles, five RBI, five runs scored and two walks in seven games...named Twins minor league Player of the Month for July after batting .305 (36-for-118) with eight doubles, six home runs, 26 RBI, 17 runs scored and 20 walks in 32 games...recalled by Twins September 6...made major league debut, batting fifth at first base, going 2-for-4, including a single off Jake Peavy for first career hit September 6 vs. Chicago-AL...recorded first major league extra-base hit, a double off John Danks in the third inning September 7 vs. Chicago-AL, also first multi-RBI game...hit first career home run, a two-run shot off Josh Judy, September 17 vs. Cleveland; it also marked first career three-hit game...had season-high six-game hit-streak, batting .520 (13-for-25) with five multi-hit games in that span...batted .392 (20-for-51) with five doubles, four home runs, 11 RBI, eight walks and eight runs scored in final 13 games September 17-28; recorded multiple hits in eight of those 13 contests...played 20 games at first base for Twins and batted fourth for 13 games...hit safely in 16 of 21 games...his .355 batting average in September was fourth highest among all rookies in baseball; also in September, his 14 RBI were tied for third most and his four home runs were tied for fourth most...his .355 September average ranked as fifth best among rookies in Twins history during September...was one of 11 rookies in club history to hit four-or-more homers in September...his 27 hits were tied for eighth most among Twins rookies...led entire Twins organization in hits (179), RBI (97), walks (80), total bases (276), at-bats (606) and games (163), and was tied for first in doubles (36)...among Twins minor leaguers he ranked first in RBI (83), second in hits (152), third in walks (68), fourth in runs (76), and seventh in doubles (30)...named best defensive first baseman in Eastern League by *Baseball America*...also ranked ninth best prospect in the Twins organization by same publication entering the 2012 season...named as the first baseman on MiLB.com's Twins organizational All-Star team.

**2010:** Invited to Twins spring training...assigned to minor league camp March 21, and began season at Double-A New Britain...transferred to Single-A Ft. Myers May 17...returned to New Britain June 10...named Twins minor league Player of the Week July 16 after batting .444 with one double, two RBI, three runs scored, four walks and a .545 on-base percentage in five games...participated in Arizona Fall League with Peoria Saguaros, batting .339 (37-for-109) with 11 doubles, two triples, 13 RBI, 16 runs scored and 12 walks in 29 games...his 11 doubles were tied for league-lead...hit .387 (29-for-75) off right-handed pitching in the AFL...ranked 18th best prospect in Twins organization by *Baseball America* entering 2011 season.

**2009:** Spent entire season at Single-A Ft. Myers...homered in three straight games June 9-11...named Florida State League Player of the Week June 22-28 after batting .500 (9-for-18) with one home run and nine RBI...selected to play in Florida State League All-Star Game...was Florida State League home run derby winner...recorded five consecutive two-hit games August 4-11...named to Florida State League Postseason All-Star

## GAME HIGHS

### 2013

**Hits:** 3, 3x, last 9/24 vs. DET

**HR:** 2, 6/22 at CLE

**RBI:** 2, 6x, last 9/15 vs. TB

**Grand Slams:** - -

**Hit-Streak:** 6, 5/29-6/4

**SB:** 1, 4/4 vs. DET

### CAREER

**Hits:** 3, 5x, last 9/24/13 vs. DET

**HR:** 2, 6/22/13 at CLE

**RBI:** 4, 9/4/12 at CWS

**Grand Slams:** - -

**Hit-Streak:** 8, 8/29-9/5/12

**SB:** 1, 4/4/13 vs. DET





team...ranked 17th best prospect in Florida State League by *Baseball America*...hit 14 of 16 home runs off right-handed pitching...led all Twins minor leaguers in walks (65) and strikeouts (109), second in RBI (73), and third in home runs...ranked 14th best prospect in Twins organization by *Baseball America* entering 2010.

**2008:** Spent entire season at Single-A Beloit...homered in three consecutive games April 5-7...batted .429 (6-for-14) with five runs scored, 10 RBI and three doubles to earn Twins minor league Player of the Week April 19-26...hit six home runs in 20 June games...disabled for remainder of season with a left hand fracture June 26...led the Miracle in home runs (14) and RBI (49), and tied for most walks (52) in the Twins system...ranked as the best power-hitting prospect in the Twins organization and 14th best prospect by *Baseball America* entering the 2009 season.

**2007:** Spent entire season at Single-A Beloit...batted .385 (5-for-13) with one triple, one home run and three RBI as Twins minor league Player of the Week June 22-28...led the Snappers in doubles (23), home runs (15) and RBI (70)...ranked 12th best prospect in Twins system by *Baseball America* entering 2008.

**2006:** Started professional career with the GCL Twins and played in 45 games...homered in first professional game June 29 at GCL Pirates...promoted to Beloit August 20...finished third in the GCL in home runs (8) and slugging, fourth in RBI (32) and fifth in extra-base hits (19)...ranked second best prospect in the GCL by *Baseball America*...ranked fourth best prospect in the Twins organization by *Baseball America* entering the 2007 season...ranked as the best hitter for average in Twins organization by *Baseball America* entering the 2007 season.

**PROFESSIONAL:** Selected by the Twins in the first round (20th overall) in the 2006 First-Year Player Draft; signed by scout John Leavitt.

#### PARMELEE'S PLAYING RECORD

YEAR	CLUB	AVG	G	AB	R	H	2B	3B	HR	RBI	SH	SF	HB	BB	SO	SB	CS	E	OBP
2006	GCL Twins	.279	45	154	29	43	7	4	8	32	0	2	0	23	47	3	3	5	.369
	Beloit	.227	11	22	2	5	1	0	0	2	0	0	0	5	9	0	2	0	.370
2007	Beloit	.239	128	447	56	107	23	5	15	70	0	4	4	46	137	8	4	7	.313
2008	Beloit	.239	69	226	41	54	10	3	14	49	1	5	5	52	83	3	1	6	.385
2009	Ft. Myers	.258	123	422	61	109	27	1	16	73	0	8	6	65	109	2	2	11	.359
2010	Ft. Myers	.338	22	80	9	27	2	1	2	17	0	0	0	13	11	0	1	1	.430
	New Britain	.275	111	411	51	113	25	2	6	44	0	7	2	43	70	3	2	11	.341
2011	New Britain	.287	142	530	76	152	30	5	13	83	0	9	3	68	94	0	1	6	.366
	MINNESOTA	.355	21	76	8	27	6	0	4	14	0	0	0	12	13	0	0	2	.443
2012	Rochester	.338	64	228	45	77	17	1	17	49	0	2	1	51	52	1	1	2	.457
	MINNESOTA	.229	64	192	18	44	10	2	5	20	0	1	4	13	52	0	0	2	.290
2013	Rochester	.231	45	173	23	40	13	1	3	22	0	2	1	22	32	1	0	1	.318
	MINNESOTA	.228	101	294	21	67	13	0	8	24	0	3	3	33	81	1	1	2	.309
Minor League Totals		.270	760	2693	393	727	155	23	94	441	1	39	22	388	644	21	17	50	.362
Major League Totals		.246	186	562	47	138	29	2	17	58	0	4	7	58	146	1	1	6	.322

#### PARMELEE'S CAREER FIELDING RECORD

POSITION	PCT	G	PO	A	E	TC	DP	PB
Outfield	.986	87	135	7	2	144	0	—
First Base	.994	81	612	49	4	665	77	—
Totals	.993	168	747	56	6	809	77	—

#### TWINS MILESTONE WINS

WIN	DATE	OPPONENT	SCORE	WINNING PITCHER
1	April 11, 1961	at New York-AL	6-0	Pedro Ramos
500	August 23, 1966	at Washington	7-0	Jim Kaat
1,000	July 12, 1972	vs. Milwaukee	7-1	Bert Blyleven
1,500	August 17, 1978	vs. Kansas City	6-5	Roger Erickson
2,000	September 25, 1985	at Texas	5-1	Bert Blyleven
2,500	September 28, 1991	at Toronto	5-0	Jack Morris
3,000	May 4, 1999	vs. New York-AL	8-4	Mike Lincoln
3,500	May 7, 2005	at Tampa Bay	8-1	Kyle Lohse
4,000	September 12, 2010	at Cleveland	6-2	Kevin Slowey





# MIKE PELFREY

**HEIGHT/WEIGHT:** 6-7/249

**BATS/THROWS:** R/R

**BORN:** 1/14/84 at Wright-Patterson AFB, OH **OPENING DAY AGE:** 30

**RESIDES:** Wichita, KS

**ACQUIRED:** Signed as free agent, 12/23/13

**M.L. SERVICE:** 6 years, 122 days

**CONTRACT STATUS:** Signed thru 2015



**PERSONAL:** Michael Alan Pelfrey (pronounced PELL-free)...wife, Angela...son, Chase (8/6/09), and daughter, Madison Caroline (2/4/11)...2002 graduate of Heights High School in Wichita, KS...four-year captain on the baseball team and played one year of basketball...named 2001 Kansas Gatorade Player of the Year, a 2001 Rawlings District-V All-American and the 2002 Proline Kansas Player of the Year...named All-State in baseball in 2001 and 2002...helped Team USA win a gold medal at the FISU II World University Baseball Championship in Tainan, Taiwan in 2004, going 1-1 with 20 strikeouts in 16.2 innings pitched in three starts.

## 2013:

- Opened season with Minnesota after signing as a free agent December 20, 2012.
- Made Twins debut April 4 vs. Detroit, allowing two runs (none earned) on five hits in 5.2 innings pitched and earned the win.
- Posted a 6.11 ERA (70.2 IP, 48 ER) in first 14 starts April 4-June 18; posted a 3.45 ERA (62.2 IP, 24 ER) July 6-August 31.
- Set career-high with six walks August 25 at Cleveland.
- Set season-high with seven strikeouts three times, one short from tying his career-high.
- Ranked second on the Twins staff in innings pitched (152.2 IP) and tied for first in strikeouts (101).
- Signed a two-year contract with the Twins December 23.

**2012:** Opened season as the Mets number four starter, making first start April 9 vs. Washington, allowing three runs on 10 hits in 5.2 innings with one walk and eight strikeouts but did not factor into the decision...experienced right elbow discomfort in third start; allowed one run on six hits in 8.0 innings pitched April 21 vs. San Francisco; placed on the 15-day disabled list and had "Tommy John" surgery on right elbow May 1, a procedure performed by Dr. James Andrews in Gulf Breeze, FL.

**2011:** Made first career Opening Day start April 1 at Florida, suffering the loss, allowing five runs in 4.1 innings pitched...went 2-1, 3.09 ERA (35.0 IP, 12 ER) with opponents batting .217 in five May starts...pitched third career complete game June 18 vs. Los Angeles-AL and fourth career complete game July 27 at Cincinnati...did not allow a home run July 27-September 9, a stretch of 10 games, including nine starts (45.1 IP)...had the fourth lowest run support in baseball (minimum of 33 starts), with 78 runs scored, 2.36 per game...made 33 starts and pitched 193.2 innings, becoming the third Mets pitcher since 1980 to start at least 31 games and throw at least 175.0 innings in at least four straight seasons -- Ron Darling (1984-89) and Tom Glavine (2003-07).

**2010:** Went 8-1, 2.23 ERA (80.2 IP, 20 ER) in first 12 starts, becoming just third Mets pitcher since 1991 to win at least eight of first 12 starts and record an ERA under 2.50 (Bobby Jones in 1997, 10-2, 2.22 ERA and Johan Santana in 2009, 8-3, 2.39 ERA)...earned first professional save April 17 at St. Louis, tossing 1.0 scoreless inning...led the majors and tied a franchise record (Nolan Ryan - 1970) with a 0.69 ERA (26.0 IP, 2 ER) in April...posted 27.0-inning scoreless streak April 9-May 1...won ninth game in 10th decision June 13 at Baltimore, becoming the fifth pitcher in franchise history to win nine-plus games in their first 10 decisions -- Terry Leach (10-0 in 1987), David Cone and Dwight Gooden (both 9-1 in 1988), and Al Leiter (9-1 in 2000)...recorded 15th win September 16 vs. Pittsburgh, becoming the 10th right-hander in Mets history to record at least 15 wins in a season; the start also marked his 30th of the season, making him the first Met to make at least 30 starts in three consecutive seasons since Tom Glavine went five straight seasons from 2003-07...went 10-3, 2.83 ERA (124.0 IP, 39 ER) in 19 starts at home...set career-highs in wins (15), ERA (3.66), starts (33), innings pitched (204.0) and strikeouts (113).

**2009:** Started the first ever regular season game at Citi Field April 13 vs. San Diego, throwing the first pitch at 7:11 pm to Jody Gerut who homered later in the at-bat; allowed five runs on eight hits in 5.0 innings and did not factor into the decision...won four straight decisions April 8-May 7...balked three times May 17 at San Francisco, becoming the first pitcher since Al Leiter April 23, 1994 to do so...had first career extra-base hit (double) June 10 vs. Philadelphia...tossed season-high 8.0 innings September 6 vs. Chicago-NL.

**2008:** Made Mets Opening Day roster for first time in career and spent the entire season there...named National League Player of the Week July 7-13, going 2-0, 0.00 ERA (15.0 IP) with 10 strikeouts...tossed 19.0 straight scoreless innings July 3-20...tossed first career complete game August 20 vs. Atlanta, allowing three runs on three hits with three walks and three strikeouts...pitched second complete game August 25 vs. Houston, becoming the first Mets pitcher to pitch consecutive complete games since Rick Reed in 2001...recorded 11 wins from May 31 through the end of the season, sixth-most in the NL; also pitched 151.2 innings which ranked fifth in that span...tied for second in baseball, tied for NL-lead and set a Mets franchise record with 29 ground into double plays.

**2007:** Began season as the 20th best prospect in baseball according to *Baseball America*...split season between Single-A St. Lucie, Triple-A New Orleans and New York Mets; had four stints with the Mets during the season April 13-May 13, July 1-16, July 28-29 and September 1 through the end of the season...made first start April 13 vs. Washington, allowing six hits on two runs (1 earned), with four walks and two strikeouts; became the youngest Mets pitcher to make an April start since 1996...recorded first major league hit July 1 at Philadelphia, singling off Kyle Kendrick...combined to go 6-14, 4.72 ERA (152.2 IP, 80 ER) in 30 games (28 starts) between all three levels combined.

## GAME HIGHS

### 2013

**IP:** 7.0, 2x, last 8/31 at TEX

**Walks:** 6, 8/25 at CLE

**SO:** 7, 4x, last 9/6 vs. TOR

**CG:** --

**Win-Streak:** 1, 5x, last 8/20

**Low-Hit:** --

### CAREER

**IP:** 9.0, 5x, last 7/27/11 at CIN

**Walks:** 6, 8/25/13 at CLE

**SO:** 8, 3x, last 4/9/12 vs. WAS

**CG:** 4, last 7/27/11 at CIN

**Win-Streak:** 7, 6/16-7/25/08

**Low-Hit:** 3, 8/20/08 vs. ATL





**2006:** Began season as 36th best prospect in baseball according to *Baseball America*...started season with Single-A St. Lucie...promoted to Double-A Binghamton April 26...named to Eastern League All-Star team...recalled by the Mets July 8 and made major league debut that night, earning the win in the second game of a double header vs. Florida; allowed three runs (2 earned) on five hits in 5.0 innings, with four walks and three strikeouts...became the first Mets starting pitcher to win major league debut since Matato Yoshi April 5, 1998...made four starts for the Mets and was optioned to Triple-A Norfolk August 2...recalled by the Mets again September 13 but did not appear.

**AMATEUR CAREER:** Attended Wichita State from 2003-05, going 33-7, 2.17 ERA (359.2 IP, 87 ER) with 69 walks and 366 strikeouts in 52 career games (51 starts)...2003: Went 10-2, 2.49 ERA (104.2 IP, 29 ER) in 17 games (16 starts) as a freshman; led the Missouri Valley Conference in ERA (2.49) and was second in strikeouts (98)...named MVC Freshman of the Year and was First-Team All-Missouri Conference honoree...earned Freshman All-America honors by Collegiate Baseball and *Baseball America*...2004: Went 11-2, 2.18 ERA (115.1 IP, 28 ER) in 16 starts as a sophomore; named Missouri Valley Conference Pitcher of the Year, and was a finalist for the Roger Clemens Award; earned Second-Team All-America honors by *Baseball America*, Collegiate Baseball, American Baseball Coaches Association, *Sports Weekly* and CollegeBaseballInsider.com and was a Third-Team All-American selection by the National Collegiate Baseball Writers Association...2005: Went 12-3, 1.93 ERA (139.2 IP, 30 ER) with seven complete games in 19 starts as a junior...named Missouri Valley Conference Pitcher of the Year becoming the only pitcher to win that award twice (sophomore), named First-Team All-America by Collegiate Baseball and a Second-Team All-America by *Sports Weekly*...finished second on the school's all-time strikeouts list (366) and ranked seventh in innings pitched (359.2), ninth in complete games (14) and shutouts (14), and 10th in winning percentage (.825)...ranked fifth best prospect in the draft and fourth best collegiate pitcher by *Baseball America*.

**PROFESSIONAL:** New York Mets first round pick (9th overall) in 2005 First-Year Player Draft; signed by scout Larry Chase...originally drafted by Tampa Bay in the 15th round of the 2002 First-Year Player Draft, but did not sign.

### PELFREY'S PITCHING RECORD

YEAR	CLUB	W-L	ERA	G	GS	CG	SH	SV	IP	H	R	ER	HR	HB	BB	SO	WP	BK	BAA
2006	St. Lucie	2-1	1.64	4	4	0	0	0	22.0	17	5	4	1	1	2	26	3	0	.224
	Binghamton	4-2	2.71	12	12	0	0	0	66.1	60	23	20	2	4	26	77	2	0	.244
	<b>NEW YORK-NL</b>	<b>2-1</b>	<b>5.48</b>	<b>4</b>	<b>4</b>	<b>0</b>	<b>0</b>	<b>0</b>	<b>21.1</b>	<b>25</b>	<b>14</b>	<b>13</b>	<b>1</b>	<b>3</b>	<b>12</b>	<b>13</b>	<b>2</b>	<b>0</b>	<b>.305</b>
	Norfolk	1-0	2.25	2	2	0	0	0	8.0	4	2	2	1	0	5	6	0	0	.148
2007	St. Lucie	0-0	3.00	1	1	0	0	0	6.0	5	3	2	1	2	3	2	0	0	.250
	New Orleans	3-6	4.01	14	14	0	0	0	74.0	74	35	33	6	6	26	56	2	0	.261
	<b>NEW YORK-NL</b>	<b>3-8</b>	<b>5.57</b>	<b>15</b>	<b>13</b>	<b>0</b>	<b>0</b>	<b>0</b>	<b>72.2</b>	<b>85</b>	<b>47</b>	<b>45</b>	<b>6</b>	<b>9</b>	<b>39</b>	<b>45</b>	<b>3</b>	<b>0</b>	<b>.298</b>
2008	<b>NEW YORK-NL</b>	<b>13-11</b>	<b>3.72</b>	<b>32</b>	<b>32</b>	<b>2</b>	<b>0</b>	<b>0</b>	<b>200.2</b>	<b>209</b>	<b>86</b>	<b>83</b>	<b>12</b>	<b>13</b>	<b>64</b>	<b>110</b>	<b>2</b>	<b>0</b>	<b>.276</b>
2009	<b>NEW YORK-NL</b>	<b>10-12</b>	<b>5.03</b>	<b>31</b>	<b>31</b>	<b>0</b>	<b>0</b>	<b>0</b>	<b>184.1</b>	<b>213</b>	<b>112</b>	<b>103</b>	<b>18</b>	<b>7</b>	<b>66</b>	<b>107</b>	<b>1</b>	<b>6</b>	<b>.289</b>
2010	<b>NEW YORK-NL</b>	<b>15-9</b>	<b>3.66</b>	<b>34</b>	<b>33</b>	<b>0</b>	<b>0</b>	<b>1</b>	<b>204.0</b>	<b>213</b>	<b>88</b>	<b>83</b>	<b>12</b>	<b>6</b>	<b>68</b>	<b>113</b>	<b>1</b>	<b>1</b>	<b>.275</b>
2011	<b>NEW YORK-NL</b>	<b>7-13</b>	<b>4.74</b>	<b>34</b>	<b>33</b>	<b>2</b>	<b>0</b>	<b>0</b>	<b>193.2</b>	<b>220</b>	<b>111</b>	<b>102</b>	<b>21</b>	<b>7</b>	<b>65</b>	<b>105</b>	<b>2</b>	<b>2</b>	<b>.286</b>
2012	<b>NEW YORK-NL</b>	<b>0-0</b>	<b>2.29</b>	<b>3</b>	<b>3</b>	<b>0</b>	<b>0</b>	<b>0</b>	<b>19.2</b>	<b>24</b>	<b>5</b>	<b>5</b>	<b>0</b>	<b>0</b>	<b>4</b>	<b>13</b>	<b>1</b>	<b>0</b>	<b>.300</b>
2013	Cedar Rapids	1-0	3.00	1	1	0	0	0	6.0	2	2	2	1	1	0	6	0	0	.100
	<b>MINNESOTA</b>	<b>5-13</b>	<b>5.19</b>	<b>29</b>	<b>29</b>	<b>0</b>	<b>0</b>	<b>0</b>	<b>152.2</b>	<b>184</b>	<b>92</b>	<b>88</b>	<b>13</b>	<b>6</b>	<b>53</b>	<b>101</b>	<b>1</b>	<b>0</b>	<b>.300</b>
	Minor League Totals	11-9	3.11	34	34	0	0	0	182.1	162	70	63	12	14	62	173	7	0	.241
	National League Totals	50-54	4.36	153	149	4	0	1	896.1	989	463	434	70	45	318	506	12	9	.284
	American League Totals	5-13	5.19	29	29	0	0	0	152.2	184	92	88	13	6	53	101	1	0	.300
	Major League Totals	55-67	4.48	182	178	4	0	1	1049.0	1173	555	522	83	51	371	607	13	9	.286

### PELFREY'S CAREER FIELDING RECORD

POSITION	PCT	G	PO	A	E	TC	DP	PB
Pitcher	.964	182	68	146	8	222	13	—

### PELFREY'S BATTING RECORD

BATTING	AVG	AB	R	H	2B	3B	HR	RBI	SH	SF	HB	BB	SO	SB	CS	OBP
Career	.098	265	13	26	5	0	0	13	24	1	2	13	71	0	0	.146

### EARNED RUNS RULE

**The determination of earned-runs is as follows:**

'An earned-run is a run for which the pitcher is held accountable. In determining earned-runs, the inning should be reconstructed without the errors and passed balls, and the benefit of the doubt should always be given to the pitcher in determining which bases would have been reached with errorless play.'

Until 1969, a reliever could not be charged with an earned-run if he entered the game after the side could have been retired but for an error, no matter how many runs he subsequently gave up in that inning. Now, runs scored by batters who reach base off the reliever are charged as earned on that pitcher's record. They are not, however, charged as earned against the team as a whole. Therefore, a discrepancy may occur between the total earned-runs charged against a team and the sum total of the earned-runs charged against the individual pitchers of that team.





# GLEN PERKINS

**HEIGHT/WEIGHT:** 6-0/204  
**BORN:** 3/2/83 in St. Paul, MN  
**RESIDES:** Lakeville, MN

**ACQUIRED:** 1st round (22nd overall), 2004 First-Year Player Draft  
**M.L. SERVICE:** 6 years, 10 days  
**CONTRACT STATUS:** Signed thru 2015

**BATS/THROWS:** L/L  
**OPENING DAY AGE:** 31



**PERSONAL:** Glen Weston Perkins...wife, Alisha (Weber)...daughters, Addison (11/21/06) and Lyla (8/10/08)...2001 graduate of Stillwater (MN) High School where he was named All-State in 2001...attended University of Minnesota where he was named First-Team All-Big Ten, Big Ten Freshman of the Year, *Baseball America* First-Team Freshman All-American and was one of four collegiate baseball Freshman of the Year in 2003...set school single season record for strikeouts (117) in 2003...named Big Ten Pitcher of the Year and First-Team All-Big Ten in 2004...selected to Louisville Slugger team, Second-Team Collegiate Baseball News, Third-Team *Baseball America* and Third-Team ABCA All-American teams in 2004...named Midwest Scouts Association College Player of the Year in 2004...was first Big Ten pitcher in history to win all of his conference starts, going 8-0 in 2004...active supporter of the Leukemia & Lymphoma Society, participating in inaugural Lefties Lunkers fishing tournament and the Light The Night Walk...along with his wife, Alisha, hosts Fifteen's 5K run to benefit the Cystic Fibrosis Foundation.

## 2013:

- Earned the win in first appearance April 3 vs. Detroit, tossing 1.0 scoreless inning.
- Converted each of his first seven save opportunities April 6-May 9.
- Struck out at least one batter in 18 consecutive appearances April 16-June 4, totaling 31 in that span (17.2 IP).
- Did not allow a run in 11 June appearances (11.0 IP), allowing just four hits and one walk.
- Converted 14 consecutive save opportunities May 29-July 22...did not allow a run in that span, 19 straight appearances (19.1 IP).
- Did not allow a home run in 23 consecutive appearances May 25-July 23 with Twins went 22-1 in that span.
- Walked just two batters in a 25-game span (25.1 IP) May 15-July 22.
- Saved 21 games, posted a 1.82 ERA (34.2 IP, 7 ER) and held opponents to a .172 batting average in the first half and was selected to the American League All-Star team, the first of his career...he became the fourth Minnesota native to represent the Twins in the All-Star Game (Kent Hrbek, Jack Morris and Joe Mauer).
- Recorded 46th career save August 9 at Chicago-AL, passing Matt Capps (45) and moving into sole possession of 10th place on the Twins all-time list.
- Recorded 30th save August 22 at Detroit, becoming the 13th pitcher in club history to reach the 30-save plateau in a single season.
- Recorded 51st career save September 9 vs. Los Angeles-AL, tying Bill Campbell for ninth on Twins all-time list...recorded 52nd career save September 10 vs. Oakland, passing Campbell and moving into sole possession of ninth place.
- Recorded 54th career save September 18 at Chicago-AL, tying Mike Marshall for eighth on the Twins all-time list.
- Led Twins relievers in strikeouts (77) and ranked third in the AL among left-handed relievers...struck out at least one batter in 49 of 61 appearances and multiple batters in 25 appearances.
- Ranked seventh in the AL in save percentage (90.0), ninth in saves (36) and opponent batting average for relievers (.196).
- Was given the Joseph W. Haynes Award for Twins Pitcher of the Year, voted on by the Twins Cities Chapter of the BBWAA...also given Carl R. Pohlad Community Service Award, voted on by the Twins Community Fund Board of Directors.

## MAJOR LEAGUE PITCHING LEADERS

### OPPONENT BATTING AVERAGE AMONG CLOSERS IN 2013 (MIN. 30 SAVES)

1. Joe Nathan, TEX.....	.162
2. Aroldis Chapman, CIN.....	.164
3. Craig Kimbrel, ATL.....	.166
4. Greg Holland, KC.....	.170
5. Glen Perkins, MIN.....	.196

posting a 1.23 ERA (22.0 IP, 3 ER) in that span...walked just one batter in final 19 appearances (67 batters-faced) August 15-October 1...struck out multiple batters on 24 occasions and three batters on six occasions...was one of just two AL relievers and seven relievers in baseball with at least 10 holds (11) and 15 saves (16), the others being Santiago Casilla (12 H, 25 S), Steve Chisek (13 H, 15 S), Heath Bell (13 H, 19 S), Jonathan Broxton (10 H, 27 S), Grant Balfour (15 H, 24 S) and Tyler Clippard (13 H, 32 S)...ranked second in baseball in saves for a left-hander (16) behind Aroldis Chapman (38)...tied for fourth in AL in games among lefties (70)...named to 2013 USA roster for World Baseball Classic.

## GAME HIGHS

### 2013

**IP:** 2.0, 9/23 vs. DET  
**Walks:** 3, 7/23 at LAA  
**SO:** 3, 3x, last 8/29 vs. KC  
**CG:** - -  
**Save-Streak:** 14, 5/29-7/22  
**Low-Hit:** - -

### CAREER

**IP:** 8.0, 6x, last 4/19/09 vs. LAA  
**Walks:** 4, 5/13/09 vs. DET  
**SO:** 7, 6/30/08 vs. DET  
**CG:** - -  
**Save-Streak:** 14, 5/29-7/22/13  
**Low-Hit:** - -





**2011:** Made Twins Opening Day roster for second time in career and first time since 2009...did not allow a run in first 10 appearances (9.1 IP) April 1-24...allowed just one run in first 17 appearances (18.2 IP) April 1-May 13 for a 0.48 ERA in that span...struck out 13 of 31 batters faced (42%) in a seven-game span (8.0 IP) May 7-18...placed on 15-day disabled list with a right oblique strain May 22...went on rehab assignment to Triple-A Rochester June 11-16; reinstated June 17...did not allow a home run in first 47 appearances (45.1 IP) April 1-August 8, until allowing one to David Ortiz August 10 vs. Boston...walked just one batter (Paul Konerko, July 9; intentionally) in a 19-game stretch (16.2 IP) June 28-August 5...allowed just one run in a 20-game span, posting a 0.51 ERA (17.2 IP, 1 ER) June 26-August 5...allowed just two hits in an 18-game span, holding opponents to a .041 average (2-for-49), June 29-August 5...recorded first career save with 0.2 scoreless inning July 3 vs. Milwaukee...recorded second career save in next appearance July 5 vs. Tampa Bay, pitching 0.1 scoreless inning (3 pitches)...posted a three-game winning streak July 16-26...48 of 65 appearances were scoreless and allowed multiple runs on just two occasions (back-to-back appearances, August 6 vs. Chicago-AL and August 8 vs. Boston)...struck out two-plus batters in 20 of 65 appearances...posted 9.49 strikeouts-per-9.0 innings ratio...struck out at least one batter in 42 of 65 appearances...his 65 strikeouts were second most in the American League for a lefty reliever behind Chicago's Chris Sale (79), and were eighth most in baseball...his 65 appearances were sixth most for a lefty reliever in the American League...his strikeouts-per-9.0 innings ratio was 12th best in the American League for pitchers with a minimum of 50.0 innings pitched...ranked third on the Twins staff in appearances...led Twins staff in strikeouts-per-9.0 innings...was the recipient of the Joseph W. Haynes Award as the Twins Pitcher of the Year and the Charles O. Johnson Award as the Most Improved Twin, both awards voted on by the Twins Cities chapter of the BBWAA.

**2010:** Started season with Triple-A Rochester...had season-high nine strikeouts (5.2 innings) May 27 at Durham...recalled by Twins August 11 and made a start that same night at Chicago-AL, allowing six runs (4 earned) on five hits in 4.2 innings pitched...made three appearances out of the bullpen for the Twins before being optioned to Rochester August 27...recalled to Twins September 6...finished season at Rochester with a record of 4-9, 5.81 ERA (124.0 IP, 80 ER) with 98 strikeouts and 36 walks in 26 games (24 starts)...pitched 6.0-plus innings in six of last 11 starts for Red Wings...did not allow a run in five consecutive appearances (6.1 IP) September 7-21...earned only major league win of season, tossing 1.0 scoreless inning of relief September 21 vs. Cleveland; the win was eventual AL Central clinching victory for the Twins.

**2009:** Made Twins Opening Day roster for first time in career as Twins number four starter...tossed 8.0 innings in each of first three starts April 9-19, including first win April 19 vs. Los Angeles-AL...allowed no more than two runs in any of those first three starts, becoming first pitcher to begin a season with three straight games of at least 8.0 innings and two-or-fewer runs allowed since Pat Hentgen did it for Baltimore in 2001...no other pitcher has started a season with a three-game streak of that kind for Twins since the club relocated to Minnesota in 1961...placed on 15-day disabled list with inflammation in left elbow May 18...made two rehab starts at Single-A Ft. Myers and returned to Twins June 16...placed on 15-day disabled list August 11 with left shoulder tendinitis...finished season with Triple-A Rochester.

**2008:** Began season at Triple-A Rochester...recalled and made first major league start May 10 vs. Boston...recorded first career win May 20 vs. Texas...earned second career win May 25 at Detroit...had season-high seven strikeouts June 30 vs. Detroit...tossed season-high 8.0 innings, allowing three runs on 10 hits for third career win June 19 vs. Washington...won five straight decisions June 19-July 18...tied for first in American League in July for wins (4)...recorded five straight wins in a six start span July 29-August 27, including two 8.0-shutout inning performances vs. New York-AL August 11, and at Los Angeles-AL August 22...logged 10th win on August 17 vs. Seattle, becoming 11th Twins pitcher in history to win at least 10 games in rookie season...recorded third most wins (12) for a Twins pitcher in his rookie season, tying Francisco Liriano (2006), Jesse Crain (2005), Mark Redman (2000) and Kevin Tapani (1990)...tied Jim "Mudcat" Grant (1965) and Camilo Pascual (1965) for fifth highest single-season winning percentage (.750) all-time for a Twins starter (minimum of 20 starts), and fourth highest by a left-handed pitcher (Frank Viola, .774, 1988; Johan Santana, .769, 2004; Santana, .760, 2006)...was also the best winning percentage for a rookie pitcher...12 wins tied him for sixth in the American League for victories by a left-handed pitcher.

**2007:** Began season at Triple-A Rochester...recalled April 12...placed on 15-day disabled list with a muscle strain in left shoulder May 22...pitched in one game for GCL Twins on rehab assignment July 11...had rehab assignment transferred to Ft. Myers July 14-18...assigned to New Britain on injury rehab August 17-30...reinstated from disabled list September 11...did not allow a run in seven appearances (5.0 IP) September 12-28...ranked 14th best prospect in the Twins organization by *Baseball America* entering the 2008 season.

**2006:** Began season at Double-A New Britain and recorded first win May 19 allowing just one run in 7.0 innings...tossed a complete game shutout June 4...averaged 10.05 strikeouts-per-9.0 innings at New Britain...promoted to Rochester September 3...contract selected by Minnesota September 19...made major league debut September 21 at Boston, becoming 27th native Minnesotan to play for the Twins; pitched 1.1 scoreless innings and struck out first batter he faced in major leagues...ranked second best prospect in Twins organization by *Baseball America* entering the 2007 season.

**2005:** Began season at Single-A Ft. Myers...disabled with sprained left wrist April 15-22...had season-high 14 strikeouts June 11 at Lakeland...Twins minor league Pitcher of the Week June 11-17...tossed season-high 9.0 innings and six-hit shutout June 16 vs. Clearwater...promoted to New Britain June 23...pitched for Grand Canyon in the Arizona Fall League...ranked fourth best prospect in Twins organization by *Baseball America* entering 2006 season.

**2004:** Began season at Rookie Elizabethton...was 1-0, 2.25 ERA (12.0 IP, 3 ER) in three starts July 6-17...promoted to Quad Cities July 21...was 2-0, 1.30 ERA (34.2 IP, 5 ER) in six starts August 8-September 4...pitched season-high 7.0 innings August 19 at Ft. Wayne.

**PROFESSIONAL:** Selected by the Twins in the first round (22nd overall) of the 2004 First-Year Player Draft; signed by scout Mark Wilson.

#### AMERICAN LEAGUE LEFT-HANDED RELIEF LEADERS - SINCE 2012

##### STRIKEOUTS

1. Glen Perkins .....	155
2. Jake McGee .....	148
3. Tim Collins .....	145
4. Charlie Furbush .....	133
5. Sean Doolittle .....	120

##### GAMES

1. Boone Logan .....	141
2. Jake McGee .....	140
3. Tim Collins .....	138
4. Matt Thornton .....	134
5. Glen Perkins .....	131

##### STRIKEOUTS-PER-9.0 IP

1. Jake McGee .....	11.29
2. Charlie Furbush .....	10.75
3. Tim Collins .....	10.61
4. Glen Perkins .....	10.49
5. Sean Doolittle .....	9.28



PERKINS' PITCHING RECORD																			
YEAR	CLUB	W-L	ERA	G	GS	CG	SH	SV	IP	H	R	ER	HR	HB	BB	SO	WP	BK	BAA
2004	Elizabethton	1-0	2.25	3	3	0	0	0	12.0	8	3	3	0	0	4	22	0	0	.186
	Quad Cities	2-1	1.30	9	9	0	0	0	48.1	33	9	7	2	3	12	49	0	0	.205
2005	Ft. Myers	3-2	2.13	10	9	2	1	0	55.0	41	14	13	2	1	13	66	2	0	.205
	New Britain	4-4	4.90	14	14	0	0	0	79.0	80	45	43	4	8	35	67	3	1	.263
2006	New Britain	4-11	3.91	23	23	2	1	0	117.1	109	60	51	11	6	45	131	3	1	.243
	Rochester	0-1	2.08	1	1	0	0	0	4.1	6	1	1	0	0	5	3	0	0	.333
	MINNESOTA	0-0	1.59	4	0	0	0	0	5.2	3	1	1	0	0	0	6	0	0	.150
2007	Rochester	0-0	1.50	1	1	0	0	0	6.0	2	1	1	1	0	1	2	0	0	.105
	MINNESOTA	0-0	3.14	19	0	0	0	0	28.2	23	10	10	2	2	12	20	2	0	.232
	New Britain	0-2	11.05	3	3	0	0	0	7.1	11	9	9	4	0	7	7	2	0	.344
	Ft. Myers	0-0	27.00	1	1	0	0	0	1.0	3	3	3	1	0	0	0	1	0	.500
	GCL Twins	0-0	1.80	3	3	0	0	0	5.0	3	1	1	0	1	2	6	1	0	.167
2008	Rochester	2-1	2.97	7	6	1	1	0	33.1	28	15	11	2	1	19	27	1	1	.220
	MINNESOTA	12-4	4.41	26	26	0	0	0	151.0	183	81	74	25	3	39	74	2	1	.301
2009	MINNESOTA	6-7	5.89	18	17	0	0	0	96.1	120	64	63	13	1	23	45	2	1	.304
	Ft. Myers	1-0	2.45	2	2	1	1	0	11.0	8	5	3	2	0	1	9	0	0	.195
	GCL Twins	0-0	0.00	1	1	0	0	0	1.0	0	0	0	0	0	0	0	0	0	.000
2010	Rochester	4-9	5.81	26	24	0	0	0	124.0	160	91	80	14	5	36	98	1	1	.309
	MINNESOTA	1-1	5.82	13	1	0	0	0	21.2	29	16	14	3	4	5	14	0	0	.337
2011	Rochester	0-0	0.00	2	1	0	0	0	3.0	4	0	0	0	0	0	2	0	0	.333
	MINNESOTA	4-4	2.48	65	0	0	0	2	61.2	55	19	17	2	1	21	65	3	0	.244
2012	MINNESOTA	3-1	2.56	70	0	0	0	16	70.1	57	25	20	8	3	16	78	3	0	.222
	MINNESOTA	2-0	2.30	61	0	0	0	36	62.2	43	16	16	5	3	15	77	0	0	.196
Minor League Totals		21-31	4.01	106	101	6	4	0	507.2	496	257	226	43	25	180	489	14	4	.254
Major League Totals		28-17	3.89	276	44	0	0	54	498.0	513	232	215	58	17	131	379	12	2	.269

PERKINS' CAREER FIELDING RECORD								
POSITION	PCT	G	PO	A	E	TC	DP	PB
Pitcher	.955	276	13	71	4	88	3	—

PERKINS' BATTING RECORD																
BATTING	AVG	AB	R	H	2B	3B	HR	RBI	SH	SF	HB	BB	SO	SB	CS	OBP
Career	.000	4	0	0	0	0	0	0	3	0	0	0	4	0	0	.000

PERKINS' DIVISION SERIES RECORD																			
YEAR	OPPONENT	W-L	ERA	G	GS	CG	SH	SV	IP	H	R	ER	HR	HB	BB	SO	WP	BK	BAA
2006	Oakland	0-0	0.00	1	0	0	0	0	0.1	2	0	0	0	0	0	0	0	0	.667

PERKINS' WORLD BASEBALL CLASSIC RECORD																			
YEAR	CLUB	W-L	ERA	G	GS	CG	SH	SV	IP	H	R	ER	HR	HB	BB	SO	WP	BK	BAA
2013	USA	0-0	9.00	2	0	0	0	0	2.0	3	2	2	0	0	2	2	0	0	.429

#### SAVES RULE

**Credit a pitcher with a save when he meets all three of the following conditions:**

- (1) He is the finishing pitcher in a game won by his club; and
- (2) He is not the winning pitcher; and
- (3) He qualifies under one of the following conditions:
  - (a) He enters the game with a lead of no more than three runs and pitches for at least one inning; or
  - (b) He enters the game with the potential tying run either on base, at bat or on deck; or
  - (c) He pitches effectively for at least three innings.

No more than one save may be credited in each game.

It is considered a 'blown save' when a pitcher who has entered a game in a save situation departs with the save situation no longer in effect because he has given up the lead. If the save situation still exists when he leaves the game, he is not charged with a save opportunity. And, if he has not given up the lead when he leaves the game, even though the save situation may no longer exist, he is not charged with a save opportunity.





# YOHAN PINO

**HEIGHT/WEIGHT:** 6-2/190

**BORN:** 12/26/83 in Turmero, Aragua, VZ

**RESIDES:** Aragua, VZ

**ACQUIRED:** Signed as minor league free agent, 12/12/13

**M.L. SERVICE:** None

**CONTRACT STATUS:** Signed thru 2014

**BATS/THROWS:** R/R

**OPENING DAY AGE:** 30

**NON-ROSTER INVITE**



**PERSONAL:** Yohan Jose Pino (pronounced PEEN-oh)...2002 graduate of U.E. Ramon Bastidas.

## 2013:

- Started season with Double-A Pensacola (Cincinnati) after signing as a minor league free agent January 20.
- Posted four scoreless appearances (1 start) with 11 strikeouts, three hits allowed and no walks in 11.0 innings pitched.
- Promoted to Triple-A Louisville April 18.
- Recorded season-high 10 strikeouts (6.2 IP) July 3 vs. Indianapolis.
- Went 2-0, 1.24 ERA (36.1 IP, 5 ER) with 31 strikeouts in six July games (5 starts), including a two-hit complete game shutout July 25 at Syracuse.
- Went 1-2, 2.60 ERA (27.2 IP, 8 ER) with six saves in 15 relief appearances for the Bats and 4-5, 3.46 ERA (93.2 IP, 36 ER) with one complete games as a starter.
- Held right-handed hitters to a .214 (60-for-281) average at Louisville and lefties to a .300 (54-for-180) average.
- Signed as a minor league free agent with Minnesota December 12.

**2012:** Spent majority of season with Double-A New Hampshire (Toronto) but had three different stints with Triple-A Las Vegas, where he allowed 23 runs in 9.1 innings pitched over three starts...pitched two complete games — July 8 vs. New Britain (7.0 IP) and July 27 at Altoona (6.0 IP)...went 5-1, 1.89 ERA (38.0 IP, 8 ER) in six August starts for New Hampshire...recorded season-high 10 strikeouts (7.0 IP) August 29 vs. Portland...played for Tigres de Aragua in the VWL, going 4-5, 4.54 ERA (41.2 IP, 21 ER) with six walks and 35 strikeouts in 27 games...declared minor league free agency following the season.

**2011:** Started season with Double-A Akron (Cleveland) and pitched in three games before being acquired by Toronto via trade in exchange for cash considerations; reported to Double-A New Hampshire...pitched complete game August 19 at New Britain, allowing three runs (2 earned) on seven hits and was dealt the loss...set season-high and tied career-high with 10 strikeouts in next start August 25 vs. Harrisburg...posted a 3.15 ERA (34.1 IP, 12 ER) with just four walks and 38 strikeouts in seven August games (5 starts).

**2010:** Spent entire season with Triple-A Columbus (Cleveland)...went 4-0, 3.60 ERA (30.0 IP, 12 ER) in first five starts April 11-May 2 and went 6-9, 6.18 ERA (118.0 IP, 81 ER) in final 21 games from May 8 on...placed on 7-day disabled list July 20 with right elbow inflammation; reinstated July 30...pitched 6.0-inning complete game August 10 at Syracuse, but was dealt the loss...recorded season-high and tied career-high with 10 strikeouts (6.0 IP) August 25 at Toledo...allowed a career-high 25 home runs, 14 by right-handers and 11 by left-handers...pitched for Aragua in Venezuelan Winter League, going 1-0, 2.61 ERA (10.1 IP, 3 ER) in six games.

**2009:** Began the season at Double-A New Britain (Minnesota)...went 5-1 with a 3.19 ERA in 32 games (4 starts) before being promoted to Triple-A Rochester July 20...made eight starts for the Red Wings, going 2-2, 2.82 ERA (51.0 IP, 16 ER)...was Player to Be Named Later in a trade to Cleveland in exchange for right-handed pitcher Carl Pavano which originally took place August 7; was officially traded to Cleveland August 28...combined to go 7-3, 3.03 ERA (113.0 IP, 38 ER) in 40 games (12 starts) between both levels of Minnesota organization at time of trade...the 3.03 ERA was the sixth lowest in the Twins system at the time of the trade...made two starts for Triple-A Columbus...combined to go 9-3, 2.83 ERA (127.0 IP, 40 ER) with opponents hitting .232 (110-for-475), 29 walks and 122 strikeouts in 42 games (14 starts) overall on the season...pitched 14 games for Aragua in the VWL, going, 3-3, 3.65 ERA (56.2 IP, 23 ER).

**2008:** Spent entire season at Double-A New Britain...posted a 1.80 ERA (25.0 IP, 5 ER) in six April games (4 starts)...placed on 7-day disabled list May 16-June 10 with a right shoulder strain...posted a 2.60 ERA (17.1 IP, 5 ER) in eight relief appearances and 4.91 ERA (91.2 IP, 50 ER) in 18 starts.

**2007:** Started season with Single-A Ft. Myers...named Florida State League Pitcher of the Week June 18-24, going 1-0, 0.00 ERA (15.0 IP) with 13 strikeouts...named Twins minor league Player of the Week July 6-12, after pitching a 7.0 inning no-hitter with seven strikeouts, earning the victory...promoted to New Britain July 20, where he finished the season.

**2006:** Spent second professional season with Single-A Beloit...named Midwest League All-Star...named Twins minor league Player of the Week July 28-August 4, going 2-0, 1.64 ERA (11.0 IP, 2 ER) with nine strikeouts...finished second in the ML in wins (14) and 2nd in Twins organization...named postseason Low-A All-Star by *Baseball America*.

**2005:** Spent first professional season with Rookie Elizabethton...named Appalachian League Pitcher of the Week August 22-29...led Appalachian League in wins (9) and was 3rd in innings pitched (67.2).

**PROFESSIONAL:** Originally signed by Minnesota as an undrafted free agent May 12, 2004 from Venezuela.

PLAYERS

2014  
ASG



PINO'S PITCHING RECORD																			
YEAR	CLUB	W-L	ERA	G	GS	CG	SH	SV	IP	H	R	ER	HR	HB	BB	SO	WP	BK	BAA
2004	DSL Twins	10-1	0.53	13	12	3	3	0	85.2	49	12	5	0	8	5	81	5	0	.161
2005	Elizabethton	9-2	3.72	12	12	1	0	0	67.2	68	31	28	3	2	13	64	3	0	.255
2006	Beloit	14-2	1.91	42	7	0	0	3	94.0	69	25	20	4	1	20	99	1	1	.198
2007	Ft. Myers	4-3	1.73	19	9	1	1	0	67.2	47	14	13	2	3	17	64	2	0	.192
	New Britain	2-4	5.13	9	8	0	0	0	47.1	57	28	27	6	2	9	40	0	0	.302
2008	New Britain	7-7	4.54	26	18	0	0	0	109.0	115	58	55	16	9	37	76	3	0	.274
2009	New Britain	5-1	3.19	32	4	0	0	0	62.0	61	24	22	4	5	16	64	2	0	.257
	Rochester	2-2	2.82	8	8	0	0	0	51.0	37	18	16	5	1	11	44	0	1	.199
	Columbus	2-0	1.29	2	2	0	0	0	14.0	12	2	2	0	0	2	14	1	0	.231
2010	Columbus	10-9	5.75	26	26	1	0	0	145.2	175	101	93	25	9	47	114	3	0	.294
2011	Akron	0-0	0.00	2	0	0	0	0	1.1	2	0	0	0	0	0	2	0	0	.400
	Las Vegas	0-0	10.80	1	0	0	0	0	1.2	2	2	2	0	0	2	0	0	0	.286
	New Hampshire	4-8	4.14	36	10	1	0	0	95.2	90	47	44	15	3	14	104	3	0	.245
2012	Las Vegas	0-2	22.18	3	3	0	0	0	9.1	29	23	23	1	0	3	8	0	0	.518
	New Hampshire	10-8	3.56	25	22	2	0	0	134.0	122	58	53	17	7	29	111	4	0	.238
2013	Pensacola	0-0	0.00	4	1	0	0	0	11.0	3	0	0	0	0	0	11	0	0	.086
	Louisville	5-7	3.26	31	16	1	1	6	121.1	114	52	44	7	1	30	107	2	1	.247
Minor League Totals		84-56	3.60	291	158	10	5	9	1118.1	1052	495	447	105	51	255	1003	29	3	.245

TWINS LONGEST GAMES BY INNING						
DATE	OPPONENT	INN	TIME	SCORE	WINNER	LOSER
8-31-93	Cleveland	22	6:17	5-4	Merriman	Grimsley
5-12-72	Milwaukee	22	5:47	3-4	Colborn	Blyleven
8-9-67	Washington	20	5:40	7-9	Baldwin	Roland
8-25-76	at New York-AL	19	5:27	4-5	Jackson	Burgmeier
7-26-67	at New York-AL	18	4:35	3-2	Worthington	Tillotson
7-19-69	at Seattle	18	5:41	11-7	Perry	Gelnar
9-6-69	at Oakland	18	5:17	8-6	Kaat	Lauzerique
8-8-04	Oakland	18	4:57	5-6	Hammond	Mulholland
4-9-69	at Kansas City	17	4:32	3-4	Burgmeier	Miller
8-28-76	at Cleveland	17	4:55	3-4	Buskey	Hughes
9-17-77	at Texas	17	5:12	4-5	Barker	Carrithers
5-7-95	at Cleveland	17	6:36	9-10	Poole	Guthrie
7-25-69	at Cleveland	16	4:26	4-2	Perranoski	Paul
7-12-75	at New York-AL	16	5:11	7-8	Martinez	Burgmeier
4-20-82	at Oakland	16	5:03	3-4	Beard	Castillo
6-11-86	Texas	16	4:32	2-6	Williams	Jackson
5-4-04	at Seattle	16	4:48	3-4	Villone	Greisinger
8-15-05	at Chicago-AL	16	5:09	9-4	Romero	Adams
7-3-09	Detroit	16	5:07	9-11	Dolsi	Dickey





# JOSMIL PINTO

**HEIGHT/WEIGHT:** 5-11/210  
**BORN:** 3/31/89 in Valencia, VZ  
**RESIDES:** San Joaquin, VZ

**ACQUIRED:** Signed as an undrafted free agent, 2/14/06  
**M.L. SERVICE:** 30 days  
**CONTRACT STATUS:** Signed thru 2014

**BATS/THROWS:** R/R  
**OPENING DAY AGE:** 25



**PERSONAL:** Josphil Oswaldo Pinto (pronounced HOSE-meel PEEN-toe)...attended school at (U.E.) Franciscana Kumbaya in Venezuela.

## 2013:

- Participated in his first Twins major league spring training and was optioned March 11...began season with Double-A New Britain.
- Recorded two homer game April 10 at Harrisburg.
- Hit safely in 16 straight games June 25-July 13.
- Named Eastern League Postseason All-Star and played in Eastern League All-Star game for the East, going 2-for-4 with a double as the designated hitter.
- Promoted to Triple-A Rochester August 1 and played in 19 games.
- Hit .309 (141-for-456) with 32 doubles, 15 home runs, 74 RBI and 10 three-hit games in 126 games between Triple-A and Double-A combined.
- Recalled by Minnesota August 31.
- Made major league debut September 1 at Texas, going 2-for-4 with an RBI-double and a run scored...first major league hit, a double off Travis Blackley.
- Recorded first four-hit game and drew a walk September 3 at Houston in his second major league game, becoming the third Twin to record four hits in either their first or second career game, the previous two being Kirby Puckett May 8, 1984 at California (1st game) and Wilson Ramos May 2, 2010 at Cleveland (1st game).
- Recorded 13 hits in first 23 at-bats with five doubles...in Twins history, only Kirby Puckett in 1984 had more hits (16) in his first seven games than Pinto's 13; Pinto's five doubles marked the most for any player in club history...according to Elias, since 1980, only one player has had at least 20 at-bats and a higher batting average than Pinto (.565 average) in his first seven games; Cincinnati's Jay Bruce was 15-for-26 (.577) at that point of his career.
- Hit safely in 15 of 21 games with the Twins.
- Led all AL rookies in batting average (.342) in September, tied for first in home runs (4), third in hits (26) and RBI (12) and tied for fourth in doubles (5) during the month.
- Named catcher on MiLB.com Twins organizational All-Star team.
- Named minor league All-Star and Double-A All-Star by *Baseball America*.

## GAME HIGHS

### 2013

**Hits:** 4, 9/3 at HOU  
**HR:** 1, 4x, last 9/26 vs. CLE  
**RBI:** 3, 9/15 vs. TB  
**Grand Slams:** - -  
**Hit-Streak:** 5, 2x, last 9/17-23  
**SB:** - -

### CAREER

**Hits:** 4, 9/3/13 at HOU  
**HR:** 1, 4x, last 9/26/13 vs. CLE  
**RBI:** 3, 9/15/13 vs. TB  
**Grand Slams:** - -  
**Hit-Streak:** 5, 2x, last 9/17-23/13  
**SB:** - -



## MAJOR LEAGUE BATTING LEADERS

### AVERAGE FOR ROOKIES IN SEPTEMBER

1. A.J. Pollock, ARI	.352
2. Josphil Pinto, MIN	.342
3. Christian Yelich, MIA	.330
4. Ed Lucas, MIA	.321
5. Matt Adams, STL	.315

**2012:** Began season with Single-A Ft. Myers...batted .392 (31-for-79) in 20 July games and .356 (21-for-59) in 16 August games...hit five home runs in 10-game span July 25-August 4...named Florida State League All-Star selection and *Baseball America* High Class-A All-Star...promoted to Double-A New Britain August 22...hit safely in 10 of 12 games for the Rock Cats...batted .295 (117-for-396) with 26 doubles, 14 home runs and 60 RBI in 105 games between the two levels combined...named catcher on MiLB.com Twins organizational All-Star team...added to Twins 40-man roster in November.

**2011:** Began season with Single-A Beloit, playing in nine games...promoted to Single-A Ft. Myers May 4...had season-high seven-game hitting streak July 22-31...batted .301 (25-for-83) against left-handed pitchers...played eight games for Tigres de Aragua in the Venezuelan Winter League.

**2010:** Spent entire season with Single-A Beloit, finishing fourth on team in home runs (10)...hit two home runs with season-high four RBI June 4 at Ft. Wayne...had season-high 10-game hitting streak August 21-September 1...played one game for Tigres de Aragua of the Venezuelan Winter League.

**2009:** Spent season with Rookie Elizabethton...named Twins minor league Player of the Week August 28, batting .357 (10-for-28) with six runs, eight RBI, two home runs and two doubles in six games...named Appalachian League Postseason All-Star...led Appalachian League in slugging percentage (.610) and home runs (13), second in extra base hits (31) and RBI (55), and was fifth in batting average (.332).

**2008:** Spent season at GCL Twins...batted .329 (28-for-85) with nine doubles, three triples, one home run, 14 RBI and 14 runs scored in 24 games...batted .350 (21-for-60) against right-handed pitching and .280 (7-for-25) against left-handed pitching.

**2007:** Played second professional season with DSL Twins...recorded 33 hits and 29 walks in 181 plate appearances.

**2006:** Played first professional season with VSL Twins...batted .293 (17-for-58) against left-handed pitchers.

**PROFESSIONAL:** Signed by the Twins as an undrafted free agent February 14, 2006; signed by Twins scout Jose Leon.

PLAYERS

2014  
ASG



### PINTO'S PLAYING RECORD

YEAR	CLUB	AVG	G	AB	R	H	2B	3B	HR	RBI	SH	SF	HB	BB	SO	SB	CS	E	OBP
2006	VSL Twins	.251	53	195	25	49	7	1	3	30	1	2	1	25	27	3	3	9	.336
2007	DSL Twins	.193	54	171	18	33	8	1	1	23	2	2	6	29	23	3	1	8	.327
2008	GCL Twins	.329	24	85	14	28	9	3	1	14	0	0	0	9	14	1	0	7	.394
2009	Elizabethton	.332	53	205	34	68	14	2	13	55	0	4	2	19	39	0	1	3	.387
2010	Beloit	.225	100	347	60	78	21	1	10	54	2	6	5	32	67	2	3	10	.295
2011	Beloit	.250	9	32	4	8	3	0	1	9	0	2	0	2	10	0	0	1	.278
	Ft. Myers	.262	64	221	21	58	11	1	5	32	0	1	2	12	36	1	0	1	.305
2012	Ft. Myers	.295	93	349	45	103	22	2	12	51	0	5	0	39	63	0	0	5	.361
	New Britain	.298	12	47	8	14	4	1	2	9	0	0	1	4	10	0	0	0	.365
2013	New Britain	.308	107	386	59	119	23	1	14	68	0	0	3	64	71	0	2	5	.411
	Rochester	.314	19	70	6	22	9	0	1	6	0	2	1	2	12	0	0	2	.333
	<b>MINNESOTA</b>	<b>.342</b>	<b>21</b>	<b>76</b>	<b>10</b>	<b>26</b>	<b>5</b>	<b>0</b>	<b>4</b>	<b>12</b>	<b>0</b>	<b>0</b>	<b>1</b>	<b>6</b>	<b>22</b>	<b>0</b>	<b>0</b>	<b>2</b>	<b>.398</b>
	Minor League Totals	.275	588	2108	294	580	131	13	63	351	5	24	1	237	372	10	10	51	.351
	Major League Totals	.342	21	76	10	26	5	0	4	12	0	0	1	6	22	0	0	2	.398

### PINTO'S CAREER FIELDING RECORD

POSITION	PCT	G	PO	A	E	TC	DP	PB
Catcher	.983	21	112	4	2	118	1	0

### MISCELLANEOUS BASEBALL TERMINOLOGY

**WHIP:** Walks and hits per innings pitched = add a pitchers walk total with his hit total and divide by the amount of innings pitched.

**QUALITY STARTS:** A starting pitcher logs at least 6.0 innings and allows three earned runs-or-fewer in an outing.

**TOTAL BASES:** Number of bases a hitter gains via hits only...Single = 1, Double = 2, Triple = 3, Home run = 4.

**AT-BAT vs. PLATE APPEARANCE:** Plate appearance refers to any time a batter completes a turn batting. NOTE: A plate appearance cannot be logged if a preceding runner was out on the base paths for a third out or the game ends with a runner scoring from third on a wild pitch or balk. At-bat refers to any turn batting that does not result in a walk, hit-by-pitch, sac-fly or sac-hit (bunt).

**OPS:** A players on-base percentage plus his slugging percentage. MLB average in 2013 was .714. Major League Baseball's leader was Detroit's Miguel Cabrera with 1.078.

**CLOSE AND LATE:** A situation in which the game is in the seventh inning-or-later and the team batting is either leading by one run, tied, or has the potential tying run on base, at-bat, or on deck.

**TIMES ON BASE:** Includes the total number of times a hitter reaches base as result of a hit, walk, or hit-by-pitch...does not include times a hitter reaches via error or fielder's choice.

**CATCHER'S ERA:** The earned run average of a team's pitchers with a particular catcher behind the plate. To compute, multiply nine by the earned runs allowed by the pitchers for that specific catcher, then divide that figure by his innings caught.

**HOLD:** Credited to a relief pitcher who enters a game in a save situation, records at least one out and leaves the game never having surrendered the lead. NOTE: A pitcher cannot finish a game and earn a hold.





# TREVOR PLOUFFE

**HEIGHT/WEIGHT:** 6-2/203

**BORN:** 6/15/86 in West Hills, CA

**RESIDES:** Porter Ranch, CA

**ACQUIRED:** 1st round (20th overall), 2004 First-Year Player Draft

**M.L. SERVICE:** 2 years, 162 days

**CONTRACT STATUS:** Signed thru 2014

**BATS/THROWS:** R/R

**OPENING DAY AGE:** 27



**PERSONAL:** Trevor Patrick Plouffe (pronounced ploof)...wife, Olivia (Pokorny)...2004 graduate of Crespi Carmelite (CA) High School...named 2004 Collegiate Baseball News High School All-American and *USA Today* All-American.

## 2013:

- Started first ever Opening Day, playing third base and batting sixth April 1 vs. Detroit.
- Tied career-high with three hits May 8 at Boston; also drove in three runs on the night.
- Hit safely in eight straight May 12-21 prior to landing on 7-day disabled list with a concussion, he suffered while sliding into the leg of Dan Uggla at second base May 21 at Atlanta.
- Was reinstated from 7-day DL May 30, strained his left calf that same day and placed on 15-day DL...played four games for Triple-A Rochester on rehab assignment and was reinstated June 14.
- Hit safely in 21 of 22 games May 12-June 30, including a season-high 12 game hitting streak June 18-30.
- Recorded first career four-hit game (6 at-bats), including a home run, September 3 at Houston.
- Hit 20th double September 6 vs. Toronto, setting a single season career-high.
- Hit .330 (34-for-103) in 27 September games; his 34 hits were tied for third most in the AL.
- Ranked fourth on the Twins in hits (121) and RBI (52), and tied for third in home runs (14).

## AMERICAN LEAGUE BATTING LEADERS

### HOME RUNS BY THIRD BASEMEN SINCE 2012

1. Miguel Cabrera.....	88
2. Adrian Beltre.....	66
3. Evan Longoria.....	49
4. Kyle Seager.....	42
5. Trevor Plouffe.....	38

**2012:** Made Twins Opening Day roster for first time in career...drew 13 walks in 18-game span April 17-May 14...tied career-high with four RBI June 9 vs. Chicago-NL...also set single-season career-high with ninth home run...homered in four straight games June 12-15, the longest streak for a Twins player since Jim Thome September 4-11, 2010...set Twins all-time single season Interleague home run record, hitting his eighth, passing Torii Hunter (7 in 2005), June 15 vs. Milwaukee (finished with 9)...had first two career two-homer games — June 15 vs. Milwaukee and July 1 vs. Kansas City...set career-high with three walks June 16 vs. Milwaukee...hit one home run in first 22 games April 6-May 14, but hit 18 homers in next 39 games May 16-July 3...batted .327 (32-for-98) with 11 home runs, 21 RBI, 22 runs scored and a .735 slugging percentage in 26 June games...his slugging percentage ranked second in American League and his home runs were tied for second over that same span...hit safely in career-high 17 games June 30 (Game 1)-July 19, batting .328 (22-for-67) in that span...placed on 15-day disabled list with bruised right thumb July 27...returned from rehab at Triple-A Rochester and reinstated August 13...hit 20th home run August 29 vs. Seattle, becoming first Twin to have 20-plus homers in rookie or year-after-rookie season since Marty Cordova won the AL Rookie of the Year Award with 24 home runs in 1995, according to Elias Sports Bureau...finished second on the team in home runs with 24, 18 being solo shots; hit 12 homers off lefties and righties each.

**2011:** Participated in Twins major league spring training and was optioned March 19; started season with Triple-A Rochester...played in 21 games for Red Wings, batting .282 (22-for-78) with four doubles, six home runs and 13 RBI...recalled by Twins May 4...hit home run in first major league at-bat of the season, a solo shot off Tim Wakefield May 6 at Boston...homered in consecutive games May 19 at Oakland and May 20 at Arizona...optioned to Triple-A Rochester as Twins called up outfielder Brian Dinkelman June 2...batted .333 (38-for-114) with seven doubles, nine home runs and 20 RBI in 30 games with Red Wings...recalled by Twins July 14...started first career game in the outfield (right field) July 15 vs. Kansas City...posted two career-high seven-game hitting streaks — August 10-20 and again August 28-September 4...recorded career-high four RBI September 3 at Los Angeles-AL...had game-winning walk-off single in Twins final game of season (1-0) in bottom of ninth inning September 28 vs. Kansas City...played five different positions defensively — 45 games at shortstop, 17 games at second base (15 starts), 11 games in right field (9 starts), three games in left field (2 starts) and one game at first base...his eight doubles in September set Twins rookie record for most doubles in the month...combined to bat .268 (128-for-478) with 29 doubles, four triples, 23 home runs, 64 RBI and 80 runs scored in 132 games between Triple-A Rochester and Minnesota...his 23 home runs led the Twins organization and his 234 total bases ranked fourth.

**2010:** Participated in Twins major league spring training and was optioned March 19; started season with Triple-A Rochester and played in 39 games for Red Wings before being recalled May 21...made major league debut, starting at shortstop, May 21 vs. Milwaukee...went 2-for-5 in that game with a double, a run scored and two RBI; singled off Dave Bush for first major league hit...played in three games for Twins (all in the Milwaukee series May 21-23) before being optioned to Rochester May 25; recalled, June 11...played in four games before being optioned again June 19; recalled July 30...hit first career home run August 7 at Cleveland, a solo shot off Fausto Carmona...optioned to Rochester August 10; recalled September 1...appeared in 12 games for Twins in September, almost exclusively as a pinch-runner...hit second career major league home run October 1 vs. Toronto...finished season with 17 home runs between Rochester and Minnesota...named to MiLB.com's Twins organizational All-Star team...ranked 24th best prospect in Twins organization by *Baseball America* entering 2011 season.

**2009:** Participated in his first Twins major league spring training and was optioned March 17; spent entire season at Triple-A Rochester...was youngest member of Red Wings Opening Day roster (22)...hit first inning grand slam May 24 at Norwich...had two-run walk-off home run June 2 vs.

## GAME HIGHS

### 2013

**Hits:** 4, 9/3 at HOU  
**HR:** 1, 14x, last 9/3 at HOU  
**RBI:** 3, 4x, last 9/9 vs. LAA  
**Grand Slams:** - -  
**Hit-Streak:** 12, 6/18-30  
**SB:** 1, 2x, last 8/9 at CWS

### CAREER

**Hits:** 4, 9/3/13 at HOU  
**HR:** 2, 2x, last 7/1/12 vs. KC  
**RBI:** 4, 3x, last 8/29/12 vs. SEA  
**Grand Slams:** - -  
**Hit-Streak:** 17, 6/30-7/19/12  
**SB:** 1, 6x, last 8/9/13 at CWS



PLAYERS

2014  
ASG



Gwinnett...went 4-for-4 with a double and a home run August 29 vs. Buffalo...hit .314 (27-for-86) with 12 RBI and 18 runs scored in 27 games in August...batted .538 (7-for-13) with bases loaded...his 10 home runs were most he had in a season since 2005 when he hit 13 for Beloit...played 118 games for Red Wings, including 112 at shortstop...led all International League shortstops in total chances (542), putouts (86), errors (26) and double plays (84)...ranked 24th best prospect in the Twins organization by *Baseball America* entering 2010 season.

**2008:** Began season at Double-A New Britain...recorded first four-hit game of season, driving in four and scoring three runs April 12 at Portland...had four straight multi-hit games April 20-23...promoted to Rochester June 13...finished with 20 multi-hit games for Red Wings...played 32 games at third base, 20 games at second base and 12 games at shortstop for Rochester...hit .307 (39-for-127) off lefties between Double-A and Triple-A...ranked 13th best prospect in Twins organization by *Baseball America* entering the 2009 season.

**2007:** Spent entire season at Double-A New Britain...had four-hit game April 26 vs. Portland...named Twins minor league Player of the Week April 27-May 3, hitting .476 (10-for-21) with two doubles, two home runs and five RBI...had second four-hit game of season May 28 at Harrisburg...named Eastern League Player of the Week May 28-June 3 while hitting .441 (15-for-34) with five doubles, one home run, eight runs and six RBI...hit safely in 12 straight games June 18-28...hit .325 (38-for-117) with four home runs, 15 RBI, five doubles, two triples and 17 runs scored in 28 June games...was second on club in hits (136) and third in league in doubles (37)...participated in the Arizona Fall League, hitting .280 (14-for-50) in 15 games for the Phoenix Desert Dogs...tied for 11th in all of minors with 15 sacrifice hits...ranked 10th best prospect in the Twins organization by *Baseball America* entering the 2008 season.

**2006:** Spent entire season at Single-A Ft. Myers...had nine-game hit-streak June 11-26, including first home run June 20 vs. Lakeland...led club in doubles (26), and was third in hits (112) and runs scored (60).

**2005:** Spent entire season at Single-A Beloit...hit first home run April 10 vs. Quad Cities...hit safely in nine straight games June 9-17, batting .382 (13-for-34) with two home runs, six RBI, and five runs scored...had first four-hit game July 4 at Wisconsin...had four straight multi-hit games July 14-17, including two three-hit games...hit four home runs in six-game span July 30-August 4...finished season with 15 multi-RBI games...ranked second on club in home runs (13), third in runs scored (58) and games (127), and fourth in hits (104)...ranked 12th best prospect in the Midwest League by *Baseball America*...ranked ninth best prospect in the Twins organization by *Baseball America* entering the 2006 season.

**2004:** Played 60 games at Rookie Elizabethton and hit safely in 48 of those contests...had three-hit game June 26 vs. Princeton with one home run and two RBI...had nine-game hit-streak July 31-August 9, including four-hit game August 4 vs. Danville...hit safely in 13 of last 14 games played, including four-hit game on last day of season August 29 at Princeton...was second on club in hits (67)...ranked sixth best prospect in Appalachian League by *Baseball America*.

**PROFESSIONAL:** Selected by the Twins in the first round (20th overall) of the 2004 First-Year Player Draft; signed by Twins scout Bill Mele.

#### PLOUFFE'S PLAYING RECORD

YEAR	CLUB	AVG	G	AB	R	H	2B	3B	HR	RBI	SH	SF	HB	BB	SO	SB	CS	E	OBP
2004	Elizabethton	.283	60	237	29	67	7	2	4	28	2	3	3	19	34	2	1	16	.340
2005	Beloit	.223	127	466	58	104	18	0	13	60	5	7	4	50	78	8	4	35	.300
2006	Ft. Myers	.246	125	455	60	112	26	4	4	45	2	5	4	58	93	8	5	29	.333
2007	New Britain	.274	126	497	75	136	37	2	9	50	15	3	2	38	89	12	7	32	.326
2008	New Britain	.269	58	227	32	61	17	3	3	21	3	0	3	16	43	4	2	7	.325
	Rochester	.256	66	250	34	64	17	3	6	39	5	3	0	14	47	1	1	11	.292
2009	Rochester	.260	118	430	53	112	23	5	10	60	4	7	2	34	68	3	6	26	.313
2010	Rochester	.244	102	402	53	98	22	4	15	49	8	2	6	27	90	5	5	12	.300
	MINNESOTA	.146	22	41	7	6	1	0	2	6	2	1	0	0	14	0	0	1	.143
2011	Rochester	.313	51	192	33	60	11	3	15	33	1	3	3	21	39	3	1	5	.384
	MINNESOTA	.238	81	286	47	68	18	1	8	31	2	3	4	25	71	3	3	12	.305
2012	Rochester	.000	2	8	0	0	0	0	0	0	0	0	0	1	2	0	0	0	.111
	MINNESOTA	.235	119	422	56	99	19	1	24	55	0	2	4	37	92	1	3	19	.301
2013	Rochester	.333	4	15	3	5	0	0	1	3	0	0	0	2	3	0	0	1	.412
	MINNESOTA	.254	129	477	44	121	22	1	14	52	1	4	6	34	112	2	1	13	.309
Minor League Totals		.258	839	3179	430	819	178	26	80	388	45	33	27	280	586	46	32	174	.320
Major League Totals		.240	351	1226	154	294	60	3	48	144	5	10	14	96	289	6	7	45	.300

#### PLOUFFE'S CAREER FIELDING RECORD

POSITION	PCT	G	PO	A	E	TC	DP	PB
Third Base	.946	215	155	374	30	559	39	—
Shortstop	.944	55	86	132	13	231	38	—
Outfield	.979	30	44	3	1	48	1	—
Second Base	.989	23	39	48	1	88	13	—
First Base	1.000	6	16	0	0	16	2	—
Totals	.952	329	340	557	45	942	93	—





# JORGE POLANCO

HEIGHT/WEIGHT: 5-11/165 BATS/THROWS: S/R  
 BORN: 7/5/93 in San Pedro de Macoris, DR OPENING DAY AGE: 20  
 RESIDES: Santo Domingo, DR  
 ACQUIRED: Signed as an undrafted free agent, 7/6/09  
 M.L. SERVICE: None  
 CONTRACT STATUS: Signed thru 2014



**PERSONAL:** Jorge Luis Polanco...signed out of San Pedro de Macoris, Dominican Republic one day after 16th birthday.

## 2013:

- Played entire season with Single-A Cedar Rapids and hit two-run homer in first at-bat of the season April 4 vs. Beloit.
- Hit .341 (30-for-88) in 22 April games, highest monthly average in 2013; hit safely in 17 of the 22 games with nine being multi-hit games.
- Named Twins minor league Player of the Week May 3, batting .429 (12-for-28) with three doubles and 10 RBI in seven games.
- Named Midwest League Midseason All-Star.
- Recorded four RBI on three hits June 27 vs. Burlington Bees...named Twins minor league Player of the Week June 28, recording 11 RBI in five games June 22-27, hitting .500 (12-for-24) during that span.
- Ended season with 12-game hitting streak August 6-September 2, hitting .327 (16-for-49) with six doubles in that span.
- Finished the season sixth in the Midwest League batting average (.308).
- Ranked 20th best prospect in Midwest League.
- Played for Leones del Escogido in the Dominican Winter League following the season.
- Added to Twins 40-man roster November 20.
- Named shortstop on MiLB.com Twins organizational All-Star team.
- Named 10th best prospect and best strike-zone discipline in the Twins system by *Baseball America* entering 2014.

**2012:** Florida State League Player of the Week July 9-15...named second baseman on MiLB.com Twins organizational All-Star team.

**2011:** Played entire season with GCL Twins...ranked 28th best prospect in Twins organization by *Baseball America* entering 2012.

**2010:** Began season in the Dominican Summer League...transferred to Gulf Coast League July 5...rated the best defensive infielder in the Twins system by *Baseball America* for the second consecutive season...ranked 17th best prospect in Twins organization by *Baseball America* entering 2011.

**2009:** Rated the best defensive infielder in the Twins system by *Baseball America* entering 2010.

**PROFESSIONAL:** Signed by the Twins as an undrafted free agent July 6, 20009; signed by scout Fred Guerrero.

## POLANCO'S PLAYING RECORD

YEAR	CLUB	AVG	G	AB	R	H	2B	3B	HR	RBI	SH	SF	HB	BB	SO	SB	CS	E	OBP
2010	DSL Twins	.250	18	60	5	15	2	0	0	7	0	2	0	6	9	1	3	12	.309
	GCL Twins	.223	34	103	12	23	5	0	1	12	2	2	0	12	9	2	4	7	.299
2011	GCL Twins	.250	51	172	21	43	8	3	1	16	2	1	3	15	24	6	4	13	.319
2012	Elizabethton	.318	51	173	35	55	15	2	5	27	3	5	3	20	26	6	3	8	.388
2013	Cedar Rapids	.308	115	465	76	143	32	10	5	78	3	10	3	42	59	4	4	18	.362
Minor League Totals		.287	269	973	149	279	62	15	12	140	10	20	9	95	127	19	18	58	.349

## QUALIFYING NUMBERS

To qualify for the batting championship, a player must have a minimum of 502 plate appearances or 3.1 plate appearances per number of his team's games.

To qualify for the ERA title a pitcher must have at least 162.0 innings pitched.

To qualify for the fielding championship, a player must have the highest percentage at his position and

- (1) a catcher must have played in at least 81 games.
- (2) an infielder or outfielder must have played in at least 108 games.
- (3) a pitcher must have at least 162.0 innings pitched.





# ALEX PRESLEY

**HEIGHT/WEIGHT:** 5-10/190

**BORN:** 7/25/85 in Monroe, LA

**RESIDES:** Shreveport, LA

**ACQUIRED:** Trade with Pittsburgh, 8/31/13

**M.L. SERVICE:** 1 years, 162 days

**CONTRACT STATUS:** Signed thru 2014

**BATS/THROWS:** L/L

**OPENING DAY AGE:** 28



**PERSONAL:** Alexander Crawford Presley...2003 graduate of Neville High School in Monroe, LA, where he hit .441 with 15 home runs as a senior...also played baseball at the University of Mississippi, where he set freshman records for triples (6) and stolen bases (9)...named to the All-Tournament team at the SEC Tournament in final season at Ole' Miss...tied for the school record for career triples (14) at the time of his departure...was teammates with Chris Coghlan, Seth Smith, Matt Maloney, Matt Tolbert and Lance Lynn during three seasons at Mississippi.

## 2013:

- Started season with Triple-A Indianapolis (Pittsburgh).
- Hit .302 (16-for-53) with three doubles, two home runs and seven walks in 15 April games for Indianapolis.
- Recalled by Pittsburgh four times during the season...played 11 games in June for the Pirates, hitting .297 (11-for-37).
- Hit .420 (21-for-50) with four doubles and .473 on-base percentage in final 12 games with Indianapolis.
- Acquired by Minnesota along with a Player to be Named Later (right-handed pitcher Duke Welker) in exchange for Justin Morneau August 31; recalled by Minnesota that same day.
- Made Twins debut September 1 at Texas, going 3-for-4 with an RBI and a run scored.
- Recorded a hit in 20 of 28 games with the Twins.
- Served as the club's primary leadoff hitter, batting .286 (32-for-112) with four doubles, eight walks and a .339 on-base percentage from that spot.
- Recorded 32 hits in September, the second most in the AL among outfielders.

**2012:** Made Pirate's Opening Day roster as their leadoff hitter and starting left fielder...hit walk-off single in 10th inning vs. Philadelphia April 7...hit safely in career-high 12 straight games April 14-28, hitting .320 (16-for-50) with four doubles and a home run...hit inside-the-park home run April 20 vs. St. Louis; first inside-the-park homer by a Pittsburgh player leading off the first inning since Omar Moreno June 21, 1980 at Houston...optioned to Triple-A Indianapolis May 16...played 18 games and was recalled by Pittsburgh June 5...homered in back-to-back games in June 16-17 at Cleveland...sustained concussion-like symptoms while diving for a ball in the first inning July 3...placed on 7-day disabled list July 5...played two games on rehab assignment with Indianapolis and was returned from rehab assignment and reinstated from DL July 16...optioned to Indianapolis August 8 and hit .313 (25-for-80) in 20 Triple-A games during the month of August...recalled again by Pittsburgh August 31 where he finished the season...made a total of 81 appearances (69 starts) in left field, eight appearances (7 starts) in right field and four appearances (2 starts) in center field for Pittsburgh...Pirates went 28-8 when he scored at least one run in a game...led Pirates with a career-high seven triples, the most by a Pittsburgh player since Andrew McCutchen had nine in 2009.

**2011:** Began season with Indianapolis...hit .333 (30-for-90) in 24 April games and .345 (40-for-116) in 28 games the following month...was leading the International league in hits (98) and was batting .336 when he had contract selected by Pittsburgh June 27...made first start with the Pirates in left field June 28 at Toronto and hit first major league home run off Jo Jo Reyes in his second at-bat...hit safely in 15 of first 20 games with the Pirates, batting .333 (27-for-81) through July 22...placed on 15-day disabled with a left hand contusion July 25 (retro July 24)...played two rehab games with Bradenton before having rehab transferred to Indianapolis...recalled from rehab and reinstated from DL on August 25...hit first career leadoff home run September 26 at Milwaukee off Shaun Marcum...tied for first in triples in NL for September and ranked ninth with 33 hits...hit .302 (55-for-182) in 43 games as the leadoff hitter...made 48 appearances (47 starts) in left field and five appearances (3 starts) in center field for Pittsburgh...named to the International League's Postseason All-Star team...recorded 179 hits with Indianapolis, Single-A Bradenton and Pittsburgh.

**2010:** Began season with Double-A Altoona (Pittsburgh)...hit first Double-A home run and had five RBI April 19 at Akron...reached base safely in 24 straight games April 11-May 10, including a 19-game hitting streak April 11-May 5...tied a club record with four extra-base hits May 24 (2 homers, 1 double and 1 triple)...led Eastern League with a .391 (45-for-115) average and ranked second with 26 RBI in May...was leading the league with a .350 batting average when he was promoted to Indianapolis June 25...went 5-for-6 and hit for the cycle in his first four at-bats in his third Triple-A game on June 27 vs. Toledo...hit safely in 13 games straight July 5-21, hitting .460 (23-for-50) during the streak...went 5-for-5 July 19 vs. Lehigh Valley...hit .330 (36-for-109) in 29 July games...contract selected by Pittsburgh September 7...made major league debut September 8 vs. Atlanta and singled off Cristhian Martinez in second at-bat (played final three innings in center field)...made first major league start in right field on September 12 at Cincinnati and went 1-for-4...named Pittsburgh's minor league Player of the Year after batting .320 (166-for-518) with 28 doubles, 13 triples, 12 home runs, 85 RBI and 86 runs scored in 136 combined games between Altoona and Indianapolis...led the minor league system in batting, tied for first in games played and ranked fourth in RBI.

**2009:** Spent second straight full season with Single-A Lynchburg (Pittsburgh)...hit .310 in 14 April games, including a season-high nine-game hitting streak April 13-24...hit .289 with three homers and 16 RBI from June 1 through the end of the season...hit .284 against right-handed pitchers and .190 against lefties...led league and set a club single season record in triples (11).

## GAME HIGHS

### 2013

**Hits:** 3, 3x, last 9/1 at TEX

**HR:** 1, 3x, last 9/4 at HOU

**RBI:** 3, 9/4 at HOU

**Grand Slams:** - -

**Hit-Streak:** 5, 9/3-8

**SB:** 1, 9/29 vs. CLE

### CAREER

**Hits:** 3, 9x, last 9/1/13 at TEX

**HR:** 1, 17x, last 9/4/13 at HOU

**RBI:** 3, 4x, last 9/4/13 at HOU

**Grand Slams:** - -

**Hit-Streak:** 12, 4/14-28/12

**SB:** 2, 6/9/12 vs. KC





**2008:** Spent entire season with Lynchburg...placed on disabled list April 17 with a right ankle sprain...returned May 5...hit first home run May 12...hit safely in 17 of 21 games from May 28-June 28...hit .281 during the second half of season before fracturing left index finger August 5...made all 81 defensive appearances in center field.

**2007:** Spent entire season with Single-A Hickory (Pittsburgh)...hit safely in 14 straight games June 26-July 12, hitting .426 (29-for-68) in that span...hit .351 with 12 doubles, four triples, seven home runs and 31 RBI during June (.366) and July (.339)...hit .306 (11-for-36) with five RBI in 13 games with North Shore during the Hawaiian Winter League.

**2006:** Spent first professional season with Single-A Williamsport (Pittsburgh) and led New York-Penn League in triples...made 34 appearances in left field, 23 in center field and one in right field (August 2 at Jamestown)...went 2-for-3 with a triple, two RBI and two runs scored in first game June 22...hit first professional home run August 8 at Auburn...hit .371 (26-for-70) in final 20 games

**PROFESSIONAL:** Pittsburgh's 8th round pick in the 2006 First-Year Player Draft; signed by scout Darren Mazerowski.

#### PRESLEY'S PLAYING RECORD

YEAR	CLUB	AVG	G	AB	R	H	2B	3B	HR	RBI	SH	SF	HB	BB	SO	SB	CS	E	OBP
2006	Williamsport	.260	61	223	26	58	7	8	3	23	1	2	1	17	55	3	3	1	.313
2007	Hickory	.293	121	495	79	145	22	8	11	63	7	6	0	45	108	18	10	6	.348
2008	Lynchburg	.258	82	287	39	74	15	1	6	35	5	3	1	29	50	13	6	3	.380
2009	Lynchburg	.257	115	417	51	107	17	11	4	37	7	2	0	30	87	9	5	8	.379
2010	Altoona	.350	67	246	42	86	13	7	6	47	1	1	2	19	33	5	1	1	.305
	Indianapolis	.294	69	272	44	80	15	6	6	38	1	0	1	22	42	8	7	2	.399
	<b>PITTSBURGH</b>	<b>.261</b>	<b>19</b>	<b>23</b>	<b>2</b>	<b>6</b>	<b>1</b>	<b>0</b>	<b>0</b>	<b>0</b>	<b>1</b>	<b>0</b>	<b>0</b>	<b>1</b>	<b>8</b>	<b>1</b>	<b>1</b>	<b>0</b>	<b>.292</b>
2011	Bradenton	.167	2	6	2	1	0	0	0	0	0	0	0	1	0	0	0	0	.286
	Indianapolis	.333	87	342	58	114	18	5	8	41	0	2	4	28	54	22	8	4	.388
	<b>PITTSBURGH</b>	<b>.298</b>	<b>52</b>	<b>215</b>	<b>27</b>	<b>64</b>	<b>12</b>	<b>6</b>	<b>4</b>	<b>20</b>	<b>1</b>	<b>1</b>	<b>0</b>	<b>13</b>	<b>40</b>	<b>9</b>	<b>3</b>	<b>1</b>	<b>.339</b>
2012	Indianapolis	.307	40	153	24	47	3	4	5	22	1	1	0	24	26	7	2	0	.399
	<b>PITTSBURGH</b>	<b>.237</b>	<b>104</b>	<b>346</b>	<b>46</b>	<b>82</b>	<b>14</b>	<b>7</b>	<b>10</b>	<b>25</b>	<b>4</b>	<b>0</b>	<b>2</b>	<b>18</b>	<b>72</b>	<b>9</b>	<b>7</b>	<b>3</b>	<b>.279</b>
2013	Indianapolis	.298	89	342	57	102	17	6	5	27	3	2	4	40	56	17	6	1	.376
	<b>PITTSBURGH</b>	<b>.264</b>	<b>29</b>	<b>72</b>	<b>8</b>	<b>19</b>	<b>1</b>	<b>1</b>	<b>2</b>	<b>4</b>	<b>0</b>	<b>0</b>	<b>0</b>	<b>1</b>	<b>18</b>	<b>0</b>	<b>1</b>	<b>1</b>	<b>.274</b>
	<b>MINNESOTA</b>	<b>.283</b>	<b>28</b>	<b>113</b>	<b>9</b>	<b>32</b>	<b>4</b>	<b>1</b>	<b>1</b>	<b>11</b>	<b>0</b>	<b>0</b>	<b>1</b>	<b>8</b>	<b>21</b>	<b>1</b>	<b>3</b>	<b>0</b>	<b>.336</b>
Minor League Totals		.292	733	2783	422	814	127	56	54	333	26	19	13	255	511	102	48	26	.352
National League Totals		.261	204	656	83	171	28	14	16	49	6	1	3	33	138	19	12	5	.299
American League Totals		.283	28	113	9	32	4	1	1	11	0	0	1	8	21	1	3	0	.336
Major League Totals		.264	232	769	92	203	32	15	17	60	6	1	4	41	159	20	15	5	.304

#### PRESLEY'S CAREER FIELDING RECORD

POSITION	PCT	G	PO	A	E	TC	DP	PB
Outfield	.986	204	343	6	5	354	3	—

#### TWINS AND SENATORS FRANCHISE RECORDS BY DECADE

TEAM(S)	YEARS	RECORD	WINNING %
Washington Senators	1901-1909	480-833	.366
Washington Senators	1910-1919	755-737	.506
Washington Senators	1920-1929	792-735	.519
Washington Senators	1930-1939	806-722	.527
Washington Senators	1940-1949	677-858	.441
Washington Senators	1950-1959	640-898	.416
Washington Senators/Minnesota Twins	1960-1969	862-747	.536
Minnesota Twins	1970-1979	812-794	.506
Minnesota Twins	1980-1989	733-833	.468
Minnesota Twins	1990-1999	718-833	.463
Minnesota Twins	2000-2009	863-758	.532
Minnesota Twins	2010-	289-359	.446
<b>TOTALS</b>		<b>8427-9107</b>	<b>.481</b>





# RYAN PRESSLY

**HEIGHT/WEIGHT:** 6-3/205

**BORN:** 12/15/88 in Dallas, TX

**RESIDES:** Highland Village, TX

**ACQUIRED:** Selected in Rule 5 Draft from Boston, 12/6/12

**M.L. SERVICE:** 1 year

**CONTRACT STATUS:** Signed thru 2014

**BATS/THROWS:** R/R

**OPENING DAY AGE:** 25



**PERSONAL:** Thomas Ryan Pressly...2007 graduate of Marcus (TX) High School.

## 2013:

- Made Twins Opening Day roster, his first with a major league club.
- Made major league debut April 4 vs. Detroit, tossing 1.0 scoreless innings with one hit allowed and one strikeout.
- Earned first major league win May 8 at Boston, tossing a career-high 4.0 scoreless innings with two hits allowed.
- Did not allow a home run in first 23 appearances (34.0 IP) April 4-June 22; allowed first home run June 26 at Miami to Placido Polanco.
- Posted a 1.20 ERA (30.0 IP, 4 ER) in first 21 games April 4-June 14 with opponents hitting .200 (22-for-110)... posted ERA's of 1.69 (10.2 IP, 2 ER) in seven April games and 1.10 (16.1 IP, 2 ER) in 10 May games.
- Appeared in 49 games, tied for eighth most for a rookie in club history; pitched 76.2 innings, sixth most for a rookie reliever in club history.
- Ranked 10th among AL rookies in innings pitched, first among relievers — third among all MLB relievers... tied for fifth among AL rookies in appearances.

## MAJOR LEAGUE PITCHING LEADERS

### ROOKIE RELIEF INNINGS IN 2013

1. A.J. Ramos, MIA .....80.0
2. Brandon Kintzler, MIL .....77.0
3. **Ryan Pressly, MIN .....76.2**
4. Trevor Rosenthal, STL .....75.1
5. Justin Wilson, PIT .....73.2

**2012:** Started season with Single-A Salem (Boston)...promoted to Double-A Portland July 15...seven of final 10 appearances were scoreless July 29-September 2, posting a 1.86 ERA (19.1 IP, 4 ER)... held right-handed batters to a .190 average (11-for-58) and left-handed batters to a .293 average (12-for-41) for the Sea Dogs... combined to go 7-5, 5.38 ERA (103.2 IP, 62 ER) with 36 walks and 82 strikeouts in 34 games (12 starts) between both levels...pitched for Surprise Saguaros in the Arizona Fall League, going 0-0, 3.86 ERA (14.0 IP, 6 ER) with one save, one walk and 18 strikeouts in 10 games...selected by Minnesota in the major league phase of the Rule 5 Draft (4th overall) December 6, 2012.

**2011:** Spent entire season with Single-A Salem...went 3-0, 2.33 ERA (19.1 IP, 5 ER) in four April starts...tossed at least 5.0 innings in 17 of 26 games...tied for first in Carolina League in starts (26)...led Salem in innings pitched (130.0).

**2010:** Spent entire season with Single-A Greenville (Boston)...held opponents to three runs-or-fewer in 22 of 24 starts, including 11 straight from July 4-August 30, going 3-1, 2.56 ERA (59.2 IP, 17 ER) in that span...tied for second on the club in starts (24)...ranked seventh among Red Sox minor leaguers in ERA (3.72).

**2009:** Spent entire season with Single-A Lowell (Boston)...led club in strikeouts-per-9.0 IP (9.65)...tied for first on the club in strikeouts (64), and tied for second in wins (6)...made one playoff appearance, allowing one run in 3.0 innings pitched.

**2008:** Spent first professional season with GCL Red Sox, going 1-4, 3.79 ERA (40.1 IP, 17 ER) in 10 games (9 starts)...went 0-4, 4.21 ERA (36.1 IP, 17 ER) in nine starts.

**PROFESSIONAL:** Boston's 11th round pick in the 2007 First-Year Player Draft; signed by scout Jim Robinson.

## PRESSLY'S PITCHING RECORD

YEAR	CLUB	W-L	ERA	G	GS	CG	SH	SV	IP	H	R	ER	HR	HB	BB	SO	WP	BK	BAA
2008	GCL Red Sox	1-4	3.79	10	9	0	0	0	40.1	41	18	17	2	3	21	34	4	0	.277
2009	Lowell	6-4	3.17	13	11	0	0	0	59.2	48	22	21	1	2	25	64	7	0	.220
2010	Greenville	5-7	3.72	26	24	0	0	0	113.2	110	55	47	9	5	43	96	5	0	.256
2011	Salem	6-11	4.50	26	26	0	0	0	130.0	125	84	65	9	13	53	72	11	0	.251
2012	Salem	5-3	6.28	20	12	0	0	0	76.0	86	58	53	9	4	26	61	10	0	.287
	Portland	2-2	2.93	14	0	0	0	0	27.2	23	9	9	2	0	10	21	2	0	.232
2013	MINNESOTA	3-3	3.87	49	0	0	0	0	76.2	71	37	33	5	0	27	49	7	0	.251
Minor League Totals		25-31	4.27	109	82	0	0	0	447.1	433	246	212	32	27	178	348	39	0	.256
Major League Totals		3-3	3.87	49	0	0	0	0	76.2	71	37	33	5	0	27	49	7	0	.251

## PRESSLY'S CAREER FIELDING RECORD

POSITION	PCT	G	PO	A	E	TC	DP	PB
Pitching	.955	49	8	13	1	22	2	—

## GAME HIGHS

### 2013

**IP:** 4.0, 5/8 at BOS  
**Walks:** 2, 6x, last 8/18 vs. CWS  
**SO:** 3, 4x, last 7/25 at SEA  
**CG:** - -

**Win-Streak:** 2, 5/8-28  
**Low-Hit:** - -

### CAREER

**IP:** 4.0, 5/8/13 at BOS  
**Walks:** 2, 6x, last 9/19/13 vs. CWS  
**SO:** 3, 4x, last 7/25/13 at SEA  
**CG:** - -  
**Win-Streak:** 2, 5/8-28/13  
**Low-Hit:** - -







# CHRISRAHL

**HEIGHT/WEIGHT:** 5-10/185

**BORN:** 12/5/83 in Morristown, NJ

**RESIDES:** Williamsburg, VA

**ACQUIRED:** Signed as minor league free agent, 11/19/13

**M.L. SERVICE:** None

**CONTRACT STATUS:** Signed thru 2014

**BATS/THROWS:** R/R

**OPENING DAY AGE:** 30

**NON-ROSTER INVITE**



**PERSONAL:** Christopher Miller Rahl...2002 graduate of Great Bridge (VA) High School where he hit .465 with eight home runs, 30 RBI and 25 steals as a senior...attended the College of William and Mary (VA)...named NCAA First-Team All-American as a sophomore in 2004...helped guide William & Mary to a school record 37 wins in 2004 and set individual school records in hits (89), total bases (175), stolen bases (42) and RBI (70); honored as Colonial Athletic Association (CAA) Player of the Year.

## 2013:

- Spent season with Triple-A Syracuse (Washington).
- Hit .300 (30-for-100) with 11 RBI and 17 runs scored in 24 May games; hit .316 (30-for-95) with 12 RBI and 13 runs scored in 26 June games; and .345 (30-for-87) with 11 RBI and 12 runs scored in 27 July games.
- Recorded season-high 17-game hitting streak May 7-26, including a five-hit game May 15 vs. Columbus.
- Named International League Player of the Week June 24, hitting .571 (16-for-28) with four doubles, one triple, one home run, four RBI and six runs scored in seven games.
- Recorded second five-hit game July 13 vs. Lehigh Valley, hitting a double, a triple and three singles.
- Hit .327 (37-for-113) against left-handed pitching and .280 (80-for-286) against right-handers.
- Declared free agency November 4 and signed as a minor league free agent with Minnesota on December 19.

**2012:** Spent season with Double-A Harrisburg (Washington)...homered in first at-bat April 5 at Bowie...named Eastern League Midseason All-Star, hitting .299 (84-for-281) with 16 doubles, 10 home runs and 41 RBI in the first half...won Eastern League home run derby...placed on 7-day disabled list with plantar fasciitis July 28 and did not return...hit .395 (34-for-86) against left-handed pitching and .254 (62-for-244) against right-handers.

**2011:** Started season on Triple-A Reno's (Arizona) 7-day disabled list with a right thumb sprain...acquired by Washington via trade in exchange for cash considerations April 19...reinstated from DL April 21 and spent season with Double-A Harrisburg, hitting safely in 12 of first 13 games, including season-high 11 straight April 26-May 7...hit .303 (36-for-119) against left-handed pitching and .271 (84-for-310) against right-handers.

**2010:** Split time between Double-A Mobile (Arizona) and Triple-A Reno and combined to hit .295 (89-for-107) with 17 doubles between both levels...placed on 7-day disabled list with a left quadriceps contusion June 30-July 7...hit .367 (36-for-98) against left-handed pitching at Reno.

**2009:** Spent third season at Double-A Mobile...named Southern League midseason All-Star, hitting .294 (80-for-272) with 16 doubles, five triples, four home runs, 31 RBI and 51 runs scored in the first half...played 81 of 116 games in right field, committing just one error overall.

**2008:** Spent second season with Double-A Mobile...recorded first hit in 11th game (34 hitless at-bats) April 18 vs. West Tennessee; went on to record a hit in seven straight after that...played 58 games in right field and 55 in center field.

**2007:** Spent season with Double-A Mobile...hit .303 (43-for-142) against left-handers and .238 (69-for-290) against right-handers...played 86 games in left field and 28 games in center field, committing just three errors overall.

**2006:** Spent season with Single-A Lancaster (Arizona)...named Carolina League Player of the Week April 30...hit over .300 in April, May, June, July and August...recorded 61 multi-hit games...named Carolina League Mid- and Postseason All-Star.

**2005:** Began professional career with Single-A Yakima (Arizona) in the Northwest League...hit first career home run August 6 vs. Everett.

**PROFESSIONAL:** Selected by Arizona in the fifth round of the 2005 First-Year Player Draft; signed by scout Greg Lonigro.

## RAHL'S PLAYING RECORD

YEAR	CLUB	AVG	G	AB	R	H	2B	3B	HR	RBI	SH	SF	HB	BB	SO	SB	CS	E	OBP
2005	Yakima	.269	47	182	29	49	12	5	1	10	3	0	1	12	44	10	5	1	.318
2006	Lancaster	.327	131	568	101	186	44	8	13	83	0	5	5	35	119	19	10	7	.369
2007	Mobile	.259	119	432	64	112	26	5	8	51	3	5	3	15	87	15	5	3	.286
2008	Mobile	.216	116	421	47	91	25	2	6	25	0	1	2	26	115	18	12	4	.264
2009	Mobile	.280	125	435	72	122	22	9	5	48	0	5	3	34	104	20	7	1	.333
2010	Mobile	.314	20	51	12	16	2	1	1	9	0	0	0	2	9	2	2	0	.340
	Reno	.291	87	251	44	73	15	2	8	32	2	3	5	20	63	8	7	1	.351
2011	Harrisburg	.280	117	429	52	120	24	10	5	53	1	2	9	23	100	25	6	5	.328
2012	Harrisburg	.291	92	330	55	96	18	2	12	50	1	2	6	19	84	26	4	4	.339
2013	Syracuse	.293	111	399	53	117	21	5	8	42	3	6	1	10	97	14	6	3	.308
Minor League Totals		.281	965	3498	529	982	209	49	67	403	13	29	35	196	822	157	64	29	.323

PLAYERS

2014  
ASG





# WILKIN RAMIREZ

**HEIGHT/WEIGHT:** 6-2/231

**BORN:** 10/25/85 in Bani, DR

**RESIDES:** Bani, DR

**ACQUIRED:** Signed as minor league free agent, 11/17/11

**M.L. SERVICE:** 1 year, 84 days

**CONTRACT STATUS:** Signed thru 2014

**BATS/THROWS:** R/R

**OPENING DAY AGE:** 28

**NON-ROSTER INVITE**



**PERSONAL:** Wilkin Emilio (Arias) Ramirez...son, Derek (9/23/07), and daughter, Venus (4/14/13)...attended Escuela Primaria El Fundo High School in Bani, DR.

## 2013:

- Made Twins Opening Day roster, the first in his career.
- Placed on Paternity List April 14-16 to attend the birth of daughter, Venus.
- Hit .346 (9-for-26) with two doubles and five RBI in first 13 games April 1-May 7.
- Placed on 7-day disabled list with a concussion May 26 after colliding with leftfielder Josh Willingham May 25 at Detroit...played in 14 games on rehab assignment with the GCL Twins, Single-A Ft. Myers and Double-A New Britain and was reinstated August 12.
- Hit safely in season-high six straight August 16-22, hitting .381 (8-for-21) in that span.
- Placed on 15-day disabled list August 30 with a fractured left fibula, suffered after fouling a ball off leg August 29 vs. Kansas City.

**2012:** Was an invite to Twins spring training and reassigned to minor league camp March 19...began season on 7-day disabled list with a left groin strain April 5-27; reported to Single-A Ft. Myers for four games April 27-30, then to Double-A New Britain for 11 games May 1-12, then to Rochester May 15...hit two-run walk-off home run in the ninth inning June 20 vs. Durham...hit third professional grand slam August 20 at Pawtucket...batted .337 (35-for-104) with 21 RBI in 27 August games; batted .350 (41-for-117) with nine doubles, one triple, five home runs and 26 RBI in August and September combined; his 26 RBI ranked second in International League...named International League Player of the Week August 27-September 3, batting .367 (11-for-30) with four doubles, three home runs and 10 RBI in seven games.

**2011:** Started season with Triple-A Gwinnett (Atlanta)...had four stints with Atlanta...appeared in 20 games for the Braves between May 24-July 27...batted .326 (29-for-89) against left-handed pitching and .241 (48-for-199) against right-handed pitching while at Gwinnett...committed just two errors for Gwinnett, playing 67 games in the outfield...played for Toros Del Este in Dominican Winter League, batting .243 (9-for-37) with one double, one home run and six RBI in 15 games...elected free agency November 2.

**2010:** Played 97 games between Double-A Erie (Detroit) and Triple-A Toledo, combining to bat .234 (105-for-448) with 23 home runs and 70 RBI between the two levels...designated for assignment July 28...acquired by Atlanta for cash considerations July 31...selected to participate in the XM Futures Game at Angel Stadium July 11; started in right field for the World Team going 1-for-2...finished season with Triple-A Gwinnett.

**2009:** Started season with Triple-A Toledo (Detroit)...recalled by Detroit May 19...made major league debut and recorded first major league hit, a home run in the sixth inning off Matt Harrison May 20 vs. Texas; first Tigers player to hit a home run in major league debut since Reggie Sanders September 1, 1974 vs. Oakland...optioned to Triple-A Toledo May 21...recalled September 1 and spent the rest of the season with Detroit...finished fifth in International League with 33 stolen bases...ranked eighth best prospect in Tigers organization by *Baseball America* entering the 2010 season.

**2008:** Started season with Double-A Erie...named Tigers minor league Player of the Month for April, batting .330 (33-for-100) with eight doubles, three triples, six home runs, 17 RBI and 20 runs scored in 23 games...selected to participate for World Team in XM Futures All-Star Game at Yankee Stadium July 13; started in left field, recording a single and a walk...placed on disabled list with a right quadriceps strain July 17-26...named Erie's Player of the Year...ranked second in Eastern League with a .522 slugging percentage, tied for second with 26 stolen bases, tied for fifth with seven triples and tied for seventh in batting (.303)...named to Eastern League Mid- and Postseason All-Star teams...played with Licey in the Dominican Winter League...named sixth best prospect in Tigers organization by *Baseball America*, following the season.

**2007:** Started season with Triple-A Lakeland (Detroit)...batted .390 in June ranking third in the Florida State League...finished fifth in the FSL with 28 stolen bases before transferring to Erie July 20...stole 34 bases between two levels ranking third in the Tigers organization...ranked 14th best prospect in Tigers organization by *Baseball America* following the season.

**2006:** Spent season with Single-A Lakeland...hit a grand slam May 20 at Palm Beach...placed on the disabled list July 20 with a left shin contusion, missing the rest of the season...ranked 13th best prospect in Tigers organization by *Baseball America* following the season.

**2005:** Selected to Midwest League Midseason All-Star team with Single-A West Michigan (Detroit)...ranked the fifth best prospect and best power hitter in the Tigers organization and 20th best prospect in Midwest League by *Baseball America* following the season.

**2004:** Missed season due to right shoulder surgery...named 11th best prospect in the Tigers organization by *Baseball America* following the season.

**2003:** Made professional debut with the GCL Tigers...finished second in GCL in triples, fourth in RBI and fifth in total bases...ranked 12th best prospect in Tigers organization by *Baseball America* following the season.

**PROFESSIONAL:** Signed by Detroit as an undrafted free agent February 5, 2003.

## GAME HIGHS

### 2013

Hits: 2, 4x, last 8/21 at DET

HR: - -

RBI: 1, 6x, last 8/22 at DET

Grand Slams: - -

Hit-Streak: 6, 8/16-22

SB: - -

### CAREER

Hits: 2, 5x, last 8/21/13 at DET

HR: - -

RBI: 1, 11x, last 8/22/13 at DET

Grand Slams: - -

Hit-Streak: 6, 8/16-22/13

SB: - -





### RAMIREZ'S PLAYING RECORD

YEAR	CLUB	AVG	G	AB	R	H	2B	3B	HR	RBI	SH	SF	HB	BB	SO	SB	CS	E	OBP
2003	GCL Tigers	.275	54	200	34	55	6	7	5	35	1	1	1	13	51	6	1	21	.321
2004	INJURED - DID NOT PLAY																		
2005	West Michigan	.262	131	493	69	129	21	2	16	65	1	5	7	35	143	21	8	26	.317
2006	Lakeland	.225	66	249	31	56	10	4	8	33	0	2	2	10	69	8	2	22	.259
2007	Lakeland	.273	88	319	48	87	7	4	10	41	0	3	1	20	86	28	6	5	.315
	Erie	.215	34	121	15	26	3	1	2	14	1	1	2	8	38	6	2	2	.273
2008	Erie	.303	110	433	74	131	24	7	19	73	0	1	5	43	138	26	12	4	.371
	Toledo	.083	11	36	2	3	1	0	0	0	0	0	1	1	11	1	0	1	.132
2009	Toledo	.258	113	434	69	112	18	6	17	51	0	2	4	41	143	33	10	11	.326
	<b>DETROIT</b>	<b>.364</b>	<b>15</b>	<b>11</b>	<b>6</b>	<b>4</b>	<b>0</b>	<b>1</b>	<b>1</b>	<b>3</b>	<b>0</b>	<b>1</b>	<b>0</b>	<b>1</b>	<b>3</b>	<b>0</b>	<b>0</b>	<b>0</b>	<b>.385</b>
2010	Erie	.241	56	212	34	51	10	4	15	42	0	1	0	22	84	5	6	2	.311
	Toledo	.216	41	153	15	33	4	2	4	14	0	0	2	10	60	7	2	2	.273
	Gwinnett	.253	24	83	16	21	3	1	4	14	0	1	3	10	22	2	0	2	.351
2011	Gwinnett	.267	81	288	40	77	16	3	11	36	4	3	1	17	70	19	6	2	.307
	<b>ATLANTA</b>	<b>.231</b>	<b>20</b>	<b>26</b>	<b>5</b>	<b>6</b>	<b>2</b>	<b>0</b>	<b>0</b>	<b>2</b>	<b>0</b>	<b>0</b>	<b>0</b>	<b>4</b>	<b>11</b>	<b>0</b>	<b>2</b>	<b>1</b>	<b>.333</b>
2012	Ft. Myers	.267	4	15	1	4	0	0	0	0	0	0	0	1	5	0	0	0	.313
	New Britain	.388	11	49	12	19	3	3	4	7	0	0	0	2	10	2	0	0	.412
	Rochester	.276	98	370	39	102	18	1	15	54	0	3	5	18	97	7	7	2	.316
2013	GCL Twins	.273	4	11	2	3	1	0	1	1	0	0	0	1	2	0	0	0	.333
	Ft. Myers	.111	3	9	3	1	0	0	0	0	0	0	0	2	2	0	0	0	.273
	New Britain	.172	7	29	3	5	1	0	0	0	0	0	0	2	6	1	0	0	.226
	<b>MINNESOTA</b>	<b>.272</b>	<b>35</b>	<b>81</b>	<b>5</b>	<b>22</b>	<b>6</b>	<b>1</b>	<b>0</b>	<b>6</b>	<b>0</b>	<b>1</b>	<b>1</b>	<b>3</b>	<b>23</b>	<b>0</b>	<b>0</b>	<b>0</b>	<b>.302</b>
Minor League Totals		.261	936	3504	507	915	146	45	131	480	7	23	34	256	1037	172	62	102	.316
National League Totals		.231	20	26	5	6	2	0	0	2	0	0	0	4	11	0	2	1	.333
American League Totals		.283	50	92	11	26	6	2	1	9	0	2	1	4	26	0	0	0	.313
Major League Totals		.271	70	118	16	32	8	2	1	11	0	2	1	8	37	0	2	1	.318

### RAMIREZ'S CAREER FIELDING RECORD

POSITION	PCT	G	PO	A	E	TC	DP	PB
Outfield	.984	37	60	2	1	63	0	—

### HOW TO FIGURE...

**BATTING AVERAGE:** Divide the number of safe hits by the total number of at-bats (at-bats do not include walks, sacrifices, hit-by-pitch, or times awarded first on obstruction or interference).

**SLUGGING PERCENTAGE:** Divide the total bases of all safe hits by the total number of at-bats.

**ON-BASE PERCENTAGE:** Add the total number of hits, walks and hit-by-pitch and divide by the total of at-bats, walks, hit-by-pitches and sacrifice flies.

**EARNED RUN AVERAGE:** Multiply the total number of earned runs by nine, then divide the result by the number of innings pitched.

**FIELDING AVERAGE:** Divide the total putouts and assists by the total of putouts, assists and errors (total chances).

**CONSECUTIVE HITTING STREAKS:** A consecutive hitting streak shall not be terminated if the plate appearance results in a base on balls, hit batsman, defensive interference, or a sacrifice bunt. A sacrifice fly shall terminate the streak.

**WON-LOST PERCENTAGE:** Divide the number of games won by the total number of games played.





# DAN ROHLFING

**HEIGHT/WEIGHT:** 6-0/200  
**BORN:** 2/12/89 in St. Louis, MO  
**RESIDES:** St. Louis, MO  
**ACQUIRED:** 14th round, 2007 First-Year Player Draft  
**M.L. SERVICE:** None  
**CONTRACT STATUS:** Signed thru 2014

**BATS/THROWS:** R/R  
**OPENING DAY AGE:** 25



**NON-ROSTER INVITE**



**PERSONAL:** Daniel Wayne Rohlfiing (pronounced ROLL-fing)...2007 graduate of Oakville (MO) High School...named the Suburban West Conference Player of the Year, First-Team All-State and First-Team All-Conference as a catcher in senior season, batting .486 with three home runs, 27 RBI and a .591 on-base percentage...High School All-American nomination as senior...named First-Team All-Conference as a junior third baseman after batting .386...hit .305 as a sophomore.

## 2013:

- Was an invite to Twins spring training; was reassigned to minor league camp March 25 and began the season with Double-A New Britain.
- Hit .310 (18-for-58) with a .412 on-base percentage in 18 April games.
- Transferred to Triple-A Rochester May 28 and played in 26 games, hitting .314 (27-for-86) with a .402 on-base percentage; hit safely in 11 of first 12 games and in 15 of first 17.
- Optioned back to New Britain June 30 and played in 47 games to finish the season.
- Played 59 games at catcher, 41 in the outfield and seven at first base, between both levels.

**2012:** Was an invite to Twins spring training; was reassigned to minor league camp March 19...started the season with Single-A Ft. Myers...hit .218 (36-for-165) with eight doubles, one home run and 19 RBI in 45 games before being promoted to Double-A New Britain June 12...set season-high with four hits June 30 vs. Bowie...committed just two errors on the season, in consecutive games August 25 and 26 at New Hampshire, one in left field and one at catcher...hit .252 (41-for-163) with 12 doubles in 46 games for the Rock Cats...finished with minor league career-high in doubles (20) between both levels...played for Peoria Javelinas in the Arizona Fall League, batting .333 (6-for-18) with five RBI in five games; replaced Chris Herrmann on the roster, who left due to left shoulder inflammation.

**2011:** Started season with Single-A Ft. Myers and played in three games for the Miracle before being promoted to Double-A New Britain April 15...played 54 games for the Rock Cats...promoted to Single-A Ft. Myers July 11...recorded a single game-high with four hits in second game back with the Miracle July 13 vs. Dayton...batted .345 (20-for-58) against left-handed pitching at Ft. Myers...caught 74 games between Ft. Myers and New Britain (34 for Ft. Myers and 40 for New Britain).

**2010:** Spent the season at Single-A Ft. Myers...was converted from an outfielder to a catcher, catching 28 games for the Miracle and six in the outfield...recorded a season-high seven-game hitting streak April 25-May 14...went 3-for-4 with a double, a home run, two RBI and two runs scored May 6 vs. St. Lucie...played final game July 8 before being placed on the 7-day disabled list with right knee infection July 12.

**2009:** Spent the season with Rookie Elizabethton...hit only home run of the season August 17 vs. Danville (season-high three RBI)...recorded eight RBI in final 11 games...batted .295 (13-for-44) against left-handed pitching...played 32 games in the outfield, committing just one error.

**2008:** Spent the season with Rookie GCL Twins...hit first professional home run August 24 vs. GCL Orioles.

**2007:** Spent first professional season with Rookie GCL Twins...batted .318 (7-for-22) in seven games in July.

**PROFESSIONAL:** Selected by the Twins in the 14th round of the 2007 First-Year Player Draft; signed by Twins scout Gregg Miller.

ROHLFING'S PLAYING RECORD																			
YEAR	CLUB	AVG	G	AB	R	H	2B	3B	HR	RBI	SH	SF	HB	BB	SO	SB	CS	E	OBP
2007	GCL Twins	.232	22	56	3	13	1	0	0	7	1	1	0	7	11	0	2	0	.313
2008	GCL Twins	.200	25	70	10	14	3	1	1	8	0	0	3	7	17	0	0	2	.300
2009	Elizabethton	.239	32	113	17	27	6	2	1	14	0	2	0	15	26	1	0	1	.323
2010	Ft. Myers	.242	41	132	13	32	13	0	1	13	2	0	3	15	36	0	1	6	.333
2011	Ft. Myers	.272	49	173	25	47	8	1	2	13	2	2	1	13	37	1	2	5	.323
	New Britain	.247	54	166	19	41	7	0	0	21	1	0	0	12	33	1	2	2	.298
2012	Ft. Myers	.218	45	165	10	36	8	0	1	19	1	2	2	17	34	0	1	0	.296
	New Britain	.252	46	163	15	41	12	1	0	8	0	0	3	7	37	0	2	2	.295
2013	New Britain	.253	86	289	31	73	13	1	1	30	2	1	3	34	76	0	0	6	.336
	Rochester	.314	26	86	16	27	2	1	2	12	1	2	0	14	20	0	1	0	.402
Minor League Totals		.248	426	1413	159	351	73	7	9	145	10	10	15	141	327	3	11	24	.321





# DEIBINSON ROMERO

**HEIGHT/WEIGHT:** 6-1/215

**BORN:** 9/24/86 in Perdernales, DR

**RESIDES:** Perdernales, DR

**ACQUIRED:** Signed as an undrafted free agent, 7/21/04

**M.L. SERVICE:** None

**CONTRACT STATUS:** Signed thru 2014

**BATS/THROWS:** R/R

**OPENING DAY AGE:** 27

**NON-ROSTER INVITE**



**PERSONAL:** Deibinson Joel Romero (pronounced DAY-bin-son)...resides in Perdernales, Dominican Republic in the off-season.

## 2013:

- Was an invite to Twins spring training; was reassigned to minor league camp March 22 and began the season with Double-A New Britain.
- Hit .355 (11-for-31) with two doubles and three home runs in eight games for the Rock Cats, and was promoted to Triple-A Rochester May 22.
- Hit .321 (27-for-84) with four home runs, seven doubles and 21 RBI in 24 July games.
- Reached base safely in eight straight plate appearances July 24-26, going 5-for-5 with a home run, a double and three walks in that span.
- Hit from the fifth spot in the order 40 times, hitting .327 (49-for-150) with 10 home runs, eight home runs and 38 RBI from that spot.
- Ranked third on the Red Wings in RBI (50) and tied for third in home runs (10).

**2012:** Spent second full season at Double-A New Britain, hitting .267 with career-highs in home runs (19) and RBI (78)...named Twins minor league Player of the Week August 17, batting .375 (6-for-16) with one double, two home runs, seven RBI and three runs scored in four games...hit two home runs April 12 vs. New Hampshire, his third career multi-homer game...recorded 29 multi-hit games, including season-high four hits July 25 vs. Binghamton...named Eastern League Postseason All-Star after tying for fifth in the league in home runs and RBI, was sixth in walks (60) and third in games played (138)...ranked second among Twins minor leaguers in games played (138), third in walks (60), fourth in home runs and fifth in RBI.

**2011:** Spent season at Double-A New Britain, appearing in 121 games...batted .272 (28-for-103) against left-handed pitching and .251 (78-for-311) against right-handers...finished third on the team with 11 home runs...hit safely in 11 of 14 games June 15-July 2, batting .365 in that span (19-for-52)...played eight games for Leones del Escogido in the Dominican Winter League.

**2010:** Spent second full season at Single-A Ft. Myers...led the team in triples (5), runs scored (52), RBI (54) and walks (53)...ranked second on the team in home runs (6) and hits (100)...named Florida State League Player of the Week August 30, batting .474 (9-for-19) with three doubles, one triple, four RBI and six runs scored in six games...finished seventh in the league in walks (53) and ninth in on-base percentage (.348)...played six games for Leones del Escogido in the Dominican Winter League.

**2009:** Spent entire season at Single-A Ft. Myers and hit safely in six of first seven games, batting .393 (11-for-28) with six runs scored, six RBI, and five doubles...ranked second on the team in RBI (56) and walks (50), third in runs (57), and fourth in hits (94)...hit .322 (28-for-87) in June with three home runs, 15 RBI, and 15 runs scored...ranked 21st best prospect in the Twins organization by *Baseball America* entering the 2010 season.

**2008:** Spent season at Single-A Beloit, hitting safely in six of first seven games...disabled with surgery on left knee April 24-June 16...disabled for remainder of season with a broken right fibula July 19...ranked 21st best prospect in Twins organization by *Baseball America* entering 2009 season.

**2007:** Began season at Rookie Elizabethton...named Twins minor league Player of the Week July 13-19, batting .318 (7-for-22) with four home runs, six runs and 16 RBI...named Appalachian League Player of the Week July 16-22, hitting .480 (12-for-25) with three doubles, seven runs and six RBI...named Appalachian League Player of the Week August 13-19, hitting .407 (11-for-27) with five doubles, 10 runs and 11 RBI...named Twins minor league Player of the Month for August, batting .435 (39-for-111) with 10 doubles, four home runs and 23 RBI...promoted to Single-A Beloit September 2...named to Appalachian League Postseason All-Star team...tied for first in the Appalachian League in runs scored (60) and hits (78), was third in average (.316) and RBI (52), tied for third in home runs (9) and walks (34), and fourth in on-base percentage (.406)...rated best defensive infielder, best infield arm and 13th best prospect in the Twins system by *Baseball America* entering the 2008 season.

**2006:** Spent season with GCL Twins...collected 14 RBI in first 13 games...finished the season with an eight-game hit-streak, batting .406 (13-for-32)...led club and was fourth in both GCL and organization in average (.313)...was second in GCL in RBI (38) and runs (37), and was fourth in hits (55).

**2005:** Spent season with DSL Twins...tied for first on the club with steals (7), second in at-bats (175), third in games played (49) and hits (36), and fourth in runs scored (21).

**PROFESSIONAL:** Signed by the Twins as an undrafted free agent July 21, 2004; signed by Twins scout Fred Guerrero.

PLAYERS

2014  
ASG



# ROMERO'S PLAYING RECORD

YEAR	CLUB	AVG	G	AB	R	H	2B	3B	HR	RBI	SH	SF	HB	BB	SO	SB	CS	E	OBP
2005	DSL Twins	.206	49	175	21	36	4	0	1	12	0	1	8	12	36	7	3	17	.286
2006	GCL Twins	.313	50	176	37	55	10	2	4	38	0	4	4	13	37	6	3	13	.365
2007	Elizabethton	.316	66	247	60	78	16	2	9	52	0	5	7	34	47	9	3	13	.406
	Beloit	.300	2	10	2	3	1	0	0	3	0	0	0	1	4	0	0	0	.364
2008	Beloit	.268	40	149	21	40	8	1	3	18	0	3	3	7	38	1	2	11	.309
2009	Ft. Myers	.225	118	417	57	94	18	3	5	56	0	11	7	50	102	3	1	22	.311
2010	Ft. Myers	.252	111	397	52	100	16	5	6	54	0	4	8	53	91	1	1	15	.348
2011	New Britain	.256	121	414	55	106	27	2	11	58	4	7	7	40	93	1	2	22	.327
2012	New Britain	.267	138	469	62	125	23	1	19	78	0	9	10	60	95	2	0	18	.356
2013	New Britain	.355	8	31	6	11	2	0	3	6	0	0	0	4	7	0	0	0	.429
	Rochester	.266	86	304	40	81	15	1	10	50	0	3	4	47	75	4	0	14	.369
Minor League Totals		.261	789	2789	413	729	140	17	71	425	4	47	58	321	625	34	15	145	.345

# TWINS DESIGNATED HITTER HISTORY BY YEAR

YEAR	AVG	AB	R	H	2B	3B	HR	RBI	BB	SO
1973	STATS NOT AVAILABLE									
1974	.257	653	71	168	17	2	20	84	51	67
1975	.256	609	80	156	13	1	16	70	62	77
1976	.267	632	94	169	25	1	12	90	69	91
1977	.260	611	76	159	29	1	12	81	67	96
1978	.268	630	58	169	31	4	11	86	47	79
1979	.263	617	65	162	19	3	10	82	58	82
1980	.264	607	83	160	33	3	13	78	55	84
1981	.208	414	33	86	14	0	5	37	35	56
1982	.245	616	74	151	27	4	18	84	45	89
1983	.266	613	79	163	37	6	17	83	47	62
1984	.234	610	75	143	29	2	12	71	56	94
1985	.255	608	82	155	39	3	19	85	70	80
1986	.268	615	84	165	27	5	27	78	71	100
1987	.265	585	69	155	28	3	18	70	65	99
1988	.262	568	62	149	36	1	12	85	85	74
1989	.292	593	82	173	40	0	9	59	65	77
1990	.274	580	65	159	34	2	8	64	62	94
1991	.283	590	98	167	36	3	31	101	98	127
1992	.271	591	82	160	33	2	12	80	91	104
1993	.273	641	82	175	35	2	17	78	53	106
1994	.253	451	50	114	21	4	14	67	42	82
1995	.293	569	75	167	28	0	19	81	46	123
1996	.332	665	98	221	41	9	10	110	64	79
1997	.290	624	69	181	37	5	11	104	47	104
1998	.279	620	85	173	35	6	5	83	54	62
1999	.259	572	79	148	35	5	14	82	67	123
2000	.269	587	79	158	35	0	13	85	58	116
2001	.260	577	86	150	36	5	23	81	67	126
2002	.245	597	75	146	41	2	24	89	50	138
2003	.273	600	83	164	40	0	19	96	57	146
2004	.276	583	74	161	29	2	18	83	67	117
2005	.249	586	71	146	18	5	17	73	60	123
2006	.258	574	66	148	30	2	9	63	44	99
2007	.268	560	63	150	38	2	10	76	58	82
2008	.268	579	87	155	29	6	19	94	67	123
2009	.292	596	83	174	33	1	22	99	69	117
2010	.264	553	90	146	25	3	31	107	94	132
2011	.245	564	68	138	26	0	26	96	70	135
2012	.253	569	78	144	33	6	18	95	70	128
2013	.214	593	64	127	33	0	14	54	61	165
TOTALS	.265	23602	3017	6255	1225	111	635	3264	2464	4058

RED indicates team-highs





# MIGUEL SANO

**HEIGHT/WEIGHT:** 6-4/236

**BATS/THROWS:** R/R

**BORN:** 5/11/93 in San Pedro de Macoris, DR

**RESIDES:** San Pedro de Macoris, DR

**ACQUIRED:** Signed as an undrafted free agent, 10/9/09

**M.L. SERVICE:** None

**CONTRACT STATUS:** Signed thru 2014

**NON-ROSTER INVITE**



**PERSONAL:** Miguel Angel (Jean) Sano (pronounced suh-NO)...signed as a 16-year-old from San Pedro de Macoris, Dominican Republic on October 9, 2009...was one of the subjects of the 2011 "Ballplayer: Pelotero" documentary.

## 2013:

- Started season with Single-A Ft. Myers and hit .368 (35-for-95) with seven doubles, nine home runs and 24 RBI in 25 April games.
- Hit third career grand slam April 16 vs. Palm Beach.
- Reached base safely in 27 straight games April 20-May 21, posting a .470 on-base percentage in that span.
- Selected to play for the World Team in the Sirius-XM All-Star Future's Game at Citi Field in New York; started at third base and batted fourth, going 0-for-2 with a walk.
- Named Florida State League Midseason All-Star; did not play due to promotion to Double-A New Britain June 10.
- Ranked third best prospect in baseball at Midseason by *Baseball America*, behind Minnesota's Byron Buxton and St. Louis' Oscar Taveras.
- Named Eastern League Player of the Week August 12, hitting .417 (10-for-24) with four doubles, three home runs, 10 RBI and five runs scored in six games for the Rock Cats.
- Hit nine home runs and recorded 23 RBI in 25 August games.
- Recorded four multi-homer games, all coming after June 8, one with the Ft. Myers and three with New Britain.
- Combined to hit .280 (123-for-439) with 30 doubles, five triples, 35 home runs, 103 RBI, 86 runs scored, 65 walks and 11 stolen bases in 123 games between both levels.
- Ranked third among all minor leaguers in home runs (35), second in slugging percentage (.610) and OPS (.992), tied for second in extra-base hits (70), sixth in total bases (268), and tied for seventh in RBI (103).
- His 35 home runs were tied for sixth most ever for a Twins minor leaguer (since '61) and most since Stan Holmes hit 37 for Single-A Visalia in 1983.
- Named third baseman on MiLB.com Twins organizational All-Star team.
- Named High Class-A Player of the Year, Minor league All-Star and High Class-A All-Star by *Baseball America*.
- Ranked second best prospect and best power hitter in the Twins system by *Baseball America* entering 2014.

**2012:** Spent season with Single-A Beloit...hit first career grand slam April 6 vs. Peoria...named Twins minor league Player of the Month for April, hitting .276 (24-for-87) with five doubles, six home runs, 21 RBI and 17 runs scored...named Twins minor league Player of the Week May 4, hitting .500 (10-for-20) with two home runs and nine RBI...named Midwest League Player of the Week August 20...named Midwest League All-Star Game selection...led Midwest League in home runs (28), RBI (100) and total bases (238), and second in walks (80)...Midwest League Prospect of the Year...Midwest League Mid- and Postseason All-Star...*Baseball America* Second-Team minor league All-Star...*Baseball America* Low Class-A All-Star...ranked second best prospect in the Midwest League by *Baseball America*...named third baseman on MiLB.com's Twins organizational All-Star team...named top prospect in Twins organization by *Baseball America* entering 2013, ninth best prospect in baseball by *Baseball America* and 12th best in baseball by MLB.com...recipient of Sherry Robertson Award as Twins minor league Player of the Year.

**2011:** Spent season with Rookie Elizabethton...went 4-for-5 with two doubles and a home run June 28 vs. Johnson City...named Twins minor league Player of the Week July 8...recorded first career multi-homer game July 19 vs. Bristol (3 on the season)...hit .351 (27-for-77) with seven doubles, 10 home runs and 30 RBI in final 18 games August 12-30...Appalachian League Player of the Week August 1-7 and August 29-September 5...named Appalachian League Postseason All-Star and *Baseball America* rookie All-Star...ranked top prospect in Appalachian League by *Baseball America*...named top prospect in Twins organization by *Baseball America* entering 2012; 18th best prospect in baseball by *Baseball America*, and 23rd best prospect in baseball by MLB.com...named to MiLB.com's 2011 Twins organizational All-Star team.

**2010:** Began professional career with DSL Twins...homered in first career at-bat, hitting a solo home run in the first inning vs. DSL White Sox...named Twins minor league Player of the Week August 27...led team in average (.344), on-base percentage (.463) and slugging percentage (.547)...transferred to GCL Twins July 5...finished second on club in doubles (14) and slugging percentage (.466)...ranked second best prospect in Gulf Coast League by *Baseball America*...ranked third best prospect and best power hitter in the Twins organization by *Baseball America*...ranked 60th best prospect in baseball by *Baseball America* entering 2011...named to MiLB.com's Twins organizational All-Star team.

**2009:** Ranked as the Twins fourth best prospect and 94th best in baseball by *Baseball America* entering the 2010 season.

**PROFESSIONAL:** Signed by the Twins as an undrafted free agent October 9, 2009; signed by Twins scout Fred Guerrero.

PLAYERS

2014  
ASG



SANO'S PLAYING RECORD																			
YEAR	CLUB	AVG	G	AB	R	H	2B	3B	HR	RBI	SH	SF	HB	BB	SO	SB	CS	E	OBP
2010	DSL Twins	.344	20	64	11	22	2	1	3	10	0	1	1	14	17	2	1	8	.463
	GCL Twins	.291	41	148	23	43	14	0	4	19	1	1	1	10	43	2	2	14	.338
2011	Elizabethton	.292	66	267	58	78	18	7	20	59	0	1	2	23	77	5	4	26	.352
2012	Beloit	.258	129	457	75	118	28	4	28	100	0	8	8	80	144	8	3	42	.373
2013	Ft. Myers	.330	56	206	51	68	15	2	16	48	0	2	6	29	61	9	2	11	.424
	New Britain	.236	67	233	35	55	15	3	19	55	0	3	4	36	81	2	1	12	.344
Minor League Totals		.279	379	1375	253	384	92	17	90	291	1	16	22	192	423	28	13	113	.373

### SANO'S PROFESSIONAL AWARDS AND HONORS

**2013:** Top prospect in Twins organization by *Baseball America*  
Ninth best prospect in baseball by *Baseball America*  
12th best prospect in baseball by MLB.com  
Midseason third best prospect in baseball by *Baseball America*  
Florida State Midseason All-Star  
Sirius-XM Future's All-Star  
MiLB.com's Twins organizational All-Star Team  
Eastern League Player of the Week (August 12)  
High Class-A Player of the Year by *Baseball America*  
Minor league All-Star by *Baseball America*  
High Class-A All-Star by *Baseball America*

**2012:** Top prospect in Twins organization by *Baseball America*  
18th best prospect in baseball by *Baseball America*  
23rd best prospect in baseball by MLB.com  
Second best prospect in Midwest League by *Baseball America*  
*Baseball America* Second-Team minor league All-Star  
*Baseball America* Low Class-A All-Star  
Midwest League Prospect of the Year  
Midwest League All-Star Game Selection  
Midwest League Midseason All-Star  
Midwest League Postseason All-Star  
Named to MiLB.com's Twins organizational All-Star Team  
Sherry Robertson Award as Twins minor league Player of the Year  
Midwest League Player of the Week (August 20)

**2011:** Third best prospect in Twins organization by *Baseball America*  
60th best prospect in baseball by *Baseball America*  
Top prospect in Appalachian League by *Baseball America*  
*Baseball America* Rookie All-Star  
Appalachian League Postseason All-Star  
MiLB.com's Twins organizational All-Star Team  
Appalachian League Player of the Week (August 8)  
Appalachian League Player of the Week (September 6)

**2010:** Fourth best prospect in Twins organization by *Baseball America*  
94th best prospect in baseball by *Baseball America*  
Second best prospect in Gulf Coast League by *Baseball America*  
MiLB.com's Twins organizational All-Star Team



### Miguel Sano

Hit 35 home runs last season, tying him for the sixth most ever by a Twins minor leaguer (since '61) and most since 1983. He has hit 83 home runs over his last three seasons.





# DANNY SANTANA

**HEIGHT/WEIGHT:** 5-11/160

**BORN:** 11/7/90 in Monte Plata, DR

**RESIDES:** Monte Plata, DR

**ACQUIRED:** Signed as an undrafted free agent, 12/6/07

**M.L. SERVICE:** None

**CONTRACT STATUS:** Signed thru 2014

**BATS/THROWS:** S/R

**OPENING DAY AGE:** 23



**PERSONAL:** Daniel Ernesto Santana...wife, Johanny...signed as 17-year-old from Monte Plata, Dominican Republic...is the youngest of four children, two brothers Deivi, Danilo and one sister, Rossy.

## 2013:

- Participated in his first Twins major league spring training, was optioned March 11...spent season with Double-A New Britain.
- Hit first Double-A home run June 9 at Bowie.
- Hit over .300 in three different months — .339 (39-for-115) in 28 May games, .304 (31-for-102) in 25 July games and .319 (37-for-116) in 28 August games.
- Named Twins minor league Player of the Week August 23, hitting .429 (12-for-28) with one double, one home run, five RBI and four runs scored in seven games.
- Played 125 games at shortstop, committing 32 errors.
- Ranked third in the Eastern League and second among all Twins minor leaguers in stolen bases (30)...tied for second among Twins minor leaguers in triples (10).
- Hit .323 (51-for-158) with 14 extra-base hits off left-handed pitching and .286 (109-for-381) with 20 extra-base hits off right-handers.
- Named Eastern League Postseason All-Star.
- Named utility player on MiLB.com Twins organizational All-Star team.
- Named ninth best prospect and best defensive infielder in the Twins system by *Baseball America* entering 2014.

**2012:** Spent season with Single-A Ft. Myers, hitting .556 (10-for-18) in first four games...set career-high with five hits May 6 vs. Lakeland...named Twins minor league Player of the Week May 11, batting .414 (12-for-29) with one double, one home run, three RBI and eight runs scored in five games...batted .305 (29-for-95) in 22 April games and .311 (28-for-90) in 22 May games...named Florida State League All-Star Game selection...ranked third in the Twins entire organization in triples (9), fifth in hits (145), tied for eighth in stolen bases (17) and 10th in runs scored (70)...played 85 games at shortstop, 32 games at second base and two games in the outfield, committing 26 errors, which ranked third in the Twins organization...named shortstop on the MiLB.com Twins organizational All-Star team...ranked ninth best prospect in the Twins organization by *Baseball America* entering the 2013 season...added to Twins 40-man roster in November.

**2011:** Spent entire season with Single-A Beloit...batted .293 (27-for-92) against right-handed pitchers and .231 (63-for-273) against lefties...led the Twins organization in errors, committing 28.

**2010:** Split time between Rookie Elizabethton and Single-A Beloit...hit safely in 25 of 30 games at Elizabethton...named 20th best prospect in the Twins organization by *Baseball America* entering 2011.

**2009:** Spent entire season with GCL Twins...named Twins minor league Player of the Week August 8, batting .429 (9-for-21) with seven runs, 11 RBI, two home runs and one double in five games...led team in at-bats (70), runs (30), RBI (25) and stolen bases (12)...ranked 25th best prospect in Twins organization by *Baseball America* entering 2010 season.

**2008:** Spent first season with DSL Twins...finished with a nine-game hitting streak August 11-23, including 10 RBI in that span...batted .322 (19-for-59) with 12 RBI and 12 runs scored in 15 August games...led team and was second in DSL in triples (10).

**PROFESSIONAL:** Signed as an undrafted free agent December 6, 2007; signed by scout Fred Guerrero.

## SANTANA'S PLAYING RECORD

YEAR	CLUB	AVG	G	AB	R	H	2B	3B	HR	RBI	SH	SF	HB	BB	SO	SB	CS	E	OBP
2008	DSL Twins	.274	51	190	37	52	6	10	1	27	3	4	2	20	38	15	4	14	.343
2009	GCL Twins	.265	44	170	30	45	7	5	3	25	3	2	2	8	27	12	1	14	.302
2010	Elizabethton	.264	30	140	23	37	8	1	4	16	0	0	1	3	30	5	4	8	.285
	Beloit	.238	40	130	14	31	4	3	0	11	2	2	3	7	40	10	4	12	.289
2011	Beloit	.247	104	365	55	90	15	5	7	41	10	5	4	25	98	24	15	28	.298
2012	Ft. Myers	.286	121	507	70	145	21	9	8	60	3	3	5	29	77	17	11	26	.329
2013	New Britain	.297	131	539	66	160	22	10	2	45	11	5	8	24	94	30	13	32	.333
<b>Minor League Totals</b>		<b>.274</b>	<b>521</b>	<b>2041</b>	<b>295</b>	<b>560</b>	<b>83</b>	<b>43</b>	<b>25</b>	<b>225</b>	<b>32</b>	<b>21</b>	<b>25</b>	<b>116</b>	<b>404</b>	<b>113</b>	<b>52</b>	<b>134</b>	<b>.318</b>

PLAYERS

2014  
ASG





# KURT SUZUKI

**HEIGHT/WEIGHT:** 5-11/233

**BORN:** 10/4/83 in Wailuku, HI

**RESIDES:** Torrance, CA

**ACQUIRED:** Signed as free agent, 12/23/13

**M.L. SERVICE:** 6 years, 113 days

**CONTRACT STATUS:** Signed thru 2014

**BATS/THROWS:** R/R

**OPENING DAY AGE:** 30



**PERSONAL:** Kurt Kiyoshi Suzuki (pronounced soo-ZOO-kee)...wife, Renee...daughter, Malia (4/28/11), and son, Kai (11/4/13)...2001 graduate of H.P. Baldwin HS in Wailuku, Maui, Hawaii...attended Cal State Fullerton, majoring in Kinesiology...won the Johnny Bench Award following the 2004 season, given annually to the nation's top collegiate catcher...also named All-America selection by *Baseball America* and *Collegiate Baseball* and was named Big West Player of the Year after hitting .413 with 16 home runs and 87 RBI...led Fullerton to the College World Series championship, his two-out RBI single in the bottom of the seventh inning broke a 2-2 tie to lead the Titans to a 3-2 win over Texas in the championship game...hosted the Inaugural Kurt Suzuki Baseball Clinic in Maui in 2012 to raise awareness for the All PONO Sports Organization, which promote healthy lifestyles and exercise for children in Hawaii, as well as teach baseball fundamentals...started the Kurt Suzuki Family Foundation in 2011 to support the scientific research of chronic illnesses-specifically kidney disease research-and encourage and promote healthy lifestyle choices...is an ambassador for the NephCure Foundation...along with his wife, raised over \$61,000 for the Jon Wilhite Recovery Fund, to help alleviate medical costs accrued by his friend and former Cal State Fullerton teammate who was injured in the tragic car accident that took the lives of Angels pitcher Nick Adenhardt and three others in 2009...named co-recipient of the 2009 Dave Stewart Community Service Award which is given annually to an A's player for outstanding work in the community...voted the 2009 Catfish Hunter Award winner by his teammates, an honor for the A's player's performance on the field and conduct in the clubhouse.

## 2013:

- Started season with Washington.
- Tied career-high with 10-game hitting streak May 3-19 (last 2009), with exactly one hit in each game during the streak, tying the Nationals franchise record for consecutive games with exactly one hit (Shane Andrews, April 12-23, 1998 with Montreal).
- Started 61 of the Nationals 84 games at catcher through July 3, then started just 12 of final 43 games with Washington before being traded to Oakland August 23 in exchange for pitcher Dakota Bacus.
- Hit .273 (18-for-66) with two home runs and 13 RBI in 28 games post-All-Star Break.
- Hit .303 (10-for-33) with two home runs and seven RBI in 15 games for the A's.
- Played 94 games overall, his fewest since his rookie season of 2007 (68).
- Committed six errors, posting a .991 fielding percentage, which ranked fifth best among all catchers in baseball.

## MAJOR LEAGUE CATCHING LEADERS

### GAMES PLAYED SINCE 2008

1. Yadier Molina.....	796
2. A.J. Pierzynski.....	754
3. Russell Martin.....	752
4. Kurt Suzuki.....	738
5. Brian McCann.....	733

out twice May 13 vs. Chicago, snapping a career-best streak of 17 games and 73 plate appearances without a strikeout...committed first error of the season May 20, snapping a 78-game errorless streak as a catcher dating back to previous error August 8, 2010; the streak was six short of career-high of 84...recorded second career two-homer game August 17 vs. Baltimore (also June 3, 2010 at Boston)...played 592nd career game as catcher September 25 at Los Angeles-AL, passing Ramon Hernandez for second most in Oakland history...hit 12 of 14 home runs off right-handed pitching...13 of his 14 home runs were solo shots...made 127 starts at catcher, ranking third in the AL.

**2010:** Made third straight Opening Day start at catcher April 5 vs. Seattle, committing two errors, the first two-error game of his career...recorded seventh career walk-off hit (double) April 7 vs. Seattle, it was his third walk-off double, tying Terrence Long for the most in Oakland history...grounded into a triple play August 22 vs. New York-AL, the seventh triple play turned against the A's in club history...placed on 15-day disabled list April 30 with an intercostal strain, his first career stint on the DL...played three games on rehab assignment with Triple-A Sacramento May 11-15...reinstated from the DL May 16 and started each of the A's first 11 games at catcher following his return, matching the longest consecutive games started streak at catcher of his career (June 6-18, 2008 and July 21-August 2, 2008)...drove in the winning run May 18 vs. Seattle with a RBI-single in the bottom of the 10th inning, eighth walk-off of his career, tying him for third most in Oakland history...placed on Bereavement List June 11-15...hit six home runs in June, tied for seventh in the AL and his most ever in a month...signed four-year contract through the 2013 season with a club option for 2014 July 23...tied for the team lead in RBI (71) and tied for second in home runs (13)...it marked the second consecutive season he led the club in RBI...ranked fourth in the AL in plate appearances-per-strikeout (11.10) and tied for fifth in hit by pitches and grounded into double plays (22)...A's pitchers posted a 3.27 ERA with him behind the plate, which was the lowest mark in the AL and third lowest in the majors; they had a 4.46 ERA with the other three catchers...ranked second among AL catchers in total chances (868) and putouts

## GAME HIGHS

### 2013

**Hits:** 3, 4x, last 8/28 at DET

**HR:** 1, 5x, last 9/21 vs. MIN

**RBI:** 3, 3x, last 8/30 vs. TB

**Grand Slams:** - -

**Hit-Streak:** 10, 5/3-19

**SB:** 1, 2x, last 5/16 at SD

### CAREER

**Hits:** 4, 5x, last 8/28/10 at TEX

**HR:** 2, 2x, last 8/17/11 vs. BAL

**RBI:** 5, 6/20/08 vs. FLA

**Grand Slams:** 1, 9/10/07 at SEA

**Hit-Streak:** 10, 2x, last

5/3-19/13

**SB:** 2, 6/10/09 vs. MIN





(825) and was third in games (123)...committed a career-high eight errors for a .991 fielding percentage, which ranked fourth lowest among the 14 AL qualifying catchers...ranked second among AL catchers in RBI (66) and tied for third in home runs (13).

**2009:** Hit .343 (23-for-67) in 17 April games...stole a career-high two bases June 10 vs. Minnesota...had three assists in the fifth inning June 18 at Los Angeles-NL and all were putouts to different players (first base, second base and shortstop), first time since 1976 that a catcher recorded three assists in an inning, with the putouts going to three different positions (Vic Correll, ATL September 17, 1976)...committed an error August 2 vs. Toronto, snapping a career best 84-game errorless streak dating back to April 10...recorded 24 RBI in September, tied for third in the AL...led AL catchers in games started (132) for the second consecutive season; also led in innings (1173.1), putouts (923) and total chances (996) and tied for the lead in games (135)...posted career-highs in runs (74), hits (156), doubles (37), home runs (15), RBI (88), stolen bases (8) and slugging percentage (.421)...led the A's in hits, doubles, RBI, slugging percentage, hit by pitches (8), sacrifice flies (7), multiple RBI games (20) and go-ahead RBI (18)...struck out 59 times for an average of 10.41 plate appearances-per-strikeout, sixth best ratio in the AL...named the third best defensive catcher in the AL in *Baseball America's* best tools survey...led AL catchers in doubles (34), RBI (83) and stolen bases (8)...hit .311 (92-for-296) on the road...ranked eighth in the AL in RBI Post-All-Star Break (51).

**2008:** Spent first full season in the majors...had first career four-hit game April 14 at Chicago...hit .327 in first 16 games before being inserted into the leadoff spot April 18...recorded third career walk-off RBI June 20 vs. Florida, doubling in the 11th inning...hit .370 (30-for-81) in June, third in the AL...hit first career pinch hit home run July 10 vs. Seattle...hit game-ending pinch hit home run August 15 vs. Chicago-AL...hit game-winning pinch hit double August 28 vs. Minnesota, second game-ending pinch hit of the season...led AL catchers in games (141), games started (136), innings caught (1215.0), total chances (986) and putouts (927)...led the A's in batting average (.279), hits (148), hit by pitches (11) and multi-hit games (36), and tied for first in games (148)...tied for seventh in the AL in hit by pitches...tied for the AL lead in pinch home runs (2) and tied for fifth in pinch hits (5).

**2007:** Began season at Triple-A Sacramento (Oakland)...had contract selected June 10 and made major league debut June 12 at Houston, grounding out as a pinch hitter in first at-bat...recorded first major league hit June 14 at Houston, a pinch hit single off Brian Moehler...hit first career home run June 19 vs. Cincinnati, a solo shot off Todd Coffey...caught Shane Komine July 17 vs. Texas, becoming the first Hawaiian-born battery in major league history...hit first career walk-off home run August 16 vs. Chicago-AL, a three-run shot off Matt Thornton with two outs in the bottom of the 10th...hit first career grand slam September 10 at Seattle...hit walk-off single in A's final game September 30 vs. Los-Angeles-AL...started 56 of the A's final 70 games at catcher following the trade of Jason Kendall July 16...hit six home runs from the nine spot in the order, the third most in the AL.

**2006:** Spent entire season at Double-A Midland (Oakland)...named Texas League All-Star...tossed out 33 of 70 attempted base stealers (47.1%), the second best mark in the Texas League...led all Texas League catchers in fielding percentage (.997) and games (91)...played for the United States in the All-Star Futures game July 9 at Pittsburgh and went 0-for-1...named to the U.S. Olympic Qualifying team...suffered a bruised left wrist while playing for the U.S. team in Cuba and did not return to Midland.

**2005:** Spent first full professional season with Single-A Stockton (Oakland)...led California League in games caught (104)...also led CL catchers in total chances (947), putouts (882), errors (15) and passed balls (19)...reached base safely in 27 consecutive games June 1-July 5...hit first professional grand slam June 17 vs. Rancho Cucamonga...played for the Phoenix Desert Dogs in the Arizona Fall League, hitting .342 with seven RBI and a .447 on-base percentage in 13 games.

**2004:** Spent season at Single-A Vancouver (Oakland)...hit safely in each of his first 12 games July 17-29, hitting .362 during the streak with two home runs and eight RBI.

**PROFESSIONAL:** Oakland's second round pick in the 2004 First-Year Player Draft; signed by scout Randy Johnson.

#### SUZUKI'S PLAYING RECORD

YEAR	CLUB	AVG	G	AB	R	H	2B	3B	HR	RBI	SH	SF	HB	BB	SO	SB	CS	E	OBP
2004	Vancouver	.297	46	175	27	52	10	3	3	31	3	3	12	18	26	0	1	1	.394
2005	Stockton	.277	114	441	85	122	26	5	12	65	2	5	12	63	61	5	3	15	.378
2006	Midland	.285	99	376	64	107	26	1	7	55	0	1	9	58	50	5	3	2	.392
2007	Sacramento	.280	55	211	32	59	9	0	3	27	1	3	4	21	41	0	0	3	.351
	<b>OAKLAND</b>	<b>.249</b>	<b>68</b>	<b>213</b>	<b>27</b>	<b>53</b>	<b>13</b>	<b>0</b>	<b>7</b>	<b>39</b>	<b>3</b>	<b>5</b>	<b>3</b>	<b>24</b>	<b>39</b>	<b>0</b>	<b>0</b>	<b>2</b>	<b>.327</b>
2008	<b>OAKLAND</b>	<b>.279</b>	<b>148</b>	<b>530</b>	<b>54</b>	<b>148</b>	<b>25</b>	<b>1</b>	<b>7</b>	<b>42</b>	<b>2</b>	<b>1</b>	<b>11</b>	<b>44</b>	<b>69</b>	<b>2</b>	<b>3</b>	<b>6</b>	<b>.346</b>
2009	<b>OAKLAND</b>	<b>.274</b>	<b>147</b>	<b>570</b>	<b>74</b>	<b>156</b>	<b>37</b>	<b>1</b>	<b>15</b>	<b>88</b>	<b>1</b>	<b>7</b>	<b>8</b>	<b>28</b>	<b>59</b>	<b>8</b>	<b>2</b>	<b>5</b>	<b>.313</b>
2010	Sacramento	.375	3	8	4	3	2	0	1	5	0	0	0	2	1	0	0	0	.500
	<b>OAKLAND</b>	<b>.242</b>	<b>131</b>	<b>495</b>	<b>55</b>	<b>120</b>	<b>18</b>	<b>2</b>	<b>13</b>	<b>71</b>	<b>0</b>	<b>4</b>	<b>12</b>	<b>33</b>	<b>49</b>	<b>3</b>	<b>2</b>	<b>8</b>	<b>.303</b>
2011	<b>OAKLAND</b>	<b>.237</b>	<b>134</b>	<b>460</b>	<b>54</b>	<b>109</b>	<b>26</b>	<b>0</b>	<b>14</b>	<b>44</b>	<b>3</b>	<b>7</b>	<b>7</b>	<b>38</b>	<b>64</b>	<b>2</b>	<b>2</b>	<b>7</b>	<b>.301</b>
2012	<b>OAKLAND</b>	<b>.218</b>	<b>75</b>	<b>262</b>	<b>19</b>	<b>57</b>	<b>15</b>	<b>0</b>	<b>1</b>	<b>18</b>	<b>2</b>	<b>2</b>	<b>3</b>	<b>9</b>	<b>53</b>	<b>1</b>	<b>0</b>	<b>2</b>	<b>.250</b>
	<b>WASHINGTON</b>	<b>.267</b>	<b>43</b>	<b>146</b>	<b>17</b>	<b>39</b>	<b>5</b>	<b>0</b>	<b>5</b>	<b>25</b>	<b>2</b>	<b>3</b>	<b>2</b>	<b>11</b>	<b>20</b>	<b>1</b>	<b>0</b>	<b>3</b>	<b>.321</b>
2013	<b>WASHINGTON</b>	<b>.222</b>	<b>79</b>	<b>252</b>	<b>19</b>	<b>56</b>	<b>11</b>	<b>1</b>	<b>3</b>	<b>25</b>	<b>2</b>	<b>4</b>	<b>3</b>	<b>20</b>	<b>32</b>	<b>2</b>	<b>0</b>	<b>5</b>	<b>.283</b>
	<b>OAKLAND</b>	<b>.303</b>	<b>15</b>	<b>33</b>	<b>6</b>	<b>10</b>	<b>2</b>	<b>0</b>	<b>2</b>	<b>7</b>	<b>0</b>	<b>0</b>	<b>0</b>	<b>2</b>	<b>3</b>	<b>0</b>	<b>0</b>	<b>1</b>	<b>.343</b>
<b>Minor League Totals</b>		<b>.283</b>	<b>317</b>	<b>1211</b>	<b>212</b>	<b>343</b>	<b>73</b>	<b>9</b>	<b>26</b>	<b>183</b>	<b>6</b>	<b>12</b>	<b>37</b>	<b>162</b>	<b>179</b>	<b>10</b>	<b>7</b>	<b>21</b>	<b>.381</b>
<b>National League Totals</b>		<b>.239</b>	<b>122</b>	<b>398</b>	<b>36</b>	<b>95</b>	<b>16</b>	<b>1</b>	<b>8</b>	<b>50</b>	<b>4</b>	<b>7</b>	<b>5</b>	<b>31</b>	<b>52</b>	<b>3</b>	<b>0</b>	<b>8</b>	<b>.297</b>
<b>American League Totals</b>		<b>.255</b>	<b>718</b>	<b>2563</b>	<b>289</b>	<b>653</b>	<b>136</b>	<b>4</b>	<b>59</b>	<b>309</b>	<b>11</b>	<b>26</b>	<b>44</b>	<b>178</b>	<b>336</b>	<b>16</b>	<b>9</b>	<b>21</b>	<b>.311</b>
<b>Major League Totals</b>		<b>.253</b>	<b>840</b>	<b>2961</b>	<b>325</b>	<b>748</b>	<b>152</b>	<b>5</b>	<b>67</b>	<b>359</b>	<b>15</b>	<b>33</b>	<b>49</b>	<b>209</b>	<b>388</b>	<b>19</b>	<b>9</b>	<b>39</b>	<b>.309</b>

#### SUZUKI'S CAREER FIELDING RECORD

POSITION	PCT	G	PO	A	E	TC	DP	PB
Catcher	.994	804	5456	339	39	5834	35	36

#### SUZUKI'S DIVISION SERIES RECORD

YEAR	OPPONENT	AVG	G	AB	R	H	2B	3B	HR	RBI	SH	SF	HB	BB	SO	SB	CS	E	OBP
2012	St. Louis	.235	5	17	0	4	0	0	0	2	0	0	0	2	4	0	0	0	.316





# ANTHONY SWARZAK

**HEIGHT/WEIGHT:** 6-4/209  
**BORN:** 9/10/85 in Ft. Lauderdale, FL  
**RESIDES:** Ft. Lauderdale, FL  
**ACQUIRED:** 2nd round, 2004 First-Year Player Draft  
**M.L. SERVICE:** 3 years, 38 days  
**CONTRACT STATUS:** Signed thru 2014

**BATS/THROWS:** R/R  
**OPENING DAY AGE:** 28



**PERSONAL:** Anthony Ray Swarzak (pronounced SWAR-zack)...2004 graduate of Nova (FL) High School.

## 2013:

- Made Twins Opening Day roster for second consecutive season.
- Earned the win in first appearance April 7 at Baltimore, pitching 1.1 scoreless innings.
- Posted a 1.93 ERA (14.0 IP, 3 ER) in six April games.
- Posted a 1.56 ERA (17.1 IP, 3 ER) in eight August games.
- Set single season career-high with 45th appearance September 19 at Oakland.
- Made 10 appearances of 3.0-plus innings pitched and four appearances of 4.0-plus innings pitched.
- Pitched 96.0 relief innings, tying him with Juan Berenguer (1988) for eighth most for a reliever in club history and most since Greg Swindell pitched 112.0 in 1997.
- Led all MLB relievers in innings pitched, the first Twin to lead baseball in relief innings since Greg Swindell (112.0 in 1997).

## MAJOR LEAGUE PITCHING LEADERS

### INNINGS FOR RELIEVERS IN 2013

1. Anthony Swarzak, MIN.....96.0
2. Josh Collmenter, ARI.....92.0
3. Alfredo Simon, CIN.....87.2
4. Tommy Hunter, BAL.....86.1
5. Craig Stammen, WAS.....81.2

**2012:** Made Twins Opening Day roster for first time in career...started Twins third game of season April 8 at Baltimore, allowing just one run on four hits in 5.0 innings and was dealt the loss...started three games April 8-19 as Twins lost original starters Scott Baker (elbow) and Jason Marquis (personal)...moved to bullpen upon Marquis' return...posted 3.06 ERA (17.2 IP, 6 ER) in nine appearances April 22-May 20...earned first win of season, tossing 1.0 scoreless inning June 17 vs. Milwaukee...placed on 15-day disabled list with mild right rotator cuff strain July 26; reinstated August 15...went 3-1, 4.05 ERA (73.1 IP, 33 ER) in 39 relief appearances and went 0-5, 8.10 ERA (23.1 IP, 21 ER) in five starts.

**2011:** Participated in Twins major league spring training, was optioned March 14; started season with Triple-A Rochester...was Red Wings Opening Day starter for the second year in-a-row April 7 at Pawtucket, but did not factor into the decision, tossing 4.2 scoreless innings with three hits allowed and seven strikeouts...tossed a 7.0-inning complete game with one run allowed on four hits, earning first victory of season April 19 at Buffalo...recalled by Twins April 28 and started second game of doubleheader that same day against Tampa Bay, allowing five runs on eight hits in 5.1 innings with one walk and one strikeout in suffering the loss; optioned back to Rochester following the game...went 1-1, 2.25 ERA (12.0 IP, 3 ER) in two starts during second stint with Wings...recalled by Twins May 16...made second start of season for Twins, tossing 8.0-shutout innings with one hit allowed May 28 vs. Los Angeles-AL...carried a no-hitter into seventh inning that was broken up by a Peter Bourjos' double, but did not factor into the decision...earned first win of season June 2 at Kansas City, allowing two runs on seven hits in 6.0 innings with two walks and one strikeout...joined Twins starting rotation in late August and went 1-3, 5.85 ERA (32.1 IP, 21 ER) in six starts to finish the season...went 3-5, 4.52 ERA (63.2 IP, 32 ER) in 11 starts and 1-2, 3.99 ERA (38.1 IP, 17 ER) in 16 relief appearances.

**2010:** Participated in Twins major league spring training, was optioned March 19; spent entire season at Triple-A Rochester...was Red Wings Opening Day starter, allowing five runs on four hits in 3.0 innings April 8 at Pawtucket...placed on disabled list April 14-May 23 with broken bone in right foot after being struck by batted ball...had season-high nine strikeouts in 7.0 innings July 20 vs. Buffalo...finished second on team in starts (22) and third in innings pitched (111.2)...pitched in Venezuelan Winter League with Tigres de Aragua, going 2-3, 4.83 ERA (31.2 IP, 17 ER) in eight games (6 starts).

**2009:** Participated in first Twins major league spring training, was optioned March 17; began season at Triple-A Rochester...won three straight starts, posting 1.80 ERA (20.0 IP, 4 ER) May 1-11...contract selected by Twins May 20...made major league debut and first career start, tossing 7.0 shutout innings May 23 vs. Milwaukee...became first Twins pitcher in history to start a game and pitch 7.0 scoreless innings in major league debut, with the last to do it in franchise history being Mike Fournieles September 2, 1952 for Washington Senators...had 11.0-inning scoreless streak to start career, tied for second in Twins history with Doug Corbett (April 10-25, 1980)...pitched another 7.0 shutout innings and had season-high six strikeouts, earning second win June 13 at Chicago-NL...optioned to Rochester June 13...went 1-0, 2.53 ERA (21.1 IP, 6 ER) in three starts with Red Wings before being recalled by Twins July 4...selected to play in Triple-A All-Star game, but missed it due to promotion...optioned back to Rochester August 21 and made three more starts for Red Wings.

**2008:** Began season at Double-A New Britain...earned Twins Pitcher of the Month honors for April after going 2-0, 2.08 ERA (26.0 IP, 6 ER) with 29 strikeouts...tied season-high with 10 strikeouts May 29 vs. Connecticut...promoted to Triple-A Rochester July 28...made seven starts for Red Wings...did not allow more than two earned runs in any of starts and pitched 5.0-plus innings in each outing...tossed season-high 8.0 innings, allowing one run on seven hits, striking out six and walking two August 25 at Syracuse...pitched 7.0-plus innings four times at Rochester with last coming on August 31 vs. Buffalo, allowing three runs (1 earned) on seven hits and no walks...ranked sixth best prospect in the Twins organization by *Baseball America* entering 2009.

## GAME HIGHS

### 2013

**IP:** 4.1, 9/2 at HOU  
**Walks:** 3, 5/18 vs. BOS  
**SO:** 5, 3x, last 9/2 at HOU  
**CG:** --  
**Win-Streak:** 2, 9/10-23  
**Low-Hit:** --

### CAREER

**IP:** 8.0, 2x, last 9/5/11 vs. CWS  
**Walks:** 4, 5/28/09 vs. BOS  
**SO:** 6, 3x, last 9/27/11 vs. KC  
**CG:** --  
**Win-Streak:** 3, 6/17-9/1/12  
**Low-Hit:** --





**2007:** Began season at Double-A New Britain...made two starts before being issued a 50-game suspension for violation of minor league drug policy April 20; reinstated June 11 and transferred to Ft. Myers June 12...promoted to New Britain June 27...went 3-1, 1.91 ERA (37.2 IP, 8 ER) with 34 strikeouts in six starts June 28-July 25, including a scoreless 7.0-inning performance with 11 strikeouts July 25 at Connecticut...pitched season-high 8.1 innings August 21 at New Hampshire...held lefties to a .195 (22-for-113) batting average with one home run...pitched in Arizona Fall League with Phoenix Desert Dogs, going 1-1, 2.05 ERA (22.0 IP, 5 ER) in seven starts...named fifth best prospect in the Twins organization by *Baseball America* heading into the 2008 season.

**2006:** Spent entire season at Single-A Ft. Myers...went 3-1, 0.32 ERA (28.0 IP, 1 ER) in four starts July 3-24...recorded first professional complete game shutout July 24 vs. Palm Beach...had five-game win-streak July 14-August 23, going 5-0, 1.55 ERA (46.1 IP, 8 ER) in six starts, including an 11-strikeout performance August 11 vs. Sarasota, earning him Florida State League Pitcher of the Week August 7-13...finished first in FSL in strikeouts (131) and third in ERA (3.27)...ranked fifth best prospect in the Twins organization by *Baseball America* entering the 2007 season.

**2005:** Began season at Single-A Beloit...made first start April 7 vs. Quad Cities and earned the win, tossing 6.0 shutout-innings, allowing no hits, walking one and striking out eight...named Twins minor league Pitcher of the Month for May after winning five consecutive decisions May 3-30, and posting ERA of 0.24 (37.0 IP, 1 ER) during those six starts...went five consecutive starts without allowing an earned run May 3-25...had season-high 13 strikeouts May 25 vs. Cedar Rapids...went eight starts April 23-May 30 without allowing a home run (45.0 IP)...earned Midwest League Pitcher of the Week honors May 23-30...was Twins minor league Player of the Week May 27-June 2...played in Midwest League All-Star game...promoted to Ft. Myers July 12...allowed two runs on five hits in 7.0 innings while striking out seven in first start with Miracle July 16 at Brevard County...had three-game win-streak August 18-29, going 3-0, 1.93 (18.2 IP, 4 ER) during that stretch...made last start September 3 vs. Sarasota, striking out 11 in 7.0 innings, allowing two runs on four hits...finished second in Twins minor leagues in strikeouts (156) and third in wins (12)...ranked eighth best prospect in the Midwest League by *Baseball America*...rated fifth best prospect in the Twins organization by *Baseball America* entering the 2006 season.

**2004:** Began professional career with GCL Twins...earned first professional win July 8 at GCL Red Sox, allowing one run on five hits in 5.0 innings...had second straight win July 14 at GCL Red Sox, tossing a season-high 7.0 shutout innings...was 4-1, 1.59 ERA (28.1 IP, 5 ER) in six July starts...went 4-3, 2.85 ERA (41.0 IP, 13 ER) in nine starts and 1-0, 1.29 ERA (7.0 IP, 1 ER) in two relief appearances...led club in wins (5) and games started (9), and was third in strikeouts (42)...ranked 15th best prospect in the Gulf Coast League by *Baseball America*...named seventh best prospect in the Twins organization by *Baseball America* entering the 2005 season.

**PROFESSIONAL:** Selected by the Twins in the second round of the 2004 First-Year Player Draft; signed by scout Brad Weitzel.

#### SWARZAK'S PITCHING RECORD

YEAR	CLUB	W-L	ERA	G	GS	CG	SH	SV	IP	H	R	ER	HR	HB	BB	SO	WP	BK	BAA
2004	GCL Twins	5-3	2.63	11	9	0	0	1	48.0	46	20	14	1	1	6	42	2	1	.251
2005	Beloit	9-5	4.04	18	18	0	0	0	91.1	81	48	41	7	7	32	101	3	1	.238
	Ft. Myers	3-4	3.66	10	10	0	0	0	59.0	72	25	24	3	1	11	55	1	1	.300
2006	Ft. Myers	11-7	3.27	27	27	2	1	0	145.2	131	56	53	8	1	60	131	4	3	.242
2007	Ft. Myers	0-0	2.30	3	3	0	0	0	15.2	14	6	4	0	1	5	18	0	0	.241
	New Britain	5-4	3.23	15	14	1	0	0	86.1	78	34	31	6	5	23	76	2	0	.241
2008	New Britain	3-8	5.67	20	20	0	0	0	101.2	126	71	64	12	3	37	76	1	0	.304
	Rochester	5-0	1.80	7	7	0	0	0	45.0	41	14	9	4	4	14	26	1	0	.243
2009	Rochester	4-5	3.28	13	13	0	0	0	79.2	79	31	29	4	3	21	45	2	0	.261
	MINNESOTA	3-7	6.25	12	12	0	0	0	59.0	76	43	41	12	2	20	34	0	0	.311
2010	Rochester	5-12	6.21	22	22	0	0	0	111.2	143	87	77	14	5	38	69	2	0	.312
2011	Rochester	2-1	3.90	6	6	1	0	0	32.1	35	14	14	3	0	7	25	0	0	.267
	MINNESOTA	4-7	4.32	27	11	0	0	0	102.0	111	53	49	9	6	26	55	3	1	.275
2012	MINNESOTA	3-6	5.03	44	5	0	0	0	96.2	106	57	54	15	0	31	62	3	0	.284
2013	MINNESOTA	3-2	2.91	48	0	0	0	0	96.0	89	33	31	7	1	22	69	1	0	.249
	Minor League Totals	52-49	3.97	152	149	4	1	1	816.1	846	406	360	62	31	254	664	18	6	.268
	Major League Totals	13-22	4.45	131	28	0	0	0	353.2	382	186	175	43	9	99	220	7	1	.277

#### SWARZAK'S CAREER FIELDING RECORD

POSITION	PCT	G	PO	A	E	TC	DP	PB
Pitcher	.979	131	17	30	1	48	3	—

#### SWARZAK'S BATTING RECORD

BATTING	AVG	AB	R	H	2B	3B	HR	RBI	SH	SF	HB	BB	SO	SB	CS	OBP
Career	.000	5	0	0	0	0	0	0	0	0	0	0	4	0	0	.000





# CALEB THIELBAR

**HEIGHT/WEIGHT:** 6-0/197  
**BORN:** 1/31/87 in Northfield, MN  
**RESIDES:** Brookings, SD  
**ACQUIRED:** Signed as minor league free agent, 8/18/11  
**M.L. SERVICE:** 133 days  
**CONTRACT STATUS:** Signed thru 2014

**BATS/THROWS:** R/L  
**OPENING DAY AGE:** 27



**PERSONAL:** Caleb J. Thielbar (pronounced THEEL-bar)...2005 graduate of Randolph (MN) High School...2009 graduate of South Dakota State University with a degree in Wildlife and Fisheries Management.

## 2013:

- Participated in his first Twins major league spring training, was optioned March 14...began season at Triple-A Rochester.
- Struck out 34 batters in 26.1 innings pitched for the Red Wings.
- Posted eight straight scoreless appearances April 17-May 18 and was recalled by Minnesota May 20.
- Started MLB career with 19.2 consecutive scoreless innings May 20-July 6, setting a Twins record tying him for sixth with the Mets' Joe Smith (April 1-May 5, 2007) for longest streak in baseball history to begin a career... allowed just five hits during the streak and struck out 17.
- Retired 31 consecutive batters faced without allowing a hit; according to Elias it tied Joe Nathan (2006) for the fifth longest in club history; had streak snapped by a Ben Zobrist home run July 8 at Tampa Bay...the streak was the second longest in club history for a rookie, short of Jerry Arrigo's 33 straight in 1964.
- Earned first major league win June 1 vs. Seattle, tossing 1.0 scoreless inning of relief.
- Allowed just two earned runs in first 28 appearances (28.2 IP), posting a 0.63 ERA in that span (until August 5).
- 41 of 49 appearances were scoreless, including 32 of first 36 May 20-August 25.
- Posted a .154 opponent batting average, the lowest in Twins history and second lowest in Twins/Senators franchise history (since 1901) behind Johnny Niggeling's 1943 average of .153.
- Posted a 1.76 ERA (46.0 IP, 9 ER), the sixth lowest in Twins history...his 49 games tied for eighth most for a rookie in Twins history.
- Ranked sixth in AL in ERA (minimum 40.0 IP), second among rookies...tied for fifth among AL rookies in appearances.
- Was given the Bill Boni Award as Twins Most Outstanding Rookie, voted on by the Twin Cities Chapter of the BBWAA.

## GAME HIGHS

### 2013

**IP:** 2.0, 6x, last 9/3 at HOU  
**Walks:** 2, 2x, last 8/4 vs. HOU  
**SO:** 3, 2x, last 7/3 vs. NYY  
**CG:** --  
**Win-Streak:** 1, 3x, last 9/3  
**Low-Hit:** --

### CAREER

**IP:** 2.0, 6x, last 9/3/13 at HOU  
**Walks:** 2, 2x, last 8/4/13 vs. HOU  
**SO:** 3, 2x, last 7/3/13 vs. NYY  
**CG:** --  
**Win-Streak:** 1, 3x, last 9/3/13  
**Low-Hit:** --



## TWINS ALL-TIME LEADERS

### OPPONENT BATTING AVERAGE FOR RELIEVERS (MINIMUM 40.0 IP)

1. Caleb Thielbar, 2013..... .154
2. Joe Nathan, 2006..... .158
3. Joe Nathan, 2009..... .171
4. Tom Hall, 1970..... .171
5. Joe Nathan, 2008..... .179

**2012:** Began season with Single-A Ft. Myers, going 1-1, 0.00 ERA (12.1 IP) with four hits allowed, two walks and 16 strikeouts in seven games...transferred to Double-A New Britain April 30...13 of 16 appearances for the Rock Cats were scoreless; converted all four save opportunities...transferred to Triple-A Rochester June 20...recorded first career Triple-A win with 2.0 scoreless innings July 1 vs. Scranton-Wilkes-Barre...recorded first career Triple-A save with 0.1 scoreless inning July 5 vs. Pawtucket...struck out 20 batters in final 10 appearances (19.1 IP) July 28-September 1...pitched for Peoria Javelinas in the Arizona Fall League, going 1-0, 11.08 ERA (13.0 IP, 16 ER) in 11 games... added to Twins 40-man roster in November.

**2011:** Started season with the St. Paul Saints in the Independent League...went 3-3, 2.54 ERA (49.2 IP, 14 ER) with 15 walks and 62 strikeouts in 43 games for the Saints...signed by Minnesota as a minor league free agent August 18 and reported to Single-A Ft. Myers...appeared in three games (1 start) tossing 7.1 scoreless innings.

**2010:** Started season with Single-A Wisconsin (Milwaukee)...transferred to Rookie Helena August 3...released by Milwaukee December 13.

**2009:** Began professional career with AZL Brewers, going 6-1, 1.59 ERA (45.1 IP, 8 ER) in 14 appearances (2 starts)...transferred to Single-A Helena August 31 and made two scoreless relief appearances.

**AMATEUR CAREER:** Posted a career record of 13-16, 5.76 ERA (197.0 IP, 126 ER) with 60 walks and 152 strikeouts in 49 games (29 starts) for South Dakota State University...went 5-8, 5.44 ERA (87.2 IP, 53 ER) with 31 walks and 100 strikeouts in 22 games (12 starts) during his senior season in 2009...ended career as the Jackrabbits all-time leader in starts (44) and innings pitched (274.0), and ranked second in strikeouts (196).

**PROFESSIONAL:** Milwaukee's 18th round pick in the 2009 First-Year Player Draft; signed by scout Harvey Kuenn Jr.



### THIELBAR'S PITCHING RECORD

YEAR	CLUB	W-L	ERA	G	GS	CG	SH	SV	IP	H	R	ER	HR	HB	BB	SO	WP	BK	BAA
2009	AZL Brewers	6-1	1.59	14	2	0	0	0	45.1	44	16	8	1	0	7	46	3	0	.246
	Helena	0-0	0.00	2	0	0	0	0	1.2	0	0	0	0	0	1	2	0	0	.000
2010	Wisconsin	0-2	5.60	30	0	0	0	3	53.0	65	41	33	6	0	14	43	0	0	.294
	Helena	0-0	3.68	9	0	0	0	0	14.2	16	7	6	2	0	0	9	1	0	.286
2011	Ft. Myers	1-0	0.00	3	1	0	0	0	7.1	1	0	0	0	0	5	5	1	0	.042
2012	Ft. Myers	1-1	0.00	7	0	0	0	1	12.1	4	1	0	0	2	2	16	0	0	.100
	New Britain	2-0	1.80	16	0	0	0	4	25.0	18	5	5	1	0	3	26	0	0	.198
	Rochester	3-1	3.57	25	1	0	0	1	40.1	42	19	16	5	1	16	32	3	0	.266
2013	Rochester	1-1	3.76	17	0	0	0	1	26.1	27	13	11	1	1	8	34	2	0	.260
	<b>MINNESOTA</b>	<b>3-2</b>	<b>1.76</b>	<b>49</b>	<b>0</b>	<b>0</b>	<b>0</b>	<b>0</b>	<b>46.0</b>	<b>24</b>	<b>11</b>	<b>9</b>	<b>4</b>	<b>0</b>	<b>14</b>	<b>39</b>	<b>1</b>	<b>0</b>	<b>.154</b>
	Ind. League Totals	3-3	2.54	43	0	0	0	0	49.2	41	17	14	2	1	15	62	3	1	—
	Minor League Totals	14-6	3.15	123	4	0	0	10	226.0	217	102	79	16	4	56	213	10	0	.247
	Major League Totals	3-2	1.76	49	0	0	0	0	46.0	24	11	9	4	0	14	39	1	0	.154

### THIELBAR'S CAREER FIELDING RECORD

POSITION	PCT	G	PO	A	E	TC	DP	PB
Pitcher	1.000	49	3	3	0	6	0	—

### TWINS MINNESOTA NATIVES

PLAYER	BIRTHPLACE	SEASONS	PLAYER	BIRTHPLACE	SEASONS
Fred Bruckbauer, rhp	New Ulm	1961	Jack Morris, rhp	St. Paul	1991
Tom Burgmeier, lhp	St. Paul	1974-77	Greg Olson, c	Marshall	1989
Cole De Vries, rhp	St. Louis Park	2012-13	<b>Glen Perkins, lhp</b>	<b>St. Paul</b>	<b>2006-present</b>
Jim Eisenreich, cf	St. Cloud	1982-84	Mike Poepping, rf	Little Falls	1975
Bob Gebhard, rhp	Lamberton	1971-72	Tom Quinlan, 3b	St. Paul	1996
Paul Giel, rhp	Winona	1961	Brian Raabe, 2b	New Ulm	1995-96
Dave Goltz, rhp	Pelican Rapids	1972-79	Michael Restovich, of	Rochester	2002-04
Kent Hrbek, 1b	Minneapolis	1981-94	Terry Steinbach, c	New Ulm	1997-99
Tom Johnson, rhp	St. Paul	1974-78	Dick Stigman, lhp	Nimrod	1962-65
Tom Kelly, 1b	Graceville	1975	Jerry Terrell, ss	Waseca	1973-77
Jerry Kindall, 2b	St. Paul	1964-65	<b>Caleb Thielbar, lhp</b>	<b>Northfield</b>	<b>2013-present</b>
Jerry Koosman, lhp	Appleton	1979-81	George Thomas, lf	Minneapolis	1971
Mike Mason, lhp	Faribault	1988	Charley Walters, rhp	Minneapolis	1969
<b>Joe Mauer, c</b>	<b>St. Paul</b>	<b>2004-present</b>	Dave Winfield, of	St. Paul	1993-94
Paul Molitor, dh-1b	St. Paul	1996-98			

### TWINS ROOKIES USED

YEAR	ROOKIES	POS.	PITCHERS
2013:	12	6	6
2012:	15	7	8
2011:	15	8	7
2010:	11	6	5
2009:	10	2	8
2008:	14	7	7
2007:	15	8	7
2006:	11	4	7
2005:	11	5	6
2004:	13	8	5
2003:	12	8	4
2002:	12	7	5
2001:	14	7	7
2000:	16	9	7
1999:	15	8	7

### 2013 TWINS ROOKIES - GAMES

1. Oswaldo Arcia	83
2. Aaron Hicks	81
3. Chris Herrmann	51
4. Ryan Pressly	49
Caleb Thielbar	49
6. Chris Colabello	37
7. Doug Bernier	31
8. Josmil Pinto	20
9. Pedro Hernandez	14
10. Andrew Albers	10
Kyle Gibson	10
12. Michael Tonkin	9





# AARON THOMPSON

**HEIGHT/WEIGHT:** 6-3/195  
**BORN:** 2/28/87 in Santa Fe, NM

**RESIDES:** Houston, TX  
**ACQUIRED:** Signed as free agent, 12/9/11

**M.L. SERVICE:** 24 days  
**CONTRACT STATUS:** Signed thru 2014

**BATS/THROWS:** L/L  
**OPENING DAY AGE:** 27

**NON-ROSTER INVITE**



**PERSONAL:** Aaron Marshall Thompson...2005 graduate of Second Baptist High School in Houston, TX, where he went 8-3 with two saves and a 0.84 ERA as a senior...also struck out 133 batters in 66.0 innings pitched...signed a letter of intent with Texas A&M before signing with the Florida Marlins.

## 2013:

- Began season on the 7-day disabled list with stomach viral infection; reinstated April 15 and had contract transferred to Double-A New Britain
- Appeared in 11 games for the Rock Cats, posting a 0.61 ERA (14.2 IP, 1 ER) and was promoted to Triple-A Rochester May 18.
- Struck out 42 batters in 44.0 innings pitched for the Red Wings, including a stretch of 20 strikeouts in 10 games June 4-July 14.
- Played winter ball in the Venezuelan Winter League with Tigres de Aragua and in the Australian Baseball League with Brisbane.

**2012:** Began season on the restricted list due to violation of Minor league Drug Prevention and Treatment Program...reinstated May 29 and transferred to Double-A New Britain from Triple-A Rochester...first 13 games were as starter, going 3-7, 5.74 ERA (73.2 IP, 47 ER) June 3-August 8...final nine games were as reliever, posting a 2.19 ERA (12.1 IP, 3 ER).

**2011:** Was an invite to Pirates spring training...was reassigned to Double-A Altoona March 14...each of first 11 appearances were starts, going 2-5, 4.91 ERA (55.0 IP, 30 ER) in those games...moved to the Curve's bullpen where he went 2-1, 5.47 ERA (24.2 IP, 15 ER) in 16 games...designated for assignment June 24...outrighted to Double-A Altoona, June 30...transferred to Indianapolis August 10...allowed just one run in 11.2 innings pitched for Indy (1 start and 2 relief appearances) and had his contract selected by Pittsburgh August 24...made his major league debut August 24 vs. Milwaukee, tossing 4.1 scoreless innings with four hits allowed, two walks and one strikeout...started just the one game due to the Pirates having played two games as part of a make-up two days earlier...optioned back to Indianapolis after the start...recalled by Pittsburgh September 6 and appeared in three games for the Pirates out of the bullpen.

**2010:** Spent first full season in Washington organization...started season with Double-A Harrisburg...transferred to Syracuse, April 24 and made one start vs. Rochester, before returning to Harrisburg April 26...won back-to-back starts June 22 and 28...earned final win, tossing 6.0 hitless innings with one-hit allowed and six walks June 28 at Portland...claimed off waivers by Pittsburgh December 23.

**2009:** Began season with Double-A Jacksonville (Florida)...posted a 2.70 ERA (30.0 IP, 9 ER) in five June starts...acquired by Washington for infielder Nick Johnson July 31 and assigned to Harrisburg...struck out season-high 11 batters and gave up one run in 6.0 innings, but received a no-decision August 23 at Portland...established minor league career-high with 146.2 innings pitched.

**2008:** Spent majority of season with Single-A Carolina (Florida)...placed on 7-day disabled list with a left shoulder strain May 16...made two rehab starts with the GCL Marlins and was reinstated July 18...hit first professional home run July 31 vs. Jacksonville...won first game, tossing 7.0 scoreless innings August 10 vs. Mobile...participated in Arizona Fall League and went 1-0 with a 6.00 ERA (15.0 IP, 10 ER) in 11 relief appearances with the Mesa Solar Sox...rated as having the best changeup in the Florida system by *Baseball America*, prior to 2009 season.

**2007:** Spent season with Single-A Jupiter (Florida)...ranked second among Florida minor leaguers in ERA and surrendered just two home runs...won first decision with 8.0 scoreless innings in fourth start April 24 vs. St. Lucie...made first and only professional relief appearance April 29 at St. Lucie...struck out season-high 10 batters May 25 vs. Clearwater...won back-to-back starts August 14 and 20.

**2006:** Named to South Atlantic League midseason All-Star team and posted minor league career-highs in victories and strikeouts, while spending entire season with Single-A Greensboro (Florida)...was winning pitcher in the All-Star Game June 20; pitched a perfect sixth inning and struck out two batters and earned Pitcher of the Game honors.

**2005:** Started professional career with GCL Marlins...went 3-6 with a 3.96 ERA in 13 total starts...made first pro start June 27 vs. GCL Mets...suffered three straight losses to begin career before first win July 18 at GCL Dodgers...transferred to Jamestown and picked up lone win with Jammers in second start August 20 at Auburn...allowed three earned runs-or-less in all five starts with Jamestown.

**PROFESSIONAL:** Selected by Florida in the first round pick (22nd overall) of the 2005 First-Year Player Draft; signed by scout Dennis Cardoza.

## GAME HIGHS

### 2013

IP: --  
 Walks: --  
 SO: --  
 CG: --

Win-Streak: --  
 Low-Hit: --

### CAREER

IP: 4.1, 8/24/11 vs. MIL  
 Walks: 2, 2x, last 9/18/11 at LAD  
 SO: 1, 8/24/11 vs. MIL  
 CG: --  
 Win-Streak: --  
 Low-Hit: --





THOMPSON'S PITCHING RECORD																			
YEAR	CLUB	W-L	ERA	G	GS	CG	SH	SV	IP	H	R	ER	HR	HB	BB	SO	WP	BK	BAA
2005	GCL Marlins	2-4	4.50	8	8	0	0	0	32.0	42	20	16	1	0	10	41	4	0	.316
	Jamestown	1-2	3.10	5	5	0	0	0	20.1	25	13	7	1	1	10	17	0	0	.301
2006	Greensboro	8-8	3.63	24	24	0	0	0	134.0	139	68	54	12	5	35	114	3	2	.270
2007	Jupiter	4-6	3.37	20	19	0	0	0	115.0	121	64	43	2	4	35	84	9	0	.266
2008	GCL Marlins	0-0	2.00	2	2	0	0	0	9.0	8	2	2	0	0	1	9	0	0	.242
	Carolina	2-5	5.62	16	16	0	0	0	81.2	111	61	51	9	2	40	53	4	2	.331
2009	Jacksonville	5-9	4.11	20	20	0	0	0	114.0	121	63	52	7	2	43	75	5	2	.268
	Harrisburg	0-3	3.31	6	6	0	0	0	32.2	32	18	12	3	0	11	27	2	0	.254
2010	Syracuse	1-0	1.80	1	1	0	0	0	5.0	5	1	1	0	0	3	4	0	0	.250
	Harrisburg	4-13	5.80	26	26	0	0	0	136.2	164	96	88	16	5	53	95	5	2	.299
2011	Altoona	4-7	5.16	28	12	0	0	0	83.2	100	55	48	6	2	20	51	9	3	.307
	Indianapolis	1-0	2.84	5	4	0	0	0	19.0	23	6	6	0	0	9	10	0	0	.295
	<b>PITTSBURGH</b>	<b>0-0</b>	<b>7.04</b>	<b>4</b>	<b>1</b>	<b>0</b>	<b>0</b>	<b>0</b>	<b>7.2</b>	<b>13</b>	<b>6</b>	<b>6</b>	<b>2</b>	<b>0</b>	<b>6</b>	<b>1</b>	<b>0</b>	<b>0</b>	<b>.382</b>
2012	New Britain	3-8	5.23	22	13	0	0	0	86.0	115	54	50	9	8	22	45	4	0	.334
2013	New Britain	0-1	0.61	11	0	0	0	3	14.2	11	1	1	0	0	3	11	0	1	.204
	Rochester	3-2	3.48	31	1	0	0	6	44.0	49	20	17	3	1	13	42	3	0	.285
<b>Minor League Totals</b>		<b>38-68</b>	<b>4.35</b>	<b>225</b>	<b>157</b>	<b>0</b>	<b>0</b>	<b>9</b>	<b>927.2</b>	<b>1066</b>	<b>542</b>	<b>448</b>	<b>69</b>	<b>30</b>	<b>308</b>	<b>678</b>	<b>48</b>	<b>12</b>	<b>.290</b>
<b>Major League Totals</b>		<b>0-0</b>	<b>7.04</b>	<b>4</b>	<b>1</b>	<b>0</b>	<b>0</b>	<b>0</b>	<b>7.2</b>	<b>13</b>	<b>6</b>	<b>6</b>	<b>2</b>	<b>0</b>	<b>6</b>	<b>1</b>	<b>0</b>	<b>0</b>	<b>.382</b>

THOMPSON'S CAREER FIELDING RECORD								
POSITION	PCT	G	PO	A	E	TC	DP	PB
Pitcher	1.000	4	0	2	0	2	0	—

THOMPSON'S BATTING RECORD																
BATTING	AVG	AB	R	H	2B	3B	HR	RBI	SH	SF	HB	BB	SO	SB	CS	OBP
Career	.000	0	0	0	0	0	0	0	0	0	0	1	0	0	0	1.000

TWINS BIGGEST INNINGS						
INNING	RUNS	DATE	OPPONENT	SCORE	WINNER	LOSER
1	11	7-18-62	Cleveland	14-3	Stigman	Latman
2	10	8-6-12	at Cleveland	14-3	Diamond	McAllister
3	8	5x, last 5-22-01	Seattle	12-11	Wells	Abbott
4	11	8-5-77	Cleveland	14-10	Zahn	Monge
	10	4-30-85	at Detroit	11-2	Butcher	Wilcox
	10	6-28-92	at Oakland	10-2	S. Erickson	Campbell
5	11	5-20-94	Boston	21-2	Pulido	Hesketh
6	9	7-31-88	at Cleveland	12-4	Toliver	Farrell
		9-14-04	Chicago-AL	10-2	Santana	Garcia
7	10	6-4-02	Cleveland	23-2	Reed	Drese
8	9	9-11-66	Baltimore	11-6	Worthington	S. Miller
9	7	9-3-73	at Kansas City	11-5	B. Campbell	Garber
		5-6-78	at Baltimore	8-7	Thayer	Stanhouse
10	11	6-21-69	at Oakland	14-4	Grzenda	Lindblad
11	6	8-5-62	at Detroit	8-3	Kaat	Nischwitz
		9-1-70	at Milwaukee	7-1	Kaat	Bolin
12	4	8-14-93(1)	at Oakland	5-1	Casian	Honeycutt
13	5	5-19-64	at New York-AL	7-2	Roland	Reniff
14	4	8-10-05	at Seattle	7-3	Nathan	Nelson
15	4	6-6-73	at Cleveland	7-3	Corbin	Johnson
16	5	8-16-05	at Chicago-AL	9-4	Romero	Adkins
18	4	7-19-69	at Seattle	11-7	Perry	Gelnar
22	1	8-31-93	Cleveland	5-4	Merriman	Grimsley





# MICHAEL TONKIN

**HEIGHT/WEIGHT:** 6-7/220

**BORN:** 11/19/89 in Glendale, CA

**RESIDES:** Palmdale, CA

**ACQUIRED:** 30th round, 2008 First-Year Player Draft

**M.L. SERVICE:** 28 days

**CONTRACT STATUS:** Signed thru 2014

**BATS/THROWS:** R/R

**OPENING DAY AGE:** 24



**PERSONAL:** Michael Harvey Tonkin...2008 graduate of Palmdale (CA) High School...brother-in-law of outfielder Jason Kubel.

## 2013:

- Participated in his first Twins major league spring training, was optioned March 11...began season with Double-A New Britain.
- Did not allow an earned run in 15 consecutive appearances (16.2 IP) April 21-May 28 and was promoted to Triple-A Rochester May 30.
- Did not allow an earned run in first 10 appearances (11.2 IP) for the Red Wings May 30-June 23.
- Recalled by Minnesota July 11 when Caleb Thielbar was placed on the Bereavement List.
- Made major league debut July 11 at Tampa Bay, pitching 1.1 scoreless innings with one strikeout.
- Optioned to Triple-A July 13.
- Recalled August 20; appeared in one game for the Twins and optioned back to Rochester August 23.
- Converted 14 of 15 save opportunities for the Red Wings leading the club in saves.
- Recalled September 9 and posted a 1.00 ERA (9.0 IP, 1 ER) in seven September games.
- Posted a 3.03 ERA (68.1 IP, 23 ER) with 76 strikeouts and 19 walks in 61 games between all three levels.
- Led Twins minor leaguers in saves (21).
- Named reliever on MiLB.com Twins organizational All-Star team.

## GAME HIGHS

### 2013

**IP:** 2.0, 9/20 at OAK  
**Walks:** 1, 3x, last 9/29 vs. CLE  
**SO:** 3, 9/14 vs. TB  
**CG:** --  
**Win-Streak:** --  
**Low-Hit:** --

### CAREER

**IP:** 2.0, 9/20/13 at OAK  
**Walks:** 1, 3x, last 9/29/13 vs. CLE  
**SO:** 3, 9/14/13 vs. TB  
**CG:** --  
**Win-Streak:** --  
**Low-Hit:** --



**2012:** Started season with Single-A Beloit and won in first appearance, tossing 2.0 scoreless innings April 6 vs. Peoria...recorded at least one strikeout in 20 of 22 appearances for the Snappers, totalling 53 strikeouts in 39.0 innings...struck out multiple batters in 15 appearances...selected to play in the Midwest League All-Star Game...promoted to Single-A Ft. Myers June 20...named Twins minor league Pitcher of the Week June 15, tossing 5.2 scoreless innings with three saves, no hits allowed, no walks and 12 strikeouts in five games...named Twins minor league Pitcher of the Month for June, going 0-1, 0.64 ERA (14.1 IP, 1 ER) with two saves and 27 strikeouts in nine games...recorded at least one strikeout in all 22 appearances for the Miracle, totalling 44 strikeouts in 30.1 innings...struck out multiple batters in 15 appearances...combined to go 4-1, 2.08 ERA (69.1 IP, 16 ER) with 12 saves, 97 strikeouts and 20 walks in 44 appearances between both levels...named reliever on MiLB.com Twins organizational All-Star team...played for Peoria Javelinas in the Arizona Fall League, going 1-0, 2.45 ERA (14.2 IP, 4 ER) with three walks and seven strikeouts in 10 games...added to the Twins 40-man roster in November.

**2011:** Spent entire season with Single-A Beloit...did not allow a run in 13 consecutive appearances (14.2 IP) May 23-June 28...posted a 2.13 ERA (12.2 IP, 3 ER) in 10 June appearances...recorded at least one strikeout in 11 straight appearances (23 total) July 9-August 15...allowed just three home runs on the season and just one in final 40 appearances since May 2...tied for team-lead in appearances (48).

**2010:** Started season with Single-A Beloit...went 3-6, 4.29 ERA (65.0 IP, 31 ER) in 13 games (12 starts) for the Snappers...transferred to Rookie Elizabethton July 19...eight of 10 appearances for the E-Twins were scoreless -- seven of those scoreless appearances were outings of 2.0 innings-or-more.

**2009:** Spent entire season with Rookie GCL Twins...named Twins minor league Pitcher of the Week July 17, going 1-0, 0.00 ERA (7.0 IP) with two hits allowed and 15 strikeouts in one start...went 2-1, 1.73 ERA (26.0 IP, 5 ER) in five August games (4 starts)...finished second in the GCL in strikeouts (60).

**2008:** Spent first professional season with GCL Twins, going 0-1, 3.27 ERA (11.0 IP, 4 ER) in six games (1 start)...ranked 30th best prospect in the Twins organization by *Baseball America* entering the 2009 season.

**PROFESSIONAL:** Selected by the Twins in the 30th round of the 2008 First-Year Player Draft; signed by Twins scout Dan Cox.

## TONKIN'S CAREER FIELDING RECORD

POSITION	PCT	G	PO	A	E	TC	DP	PB
Pitcher	1.000	9	0	2	0	2	1	—



# **TONKIN'S PITCHING RECORD**

YEAR	CLUB	W-L	ERA	G	GS	CG	SH	SV	IP	H	R	ER	HR	HB	BB	SO	WP	BK	BAA
2008	GCL Twins	0-1	3.27	6	1	0	0	0	11.0	10	4	4	0	1	3	8	0	0	.244
2009	GCL Twins	3-4	3.62	11	9	0	0	0	54.2	55	30	22	2	4	9	60	5	0	.258
2010	Elizabethton	1-0	1.08	10	0	0	0	1	25.0	18	6	3	1	4	4	26	1	0	.196
	Beloit	3-6	4.29	13	12	0	0	0	65.0	76	43	31	7	8	18	40	7	0	.287
2011	Beloit	4-3	3.87	48	3	0	5	2	76.2	82	41	33	3	8	24	69	6	0	.271
2012	Beloit	3-0	1.38	22	0	0	0	6	39.0	29	8	6	1	1	9	53	5	0	.206
	Ft. Myers	1-1	2.97	22	0	0	0	6	30.1	24	12	10	2	2	11	44	1	0	.212
2013	Rochester	1-2	4.41	30	0	0	0	14	32.2	33	18	16	3	1	8	36	0	0	.256
	New Britain	1-2	2.22	22	0	0	0	7	24.1	21	10	6	0	3	8	30	2	0	.216
	<b>MINNESOTA</b>	<b>0-0</b>	<b>0.79</b>	<b>9</b>	<b>0</b>	<b>0</b>	<b>0</b>	<b>0</b>	<b>11.1</b>	<b>9</b>	<b>6</b>	<b>1</b>	<b>0</b>	<b>0</b>	<b>3</b>	<b>10</b>	<b>1</b>	<b>0</b>	<b>.205</b>
<b>Minor League Totals</b>		<b>17-19</b>	<b>3.29</b>	<b>184</b>	<b>25</b>	<b>0</b>	<b>0</b>	<b>36</b>	<b>358.2</b>	<b>348</b>	<b>172</b>	<b>131</b>	<b>19</b>	<b>32</b>	<b>94</b>	<b>366</b>	<b>27</b>	<b>0</b>	<b>.250</b>
<b>Major League Totals</b>		<b>0-0</b>	<b>0.79</b>	<b>9</b>	<b>0</b>	<b>0</b>	<b>0</b>	<b>0</b>	<b>11.1</b>	<b>9</b>	<b>6</b>	<b>1</b>	<b>0</b>	<b>0</b>	<b>3</b>	<b>10</b>	<b>1</b>	<b>0</b>	<b>.205</b>

# **TWINS ARIZONA FALL LEAGUE PARTICIPANTS**

**1992**

## **GRAND CANYON**

Rex De La Nuez, OF  
Chip Hale, IF  
Jon Henry, P  
Ray Ortiz, OF  
Derek Parks, C  
Scott Uilger, Mgr.

**1993**

## **TEMPE**

Anthony Byrd, OF  
Mike Durant, C  
Sean Gavaghan, P  
Denny Hocking, IF  
Todd Ritchie, P  
Bill Wissler, P  
Jim Kahmann, Trn.

**1994**

## **CHANDLER**

Marty Cordova, OF  
Gus Gandarillas, P  
Brian Raabe, IF  
Dan Serafini, P  
Scott Stahoviak, IF  
Scott Watkins, P  
Gorman Heimuelier, Ch.  
Rick McWane, Trn.

**1995**

## **PEORIA**

LaTroy Hawkins, P  
Matt Lawton, OF  
Dan Naulty, P  
Kevin Ohme, P  
Jamie Ogden, OF  
Mitch Simons, IF  
Todd Walker, IF

**1996**

## **SCOTTSDALE**

Jason Bell, P  
J.J. Johnson, OF  
Jamie Ogden, OF  
Mark Redman, P  
Todd Ritchie, P  
Dan Serafini, P  
Stu Cliburn, Ch.

**1997**

## **SUN CITIES**

Tom Gourdin, P  
Jeff Harris, P  
Corey Koskie, IF  
Chad Moeller, C  
Mike Moriarty, IF  
Brad Niedermaier, P  
Dan Perkins, P  
Benj Sampson, P  
Al Newman, Mgr.

**1998**

## **PHOENIX**

Torii Hunter, OF  
Mike Lincoln, P  
Joe Mays, P  
Doug Mientkiewicz, IF  
A.J. Pierzynski, C  
Brent Stentz, P  
Lanning Tucker, Trn.

**1999**

## **GRAND CANYON**

Dan Cey, IF  
Michael Cuddyer, IF  
David Hooten, P  
Matt Kinney, P  
Chad Moeller, C  
Nate Yeskie, P  
Bill Springman, Ch.

**2000**

## **GRAND CANYON**

Bobby Kielty, OF  
Matt Kinney, P  
Matthew LeCroy, C  
Kyle Lohse, P  
Lee Marshall, P  
Ryan Mills, P  
Rick Anderson, Ch.  
Jeff Carter, Ch.  
Dave Pruemer, Trn.

**2001**

## **GRAND CANYON**

Grant Balfour, P  
Rob Bowen, C  
Michael Cuddyer, IF  
Peter Fisher, P  
Kevin Frederick, P  
Matthew LeCroy, C  
Michael Restovich, OF

**2002**

## **PHOENIX**

Rob Bowen, C  
Willie Eyre, P  
Brent Hoard, P  
Justin Morneau, IF  
Michael Restovich, OF  
Brad Thomas, P  
John Russell, Mgr.

**2003**

## **GRAND CANYON**

Henry Bonilla, P  
Rob Bowen, C  
Jake Mauer, C  
Pat Neshek, P  
Terry Tiffe, IF  
Brian Wolfe, P  
Dave Pruemer, Trn.

**2004**

## **GRAND CANYON**

Scott Baker, P  
Jason Bartlett, IF  
Rob Bowen, C  
Jesse Crain, P  
J.D. Durbin, P  
Jason Kubel, OF  
Kevin West, OF  
Jose Marzan, Ch.

**2005**

## **GRAND CANYON**

Ricky Barrett, P  
Travis Bowyer, P  
Garrett Jones, 1B  
Matt Moses, IF  
Glen Perkins, P  
Denard Span, OF  
Tony Leo, Trn.

**2006**

## **MESA**

Kevin Cameron, P  
Doug Deeds, OF  
Matt Moses, IF  
Jay Sawatski, P  
Errol Simonitsch, P  
Kevin Slowey, P  
Matt Tolbert, IF  
David Winfree, IF  
Larry Bennese, Trn.

**2007**

## **PHOENIX**

Nick Blackburn, P  
Drew Butera, C  
Matt Macri, IF  
Eduardo Morlan, P  
Ryan Mullins, P  
Trevor Plouffe, IF  
Anthony Swarzak, P  
Gary Lucas, Ch.

**2008**

## **PHOENIX**

Rob Delaney, P  
Tim Lahey, P  
Jeff Manship, P  
Dustin Martin, OF  
Anthony Slama, P  
Steve Tolleson, IF  
Danny Valencia, IF  
Stan Cliburn, Mgr.

**2009**

## **MESA**

Alex Burnett, P  
Steve Hirschfeld, P  
Mike McCardell, P  
Chris Parmelee, IF  
Steve Singleton, IF  
Spencer Steedley, P  
Rene Tosoni, OF  
Larry Bennese, Trn.

**2010**

## **PEORIA**

Joe Benson, OF  
David Bromberg, P  
Carlos Gutierrez, P  
Chris Parmelee, IF  
Ben Revere, OF  
Tyler Robertson, P  
Kyle Waldrop, P  
Floyd Rayford, Ch.

**2011**

## **MESA**

Cole DeVries, P  
Brian Dozier, P  
Chris Herrmann, C  
Aaron Hicks, OF  
Brett Jacobson, P  
Bruce Pugh, P  
Dakota Watts, P  
Steve Mintz, Ch.

**2012**

## **PEORIA**

Evan Bigley, OF  
Logan Darnell, P  
Kyle Gibson, P  
Chris Herrmann, C  
Nate Roberts, OF  
Dan Rohlfing, C  
Caleb Thielbar, P  
Michael Tonkin, P  
Alan Rail, Trn.

**2013**

## **GLENDALE**

A.J. Achter, RHP  
Byron Buxton, OF  
Zach Jones, RHP  
Max Kepler, OF  
Trevor May, RHP  
Alex Meyer, RHP  
Eddie Rosario, IF  
Jeff Smith, Ch.

PLAYERS

2014  
ASG





# STUART TURNER

**HEIGHT/WEIGHT:** 6-2/230  
**BORN:** 12/27/91 in Eunice, LA  
**RESIDES:** Eunice, LA

**ACQUIRED:** 3rd round, 2013 First-Year Player Draft  
**M.L. SERVICE:** None

**CONTRACT STATUS:** Signed thru 2014

**BATS/THROWS:** R/R  
**OPENING DAY AGE:** 22

**NON-ROSTER INVITE**



**PERSONAL:** Randy Stuart Turner... graduate of Eunice (LA) High School where he was named Louisville Slugger All-America in 2009...was three-time All-State and All-District selection in baseball for 2008, '09 and '10...lettered three years in football and was All-District selection in 2009...attended Junior College at LSU-Eunice where he was named Easton Defensive Player of the Year, Rawlings Gold Glove winner and Academic All-America with a 4.0 GPA...transferred to University of Mississippi for the 2013 season.

## 2013:

- Started professional career with Rookie Elizabethton after being selected in the third round of the First-Year Player Draft.
- Hit first professional home run August 11 at Burlington.
- Hit .299 (20-for-67) with four doubles, three home runs and 12 RBI in 18 August games; hit safely in 14 of those 18 games.
- Promoted to Double-A New Britain August 31, playing in one game for the Rock Cats as the designated hitter, going 2-for-4.
- Named best defensive catcher in the Twins system by *Baseball America* entering 2014.

**PROFESSIONAL:** Selected by the Twins in the third round of the 2013 First-Year Player Draft; signed by scout Alan Sandberg.

## STUART'S PLAYING RECORD

YEAR	CLUB	AVG	G	AB	R	H	2B	3B	HR	RBI	SH	SF	HB	BB	SO	SB	CS	E	OBP
2013	Elizabethton	.264	34	121	15	32	5	0	3	19	1	4	4	12	22	0	1	4	.340
	New Britain	.500	1	4	1	2	0	0	0	0	0	0	0	0	1	0	0	0	.500
<b>Minor League Totals</b>		<b>.272</b>	<b>35</b>	<b>125</b>	<b>16</b>	<b>34</b>	<b>5</b>	<b>0</b>	<b>3</b>	<b>19</b>	<b>1</b>	<b>4</b>	<b>4</b>	<b>12</b>	<b>23</b>	<b>0</b>	<b>1</b>	<b>4</b>	<b>.345</b>

## TWINS MOST RUNS SCORED IN A GAME

RUNS	DATE/OPPONENT	RUNS	DATE/OPPONENT	RUNS	DATE/OPPONENT
24	4/24/96 at Detroit	17	5/25/65 at Boston	15	5/14/64 vs. Chicago-AL
23	6/4/02 vs. Cleveland		7/24/76 at Chicago-AL		7/2/64 at Boston
21	5/20/94 vs. Boston		7/25/83 vs. Milwaukee		5/15/76 at California
	6/4/94 at Detroit		5/29/92 vs. Detroit		7/10/77 vs. Seattle
20	4/27/80 vs. Oakland		8/10/94 vs. Boston		5/7/78 at Baltimore
	7/6/07 at Chicago-AL	16	9/7/69 at Oakland		9/9/80 vs. Milwaukee
	5/21/09 at Chicago-AL		5/8/79 vs. Toronto		5/22/88 at Texas
19	6/26/77 vs. Chicago-AL		6/30/79 vs. Chicago-AL		5/24/92 at Detroit
	5/20/89 at Texas		5/18/83 vs. Oakland		6/4/92 vs. Texas
	7/26/10 at Kansas City		4/24/90 vs. Detroit		9/19/00 vs. Texas
	7/16/12 vs. Baltimore		5/25/90 vs. Boston		6/12/03 vs. Colorado
18	9/5/76 vs. Chicago-AL		4/3/96 vs. Detroit		5/9/06 at Texas
	9/10/76 vs. Kansas City		4/30/96 vs. Kansas City		7/31/06 vs. Texas
	4/15/79 at Seattle		7/15/96 vs. Chicago-AL		5/21/10 vs. Milwaukee
	5/16/03 vs. Chicago-AL		7/25/96 vs. Boston		5/8/13 at Boston
	9/4/12 at Chicago-AL		6/19/03 at Kansas City		
			6/1/04 vs. Tampa Bay		
			5/20/06 at Milwaukee		
			5/13/07 vs. Detroit		





# KENNYSVARGAS

**HEIGHT/WEIGHT:** 6-5/273  
**BORN:** 8/1/90 in Canovanas, PR  
**RESIDES:** Canovana, PR

**ACQUIRED:** Signed as an undrafted free agent, 2/25/09  
**M.L. SERVICE:** None

**CONTRACT STATUS:** Signed thru 2014

**BATS/THROWS:** S/R  
**OPENING DAY AGE:** 23

**NON-ROSTER INVITE**



**PERSONAL:** Kennys Vargas (pronounced KEN-is)...attended Luis Hernaiz Verone (PR) High School in Calle Autonomia, Canovanas, Puerto Rico, the sixth ever player from that school to play professionally.

## 2013:

- Spent season with Single-A Ft. Myers.
- Hit .313 (30-for-96) with eight doubles, eight home runs, 30 RBI and 15 walks in 28 May games.
- Hit .361 (30-for-83) with nine doubles and 18 RBI in 23 June games.
- Named Florida State League Mid- and Postseason All-Star.
- Recorded second career two-homer game and career-high six RBI July 27 vs. Clearwater.
- Recorded 93 RBI, the most in the Florida State League and seventh most among all Single-A players...93 RBI marked the most for a Miracle player since Erik Lis had 97 in 2007.
- Tied for second in the FSL in home runs (19).
- Hit .282 (42-for-149) with nine doubles and five home runs from the right side and .260 (80-for-308) with 24 doubles and 14 home runs from the left side.
- Added to Twins 40-man roster November 20.

**2012:** Spent season with Single-A Beloit...missed the Snappers first 99 games, serving part of a 50-game MLB drug suspension from August 11, 2011...hit two home runs in first game July 22 vs. Great Lakes...homed six times in first nine games July 22-31, including second professional grand slam July 28 at Peoria...reached base safely in final 22 games August 12-September 3, including a 12-game hitting streak August 12-24...named Twins minor league Player of the Week August 24, hitting .429 (12-for-28) with one double, one home run, five RBI and four runs scored in seven games...hit .296 (8-for-27) with no home runs and five RBI from the right side and .323 (41-for-127) with 11 home runs and 31 RBI from the left side.

**2011:** Spent entire season with Rookie Elizabethton...homed in first two games June 21 and 22 vs. Bluefield...hit safely in season-high 10 straight July 1-14, hitting .432 (16-for-37) with 15 RBI and a .488 on-base percentage in that span...suspended for 50 games August 11 for violating MLB's drug policy...hit .349 (15-for-43) with three extra-base hits from the right side and .313 (41-for-131) with 14 extra-base hits from the left side.

**2010:** Spent entire season in Gulf Coast League...named GCL Postseason All-Star...hit .383 (36-for-94) from the left side and .208 (10-for-48) from the right side...led team in batting average (.324), RBI (26), doubles (15) and slugging percentage (.507), second in games (39) and third in at-bats (142)...finished second in Gulf Coast League in doubles.

**2009:** Spent first professional season with GCL Twins...hit first professional grand slam and home run in second career game June 28 at GCL Rays...hit .333 (6-for-18) with two homers from the right side and .242 (22-for-91) with one home run from the left side.

**PROFESSIONAL:** Signed by the Twins as an undrafted free agent February 25, 2009; signed by scout Hector Otero.

## VARGAS' PLAYING RECORD

YEAR	CLUB	AVG	G	AB	R	H	2B	3B	HR	RBI	SH	SF	HB	BB	SO	SB	CS	E	OBP
2009	GCL Twins	.257	35	109	12	28	7	0	3	18	0	1	3	17	34	2	0	3	.369
2010	GCL Twins	.324	39	142	24	46	15	1	3	26	0	2	3	13	40	1	0	3	.388
2011	Elizabethton	.322	44	174	27	56	11	0	6	33	0	1	1	15	50	0	0	4	.377
2012	Beloit	.318	41	154	22	49	10	1	11	36	0	3	1	28	41	0	0	3	.419
2013	Ft. Myers	.267	125	457	68	122	33	1	19	93	0	6	7	50	105	0	0	11	.344
Minor League Totals		.291	284	1036	153	301	76	3	42	206	0	13	15	123	270	3	0	24	.370

PLAYERS

2014  
ASG





# BRANDON WARING

**HEIGHT/WEIGHT:** 6-3/214

**BORN:** 1/2/86 in Columbia, SC

**RESIDES:** West Columbia, SC

**ACQUIRED:** Signed as minor league free agent, 12/2/13

**M.L. SERVICE:** None

**CONTRACT STATUS:** Signed thru 2014

**BATS/THROWS:** R/R

**OPENING DAY AGE:** 28

**NON-ROSTER INVITE**



**PERSONAL:** Brandon C. Waring (pronounced WARE-ing)...2004 graduate of Airport High School in West Columbia, SC...attended Wofford College in Spartanburg, SC...hit .331 (150-for-453) with 28 doubles, 41 home runs and 135 RBI in 133 career games and three seasons at Wofford.

## 2013:

- Began season on 7-day disabled list with a right oblique strain; reinstated April 22 and reported to Double-A Bowie (Baltimore).
- Homered eight times in a 13-game span May 27-June 11.
- Named Eastern League Player of the Week June 3, hitting .417 (10-for-24) with one double, five home runs, 10 RBI and seven runs scored in seven games.
- Promoted to Triple-A Norfolk June 18 and played in 10 games before being transferred back to Bowie July 4.
- Hit two home runs and recorded season-high six RBI July 14 vs. Richmond.
- Hit three home runs and tied season-high six RBI August 29 vs. Binghamton.
- Led club and tied for first in Eastern League in home runs (23).

**2012:** Split season at Double-A Bowie and Triple-A Norfolk...led Orioles minor leaguers in home runs (24) and fourth in RBI (63)...reached 20-home runs plateau for sixth straight season...ranked second on Norfolk in home runs (13), slugging percentage (.466) and OPS (.803) and fifth in runs scored (44).

**2011:** Spent second straight season at Double-A Bowie...ranked fourth in Eastern League in home runs-per-at-bat (19.33)...led club in home runs (21) and slugging percentage (.443), third in RBI (59) and runs scored (60), fourth in at-bats (406) and fifth in games (115).

**2010:** Spent season with Double-A Bowie...hit .296 with a .415 on-base percentage and a .602 slugging percentage in 28 June games...led club in walks (59), and second in home runs (22) and RBI (70)...tied for sixth in Eastern League in home runs.

**2009:** Spent first season in Baltimore's organization after being acquired via trade from Cincinnati December 9, 2008 along with infielder/outfielder Ryan Freel and infielder Justin Turner in exchange for catcher Ramon Hernandez...split season with Single-A Frederick and Double-A Bowie...named Orioles minor league Player of the Month in August, hitting .286 with eight doubles, nine home runs and 25 RBI...led club in home runs (26), RBI (90), doubles (35), games (128), and second in walks (51)...led Carolina League in RBI and finished second in home runs and doubles...earned Carolina League MVP award...received Brooks Robinson Award as Orioles minor league Player of the Year...named Carolina League All-Star and was starting first baseman in game...named Carolina League Postseason All-Star.

**2008:** Spent season at Single-A Dayton (Cincinnati)...placed on 7-day disabled list with left thumb sprain July 4; reinstated July 18...finished second in Midwest League in OPS (.813), third in home runs (20) and fifth in slugging percentage (.467).

**2007:** Split season with Rookie Billings (Cincinnati) and Single-A Dayton...named Topps Pioneer League Player of the Month for August, hitting .284 (31-for-109) with 12 home runs and 26 RBI...led Pioneer League in home runs (20), total bases (164), runs scored (63) and home run-per-at-bat ratio (13.35)...finished second in the PL in slugging percentage (.614), extra-base hits (39) and third in RBI (61)...voted Billings' MVP...named to *Baseball America's* Rookie All-Star Team...won MiLB.com's short season Round Tripper Award for most home runs in rookie leagues...named fifth best prospect in Pioneer League by *Baseball America*.

**PROFESSIONAL:** Cincinnati's seventh round pick in the 2007 First-Year Player Draft; signed by scout Steve Kring.

## WARING'S PLAYING RECORD

YEAR	CLUB	AVG	G	AB	R	H	2B	3B	HR	RBI	SH	SF	HB	BB	SO	SB	CS	E	OBP
2007	Billings	.311	68	267	63	83	17	2	20	61	0	2	5	21	83	1	0	16	.369
	Dayton	1.000	1	1	0	1	0	0	0	2	0	9	0	0	0	0	0	0	1.000
2008	Dayton	.270	119	441	63	119	23	2	20	71	0	7	12	43	156	1	0	16	.346
2009	Frederick	.273	128	473	70	129	35	2	26	90	1	6	12	51	121	5	3	18	.354
	Bowie	.292	8	24	4	7	3	0	1	6	0	9	2	3	9	0	0	1	.414
2010	Bowie	.242	129	472	70	114	32	2	22	70	2	2	11	59	179	0	1	15	.338
2011	Bowie	.222	115	406	60	90	21	3	21	59	1	3	6	33	127	0	0	23	.288
2012	Bowie	.276	52	185	38	51	16	1	11	30	1	1	8	27	56	2	0	31	.389
	Norfolk	.248	66	234	44	58	12	0	13	33	0	3	10	23	86	0	1	10	.337
2013	Bowie	.213	99	347	46	74	13	0	23	61	1	3	5	48	129	0	0	12	.315
	Norfolk	.222	10	36	3	8	2	0	2	8	0	0	1	5	19	0	0	0	.333
Minor League Totals		.254	795	2886	461	734	174	12	159	491	6	27	72	313	965	9	5	113	.339





# JOSHWILLINGHAM

**HEIGHT/WEIGHT:** 6-2/228  
**BORN:** 2/17/79 in Florence, AL  
**RESIDES:** Florence, AL

**ACQUIRED:** Signed as free agent, 12/15/11  
**M.L. SERVICE:** 8 years, 123 days  
**CONTRACT STATUS:** Signed thru 2014

**BATS/THROWS:** R/R  
**OPENING DAY AGE:** 35



**PERSONAL:** Joshua David Willingham...wife, Ginger (Jaynes)...sons, Rhett (10/24/06), Ryder (2/23/10) and Rogan (4/25/12)...1997 graduate of Mars Hill (AL) High School...attended University of North Alabama, majoring in biology...played shortstop and was a two-time All-Gulf South Conference selection (1999, 2000) and a two-time American Baseball Coaches Association All-American...led Lions to 1999 Division II College World Series and subsequently earned a spot on Division II Baseball Championship and All-Tournament teams...was First-Team Division II All-American in 1999...was Second-Team All-American in 2000...he and wife Ginger run the Josh Willingham Foundation to raise funds for disaster relief in northwest Alabama.

## 2013:

- Played second straight season with the Twins.
- Drew three walks April 6 at Baltimore, ninth time in career with three-plus walks in a game.
- Reached base safely in 25 of first 27 games April 1-May 8, posting a .405 on-base percentage in that span.
- Recorded 850th career hit April 9 at Kansas City.
- Recorded 13th career multi-homer game May 23 at Detroit and 14th career multi-homer game September 10 vs. Oakland.
- Scored 500th career run June 8 at Washington.
- Played 1,000th career game June 11 vs. Philadelphia.
- Placed on 15-day disabled list July 2 (retro July 1) with a medial meniscus tear and left knee bone bruise; had surgery July 3.
- Played three games with Triple-A Rochester on rehab assignment August 5-7...reinstated August 9 after missing 33 games.
- Hit 200th career double August 14 vs. Chicago-AL.
- Drew 500th career walk September 19 at Oakland.
- Led the Twins in walks (66) and strikeouts (128).

## GAME HIGHS

### 2013

**Hits:** 2, 16x, last 9/20 at OAK  
**HR:** 2, 2x, last 9/10 vs. OAK  
**RBI:** 4, 5/23 at DET  
**Grand Slams:** - -  
**Hit-Streak:** 6, 6/23-30  
**SB:** 1, 4/27 vs. TEX

### CAREER

**Hits:** 5, 7/1/07 vs. ATL  
**HR:** 2, 14x, last 9/10/13 vs. OAK  
**RBI:** 8, 7/27/09 at MIL  
**Grand Slams:** 5, 4/11/10 at NYM  
**Hit-Streak:** 15, 2x, last 5/27-6/13/12  
**SB:** 2, 2x, last 4/15/08 vs. ATL



## AMERICAN LEAGUE BATTING LEADERS

### HOME RUNS FOR OUTFIELDERS SINCE 2012

1. Adam Jones .....	65
2. Josh Hamilton .....	64
3. Mike Trout .....	57
4. Jose Bautista .....	55
5. Nelson Cruz .....	51
6. Curtis Granderson .....	50
7. Josh Willingham .....	49
Yoenis Cespedes .....	

**2012:** Made sixth career Opening Day start and first as Twin, batting fifth and playing left field April 6 at Baltimore...homered in fourth at-bat, a two-run shot in the ninth inning, marking first hit as a Twin and third time (second time consecutively) that he had homered on Opening Day...the game also marked 800th of career...homered in three straight games April 9-12...hit a total of five home runs in first 11 games...named American League Player of the Week April 9-15 (the first POW Award of the MLB season)...batted .455 (10-for-22) with a double, three home runs, four RBI, three walks, and six runs scored in that span...second career Player of the Week award (other August 2, 2009)...hit safely in each of Twins first 15 games, tying a club record to start a season, (Kirby Puckett, 1994)...passed Glenn Williams (14 games) for longest hitting streak for a player starting his Twins career...passed career-high for a hit-streak of 12 (2008)...reached safely via hit or walk in first 20 games April 6-30, batting .347 (25-for-72) with nine walks in that span, including a .447 on-base percentage...hit fifth career walk-off home run, a three-run shot off Brian Fuentes May 29 vs. Oakland, giving the

Twins a 3-2 victory...hit walk-off RBI-single in bottom of 10th inning June 8 vs. Chicago-NL, giving the Twins a 8-7 victory...hit go-ahead two-run homer June 24 at Cincinnati in top of ninth inning off Aroldis Chapman to give Twins a 2-1 lead and eventual win...hit 150th career home run July 3 at Detroit...recorded 11th career multi-homer game July 13 vs. Oakland, and 12th career multi-homer game July 24 at Chicago-AL...hit 11 home runs in July, tying him with Arizona's Jason Kubel for the most in baseball during the month...also recorded 27 RBI in July, tying him with the Yankees' Mark Teixeira for most in the month...hit 29th home run August 6 at Cleveland, tying single season career-high...set a new single season career-high with 30th home run August 14 vs. Detroit, eventually ending the season with 35...recorded 100th RBI, becoming 17th different Twin to reach 100 RBI in a season, September 7 vs. Cleveland...hit 35th home run, tying Bob Allison (1963) for ninth on Twins all-time single-season home run list, September 19 at Cleveland; set a season-high with four hits and tied season-high with four RBI in that same game...sidelined with sprained left shoulder September 24, ending season and missing final eight games...became first player in Twins history to hit 30-plus doubles, 35-plus homers and drive in over 100 runs in a season...struck out 141 times, fourth most in club history for a single season...hit 21 home runs at Target Field, most ever by a Twin in one season...ranked seventh in the AL in home runs (35) and ninth in baseball, becoming first Twin to finish in top 10 in MLB since Gary Gaetti tied for eighth with 28 home runs in 1988...posted a 14.83 at-bat per home run ratio, seventh best in baseball and 10th best in Twins history...tied for third in AL in RBI (110) and tied for fifth in baseball...posted a 4.72 at-bat per RBI ratio, third best in baseball...one of five players in baseball with 30-plus doubles, 30-plus home runs and 110-plus RBI — the others were Ryan Braun (36 2B, 41 HR, 112 RBI), AL MVP Miguel Cabrera (40 2B, 44 HR, 139 RBI), Josh Hamilton (31 2B, 43 HR, 128 RBI) and Chase Headley (31 2B, 31

PLAYERS





HR, 115 RBI)...won 2012 Louisville Slugger Silver Slugger Award, becoming the sixth Twin to win the award and second outfielder, the other being Kirby Puckett, who won it five times.

**2011:** Spent first season with Oakland after being acquired in trade from Washington for pitcher Henry Rodriguez and outfielder Corey Brown December 16, 2010...made fifth career Opening Day start and first for Oakland April 1, all coming in left field (also 2006-08 and 10)...hit second career Opening Day home run April 1 vs. Seattle (also March 31, 2008 vs. New York-NL); the home run came in first at-bat, making him the 10th player in Oakland history to homer in first at-bat with the A's (the last being Frank Thomas April 3, 2006)...recorded five RBI May 9 at Texas, his seventh career game with five-plus RBI...suspended for one game and fined an undisclosed amount by Major League Baseball May 9 for actions at the conclusion of the top of eighth inning May 7 at Kansas City; the suspension served May 13...had 10th two-homer game of career July 29 vs. Minnesota, his first since August 25, 2009 at Chicago-NL, driving in all five of A's runs that night, tying the Oakland record for most RBI in a game in which a player drove in all of the A's runs...hit third career pinch-hit home run August 20 vs. Toronto, his first since April 16, 2009 vs. Philadelphia...tied for third in American League in home runs in August (8) and tied for seventh in RBI (21)...led Athletics in home runs (29), RBI (98), strikeouts (150) and tied for first in walks (56)...was one of 13 players in American League with 25-plus doubles, 25-plus home runs and 90-plus RBI.

**2010:** Spent second season with Washington...batted .281 with 15 home runs and 46 RBI in 87 games before All-Star break, but batted .225 with one home run and 10 RBI in 27 games after the break while experiencing left knee problems...made team-leading 105 starts in left field...committed just one error in 108 games overall in outfield (.994 fielding percentage)...tied for second among National League left fielders with seven assists...had career-highs in walks (67) and on-base percentage, and matched best in stolen bases (8-for-8)...placed on 15-day disabled list with sore left knee August 16...transferred to 60-day disabled list September 3 and had surgery on knee.

**2009:** Spent first season with Washington...batted .340 with 15 doubles, 11 homers and 24 RBI in 50 games May 5-July 12...missed a week in early June with an illness, then went on bereavement list for a week in mid-June...became 13th major leaguer and third National League player to hit two grand slams in same game (off Jeff Suppan and Mark DeFelice) July 27 at Milwaukee...the eight RBI set a Nationals (since 2005) single-game record and matched the franchise single-game mark...batted .423 (11-for-26) with three doubles, three homers, 11 RBI and five walks in six games, and was named NL co-Player of the Week August 2...went 4-for-4 with two homers and six RBI August 25 at Chicago-NL, and scored five runs in that game to match Nationals (since 2005) single-game club mark...according to the Elias Sports Bureau, only five other players have gone 4-for-4 or better in a single game, yet posted more runs and more RBI than hits: Sean Casey (4-for-4, six RBI and five runs, May 19, 1999 at Colorado), Ken Griffey Jr. (4-for-4, six RBI, and five runs, May 24, 1996 vs. New York-AL), George Foster (4-for-4, seven RBI, and five runs, April 25, 1977 at Atlanta), Rocky Colavito (4-for-4, six RBI and five runs, June 10, 1959 at Baltimore), and Lou Gehrig (4-for-4, five RBI and five runs, June 12, 1928 at Chicago-AL)...with 24 home runs, he joined Adam Dunn (38) and Ryan Zimmerman (33) to form Nationals second trio of 20-plus homer teammates...established Nationals record with five multi-homer games...tied for seventh in NL with 12 hit by pitches.

**2008:** Hit first Opening Day home run of career, playing with Florida, March 31 vs. New York-NL off Johan Santana...posted 12-game hitting streak April 12-24...was batting .341 with six home runs and 16 RBI in 25 games before missing 50 games due to a stint on the disabled list with a lower back strain April 28-June 23...hit two home runs, including a walk-off 10th-inning solo shot in a 6-5 win June 30 against Washington...homered in four straight games for first time in career September 22-26...traded to Washington along with pitcher Scott Olsen in exchange for pitcher P.J. Dean, and infielders Emilio Bonifacio and Jake Smolinski November 10.

**2007:** Made Marlins Opening Day roster for first time in career and spent entire season with Florida...hit Marlin's only walk-off home run of season May 10 vs. Los Angeles-NL...went 5-for-5 and had walk-off RBI-single in 10th inning July 1 vs. Atlanta...hit two grand slams, including first of career August 11 at New York-NL off Guillermo Mota...posted a hit in six straight at-bats June 30-July 1...recorded six RBI August 23 at St. Louis...tied for eighth in NL with team-leading nine outfield assists.

**2006:** Earned Rookie of the Year consideration along with teammates Hanley Ramirez (winner), Dan Uggla, Josh Johnson and Scott Olsen...teamed with Uggla (27) and Mike Jacobs (20) to form second trio of rookie teammates in MLB history to hit 20-or-more homers (the other trio was Gary Gaetti, Kent Hrbek and Tom Brunansky of 1982 Twins)...joined Uggla as only second pair of rookie teammates to hit 25-plus home runs (Al Rosen and Luke Easter, 1950 Indians)...spent two weeks on disabled list with sprained left hand June 7-22.

**2005:** Started the season with Triple-A Albuquerque (Florida)...hit .344 with six doubles, 12 home runs, 29 RBI and 20 walks in May, and was named Florida's organizational Player of the Month...named Topps minor league Player of the Month in May...earned PCL Player of the Week honors June 12 after hitting .550 with three doubles, three home runs and eight RBI...recalled by Florida June 24...named PCL Midseason All-Star and selected to play in XM Futures Game, but did not play in either due to major league recall...led Pacific Coast League with 19 home runs at time of promotion...placed on 15-day disabled list with stress fracture in left forearm June 30-September 2.

**2004:** Started season with Double-A Carolina (Florida)...recalled by Florida for first time and made major league debut July 6 vs. Pittsburgh...went 2-for-2 with two walks in second major league game July 7 against Pittsburgh, singling off Brian Meadows in sixth inning for first hit...hit first career homer July 18 at Pittsburgh off Oliver Perez...named a Double-A Postseason All-Star catcher by *Baseball America*.

**2003:** Split time between Single-A Jupiter (Florida), Double-A Carolina and GCL Marlins (rehab assignment)...was Florida State League All-Star for second consecutive season...placed on disabled list twice with right knee inflammation...participated in Arizona Fall League and hit .313 with three home runs and 11 RBI in 22 games with Peoria Saguaros.

**2002:** Spent season with Single-A Jupiter...was Florida State League All-Star...tied for third in FSL in slugging percentage and tied for fifth in on-base percentage (.394).

**2001:** Spent entire season with Single-A Kane County (Florida)...named to Single-A Midwest League All-Star team...stole a team-high 24 bases in 26 attempts (92.3%)...successfully stole 23 straight bases April 30-August 22.

**2000:** Began professional career with Single-A Utica (Florida)...posted .400 on-base percentage, including 39 walks in 65 games.

**PROFESSIONAL:** Florida's 17th round pick in the 2000 First-Year Player Draft; signed by scout Larry Keller.



WILLINGHAM'S PLAYING RECORD																			
YEAR	CLUB	AVG	G	AB	R	H	2B	3B	HR	RBI	SH	SF	HB	BB	SO	SB	CS	E	OBP
2000	Utica	.263	65	205	37	54	16	0	6	29	1	2	9	39	55	9	5	2	.400
2001	Kane County	.259	97	320	57	83	20	2	7	36	0	4	13	53	85	24	2	15	.382
2002	Jupiter	.274	107	376	72	103	21	4	17	69	0	2	13	63	88	18	5	9	.394
2003	Jupiter	.264	59	193	46	51	17	1	12	34	0	3	9	46	42	9	2	2	.422
	GCL Marlins	.429	2	7	3	3	1	0	1	3	0	0	0	1	2	0	0	0	.500
	Carolina	.299	22	67	15	20	2	1	5	14	0	0	3	13	20	0	0	0	.434
2004	FLORIDA	.200	12	25	2	5	0	0	1	1	0	0	0	4	8	0	0	1	.310
	Carolina	.281	112	338	81	95	24	0	24	76	1	7	18	91	87	6	3	5	.449
2005	Jupiter	.222	2	9	1	2	1	0	0	1	0	0	1	0	2	0	0	0	.300
	Albuquerque	.324	66	219	56	71	14	3	19	54	0	4	9	47	54	5	1	5	.455
	FLORIDA	.304	16	23	3	7	1	0	0	4	1	0	2	2	5	0	0	0	.407
2006	Carolina	.250	2	8	0	2	0	0	0	0	0	0	0	0	3	0	0	0	.250
	FLORIDA	.277	142	502	62	139	28	2	26	74	0	6	11	54	109	2	0	7	.356
2007	FLORIDA	.265	144	521	75	138	32	4	21	89	0	1	16	66	122	8	1	3	.364
2008	Carolina	.231	8	26	6	6	2	0	0	5	0	0	2	2	5	0	0	1	.333
	FLORIDA	.254	102	351	54	89	21	5	15	51	1	2	14	48	82	3	2	0	.364
2009	WASHINGTON	.260	133	427	70	111	29	0	24	61	0	2	12	61	104	4	3	7	.367
2010	WASHINGTON	.268	114	370	54	99	19	2	16	56	0	4	9	67	85	8	0	1	.389
2011	Sacramento	.200	2	5	1	1	0	0	1	2	0	0	0	2	2	0	0	0	.429
	OAKLAND	.246	136	488	69	120	26	0	29	98	0	8	11	56	150	4	1	2	.332
2012	MINNESOTA	.260	145	519	85	135	30	1	35	110	0	6	14	76	141	3	2	4	.366
2013	Rochester	.111	3	9	1	1	0	0	1	1	0	0	0	2	2	0	0	0	.273
	MINNESOTA	.208	111	389	42	81	20	0	14	48	0	2	14	66	128	1	0	1	.342
Minor League Totals		.276	547	1782	376	492	118	11	93	324	2	22	77	359	447	71	18	39	.414
National League Totals		.265	663	2219	320	588	130	13	103	336	2	15	64	302	515	25	6	19	.367
American League Totals		.241	392	1396	196	336	76	1	78	256	0	16	39	198	419	8	3	7	.347
Major League Totals		.256	1055	3615	516	924	206	14	181	592	2	31	103	500	934	33	9	26	.359

WILLINGHAM'S CAREER FIELDING RECORD								
POSITION	PCT	G	PO	A	E	TC	DP	PB
Outfield	.984	884	1507	44	25	1576	8	—
Catcher	.980	15	48	1	1	50	0	4
First Base	1.000	3	5	0	0	5	0	—
Totals	.984	902	1560	45	26	1631	8	4

### TWINS ALL-TIME LEADERS IN GAMES BY POSITION

POS	PLAYER	GAMES	NEXT
P:	Eddie Guardado (1993-03, 08)	648	Rick Aguilera (1989-99), 490
C:	Joe Mauer (2004-13)	920	Earl Battey (1961-67), 831
1B:	Kent Hrbek (1981-94)	1,609	Justin Morneau (2003-13), 1,124
2B:	Rod Carew (1967-78)	1,128	Chuck Knoblauch (1991-97), 999
SS:	Greg Gagne (1983-92)	1,112	Zoilo Versalles (1961-67), 1,062
3B:	Gary Gaetti (1981-90)	1,311	Rich Rollins (1961-68), 771
LF:	Dan Gladden (1987-91)	621	Bob Allison (1962-70), 519
CF:	Kirby Puckett (1984-95)	1,433	Torii Hunter (1998-2007), 1,172
RF:	Tony Oliva (1962-72)	1,137	Tom Brunansky (1982-88), 795
DH:	Paul Molitor (1996-98)	380	Randy Bush (1982-93), 347





# VANCE WORLEY

**HEIGHT/WEIGHT:** 6-2/230

**BORN:** 9/25/87 in Sacramento, CA

**RESIDES:** Sacramento, CA

**ACQUIRED:** Trade with Philadelphia, 12/6/12

**M.L. SERVICE:** 2 years, 33 days

**CONTRACT STATUS:** Signed thru 2014

**BATS/THROWS:** R/R

**OPENING DAY AGE:** 26



**PERSONAL:** Vance Richard Worley (pronounced WOAR-lee)...wife, Maricel (Vivas)...2005 graduate of CK McClatchy (CA) High School where he was a three-year varsity letter-winner in baseball, three-time First-Team All-Metro League selection and two-time All-City pick...named Second-Team All-State and Sacramento Bee's first team as a junior...attended Long Beach State (CA) University from 2005-08, majoring in criminal justice.

## 2013:

- Acquired by Twins from Philadelphia December 6, 2012 along with right-handed pitcher Trevor May in exchange for outfielder Ben Revere.
- Was Twins Opening Day starter April 1 vs. Detroit, allowing three runs on eight hits in 6.0 innings pitched and was dealt the loss.
- Won first game as a Twin May 11 vs. Baltimore, allowing five runs on 11 hits in 5.1 innings pitched, snapping a four-game losing streak to start the season.
- Allowed eight runs May 22 at Atlanta, raising ERA to 7.21 and was optioned to Triple-A Rochester after the start.
- Pitched a complete game shutout in first start with the Red Wings May 27 vs. Lehigh Valley, allowing five hits and four walks, earning the win.
- Went 5-0, 3.21 ERA (33.2 IP, 12 ER) in final five starts of the season June 17-July 7, including back-to-back complete games, the first being a 7.0-inning shutout with one run allowed June 17 at Scranton-Wilkes-Barre, and the second being a 9.0-inning complete game shutout June 22 at Louisville.
- Named International League Pitcher of the Week June 24.
- Had an MRI on right shoulder at the end of August, which did not reveal problems, but was shut down for the rest of the season.

**2012:** Made Phillies Opening Day roster for the first time in career...posted a 13.0 inning scoreless streak April 14-24...recorded a career-high 11 strikeouts April 19 at San Diego...went 2-1, 1.97 ERA (32.0 IP, 7 ER) in five April starts...placed on the 15-day disabled list with right elbow inflammation (bone chips) May 16-June 3...did not strike out a batter for the first time in career August 1 at Washington (7.0 IP); had recorded at least one strikeout in each of first 48 career appearances (41 starts)...placed on the disabled list with loose bodies in right elbow August 29 through the end of season; had surgery to remove loose bodies and bone spur September 7...pitched 6.0-plus innings in 16 of 23 starts.

**2011:** Began season with Triple-A Lehigh Valley (Phillies)...recalled by Philadelphia four times during the season...won an NL-best nine straight decisions June 29-September 6 (12 GS, 9-0, 2.87 ERA during the stretch), the longest streak ever by a Phillies rookie pitcher and tied for the fourth longest in franchise history...recorded first major league hit singling off Mike Pelfrey April 29 vs New York-NL...tossed first career complete game July 26 vs. San Francisco...won five straight starts June 29-July 26, tying the longest streak by any major league rookie pitcher in 2011, and was the first Phillies rookie since Charles Hudson July 20-August 8, 1983...led all rookie pitchers in hits (10) and RBI (5)...finished third in National League Rookie of the Year balloting with 40 total points (8 second-place votes and 16 third-place votes) behind Atlanta's Craig Kimbrel and Freddie Freeman...led NL rookies in ERA (3.01), second in wins (11), third in batting average against (.237), fourth in starts (21) and strikeouts (119), and fifth in innings (131.2)...the Phillies went 16-5 (.762) in his 21 starts — the best team winning percentage for any starter in the majors (min. 20 starts).

**2010:** Began season with Double-A Reading (Philadelphia)...named Phillies minor league Pitcher of the Month for July, going 3-0, 0.93 ERA (29.0 IP, 3 ER) in four starts...named Phillies minor league Pitcher of the Week July 12-18...named to Eastern League All-Star team...had contract selected by Philadelphia July 21...made major league debut with 1.0 scoreless inning of relief July 24 vs. Colorado; optioned to Lehigh Valley following the game...posted a 29.0-inning scoreless streak between Reading and Lehigh Valley July 9-August 1...made first major league start in Game 1 of a doubleheader September 6 vs. Florida, allowing two run in 5.0 innings and was dealt the loss...earned first major league win with 1.0 scoreless inning of relief September 19 vs. Washington.

**2009:** Spent season with Double-A Reading...twice named Phillies minor league Pitcher of the Week -- May 4-10 and July 14-20...selected to Eastern League Midseason All-Star team...finished fourth in the Eastern League in innings pitched (153.1).

**2008:** Began professional career at Single-A Williamsport (Philadelphia)...promoted to Single-A Lakewood July 5...struck out nine batters in final start of the season August 30 at Delmarva.

**AMATEUR CAREER:** Pitched at Long Beach State from 2006-08, going 12-13, 3.99 ERA (230.0 IP, 102 ER) with 52 walks and 145 strikeouts in 47 career games (32 starts)...went 7-4, 4.27 ERA (103.1 IP, 49 ER) with 12 walks, 70 strikeouts and three complete games in 15 starts as a junior in 2008...played in the Cape Cod League in 2005 and was ranked 27th best prospect in the league by *Baseball America*...ranked in Top-50 freshmen by *Baseball America* in 2006.

**PROFESSIONAL:** Philadelphia's third round pick in the 2008 First-Year Player Draft; signed by scout Tim Kissner...originally selected by Philadelphia in the 20th round of the 2005 First-Year Player Draft, but did not sign.

## GAME HIGHS

### 2013

**IP:** 7.0, 4/20 at CWS

**Walks:** 3, 5/17 vs. BOS

**SO:** 7, 4/20 at CWS

**CG:** - -

**Win-Streak:** 1, 5/11 vs. BAL

**Low-Hit:** - -

### CAREER

**IP:** 9.0, 7/26/11 vs. SF

**Walks:** 4, 6x, last 7/8/12 vs. ATL

**SO:** 11, 4/19/12 at SD

**CG:** 1, 7/26/11 vs. SF

**Win-Streak:** 9, 6/29-9/6/11

**Low-Hit:** 3, 7/26/11 vs. SF





WORLEY'S PITCHING RECORD																			
YEAR	CLUB	W-L	ERA	G	GS	CG	SH	SV	IP	H	R	ER	HR	HB	BB	SO	WP	BK	BAA
2008	Williamsport	0-0	1.13	2	2	0	0	0	8.0	3	1	1	0	0	1	8	0	0	.120
	Lakewood	3-2	2.66	11	11	0	0	0	61.0	58	25	18	4	3	7	53	3	0	.247
2009	Reading	7-12	5.34	27	27	0	0	0	153.1	163	102	91	17	5	49	100	2	1	.275
2010	Reading	9-4	3.20	19	19	1	1	0	112.2	114	48	40	9	3	36	83	1	0	.264
	Lehigh Valley	1-3	3.77	8	8	0	0	0	45.1	46	19	19	3	1	10	36	1	0	.264
	PHILADELPHIA	1-1	1.38	5	2	0	0	0	13.0	8	2	2	1	0	4	12	1	0	.178
2011	Lehigh Valley	5-2	2.31	9	9	1	0	0	50.2	41	13	13	5	2	12	50	1	0	.219
	PHILADELPHIA	11-3	3.01	25	21	1	0	0	131.2	116	47	44	10	3	46	119	2	1	.237
2012	PHILADELPHIA	6-9	4.20	23	23	0	0	0	133.0	154	69	62	12	6	47	107	1	0	.296
2013	MINNESOTA	1-5	7.21	10	10	0	0	0	48.2	82	43	39	9	3	15	25	1	0	.381
	Rochester	6-3	3.88	9	9	3	1	0	58.0	65	31	25	3	1	17	34	1	0	.281
Minor League Totals		31-26	3.81	85	85	5	2	0	489.0	490	239	207	41	15	132	364	9	1	.261
American League Totals		1-5	7.21	10	10	0	0	0	48.2	82	43	39	9	3	15	25	1	0	.381
National League Totals		18-13	3.50	53	46	1	0	0	277.2	278	118	108	23	9	97	238	4	1	.263
Major League Totals		19-18	4.05	63	56	1	0	0	326.1	360	161	147	32	12	112	263	5	1	.283

WORLEY'S CAREER FIELDING RECORD								
POSITION	PCT	G	PO	A	E	TC	DP	PB
Pitcher	.971	63	14	53	2	69	5	—

WORLEY'S BATTING RECORD																
BATTING	AVG	AB	R	H	2B	3B	HR	RBI	SH	SF	HB	BB	SO	SB	CS	OBP
Career	.151	86	4	13	2	0	0	7	9	0	0	1	30	0	0	.161

WORLEY'S DIVISION SERIES PITCHING RECORD																			
YEAR	OPPONENT	W-L	ERA	G	GS	CG	SH	SV	IP	H	R	ER	HR	HB	BB	SO	WP	BK	BAA
2011	St. Louis	0-0	6.75	2	0	0	0	0	1.1	3	1	1	0	0	1	0	0	0	.429

TWINS ALL-TIME COME FROM BEHIND VICTORIES				
DEFICIT/RUNS	DATE	OPPONENT	SCORE	FINAL SCORE
7	5-10-00	Cleveland	1-8	10-9
6	5-9-64	Kansas City	1-7	10-8
6	8-5-77	Cleveland	1-7	14-10
6	6-26-79	Milwaukee	0-6	8-7
6	8-2-82	at California	0-6	9-7
6	9-11-87	at Cleveland	1-7	13-10
6	4-28-95	Baltimore	0-6	12-9
6	5-27-97	Seattle	0-6	11-10
6	9-23-98	Chicago-AL	0-6	7-6
6	4-17-99	at Cleveland	1-7	13-8
6	8-6-99	at Kansas City	1-7	9-8
6	4-5-00	Tampa Bay	1-7	10-7
6	5-2-02	Tampa Bay	0-6	7-6
6	7-15-02	Anaheim	1-7	10-8
6	5-4-08	Detroit	0-6	7-6



# MORE LAPTOP OR JUST MORE LAP?

MORE WORKSPACE WITH  
ECONOMY COMFORT.™



OFFICIAL AIRLINE OF  
THE MINNESOTA TWINS







2014  
**ALL★STAR**  
**GAME**

**YEAR IN REVIEW**





# TWINS FINAL STATISTICS — 2013

## BATTING- [13TH IN A.L.]

PLAYER	AVG	G	AB	R	H	2B	3B	HR	RBI	SH	SF	HB	BB	SO	SB	CS	E	OBP
Arcia, O	.251	97	351	34	88	17	2	14	43	0	0	4	23	117	1	2	2	.304
Bernier, D	.226	33	53	9	12	3	0	0	5	2	0	1	8	15	2	1	0	.339
Colabello, C	.194	55	160	14	31	3	0	7	17	0	0	1	20	58	0	1	3	.287
Doumit, R	.247	135	485	49	120	28	1	14	55	0	4	1	48	99	1	0	3	.314
Dozier, B	.244	147	558	72	136	33	4	18	66	3	4	6	51	120	14	7	6	.312
Escobar, E	.236	66	165	23	39	5	2	3	10	2	1	0	11	34	0	2	7	.282
Florimon, P	.221	134	403	44	89	17	0	9	44	5	3	2	33	115	15	6	18	.281
Fryer, E	.385	6	13	2	5	1	0	1	4	0	0	0	3	3	0	0	0	.500
Herrmann, C	.204	57	157	16	32	7	0	4	18	3	0	0	18	49	0	1	2	.286
Mastroianni, D	.185	30	65	5	12	2	0	0	5	3	1	1	3	23	2	1	0	.229
Mauer, J	.324	113	445	62	144	35	0	11	47	0	2	0	61	89	0	1	3	.404
Parmelee, C	.228	101	294	21	67	13	0	8	24	0	3	3	33	81	1	1	2	.309
Pinto, J	.342	21	76	10	26	5	0	4	12	0	0	1	6	22	0	0	2	.398
Plouffe, T	.254	129	477	44	121	22	1	14	52	1	4	6	34	112	2	1	13	.309
Presley, A	.283	28	113	9	32	4	1	1	11	0	0	1	8	21	1	3	0	.336
Ramirez, W	.272	35	81	5	22	6	1	0	6	0	1	1	3	23	0	0	0	.302
Thomas, C	.214	92	290	39	62	15	0	4	13	1	0	1	30	92	1	3	3	.290
Willingham, J	.208	111	389	42	81	20	0	14	48	0	2	14	66	128	1	0	1	.342
PITCHERS	.056	162	18	0	1	0	0	0	0	4	0	0	0	11	0	0	0	.056
MINNESOTA	.242	162	5564	614	1346	285	15	151	590	29	32	52	533	1430	52	33	81	.312
DH	.214	152	594	64	127	33	0	14	54	0	5	8	62	165	0	0	0	.294
OPPONENTS	.280	162	5679	788	1591	310	30	168	764	27	49	44	458	985	73	38	99	.336

## PITCHING- [14TH IN A.L.]

PITCHER	W	L	ERA	G	GS	CG	SH	SV	IP	H	R	ER	HR	HB	BB	SO	WP	BK	AVG
Albers, A	2	5	4.05	10	10	1	1	0	60.0	64	34	27	6	2	7	25	0	1	.271
Burton, J	2	9	3.82	71	0	0	0	2	66.0	61	29	28	6	5	22	61	2	0	.242
Correia, K	9	13	4.18	31	31	0	0	0	185.1	218	89	86	24	2	45	101	2	0	.297
Deduno, S	8	8	3.83	18	18	0	0	0	108.0	105	48	46	7	9	41	67	8	2	.259
De Vries, C	0	2	10.80	4	2	0	0	0	15.0	22	18	18	6	0	9	12	0	0	.333
Diamond, S	6	13	5.43	24	24	0	0	0	131.0	163	88	79	21	1	36	52	5	0	.306
Duensing, B	6	2	3.98	73	0	0	0	1	61.0	68	28	27	4	2	22	56	6	0	.283
Fien, C	5	2	3.92	73	0	0	0	0	62.0	51	28	27	9	0	12	73	2	0	.225
Hendriks, L	1	3	6.85	10	8	0	0	0	47.1	67	39	36	10	3	14	34	1	0	.327
Hernandez, P	3	3	6.83	14	12	0	0	0	56.2	80	43	43	10	23	1	29	1	1	.338
Martis, S	0	1	5.59	6	0	0	0	0	9.2	6	6	6	3	0	4	7	0	0	.171
Pelfrey, M	5	13	5.19	29	29	0	0	0	152.2	184	92	88	13	6	53	101	1	0	.300
Perkins, G	2	0	2.30	61	0	0	0	36	62.2	43	16	16	5	3	15	77	0	0	.196
Pressly, R	3	3	3.87	49	0	0	0	0	76.2	71	37	33	5	0	27	49	7	0	.251
Roenicke, J	3	1	4.35	63	0	0	0	1	62.0	63	31	30	6	1	36	45	7	0	.263
Swarzak, A	3	2	2.91	48	0	0	0	0	96.0	89	33	31	7	1	22	69	1	0	.249
Thielbar, C	3	2	1.76	49	0	0	0	0	46.0	24	11	9	4	0	14	39	1	0	.154
Tonkin, M	0	0	0.79	9	0	0	0	0	11.1	9	6	1	0	0	3	10	1	0	.205
MINNESOTA	66	96	4.55	162	162	1	7	40	1450.1	1591	788	733	168	44	458	985	50	4	.280
OPPONENTS	96	66	3.47	162	162	2	15	49	1464.0	1346	614	564	151	52	533	1430	71	0	.242

## TWINS - 20 HR/20 SB IN THE SAME SEASON

YEAR	PLAYER	POS	HR	SB
1977	Larry Hisle	OF	28	21
1986	Kirby Puckett	OF	31	20
1995	Marty Cordova	OF	24	20
2001	Corey Koskie	3B	26	27
2002	Torii Hunter	OF	29	23
2004	Torii Hunter	OF	23	21



# TWINS FINAL STATISTICS — 2013

## FIELDING- [STH IN A.L.]

PLAYER	POS	PCT	G	GS	PO	A	E	TC	DP	TP	PB
Albers, A	P	1.000	10	10	4	9	0	13	1	0	
Arcia, O	OF	.989	83	82	167	5	2	174	2	0	
Bernier, D	2b	1.000	4	1	1	2	0	3	0	0	
	3b	1.000	7	1	0	2	0	2	0	0	
	SS	1.000	20	12	17	46	0	63	9	0	
Burton, J	P	.941	71	0	6	10	1	17	0	0	
Butera, D	C	1.000	2	1	3	0	0	3	0	0	0
Carroll, J	P	.000	1	0	0	0	0	0	0	0	
	2b	1.000	17	15	24	32	0	56	10	0	
	3b	.976	33	29	23	59	2	84	10	0	
	SS	1.000	3	2	2	9	0	11	2	0	
Colabello, C	1b	.991	26	23	206	16	2	224	19	0	
	OF	.938	11	9	14	1	1	16	0	0	
Correia, K	P	.944	31	31	18	16	2	36	1	0	
Deduno, S	P	.971	18	18	13	21	1	35	1	0	
De Vries, C	P	1.000	4	2	1	2	0	3	0	0	
Diamond, S	P	.920	24	24	7	16	2	25	0	0	
Doumit, R	C	.992	43	43	229	20	2	251	2	0	3
	OF	.984	33	29	55	5	1	61	2	0	
Dozier, B	2b	.992	146	141	267	461	6	734	110	0	
Duensing, B	P	1.000	73	0	7	12	0	19	1	0	
Escobar, E	2b	1.000	7	5	8	17	0	25	4	0	
	3b	.917	23	14	4	18	2	24	3	0	
	SS	.952	38	21	31	69	5	105	9	0	
	OF	.000	1	0	0	0	0	0	0	0	
Fien, C	P	1.000	73	0	3	7	0	10	0	0	
Florimon, P	SS	.973	133	127	245	401	18	664	101	0	
Fryer, E	C	1.000	5	4	28	2	0	30	0	0	0
Gibson, K	P	1.000	10	10	1	4	0	5	1	0	
Hendriks, L	P	1.000	10	8	5	4	0	9	0	0	
Hernandez, P	P	1.000	14	12	1	11	0	12	0	0	
Herrmann, C	C	.987	27	23	136	13	2	151	0	0	0
	OF	1.000	24	15	29	3	0	32	2	0	
Hicks, A	OF	1.000	81	78	215	9	0	224	2	0	
Martis, S	P	1.000	6	0	2	0	0	2	0	0	
Mastroianni, D	2b	.000	1	0	0	0	0	0	0	0	
	OF	1.000	28	17	40	1	0	41	0	0	
Mauer, J	C	.996	75	73	495	30	2	527	7	0	3
	1b	.988	8	8	78	3	1	82	9	0	
Morneau, J	1b	.997	112	111	999	86	3	1088	117	0	
Parmelee, C	1b	1.000	23	20	152	12	0	164	15	0	
	OF	.982	68	59	105	6	2	113	0	0	
Pelfrey, M	P	.926	29	29	11	14	2	27	3	0	
Perkins, G	P	1.000	61	0	2	5	0	7	0	0	
Pinto, J	C	.983	20	18	112	4	2	118	1	0	0
Plouffe, T	1b	1.000	2	0	2	0	0	2	0	0	
	3b	.956	120	118	91	194	13	298	25	0	
Presley, A	OF	1.000	28	27	80	2	0	82	1	0	
Pressly, R	P	.955	49	0	8	13	1	22	2	0	
Ramirez, W	OF	1.000	25	20	49	1	0	50	0	0	
Robertson, T	P	.000	2	0	0	0	0	0	0	0	
Roenicke, J	P	1.000	63	0	4	10	0	14	0	0	
Swarzak, A	P	.938	48	0	6	9	1	16	1	0	
Thielbar, C	P	1.000	49	0	3	3	0	6	0	0	
Thomas, C	OF	.986	86	79	212	6	3	221	1	0	
Tonkin, M	P	1.000	9	0	0	2	0	2	1	0	
Walters, P	P	1.000	8	8	3	4	0	7	0	0	
Willingham, J	OF	.992	72	71	125	5	1	131	1	0	
Worley, V	P	.929	10	10	2	11	1	14	1	0	
<b>TOTALS</b>		<b>.987</b>	<b>162</b>	<b>162</b>	<b>4351</b>	<b>1723</b>	<b>81</b>	<b>6155</b>	<b>178</b>	<b>0</b>	<b>6</b>

2013 REVIEW





# TWINS FINAL CLUB STATISTICS — 2013

	HOME		ROAD		TOTALS	
AMERICAN LEAGUE	W	L	W	L	W	L
VS. BALTIMORE	1	2	2	1	3	3
VS. BOSTON	0	3	3	1	3	4
VS. NEW YORK	0	4	2	1	2	5
VS. TAMPA BAY	1	2	0	4	1	6
VS. TORONTO	0	3	1	2	1	5
<b>TOTALS VS. EAST</b>	<b>2</b>	<b>14</b>	<b>8</b>	<b>9</b>	<b>10</b>	<b>23</b>
VS. CHICAGO	5	5	6	3	11	8
VS. CLEVELAND	3	7	3	6	6	13
VS. DETROIT	4	5	4	6	8	11
VS. KANSAS CITY	2	8	2	7	4	15
<b>TOTALS VS. CENTRAL</b>	<b>14</b>	<b>25</b>	<b>15</b>	<b>22</b>	<b>29</b>	<b>47</b>
VS. HOUSTON	3	0	2	1	5	1
VS. LOS ANGELES	3	0	2	1	5	1
VS. OAKLAND	1	2	0	4	1	6
VS. SEATTLE	2	1	2	2	4	3
VS. TEXAS	2	2	2	1	4	3
<b>TOTALS VS. WEST</b>	<b>11</b>	<b>5</b>	<b>8</b>	<b>9</b>	<b>19</b>	<b>14</b>
<b>TOTALS VS. A.L.</b>	<b>27</b>	<b>44</b>	<b>31</b>	<b>40</b>	<b>58</b>	<b>84</b>

NATIONAL LEAGUE	W	L	W	L	W	L
VS. ATLANTA	0	0	0	3	0	3
VS. MIAMI	1	1	0	2	1	3
VS. MILWAUKEE	2	0	2	0	4	0
VS. WASHINGTON	0	0	1	2	1	2
VS. NEW YORK	0	3	0	0	0	3
VS. PHILADELPHIA	2	1	0	0	2	1
<b>TOTALS VS. N.L.</b>	<b>5</b>	<b>5</b>	<b>3</b>	<b>7</b>	<b>8</b>	<b>12</b>
<b>OVERALL TOTALS</b>	<b>32</b>	<b>49</b>	<b>34</b>	<b>47</b>	<b>66</b>	<b>96</b>

DOUBLEHEADERS (HOME)	WON 0	LOST 0	SPLIT 1
DOUBLEHEADERS (ROAD)	WON 1	LOST 1	SPLIT 0

	HOME		ROAD		TOTALS	
	W	L	W	L	W	L
SHUTOUTS	3	7	4	8	7	15
SHUTOUTS - INDIVIDUAL	1	0	0	2	1	2
EXTRA INNINGS	2	3	7	4	9	7
ONE-RUN DECISIONS	12	11	12	14	24	25
TWO-RUN DECISIONS	6	6	6	7	12	13
VS. LH STARTERS	9	13	7	8	16	21
VS. RH STARTERS	23	36	27	39	50	75
GRASS FIELDS	32	49	33	41	65	90
ARTIFICIAL FIELDS	0	0	1	6	1	6
DAY GAMES	11	18	19	16	30	34
NIGHT GAMES	21	31	15	31	36	62

## ATTENDANCE

HOME	2,477,644 (81 DATES)	30,588 AVG
ROAD	2,188,785 (81 DATES)	27,022 AVG

	MIN	OPP		WON	LOST
DOUBLE PLAYS	178	122	STARTERS	39	74
TRIPLE PLAYS	0	0	RELIEVERS	27	22
LEFT ON BASE	1206	1118	STREAKS	5	10
GRAND SLAM HR	3	4			
HOME RUNS - HOME	68	74			
HOME RUNS - ROAD	83	94			



# TWINS VS. LEFT-HANDERS — 2013

BATTER	AVG	G	AB	R	H	2B	3B	HR	RBI	SH	SF	HP	BB	SO	SB	CS	OBP
Arcia	.254	60	114	11	29	4	1	3	11	0	0	1	2	36	0	0	.274
Bernier	.278	13	18	5	5	2	0	0	4	0	0	0	3	4	0	0	.381
Butera	.000	1	1	0	0	0	0	0	0	0	0	0	0	0	0	0	.000
Carroll	.326	27	43	5	14	2	0	0	3	0	0	0	3	3	1	0	.370
Colabello	.191	27	47	3	9	1	0	1	2	0	0	0	7	17	0	0	.296
Doumit	.290	86	145	17	42	11	0	2	9	0	1	1	12	24	0	0	.346
Dozier	.328	71	128	25	42	12	2	5	19	0	1	1	17	20	4	4	.408
Escobar	.233	33	43	3	10	3	0	1	3	2	0	0	3	10	0	1	.283
Florimon	.180	62	100	11	18	5	0	0	12	3	2	1	6	25	2	2	.229
Fryer	.667	4	6	2	4	1	0	1	3	0	0	0	2	0	0	0	.750
Herrmann	.172	22	29	2	5	2	0	1	3	1	0	0	1	6	0	0	.200
Hicks	.203	40	59	10	12	2	0	4	11	0	1	0	6	18	1	0	.273
Mastroianni	.227	14	22	1	5	1	0	0	3	0	0	0	0	12	1	1	.227
Mauer	.322	73	121	14	39	8	0	4	20	0	1	0	15	28	0	0	.394
Morneau	.209	95	153	8	32	6	0	2	16	0	0	2	6	40	0	0	.248
Parmelee	.172	48	58	4	10	0	0	2	5	0	0	1	5	21	0	0	.250
Pinto	.294	9	17	2	5	2	0	0	1	0	0	0	1	4	0	0	.333
Plouffe	.300	65	110	14	33	9	1	2	13	0	1	1	12	26	1	0	.371
Presley	.300	23	40	1	12	0	0	0	3	0	0	1	0	8	0	0	.317
Ramirez	.333	14	30	3	10	2	1	0	2	0	1	0	1	6	0	0	.344
Thomas	.175	47	80	12	14	3	0	1	2	0	0	0	12	32	1	1	.283
Willingham	.219	59	96	8	21	7	0	2	6	0	0	1	17	30	1	0	.342
PITCHERS	.000		6	0	0	0	0	0	0	1	0	0	0	4	0	0	.000
TOTALS	.253		1466	161	371	83	5	31	151	7	8	10	131	374	12	9	.317

PITCHER	AVG	AB	H	HR	HB	BB	SO
Albers	.290	62	18	1	0	1	4
Burton	.256	121	31	2	1	13	30
Carroll	.000	3	0	0	0	0	0
Correia	.295	359	106	11	1	28	53
Deduno	.204	230	47	3	3	25	47
De Vries	.292	48	14	5	0	7	10
Diamond	.310	142	44	8	0	11	19
Duensing	.303	122	37	3	1	7	36
Fien	.242	91	22	6	0	6	29
Gibson	.341	123	42	3	3	15	13
Hendriks	.327	113	37	5	1	11	13
Hernandez	.290	62	18	0	0	1	15
Martis	.211	19	4	3	0	2	3
Pelfrey	.270	337	91	10	2	31	60
Perkins	.236	55	13	0	1	2	18
Pressly	.289	135	39	2	0	14	26
Robertson	.500	2	1	1	0	0	1
Roenicke	.295	95	28	4	1	15	18
Swarzak	.268	168	45	7	0	13	28
Thielbar	.143	77	11	2	0	4	23
Tonkin	.160	25	4	0	0	3	6
Walters	.288	80	23	1	0	9	8
Worley	.368	114	42	6	2	10	18
TOTALS	.278	2583	717	83	16	228	478

## EXTRA INNING GAMES [9-7] — 2013

DATE	OPPONENT	W/L	INN	RECORD AFTER	WINNING PITCHER	LOSING PITCHER	SAVE	DAY/NIGHT
April 20	at Chicago-AL	W	10	7-7	Fien	Santiago	Perkins	D
May 3	at Cleveland	L	10	13-12	Perez	Fien		N
May 6	at Boston	L	11	13-15	Mortensen	Burton		N
May 10	Baltimore	L	10	16-16	Hunter	Swarzak	Johnson	N
May 17	Boston	L	10	18-20	Wilson	Roenicke	Uehara	N
May 21	at Atlanta	L	10	18-24	Kimbrel	Duensing		N
May 28	at Milwaukee	W	14	21-28	Pressly	Badenhop	Duensing	N
June 8	at Washington	W	11	27-31	Roenicke	Stammen	Perkins	D
July 10	at Tampa Bay	L	13	37-51	Ramos	Pressly		N
July 23	at Los Angeles-AL	W	10	43-54	Perkins	Frieri		N
July 26	at Seattle	W	13	44-56	Duensing	Medina	Perkins	N
August 2	Houston	W	13	46-60	Pressly	Keuchel		N
August 9 (2)	at Chicago-AL	W	10	51-62	Duensing	Axelrod	Perkins	N
August 14	Cleveland	L	12	53-65	Perez	Pressly	Smith	D
September 3	at Houston	W	12	61-76	Thielbar	Chapman	Roenicke	N
September 23	Detroit	W	11	66-90	Swarzak	Putkonen		N



# TWINS VS. RIGHT-HANDERS — 2013

BATTER	AVG	G	AB	R	H	2B	3B	HR	RBI	SH	SF	HP	BB	SO	SB	CS	OBP
Arcia	.249	91	237	23	59	13	1	11	32	0	0	3	21	81	1	2	.318
Bernier	.200	28	35	4	7	1	0	0	1	2	0	1	5	11	2	1	.317
Butera	.000	1	2	0	0	0	0	0	0	0	0	0	0	1	0	0	.000
Carroll	.203	54	148	16	30	4	0	0	6	1	0	1	10	32	1	0	.258
Colabello	.195	51	113	11	22	2	0	6	15	0	0	1	13	41	0	1	.283
Doumit	.229	126	340	32	78	17	1	12	46	0	3	0	36	75	1	0	.301
Dozier	.219	142	430	47	94	21	2	13	47	3	3	5	34	100	10	3	.282
Escobar	.238	59	122	20	29	2	2	2	7	0	1	0	8	24	0	1	.282
Florimon	.234	125	303	33	71	12	0	9	32	2	1	1	27	90	13	4	.298
Fryer	.143	4	7	0	1	0	0	0	1	0	0	0	1	3	0	0	.250
Herrmann	.211	56	128	14	27	5	0	3	15	2	0	0	17	43	0	1	.303
Hicks	.189	78	222	27	42	9	3	4	16	4	1	2	18	66	8	3	.255
Mastroianni	.163	25	43	4	7	1	0	0	2	3	1	1	3	11	1	0	.229
Mauer	.324	110	324	48	105	27	0	7	27	0	1	0	46	61	0	1	.407
Morneau	.281	121	342	48	96	26	0	15	58	0	5	4	31	58	0	0	.343
Parmelee	.242	100	236	17	57	13	0	6	19	0	3	2	28	60	1	1	.323
Pinto	.356	19	59	8	21	3	0	4	11	0	0	1	5	18	0	0	.415
Plouffe	.240	125	367	30	88	13	0	12	39	1	3	5	22	86	1	1	.290
Presley	.274	25	73	8	20	4	1	1	8	0	0	0	8	13	1	3	.346
Ramirez	.235	28	51	2	12	4	0	0	4	0	0	1	2	17	0	0	.278
Thomas	.229	85	210	27	48	12	0	3	11	1	0	1	18	60	0	2	.293
Willingham	.205	109	293	34	60	13	0	12	42	0	2	13	49	98	0	0	.342
PITCHERS	.077	13	0	1	0	0	0	0	0	3	0	0	0	7	0	0	.077
TOTALS	.238		4098	453	975	202	10	120	439	22	24	42	402	1056	40	24	.311

PITCHER	AVG	AB	H	HR	HB	BB	SO
Albers	.264	174	46	5	2	6	21
Burton	.229	131	30	4	4	9	31
Carroll	.000	0	0	0	0	0	0
Correia	.299	375	112	13	1	17	48
Deduno	.331	175	58	4	6	16	20
De Vries	.444	18	8	1	0	2	2
Diamond	.304	391	119	13	1	25	33
Duensing	.263	118	31	1	1	15	20
Fien	.213	136	29	3	0	6	44
Gibson	.307	88	27	4	2	5	16
Hendriks	.326	92	30	5	2	3	21
Hernandez	.354	175	62	10	0	22	14
Martis	.125	16	2	0	0	2	4
Pelfrey	.337	276	93	3	4	22	41
Perkins	.183	164	30	5	2	13	59
Pressly	.216	148	32	3	0	13	23
Robertson	.000	2	0	0	0	0	1
Roenicke	.241	145	35	2	0	21	27
Swarzak	.233	189	44	0	1	9	41
Thielbar	.165	79	13	2	0	10	16
Tonkin	.263	19	5	0	0	0	4
Walters	.333	84	28	4	1	9	14
Worley	.396	101	40	3	1	5	7
TOTALS	.282	3096	874	85	28	230	507

## TRADING REGULATIONS

Trade assignment waivers are required for any assignment of a player from a major league club to another major league club during the period commencing 4 p.m. (EST) on July 31 and ending at the close of the championship season. Trade assignment waivers may not be obtained between the close of a championship season and 4 p.m. (EST) on the following July 31.

## DID YOU Know?

...that during his career, Kirby Puckett's .318 career batting average was the third-highest among his peers, trailing only Wade Boggs (.333) and Tony Gwynn (.337).



# TWINS DAY-BY-DAY — 2013

Date	Opp.	Score	W/L	Rcd.	Pos.	GA/ GB	Daily Home Att.	Total Home Att.	Date	Winner/Loser/Save
APRIL (11-12)							BATTING: .239 (182-FOR-761)		PITCHING: 11-12-6, 3.88 (202.0 IP, 87 ER)	
1-----	DET	2-4	L	0-1	T2	-1.0	*38,282	38,282	1	Verlander/Worley
2-----	OFF DAY				T2	-1.0				
3-----	DET	3-2	W	1-1	T3	-1.0	22,963	61,245	2	Perkins/Coke
4-----	DET	8-2	W	2-1	T1	--	24,752	85,997	3	Pelfrey/Porcello
5-----	at BAL	5-9	L	2-2	T1	--	*46,653			Ayala/Fien
6-----	at BAL	6-5	W	3-2	T1	--	40,704			Roenicke/Johnson/Perkins
7-----	at BAL	4-3	W	4-2	T1	--	34,431			Swarzak/Hammel/Perkins
8-----	at KC	1-3	L	4-3	T2	-0.5	*40,073			Santana/Correia/Crow
9-----	at KC	4-7	L	4-4	4	-1.0	11,697			Guthrie/Pelfrey/Holland
10-----	at KC	0-3	L	4-5	4	-2.0	10,069			Davis/Hendriks/Herrera
11-----	OFF DAY				T3	-2.0				
12-----	NYM	5-16	L	4-6	T4	-2.0	23,735	109,732	4	Niese/Worley
13-----	NYM	2-4	L	4-7	T4	-2.0	28,804	138,536	5	Harvey/Diamond/Parnell
14-----	NYM				5	-2.5	-- Postponed, Rain/Snow - Scheduled makeup for August 19 --			
15-----	LAA	8-2	W	5-7	4	-2.0	23,535	162,071	6	Correia/Blanton
16-----	LAA	8-6	W	6-7	3	-2.0	23,299	185,370	7	Pelfrey/Vargas/Perkins
17-----	LAA				T3	-2.5	-- Postponed, Rain - Scheduled makeup for September 9 --			
18-----	OFF DAY				2	-2.0				
19-----	at CWS				3	-1.5	-- Postponed, Weather - Scheduled makeup as split DH 8/9 --			
20-----	at CWS	^2-1	W	7-7	3	-0.5	22,417			Fien/Santiago/Perkins
21-----	at CWS	5-3	W	8-7	2	-1.0	19,587			Diamond/Lindstrom/Perkins
22-----	MIA				2	-1.0	-- Postponed, Weather - Scheduled makeup for April 23 --			
23-----	MIA	4-3	W	9-7	--	--	25,716	211,086	8	Correia/Fernandez/Perkins
-----	MIA#	5-8	L	9-8	2	-0.5	23,300	234,386	9	Nolasco/Pelfrey/Cishek
24-----	OFF DAY				T2	-0.5				
25-----	TEX	1-2	L	9-9	T2	-1.5	25,459	259,845	10	Tepesch/Worley/Nathan
26-----	TEX	3-4	L	9-10	3	-2.0	27,404	287,249	11	Grimm/Diamond/Nathan
27-----	TEX	7-2	W	10-10	3	-2.0	37,503	324,752	12	Hernandez/Holland
28-----	TEX	5-0	W	11-10	3	-1.5	35,751	360,503	13	Correia/Ogando
29-----	at DET	3-4	L	11-11	3	-2.0	29,878			Scherzer/Pelfrey/Benoit
30-----	at DET	1-6	L	11-12	3	-3.0	31,748			Verlander/Worley
MAY (12-17)							BATTING: .244 (250-FOR-1023)		PITCHING: 12-17-8, 5.03 (264.2 IP, 148 ER)	
1-----	at DET	6-2	W	12-12	3	-2.5	36,028			Diamond/Sanchez
2-----	OFF DAY				3	-2.5				
3-----	at CLE	^6-7	L	12-13	4	-3.5	20,200			Perez/Fien
4-----	at CLE	3-7	L	12-14	4	-4.5	17,830			Kazmir/Correia
5-----	at CLE	4-2	W	13-14	4	-4.5	14,015			Pelfrey/Kluber/Perkins
6-----	at BOS	^5-6	L	13-15	4	-5.0	31,088			Mortensen/Burton
7-----	at BOS	6-1	W	14-15	4	-4.5	30,549			Diamond/Dempster
8-----	at BOS	15-8	W	15-15	4	-3.5	29,969			Pressly/Webster
9-----	at BOS	5-3	W	16-15	4	-2.5	31,571			Correia/Lackey/Perkins
10-----	BAL	^6-9	L	16-16	4	-3.5	31,360	391,863	14	Hunter/Swarzak/J. Johnson
11-----	BAL	8-5	W	17-16	4	-2.5	32,221	424,084	15	Worley/S. Johnson/Burton
12-----	BAL	0-6	L	17-17	4	-2.5	34,320	458,404	16	Chen/Diamond
13-----	CWS	10-3	W	18-17	4	-2.5	25,605	484,009	17	Hernandez/Santiago
14-----	CWS	2-4	L	18-18	4	-3.5	32,023	516,032	18	Peavy/Correia/Reed
15-----	CWS	4-9	L	18-19	4	-3.5	35,613	551,645	19	Axelrod/Pelfrey
16-----	OFF DAY				4	-3.0				
17-----	BOS	^2-3	L	18-20	T4	-4.0	30,210	581,855	20	Wilson/Roenicke/Uehara
18-----	BOS	5-12	L	18-21	T4	-5.0	36,967	618,822	21	Breslow/Diamond
19-----	BOS	1-5	L	18-22	T4	-6.0	33,042	651,864	22	Lackey/Hernandez
20-----	at ATL	1-5	L	18-23	5	-7.0	20,173			Teheran/Correia/Garrin
21-----	at ATL	^4-5	L	18-24	5	-7.0	28,663			Kimble/Duensing
22-----	at ATL	3-8	L	18-25	5	-7.0	27,798			Maholm/Worley
23-----	at DET	6-7	L	18-26	5	-8.0	32,804			Benoit/Burton/Valverde
24-----	at DET	0-6	L	18-27	5	-8.5	39,789			Sanchez/Deduno
25-----	at DET	3-2	W	19-27	5	-7.5	41,927			Walters/Fister/Perkins
26-----	at DET	1-6	L	19-28	5	-8.5	42,394			Scherzer/Pelfrey
27-----	at MIL	6-3	W	20-28	5	-8.5	36,617			Correia/Peralta/Perkins
28-----	at MIL	^6-5	W	21-28	T4	-7.5	24,415			Pressly/Badenhop/Duensing
29-----	MIL	4-1	W	22-28	4	-6.5	31,359	683,223	23	Deduno/Estrada/Perkins
30-----	MIL	8-6	W	23-28	4	-5.5	32,688	715,911	24	Walters/Lohse/Burton
31-----	SEA	0-3	L	23-29	4	-5.5	31,430	747,341	25	Iwakuma/Pelfrey/Wilhelmsen

2013 REVIEW  
ASG



# TWINS DAY-BY-DAY — 2013

Date	Opp.	Score	W/L	Rcd.	Pos.	GA/GB	Daily Home Att.	Total Home Att.	Date	Winner/Loser/Save
JUNE (13-13)							BATTING: .260 (230-FOR-884)		PITCHING: 13-13-9, 3.99 (228.0 IP, 101 ER)	
1-----	SEA	5-4	W	24-29	T3	-5.5	33,417	780,758	26	Thielbar/Wilhelmsen
2-----	SEA	10-0	W	25-29	3	-4.5	34,876	815,634	27	Diamond/Bonderman
3-----	OFF DAY				3	-4.5				
4-----	at KC	3-0	W	26-29	3	-4.5	20,134			Deduno/Mendoza/Perkins
5-----	at KC	1-4	L	26-30	3	-4.5	12,407			Guthrie/Walters/Holland
6-----	at KC	3-7	L	26-31	3	-5.5	14,942			Collins/Burton
7-----	at WAS				3	-6.0	-- Postponed, Weather - Scheduled makeup for June 9 --			
8-----	at WAS	^4-3	W	27-31	3	-6.0	41,587			Roenicke/Stammen/Perkins
9-----	at WAS	0-7	L	27-32	4	-7.0	38,516			Zimmerman/Diamond
-----	at WAS++	4-5	L	27-33	4	-7.5	27,949			Clippard/Swarzak/Soriano
10-----	OFF DAY				T4	-7.0				
11-----	PHI	3-2	W	28-33	4	-7.0	30,104	845,738	28	Duensing/Adams/Perkins
12-----	PHI	4-3	W	29-33	4	-6.0	28,910	874,648	29	Duensing/Bastardo/Perkins
13-----	PHI	2-3	L	29-34	4	-6.5	28,519	903,167	30	Lee/Burton/Papelbon
14-----	DET	0-4	L	29-35	4	-7.5	29,571	932,738	31	Porcello/Diamond
15-----	DET	6-3	W	30-35	4	-6.5	35,017	967,755	32	Deduno/Downs/Perkins
16-----	DET	2-5	L	30-36	4	-7.5	*39,317	1,007,072	33	Fister/Walters/Benoit
17-----	OFF DAY				4	-8.0				
18-----	CWS	7-5	W	31-36	4	-7.0	30,387	1,037,459	34	Burton/Troncoso/Perkins
19-----	CWS	7-4	W	32-36	4	-6.0	30,003	1,067,462	35	Correia/Sale/Perkins
20-----	CWS	8-4	W	33-36	4	-6.0	35,837	1,103,299	36	Diamond/Danks
21-----	at CLE	1-5	L	33-37	4	-6.0	26,442			Kazmir/Deduno
22-----	at CLE	7-8	L	33-38	4	-7.0	21,417			Kluber/Walters/Pestano
23-----	at CLE	5-3	W	34-38	4	-7.0	17,143			Hernandez/Carrasco/Perkins
24-----	OFF DAY				4	-7.0				
25-----	at MIA	2-4	L	34-39	4	-7.0	14,581			Ramos/Correia/Cishek
26-----	at MIA	3-5	L	34-40	4	-7.0	15,318			Slowey/Diamond/Cishek
27-----	KC	3-1	W	35-40	4	-6.0	28,040	1,131,339	37	Deduno/Guthrie/Perkins
28-----	KC	3-9	L	35-41	4	-7.0	28,916	1,160,255	38	Shields/Walters
29-----	KC	6-2	W	36-41	4	-6.0	36,881	1,197,136	39	Gibson/Davis
30-----	KC	8-9	L	36-42	4	-6.0	34,232	1,231,368	40	Crow/Burton/Holland
JULY (9-17)							BATTING: .225 (205-FOR-910)		PITCHING: 9-17-5, 4.20 (233.2 IP, 109 ER)	
1-----	NYN	4-10	L	36-43	4	-6.5	29,619	1,260,987	41	Chamberlain/Burton
2-----	NYN	3-7	L	36-44	4	-7.5	29,029	1,290,016	42	Hughes/Deduno/Rivera
3-----	NYN	2-3	L	36-45	4	-8.0	*38,457	1,328,473	43	Sabathia/Walters/Rivera
4-----	NYN	5-9	L	36-46	4	-9.0	*38,260	1,366,733	44	Phelps/Gibson
5-----	at TOR	0-4	L	36-47	4	-10.0	25,672			Buehrle/Correia
6-----	at TOR	6-0	W	37-47	4	-10.0	37,034			Pelfrey/Dickey
7-----	at TOR	5-11	L	37-48	4	-10.0	43,795			Redmond/Diamond
8-----	at TB	4-7	L	37-49	4	-11.0	11,516			Torres/Deduno/Rodney
9-----	at TB	1-4	L	37-50	4	-11.0	12,777			Archer/Gibson/Rodney
10-----	at TB	^3-4	L	37-51	4	-12.0	12,757			Ramos/Pressly
11-----	at TB	3-4	L	37-52	4	-12.0	24,751			Moore/Pelfrey/McGee
12-----	at NYN	0-2	L	37-53	4	-12.5	40,247			Kuroda/Pressly/Rivera
13-----	at NYN	4-1	W	38-53	4	-12.0	40,301			Deduno/Hughes/Perkins
14-----	at NYN	10-4	W	39-53	4	-12.0	43,131			Gibson/Sabathia
15-----	ALL STAR BREAK									
16-----	ALL STAR GAME - American League 3, National League 0									Sale/Corbin/Nathan
17-----	ALL STAR BREAK									
18-----	ALL STAR BREAK									
19-----	CLE	3-2	W	40-53	4	-11.0	36,280	1,403,013	45	Fien/Smith/Perkins
20-----	CLE	3-2	W	41-53	4	-10.0	*38,626	1,441,639	46	Correia/Hill/Perkins
21-----	CLE	7-1	L	41-54	4	-11.0	31,753	1,473,392	47	Masterson/Diamond
22-----	at LAA	4-3	W	42-54	4	-11.0	33,363			Deduno/Blanton/Perkins
23-----	at LAA	^10-3	W	43-54	4	-11.0	39,177			Perkins/Frieri
24-----	at LAA	0-1	L	43-55	4	-12.0	38,209			Weaver/Pelfrey/Frieri
25-----	at SEA	2-8	L	43-56	4	-12.0	18,135			Iwakuma/Correia
26-----	at SEA	^3-2	W	44-56	4	-12.0	23,162			Duensing/Medina/Perkins
27-----	at SEA	4-0	W	45-56	4	-12.0	24,524			Deduno/Harang
28-----	at SEA	4-6	L	45-57	4	-13.0	35,087			Ramirez/Gibson/Wilhelmsen
29-----	OFF DAY				4	-13.0				
30-----	KC	2-7	L	45-58	4	-14.0	33,085	1,506,477	48	Santana/Pelfrey
31-----	KC	3-4	L	45-59	4	-15.0	32,789	1,539,266	49	Guthrie/Thielbar/Holland



# TWINS DAY-BY-DAY — 2013

Date	Opp.	Score	W/L	Rcd.	Pos.	GA/ GB	Daily Home Att.	Total Home Att.	Date	Winner/Loser/Save
<b>AUGUST (13-17)</b>										
<b>BATTING: .228 (233-FOR-1020)</b>										<b>PITCHING: 13-17-5, 4.14 (271.2 IP, 125 ER)</b>
1----	KC	2-7	L	45-60	4	-15.5	35,448	1,574,714	50	Shields/Diamond
2----	HOU	^4-3	W	46-60	4	-15.5	30,633	1,605,347	51	Pressly/Keuchel
3----	HOU	6-4	W	47-60	4	-15.5	*38,078	1,643,425	52	Duensing/Harrell/Perkins
4----	HOU	3-2	W	48-60	4	-15.5	34,780	1,678,205	53	Thielbar/Peacock/Perkins
5----	at KC	0-13	L	48-61	4	-16.5	21,474			Guthrie/Correia
6----	at KC	7-0	W	49-61	4	-16.5	18,924			Albers/Shields
7----	at KC	2-5	L	49-62	4	-17.5	20,198			Coleman/Deduno/Holland
8----	OFF DAY				4	-18.0				
9----	at CWS	7-5	W	50-62	4	-17.5	17,439			Duensing/Veal
----	at CWS###	^3-2	W	51-62	4	-16.5	23,804			Duensing/Axelrod
10----	at CWS	4-5	L	51-63	4	-17.5	24,529			Purcey/Pelfrey/Reed
11----	at CWS	5-2	W	52-63	4	-16.5	26,344			Correia/Quintana
12----	CLE	3-0	W	53-63	4	-15.5	30,922	1,709,127	54	Albers/Salazar
13----	CLE	2-5	L	53-64	4	-15.5	29,806	1,738,933	55	McAllister/Deduno/Perez
14----	CLE	^8-9	L	53-65	4	-16.5	35,133	1,774,066	56	Perez/Pressly/Smith
15----	CWS	4-3	W	54-65	4	-16.5	32,851	1,806,917	57	Burton/Troncoco
16----	CWS	2-5	L	54-66	4	-16.0	28,834	1,835,751	58	Quintana/Correia/Reed
17----	CWS	5-8	L	54-67	4	-17.0	36,833	1,872,584	59	Sale/Albers/Reed
18----	CWS	2-5	L	54-68	4	-18.0	32,905	1,905,489	60	Santiago/Deduno/Reed
19----	NYM##	1-6	L	54-69	4	-18.5	30,913	1,936,402	61	Gee/Gibson
20----	at DET	6-3	W	55-69	4	-17.5	37,964			Pelfrey/Porcello/Perkins
21----	at DET	1-7	L	55-70	4	-18.5	38,092			Smyly/Correia/Veras
22----	at DET	7-6	W	56-70	4	-17.5	39,653			Fien/Rondon/Perkins
23----	at CLE	5-1	W	57-70	4	-17.5	23,218			Deduno/Jimenez
24----	at CLE	2-7	L	57-71	4	-18.5	26,870			McAllister/Hendriks
25----	at CLE	1-3	L	57-72	4	-19.5	21,042			Smith/Burton/Perez
26----	OFF DAY				4	-19.0				
27----	KC	1-6	L	57-73	4	-19.0	27,006	1,963,408	62	Shields/Burton
28----	KC	1-8	L	57-74	4	-19.0	27,379	1,990,787	63	Duffy/Albers
29----	KC	1-3	L	57-75	4	-20.0	28,012	2,018,799	64	Chen/Deduno/Holland
30----	at TEX	3-2	W	58-75	4	-20.0	34,815			Hendriks/Darvish/Perkins
31----	at TEX	1-2	L	58-76	4	-21.0	36,041			Nathan/Thielbar
<b>SEPTEMBER (8-20)</b>										
<b>BATTING: .255 (246-FOR-966)</b>										<b>PITCHING: 8-20-6, 5.86 (250.1 IP, 163 ER)</b>
1----	at TEX	4-2	W	59-76	4	-20.0	36,549			Correia/Blackley/Perkins
2----	at HOU	10-6	W	60-76	4	-20.0	14,287			Roenicke/Lo
3----	at HOU	^9-6	W	61-76	4	-19.0	13,500			Thielbar/Chapman/Roenicke
4----	at HOU	6-5	L	61-77	4	-19.0	14,869			Bedard/Duensing
5----	OFF DAY				4	-19.0				
6----	TOR	5-6	L	61-78	4	-20.0	27,044	2,045,843	65	Dickey/Pelfrey/Janssen
7----	TOR	2-11	L	61-79	4	-20.0	32,882	2,078,725	66	Happ/Correia
8----	TOR	0-2	L	61-80	4	-20.0	29,450	2,108,175	67	Rogers/Burton/Janssen
9----	LAA+	6-3	W	62-80	4	-19.0	21,826	2,130,001	68	Fien/Rasmus/Perkins
10----	OAK	4-3	W	63-80	4	-19.0	26,017	2,156,018	69	Swarzak/Cook/Perkins
11----	OAK	3-18	L	63-81	4	-20.0	24,522	2,180,540	70	Gray/Pelfrey
12----	OAK	2-8	L	63-82	4	-20.5	26,188	2,206,728	71	Griffin/Diamond
13----	TB	0-3	L	63-83	4	-21.5	27,292	2,234,020	72	Archer/Correia/Rodney
14----	TB	0-7	L	63-84	4	-21.5	28,541	2,262,561	73	Gomes/Albers
15----	TB	6-4	W	64-84	4	-21.5	27,988	2,290,549	74	Fien/Peralta/Perkins
16----	at CWS	1-12	L	64-85	4	-22.5	15,018			Johnson/Hendriks
17----	at CWS	3-4	L	64-86	4	-23.5	15,964			Quintana/Pelfrey/Reed
18----	at CWS	4-3	W	65-86	4	-22.5	14,520			Diamond/Danks/Perkins
19----	at OAK	6-8	L	65-87	4	-23.5	11,461			Doolittle/Martins
20----	at OAK	0-11	L	65-88	4	-24.5	36,067			Colon/Albers
21----	at OAK	1-9	L	65-89	4	-25.5	26,393			Parker/Hernandez
22----	at OAK	7-11	L	65-90	4	-25.5	30,589			Gray/De Vries
23----	DET	^4-3	W	66-90	4	-24.5	24,647	2,315,196	75	Swarzak/Putkonen
24----	DET	2-4	L	66-91	4	-25.5	25,541	2,340,737	76	Fister/Diamond/Benoit
25----	DET	0-1	L	66-92	4	-26.5	26,517	2,367,254	77	Scherzer/Correia/Benoit
26----	CLE	5-6	L	66-93	4	-27.0	24,929	2,392,183	78	Shaw/Albers/Smith
27----	CLE	6-12	L	66-94	4	-27.0	24,074	2,416,257	79	Kluber/Hernandez
28----	CLE	1-5	L	66-95	4	-27.0	30,452	2,446,709	80	Kazmir/De Vries
29----	CLE	1-5	L	66-96	4	-27.0	30,935	2,477,644	81	Jimenez/Diamond

\* - Denotes Sellout      # - Denotes makeup from rainout on 4/28      ## - Denotes makeup from rainout on 8/31      ++ - Denotes makeup from 6/7  
 ### - Denotes makeup game from rainout on 9/21      + - Denotes makeup from 9/9      ^ - Extra innings (9-7)

2013 REVIEW  
 MLB  
 ASG



# TWINS HOME RUNS — 2013

## HOME RUNS BY POSITION

C	1B	2B	3B	SS	LF	CF	RF	DH	PH	TOTAL
22	19	18	14	11	20	12	20	14	1	151

### OSWALDO ARCIA (14)

No.	Date	Opp.	Runs	Pitcher
1	4/23(1)	MIA	3	Fernandez
2	4/26	TEX	3	Nathan
3	5/09	at BOS	2	Lackey
4	5/22	at ATL	1	Rasmus
5	6/20	CWS	1	Danks
6	6/22	at CLE	1	Kluber
7	8/04	HOU	1	Peacock
8	8/09(1)	at CWS	1	Purcey
9	8/09(2)	at CWS	1	Axelrod
10	8/10	at CWS	1	Rienzo
11	9/10	OAK	1	Parker
12	9/12	OAK	1	Griffin
13	9/19	at OAK	1	Anderson
14	9/22	at OAK	3	Gray

### CHRIS COLABELLO (7)

No.	Date	Opp.	Runs	Pitcher
1	7/26	at SEA	2	Medina
2	7/28	at SEA	2	Ramirez
3	8/06	at KC	1	Shields
4	8/09(1)	at CWS	1	Danks
5	9/02	at HOU	1	Clemens
6	9/02	at HOU	4	Lo
7	9/06	TOR	2	Dickey

### RYAN DOUMIT (14)

No.	Date	Opp.	Runs	Pitcher
1	5/07	at BOS	1	Dempster
2	5/08	at BOS	2	Webster
3	5/11	BAL	2	Patton
4	5/28	at MIL	2	Figaro
5	5/30	MIL	2	Lohse
6	6/02	SEA	1	Bonderman
7	6/04	at KC	1	Mendoza
8	6/06	at KC	2	Davis
9	7/13	at NYY	1	Hughes
10	8/17	CWS	2	Jones
11	8/22	at DET	3	Verlander
12	9/04	at HOU	1	Bedard
13	9/15	TB	1	Peralta
14	9/24	DET	1	Fister

### BRIAN DOZIER (18)

No.	Date	Opp.	Runs	Pitcher
1	5/06	at BOS	1	Hanrahan
2	5/30	MIL	1	Lohse
3	6/02	SEA	1	Noesi
4	6/16	DET	1	Fister
5	6/19	CWS	3	Sale
6	6/20	CWS	2	Danks
7	6/21	at CLE	1	Kazmir
8	7/06	at TOR	3	Dickey
9	7/27	at SEA	1	Medina
10	8/06	at KC	1	Shields
11	8/11	at CWS	3	Quintana
12	8/12	CLE	1	Salazar
13	8/24	at CLE	1	McAllister
14	8/29	KC	1	Chen
15	8/31	at TEX	1	Garza
16	9/02	at HOU	1	Harrell
17	9/03	at HOU	2	Cosart
18	9/23	DET	1	Benoit

### EDUARDO ESCOBAR (3)

No.	Date	Opp.	Runs	Pitcher
1	4/09	at KC	1	Guthrie
2	5/15	CWS	1	Axelrod
3	6/20	CWS	1	Danks

### PEDRO FLORIMON (9)

No.	Date	Opp.	Runs	Pitcher
1	5/08	at BOS	1	Webster
2	5/17	BOS	2	Buchholz
3	6/09(2)	at WAS	2	Karns
4	7/10	at TB	2	Hellickson
5	7/13	at NYY	2	Hughes
6	7/23	at LAA	2	Buckner
7	7/31	KC	1	Guthrie
8	8/20	at DET	1	Bonderman
9	9/27	CLE	2	Kluber

### ERIC FRYER (1)

No.	Date	Opp.	Runs	Pitcher
1	9/11	OAK	1	Milone

### CHRIS HERRMANN (4)

No.	Date	Opp.	Runs	Pitcher
1	6/02	SEA	1	Bonderman
2	7/23	at LAA	4	Frieri
3	8/09(1)	at CWS	1	Leesman
4	8/30	at TEX	2	Darvish

### AARON HICKS (8)

No.	Date	Opp.	Runs	Pitcher
1	5/04	at CLE	1	Kazmir
2	5/13	CWS	1	Santiago
3	5/13	CWS	1	Santiago
4	5/22	at ATL	1	Rasmus
5	5/28	at MIL	1	Figaro
6	5/29	MIL	1	Estrada
7	7/07	at TOR	2	Redmond
8	7/14	at NYY	3	Sabathia

### JOE MAUER (11)

No.	Date	Opp.	Runs	Pitcher
1	4/09	at KC	1	Guthrie
2	4/15	LAA	1	Blanton
3	5/25	at DET	1	Fister
4	5/27	at MIL	1	Gorzelanny
5	5/30	MIL	1	Lohse
6	6/08	at WAS	1	Gonzalez
7	6/18	CWS	2	Axelrod
8	6/22	at CLE	2	Kluber
9	8/11	at CWS	2	Quintana
10	8/14	CLE	1	Perez
11	8/16	CWS	1	Quintana

### JUSTIN MORNEAU (17)

No.	Date	Opp.	Runs	Pitcher
1	4/13	NYM	1	Harvey
2	4/28	TEX	2	Ogando
3	6/19	CWS	2	Heath
4	6/30	KC	2	Collins
5	7/04	NYY	1	Phelps
6	7/04	NYY	1	Logan
7	7/08	at TB	1	Hernandez
8	7/27	at SEA	1	Medina
9	8/01	KC	1	Shields
10	8/04	HOU	2	Peacock
11	8/06	at KC	2	Shields
12	8/09(1)	at CWS	4	Jones
13	8/09(1)	at CWS	1	Troncoco

14	8/10	at CWS	3	Rienzo
15	8/20	at DET	2	Porcello
16	8/28	KC	1	Crow
17	8/30	at TEX	1	Darvish

### CHRIS PARMELEE (8)

No.	Date	Opp.	Runs	Pitcher
1	4/06	at BAL	2	Tillman
2	5/01	at DET	1	Downs
3	5/03	at CLE	2	Allen
4	5/27	at MIL	1	Badenhop
5	5/30	MIL	1	Lohse
6	6/22	at CLE	1	Shaw
7	6/22	at CLE	1	Pestano
8	7/01	NYY	1	Pettitte

### JOSMIL PINTO (4)

No.	Date	Opp.	Runs	Pitcher
1	9/06	TOR	1	Janssen
2	9/15	TB	3	Peralta
3	9/21	at OAK	1	Parker
4	9/26	CLE	2	Perez

### TREVOR PLOUFFE (14)

No.	Date	Opp.	Runs	Pitcher
1	4/04	DET	1	Porcello
2	4/15	LAA	1	Blanton
3	5/03	at CLE	1	Masterson
4	5/05	at CLE	2	Kluber
5	6/15	DET	2	Sanchez
6	6/29	KC	2	Davis
7	6/30	KC	1	Holland
8	7/03	NYY	1	Sabathia
9	7/07	at TOR	2	Cecil
10	7/13	at NYY	1	Hughes
11	8/12	CLE	2	Salazar
12	8/15	CWS	1	Rienzo
13	9/02	at HOU	1	Clemens
14	9/03	at HOU	2	Cosart

### ALEX PRESLEY (1)

No.	Date	Opp.	Runs	Pitcher
1	9/04	at HOU	3	Lyles

### CLETE THOMAS (4)

No.	Date	Opp.	Runs	Pitcher
1	6/20	CWS	1	Danks
2	6/28	KC	1	Shields
3	6/30	KC	2	Santana
4	7/22	at LAA	1	Blanton

### JOSH WILLINGHAM (14)

No.	Date	Opp.	Runs	Pitcher
1	4/04	DET	2	Porcello
2	4/09	at KC	1	Guthrie
3	4/25	TEX	1	Tepesch
4	4/27	TEX	2	Holland
5	4/29	at DET	1	Scherzer
6	5/20	at ATL	1	Teheran
7	5/23	at DET	3	Porcello
8	5/23	at DET	1	Downs
9	5/28	at MIL	1	Figaro
10	6/02	SEA	2	Bonderman
11	8/09(2)	at CWS	1	Lindstrom
12	8/13	CLE	1	McAllister
13	9/10	OAK	1	Parker
14	9/10	OAK	2	Cook



# TWINS PERFORMANCE CHART — 2013

## DAY GAMES

Won 30 | Lost 34

	Home		Road	
	W	L	W	L
Atlanta	0	0	0	1
Baltimore	0	1	1	1
Boston	0	1	0	0
Chicago-AL	1	2	5	1
Cleveland	0	4	2	2
Detroit	2	2	3	1
Houston	1	0	1	1
Kansas City	1	3	0	1
Los Angeles-AL	0	0	0	1
Miami	1	0	0	1
Milwaukee	0	0	1	0
New York-AL	0	1	2	0
New York-NL	0	2	0	0
Oakland	0	1	0	2
Seattle	2	0	1	1
Tampa Bay	1	0	0	1
Texas	2	0	1	0
Toronto	0	1	1	1
Washington	0	0	1	1
<b>TOTALS</b>	<b>11</b>	<b>18</b>	<b>19</b>	<b>16</b>

## NIGHT GAMES

Won 36 | Lost 62

	Home		Road	
	W	L	W	L
Atlanta	0	0	0	2
Baltimore	1	1	1	0
Boston	0	2	3	1
Chicago-AL	4	3	1	2
Cleveland	3	3	1	4
Detroit	2	3	1	5
Houston	2	0	1	0
Kansas City	1	5	2	6
Los Angeles-AL	3	0	2	0
Miami	0	1	0	1
Milwaukee	2	0	1	0
New York-AL	0	3	0	1
New York-NL	0	1	0	0
Oakland	1	1	0	2
Philadelphia	2	1	0	0
Seattle	0	1	1	1
Tampa Bay	0	2	0	3
Texas	0	2	1	1
Toronto	0	2	0	1
Washington	0	0	0	1
<b>TOTALS</b>	<b>21</b>	<b>31</b>	<b>15</b>	<b>31</b>

## ONE-RUN GAMES

Won 24 | Lost 25

	Home		Road	
	W	L	W	L
Atlanta	0	0	0	1
Baltimore	0	0	2	0
Boston	0	1	0	1
Chicago-AL	1	0	3	2
Cleveland	2	2	0	2
Detroit	2	1	2	2
Houston	2	0	0	1
Kansas City	0	2	0	0
Los Angeles-AL	0	0	1	1
Miami	1	0	0	0
Milwaukee	0	0	1	0
New York-AL	0	1	0	0
Oakland	1	0	0	0
Philadelphia	2	1	0	0
Seattle	1	0	1	0
Tampa Bay	0	0	0	2
Texas	0	2	1	1
Toronto	0	1	0	0
Washington	0	0	1	1
<b>TOTALS</b>	<b>12</b>	<b>11</b>	<b>12</b>	<b>14</b>

## SHUTOUTS

Won 7 | Lost 15

	Home		Road	
	W	L	W	L
Baltimore	0	1	0	0
Cleveland	1	0	0	0
Detroit	0	2	0	1
Kansas City	0	0	2	2
Los Angeles-AL	0	0	0	1
New York-AL	0	0	0	1
Oakland	0	0	0	1
Seattle	1	1	1	0
Tampa Bay	0	2	0	0
Texas	1	0	0	0
Toronto	0	1	1	1
Washington	0	0	0	1
<b>TOTALS</b>	<b>3</b>	<b>7</b>	<b>4</b>	<b>8</b>

## EXTRA-INNING GAMES

Won 9 | Lost 7

	Home		Road	
	W	L	W	L
Atlanta	0	0	0	1
Baltimore	0	1	0	0
Boston	0	1	0	1
Chicago-AL	0	0	2	0
Cleveland	0	1	0	1
Detroit	1	0	0	0
Houston	1	0	1	0
Los Angeles-AL	0	0	1	0
Milwaukee	0	0	1	0
Seattle	0	0	1	0
Tampa Bay	0	0	0	1
Washington	0	0	1	0
<b>TOTALS</b>	<b>2</b>	<b>3</b>	<b>7</b>	<b>4</b>

## TWO GAMES - ONE DAY

Won 1 | Split 1 | Lost 1

	Home		Road	
	W	L	W	L
Chicago-AL	0	0	2	0
Miami	1	1	0	0
Washington	0	0	0	2
<b>TOTALS</b>	<b>1</b>	<b>1</b>	<b>2</b>	<b>2</b>

2013 REVIEW

2014  
ASG



# TWINS HIGHS AND LOWS — 2013

## TEAM BATTING:

Most At-Bats, Game	50, 3x, last 9/3 at HOU
Most Runs, Game	15, 5/8 at BOS
Most Runs, Inning	7, 2x, 10th inning, 7/23 at LAA
Most Hits, Game	19, 5/8 at BOS
Most Hits, Inning	6, 2x, 10th inning, 7/23 at LAA
Consecutive Hits	4, many
Consecutive Batters Reached Base	6, 8th inning, 5/7 at BOS
Fewest Hits, Game	1, 5/24 at DET
Most Doubles, Game	6, 2x, last 8/23 at CLE
Most Triples, Game	2, 8/3 vs. HOU
Most Home Runs, Game	4, 6x, last 9/2 at HOU
Grand Slams	1, 3x, last 9/2 at HOU
Most Total Bases, Game	33, 6/2 vs. SEA
Most Extra Base Hits, Game	8, 3x, last 6/22 at CLE
Most RBI, Game	14, 5/8 at BOS
Most Walks	9, 9/2 at HOU
Most Strikeouts	19, 7/10 at TB
Most Stolen Bases, Game, Twins	2, 10x, last 9/25 vs. DET
Most Stolen Bases, Game, Opponent	3, 3x, last 8/29 vs. KC
Most Caught Stealing, Game	2, 4/6 at BAL
Most Ground Into Doubleplay, Game	2, 15x, last 9/27 vs. CLE
Left On Base, Twins	14, 6/5 at KC
Left On Base, Twins in Extra Innings	15, 2x, last 9/23 vs. DET
Consecutive Scoreless Innings	25, 9/12-15

## INDIVIDUAL BATTING:

Most At-Bats, Game	7, 4x, last Presley, 9/3 at HOU
Most Runs, Game	3, 8x, last Plouffe, 7/14 at NYY
Most Runs, Inning	1, many
Most Hits, Game	5, Mauer, 8/14 vs. CLE
Most Hits, Inning	2, Florimon, 5/8 at BOS
Most Doubles, Game	3, Pinto, 9/9 vs. LAA
Most Triples, Game	1, 15x, last Presley, 9/26 vs. CLE
Most Home Runs, Game	2, 7x, last Willingham, 9/10 vs. OAK
Grand Slams	1, 3x, last Colabello, 9/2 at HOU
Most Total Bases, Game	10, Parmelee, 6/22 at CLE
Most Extra Base Hits, Game	3, 3x, last Pinto, 9/9 vs. LAA
Most RBI, Game	6, Arcia, 9/22 at OAK
Most Walks, Game	3, 4x, last Dozier, 6/22 at CLE
Most Strikeouts, Game	4, 4x, last Parmelee, 9/29 vs. CLE
Longest Hitting-Streak	15, Mauer, 4/30-5/18
Consecutive Hits	6, Mauer, 4/15-16
Consecutive Hitless At-Bats	24, Carroll, 5/30-6/9
Most Stolen Bases, Game	2, Florimon, 8/28 vs. KC
Most Caught Stealing, Game	1, many
Most Ground Into Doubleplay, Game	1, many

## TEAM PITCHING:

Most Runs Allowed	18, 9/11 vs. OAK
Most Runs, Inning	10, 9/11 vs. OAK
Most Hits Allowed	22, 9/11 vs. OAK
Most Hits Allowed, Inning	10, 9/11 vs. OAK
Consecutive Hits Allowed	7, 2x, last 4th inning, 9/11 vs. OAK
Most Home Runs Allowed, Game	4, 2x, last 9/16 at CWS
Most Strikeouts	16, 7/10 at TB

## TEAM PITCHING (cont.):

Most Walks	8, 5x, last 8/25 at CLE
Fewest Hits Allowed	2, 8/12 vs. CLE
Pitchers Used	8, 2x, last 8/14 vs. CLE
Consecutive Batters Retired	18, 5/7 at BOS
Scoreless Innings Streak	20, 6/1-4
Wild Pitches	3, 7/1 vs. NYY
Most Innings, Game, Relievers	9.1, 5/28 at MIL
Most Hits, Game, Relievers	14, 9/11 vs. OAK
Most Runs, Game, Relievers	11, 9/11 vs. OAK
Most Home Runs, Game, Relievers	4, 9/16 at CWS
Most Walks, Game, Relievers	5, 5/18 vs. BOS
Most Strikeouts, Game, Relievers	10, 2x, last 8/3 vs. HOU

## INDIVIDUAL PITCHING:

Most Innings, Game, Starter	9.0, Albers, 8/12 vs. CLE
Most Innings, Game, Reliever	6.0, Hendriks, 9/21 at OAK
Most Hits, Starter	12, 2x, last Deduno, 8/7 at KC
Most Hits, Reliever	7, Pressly, 8/5 at KC
Most Runs, Starter	9, Worley, 4/12 vs. NYM
Most Runs, Reliever	7, Pressly, 8/5 at KC
Most Home Runs, Starter	3, 7x, last Diamond, 9/24 vs. DET
Most Home Runs, Reliever	3, De Vries, 9/16 at CWS
Most Walks, Starter	6, 2x, last Pelfrey, 8/25 at CLE
Most Walks, Reliever	3, 3x, last De Vries, 9/16 at CWS
Most Strikeouts, Starter	7, many
Most Strikeouts, Reliever	8, Hendriks, 9/27 vs. CLE
Win-Streak	3, 2x, last Deduno, 7/13-27
Losing-Streak	5, 2x, last Diamond, 6/26-9/12
Low-Hit Complete Game	2, Albers, 8/12
Most Consecutive Scoreless Innings	19.2, Thielbar, 5/20-7/8
Most Consecutive Batters Retired	15, 2x, last Albers, 8/6 at KC
Wild Pitches	2, 3x, last Diamond, 7/1 vs. NYY

## TEAM & INDIVIDUAL FIELDING:

Errors, Game, Team	4, 9/20 at OAK
Errors, Game, Individual	2, 3x, last Escobar, 9/20 at OAK
Errors, Consecutive Games, Team	5, 9/11-15
Errors, Consecutive Games Without, Team	11, 2x, last 5/20-30
Doubleplays, Game, Team	4, 3x, last 7/14 at NYY
Opponents Doubleplays, Game, Team	2, many

## TEAM MISCELLANEOUS:

Longest Winning Streak	5, 4/15-23
Longest Losing Streak	10, 5/14-24
Longest Game, Innings	14.0, 5/28 at MIL
Longest Game, Time (9 Innings)	3:53, 5/18 vs. BOS
Longest Game, Time (Extra Innings)	4:47, 7/10 at TB
Longest Delay	3:00 (inclement weather), 5/19 vs. BOS
Fastest Game, Time	2:21, 8/12 vs. CLE
Largest Margin, Victory	10, 6/2 vs. SEA
Largest Margin, Loss	15, 9/11 vs. OAK
Largest Home Attendance	39,317, 6/16 vs. DET
Home Sellouts	6, last 8/3 vs. HOU
Times Shut Out	15x, last 9/25 vs. DET

## DID YOU Know?

...that only once in their 53 seasons have the Twins won three games in a row by the same score. They beat Boston on September 3, 1987, 2-1, and followed with 2-1 victories over Milwaukee the next two days, all three of which took place in the Metrodome. The Twins have twice lost three games in a row by the same score. They were 2-1 games, July 21-23, 1967, at California, and 4-3 decisions, May 2-4, 1988, the first two coming at Milwaukee and the third at Baltimore.



# TWINS TRANSACTIONS — 2013

DATE	NO.	PLAYER	POS	TRANSACTION
02-14-13	56	Perez, Rafael	lhp	Signed to a minor league contract with invite.
03-10-13	68	Augenstein, Bryan	rhp	Reassigned to minor league camp.
	53	Blackburn, Nick	rhp	Reassigned to minor league camp.
	66	Meyer, Alex	rhp	Reassigned to minor league camp.
	17	Oliveros, Lester	rhp	Reassigned to minor league camp.
	59	Vasquez, Esmerling	rhp	Reassigned to minor league camp.
03-11-13	44	Herrmann, Chris	c	Optioned to Triple-A Rochester.
	74	Hermesen, B.J.	rhp	Optioned to Double-A New Britain.
	65	May, Trevor	rhp	Optioned to Double-A New Britain.
	72	Tonkin, Michael	rhp	Optioned to Double-A New Britain.
	82	Pinto, Josmil	c	Optioned to Double-A New Britain.
	83	Santana, Danny	if	Optioned to Double-A New Britain.
03-14-13	32	Gibson, Kyle	rhp	Optioned to Triple-A Rochester.
	71	Thielbar, Caleb	lhp	Optioned to Triple-A Rochester.
	85	Beresford, James	if	Reassigned to minor league camp.
	73	Knudson, Kyle	c	Reassigned to minor league camp.
	81	Lehmann, Danny	c	Reassigned to minor league camp.
	54	Slama, Anthony	rhp	Reassigned to minor league camp.
03-16-13	78	Arcia, Oswaldo	of	Optioned to Triple-A Rochester.
03-17-13	55	Colabello, Chris	if	Reassigned to minor league camp.
	26	Dinkelman, Brian	of	Reassigned to minor league camp.
	77	Fryer, Eric	c	Reassigned to minor league camp.
	76	Guerra, Deolis	rhp	Reassigned to minor league camp.
	70	Martis, Shairon	rhp	Reassigned to minor league camp.
	80	Sobolewski, Mark	if	Reassigned to minor league camp.
	11	Thomas, Clete	of	Reassigned to minor league camp.
03-22-13	58	Diamond, Scott	lhp	Placed on 15-day DL (left elbow surgery).
	51	Swarzak, Anthony	rhp	Placed on 15-day DL (left-sided rib fractures).
	12	Benson, Joe	of	Optioned to Triple-A Rochester.
	60	Hernandez, Pedro	lhp	Optioned to Triple-A Rochester.
	67	Perdomo, Luis	rhp	Reassigned to minor league camp.
	79	Romero, Deibinson	if	Reassigned to minor league camp.
03-25-13	41	Butera, Drew	c	Optioned to Triple-A Rochester.
	48	Boggs, Brandon	of	Reassigned to minor league camp.
	13	Clement, Jeff	if	Reassigned to minor league camp.
	1	Olmedo, Ray	if	Reassigned to minor league camp.
	84	Rohlfing, Dan	c	Reassigned to minor league camp.
03-26-13	21	Deduno, Samuel	rhp	Reassigned to minor league camp.
	39	Walters, P.J.	rhp	Reassigned to minor league camp.
03-27-13	31	Burnett, Alex	rhp	Optioned to Triple-A Rochester.
03-29-13	43	Wood, Tim	rhp	Placed on 15-day DL (right rotator cuff-retro 3/24).
	47	Harden, Rich	rhp	Reassigned to minor league camp.
	56	Perez, Rafael	lhp	Reassigned to minor league camp.
	31	Burnett, Alex	rhp	Claimed off waivers by Toronto.
03-31-13	22	Ramirez, Wilkin	of	Contract selected.
04-06-13	64	Robertson, Tyler	lhp	Optioned to Triple-A Rochester.
04-07-13	38	De Vries, Cole	rhp	Placed on 15-day DL (right forearm strain-retro 3/30).
	60	Hernandez, Pedro	lhp	Recalled from Triple-A Rochester.
	51	Swarzak, Anthony	rhp	Reinstated from 15-day disabled list.
04-13-13	58	Diamond, Scott	lhp	Reinstated from 15-day disabled list.
	62	Hendriks, Liam	rhp	Optioned to Triple-A Rochester.
04-14-13	22	Ramirez, Wilkin	of	Placed on Paternity List.
04-15-13	31	Arcia, Oswaldo	of	Recalled from Triple-A Rochester.
04-16-13	31	Arcia, Oswaldo	of	Optioned to Triple-A Rochester.
	22	Ramirez, Wilkin	of	Reinstated from Paternity List.
	43	Wood, Tim	rhp	Began rehab assignment at Single-A Ft. Myers.
	19	Mastroianni, Darin	of	Placed on 15-day DL (stress reaction in left ankle).
04-17-13	31	Arcia, Oswaldo	of	Recalled from Triple-A Rochester.
05-18-13	38	De Vries, Cole	rhp	Returned from rehab assignment, reinstated from 15-day DL, optioned to Triple-A.
05-20-13	60	Hernandez, Pedro	lhp	Optioned to Triple-A Rochester.
	56	Theilbar, Caleb	lhp	Recalled from Triple-A Rochester.



# TWINS TRANSACTIONS — 2013

DATE	NO.	PLAYER	POS	TRANSACTION
05-22-13	24	Plouffe, Trevor	if	Placed on 7-day DL (concussion).
	19	Mastroianni, Darin	of	Transferred to 60-day disabled list.
	55	Colabello, Chris	if	Contract selected.
	49	Worley, Vance	rhp	Optioned to Triple-A Rochester.
05-24-13	43	Wood, Tim	rhp	Transferred to 60-day disabled list.
	21	Deduno, Samuel	rhp	Contract selected.
	31	Arcia, Oswaldo	of	Optioned to Triple-A Rochester.
05-25-13	39	Walters, P.J.	rhp	Contract selected.
		Benson, Joe	of	Claimed off outright waivers by Texas.
05-26-13	22	Ramirez, Wilkin	of	Placed on 7-day disabled list (concussion).
05-27-13	12	Herrmann, Chris	c/of	Recalled from Triple-A Rochester.
05-29-13	55	Colabello, Chris	inf/of	Optioned to Triple-A Rochester.
	24	Plouffe, Trevor	inf	Reinstated from 7-day disabled list.
05-30-13	24	Plouffe, Trevor	inf	Placed on 15-day DL (left calf strain).
	55	Colabello, Chris	inf	Recalled from Triple-A Rochester.
06-02-13	55	Colabello, Chris	inf	Optioned to Triple-A Rochester.
06-03-13	64	Robertson, Tyler	lhp	Designated for release or assignment.
	11	Thomas, Clete	of	Contract selected.
06-07-13	64	Robertson, Tyler	lhp	Claimed off outright waivers by Washington.
06-09-13	55	Colabello, Chris	inf	Recalled from Triple-A Rochester.
	55	Colabello, Chris	inf	Optioned to Triple-A Rochester.
06-10-13	32	Hicks, Aaron	of	Placed on 15-day DL (left hamstring strain).
06-11-13	31	Arcia, Oswaldo	of	Recalled from Triple-A Rochester.
06-14-13	24	Plouffe, Trevor	inf	Returned from rehab assignment, reinstated from 15-day disabled list.
	12	Herrmann, Chris	c/of	Optioned to Triple-A Rochester.
06-23-13	37	Pelfrey, Mike	rhp	Placed on 15-day DL (back strain-retro 6/19).
	60	Hernandez, Pedro	lhp	Recalled from Triple-A Rochester.
	60	Hernandez, Pedro	lhp	Optioned to Triple-A Rochester.
06-25-13	44	Gibson, Kyle	rhp	Recalled from Triple-A Rochester.
07-02-13	16	Willingham, Josh	of	Placed on 15-day DL (medical meniscus tear & bone bruise in left knee-retro 7/1).
	32	Hicks, Aaron	of	Returned from rehab assignment, reinstated from 15-day disabled list.
07-04-13	39	Walters, P.J.	rhp	Designated for release or assignment.
	37	Pelfrey, Mike	rhp	Returned from rehab assignment, reinstated from 15-day disabled list.
07-11-13	56	Thielbar, Caleb	lhp	Placed on Bereavement list.
	59	Tonkin, Michael	rhp	Recalled from Triple-A Rochester.
07-13-13	59	Tonkin, Michael	rhp	Optioned to Triple-A Rochester.
07-14-13	56	Thielbar, Caleb	lhp	Reinstated from Bereavement list.
	31	Arcia, Oswaldo	of	Optioned to Triple-A Rochester.
	5	Escobar, Eduardo	inf	Optioned to Triple-A Rochester.
	27	Parmelee, Chris	of	Optioned to Triple-A Rochester.
	12	Herrmann, Chris	of/c	Recalled from Triple-A Rochester.
	17	Bernier, Doug	inf	Contract selected from Triple-A Rochester.
07-19-13	55	Colabello, Chris	inf/of	Recalled from Triple-A Rochester.
07-24-13	7	Mauer, Joe	c	Placed on Paternity list.
	41	Butera, Drew	c	Recalled from Triple-A Rochester.
07-27-13	7	Mauer, Joe	c	Placed on Restricted list.
07-28-13	41	Butera, Drew	c	Optioned to Triple-A Rochester.
07-29-13	7	Mauer, Joe	c	Reinstated from Restricted list.
08-01-13	58	Diamond, Scott	lhp	Optioned to Triple-A Rochester.
	32	Hicks, Aaron	of	Optioned to Triple-A Rochester.
08-02-13	31	Arcia, Oswaldo	of	Recalled from Triple-A Rochester.
	63	Albers, Andrew	lhp	Contract selected from Triple-A Rochester.
08-09-13	62	Hendriks, Liam	rhp	Recalled from Triple-A Rochester.
	9	Doumit, Ryan	c	Placed on 7-day disabled list (retro 8/8).
	16	Willingham, Josh	of	Returned from rehab assignment and reinstated from 15-day disabled list.
	62	Hendriks, Liam	rhp	Optioned to Triple-A Rochester.
08-11-13	8	Carroll, Jamey	inf	Traded to Kansas City for PTBNL or cash.
08-12-13	22	Ramirez, Wilkin	of	Returned from rehab assignment and reinstated from 15-day disabled list.
08-15-13	19	Mastroianni, Darin	of	Returned from rehab assignment and reinstated from 60-day disabled list and optioned to AAA.
08-16-13	9	Doumit, Ryan	c/of	Reinstated from 15-day DL (concussion symptoms).
	55	Colabello, Chris	1b/of	Optioned to Triple-A Rochester.



# TWINS TRANSACTIONS — 2013

DATE	NO.	PLAYER	POS	TRANSACTION
08-19-13	44	Gibson, Kyle	rhp.....	Optioned to Triple-A Rochester.
08-20-13	59	Tonkin, Michael	rhp.....	Recalled from Triple-A Rochester.
	7	Mauer, Joe	c.....	Placed on 7-day disabled list (concussion symptoms).
08-21-13	55	Colabello, Chris	1b/of.....	Recalled from Triple-A Rochester.
08-23-13	59	Tonkin, Michael	rhp.....	Optioned to Triple-A Rochester.
08-24-13	62	Hendriks, Liam	rhp.....	Recalled from Triple-A Rochester.
08-28-13	43	Wood, Tim	rhp.....	Unconditionally released.
08-30-13	21	Deduno, Samuel	rhp.....	Placed on 15-day disabled list (shoulder soreness).
	22	Ramirez, Wilkin	of.....	Placed on 15-day disabled list (fractured left tibia).
	60	Hernandez, Pedro	lhp.....	Recalled from Triple-A Rochester.
	19	Mastroianni, Darin	of.....	Recalled from Triple-A Rochester.
08-31-13	33	Morneau, Justin	inf.....	Traded to Pittsburg for OF Alex Presley and PTBNL.
	43	Pinto, Josmil	c.....	Recalled from Triple-A Rochester.
	1	Presley, Alex	of.....	Recalled from Triple-A Rochester.
09-04-13	7	Mauer, Joe	c.....	Transferred to 15-day disabled list.
09-09-09	27	Parmelee, Chris	of.....	Recalled from Triple-A Rochester.
	5	Escobar, Eduardo	inf.....	Recalled from Triple-A Rochester.
	58	Diamond, Scott	lhp.....	Recalled from Triple-A Rochester.
	38	De Vries, Cole	rhp.....	Recalled from Triple-A Rochester.
	59	Tonkin, Michael	rhp.....	Recalled from Triple-A Rochester.
	54	Fryer, Eric	c.....	Contract selected from Triple-A Rochester.
	64	Martis, Shairon	rhp.....	Contract selected from Triple-A Rochester.
	21	Deduno, Samuel	rhp.....	Transferred to 60-day disabled list.
	22	Ramirez, Wilkin	of.....	Transferred to 60-day disabled list.
10-02-13	38	De Vries, Cole	rhp.....	Outrighted to Triple-A Rochester.
	64	Martis, Shairon	rhp.....	Outrighted to Triple-A Rochester.
	20	Roenicke, Josh	rhp.....	Outrighted to Triple-A Rochester.
	11	Thomas, Clete	of.....	Outrighted to Triple-A Rochester.
10-04-13	17	Bernier, Doug	inf.....	Outrighted to Triple-A Rochester.
10-05-13		Welker, Duke	rhp.....	Acquired as PTBNL in trade with Pittsburgh.
10-22-13	4	Molitor, Paul	ch.....	Added to major league coaching staff.
10-23-13	60	Hernandez, Pedro	lhp.....	Outrighted to Triple-A Rochester.
11-01-13	21	Deduno, Samuel	rhp.....	Reinstated from 15-day disabled list.
11-04-13	60	Ibarra, Edgar	lhp.....	Added to 40-man roster.
11-19-13		Welker, Duke	rhp.....	Traded to Pittsburgh in exchange for LHP Kris Johnson.
11-20-13	74	Hermesen, B.J.	rhp.....	Outrighted to Triple-A Rochester.
	38	Darnell, Logan	lhp.....	Added to 40-man roster.
	67	Kepler, Max	of.....	Added to 40-man roster.
	78	Polanco, Jorge	inf.....	Added to 40-man roster.
	68	Vargas, Kennys	1b.....	Added to 40-man roster.
12-03-13	47	Nolasco, Ricky	rhp.....	Signed to four-year contract.
12-05-13	62	Hendriks, Liam	rhp.....	Designated for release or assignment.
	45	Hughes, Phil	rhp.....	Signed to three-year contract.
12-18-13	18	Doumit, Ryan	c.....	Traded to Atlanta in exchange for LHP Sean Gilmartin.
12-23-13	19	Mastroianni, Darin	of.....	Outrighted to Triple-A Rochester.
	37	Pelfrey, Mike	rhp.....	Signed to two-year contract.
	8	Suzuki, Kurt	c.....	Signed to one-year contract.

2013 REVIEW  
ASA

## DID YOU Know?

...that on September 22, 1968 vs. Oakland at Metropolitan Stadium, Cesar Tovar became the second major leaguer ever to play all nine positions in one game. He is also the only position player to be the starting pitcher in Twins history, as he tossed a scoreless first inning, including a strikeout of Reggie Jackson. He went on to catch, play first base, shortstop, third base, left field, center field and right field for an inning apiece.



# FINAL STANDINGS — 2013

## AMERICAN LEAGUE

EAST DIVISION	WON	LOST	PCT.	GB	HOME	ROAD
X-BOSTON RED SOX	97	65	.599	-	53-28	44-37
Y-TAMPA BAY RAYS	91	71	.562	6	51-30	40-41
BALTIMORE ORIOLES	85	77	.525	12	46-35	39-42
NEW YORK YANKEES	85	77	.525	12	46-35	39-42
TORONTO BLUE JAYS	74	88	.457	23	40-41	34-47

CENTRAL DIVISION	WON	LOST	PCT.	GB	HOME	ROAD
X-DETROIT TIGERS	93	69	.574	-	51-30	42-39
Y-CLEVELAND INDIANS	92	70	.568	1	51-30	41-40
KANSAS CITY ROYALS	86	76	.531	7	44-37	42-39
MINNESOTA TWINS	66	96	.407	27	32-49	34-47
CHICAGO WHITE SOX	63	99	.389	30	37-44	26-55

WEST DIVISION	WON	LOST	PCT.	GB	HOME	ROAD
X-OAKLAND ATHLETICS	96	66	.593	-	52-29	44-37
TEXAS RANGERS	91	71	.562	5	46-35	45-36
LOS ANGELES ANGELS	78	84	.481	18	39-42	39-42
SEATTLE MARINERS	71	91	.438	25	36-45	35-46
HOUSTON ASTROS	51	111	.315	45	24-57	27-54

## NATIONAL LEAGUE

EAST DIVISION	WON	LOST	PCT.	GB	HOME	ROAD
X-ATLANTA BRAVES	96	66	.593	-	56-25	40-41
WASHINGTON NATIONALS	86	76	.531	10	47-34	39-42
NEW YORK METS	74	88	.457	22	33-48	41-40
PHILADELPHIA PHILLIES	73	89	.451	23	43-38	30-51
MIAMI MARLINS	62	100	.383	34	36-45	26-55

CENTRAL DIVISION	WON	LOST	PCT.	GB	HOME	ROAD
X-ST. LOUIS CARDINALS	97	65	.599	-	54-27	43-38
Y-PITTSBURGH PIRATES	94	68	.580	3	50-31	44-37
Y-CINCINNATI REDS	90	72	.556	7	49-31	41-41
MILWAUKEE BREWERS	74	88	.457	23	37-44	37-44
CHICAGO CUBS	66	96	.407	31	31-50	35-46

WEST DIVISION	WON	LOST	PCT.	GB	HOME	ROAD
X-LOS ANGELES DODGERS	92	70	.568	-	47-34	45-36
ARIZONA DIAMONDBACKS	81	81	.500	11	45-36	36-45
SAN DIEGO PADRES	76	86	.469	16	45-36	31-50
SAN FRANCISCO GIANTS	76	86	.469	16	42-40	34-46
COLORADO ROCKIES	74	88	.457	18	45-36	29-52

### 2013 POSTSEASON BREAKDOWN

AL WILD CARD GAME (1 GM): Tampa Bay defeated Cleveland.

NL WILD CARD GAME (1 GM): Pittsburgh defeated Cincinnati.

AL DIVISION SERIES (5 GM SERIES): Boston defeated Tampa Bay (3-1).

AL DIVISION SERIES (5 GM SERIES): Detroit defeated Oakland (3-2).

NL DIVISION SERIES (5 GM SERIES): St. Louis defeated Pittsburgh (3-2).

NL DIVISION SERIES (5 GM SERIES): Los Angeles defeated Atlanta (3-1).

AL CHAMPIONSHIP SERIES (7 GM SERIES): Boston defeated Detroit (4-2).

NL CHAMPIONSHIP SERIES (7 GM SERIES): St. Louis defeated Los Angeles (4-2).

WORLD SERIES (7 GM SERIES): Boston defeated St. Louis (4-2).



# MISCELLANEOUS BATTING DATA — 2013

## 2013 INDIVIDUAL DESIGNATED HITTERS

PLAYER	AVG	G	AB	R	H	2B	3B	HR	RBI	HB	BB	SO	SB	CS	OBP
Doumit	.220	49	191	19	42	10	0	5	20	1	14	43	0	0	.273
Willingham	.169	35	130	15	22	6	0	3	10	2	21	48	0	0	.292
Mauer	.319	29	119	12	38	13	0	1	1	0	16	24	0	0	.400
Colabello	.150	12	40	2	6	0	0	0	1	1	3	15	0	0	.227
Morneau	.233	12	43	5	10	3	0	3	5	3	2	6	0	0	.313
Arcia	.133	9	30	4	4	1	0	1	4	1	2	12	0	0	.212
Plouffe	.091	9	33	4	3	0	0	1	3	0	2	13	0	0	.139
Bernier	.000	2	0	1	0	0	0	0	0	0	0	0	0	0	.000
Thomas	.000	2	0	1	0	0	0	0	0	0	0	0	0	0	.000
Carroll	.000	1	0	0	0	0	0	0	0	0	0	0	0	0	.000
Escobar	.000	1	0	1	0	0	0	0	0	0	1	0	0	0	1.000
Fryer	.000	1	1	0	0	0	0	0	0	0	0	1	0	0	.000
Herrmann	1.000	1	1	0	1	0	0	0	0	0	0	0	0	0	1.000
Pinto	.000	1	5	0	1	0	0	0	0	0	0	3	0	0	.200
<b>TOTALS</b>	<b>.214</b>	<b>152</b>	<b>593</b>	<b>64</b>	<b>127</b>	<b>33</b>	<b>0</b>	<b>14</b>	<b>54</b>	<b>8</b>	<b>61</b>	<b>165</b>	<b>0</b>	<b>0</b>	<b>.294</b>

## 2013 INDIVIDUAL PINCH-HITTERS

PLAYER	AVG	TPA	AB	H	2B	3B	HR	RBI	SH	SF	HP	BB	SO	GDP	OBP
Doumit	.083	16	12	1	1	0	0	1	0	0	0	4	2	0	.313
Parmelee	.154	14	13	2	0	0	0	1	0	1	0	0	5	0	.143
Herrmann	.100	13	10	1	0	0	0	2	1	0	0	2	5	0	.250
Ramirez	.167	12	12	2	1	0	0	1	0	0	0	0	5	0	.167
Colabello	.000	9	9	0	0	0	0	0	0	0	0	0	7	1	.000
Arcia	.333	6	6	2	0	0	1	1	0	0	0	0	2	0	.333
Willingham	.250	5	4	1	1	0	0	1	0	0	0	1	3	0	.400
Escobar	.000	4	4	0	0	0	0	1	0	1	0	1	0	0	.250
Morneau	.000	4	4	0	0	0	0	0	0	0	0	0	1	0	.000
Carroll	.000	3	3	0	0	0	0	0	0	0	0	0	0	0	.000
Mauer	.333	3	3	1	0	0	0	0	0	0	0	0	1	0	.333
Plouffe	.500	3	2	1	0	0	0	1	0	0	0	1	0	0	.667
Thomas	.333	3	3	1	0	0	0	0	0	0	0	0	1	0	.333
Bernier	.000	2	2	0	0	0	0	0	0	0	0	0	1	0	.000
Mastroianni	.500	2	2	1	0	0	0	0	0	0	0	0	1	0	.500
Pinto	.500	2	2	1	0	0	0	0	0	0	0	0	0	0	.500
Correia	.000	1	0	0	0	0	0	0	1	0	0	0	0	0	.000
Fryer	.000	1	1	0	0	0	0	0	0	0	0	0	1	0	.000
<b>TOTALS</b>	<b>.156</b>	<b>103</b>	<b>90</b>	<b>14</b>	<b>3</b>	<b>0</b>	<b>1</b>	<b>9</b>	<b>2</b>	<b>2</b>	<b>0</b>	<b>9</b>	<b>35</b>	<b>1</b>	<b>.228</b>

## TWINS ALL-TIME PINCH-HIT LEADERS

PLAYER	PINCH-HITS	YEARS	PLAYER	PINCH-HITS	YEARS
Randy Bush	74	1982-93 (12)	Denny Hocking	25	1993-2003 (11)
Chip Hale	51	1989-96 (5)	Glenn Adams	24	1977-81 (5)
Rich Reese	42	1964-73 (10)	Bob Allison	24	1961-70 (10)
Jose M. Morales	36	1978-80 (3)	Steve Braun	24	1971-76 (6)
Tony Oliva	32	1962-76 (15)	Craig Kusick	24	1973-79 (7)
Frank Kostro	26	1964-65, 67-69 (5)	Rich Rollins	24	1961-68 (8)
Don Mincher	25	1961-66 (6)	Gene Larkin	23	1987-93 (7)



# MISCELLANEOUS FIGURES — 2013

## TWINS AT A GLANCE IN 2013

Record: 66-96  
 Home Record: 32-49  
 Road Record: 34-47  
 Record in series: 18-29-4  
 Sweeps/Swept: 6/12  
 April: 11-12  
 May: 12-17  
 June: 13-13  
 July: 9-17  
 August: 13-17  
 September: 8-20  
 vs. American League East: 10-23  
 vs. American League Central: 29-47  
 vs. American League West: 19-14  
 vs. National League: 8-12  
 Games vs. LH Starter: 16-21  
 Games vs. RH Starter: 50-25  
 Twins score first: 36-27  
 Opp. scores first: 30-69  
 Come-from-behind wins: 38  
 Leading after 7/8 inn.: 49-6/55-1  
 Trailing after 7/8 inn.: 10-83/3-90



Tied after 7/8 inn.: 7-7/8-5  
 Extra-innings: 9-7  
 1-run games: 24-25  
 Twins out-hit opp.: 43-9  
 Opp. out-hit Twins: 16-81  
 Twins/Opp. have = hits: 7-6  
 Twins get Quality Start: 41-21  
 Twins starter goes 6+ IP: 44-32  
 Most games over .500: 2, 4/8  
 Most games under .500: 30, 9/30  
 Longest winning-streak: 5, 4/15-23 (1)  
 Longest losing-streak: 10, 5/14-24  
 When Twins score 4+: 53-27  
 When Twins score 3-: 13-69  
 Team-high hits: 19, 5/8 at BOS  
 Team-high runs: 15, 5/8 at BOS  
 Opp.-high hits: 22, 9/11 vs. OAK  
 Opp.-high runs: 18, 9/11 vs. OAK  
 Twins get 10+ hits: 29-25  
 Walk-Off W/L: 5/6, last 9/23 vs. DET (W)  
 Shutouts W/L: 7/15  
 Complete Games: 1, 8/13 vs. CLE (Albers)

## TWINS PACESETTERS OF 2013

### BATTING

Average: .....Mauer, .324  
 Runs: .....Dozier, 72  
 Hits: .....Mauer, 144  
 Bunt Hits: .....Florimon, 8  
 Singles: .....Mauer, 98  
 Doubles: .....Mauer, 35  
 Triples: .....Dozier, 4  
 Home runs: .....Dozier, 18

RBI: .....Morneau, 74  
 Total Bases: .....Dozier, 231  
 Slugging Pct.: .....Mauer, .476  
 On-Base Pct.: .....Mauer, .404  
 Games: .....Dozier, 147  
 At-Bats: .....Dozier, 558  
 Stolen Bases: .....Florimon, 15  
 SB Pct.: .....Florimon, 71.4 (15-21)

Walks: .....Willingham, 66  
 Strikeouts: .....Willingham, 128  
 Fewest SO: .....Mauer (445 AB), 89  
 GDP: .....Dozier, 14  
 Fewest GDP: .....Arcia (351 AB), 4  
 Sacrifice Bunts: .....Florimon, 5  
 Sacrifice Flies: .....Morneau, 5  
 Hit-by-Pitch: .....Willingham, 14

### PITCHING

ERA: .....Correia, 4.18  
 Wins: .....Correia, 9  
 Win Percentage: .....Deduno, .500  
 Losses: .....Correia, Diamond, Pelfrey, 13  
 Saves: .....Perkins, 36  
 Games: .....Duensing, Fien, 73  
 Games Started: .....Correia, 31  
 Complete Games: .....Albers, 1

Shutouts: .....Albers, 1  
 Innings Pitched: .....Correia, 185.1  
 Relief Appearances: .....Duensing, Fien, 73  
 Games Finished: .....Perkins, 53  
 Hits: .....Correia, 218  
 BA Against: .....Correia, .297  
 Home Runs: .....Correia, 24  
 Runs: .....Pelfrey, 92

Earned Runs: .....Pelfrey, 88  
 Walks: .....Pelfrey, 53  
 Intentional Walks: .....Burton, Roenicke, 5  
 Strikeouts: .....Correia, Pelfrey, 101  
 Hit Batsmen: .....Deduno, 9  
 Wild Pitches: .....Deduno, 8  
 Balks: .....Deduno, 2  
 Pickoffs: .....Duensing, Hernandez, 2

## TWINS ATTENDANCE BY OPPONENT IN 2013

HOME					ROAD				
RANK	OPPONENT	OPEN	ATTENDANCE	AVG	RANK	OPPONENT	OPEN	ATTENDANCE	AVG
1	Houston	3	103,491	34,497	1	New York-AL	3	123,679	41,226
2	New York-AL	4	135,365	33,841	2	Baltimore	3	121,788	40,596
3	Boston	3	100,219	33,406	3	Detroit	10	370,277	37,028
4	Seattle	3	99,723	33,241	4	Los Angeles-AL	3	110,749	36,916
5	Baltimore	3	97,901	32,634	5	Washington	3	108,052	36,017
6	Chicago-AL	10	320,891	32,089	6	Texas	3	107,405	35,802
7	Milwaukee	2	64,047	32,024	7	Toronto	3	106,501	35,500
8	Texas	4	126,117	31,529	8	Milwaukee	2	63,032	31,516
9	Cleveland	10	312,910	31,291	9	Boston	4	123,177	30,794
10	Kansas City	10	311,788	31,179	10	Oakland	4	104,510	26,128
11	Toronto	3	89,376	29,792	11	Atlanta	3	76,634	25,545
12	Detroit	9	266,607	29,623	12	Seattle	4	100,908	25,227
13	Philadelphia	3	87,533	29,178	13	Cleveland	9	188,177	20,909
14	Tampa Bay	3	83,821	27,940	14	Chicago-AL	9	179,622	19,958
15	New York-NL	3	83,452	27,817	15	Kansas City	9	169,918	18,880
16	Oakland	3	76,727	25,576	16	Tampa Bay	4	61,801	15,450
17	Miami	2	49,016	25,508	17	Miami	2	29,899	14,950
18	Los Angeles-AL	3	68,660	22,887	18	Houston	3	42,656	14,219
TOTALS		81	2,477,644	30,588	TOTALS		81	2,188,785	27,022





2014  
**ALL★STAR**  
**GAME**

**OPPONENTS**





# MAJOR LEAGUE BASEBALL



245 Park Avenue  
New York, NY 10167  
(212) 931-7800  
FAX:(212) 949-5654  
www.MLB.com



## OFFICE OF THE COMMISSIONER

Allan H. (Bud) Selig	Commissioner of Baseball
Rob Manfred	Chief Operating Officer
Tim Brosnan	Executive Vice President, Business
Dan Halem	Executive Vice President, Labor Relations
Jonathan Mariner	Executive Vice President & Chief Financial Officer
John McHale, Jr.	Executive Vice President, Administration & Chief Information Officer
Frank Robinson	Executive Vice President, Baseball Development
Joe Torre	Executive Vice President, Baseball Operations
Pat Courtney	Senior Vice President, Public Relations
Katy Feeney	Senior Vice President, Scheduling and Club Relations
Joe Garagiola, Jr.	Senior Vice President, Standards & On-Field Operations
Phyllis Merhige	Senior Vice President, Club Relations
Kim Ng	Senior Vice President, Baseball Operations
Chris Tully	Senior Vice President, Broadcasting
Peter Woodfork	Senior Vice President, Baseball Operations
Bernadette McDonald	Vice President, Broadcasting Operations
Lou Melendez	Vice President, International Baseball Operations
Matt Bourne	Vice President, Business Public Relations

## BROADCASTING

Susanne Hilgefort	Senior Director, Distribution Development
Chuck Torres	Director, Broadcasting Administration & Operations

## CLUB RELATIONS

Angie Cintron	Senior Administrative Assistant, Club Relations
Bennett Shields	Coordinator, Scheduling & Club Relations
Ian Johns	Administrator, Club Relations

## PUBLIC RELATIONS

(212) 931-7878; FAX (212) 949-5654

John Blundell	Director, Media Relations
Mike Teevan	Senior Director, Public Relations
Jeff Heckelman	Director, Business Public Relations
Donald Muller	Manager, Media Relations
Dan Queen	Manager, Business Public Relations
Lauren Verrusio	Manager, Business Public Relations
Steven Arocho	Specialist, Business Public Relations
Sarah Leer	Coordinator, Business Public Relations
Ariel Williams	Coordinator, Business Public Relations
Lydia Panayotidis	Specialist, Media Relations
Jennifer Zudonyi	Coordinator, Public Relations
Ginger Dillon	Senior Administrative Assistant, Public Relations

## BASEBALL OPERATIONS

Roy Krasik	Senior Director, Major League Operations
Frank Marcos	Senior Director, Major League Scouting Bureau
Randy Marsh	Director, Umpiring
Rich Rieker	Director, Umpiring
Tom Lepperd	Director, Umpire Administration
Jeff Pfeifer	Senior Manager, Baseball Operations





# BALTIMORE ORIOLES

333 West Camden St., Baltimore, MD 21201  
1-888-848-BIRD, P.R. FAX: (410) 547-6272

**Stadium (Capacity)**..... Oriole Park at Camden Yards (45,971)  
**Dimensions (L-C-R)**..... 333-400-318

**Chairman of the Board/CEO**..... Peter Angelos  
**Executive Vice President, Baseball Operations**..... Dan Duquette  
**Field Manager**..... Buck Showalter  
**Director, Public Relations**..... Monica Barlow  
**Manager, Media Relations**..... Jeff Lantz

**2013 Record**..... 85-77, Third place AL East

## 2013 Twins vs. Baltimore

4/5	at BAL	L	5-9	5/10	BAL	L	9-6
4/6	at BAL	W	6-5	5/11	BAL	W	8-5
4/7	at BAL	W	4-3	5/12	BAL	L	0-6

<b>Last Minnesota Sweep</b>	<b>at MIN</b>	<b>at BAL</b>
3-Game	April 2-4, 2007	July 22-24, 1996
4-Game	Never	8/23-26/07

<b>Last Baltimore Sweep</b>	<b>at MIN</b>	<b>at BAL</b>
3-Game	9/7-9/99	4/6-4/8/12
4-Game	08/22-25/11	7/1-3/66

## SERIES RESULTS, LAST 20 YEARS

YEAR	HOME	ROAD	TOTALS
1994	4-2	1-2	5-4
1995	4-2	2-1	6-3
1996	1-5	4-2	5-7
1997	1-5	0-5	1-10
1998	2-3	1-4	3-7
1999	0-3	1-5	1-8
2000	2-4	1-2	3-6
2001	2-1	1-2	3-3
2002	1-2	0-3	1-5
2003	2-1	2-2	4-3
2004	1-2	4-2	5-4
2005	2-1	1-2	3-3
2006	2-1	4-2	6-3
2007	3-0	4-0	7-0
2008	1-2	2-1	3-3
2009	2-1	0-2	2-3
2010	2-2	3-1	5-3
2011	0-4	2-2	2-6
2012	2-2	0-3	2-5
2013	1-2	2-1	3-3
<b>TOTALS</b>	<b>146-151</b>	<b>127-169</b>	<b>273-320</b>

## Won-Lost Record at Stadium

Metropolitan Stadium (1961-1981)..... 68-77  
Metrodome (1982-2009)..... 73-64  
Target Field (2010-present)..... 5-10  
Memorial Stadium (1961-1991)..... 88-117  
Oriele Park/Camden Yards (1992-present)..... 39-52

OPPONENTS



# BOSTON RED SOX

4 Yawkey Way, Boston, MA 02215  
(617) 226-6000, P.R. FAX: (617) 226-6740

**Stadium (Capacity)**..... Fenway Park (37,493 - Night, 37,065 - Day)  
**Dimensions (L-C-R)**..... 310-390-302

**Principal Owner**..... John Henry  
**Chairman**..... Tom Werner  
**President/Chief Executive Officer**..... Larry Lucchino  
**Executive Vice President/General Manager**..... Ben Cherington  
**Field Manager**..... John Farrell  
**Director, Media Relations**..... Kevin Gregg  
**Manager, Media Relations**..... Leah Tobin

**2013 Record**..... 97-65, First place AL East

## 2013 Twins vs. Boston

5/6	at BOS	L	5-6	5/17	BOS	L	2-3
5/7	at BOS	W	6-1	5/18	BOS	L	5-12
5/8	at BOS	W	15-8	5/19	BOS	L	1-5
5/9	at BOS	W	5-3				

<b>Last Minnesota Sweep</b>	<b>at MIN</b>	<b>at BOS</b>
3-Game	June 13-15, 2006	June 13-15, 1994
4-Game	August 1-4, 1966	July 18-21, 1991

<b>Last Boston Sweep</b>	<b>at MIN</b>	<b>at BOS</b>
3-Game	May 17-19, 2013	July 7-9, 2008
4-Game	July 3-6, 2000	August 14-17, 1997

## SERIES RESULTS, LAST 20 YEARS

YEAR	HOME	ROAD	TOTALS
1994	5-1	3-0	8-1
1995	2-2	2-3	4-5
1996	4-2	2-4	6-6
1997	2-3	1-5	3-8
1998	3-2	3-3	6-5
1999	3-3	1-3	4-6
2000	0-4	2-4	2-8
2001	2-1	1-2	3-3
2002	2-1	1-2	3-3
2003	2-1	2-1	4-2
2004	2-1	2-1	4-2
2005	2-1	0-3	2-4
2006	3-0	2-1	5-1
2007	1-2	2-2	3-4
2008	3-1	0-3	3-4
2009	2-2	0-2	2-4
2010	2-1	0-2	2-3
2011	1-2	1-3	2-5
2012	0-3	3-1	3-4
2013	0-3	3-1	3-4
<b>TOTALS</b>	<b>170-125</b>	<b>126-169</b>	<b>296-294</b>

## Won-Lost Record at Stadium

Metropolitan Stadium (1961-1981)..... 87-58  
Metrodome (1982-2009)..... 80-58  
Target Field (2010-present)..... 3-9  
Fenway Park (1961-present)..... 126-169





# CHICAGO WHITE SOX

333 West 35th St., Chicago, IL 60616  
(312) 674-1000, P.R. FAX: (312) 674-5847

Stadium (Capacity)..... U.S. Cellular Field (40,615)  
Dimensions (L-C-R)..... 330-400-335

Chairman..... Jerry Reinsdorf  
Senior Vice President, General Manager..... Rick Hahn  
Field Manager..... Robin Ventura  
Director, Media Relations..... Bob Beghtol  
Manager, Media Relations..... Ray Garcia

2013 Record..... 63-99, Fifth place AL Central

## 2013 Twins vs. Chicago

4/20	at CWS	W	2-1	8/10	at CWS	L	4-5
4/21	at CWS	W	5-3	8/11	at CWS	W	5-2
5/13	CWS	W	10-3	8/15	CWS	W	4-3
5/14	CWS	L	2-4	8/16	CWS	L	2-5
5/15	CWS	L	4-9	8/17	CWS	L	5-8
6/18	CWS	W	7-5	8/18	CWS	L	2-5
6/19	CWS	W	7-4	9/16	at CWS	L	1-12
6/20	CWS	W	8-4	9/17	at CWS	L	3-4
8/9	at CWS	W	7-5	9/18	at CWS	W	4-3
8/9	at CWS	W	3-2				

<b>Last Minnesota Sweep</b>	<b>at MIN</b>	<b>at CWS</b>
3-Game	June 18-20, 2013	September 14-16, 2010
4-Game	June 9-12, 1994	June 22-24, 1979
<b>Last Chicago Sweep</b>	<b>at MIN</b>	<b>at CWS</b>
3-Game	September 14-16, 2012	July 23-25, 2012
4-Game	August 15-18, 2013	June 6-9, 2008



# CLEVELAND INDIANS

2401 Ontario St., Cleveland, OH 44115  
(216) 420-4200, P.R. FAX: (216) 420-4430

Stadium (Capacity)..... Progressive Field (42,044)  
Dimensions (L-C-R)..... 325-405-325

Owner/CEO..... Paul J. Dolan  
President..... Mark Shapiro  
Executive Vice President, General Manager..... Chris Antonetti  
Field Manager..... Terry Francona  
Director, Baseball Information..... Bart Swain  
Asst. Director, Baseball Information..... Court Berry-Tripp

2013 Record..... 92-70, Second place AL Central (wildcard)

## 2013 Twins vs. Cleveland

5/3	at CLE	L	6-7	8/13	CLE	L	2-5
5/4	at CLE	L	3-7	8/14	CLE	L	8-9
5/5	at CLE	W	4-2	8/23	at CLE	W	5-1
6/21	at CLE	L	1-5	8/24	at CLE	L	2-7
6/22	at CLE	L	7-8	8/25	at CLE	L	1-3
6/23	at CLE	W	5-3	9/26	CLE	L	5-6
7/19	CLE	W	3-2	9/27	CLE	L	6-12
7/20	CLE	W	3-2	9/28	CLE	L	1-5
7/21	CLE	L	1-7	9/29	CLE	L	1-5
8/12	CLE	W	3-0				

<b>Last Minnesota Sweep</b>	<b>at MIN</b>	<b>at CLE</b>
3-Game	July 27-29, 2012	June 14-16, 1991
4-Game	June 7-10, 1991	Never
<b>Last Cleveland Sweep</b>	<b>at MIN</b>	<b>at CLE</b>
3-Game	September 16-18, 2011	September 15-1, 2008
4-Game	September 26-29, 2013	April 8-11, 2002

## SERIES RESULTS, LAST 20 YEARS

YEAR	HOME	ROAD	TOTALS
1994	4-0	0-2	4-2
1995	2-5	1-5	3-10
1996	4-2	3-4	7-6
1997	3-3	3-3	6-6
1998	3-3	3-3	6-6
1999	2-4	1-4-1	3-8-1
2000	2-4	3-3	5-7
2001	7-2	7-3	14-5
2002	7-3	4-5	11-8
2003	7-2	3-7	10-9
2004	4-6	6-3	10-9
2005	3-6	4-5	7-11
2006	5-5	5-4	10-9
2007	5-4	4-5	9-9
2008	8-1	2-8	10-9
2009	7-2	5-4	12-6
2010	6-3	7-2	13-5
2011	3-6	6-3	9-9
2012	2-7	2-7	4-14
2013	5-5	6-3	11-8
<b>TOTALS</b>	<b>231-180</b>	<b>200-211-1</b>	<b>431-391-3</b>

## Won-Lost Record at Stadium

Metropolitan Stadium (1961-1981).....	101-70-2
Metrodome (1982-2009).....	114-89
Target Field (2010-present).....	16-21
Comiskey Park (1961-1990).....	119-114
U.S. Cellular Field (1991-present).....	81-97-1

## SERIES RESULTS, LAST 20 YEARS

YEAR	HOME	ROAD	TOTALS
1994	2-4	1-5	3-9
1995	2-5	2-4	4-9
1996	2-4	1-6	3-10
1997	1-5	3-3	4-8
1998	4-2	2-4	6-6
1999	1-5	2-4	3-9
2000	4-2	4-3	8-5
2001	3-7	2-7	5-14
2002	7-2	4-6	11-8
2003	4-6	6-3	10-9
2004	7-2	5-5	12-7
2005	5-4	4-6	9-10
2006	6-3	5-5	11-8
2007	2-7	2-7	4-14
2008	7-2	3-6	10-8
2009	6-3	4-5	10-8
2010	6-3	6-3	12-6
2011	4-5	3-6	7-11
2012	6-3	6-3	12-6
2013	3-7	3-6	6-13
<b>TOTALS</b>	<b>203-177-1</b>	<b>164-213</b>	<b>367-390-1</b>

## Won-Lost Record at Stadium

Metropolitan Stadium (1961-1981).....	75-70-1
Metrodome (1982-2009).....	109-89
Target Field (2010-present).....	19-18
Cleveland Stadium (1961-1993).....	96-116
Progressive Field (1994-present).....	68-97





# DETROIT TIGERS

2100 Woodward Ave., Detroit, MI 48201  
(313) 471-2000, P.R. FAX: (313) 471-2138

Stadium (Capacity)..... Comerica Park (41,681)  
Dimensions (L-C-R)..... 345-420-330

Owner/Director..... Michael Ilitch  
President, CEO & General Manager..... David Dombrowski  
Field Manager..... Brad Ausmus  
Director, Media Relations..... Aileen Villarreal  
Manager, Media Relations..... Chad Crunk

2013 Record..... 93-69, First place AL Central

## 2013 Twins vs. Detroit

4/1	DET	L	2-4	6/15	DET	W	6-3
4/3	DET	W	3-2	6/16	DET	L	2-5
4/4	DET	W	8-2	8/20	at DET	W	6-3
4/29	at DET	L	3-4	8/21	at DET	L	1-7
4/30	at DET	L	1-6	8/22	at DET	W	7-6
5/1	at DET	W	6-2	9/23	DET	W	4-3
5/23	at DET	L	6-7	9/24	DET	L	2-4
5/24	at DET	L	0-6	9/25	DET	L	0-1
5/25	at DET	W	3-2				
5/26	at DET	L	1-6				
6/14	DET	L	0-4				

Last Minnesota Sweep..... at MIN..... at DET  
3-Game..... May 3-5, 2010..... August 8-10, 2003  
4-Game..... Never..... September 10-13, 2004  
Last Detroit Sweep..... at MIN..... at DET  
3-Game..... May 25-27, 2012..... September 9-11, 2011  
4-Game..... Never..... May 27-29, 1983



P.O. Box 288, Houston, TX 77001-0288  
(713) 259-8000, P.R. FAX: (713) 259-8032

Stadium (Capacity)..... Minute Maid Park (40,981)  
Dimensions (L-C-R)..... 315-435-326

Owner and Chairman..... Jim Crane  
President, Business Operations..... Reid Ryan  
General Manager..... Jeff Luhnow  
Field Manager..... Bo Porter  
Vice President, Media Relations..... Gene Dias  
Managers, Media Relations..... Steve Grande/Dena Propis

2013 Record..... 51-111, Fifth place AL West

## 2013 Twins vs. Houston

8/2	HOU	W	4-3	9/2	at HOU	W	10-6
8/3	HOU	W	6-4	9/3	at HOU	W	9-6
8/4	HOU	W	3-2	9/4	at HOU	L	5-6

Last Minnesota Sweep..... at MIN..... at HOU  
3-Game..... August 2-4, 2013..... Never  
4-Game..... Never..... Never  
Last Houston Sweep..... at MIN..... at HOU  
3-Game..... Never..... Never  
4-Game..... Never..... Never

## SERIES RESULTS, LAST 20 YEARS

YEAR	HOME	ROAD	TOTALS
1994	2-1	1-2	3-3
1995	2-4	3-3	5-7
1996	3-3	3-3	6-6
1997	5-1	2-3	7-4
1998	2-4	2-4	4-8
1999	2-4	4-2	6-6
2000	4-3	2-4	6-7
2001	8-1	7-3	15-4
2002	9-1	5-3	14-4
2003	8-1	7-3	15-4
2004	5-5	7-2	12-7
2005	7-2	4-6	11-8
2006	6-4	2-7	8-11
2007	1-8	5-4	6-12
2008	6-3	5-4	11-7
2009	8-2	4-5	12-7
2010	7-2	2-7	9-9
2011	2-7	2-7	4-14
2012	2-7	6-3	8-10
2013	4-5	4-6	8-11
<b>TOTALS</b>	<b>211-171</b>	<b>189-189-1</b>	<b>399-360-1</b>

## Won-Lost Record at Stadium

Metropolitan Stadium (1961-1981)..... 81-67  
Metrodome (1982-2009)..... 114-83  
Target Field (2010-present)..... 15-21  
Tiger Stadium (1961-1999)..... 127-125-1  
Comerica Park (2000-present)..... 62-64

# HOUSTON ASTROS

## ALL-TIME SERIES RESULTS

YEAR	HOME	ROAD	TOTALS
1997	--	2-1	2-1
1998	--	1-1	1-1
1999	1-2	--	1-2
2000	--	2-1	2-1
2001	2-1	--	2-1
2006	--	2-1	2-1
2009	1-2	--	1-2
2013	3-0	2-1	5-1
<b>TOTALS</b>	<b>7-5</b>	<b>9-5</b>	<b>16-10</b>

## Won-Lost Record at Stadium

Metrodome (1999-2009)..... 4-5  
Target Field (2010-present)..... 3-0  
Astrodome (1997-2000)..... 5-3  
Minute Maid Park (2006-present)..... 4-2





# KANSAS CITY ROYALS

One Royal Way, Kansas City, MO 64129  
(816) 921-8000, P.R. FAX: (816) 921-5775

Stadium (Capacity).....Kauffman Stadium (37,903)  
Dimensions (L-C-R).....330-410-330

Owner/Chief Executive Officer.....David Glass  
President.....Dan Glass  
Senior Vice President-Baseball Operations/GM.....Dayton Moore  
Field Manager.....Ned Yost  
Vice President, Communications.....Mike Swanson  
Assistant Director, Media Relations.....Mike Cummings

2013 Record.....86-76, Third place AL Central

## 2013 Twins vs. Kansas City Royals

4/8	at KC	L	1-3	7/30	KC	L	2-7
4/9	at KC	L	4-7	7/31	KC	L	3-4
4/10	at KC	L	0-3	8/1	KC	L	2-7
6/4	at KC	W	3-0	8/5	at KC	L	0-13
6/5	at KC	L	1-4	8/6	at KC	W	7-0
6/6	at KC	L	3-7	8/7	at KC	L	2-5
6/27	KC	L	1-3	8/27	KC	L	1-6
6/28	KC	L	3-9	8/28	KC	L	1-8
6/29	KC	W	6-2	8/29	KC	L	1-3
6/30	KC	L	8-9				

Last Minnesota Sweep at MIN at KC  
3-Game September 6-8, 2010 July 26-28, 2010  
4-Game June 29-July 2, 1970 June 2-5, 2011  
Last Kansas City Sweep at MIN at KC  
3-Game August 27-29, 2013 April 8-10, 2013  
4-Game May 7-10, 1999 August 4-7, 1975

## SERIES RESULTS, LAST 20 YEARS

YEAR	HOME	ROAD	TOTALS
1994	2-2	2-4	4-6
1995	2-4	5-2	7-6
1996	4-3	3-3	7-6
1997	2-4	3-3	5-7
1998	1-5	4-2	5-7
1999	3-4	5-1	8-5
2000	4-2	1-5	5-7
2001	7-3	6-3	13-6
2002	6-3	8-2	14-5
2003	5-5	3-6	8-11
2004	8-1	4-6	12-7
2005	6-3	7-3	13-6
2006	5-4	7-3	12-7
2007	5-4	4-5	9-9
2008	5-4	7-2	12-6
2009	5-4	7-2	12-6
2010	7-2	6-3	13-5
2011	6-3	4-5	10-8
2012	5-4	6-3	11-7
2013	2-8	2-7	4-15
<b>TOTALS</b>	<b>192-154</b>	<b>173-176</b>	<b>365-330</b>

## Won-Lost Record at Stadium

Metropolitan Stadium (1961-1981).....59-47  
Metrodome (1982-2009).....113-90  
Target Field (2010-present).....20-17  
Municipal Stadium (1969-1972).....17-19  
Kauffman Stadium (1973-present).....156-157



# LOS ANGELES ANGELS

2000 East Gene Autry Way, Anaheim, CA 92806  
(714) 940-2000, P.R. FAX: (714) 940-2205

Stadium (Capacity).....Angel Stadium of Anaheim (45,389)  
Dimensions (L-C-R).....330-400-330

Owner.....Arte Moreno  
President.....John Carpino  
General Manager.....Jerry Dipoto  
Field Manager.....Mike Scioscia  
Vice President, Communications.....Tim Mead  
Director, Communications.....Eric Kay

2013 Record.....78-84, Third place AL West

## 2013 Twins vs. Los Angeles Angels

4/15	LAA	W	8-2	7/23	at LAA	W	10-3
4/16	LAA	W	8-6	7/24	at LAA	L	0-1
7/22	at LAA	W	4-3	9/9	LAA	W	6-3

Last Minnesota Sweep at MIN at LAA  
3-Game April 15-16, September 9, 2013 8/6-8/9/96  
4-Game September 27-30, 1993 9/22-25/88  
Last Los Angeles Sweep at MIN at LAA  
3-Game July 31-August 2, 2009 April 30-May 2, 2012  
4-Game July 17-19, 1964 Never

## SERIES RESULTS, LAST 20 YEARS

YEAR	HOME	ROAD	TOTALS
1994	1-2	2-1	3-3
1995	3-4	2-4	5-8
1996	5-1	3-3	8-4
1997	4-2	3-2	7-4
1998	2-4	3-2	5-6
1999	1-3	3-3	4-6
2000	1-5	2-2	3-7
2001	2-1	4-2	6-3
2002	3-3	2-1	5-4
2003	2-1	2-4	4-5
2004	3-3	1-2	4-5
2005	3-4	1-2	4-6
2006	1-2	1-2	2-4
2007	2-1	1-5	3-6
2008	1-3	2-2	3-5
2009	3-3	1-3	4-6
2010	2-1	3-1	5-2
2011	1-2	2-4	3-6
2012	3-3	0-3	3-6
2013	3-0	2-1	5-1
<b>TOTALS</b>	<b>167-177</b>	<b>164-177</b>	<b>331-351</b>

## Won-Lost Record at Stadium

Metropolitan Stadium (1961-1981).....83-89  
Metrodome (1982-2009).....75-82  
Target Field (2010-present).....9-6  
Wrigley Field (1961).....4-5  
Dodger Stadium (1962-1965).....19-17  
Angel Stadium (1966-present).....141-155





# NEW YORK YANKEES

One East 161st Street, Bronx, NY 10451  
(718) 293-4300, P.R. FAX: (718) 293-8414

Stadium (Capacity)..... Yankee Stadium (49,642)  
Dimensions (L-C-R)..... 318-408-314

Managing General Partner/Co-Chairperson..... Hal Z. Steinbrenner  
General Partner/Co-Chairperson..... Hank G. Steinbrenner  
President..... Randy Levine  
Senior Vice President/General Manager..... Brian Cashman  
Field Manager..... Joe Girardi  
Director, Communications/Media Relations..... Jason Zillo  
Assistant Director, Baseball Information/Public Communications..... Michael Margolis

2013 Record..... 85-77, Fourth place AL East

## 2013 Twins vs. New York

7/1	NYN	L	4-10	7/12	at NYN	L	0-2
7/2	NYN	L	3-7	7/13	at NYN	W	4-1
7/3	NYN	L	2-3	7/14	at NYN	W	10-4
7/4	NYN	L	5-9				

Last Minnesota Sweep	at MIN	at NYN
3-Game	September 6-8, 1991	August 9-11, 1968
4-Game	July 3-5, 1967	Never
Last New York Sweep	at MIN	at NYN
3-Game	July 7-9, 2009	July 21-23, 2008
4-Game	July 1-4, 2013	May 15-18, 2009

## SERIES RESULTS, LAST 20 YEARS

YEAR	HOME	ROAD	TOTALS
1994	4-2	0-3	4-5
1995	1-2	2-2	3-4
1996	3-4	2-3	5-7
1997	1-5	2-3	3-8
1998	3-2	1-5	4-7
1999	2-4	2-2	4-6
2000	2-2	3-3	5-5
2001	2-1	2-1	4-2
2002	0-3	0-3	0-6
2003	0-4	0-3	0-7
2004	2-1	0-3	2-4
2005	2-1	1-2	3-3
2006	2-1	1-2	3-3
2007	1-2	1-3	2-5
2008	4-3	0-3	4-6
2009	0-3	0-4	0-7
2010	1-2	1-2	2-4
2011	1-3	1-3	2-6
2012	1-2	2-2	3-4
2013	0-4	2-1	2-5
<b>TOTALS</b>	<b>136-165</b>	<b>113-178-1</b>	<b>249-343-1</b>

## Won-Lost Record at Stadium

Metropolitan Stadium (1961-1981).....	69-77
Metrodome (1982-2009).....	64-77
Target Field (2010-present).....	3-11
Yankee Stadium (1961-73;76-08).....	103-159-1
Shea Stadium (1974-1975).....	4-7
Yankee Stadium (2009-present).....	6-12



# OAKLAND ATHLETICS

7000 Coliseum Way, Oakland, CA 94621  
(510) 638-4900, P.R. FAX: (510) 562-1633

Stadium (Capacity)..... Overstock.com (O.co) Coliseum (35,067)  
Dimensions (L-C-R)..... 330-400-330

Managing Partner..... Lewis Wolff  
President..... Michael Crowley  
Vice President, General Manager..... Billy Beane  
Field Manager..... Bob Melvin  
Director, Public Relations..... Bob Rose  
Manager, Baseball Information..... Mike Selleck

2013 Record..... 96-66, First place AL West

## 2013 Twins vs. Oakland

9/10	OAK	W	4-3	9/20	at OAK	L	0-11
9/11	OAK	L	3-18	9/21	at OAK	L	1-9
9/12	OAK	L	2-8	9/22	at OAK	L	7-11
9/19	at OAK	L	6-8				

Last Minnesota Sweep	at MIN	at OAK
3-Game	May 28-30, 2012	July 18-20, 1997
4-Game	July 12-15, 2007	August 13-15, 1993
Last Oakland Sweep	at MIN	at OAK
3-Game	July 13-15, 2012	August 30-September 1, 2002
4-Game	April 9-12, 1981	September 19-22, 2013

## SERIES RESULTS, LAST 20 YEARS

YEAR	HOME	ROAD	TOTALS
1994	0-3	2-2	2-5
1995	3-3	2-4	5-7
1996	4-3	2-4	6-7
1997	3-2	4-2	7-4
1998	1-4	3-3	4-7
1999	5-1	2-4	7-5
2000	1-5	4-2	5-7
2001	3-3	2-1	5-4
2002	1-2	2-4	3-6
2003	6-0	2-1	8-1
2004	1-3	1-2	2-5
2005	1-3	3-3	4-6
2006	5-1	1-3	6-4
2007	4-0	1-2	5-2
2008	2-1	3-4	5-5
2009	1-2	3-4	4-6
2010	4-2	2-1	6-3
2011	1-2	3-2	4-4
2012	3-3	1-2	4-5
2013	1-2	0-4	1-6
<b>TOTALS</b>	<b>164-126</b>	<b>126-158</b>	<b>290-284</b>

## Won-Lost Record at Stadium

Metropolitan Stadium (1968-1981).....	69-46
Metrodome (1982-2009).....	86-71
Target Field (2010-present).....	9-9
Overstock.com Coliseum (1968-present).....	126-158

OPPONENTS







# SEATTLE MARINERS

1250 First Avenue South, Seattle, WA 98134  
Mailing Address: P.O. Box 4100, Seattle, WA 98194  
(206) 346-4000, P.R. FAX: (206) 346-4400

Stadium (Capacity)..... Safeco Field (47,476)  
Dimensions (L-C-R)..... 331-401-326

Chairman/CEO..... Howard Lincoln  
President/COO..... Kevin Mather  
Executive VP, Baseball Operations/General Manager..... Jack Zduriencik  
Field Manager..... Lloyd McClendon  
Senior Director, Baseball Information..... Tim Hevly  
Assistant Director, Baseball Information..... Jeff Evans

2013 Record..... 71-91, Fourth place AL West

## 2013 Twins vs. Seattle

5/31	SEA	L	0-3	7/26	at SEA	W	3-2
6/1	SEA	W	5-4	7/27	at SEA	W	4-0
6/2	SEA	W	10-0	7/28	at SEA	L	4-6
7/25	at SEA	L	2-8				

<b>Last Minnesota Sweep</b>	<b>at MIN</b>	<b>at SEA</b>
3-Game	July 30-August 1, 2010	April 17-19, 2007
4-Game	April 25-28, 1991	Never
<b>Last Seattle Sweep</b>	<b>at MIN</b>	<b>at SEA</b>
3-Game	September 13-15, 1996	August 17-19, 2012
4-Game	May 29-June 1, 2003	Never



One Tropicana Drive, St. Petersburg, FL 33705  
(727) 825-3242, P.R. FAX: (727) 825-3111

Stadium (Capacity)..... Tropicana Field (31,042)  
Dimensions (L-C-R)..... 315-404-322

Principal Owner..... Stuart Sternberg  
President..... Matt Silverman  
Executive Vice President, Baseball Operations..... Andrew Friedman  
Field Manager..... Joe Maddon  
Vice President, Communications..... Rick Vaughn  
Director, Communications..... Dave Haller

2013 Record..... 92-71, Second place AL East (wildcard)

## 2013 Twins vs. Tampa Bay Rays

7/8	at TB	L	4-7	9/13	TB	L	0-3
7/9	at TB	L	1-4	9/14	TB	L	0-7
7/10	at TB	L	3-4	9/15	TB	W	6-4
7/11	at TB	L	3-4				

<b>Last Minnesota Sweep</b>	<b>at MIN</b>	<b>at TB</b>
3-Game	July 1-3, 2005	May 6-8, 2005
4-Game	July 17-20, 2006	Never
<b>Last Tampa Bay Sweep</b>	<b>at MIN</b>	<b>at TB</b>
3-Game	August 10-12, 2012	Never
4-Game	Never	July 8-11, 2013

## SERIES RESULTS, LAST 20 YEARS

YEAR	HOME	ROAD	TOTALS
1994	2-1	1-2	3-3
1995	2-4	2-4	4-8
1996	1-5	5-1	6-6
1997	2-4	3-2	5-6
1998	0-6	2-3	2-9
1999	3-3	1-5	4-8
2000	2-4	1-5	3-9
2001	1-5	0-3	1-8
2002	2-1	3-3	5-4
2003	1-5	2-1	3-6
2004	3-0	2-4	5-4
2005	3-1	3-3	6-4
2006	4-1	1-2	5-3
2007	1-2	5-1	6-3
2008	3-0	2-4	5-4
2009	4-3	1-2	5-5
2010	3-0	3-4	6-4
2011	2-4	1-1	3-5
2012	1-3	1-5	2-8
2013	2-1	2-2	4-3
<b>TOTALS</b>	<b>111-97-1</b>	<b>89-117</b>	<b>200-214-1</b>

## Won-Lost Record at Stadium

Metropolitan Stadium (1961-1981)..... 17-18-1  
Metrodome (1982-2009)..... 86-71  
Target Field (2010-present)..... 8-8  
Kingdome (1977-1999)..... 61-75  
Safeco Field (1999-present)..... 28-45

# TAMPA BAY RAYS

## ALL-TIME SERIES RESULTS

YEAR	HOME	ROAD	TOTALS
1998	4-2	3-2	7-4
1999	1-3	4-2	5-5
2000	3-3	1-3	4-6
2001	1-2	0-4	1-6
2002	4-0	1-2	5-2
2003	3-0	3-0	6-0
2004	3-3	1-2	4-5
2005	3-0	3-0	6-0
2006	4-0	2-1	6-1
2007	2-2	1-2	3-4
2008	1-1	2-2	3-3
2009	2-1	1-2	3-3
2010	1-3	2-2	3-5
2011	2-4	1-3	3-7
2012	0-3	1-2	1-5
2013	1-2	0-4	1-6
<b>TOTALS</b>	<b>35-29</b>	<b>26-33</b>	<b>61-62</b>

## Won-Lost Record at Stadium

Metrodome (1998-2009)..... 31-17  
Target Field (2010-present)..... 4-12  
Tropicana Field (1998-present)..... 26-33





1000 Ballpark Way, Suite 400, Arlington, TX 76011  
(817) 273-5222, P.R. FAX: (817) 273-5110

Stadium (Capacity).....Globe Life Park in Arlington (48,114)  
Dimensions (L-C-R).....332-400-325

Co-Chairman/CEO.....Ray C. Davis, Bob R. Simpson  
President, Baseball Ops./General Manager.....Jon Daniels  
Field Manager.....Ron Washington  
Executive Vice President, Communications.....John Blake  
Senior Director, Media Relations.....Rich Rice

2013 Record.....91-72, Second place AL West

#### 2013 Twins vs. Texas Rangers

4/25	TEX	L	1-2	8/30	at TEX	W	3-2
4/26	TEX	L	3-4	8/31	at TEX	L	1-2
4/27	TEX	W	7-2	9/1	at TEX	W	4-2
4/28	TEX	W	5-0				

<b>Last Minnesota Sweep</b>	<b>at MIN</b>	<b>at TEX</b>
3-Game	September 3-5, 2010	September 7-9, 1976
4-Game	Never	Never
<b>Last Texas Sweep</b>	<b>at MIN</b>	<b>at TEX</b>
3-Game	April 13-15, 2012	July 8-10, 2003
4-Game	April 22-25, 1999	June 26-28, 1987

## TEXAS RANGERS

### SERIES RESULTS, LAST 20 YEARS

YEAR	HOME	ROAD	TOTALS
1994	1-2	3-3	4-5
1995	3-3	2-5	5-8
1996	3-3	4-2	7-5
1997	1-4	2-4	3-8
1998	3-2	4-2	7-4
1999	0-6	0-6	0-12
2000	5-1	3-3	8-4
2001	1-2	3-3	4-5
2002	4-2	2-1	6-3
2003	3-0	2-4	5-4
2004	3-0	2-2	5-2
2005	2-4	1-2	3-6
2006	1-2	3-3	4-5
2007	5-1	2-1	7-2
2008	4-3	1-2	5-5
2009	2-1	4-3	6-4
2010	6-0	1-3	7-3
2011	3-1	2-2	5-3
2012	0-3	2-5	2-8
2013	2-2	2-1	4-3
<b>TOTALS</b>	<b>138-113</b>	<b>116-143</b>	<b>254-256</b>

#### Won-Lost Record at Stadium

Metropolitan Stadium (1961-1981).....	42-37
Metrodome (1982-2009).....	85-70
Target Field (2010-present).....	11-6
Arlington Stadium (1972-1993).....	71-86
Rangers Ballpark (1994-present).....	45-57

OPPONENTS



1 Blue Jays Way, Suite 3200, Toronto, Ontario M5V 1J1  
(416) 341-1000, P.R. FAX: (416) 341-1250

Stadium (Capacity).....Rogers Centre (49,286)  
Dimensions (L-C-R).....328-400-328

Vice Chairman, Rogers Communications Inc.....Phil Lind  
President & Chief Executive Officer, Blue Jays.....Paul Beeston  
Senior Vice President, Baseball Ops./General Manager.....Alex Anthopoulos  
Field Manager.....John Gibbons  
Vice President, Communications.....Jay Stenhouse  
Manager, Baseball Information.....Mal Romanin

2013 Record.....74-88, Fifth place AL East

#### 2013 Twins vs. Toronto Blue Jays

7/5	at TOR	L	0-4	9/6	TOR	L	5-6
7/6	at TOR	W	6-0	9/7	TOR	L	2-11
7/7	at TOR	L	5-11	9/8	TOR	L	0-2

<b>Last Minnesota Sweep</b>	<b>at MIN</b>	<b>at TOR</b>
3-Game	July 26-28, 2002	April 11-13, 2003
4-Game	July 21-23, 1979	Never
<b>Last Toronto Sweep</b>	<b>at MIN</b>	<b>at TOR</b>
3-Game	September 6-8, 2013	October 1-3, 2012
4-Game	Never	Never

## TORONTO BLUE JAYS

### SERIES RESULTS, LAST 20 YEARS

YEAR	HOME	ROAD	TOTALS
1994	3-3	1-5	4-8
1995	0-2	1-2	1-4
1996	4-2	4-3	8-5
1997	2-4	1-4	3-8
1998	3-3	1-4	4-7
1999	3-3	1-3	4-6
2000	2-1	3-3	5-4
2001	1-3	1-2	2-5
2002	3-0	3-1	6-1
2003	0-3	3-0	3-3
2004	2-1	2-1	4-2
2005	2-1	2-1	4-2
2006	1-3	1-2	2-5
2007	4-3	0-3	4-6
2008	0-3	0-3	0-6
2009	1-3	2-2	3-5
2010	1-3	2-3	3-6
2011	0-3	1-2	1-5
2012	2-2	0-3	2-5
2013	0-3	1-2	1-5
<b>TOTALS</b>	<b>85-95</b>	<b>70-106</b>	<b>154-202</b>

#### Won-Lost Record at Stadium

Metropolitan Stadium (1961-1981).....	20-5
Metrodome (1982-2009).....	62-79
Target Field (2010-present).....	3-11
Exhibition Stadium (1977-May 1989).....	30-40
Rogers Centre (June 1989-present).....	39-67





# ARIZONA DIAMONDBACKS

401 East Jefferson St., Phoenix, AZ 85004  
(602) 462-6000, P.R. FAX: (602) 462-6600

Stadium (Capacity)..... Chase Field (48,635)  
Dimensions (L-C-R)..... 330-407-335

Managing General Partner..... Ken Kendrick  
President & Chief Executive Officer..... Derrick Hall  
Executive Vice President & General Manager..... Kevin Towers  
Field Manager..... Kirk Gibson  
Senior Vice President, Communications..... Josh Rawitch  
Director, Player and Media Relations..... Casey Wilcox  
Manager, Player and Media Relations..... Pat O'Connell

2013 Record..... 81-81, Second place NL West

2013 Twins vs. Arizona  
None

<b>Last Minnesota Sweep</b>	<b>at MIN</b>	<b>at ARI</b>
3-Game	June 20-22, 2008	Never
4-Game	Never	Never
<b>Last Arizona Sweep</b>	<b>at MIN</b>	<b>at ARI</b>
3-Game	Never	May 20-22, 2011
4-Game	Never	Never

## ALL-TIME SERIES RESULTS

YEAR	HOME	ROAD	TOTALS
2003	1-2	--	1-2
2004	--	2-1	2-1
2005	--	2-1	2-1
2008	3-0	--	3-0
2011	--	0-3	0-3
<b>TOTALS</b>	<b>4-2</b>	<b>4-5</b>	<b>8-7</b>

### Won-Lost Record at Stadium

Metrodome (2003-2008)..... 4-2  
Target Field (2010-present)..... 0-0  
Chase Field (2004-present)..... 4-5



# ATLANTA BRAVES

755 Hank Aaron Drive, Atlanta, GA 30315  
(404) 522-7630, P.R. FAX: (404) 614-1391

Stadium (Capacity)..... Turner Field (49,377)  
Dimensions (L-C-R)..... 335-400-330

Chairman & Chief Executive Officer..... Terry McGuirk  
President..... John Schuerholz  
Executive Vice President/General Manager..... Frank Wren  
Field Manager..... Fredi Gonzalez  
Director, Media Relations..... Brad Hainje  
Manager, Media Relations..... Adrienne Midgley  
Coordinator, Media Relations..... Jim Misudek

2013 Record..... 96-66, First place NL East

2013 Twins vs. Atlanta

5/20	at ATL	L	1-5
5/21	at ATL	L	4-5
5/22	at ATL	L	3-8

<b>Last Minnesota Sweep</b>	<b>at MIN</b>	<b>at ATL</b>
3-Game	June 12-14, 2007	Never
4-Game	Never	Never
<b>Last Atlanta Sweep</b>	<b>at MIN</b>	<b>at ATL</b>
3-Game	Never	May 20-22, 2013
4-Game	Never	Never

## SERIES RESULTS, LAST 20 YEARS

YEAR	HOME	ROAD	TOTALS
2002	1-2	--	1-2
2007	3-0	--	3-0
2010	1-2	--	1-2
2013	--	0-3	0-3
<b>TOTALS</b>	<b>5-4</b>	<b>0-3</b>	<b>5-7</b>

### Won-Lost Record at Stadium

Metrodome (2002-07)..... 4-2  
Target Field (2010-present)..... 1-2  
Turner Field (2013-present)..... 0-3





1060 West Addison Street, Chicago, IL 60613-4397  
(773) 404-2827, P.R. FAX: (773) 404-4129

Stadium (Capacity).....Wrigley Field (41,072)  
Dimensions (L-C-R).....355-400-353

Chairman.....Tom Ricketts  
President, Baseball Operations.....Theo Epstein  
Executive Vice President, General Manager.....Jed Hoyer  
Field Manager.....Rick Renteria  
Director, Media Relations.....Peter Chase  
Assistant Director, Media Relations.....Jason Carr

2013 Record.....66-96, Fifth place NL Central

2013 Twins vs. Chicago  
None

Last Minnesota Sweep	at MIN	at CHC
3-Game	June 23-25, 2006	Never
4-Game	Never	Never
Last Chicago Sweep	at MIN	at CHC
3-Game	Never	June 15-17, 2001
4-Game	Never	Never

## CHICAGO CUBS

### ALL-TIME SERIES RESULTS

YEAR	HOME	ROAD	TOTALS
1997	--	1-2	1-2
1998	2-1	--	2-1
1999	--	1-2	1-2
2000	1-2	--	1-2
2001	--	0-3	0-3
2006	3-0	--	3-0
2009	--	2-1	2-1
2012	2-1	--	2-1
<b>TOTALS</b>	<b>8-4</b>	<b>4-8</b>	<b>12-12</b>

### Won-Lost Record at Stadium

Metrodome (1998-2006).....6-3  
Target Field (2010-present).....2-1  
Wrigley Field (1997-present).....4-8



100 Joe Nuxhall Way, Cincinnati, OH 45202  
(513) 765-7800, P.R. FAX: (513) 765-7180

Stadium (Capacity).....Great American Ball Park (42,271)  
Dimensions (L-C-R).....328-404-325

President & Chief Executive Officer.....Bob Castellini  
President, Baseball Operations/General Manager.....Walt Jocketty  
Field Manager.....Bryan Price  
Director, Media Relations.....Rob Butcher  
Assistant Directors, Media Relations.....Larry Herms and Jamie Ramsey

2013 Record.....90-72, Third place NL Central (wildcard)

2013 Twins vs. Reds  
None

Last Minnesota Sweep	at MIN	at CIN
3-Game	July 7-8, 2001	Never
4-Game	Never	Never
Last Cincinnati Sweep	at MIN	at CIN
3-Game	Never	June 2-4, 2000
4-Game	Never	Never

## CINCINNATI REDS

### ALL-TIME SERIES RESULTS

YEAR	HOME	ROAD	TOTALS
1997	2-1	--	2-1
1998	--	1-2	1-2
1999	2-1	--	2-1
2000	--	0-3	0-3
2001	3-0	--	3-0
2012	--	2-1	2-1
<b>TOTALS</b>	<b>7-2</b>	<b>3-6</b>	<b>10-8</b>

### Won-Lost Record at Stadium

Metrodome (1997-2001).....7-2  
Target Field (2010-present).....0-0  
Cinergy Field (1998-2000).....1-5  
Great American Ball Park (2012-present).....2-1

OPPONENTS







# COLORADO ROCKIES

2001 Blake Street, Denver, CO 80205  
(303) 292-0200, P.R. FAX: (303) 312-2319

Stadium (Capacity)..... Coors Field (50,480)  
Dimensions (L-C-R)..... 347-415-350

Owner, Chairman & Chief Executive Officer..... Dick Monfort  
Owner, General Partner..... Charlie Monfort  
Executive Vice President, General Manager..... Dan O'Dowd  
Field Manager..... Walt Weiss  
Vice President, Communications..... Jay Alves  
Asst. Director, Communications..... Nick Piburn  
Manager, Communications..... Matt Whewell  
Assistant, Communications..... Irma Castaneda

2013 Record..... 74-88, Fifth place NL West

2013 Twins vs. Colorado  
None

<b>Last Minnesota Sweep</b>	<b>at MIN</b>	<b>at COL</b>
3-Game	Never	Never
4-Game	Never	Never
<b>Last Colorado Sweep</b>	<b>at MIN</b>	<b>at COL</b>
3-Game	Never	Never
4-Game	Never	Never

## ALL-TIME SERIES RESULTS

YEAR	HOME	ROAD	TOTALS
2003	2-1	--	2-1
2008	--	1-2	1-2
2010	2-1	--	2-1
<b>TOTALS</b>	<b>4-2</b>	<b>1-2</b>	<b>5-4</b>

### Won-Lost Record at Stadium

Metrodome (2003).....	2-1
Target Field (2010-present).....	2-1
Coors Field (2008-present).....	1-2



# LOS ANGELES DODGERS

1000 Elysian Park Avenue, Los Angeles, CA 90012  
(323) 224-1301, P.R. FAX: (323) 224-1459

Stadium (Capacity)..... Dodger Stadium (56,000)  
Dimensions (L-C-R)..... 330-395-330

Chairman..... Mark Walter  
President/Chief Executive Officer..... Stan Kasten  
Executive Vice President..... Bob Wolfe  
General Manager..... Ned Colletti  
Field Manager..... Don Mattingly  
Director, Public Relations..... Joe Jareck  
Assistant Director, Public Relations..... Yvonne Carrasco  
Manager, Public Relations..... Jon Chapper

2013 Record..... 92-70, First place NL West

2013 Twins vs. Los Angeles  
None

<b>Last Minnesota Sweep</b>	<b>at MIN</b>	<b>at LAD</b>
3-Game	June 26-28, 2006	Never
4-Game	Never	Never
<b>Last Los Angeles Sweep</b>	<b>at MIN</b>	<b>at LAD</b>
3-Game	Never	Never
4-Game	Never	Never

## ALL-TIME SERIES RESULTS

YEAR	HOME	ROAD	TOTALS
2005	--	1-2	1-2
2006	3-0	--	3-0
2011	2-1	--	2-1
<b>TOTALS</b>	<b>5-1</b>	<b>1-2</b>	<b>6-3</b>

### Won-Lost Record at Stadium

Metrodome (2006).....	3-0
Target Field (2010-present).....	2-1
Dodger Stadium (2005-present).....	1-2





# MIAMI MARLINS

501 Marlins Way, Miami, FL 33125  
(305) 480-1300, P.R. FAX: (305) 480-3012

Stadium (Capacity).....Marlins Park (37,442)  
Dimensions (L-C-R).....344-422-335

Owner & Chief Executive Officer.....Jeffrey H. Loria  
President.....David Sampson  
President, Baseball Operations.....Larry Beinfest  
Vice President, General Manager.....Michael Hill  
Field Manager.....Mike Redmond  
Director, Media Relations.....Matt Roebuck

2013 Record.....62-100, Fifth place NL East

## 2013 Twins vs. Miami

4/23(1) MIA W 4-3 6/25 at MIA L 2-4  
4/23(2) MIA L 5-8 6/26 at MIA L 3-5

<b>Last Minnesota Sweep</b>	<b>at MIN</b>	<b>at MIA</b>
2-Game	Never	Never
3-Game	Never	Never
4-Game	Never	Never
<b>Last Miami Sweep</b>	<b>at MIN</b>	<b>at MIA</b>
2-Game	Never	June 25-26, 2013
3-Game	Never	Never
4-Game	Never	Never

## ALL-TIME SERIES RESULTS

YEAR	HOME	ROAD	TOTALS
2002	2-1	--	2-1
2007	--	2-1	2-1
2013	1-1	0-2	1-3
<b>TOTALS</b>	<b>3-2</b>	<b>2-3</b>	<b>5-5</b>

## Won-Lost Record at Stadium

Metrodome (2002).....2-1  
Target Field (2010-present).....1-1  
Sun Life Stadium (2007).....2-1  
Marlins Park (2013-present).....1-3



# MILWAUKEE BREWERS

One Brewers Way, Milwaukee, WI 53214  
(414) 902-4500, P.R. FAX: (414) 902-4053

Stadium (Capacity).....Miller Park (41,900)  
Dimensions (L-C-R).....344-400-345

Chairman/Principal Owner.....Mark Attanasio  
Executive Vice President/General Manager.....Doug Melvin  
Field Manager.....Ron Roenicke  
Vice President, Communications.....Tyler Barnes  
Director, Media Relations.....Mike Vassallo  
Manager, Media Relations.....John Steinmiller

2013 Record.....74-88, Fourth place NL Central

## 2013 Twins vs. Milwaukee

5/27 at MIL W 6-3 5/29 MIL W 4-1  
5/28 at MIL W 6-5 5/30 MIL W 8-6

<b>Last Minnesota Sweep</b>	<b>at MIN</b>	<b>at MIL</b>
2-Game	May 29-30, 2013	May 27-28, 2013
3-Game	May 22-24, 2009	September 15-17, 1978
4-Game	Never	Never
<b>Last Milwaukee Sweep</b>	<b>at MIN</b>	<b>at MIL</b>
2-Game	Never	Never
3-Game	July 8-10, 1988	June 24-26, 2011
4-Game	May 17-20, 1996	August 24-27, 1995

## SERIES RESULTS, LAST 20 YEARS

YEAR	HOME	ROAD	TOTALS
1994	2-4	4-2	6-6
1995	3-3	1-6	4-9
1996	1-6	3-3	4-9
1997	4-2	3-3	7-5
1998	0-2	--	0-2
1999	--	2-0	2-0
2000	1-2	--	1-2
2001	--	2-1	2-1
2002	2-1	2-1	4-2
2003	2-1	1-2	3-3
2004	1-2	1-2	2-4
2005	2-1	1-2	3-3
2006	3-0	2-1	5-1
2007	1-2	2-1	3-3
2008	2-1	2-1	4-2
2009	3-0	2-1	5-1
2010	2-1	0-3	2-4
2011	2-1	0-3	2-4
2012	1-2	2-1	3-3
2013	2-0	2-0	4-0
<b>TOTALS</b>	<b>116-97</b>	<b>102-112</b>	<b>218-209</b>

## Won-Lost Record at Stadium

Metropolitan Stadium (1970-1981).....41-35  
Metrodome (1982-2009).....68-58  
Target Field (2010-present).....7-4  
County Stadium (1970-2000).....83-93  
Miller Park (2001-present).....19-19

OPPONENTS







# NEW YORK METS

126th Street, Flushing, NY 11368  
(718) 507-6387, P.R. FAX: (718) 507-6395

Stadium (Capacity)..... Citi Field (41,922)  
Dimensions (L-C-R)..... 335-408-330

Chairman & Chief Executive Officer .....Fred Wilpon  
President.....Saul B. Katz  
General Manager.....Sandy Alderson  
Field Manager.....Terry Collins  
Vice President, Media Relations.....Jay Horwitz  
Senior Director, Media Relations.....Shannon Forde  
Assistant Director, Media Relations.....Ethan Wilson

2013 Record.....74-88, Third place NL East

## 2013 Twins vs. New York

4/12 NYM L 5-16  
4/13 NYM L 2-4  
8/19 NYM L 1-6

Last Minnesota Sweep at MIN at NYM  
3-Game June 8-10, 2004 Never  
4-Game Never Never  
Last New York Sweep at MIN at NYM  
3-Game April 12-13, August 19, 2013 Never  
4-Game Never Never

## ALL-TIME SERIES RESULTS

YEAR	HOME	ROAD	TOTALS
2002	---	1-2	1-2
2004	3-0	--	3-0
2007	--	2-1	2-1
2010	--	1-2	1-2
2013	0-3	--	0-3
<b>TOTALS</b>	<b>3-3</b>	<b>4-5</b>	<b>7-8</b>

## Won-Lost Record at Stadium

Metrodome (2004).....3-0  
Target Field (2010-present).....0-3  
Shea Stadium (2002-2007).....3-3  
Citi Field (2010-present).....1-2



# PHILADELPHIA PHILLIES

One Citizens Bank Way, Philadelphia, PA 19148  
(215) 463-6000, P.R. FAX: (215) 389-3050

Stadium (Capacity).....Citizens Bank Park (43,651)  
Dimensions (L-C-R).....330-401-329

President & Chief Executive Officer .....David Montgomery  
Chairman.....Bill Giles  
Senior Vice President & General Manager.....Ruben Amaro, Jr.  
Field Manager.....Ryne Sandberg  
Vice President, Communications.....Bonnie Clark  
Director, Baseball Communications.....Greg Casterioto

2013 Record.....73-89, Fourth place NL East

## 2013 Twins vs. Philadelphia

6/11 PHI W 3-2  
6/12 PHI W 4-3  
6/13 PHI L 2-3

Last Minnesota Sweep at MIN at PHI  
3-Game Never Never  
4-Game Never Never  
Last Philadelphia Sweep at MIN at PHI  
3-Game Never Never  
4-Game Never Never

## ALL-TIME SERIES RESULTS

YEAR	HOME	ROAD	TOTALS
2002	--	2-1	2-1
2004	1-2	--	1-2
2010	--	2-1	2-1
2012	1-2	--	1-2
2013	2-1	--	2-1
<b>TOTALS</b>	<b>4-5</b>	<b>4-2</b>	<b>8-7</b>

## Won-Lost Record at Stadium

Metrodome (2004).....1-2  
Target Field (2010-present).....3-3  
Veterans Stadium (2002).....2-1  
Citizens Bank Park (2010-present).....2-1





# PITTSBURGH PIRATES

115 Federal Street, Pittsburgh, PA 15212  
(412) 323-5000, P.R. FAX: (412) 325-4413

Stadium (Capacity).....PNC Park (38,362)  
Dimensions (L-C-R).....325-399-320

Chairman of the Board.....Bob Nutting  
President.....Frank Coonelly  
Senior Vice President, General Manager.....Neal Huntington  
Field Manager.....Clint Hurdle  
Director, Baseball Communications.....Jim Trdinich  
Director, Media Relations.....Dan Hart

2013 Record.....94-68, Second place NL Central (wildcard)

2013 Twins vs. Pittsburgh  
None

Last Minnesota Sweep	at MIN	at PIT
3-Game	Never	June 16-18, 2006
4-Game	Never	Never
Last Pittsburgh Sweep	at MIN	at PIT
3-Game	Never	Never
4-Game	Never	Never

## ALL-TIME SERIES RESULTS

YEAR	HOME	ROAD	TOTALS
1997	2-1	--	2-1
1998	--	1-2	1-2
1999	2-1	--	2-1
2000	--	1-2	1-2
2001	2-1	--	2-1
2006	--	3-0	3-0
2009	2-1	--	2-1
2012	--	1-2	1-2
<b>TOTALS</b>	<b>8-4</b>	<b>5-4</b>	<b>13-8</b>

## Won-Lost Record at Stadium

Metrodome (1997-2009).....8-4  
Target Field (2010-present).....0-0  
Three Rivers Stadium (1998-2000).....2-4  
PNC Park (2006-present).....4-2

OPPONENTS



# ST. LOUIS CARDINALS

700 Clark Street, St. Louis, MO 63102  
(314) 345-9600, P.R. FAX: (314) 345-9530

Stadium (Capacity).....Busch Stadium (43,975)  
Dimensions (L-C-R).....336-400-335

Chairman & Chief Executive Officer.....William O. DeWitt, Jr.  
President.....Bill DeWitt III  
Senior Vice President & General Manager.....John Mozeliak  
Field Manager.....Mike Matheny  
Director, Media Relations.....Brian Bartow  
Manager, Media Relations and New Media.....Melody Yount

2013 Record.....97-65, First place NL Central

2013 Twins vs. St. Louis  
None

Last Minnesota Sweep	at MIN	at STL
3-Game	Never	Never
4-Game	Never	Never

Last St. Louis Sweep	at MIN	at STL
3-Game	Never	July 15-17, 2001
4-Game	Never	Never

## ALL-TIME SERIES RESULTS

YEAR	HOME	ROAD	TOTALS
1997	--	0-3	0-3
1998	2-1	--	2-1
1999	--	2-1	2-1
2000	2-1	--	2-1
2001	--	0-3	0-3
2009	--	2-1	2-1
<b>TOTALS</b>	<b>4-2</b>	<b>4-8</b>	<b>8-10</b>

## Won-Lost Record at Stadium

Metrodome (1998-2000).....4-2  
Target Field (2010-present).....0-0  
Busch Stadium (1997-2001).....2-7  
New Busch Stadium (2009-present).....2-1





# SAN DIEGO PADRES

100 Park Boulevard, San Diego, CA 92101  
(619) 795-5000, P.R. FAX: (619) 795-5266

Stadium (Capacity).....PETCO Park (42,524)  
Dimensions (L-C-R).....336-396-322

Executive Chairman.....Ron Fowler  
President/Chief Executive Officer.....Mike Dee  
Executive Vice President/General Manager.....Josh Byrnes  
Field Manager.....Bud Black  
Director, Communications.....David Holtzman  
Manager, Communications & Broadcasting.....Shana Wilson  
Manager, Player & Media Relations.....Josh Ishoo

2013 Record.....76-86, Tied-Third place AL West

2013 Twins vs. San Diego  
None

<b>Last Minnesota Sweep</b>	<b>at MIN</b>	<b>at SD</b>
3-Game	June 17-19, 2011	June 24-26, 2008
4-Game	Never	Never
<b>Last San Diego Sweep</b>	<b>at MIN</b>	<b>at SD</b>
3-Game	Never	Never
4-Game	Never	Never

## ALL-TIME SERIES RESULTS

YEAR	HOME	ROAD	TOTALS
2003	--	2-1	2-1
2005	1-2	--	1-2
2008	--	3-0	3-0
2011	3-0	--	3-0
<b>TOTALS</b>	<b>4-2</b>	<b>5-1</b>	<b>9-3</b>

### Won-Lost Record at Stadium

Metrodome (2005).....	1-2
Target Field (2010-present).....	3-0
Qualcomm Stadium (2003).....	2-1
PETCO Park (2008-present).....	3-0



# SAN FRANCISCO GIANTS

24 Willie Mays Plaza, San Francisco, CA 94107  
(415) 972-2000, P.R. FAX: (415) 947-2800

Stadium (Capacity).....AT&T Park (41,915)  
Dimensions (L-C-R).....339-399-309

President & Chief Executive Officer.....Laurence M. Baer  
Senior Vice President & General Manager.....Brian Sabean  
Field Manager.....Bruce Bochy  
Senior Director, Media Relations.....Jim Moorehead  
Director, Baseball Information.....Matt Chisholm

2013 Record.....76-86, Tied-Third Place AL West

2013 Twins vs. San Francisco  
None

<b>Last Minnesota Sweep</b>	<b>at MIN</b>	<b>at SF</b>
3-Game	Never	Never
4-Game	Never	Never
<b>Last San Francisco Sweep</b>	<b>at MIN</b>	<b>at SF</b>
3-Game	Never	Never
4-Game	Never	Never

## ALL-TIME SERIES RESULTS

YEAR	HOME	ROAD	TOTALS
2003	--	2-1	2-1
2005	1-2	--	1-2
2011	--	1-2	1-2
<b>TOTALS</b>	<b>1-2</b>	<b>3-3</b>	<b>4-5</b>

### Won-Lost Record at Stadium

Metrodome (2005).....	1-2
Target Field (2010-present).....	0-0
AT&T Park (2003-present).....	3-3





# WASHINGTON NATIONALS

1500 South Capitol St., S.E., Washington, D.C. 20003  
(202) 640-7000, P.R. FAX: (202) 640-7999

**Stadium (Capacity)**..... Nationals Park (41,888)  
**Dimensions (L-C-R)**..... 336-404-335

**Managing Principal Owner**..... Theodore N. Lerner  
**Chief Operating Officer**..... Andy Feffer  
**Executive VP of Baseball Operations & General Manager**..... Mike Rizzo  
**Field Manager**..... Matt Williams  
**Senior Director, Baseball Information**..... John Dever

**2013 Record**..... 86-76, Second place NL East

## 2013 Twins vs. Washington

6/8 at WAS W 4-3  
6/9(1) at WAS L 0-7  
6/9(2) at WAS L 4-5

<b>Last Minnesota Sweep</b>	<b>at MIN</b>	<b>at WAS</b>
3-Game	June 17-19, 2008	June 15-17, 2004 (Montreal)
4-Game	Never	Never
<b>Last Washington Sweep</b>	<b>at MIN</b>	<b>at WAS</b>
3-Game	Never	Never
4-Game	Never	Never

## ALL-TIME SERIES RESULTS

YEAR	HOME	ROAD	TOTALS
2004	--	3-0 (MTL.)	3-0
2007	1-2	--	1-2
2008	3-0	--	3-0
2013	--	1-2	1-2
<b>TOTALS</b>	<b>4-2</b>	<b>4-2</b>	<b>8-4</b>

## Won-Lost Record at Stadium

Metrodome (2007-08)..... 4-2  
Target Field (2010-present)..... 0-0  
Olympic Stadium in Montreal (2004)..... 3-0  
Nationals Park (2013-present)..... 1-2

OPPONENTS



## TOP ACTIVE OPPOSITION VS. TWINS

### BATTING AVERAGE (MIN. 100 AB)

1. Salvador Perez..... 402
2. Mark Teixeira..... 375
3. Dustin Pedroia..... 357
4. Jose Molina..... 354
5. Jose Bautista..... 333
6. Howie Kendrick..... 333
7. David Ortiz..... 333
8. Ichiro Suzuki..... 327
9. B.J. Upton..... 326
10. Alexei Ramirez..... 324

### HITTERS

#### HOME RUNS

1. Paul Konerko..... 50
2. Alex Rodriguez..... 46
3. Miguel Cabrera..... 27
4. Curtis Granderson..... 23
- Travis Hafner..... 23
6. Mark Teixeira..... 20
7. Jose Bautista..... 19
- Jhonny Peralta..... 19
9. Raul Ibanez..... 18
- Miguel Tejada..... 18

#### HITS

1. Paul Konerko..... 255
2. Alex Rodriguez..... 168
3. Derek Jeter..... 165
4. Jhonny Peralta..... 153
5. Victor Martinez..... 149
- Ichiro Suzuki..... 149
7. Billy Butler..... 141
8. Travis Hafner..... 135
- Michael Young..... 135
10. Alexei Ramirez..... 132

### PITCHERS

#### WINS

1. Mark Buerhle..... 28
2. CC Sabathia..... 17
3. Justin Verlander..... 14
4. Bartolo Colon..... 10
- Freddy Garcia..... 10
6. Cliff Lee..... 9
7. Jon Garland..... 8
- Jeremy Guthrie..... 8
- John Lackey..... 8
- Jered Weaver..... 8

#### STRIKEOUTS

1. Mark Buerhle..... 201
2. CC Sabathia..... 189
3. Justin Verlander..... 170
4. Bartolo Colon..... 118
5. Cliff Lee..... 102
6. Felix Hernandez..... 96
7. John Danks..... 92
- Gavin Floyd..... 92
- Zack Greinke..... 92
10. Jered Weaver..... 87

#### ERA (MIN. 75.0 IP)

1. Felix Hernandez..... 2.07
2. Tim Hudson..... 2.20
3. Jake Peavy..... 2.84
4. Jeremy Guthrie..... 2.94
5. CC Sabathia..... 3.03
6. Doug Fister..... 3.10
7. Justin Verlander..... 3.12
8. John Lackey..... 3.35
9. Jered Weaver..... 3.35
10. Cliff Lee..... 3.58



# 2013 TWINS INTERLEAGUE PLAY

DATE	OPPONENT	W/L	SCORE	WINNER	LOSER	RECORD	ALL-TIME
4/12	New York	L	5-16	Niese	Worley	0-1	157-126
4/13	New York	L	2-4	Harvey	Diamond	0-2	157-127
4/14	New York	--	POSTPONED, MADE UP AUGUST 19 --				
4/23	Miami	W	4-3	Correia	Fernandez	1-2	158-127
4/23	Miami	L	5-8	Nolasco	Pelfrey	1-3	158-128
5/20	@Atlanta	L	1-5	Teheran	Correia	1-4	158-129
5/21	@Atlanta	L	4-5	Kimbrel	Duensing	1-5	158-130
5/22	@Atlanta	L	3-8	Maholm	Worley	1-6	158-131
5/27	@Milwaukee	W	6-3	Correia	Peralta	2-6	159-131
5/28	@Milwaukee	W	6-5	Pressly	Badenhop	3-6	160-131
5/29	Milwaukee	W	4-1	Deduno	Estrada	4-6	161-131
5/30	Milwaukee	W	8-6	Walters	Lohse	5-6	162-131
6/7	@Washington	W	4-3	Roenicke	Stammen	6-6	163-131
6/8	@Washington	L	0-7	Zimmermann	Diamond	6-7	163-132
6/9	@Washington	L	4-5	Clippard	Swarzak	6-8	163-133
6/18	Philadelphia	W	3-2	Duensing	Adams	7-8	164-133
6/19	Philadelphia	W	4-3	Duensing	Bastardo	8-8	165-133
6/20	Philadelphia	L	2-3	Lee	Burton	8-9	165-134
6/25	@Miami	L	2-4	Ramos	Correia	8-10	165-135
6/25	@Miami	L	3-5	Slowey	Diamond	8-11	165-136
8/19	New York	L	1-7	Gee	Gibson	8-12	165-137

## TWINS INTERLEAGUE PLAY RECORD BY YEAR

1997.....	7-8
1998.....	7-9
1999.....	10-7
2000.....	7-11
2001.....	9-9
2002.....	10-8
2003.....	10-8
2004.....	11-7
2005.....	8-10

2006.....	16-2
2007.....	11-7
2008.....	14-4
2009.....	12-6
2010.....	8-10
2011.....	8-10
2012.....	9-9
2013.....	8-12



## TWINS INTERLEAGUE PLAY HISTORY

### PITCHERS HITTING

YEAR	AVG	AB	R	H	2B	3B	HR	RBI	SH	SF	BB	SO
1997	.111	18	0	2	0	0	0	1	1	0	0	6
1998	.313	16	1	5	0	0	0	1	0	0	0	9
1999	.056	18	0	1	0	0	0	0	0	0	3	8
2000	.176	17	1	3	2	0	0	0	2	0	0	9
2001	.353	17	2	6	2	0	0	1	1	0	0	4
2002	.227	22	0	5	0	0	0	1	1	0	1	6
2003	.200	20	1	4	0	0	0	0	5	0	2	7
2004	.143	21	0	3	0	0	0	2	2	0	0	8
2005	.091	22	1	2	0	0	0	0	2	0	0	5
2006	.105	19	1	2	0	0	0	1	3	0	1	10
2007	.080	25	2	2	1	1	0	1	5	0	1	5
2008	.316	19	2	6	1	0	0	3	5	0	0	5
2009	.000	21	0	0	0	0	0	0	5	0	1	10
2010	.176	17	0	3	0	0	0	0	5	0	0	9
2011	.150	20	0	3	1	0	0	1	0	0	1	7
2012	.053	19	1	1	0	0	0	1	1	0	1	11
2013	.046	22	0	1	0	0	0	0	4	0	0	12
TOTALS	.147	333	12	49	7	1	0	13	42	0	11	131

### TEAM RECORDS

Last Minnesota Sweep.....	3-0, 6/17-19/11 vs. SD
Last Sweep of Minnesota.....	0-3, 4/12-8/19/13 vs. NYM
Largest Margin, Victory.....	12 runs, 3x, 5/21/10 vs. MIL (15-3)
Largest Margin, Defeat.....	15 runs, 6/27/11 vs. LAD (0-15)
Most Runs Scored.....	16, 5/20/06 at MIL
Most Runs Allowed.....	16, 5/20/12 at MIL
Twins Home Record.....	92-58
Twins Road Record.....	73-79
Winning Streak.....	12, 6/22/06-5/19/07
Losing Streak.....	6, 6/22-27/11

## INDIVIDUAL HIGHS


### PITCHING

WINS, Career.....	16, Santana
Season.....	5, Liriano (2006)
LOSSES, Career.....	11, Radke
Season.....	4, Radke (2005)
SAVES, Career.....	27, Nathan
Season.....	6, 6x, last Perkins (2013)
STRIKEOUTS, Career.....	191, Santana
Season.....	43, Liriano (2006)

### HITTING

AVERAGE (min. 150 PA), Career.....	.350, Young
Season.....	.492, Mauer (2006)
HITS, Career.....	193, Mauer
Season.....	30, Mauer (2006)
HR, Career.....	29, Hunter
Season.....	9, Plouffe (2012)
RBI, Career.....	107, Morneau
Season.....	20, Cuddyer/Morneau (2006)





HISTORY AND RECORDS



# TWINS ANNUAL TEAM BATTING

YEAR	AVG	G	AB	R	H	2B	3B	HR	RBI	SH	SF	HP	BB	SO	SB	GDP
1961	.250	161	5417	707	1353	215	40	167	665	67	42	33	597	840	47	141
1962	.260	*163	5561	798	1445	215	39	185	758	71	50	31	649	823	33	129
1963	*.255	161	5531	+767	*1408	223	35	+225	+722	84	30	41	547	912	32	116
1964	.252	163	5610	*737	1413	227	46	+221	*707	74	37	44	553	1019	46	120
1965	*.254	*162	5488	*774	*1396	*257	42	150	*711	77	+59	35	554	969	92	93
1966	.249	162	5390	663	1341	219	33	144	611	49	44	39	513	844	67	*138
1967	.240	+164	5458	671	1309	*216	48	131	619	66	34	46	512	976	55	114
1968	.237	162	5373	562	1274	207	*41	105	522	69	38	49	445	966	98	106
1969	*.268	162	+5677	*790	*1520	+246	32	163	*733	65	40	43	599	906	115	114
1970	*.262	162	5483	744	1438	230	*41	153	694	79	38	42	501	905	57	132
1971	.260	160	*5414	654	1406	197	31	116	618	64	57	25	512	846	66	+159
1972	.244	154	*5234	537	1277	182	31	93	506	73	28	35	478	905	53	129
1973	+ .270	+162	*5625	738	+1521	*240	44	120	688	34	40	34	598	954	87	+150
1974	.272	+163	*5632	673	*1530	190	37	111	632	64	40	46	520	791	74	+159
1975	.271	159	5514	724	1497	215	28	121	669	62	46	40	563	746	81	127
1976	*.274	+162	*5574	*743	*1526	222	51	81	691	*93	49	41	550	714	146	121
1977	+ .282	161	*5639	+867	+1588	273	60	123	804	81	56	43	563	754	105	115
1978	.267	162	5522	666	1472	259	47	82	621	*109	55	33	604	684	99	139
1979	.278	*162	5544	764	1544	256	46	112	714	+142	53	31	526	693	66	116
1980	.265	161	5530	670	1468	252	46	99	634	92	51	21	436	703	62	151
1981	.240	*110	3676	378	884	147	*36	47	359	36	27	11	275	497	34	95
1982	.257	162	5544	657	1427	234	44	148	624	22	51	24	474	887	38	149
1983	.261	162	5601	709	1463	280	41	141	671	29	45	29	467	802	44	150
1984	.265	162	5562	673	1473	259	33	114	636	26	58	24	437	735	39	138
1985	.264	162	5509	705	1453	282	41	141	678	39	47	31	502	779	68	117
1986	.261	162	5531	741	1446	257	39	196	700	44	38	37	501	977	81	123
1987	.261	+162	5441	786	1422	258	35	196	733	47	39	38	523	898	113	128
1988	.274	*162	5510	759	1508	294	31	151	710	37	50	55	528	832	107	130
1989	.276	162	5581	740	1542	278	35	117	691	51	58	39	478	743	111	126
1990	.265	+162	5499	666	1458	281	39	100	625	40	49	+53	445	749	96	148
1991	+ .280	162	5556	776	+1557	270	42	140	733	44	49	40	526	747	107	157
1992	+ .277	162	5582	747	+1544	275	27	104	701	46	59	+53	527	834	123	130
1993	.264	162	5601	693	1480	261	27	121	642	27	37	51	493	850	83	+150
1994	.276	113	3952	594	1092	239	23	103	556	22	34	*41	359	635	94	93
1995	.279	144	5005	703	1398	270	34	120	662	18	36	58	471	916	105	152
1996	.288	162	5673	877	1633	332	+47	118	812	20	63	65	576	958	143	172
1997	.270	162	5634	772	1522	305	40	132	730	20	56	60	495	1121	151	117
1998	.266	162	5641	734	1499	285	32	115	691	18	52	45	506	915	112	+155
1999	.264	161	5495	686	1450	285	30	105	643	24	56	49	500	978	118	151
2000	.270	162	5615	748	1516	325	*49	116	711	24	51	35	556	1021	90	143
2001	.272	162	5560	771	1514	328	38	164	717	25	38	64	495	1083	146	124
2002	.272	161	5582	768	1518	+348	36	167	731	34	52	56	472	1089	79	121
2003	.277	162	5655	801	1567	318	*45	155	755	42	52	63	512	1027	94	139
2004	.266	162	5623	780	1494	310	24	191	735	46	40	64	513	982	116	130
2005	.259	162	5564	688	1441	269	32	134	644	42	42	59	485	978	102	+155
2006	+ .287	162	5602	#801	1608	275	34	143	754	31	55	50	490	872	101	163
2007	.264	162	5522	718	1460	273	36	118	671	34	45	48	512	839	112	149
2008	.279	#163	5641	829	1572	298	49	111	791	52	72	36	529	979	102	142
2009	.274	#163	5608	817	1539	271	40	172	770	51	57	45	585	1021	85	147
2010	.273	162	5568	781	1521	318	*41	142	749	38	53	39	559	967	68	159
2011	.247	162	5487	619	1357	259	25	103	572	31	25	37	440	1048	92	115
2012	.260	162	5562	701	1448	270	30	131	667	33	*56	53	505	1069	*135	149
2013	.242	162	5564	614	1346	285	15	151	590	32	29	52	533	1430	52	103
<b>Totals</b>	<b>.265</b>		<b>289,962</b>		<b>76,878</b>		<b>1,988</b>		<b>35,772</b>		<b>2,461</b>		<b>27,089</b>		<b>4,622</b>	
		<b>8,455</b>		<b>38,081</b>		<b>13,780</b>		<b>7,109</b>		<b>2,637</b>		<b>2,256</b>		<b>47,208</b>		<b>7,089</b>

(+ — denotes major league leadership; # — denotes tie for major league leadership; \* — denotes league leadership.)

## TWINS YEARLY PINCH-HIT LEADERS

YEAR	PLAYER	PINCH-HITS	YEAR	PLAYER	PINCH-HITS	YEAR	PLAYER	PINCH-HITS
1961	Julio Becquer	11	1980	Jose Morales	13	1997	Greg Myers	7
1962	Don Mincher	9	1981	Glenn Adams	6	1998	Alex Ochoa	5
1963	Jimmie Hall	5	1982	Jesus Vega	5	1999	Corey Koskie	6
1964	Frank Kostro	10	1983	Dave Engle	6	2000	Midre Cummings	11
1965	Sandy Valdespino	10	1984	Darrell Brown	10	2001	Jacque Jones	5
1966	Rich Rollins	8	1985	Roy Smalley	7	2002	Bobby Kielty	8
1967	Rich Reese	13	1986	Randy Bush	13	2003	Justin Morneau	5
1968	Rich Rollins	8	1987	Randy Bush	7	2004	Jose Offerman	12
1969	Rick Renick	8	1988	Randy Bush	6	2005	Lew Ford	4
1970	Charlie Manuel	9		John Moses	6		Michael Ryan	4
1971	Steve Braun	7	1989	Carmelo Castillo	8	2006	3 tied	2
1972	Charlie Manuel	7		John Moses	8	2007	Jason Tyner	5
	Jim Nettles	7	1990	Shane Mack	7	2008	Jason Kubel	6
1973	Jim Holt	5		John Moses	7	2009	Jose Morales	6
1974	Harmon Killebrew	12	1991	Randy Bush	13	2010	Jim Thome	7
1975	Danny Walton	7	1992	Randy Bush	9	2011	Ben Revere	3
1976	Tony Oliva	7	1993	Chip Hale	7		Jim Thome	3
1977	Craig Kusick	10	1994	Chip Hale	11	2012	4 tied	2
1978	Jose Morales	14	1995	Chip Hale	14	2013	3 tied	2
1979	Jose Morales	9	1996	Chip Hale	19			



# TWINS ANNUAL TEAM PITCHING

YEAR	W	L	ERA	CG	SH	SV	IP	AB	H	BAA	R	ER	HR	HB	BB	SO	WP	BK
1961	70	90	4.28	49	14	23	1432.1	5517	1415	.256	778	681	163	45	570	917	41	1
1962	91	71	3.90	*53	11	27	1462.1	5524	1400	.253	713	633	166	43	493	*949	55	3
1963	91	70	3.28	58	13	30	1446.1	5468	1322	.242	602	527	162	24	459	941	*57	3
1964	79	83	3.58	*47	4	24	1478.1	5600	1361	.243	678	588	181	31	545	1098	+73	3
1965	+102	60	3.14	32	12	45	1457.1	5444	1278	.235	600	508	+166	27	503	934	44	2
1966	89	73	3.13	+52	11	27	1438.2	5374	1246	.232	581	501	139	27	392	1016	52	1
1967	91	71	3.15	58	18	24	1461.0	5509	1336	.243	590	511	115	40	396	1089	49	3
1968	79	83	2.90	45	13	29	1428.1	5325	1221	.229	546	461	92	42	412	992	52	6
1969	97	65	3.24	41	8	*43	+1497.2	5636	1388	.246	618	539	119	38	524	906	48	1
1970	98	64	3.23	26	12	*58	1448.1	5450	1329	.244	605	520	130	37	486	940	38	4
1971	74	86	3.81	43	9	25	1416.2	5385	1384	.257	670	600	139	40	529	895	42	3
1972	77	77	2.86	37	17	34	1399.1	5164	1188	.230	535	444	105	37	444	838	26	*5
1973	81	81	3.77	48	+18	34	1451.2	5561	1443	.259	692	608	115	36	519	879	61	5
1974	82	80	3.64	43	11	+29	1455.1	5529	1436	.260	669	589	115	38	513	934	38	3
1975	76	83	4.05	57	7	22	1423.0	5375	1381	.257	736	640	137	36	617	846	50	6
1976	85	77	3.69	29	11	23	1459.0	5483	1421	.259	704	599	89	38	610	762	61	12
1977	84	77	4.36	35	4	25	1442.0	5561	1546	.278	776	698	151	37	507	737	48	5
1978	73	89	3.69	48	9	26	1459.2	5521	1468	.266	678	599	102	33	520	703	51	*14
1979	82	80	4.16	31	6	33	1444.1	5578	1590	.285	725	667	128	15	452	721	39	7
1980	77	84	3.93	35	9	30	1451.0	5529	1502	.272	724	634	120	23	468	744	32	10
1981	41	68	3.98	13	6	22	979.2	3757	1021	.272	486	433	79	17	376	500	19	*14
1982	60	+102	4.72	26	7	30	1433.0	5516	1484	.269	+819	+751	+208	12	643	812	45	12
1983	70	92	4.67	20	5	39	1437.1	5572	1559	.280	+822	+746	163	35	580	748	41	13
1984	81	81	3.85	32	9	38	1437.2	5504	1429	.260	675	615	+159	35	463	713	38	7
1985	77	85	4.48	+41	7	34	1426.1	5473	1468	.268	782	710	164	30	462	767	51	11
1986	71	91	4.77	+39	6	24	1432.2	5619	1579	.281	839	+759	+200	46	503	937	58	5
1987	85	77	4.59	16	4	39	1427.1	5514	1465	.266	806	728	210	50	564	990	62	10
1988	91	71	3.93	18	9	52	1431.2	5477	1457	.266	672	625	146	42	453	897	43	38
1989	80	82	4.24	19	8	38	1429.1	5548	1495	.269	738	674	139	38	500	851	46	13
1990	74	88	4.12	13	13	43	1435.2	5531	1509	.273	729	658	134	27	489	872	55	5
1991	*95	67	3.69	21	12	53	1449.1	5491	1402	.255	652	595	139	27	488	876	57	5
1992	90	72	3.70	16	13	50	1453.0	5472	1391	.254	653	597	121	36	479	923	52	5
1993	71	91	4.70	5	3	44	1444.1	5618	1591	.283	830	755	148	45	514	901	43	13
1994	53	60	5.68	6	4	29	1005.0	4009	1197	+299	688	+634	153	31	388	602	43	4
1995	56	+88	5.76	7	2	27	1272.2	5052	1450	.287	+889	+815	+210	36	533	790	52	4
1996	78	84	5.28	13	5	31	1439.2	5645	1561	.277	900	844	233	41	581	959	49	3
1997	68	94	5.00	10	4	30	1434.0	5641	1596	.283	861	796	187	33	495	908	66	6
1998	70	92	4.75	7	8	42	1447.2	5715	1622	.284	818	764	180	44	457	952	55	5
1999	63	*97	5.00	13	8	34	1423.1	5621	1591	.283	845	791	208	*28	487	927	57	6
2000	69	*93	5.14	6	4	35	1432.2	5696	1634	.287	880	819	212	*35	516	1042	68	4
2001	85	77	4.51	12	8	45	1441.1	5576	1494	.268	766	722	192	56	445	965	58	2
2002	94	67	4.12	8	9	47	1444.2	5578	1454	.261	712	662	184	*45	439	1026	62	3
2003	90	72	4.41	7	8	45	1462.0	5699	1526	.268	758	716	187	50	402	997	62	9
2004	92	70	*4.03	4	9	48	+1476.0	5702	1523	.267	*715	*661	167	54	*431	1123	45	1
2005	83	79	3.71	9	8	44	1464.1	5590	1458	.261	662	604	169	43	+348	965	35	4
2006	96	66	3.95	1	6	40	1439.1	5586	1490	.267	683	632	182	36	+356	^1164	40	3
2007	79	83	4.15	5	8	38	1436.2	5588	1505	.269	725	663	185	51	420	1094	46	5
2008	88	75	4.16	5	10	42	1459.0	5715	1568	.274	745	675	183	31	+406	995	45	4
2009	87	76	4.50	4	7	48	1453.0	5663	1542	.272	765	726	185	58	*466	1052	43	3
2010	94	68	3.95	9	13	40	1452.2	5603	1493	.266	671	638	155	47	383	1048	41	4
2011	63	99	4.58	7	8	32	1421.2	5571	1564	.281	804	724	161	54	480	940	47	5
2012	66	96	4.77	3	6	35	1438.2	5610	1536	.274	832	762	198	57	465	943	60	2
2013	66	96	4.55	1	7	40	1450.1	5679	1591	.280	788	733	168	44	458	985	50	4
<b>Totals</b>	<b>4,204</b>	<b>4,243</b>	<b>4.12</b>	<b>1,284</b>	<b>462</b>	<b>1,889</b>	<b>75,469.2</b>	<b>290,182</b>	<b>76,903</b>	<b>.265</b>	<b>38,230</b>	<b>34,574</b>	<b>8,343</b>	<b>2,001</b>	<b>25,431</b>	<b>48,109</b>	<b>2,589</b>	<b>329</b>

(+ — denotes major league leadership; ^ — denotes tie for league leadership; \* — denotes league leadership)

## TWINS LONGEST LOSING STREAKS

GAMES	DATES	OPPOSITION
14	May 19-June 2, 1982	Baltimore 2, New York 6, Cleveland 6
13	May 26-June 7, 1961	Washington 3, Cleveland 2, Detroit 4, New York 4
11	September 9-21, 2011	Detroit 3, Kansas City 2, Cleveland 3, NYY 1, Seattle 2
10	May 21-June 1, 1985	Boston 5, Milwaukee 5
10	August 9-19, 1997	New York 3, Toronto 2, Boston 4, Detroit 1
10	September 9-19, 1998	Anaheim 1, Oakland 3, Seattle 2, Cleveland 2, Detroit 2
10	May 14-24, 2013	Chicago-AL 2, Boston 3, Atlanta 3, Detroit 2
9	August 9-15, 1970	Oakland 3, Washington 3, Boston 3
9	April 16-26, 1978	Seattle 2, Oakland 5, California 2
9	July 13-21, 1978	Baltimore 3, Boston 4, New York 2
9	August 1-9, 1980	Baltimore 3, Oakland 3, California 3
9	April 11-20, 1985	California 4, Seattle 3, Oakland 2
9	June 7-16, 1990	Toronto 4, Chicago 3, Kansas City 2
9	August 15-24, 1990	Cleveland 2, Toronto 3, Kansas City 3, Texas 1
9	June 15-23, 1993	Toronto 2, New York 4, Boston 3
9	May 7-16, 2011	Boston 3, Detroit 2, Toronto 3, Seattle 1



# TWINS ANNUAL TEAM FIELDING

YEAR	PCT	G	PO	A	E	TC	DP	TP	PB
1961	.972	161	4297	1635	174	6106	150	0	16
1962	.980	*163	4387	1781	129	6297	*173	0	13
1963	.976	161	4339	1600	144	6083	140	0	13
1964	.977	163	4435	1647	145	6227	131	0	18
1965	.973	*162	4372	1774	172	6318	158	0	16
1966	.977	162	4316	1589	139	6044	118	+1	5
1967	.978	+164	4383	1595	132	6110	123	0	14
1968	.973	162	4300	1712	170	6182	117	1	9
1969	.977	162	+4493	1856	150	+6499	177	0	18
1970	.980	162	4345	1636	123	6104	130	0	11
1971	.980	160	4250	1604	118	5972	134	0	12
1972	.974	154	4198	1730	159	6087	133	0	7
1973	.978	+162	4355	1761	139	6255	147	0	19
1974	.976	+163	4366	1771	151	6288	164	0	7
1975	.973	159	4269	1842	170	6281	147	0	9
1976	.973	+162	4377	1823	172	6372	+182	+1	11
1977	.978	161	4326	1932	143	6401	184	0	10
1978	.977	162	4379	1943	146	6468	171	0	7
1979	.979	*162	4333	+2007	134	*6474	+203	0	5
1980	.977	161	4353	*1996	148	*6497	192	0	8
1981	.978	*110	2939	1268	96	4303	103	0	3
1982	.982	162	4299	1560	108	5967	162	1	6
1983	.980	162	4312	1700	121	6133	170	+1	10
1984	.980	162	4313	1678	*120	6111	134	+1	4
1985	.980	162	4279	1732	120	6131	139	0	13
1986	.980	162	4298	1626	118	6042	168	0	12
1987	+ .984	+162	4282	1609	+98	5989	147	0	21
1988	+ .986	*162	4295	1498	+84	5877	155	+2	11
1989	.982	*162	4288	1598	107	5993	141	0	8
1990	.983	+162	4307	1705	101	6113	161	+2	11
1991	.985	162	4348	1779	95	6222	161	0	12
1992	.985	162	4359	1776	95	6230	155	0	14
1993	.984	162	4333	1755	100	6188	160	0	21
1994	.982	113	3015	1186	75	4276	99	0	5
1995	.981	144	3818	1487	100	5405	141	0	11
1996	.984	162	4319	1519	94	5932	142	0	11
1997	.983	162	4302	1694	101	6097	170	0	14
1998	.982	162	4343	1585	108	6036	135	0	11
1999	.985	161	4270	1613	92	5975	150	0	12
2000	.983	162	4298	1526	102	5926	155	0	13
2001	.982	162	4324	1542	108	5974	118	0	4
2002	+ .987	161	4334	1422	+74	5830	124	0	^5
2003	.985	162	4386	1481	87	5954	114	0	10
2004	.984	162	+4428	1658	101	6187	158	0	*6
2005	.984	162	4393	1764	102	*6259	171	0	9
2006	.986	162	4318	1647	84	6049	135	1	5
2007	.984	162	4310	1611	95	6016	151	0	6
2008	.982	163	4353	1671	108	6132	167	0	4
2009	.987	163	4359	1565	76	6000	135	0	16
2010	.987	162	4358	1710	78	6146	150	0	8
2011	.980	162	4265	1621	119	6005	153	0	12
2012	.983	162	4316	+1785	107	6208	+188	0	8
2013	.987	162	4351	1723	81	6155	178	0	6
<b>Totals</b>	<b>.981</b>	<b>8,455</b>	<b>226,379</b>	<b>88,322</b>	<b>6,213</b>	<b>320,914</b>	<b>7,670</b>	<b>11</b>	<b>552</b>

(+ — denotes major league leadership; \* — denotes league leadership; ^ — denotes tied for major league leadership)

## TRIPLE PLAYS

### TWINS

DATE	INN	OPPONENT	PLAYERS	BATTER
August 18, 1966	2nd	California	Rollins-Tovar-Killebrew	Malzone
September 10, 1968	5th	Cleveland	Rollins-Carew-Allison	Horton
July 25, 1976	1st	at Chicago-AL	Borgmann-Gomez	Stein
May 29, 1982	2nd	New York-AL	Butera-Gaetti-Hrbek-Felton	Smalley
August 8, 1983	4th	at California	Gaetti-Castino-Hrbek	Ro. Jackson
July 19, 1984	2nd	at New York-AL	Gaetti-Teufel-Hrbek	Cerone
April 5, 1988	8th	at New York-AL	Gaetti-Lombardozzi-Hrbek	Santana
August 8, 1988	4th	Cleveland	Gladden-Lombardozzi-Larkin	Carter
July 17, 1990*	4th	at Boston	Gaetti-Newman-Hrbek	Brunansky
	8th		Gaetti-Newman-Hrbek	Reed
May 27, 2006	8th	Seattle	Castillo-Morneau-Batista	Johjima

### OPPONENTS

DATE	INN	OPPONENT	PLAYERS	BATTER
June 3, 1968	8th	at New York-AL	Womack-Cox-Mantle	Roseboro
June 27, 1972	4th	California	Spencer-McMullen-Alomar-Cardenas	J. Nettles
June 7, 1976	5th	at Cleveland	Thomas-Duffy-Howard	Wynegar
July 23, 1977	6th	California	Mulliniks-Remy-Solaita	Bostock
September 8, 1996	6th	California	Howell-Hudler-Snow	Coomer
May 14, 2006	6th	Chicago-AL	Konerko-Iguchi-Urbe	Castillo
August 27, 2007	7th	at Cleveland	Blake-Cabrera-Martinez	Redmond
August 21, 2012	5th	at Oakland	Donaldson-Rosales-Carter	Plouffe

\* - No other team has ever turned two triple plays in a game



# TWINS ANNUAL ATTENDANCE

AVERAGE	HOME OPENINGS	ATTENDANCE	YEAR	ATTENDANCE	ROAD OPENINGS	AVERAGE
16,756	75	1,256,723	1961	798,856	68	11,748
18,857	76	1,433,116	1962	933,850	73	12,792
18,509	76	*1,406,652	1963	704,531	70	10,064
15,285	79	1,207,514	1964	908,892	68	13,366
19,003	77	*1,463,268	1965	1,178,475	69	17,079
16,356	77	1,259,374	1966	1,099,594	67	16,412
19,520	76	1,483,547	1967	1,325,806	71	18,673
15,043	76	1,143,257	1968	1,117,915	72	15,527
17,299	78	1,349,327	1969	1,071,961	76	14,105
16,388	77	1,261,887	1970	1,220,644	78	15,649
12,545	75	940,858	1971	1,079,903	75	14,399
11,564	69	797,901	1972	846,606	71	11,924
11,941	76	907,499	1973	1,168,020	75	15,574
8,603	77	662,401	1974	968,275	75	12,910
10,098	73	737,156	1975	892,629	71	12,572
9,539	75	715,394	1976	1,089,625	77	14,151
15,100	77	1,162,727	1977	1,416,698	75	18,889
10,505	75	787,878	1978	1,316,701	73	18,037
14,274	75	1,070,521	1979	1,471,004	78	18,859
10,537	73	769,206	1980	1,363,019	77	17,702
7,951	59	469,206	1981	844,101	49	17,227
11,373	81	921,186	1982	1,452,080	79	18,381
10,737	80	858,939	1983	1,502,733	77	19,516
19,737	81	1,598,692	1984	1,549,501	76	20,388
20,393	81	1,651,814	1985	1,604,574	75	21,394
15,499	81	1,255,453	1986	1,707,440	79	21,613
25,703	81	2,081,976	1987	1,880,273	78	24,106
37,416	81	*3,030,672	1988	1,980,570	77	25,722
28,117	81	2,277,438	1989	1,988,012	77	25,818
21,895	80	1,751,584	1990	2,003,575	78	25,687
28,319	81	2,293,842	1991	2,306,583	80	28,832
30,647	81	2,482,428	1992	2,274,513	79	28,791
25,292	81	2,048,673	1993	2,300,021	78	29,487
23,704	59	1,398,565	1994	1,695,166	54	31,392
14,690	72	1,057,667	1995	1,634,586	71	23,022
17,967	80	1,437,352	1996	2,013,348	80	25,169
17,421	81	1,411,064	1997	2,095,535	80	26,194
14,395	81	1,165,980	1998	2,161,775	81	26,689
14,850	81	1,202,829	1999	2,245,944	80	28,074
13,093	81	1,059,715	2000	2,332,786	81	28,800
22,287	80	1,782,926	2001	2,274,453	81	28,080
23,759	81	1,924,473	2002	2,144,110	80	26,801
24,025	81	1,946,011	2003	2,027,406	81	25,030
23,598	81	1,911,418	2004	2,144,301	80	26,804
25,114	81	2,304,243	2005	2,217,442	81	27,376
28,210	81	2,285,018	2006	2,267,564	81	27,995
28,350	81	2,296,383	2007	2,501,160	81	30,549
28,425	81	2,302,431	2008	2,402,520	81	29,299
29,466	82	2,416,237	2009	2,251,837	81	27,800
39,798	81	3,223,640	2010	2,215,392	81	27,351
39,112	81	3,168,107	2011	2,344,923	81	28,950
34,512	81	2,776,354	2012	2,284,261	81	28,201
30,588	81	2,477,644	2013	2,188,785	81	27,022
<b>20,364</b>	<b>4,129</b>	<b>84,086,176</b>	<b>TOTALS</b>	<b>88,810,274</b>	<b>4,019</b>	<b>22,097</b>

(\* — denotes league leadership)

## MISC. ATTENDANCE FACTS AND FIGURES

- Through the first four seasons at Target Field, the Twins have drawn 11,645,745 total fans in 324 home games (**3,223,640** in 2010, **3,168,107** in 2011, **2,776,354** in 2012 and **2,477,644** in 2013), averaging 35,943 fans per opening.
- The Twins 2013 attendance of 2,477,644 ranked as the sixth highest in club history:
 

1) 2010 -- 3,223,640	4) 2012 -- 2,776,354	6) 2013 -- 2,477,644
2) 2011 -- 3,168,107	5) 1992 -- 2,482,428	7) 2009 -- 2,416,237
3) 1988 -- 3,030,672		

## TWINS CONSECUTIVE HOME CROWD STREAKS

AT LEAST	OPENINGS	DATES
10,000 .....	979 .....	9/21/2001-present
20,000 .....	331 .....	9/18/2009-present
30,000 .....	169 .....	9/18/2009-8/27/2012
40,000 .....	22 .....	7/3-8/31/2010
50,000 .....	4 .....	7/8-22/1988



# TWINS HOME ATTENDANCE HIGHS

EVENT	OPPONENT	DATE	ATTENDANCE	
World Series Game	St. Louis	October 25, 1987	55,376	
Championship Series Game	Anaheim	October 9, 2002	55,990	
Division Series Game	Oakland	October 5, 2002	55,960	
All-Star Game	National League	July 16, 1985	54,960	
Opening Day	Toronto	April 8, 1988	53,067	
Single Weekday	Toronto	May 16, 1984	51,863	
Single Weeknight	Kansas City	September 25, 1987	52,704	
Doubleheader	California	July 16, 1967	43,419	
Two-Night Doubleheader	Oakland	July 28, 1990	51,017	
Saturday Morning	Chicago	September 17, 1988	46,439	
Saturday Afternoon	New York	August 13, 1988	51,963	
Saturday Night	Milwaukee	July 9, 1988	52,293	
Sunday	Kansas City	September 27, 1987	53,106	
Holiday	Morning	New York	May 30, 1962	39,720
	Afternoon	Baltimore	July 4, 1992	48,028
	Night	Kansas City	July 4, 1973	45,890
	Doubleheader	Chicago	July 4, 1961	23,592
	Two-Nighter	Texas	July 4, 1975	25,714
Three-Date Series	New York	August 12-14, 1988	155,509	
	Friday Night		52,230	
	Saturday Afternoon		51,963	
	Sunday Afternoon		51,316	
Four-Date Series	Oakland	August 16-19, 1991	191,938	
	Friday Night		50,019	
	Saturday Night		52,080	
	Sunday Night		44,295	
	Monday Night		45,544	
Season, Home		2010	3,223,640	
Season, Road		2007	2,501,160	
Game, Road	New York	June 20, 1965	71,245	
Smallest Paid Crowd	Kansas City	September 20, 1965	537	

## TWINS REGULAR SEASON HOME CROWDS OF 50,000 OR MORE

RANK	ATTENDANCE	DATE	OPPONENT	D-N	DAY	SCORES
1	54,088	10-6-09	Detroit	D	Tuesday	6-5
2	53,106	9-27-87	Kansas City	D	Sunday	8-1
3	53,067	4-8-88	Toronto	N	Friday	6-3
4	53,031	4-10-92	Texas	N	Friday	7-1
5	52,704	9-25-87	Kansas City	N	Friday	4-6
6	52,625	10-1-88	California	N	Saturday	10-5
7	52,394	4-4-89	New York-AL	N	Tuesday	2-4
8	52,293	7-9-88	Milwaukee	N	Saturday	4-5
9	52,284	7-22-88	Baltimore	N	Friday	6-1
10	52,279	4-6-82	Seattle	N	Tuesday	7-11
11	52,230	8-12-88	New York-AL	N	Friday	4-6
12	52,080	8-17-91	Oakland	N	Saturday	12-4
13	52,008	6-4-88	Oakland	N	Saturday	4-6
14	51,963	8-13-88	New York-AL	D	Saturday	12-2
15	51,863	5-16-84	Toronto	D	Wednesday	7-8
16	51,717	4-25-87	California	N	Saturday	8-7
17	51,687	7-27-88	Toronto	D	Wednesday	1-4
18	51,617	4-6-93	Chicago-AL	N	Tuesday	5-10
19	51,316	8-14-88	New York-AL	D	Sunday	6-9
20	51,285	7-8-88	Milwaukee	N	Friday	3-5
21	51,163	4-15-85	California	N	Monday	0-5
22	51,155	10-4-09	Kansas City	D	Sunday	13-4
23	51,122	9-5-87	Milwaukee	N	Saturday	2-1
24	51,085	6-30-91	Chicago-AL	D	Sunday	3-0
25	51,058	10-5-91	Toronto	N	Saturday	3-1
26	51,043	8-1-92	Milwaukee	N	Saturday	9-6
27	51,017	7-28-90	Oakland	N	Saturday	1-4 & 9-4
28	51,011	9-7-96	California	N	Saturday	6-3
29	50,818	4-11-92	Texas	N	Saturday	8-10
30	50,525	6-29-91	Chicago-AL	N	Saturday	4-8
31	50,465	8-22-92	Toronto	N	Saturday	2-4
32	50,237	8-8-87	Oakland	N	Saturday	9-2
33	50,020	7-10-88	Milwaukee	D	Sunday	2-3
34	50,019	8-16-91	Oakland	N	Friday	5-4

## TARGET FIELD TOP ATTENDANCE FIGURES

EXHIBITION:	32,995 on Friday, April 2, 2010 vs. St. Louis
REGULAR SEASON:	41,378 on Saturday, July 2, 2011 vs. Milwaukee
POSTSEASON:	42,035 on Thursday, October 7, 2010 (Game 2) vs. New York-AL
2-GAME SERIES:	77,887 from May 10-11, 2011 vs. Detroit
3-GAME SERIES:	123,385 from July 1-3, 2011 vs. Milwaukee
4-GAME SERIES:	164,950 from August 18-21, 2011 vs. New York-AL
ANY EVENT:	43,940 on July 12, 2013 for Kenny Chesney/Zac Brown Band "No Shoes Nation" Concert



# TWINS INDIVIDUAL SINGLE-GAME RECORDS

## BATTING AND BASE-RUNNING

CATEGORY	RECORD	PLAYER	OPPONENT AND DATE
At-Bats.....	*7	Gladden	Texas, May 20, 1989
X-Inning.....	10	Braun (22 inn.)	Milwaukee, May 12, 1972
		Thompson (22 inn.)	Milwaukee, May 12, 1972
		Tovar (22 inn.)	Milwaukee, May 12, 1972
		Mack (22 inn.)	Cleveland, August 31, 1993
Runs.....	5	Carew	Chicago, June 26, 1977
		Teufel	Toronto, September 16, 1983
		Molitor	Detroit, April 24, 1996
		Rivas	Cleveland, June 4, 2002
Hits.....	6	Puckett	Milwaukee, August 30, 1987
X-Inning.....	6	Puckett	Texas, May 23, 1991
Extra-Base Hits.....	4	Many, last Cuddyer	Oakland, September 21, 2005
Total Bases.....	14	Puckett	Milwaukee, August 30, 1987
Singles.....	5	Many, last Mauer	Los Angeles-NL, July 27, 2006
X-Inning.....	5	Cardenas (12 inn.)	Kansas City, September 29, 1970
		Gladden (11 inn.)	Seattle, September 29, 1989
		Puckett (11 inn.)	Texas, May 23, 1991
Doubles.....	4	Puckett	Toronto, May 13, 1989
Triples.....	*3	Span	Detroit, June 29, 2010
		Landreaux	Texas, July 3, 1980
Home runs, Inning.....	2	Cuddyer	Kansas City, August 23, 2009
Home runs, Game.....	3	Allison	Cleveland, May 17, 1963
		Killebrew	Boston, September 21, 1963
		Oliva	Kansas City, July 3, 1973
		Morneau	Chicago-AL (second game), July 6, 2007
RBI.....	8	G. Adams	Chicago, June 26, 1977
		Bush	Texas, May 20, 1989
Bases-on-Balls.....	5	Smalley	Baltimore, May 7, 1978
Strikeouts.....	*5	Allison	Detroit, September 2, 1965
X-Inning.....	5	Valdespino (20 inn.)	Washington, August 9, 1967
		Darwin (22 inn.)	Milwaukee, May 12, 1972
		Smalley (17 inn.)	Cleveland, August 28, 1976
GDP.....	3	Terrell	Seattle, April 11, 1977
		Morales	Milwaukee, May 17, 1980
Sacrifices.....	3	Blyleven	Baltimore, July 27, 1970
Sacrifice Flies.....	2	Many, last Morneau	Boston, May 8, 2013
X-Inning.....	2	J. Hall (10 inn.)	Detroit, June 11, 1965
		Valdespino (10 inn.)	Cleveland, June 22, 1965
		Hisle (11 inn.)	Kansas City, April 5, 1974
		Kelly (11 inn.)	Oakland, April 24, 1997
		Dozier (10 inn.)	Milwaukee, May 19, 2012
Hit-by-Pitch.....	3	Koskie	Chicago, July 27, 2004
X-Inning.....	3	Kusick (11 inn.)	Milwaukee, August 27, 1975
Stolen Bases.....	4	Hisle	Kansas City, June 30, 1976

## PITCHING

CATEGORY	RECORD	PLAYER	OPPONENT AND DATE
Innings-Pitched.....	13	Merritt	New York, July 26, 1967
Hits.....	15	Pavano	Chicago-AL, August 19, 2010
		Radke	Anaheim, August 27, 2004
X-Inning.....	15	Zahn (10 inn.)	Toronto, August 26, 1978
Runs.....	11	Reed	New York-AL, April 21, 2003
Earned Runs.....	10	Albury	Kansas City, August 6, 1974
		Decker	Kansas City, May 12, 1976
		Zahn	Baltimore, July 21, 1980
		W. Banks	Chicago, August 4, 1992
		Mahomes	Detroit, April 24, 1993
		Reed	New York-AL, April 21, 2003
Home runs.....	5	Silva	Baltimore, August 22, 2006
		Blyleven	Texas, September 13, 1986
Strikeouts.....	17	Santana	Texas, August 19, 2007
Cons. Strikeouts.....	7	Liriano	Atlanta, June 11, 2010
		Merritt	Washington, July 21, 1966
Walks.....	9	Roland	Chicago-AL, April 21, 1963
		Tiant	Detroit, May 5, 1970
		T. Hall	Oakland, September 23, 1970
		Hughes	New York, July 19, 1975
		Berenguer	Boston, June 2, 1987
Intentional Walks.....	3	Many, last Cressend	New York-AL, May 17, 2002
Hit Batsmen.....	*4	Blyleven	Cleveland, April 22, 1988
Wild Pitches.....	3	Many, last Diamond	Kansas City, June 30, 2012
Balks.....	3	Niekro	New York, April 19, 1988
Pick-offs.....	2	Many, last Deshaies	New York, May 17, 1994

\* — denotes tie for major league record



# TWINS TEAM SINGLE-GAME RECORDS

BATTING AND BASE-RUNNING		
CATEGORY	RECORD	OPPONENT AND DATE
At-Bats.....	50..... 3 times	last, Kansas City, June 19, 2003
X-Inning.....	78..... (22 inn.)	Cleveland, August 31, 1993
Runs, Both Clubs.....	35..... (24-11)	Detroit, April 24, 1996
Hits.....	25.....	Cleveland, June 4, 2002
X-Inning.....	24..... (11 inn.)	Seattle, September 29, 1989
Hits, Both Clubs.....	42.....	Oakland, April 27, 1980
Extra-Base Hits.....	12.....	Toronto, May 8, 1979
X-Base, Both Clubs.....	24.....	Cleveland, July 13, 1996
Total Bases.....	47.....	Washington, August 29, 1963
Singles.....	19..... 2 times	last, Milwaukee, June 17, 2012
X-Inning.....	20..... (11 inn.)	Seattle, September 29, 1989
Doubles.....	8..... 2 times	last, Seattle, April 17, 2007
Triples.....	4.....	New York, June 2, 1964
Home runs.....	8.....	Washington, August 29, 1963
Home Runs, Both Clubs.....	9..... Many	last, Milwaukee, July 12, 2001
Runs Batted In.....	22..... 2 times	last, Cleveland, June 4, 2002
Runs Batted In, Both Clubs.....	33.....	Detroit, April 24, 1996
Walks.....	14..... 3 times	last, Kansas City, August 5, 2006
X-Inning.....	18..... (18 inn.)	Seattle, July 19, 1969
Walks, Both Clubs.....	21.....	Kansas City, September 10, 1976
X-Inning.....	22..... 2 times	last, (10 inn.) Baltimore, May 15, 1978
Intentional Walks.....	4..... Many	last, Detroit, May 23, 1992
X-Inning.....	5..... (22 inn.)	Milwaukee, May 12, 1972
Intentional Walks, Both Clubs.....	5.....	Boston, August 28, 1984
X-Inning.....	7..... (22 inn.)	Milwaukee, May 12, 1972
Strikeouts.....	18.....	last, Seattle, September 13, 1995
X-Inning.....	19..... 3 times	last, (13 inn.) Tampa Bay, July 10, 2013
Strikeouts, Both Clubs.....	27.....	Cleveland, September 28, 2000
X-Inning.....	35..... (13 inn.)	Tampa Bay, July 10, 2013
Grounded into Double Plays.....	5..... Many	last, Chicago, July 23, 2012
X-Inning.....	5..... (22 inn.)	Milwaukee, May 12, 1972
Sacrifices.....	5.....	Chicago, June 23, 1979
X-Inning.....	5..... Many	last, (17 inn.) Texas, September 17, 1977
Sacrifice Flies.....	4..... 3 times	last, Detroit, September 10, 2006
X-Inning.....	3..... 2 times	last, Cleveland, July 3, 1994
Hit-by-Pitch.....	4..... 2 times	last, Kansas City, April 13, 1971
X-Inning.....	4..... (17 inn.)	Cleveland, May 7, 1995
Left-on-Base.....	17..... 2 times	last, Milwaukee, September 4, 1990
X-Inning.....	23..... 2 times	last, (22 inn.) Milwaukee, May 12, 1972
Stolen Bases.....	6.....	Seattle, September 9, 1992
Opponent Stolen Bases.....	7..... 2 times	last, New York, May 10, 1987
X-Inning.....	12..... (12 inn.)	Oakland, August 1, 1976
Stolen Bases, Both Clubs.....	8..... Many	last, Kansas City, August 26, 2001
X-Inning.....	14..... (12 inn.)	Oakland, August 1, 1976
Largest Margin of Victory.....	21..... (23-2)	Cleveland, June 4, 2002
Largest Margin of Loss.....	18..... (20-2)	Kansas City, April 25, 1961
Runs in Shutout.....	16.....	Boston, May 25, 1990
Opponent Runs in Shutout.....	17.....	California, April 23, 1980
Runs in Inning.....	11..... Many	last, (5th inn.) Boston, May 20, 1994
Opponent Runs in Inning.....	12.....	Kansas City, June 17, 2003
Consecutive Scoring Innings.....	7..... Many	last, Texas, September 5, 2001
Hits in Inning.....	10..... 2 times	last, (5th inn.) Boston, May 20, 1994
Opponent Hits in Inning.....	10..... 3 times	last, (4th inn.) Oakland, September 11, 2013
Consecutive Hits.....	8..... 3 times	last, (1st inn.) San Francisco, June 21, 2011
Opponent Consecutive Hits.....	10..... (2nd inn.)	Toronto, September 4, 1992
Most Players 2+ Hits.....	9..... Many	last, Houston, June 6, 1999
Most Baserunners.....	34..... 2 times	last, Cleveland, June 4, 2002
X-Inning.....	35..... (18 inn.)	Seattle, July 19, 1969
Batters in Inning.....	16..... (5th inn.)	Boston, May 20, 1994
X-Inning.....	16..... (10th inn.)	Oakland, June 21, 1969

## TWINS POSITION PITCHERS WHO HAVE PITCHED

PLAYER	DATE	OPP	IP	R	ER	BB	SO	P/K	PLAYER	DATE	OPP	IP	R	ER	BB	SO	P/K
Julio Becquer	9-10-61	at KC	1.1	3	3	1	0	N/A	John Moses	5-19-90	at BOS	1.0	1	1	0	0	15/9
Cesar Tovar *	9-22-68	OAK	1.0	0	0	1	1	N/A	John Moses	7-31-90	CAL	1.0	2	2	2	0	30/15
Dan Gladden	6-27-88	at CAL	1.0	0	0	0	0	9/5	Michael Cuddyer	7-25-11	at TEX	1.0	0	0	1	0	16/9
Dan Gladden	5-07-89	at CLE	1.0	1	1	1	0	18/11	Drew Butera	5-20-12	at MIL	1.0	0	0	1	1	17/9
John Moses	6-24-89	at BOS	1.0	0	0	1	0	13/7	Jamey Carroll	8-05-13	at KC	1.0	0	0	0	0	9/7

\* - started game



# TWINS TEAM SINGLE-GAME RECORDS

## PITCHING

CATEGORY	RECORD	OPPONENT AND DATE
Hits	27	Texas, July 25, 2011
X-Inning	26 (17 inn.)	Cleveland, May 7, 1995
Runs	23 (23-6)	Kansas City, April 6, 1974
Earned Runs	20	Kansas City, April 6, 1974
Home Runs	7	Texas, September 13, 1986
Strikeouts	19	Texas, August 19, 2007
X-Inning	18 (13 inn.)	Cleveland, June 2, 2005
Walks	13 2 times	last, Boston, May 2, 1971
Intentional Walks	4 2 times	last, Seattle, August 16, 1981
Hit-Batsmen	4	Cleveland, April 22, 1988
Wild Pitches	4 Many	last, Kansas City, April 20, 2007
X-Inning	4 (13 inn.)	Chicago, July 25, 1964
Balks	3 2 times	last, New York, April 19, 1988
Pick-offs	2 Many	last, Seattle, August 28, 2002
Pitchers Used	8 Many	last, Cleveland, August 14, 2013
X-Inning	9 3 times	last, Detroit, September 25, 2010
Pitchers, Both Clubs	15	Detroit, October 1, 2000
X-Inning	17 2 times	last, Cleveland, May 7, 1995
Pitchers In Inning	5 (8th)	Toronto, May 28, 1986

## FIELDING

CATEGORY	RECORD	OPPONENT AND DATE
Assists	22	Milwaukee, August 7, 1990
X-Inning	42 (22 inn.)	Cleveland, August 31, 1993
Opponent Assists	24	Boston, July 4, 1990
X-Inning	33 (22 inn.)	Milwaukee, May 12, 1972
Assists, Both Clubs	37	Detroit, June 11, 1980
X-Inning	67 (22 inn.)	Cleveland, August 31, 1993
Errors	7	Chicago, May 7, 1965
Opponent Errors	6 2 times	last, Cleveland, September 28, 1984
X-Inning	6 (13 inn.)	Los Angeles, April 16, 1963
Errors, Both Clubs	9	Cleveland, September 3, 1972
X-Inning	9 (13 inn.)	Los Angeles, April 16, 1963
Passed Balls	2 3 times	last, Texas, August 26, 2012
X-Inning	3 (11 inn.)	Baltimore, August 1, 1962
Doubleplays	6	Boston, July 18, 1990
X-Inning	6 (10 inn.)	Toronto, August 29, 1977
Opp. Doubleplays	6	Texas, August 2, 2006
X-Inning	5 2 times	last, (12 inn.) Toronto, August 25, 1984
DP, Both Clubs	10	Boston, July 18, 1990
X-Inning	8 (12 inn.)	Toronto, August 25, 1984
Tripleplays	2	Boston, July 17, 1990

## MISCELLANEOUS

CATEGORY	RECORD	OPPONENT AND DATE
Players Used	23	Kansas City, October 4, 1987
X-Inning	27 (12 inn.)	Kansas City, September 29, 1970
Players, Both Clubs	42	Chicago, September 21, 1983
X-Inning	49 (12 inn.)	Kansas City, September 29, 1970
Pinch-Hitters Used	8	Seattle, September 13, 1996
X-Inning	7 (22 inn.)	Milwaukee, May 12, 1972
Most Innings Played	22 2 times	Milwaukee, May 12, 1972
	last	Cleveland, August 31, 1993
Longest Game	4:05	Toronto, July 25, 1987
X-Inning	6:36 (17 inn.)	Cleveland, May 7, 1995
Shortest Game	1:33	Toronto, September 28, 1982
5-Inning	1:03	Boston, August 6, 1967
Longest 1-0 Game	15 inn.	Kansas City, May 23, 1981
Warmest Home Start	97 2 times	last, Detroit, July 8, 1974
Warmest, Road	109	Texas, June 27, 1980
Coldest Home Start	32	New York, May 2, 1967
Coldest, Road	34	Boston, April 9, 1996

## DID YOU Know?

...that Harmon Killebrew is the only Twin to lead the American League in home runs.  
 "Killer" led the league in 1962, 1963, 1964, 1967 and 1969.



# TWINS INDIVIDUAL SEASON RECORDS

## BATTING AND BASE-RUNNING

Average	.388, Carew, 1977
Games	+164, Tovar, 1967
Plate Appearances	744, Puckett, 1985
At-Bats	691, Puckett, 1985
Runs	140, Knoblauch, 1996
Hits	239, Carew, 1977
Extra-Base Hits	84, Oliva, 1964
Total Bases	374, Oliva, 1964
Slugging Percentage	.606, Killebrew, 1961
On-Base Percentage	.449, Carew, 1977
Pinch-Hit Average (20+ AB)	.444, Leius, 1991
Pinch Hits	19, Hale, 1996
Bunt Hits	30, Gomez, 2008
Infield Hits	50, Gomez, 2008
Singles	180, Carew, 1974
Doubles	47, Morneau, 2008
Triples	20, Guzman, 2000
HR, RH	49, Killebrew, 1964, '69
HR, LH	34, Hrbek, 1987 and Morneau, 2006
HR, Rookie	33, Hall, 1963
HR, Home	29, Killebrew, 1961
HR, Road	28, Killebrew, 1962
Grand-Slams	3, Allison, 1961
	Carew, 1976
	Hrbek, 1985
	Puckett, 1992
	Hunter, 2007

Cons. Games with HR	5, Killebrew, 1970 (twice)
	Cordova, 1995
RBI	140, Killebrew, 1969
Walks	145, Killebrew, 1969
Hit-by-Pitch	19, Knoblauch, 1996
Strikeouts	145, Darwin, 1972
Fewest SO	16 (min. 385 AB's), Harper, 1989
GDP	28, Killebrew, 1970
Fewest GDP	2 (min. 613 AB's), Tovar, 1968
Sacrifice Hits	25, Wilfong, 1979
Sacrifice Flies	13, Gaetti, 1982
	Brunansky, 1985
Cons. Games Played	319, Morneau, 2007-09
Cons. Game Hit-Streak	31, Landreaux, 1980
Consecutive Hits	9, Oliva, 1967
	Hatcher, 1985
	Walker, 1998
On-Base Streak	11, Carew, 1967
	Knoblauch, 1996
	Walker, 1998
Multi-Hit Games	74, Puckett, 1989
4-Hit Games	8, Carew, 1977
	Puckett, 1988
Cons. Hitless At-Bats	53, Chance, 1967
Stolen Bases	62, Knoblauch, 1997
Caught Stealing	22, Carew, 1976
Stolen Base Percentage	.955 (21-for-22), Casilla, 2012

## PITCHING

ERA	2.45 (202.1 IP), Anderson, 1988
Win Percentage	.800 (12-3), Santana, 2003 and Liriano, 2006
Wins	25, Kaat, 1966
Relief Wins	17, Campbell, 1976
Losses	20, Ramos, 1961
Decisions	38, Kaat, 1966
Saves	47, Nathan, 2009
Games	+90, Marshall, 1979
Games Started	42, Kaat, 1965
Complete Games	25, Blyleven, 1973
Consecutive Complete Games	8, Pascual, 1964
Relief Appearances	*89, Marshall, 1979
Games Finished	#84, Marshall, 1979
Innings Pitched	325.0, Blyleven, 1973
Hits	296, Blyleven, 1973
Runs	141, Viola, 1983
Earned Runs	129, Hawkins, 1999
Home Runs	#50, Blyleven, 1986
Strikeouts	265, Santana, 2004
Walks	127, Hughes, 1975
Intentional Walks	16, Perranoski, 1969

Hit-Batsmen	18, Kaat, 1962
Wild Pitches	15, Goltz, 1976
	Smithson, 1986
	Morris, 1991
	Santana, 2002
Balks	5, R. Erickson, 1981
	Straker, 1987
	Berenguer, 1988
	Banks, 1993
Pick-offs	14, Koosman, 1979
Shutouts	9, Blyleven, 1973
Shutouts Lost	5, Stigman, 1964
	Decker, 1974
	Viola, 1983
Cons. Shutout IP	36.0, Romero, 2004
1-0 Games Won	3, Blyleven, 1971
1-0 Games Lost	2, many players
Cons. Wins	13, Santana, 2004
Cons. Losses	16, Felton, 1980-82
One-Season	13, Felton, 1982

(# — denotes major league record; + — denotes league record; \* — denotes tie for league record)

## FIELDING BY POSITION

POSITION	PLAYER	YEAR	G	PO	A	E	FIELDING %
P	Jim Perry	1971	40	17	44	0	1.000
C	Joe Mauer	2007	91	598	35	1	.998
1B	Kent Hrbek	1990	120	1057	81	3	.997
2B	Rob Wilfong	1980	120	238	337	3	.995
3B	Gary Gaetti	1988	115	105	189	7	.977
SS	Leo Cardenas	1971	153	266	445	11	.985
OF	Ben Revere	2012	121	282	8	0	1.000
All	TEAM	2009	163	4359	1565	76	.987

## TWINS 200-PLUS HITS IN A SEASON

PLAYER	YEAR	HITS
Tony Oliva	1964	217
Tony Oliva	1970	204
Cesar Tovar	1971	204
Rod Carew	1973	203
Rod Carew	1974	218
Rod Carew	1976	200
Rod Carew	1977	239

PLAYER	YEAR	HITS
Kirby Puckett	1986	223
Kirby Puckett	1987	207
Kirby Puckett	1988	234
Kirby Puckett	1989	215
Kirby Puckett	1992	210
Paul Molitor	1996	225



# TWINS TEAM SEASON RECORDS

## MISCELLANEOUS

Highest Win Pct. (102-60)	.630 in 1965
Lowest Win Pct. (60-102)	.370 in 1982
Best Home Pct. (57-24)	.704 in 1969
Best Road Pct. (51-30)	.630 in 1965
Most Cons. Wins	15 in 1991
Most Cons. Losses	14 in 1982
Most Doubleheaders	20 in 1961
Most Doubleheaders Won	7 in 1965
Most Games	+164 in 1967
Fewest Games	110 in 1981
Most Home Games	*84 in 1985
Most Road Games	83 in 1967
Most One-Run Games	.68 in 1968

Most One-Run Games Won	.35 in 1968
Most Extra-Innings	.23 in 2005
Most Extra-Inn. Games Won	15 in 2005
Most Night Games	117 in 1990, 91 and 99
Most Night Games Won	.70 in 1991
Most Day Games	.95 in 1961
Most Day Games Won	.54 in 1962
Most Players Used	47 in 2012
Fewest Players Used	31 in 1976
Most Pitchers	24 in 2009 and 12
Fewest Pitchers	12 in 1967 and 72
Most Pinch-Hitters	.265 in 1968 and 79
Fewest Pinch-Hitters	.63 in 2012

## BATTING AND BASE-RUNNING

Highest Batting Average	.288 in 1996
Lowest Batting Average	.237 in 1968
Highest Pinch-Hit Average	.363 in 1994
Lowest Pinch-Hit Average	.145 in 2006
Most At-Bats	5677 in 1969
Fewest At-Bats	5234 in 1972
Most Runs	877 in 1996
Fewest Runs	537 in 1972
Most Hits	1633 in 1996
Fewest Hits	1274 in 1968
Most Bunt Hits	.65 in 2008
Most Extra-Base Hits	.551 in 2002
Fewest Extra-Base Hits	.306 in 1972
Most Total Bases	2440 in 2003
Fewest Total Bases	1800 in 1972
Highest Slugging Percentage	.437 in 2002
Lowest Slugging Percentage	.338 in 1981
Most Singles	1192 in 1974
Fewest Singles	914 in 1967
Most Doubles	348 in 2002
Fewest Doubles	182 in 1972
Most Triples	.60 in 1977
Fewest Triples	.24 in 2004
Most Home Runs	225 in 1963
Fewest Home Runs	.81 in 1976
Most Grand Slams	8 in 1961
Fewest Grand Slams	0 in 1968

Most Cons. Games Home Runs	.16 in 1979
Most Runs-Batted-In	.812 in 1996
Fewest Runs-Batted-In	.506 in 1972
Most Walks	.649 in 1962
Fewest Walks	.436 in 1980
Most Intentional Walks	.79 in 1965
Fewest Intentional Walks	.20 in 2013
Most Strikeouts	1121 in 1997
Fewest Strikeouts	.684 in 1978
Most GDP	.172 in 1996
Fewest GDP	.93 in 1965
Most Sacrifice Hits	.142 in 1979
Fewest Sacrifice Hits	.18 in 1998 and 95
Most Sacrifice Flies	.72 in 2008
Fewest Sacrifice Flies	.25 in 2011
Most Hit-by-Pitch	.65 in 1996
Fewest Hit-by-Pitch	.21 in 1980
Most Left-on-Base	1263 in 1974
Fewest Left-on-Base	1041 in 1987
Most Stolen Bases	.151 in 1997
Fewest Stolen Bases	.32 in 1963
Most Caught Stealing	.75 in 1976
Fewest Caught Stealing	.14 in 1963
Highest SB Percentage (112-142)	78.9% in 2007
Lowest SB Percentage (47-43)	52.2% in 1961
Consecutive Scoreless Innings	.30 in 1964 and 78

## PITCHING

Lowest ERA	2.84 in 1972
Highest ERA	5.76 in 1995
Most Wins	102 in 1965
Fewest Wins	.60 in 1982
Most Losses	102 in 1982
Fewest Losses	.60 in 1965
Most Saves	.58 in 1970
Fewest Saves	.22 in 1975
Most Innings-Pitched	1497.2 in 1969
Fewest Innings-Pitched	1399.1 in 1972
Most Runs Allowed	900 in 1996
Fewest Runs Allowed	535 in 1972
Most Earned Runs Allowed	844 in 1996
Fewest Earned Runs Allowed	441 in 1972
Most Hits Allowed	1634 in 2000
Fewest Hits Allowed	1188 in 1972
Most Home Runs Allowed	233 in 1996
Fewest Home Runs Allowed	.89 in 1976
Most Strikeouts	1164 in 2006
Fewest Strikeouts	703 in 1978
Most Walks	643 in 1982
Fewest Walks	348 in 2005

Most Intentional Walks	.76 in 1969
Fewest Intentional Walks	.12 in 2000
Most Hit-Batsmen	.58 in 2009
Fewest Hit-Batsmen	.12 in 1982
Most Wild Pitches	.73 in 1964
Fewest Wild Pitches	.26 in 1972
Most Balks	.38 in 1988
Fewest Balks	.1 in 1961, 66, 69 and 2004
Most Pick-offs	.29 in 1979 and 85
Most Complete Games	.58 in 1963 and 67
Fewest Complete Games	.1 in 2006 and 13
Cons. Complete Games	.7 in 1962
Most Consecutive Games without a CG	.121 in 2006
Most Relievers Used	.511 in 2013
Fewest Relievers Used	.163 in 1975
Most Shutouts Won	.18 in 1967 and 73
Fewest Shutouts Won	.3 in 1993
Most Shutouts Lost	.14 in 1964, 72, 90 and 2006
Fewest Shutouts Lost	.3 in 1965
Consecutive Shutout Innings Pitched	.32.0 in 2004
Most 1-0 Games Won	.5 in 1966
Most 1-0 Games Lost	.5 in 1974

## FIELDING

Most Errors	174 in 1961
Fewest Errors	.74 in 2002
Most Consecutive Errorless Games	12 in 2002
Most Passed Balls	.21 in 1987 and 93
Fewest Passed Balls	4 in 1984, 2001 and 08
Most Doubleplays	203 in 1979
Fewest Doubleplays	114 in 2003
Most Consecutive Games with a DP	17 in 1979

Highest Fielding Percentage	.987 in 2002, 09 and 10
Lowest Fielding Percentage	.971 in 1961
Most Chances	.6509 in 1969
Fewest Chances	.5830 in 2002
Most Putouts	.4503 in 1969
Fewest Putouts	.4198 in 1972
Most Assists	.2007 in 1979
Fewest Assists	1422 in 2002



# TWINS ALL-TIME TOP TEN

## BATTING

### SINGLE SEASON

#### BATTING AVERAGE

.388+	Rod Carew.....	1977
<b>.365+</b>	<b>Joe Mauer.....</b>	<b>2009</b>
.364+	Rod Carew.....	1974
.359	Rod Carew.....	1975
.356	Kirby Puckett.....	1988
.350+	Rod Carew.....	1973
<b>.347+</b>	<b>Joe Mauer.....</b>	<b>2006</b>
.341	Chuck Knoblauch.....	1996
.341	Paul Molitor.....	1996
.339+	Kirby Puckett.....	1989

#### GAMES

164+	Cesar Tovar.....	1967
163	Harmon Killebrew.....	1967
163	Justin Morneau.....	2008
162	Harmon Killebrew.....	1966
162	Harmon Killebrew.....	1969
162**	Roy Smalley.....	1979
162**+	Gary Gaetti.....	1984
161	Tony Oliva.....	1964
161	Cesar Tovar.....	1970
161	Kirby Puckett.....	1985
161	Kirby Puckett.....	1986
161	Paul Molitor.....	1996

#### AT-BATS

691+	Kirby Puckett.....	1985
680	Kirby Puckett.....	1986
672*	Tony Oliva.....	1964
666*	Zoilo Versalles.....	1965
660	Paul Molitor.....	1996
659	Zoilo Versalles.....	1964
657	Cesar Tovar.....	1971
657+	Kirby Puckett.....	1988
650	Cesar Tovar.....	1970
649*	Cesar Tovar.....	1967

#### RUNS

140	Chuck Knoblauch.....	1996
128+	Rod Carew.....	1977
126+	Zoilo Versalles.....	1965
120	Cesar Tovar.....	1970
119	Kirby Puckett.....	1986
117	Chuck Knoblauch.....	1997
109*	Tony Oliva.....	1964
109	Kirby Puckett.....	1988
107	Tony Oliva.....	1965
107	Chuck Knoblauch.....	1995

#### HITS

239+	Rod Carew.....	1977
234+	Kirby Puckett.....	1988
225*	Paul Molitor.....	1996
223	Kirby Puckett.....	1986
218+	Rod Carew.....	1974
217+	Tony Oliva.....	1964
215+	Kirby Puckett.....	1989
210+	Kirby Puckett.....	1992
207**	Kirby Puckett.....	1987
204*	Tony Oliva.....	1970
204*	Cesar Tovar.....	1971

#### TOTAL BASES

374+	Tony Oliva.....	1964
365	Kirby Puckett.....	1986
358+	Kirby Puckett.....	1988
351	Rod Carew.....	1977
333	Kirby Puckett.....	1987
331	Justin Morneau.....	2006
328	Harmon Killebrew.....	1961
324	Harmon Killebrew.....	1969
323	Tony Oliva.....	1970
316	Harmon Killebrew.....	1964
316	Tony Oliva.....	1969

### CAREER

#### BATTING AVERAGE

.334	Rod Carew.....	1967-78
<b>.323</b>	<b>Joe Mauer.....</b>	<b>2004-13</b>
.318	Kirby Puckett.....	1984-95
.309	Shane Mack.....	1990-94
.306	Brian Harper.....	1988-93
.304	Tony Oliva.....	1962-76
.304	Chuck Knoblauch.....	1991-97
.286	Larry Hisle.....	1973-77
.284	Denard Span.....	2008-12
.284	Steve Braun.....	1971-76
.284	Mickey Hatcher.....	1981-86

#### GAMES

1939	Harmon Killebrew.....	1961-74
1783	Kirby Puckett.....	1984-95
1747	Kent Hrbek.....	1981-94
1676	Tony Oliva.....	1962-76
1635	Rod Carew.....	1967-78
1361	Gary Gaetti.....	1981-90
1278	Justin Morneau.....	2003-13
1236	Bob Allison.....	1961-70
1234	Torii Hunter.....	1997-07
1219	Randy Bush.....	1982-93

#### AT-BATS

7244	Kirby Puckett.....	1984-95
6593	Harmon Killebrew.....	1961-74
6301	Tony Oliva.....	1962-76
6235	Rod Carew.....	1967-78
6192	Kent Hrbek.....	1981-94
4989	Gary Gaetti.....	1981-90
4749	Justin Morneau.....	2003-13
4492	Torii Hunter.....	1997-07
<b>4378</b>	<b>Joe Mauer.....</b>	<b>2004-13</b>
4148	Zoilo Versalles.....	1961-67

#### RUNS

1071	Kirby Puckett.....	1984-95
1047	Harmon Killebrew.....	1961-74
950	Rod Carew.....	1967-78
903	Kent Hrbek.....	1981-94
870	Tony Oliva.....	1962-76
713	Chuck Knoblauch.....	1991-97
<b>688</b>	<b>Joe Mauer.....</b>	<b>2004-13</b>
672	Torii Hunter.....	1997-07
669	Justin Morneau.....	2003-13
648	Bob Allison.....	1961-70

#### HITS

2304	Kirby Puckett.....	1984-95
2085	Rod Carew.....	1967-78
1917	Tony Oliva.....	1962-76
1749	Kent Hrbek.....	1981-94
1713	Harmon Killebrew.....	1961-74
<b>1414</b>	<b>Joe Mauer.....</b>	<b>2004-13</b>
1318	Justin Morneau.....	2003-13
1276	Gary Gaetti.....	1981-90
1218	Torii Hunter.....	1997-07
1197	Chuck Knoblauch.....	1991-97

#### TOTAL BASES

3453	Kirby Puckett.....	1984-95
3412	Harmon Killebrew.....	1961-74
3002	Tony Oliva.....	1962-76
2976	Kent Hrbek.....	1981-94
2792	Rod Carew.....	1967-78
2302	Justin Morneau.....	2003-13
2181	Gary Gaetti.....	1981-90
2105	Torii Hunter.....	1997-07
<b>2051</b>	<b>Joe Mauer.....</b>	<b>2004-13</b>
1881	Bob Allison.....	1961-70



# TWINS ALL-TIME TOP TEN

## BATTING

### SINGLE SEASON

#### DOUBLES

47	Justin Morneau	2008
46	Marty Cordova	1996
46	Delmon Young	2010
45**+	Zoilo Versalles	1965
45	Kirby Puckett	1989
45+	Chuck Knoblauch	1994
45	Torii Hunter	2007
44	Matt Lawton	2000
<b>43</b>	<b>Joe Mauer</b>	<b>2010</b>
43*	Tony Oliva	1964

#### TRIPLES

20+	Cristian Guzman	2000
16*	Rod Carew	1977
14*	Chuck Knoblauch	1996
14+	Cristian Guzman	2001
14+	Cristian Guzman	2003
13*	Zoilo Versalles	1963
13*	Cesar Tovar	1970
13	Kirby Puckett	1985
12**	Zoilo Versalles	1965
12	Rod Carew	1976
12	Lyman Bostock	1977

#### HOME RUNS

49+	Harmon Killebrew	1964
49+	Harmon Killebrew	1969
48*	Harmon Killebrew	1962
46	Harmon Killebrew	1961
45+	Harmon Killebrew	1963
44**+	Harmon Killebrew	1967
41	Harmon Killebrew	1970
39	Harmon Killebrew	1966
35	Bob Allison	1963
<b>35</b>	<b>Josh Willingham</b>	<b>2012</b>

#### RUNS BATTED IN

140+	Harmon Killebrew	1969
130	Justin Morneau	2006
129	Justin Morneau	2008
126*	Harmon Killebrew	1962
122	Harmon Killebrew	1961
121	Kirby Puckett	1988
119*	Harmon Killebrew	1971
119*	Larry Hisle	1977
113	Harmon Killebrew	1967
113	Harmon Killebrew	1970
113	Paul Molitor	1996

#### WALKS

145*	Harmon Killebrew	1969
131+	Harmon Killebrew	1967
128	Harmon Killebrew	1970
114+	Harmon Killebrew	1971
107	Harmon Killebrew	1961
106	Harmon Killebrew	1962
103	Bob Allison	1961
103+	Harmon Killebrew	1966
98	Chuck Knoblauch	1996
95	Chili Davis	1991

#### STRIKEOUTS

145+	Bob Darwin	1972
142	Carlos Gomez	2008
142+	Harmon Killebrew	1962
<b>141</b>	<b>Josh Willingham</b>	<b>2012</b>
137*	Bob Darwin	1973
135	Harmon Killebrew	1964
130	Rich Becker	1997
130	Michael Cuddyer	2006
129	Jacque Jones	2002
128	Larry Hisle	1973
<b>128</b>	<b>Josh Willingham</b>	<b>2013</b>

### CAREER

#### DOUBLES

414	Kirby Puckett	1984-95
329	Tony Oliva	1962-76
312	Kent Hrbek	1981-94
305	Rod Carew	1967-78
289	Justin Morneau	2003-13
<b>282</b>	<b>Joe Mauer</b>	<b>2004-13</b>
259	Torii Hunter	1997-07
252	Gary Gaetti	1981-90
239	Michael Cuddyer	2001-11
232	Harmon Killebrew	1961-74

#### TRIPLES

90	Rod Carew	1967-78
61	Cristian Guzman	1999-04
57	Kirby Puckett	1984-95
56	Zoilo Versalles	1961-67
51	Chuck Knoblauch	1991-97
48	Tony Oliva	1962-76
45	Cesar Tovar	1965-72
41	Bob Allison	1961-70
36	Denard Span	2008-12
35	Greg Gagne	1983-92
35	Michael Cuddyer	2001-11

#### HOME RUNS

475	Harmon Killebrew	1961-74
293	Kent Hrbek	1981-94
221	Justin Morneau	2003-13
220	Tony Oliva	1962-76
211	Bob Allison	1961-70
207	Kirby Puckett	1984-95
201	Gary Gaetti	1981-90
192	Torii Hunter	1997-07
163	Tom Brunansky	1982-88
141	Michael Cuddyer	2001-11

#### RUNS BATTED IN

1325	Harmon Killebrew	1961-74
1086	Kent Hrbek	1981-94
1085	Kirby Puckett	1984-95
947	Tony Oliva	1962-76
860	Justin Morneau	2003-13
758	Gary Gaetti	1981-90
733	Rod Carew	1967-78
711	Torii Hunter	1997-07
642	Bob Allison	1961-70
<b>634</b>	<b>Joe Mauer</b>	<b>2004-13</b>

#### WALKS

1321	Harmon Killebrew	1961-74
838	Kent Hrbek	1981-94
641	Bob Allison	1961-70
<b>616</b>	<b>Joe Mauer</b>	<b>2004-13</b>
613	Rod Carew	1967-78
549	Roy Smalley	1976-82, 85-87
513	Chuck Knoblauch	1991-97
501	Justin Morneau	2003-13
450	Kirby Puckett	1984-95
448	Tony Oliva	1962-76

#### STRIKEOUTS

1314	Harmon Killebrew	1961-74
965	Kirby Puckett	1984-95
877	Gary Gaetti	1981-90
870	Torii Hunter	1997-07
842	Bob Allison	1961-70
839	Justin Morneau	2003-13
805	Michael Cuddyer	2001-11
798	Kent Hrbek	1981-94
737	Jacque Jones	1999-05
716	Rod Carew	1967-78



# TWINS ALL-TIME TOP TEN

## BATTING

### SINGLE SEASON

#### STOLEN BASES

62	Chuck Knoblauch.....	1997
49	Rod Carew.....	1976
46	Chuck Knoblauch.....	1995
45	Cesar Tovar.....	1969
45	Chuck Knoblauch.....	1996
41	Rod Carew.....	1973
40	Ben Revere.....	2012
38	Rod Carew.....	1974
37	Otis Nixon.....	1998
35	3x, last Chuck Knoblauch.....	1994

### CAREER

#### STOLEN BASES

276	Chuck Knoblauch.....	1991-97
271	Rod Carew.....	1967-78
186	Cesar Tovar.....	1965-72
134	Kirby Puckett.....	1984-95
126	Torii Hunter.....	1997-07
116	Dan Gladden.....	1987-91
102	Cristian Guzman.....	1999-04
96	Matt Lawton.....	1995-01
92	Larry Hisle.....	1973-77
90	Denard Span.....	2008-12

## PITCHING

### SINGLE SEASON

#### WINS

25*	Jim Kaat.....	1966
24*	Jim Perry.....	1970
24+	Frank Viola.....	1988
21	Camilo Pascual.....	1963
21*	Mudcat Grant.....	1965
20*	10 players tied	
	(Goltz tied for league-lead in '77)	
	(S. Erickson tied for league-lead in '91)	

#### LOSSES

20+	Pedro Ramos.....	1961
19+	Scott Erickson.....	1993
18	Geoff Zahn.....	1980
18	Allan Anderson.....	1990
17	Jim Kaat.....	1961
17	Jim Perry.....	1971
17	Bert Blyleven.....	1972
17	Bert Blyleven.....	1973
17	Bert Blyleven.....	1974
17	Bert Blyleven.....	1988
17	Rich Robertson.....	1996

#### EARNED RUN AVERAGE

2.45*	Allan Anderson.....	1988
2.46	Camilo Pascual.....	1963
2.49	Dave Goltz.....	1978
2.52	Bert Blyleven.....	1973
2.53	Jim Merritt.....	1967
2.53	Dean Chance.....	1968
2.54	Jim Perry.....	1966
2.61*	Johan Santana.....	2004
2.62	Lee Stange.....	1963
2.62	Ray Corbin.....	1972

#### GAMES

90*	Mike Marshall.....	1979
83**	Eddie Guardado.....	1996
81	J.C. Romero.....	2002
79	Eddie Guardado.....	1998
79*	<b>Matt Guerrier.....</b>	<b>2009</b>
78*	Bill Campbell.....	1976
77	Mike Trombley.....	1998
77	Juan Rincon.....	2004
76	Bob Wells.....	1999 and 2000
76	<b>Matt Guerrier.....</b>	<b>2008</b>

#### GAMES STARTED

42+	Jim Kaat.....	1965
41+	Jim Kaat.....	1966
40*	Jim Perry.....	1970
40	Bert Blyleven.....	1973
39	Mudcat Grant.....	1965
39**	Dean Chance.....	1967
39	Dean Chance.....	1968
39	Jim Perry.....	1971
39	Dave Goltz.....	1977
38	Five players tied	

### CAREER

#### WINS

189	Jim Kaat.....	1961-73
149	Bert Blyleven.....	1970-76, 85-88
148	Brad Radke.....	1995-06
128	Jim Perry.....	1963-72
112	Frank Viola.....	1982-89
96	Dave Goltz.....	1972-79
93	Johan Santana.....	2000-07
88	Camilo Pascual.....	1961-66
75	Kevin Tapani.....	1989-95
67	Dave Boswell.....	1964-70

#### LOSSES

152	Jim Kaat.....	1961-73
139	Brad Radke.....	1995-06
138	Bert Blyleven.....	1970-76, 85-88
93	Frank Viola.....	1982-89
90	Jim Perry.....	1963-72
79	Dave Goltz.....	1972-79
65	Joe Mays.....	1999-05
63	Kevin Tapani.....	1989-95
60	Scott Erickson.....	1990-95
57	Three players tied	

#### EARNED RUN AVERAGE

2.67	Dean Chance.....	1967-69
3.03	Jim Merritt.....	1965-68
3.15	Jim Perry.....	1963-72
3.22	Johan Santana.....	2000-07
3.28	Bert Blyleven.....	1970-76, 85-88
3.28	Jim Kaat.....	1961-73
3.31	Camilo Pascual.....	1961-66
3.35	Dick Woodson.....	1969-70, 72-74
3.35	Mudcat Grant.....	1964-67
3.48	Dave Goltz.....	1972-79

#### GAMES

648	Eddie Guardado.....	1993-03, 2008
490	Rick Aguilera.....	1989-99
468	Jim Kaat.....	1961-73
460	Joe Nathan.....	2004-11
393	<b>Matt Guerrier.....</b>	<b>2004-10</b>
386	Juan Rincon.....	2001-08
378	Brad Radke.....	1995-06
376	Jesse Crain.....	2004-10
376	Jim Perry.....	1963-72
366	LaTroy Hawkins.....	1995-03

#### GAMES STARTED

422	Jim Kaat.....	1961-73
377	Brad Radke.....	1995-06
345	Bert Blyleven.....	1970-76, 85-88
259	Frank Viola.....	1982-89
249	Jim Perry.....	1963-72
215	Dave Goltz.....	1972-79
180	Kevin Tapani.....	1989-95
179	Camilo Pascual.....	1961-66
175	Johan Santana.....	2000-07
165	Eric Milton.....	1998-03



# TWINS ALL-TIME TOP TEN

## PITCHING

### SINGLE SEASON

#### COMPLETE GAMES

25	Bert Blyleven	1973
20	Bert Blyleven	1975
19*	Jim Kaat	1966
19	Bert Blyleven	1974
19	Dave Goltz	1977
18*	Camilo Pascual	1962
18*	Camilo Pascual	1963
18*	Dean Chance	1967
17	Bert Blyleven	1971
16	Two players tied	

#### SHUTOUTS

9+	Bert Blyleven	1973
8**+	Camilo Pascual	1961
6*	Mudcat Grant	1965
6	Dean Chance	1968
5**+	Jim Kaat	1962
5**+	Camilo Pascual	1962
5	Dean Chance	1967
5	Bert Blyleven	1971
5	Geoff Zahn	1980
4	Five players tied	

#### SAVES

47	Joe Nathan	2009
45*	Eddie Guardado	2002
44	Joe Nathan	2004
43	Joe Nathan	2005
42	Jeff Reardon	1988
42	Rick Aguilera	1991
41	Rick Aguilera	1992
41	Eddie Guardado	2003
39	Joe Nathan	2008
38	Rick Aguilera	1998

#### INNINGS PITCHED

325.0	Bert Blyleven	1973
304.2*	Jim Kaat	1966
303.0	Dave Goltz	1977
292.0	Dean Chance	1968
287.1	Bert Blyleven	1972
283.2*	Dean Chance	1967
281.0	Bert Blyleven	1974
278.2	Jim Perry	1970
278.1	Bert Blyleven	1971
275.2	Bert Blyleven	1975

#### WALKS

127	Jim Hughes	1975
116*	Rich Robertson	1996
107	Dave Boswell	1967
102	Jim Perry	1971
101	Dick Woodson	1972
101	Bert Blyleven	1987
100	Camilo Pascual	1961
99	Dave Boswell	1969
98	Camilo Pascual	1964
97	Two players tied	

#### STRIKEOUTS

265*	Johan Santana	2004
258	Bert Blyleven	1973
249	Bert Blyleven	1974
245+	Johan Santana	2006
238+	Johan Santana	2005
235	Johan Santana	2007
234	Dean Chance	1968
233	Bert Blyleven	1975
228	Bert Blyleven	1972
224	Bert Blyleven	1971

### CAREER

#### COMPLETE GAMES

141	Bert Blyleven	1970-76, 85-88
133	Jim Kaat	1961-73
80	Dave Goltz	1972-79
72	Camilo Pascual	1961-66
61	Jim Perry	1963-72
54	Frank Viola	1982-89
37	Dave Boswell	1964-70
37	Brad Radke	1995-06
36	Mudcat Grant	1964-67
36	Geoff Zahn	1977-80

#### SHUTOUTS

29	Bert Blyleven	1970-76, 85-88
23	Jim Kaat	1961-73
18	Camilo Pascual	1961-66
17	Jim Perry	1963-72
11	Dean Chance	1967-69
11	Dave Goltz	1972-79
10	Mudcat Grant	1964-67
10	Frank Viola	1982-89
10	Brad Radke	1995-06
7	Geoff Zahn	1977-80
7	Scott Erickson	1990-95

#### SAVES

260	Joe Nathan	2004-09
254	Rick Aguilera	1989-98
116	Eddie Guardado	1993-03, 2008
108	Ron Davis	1982-86
104	Jeff Reardon	1987-89
88	Al Worthington	1964-69
76	Ron Perranoski	1968-71
54	Glen Perkins	2006-13
54	Mike Marshall	1978-80
51	Bill Campbell	1973-76

#### INNINGS PITCHED

2959.1	Jim Kaat	1961-73
2566.2	Bert Blyleven	1970-76, 85-88
2451.0	Brad Radke	1995-06
1883.1	Jim Perry	1963-72
1772.2	Frank Viola	1982-89
1638.0	Dave Goltz	1972-79
1308.2	Johan Santana	2000-07
1284.2	Camilo Pascual	1961-66
1171.1	Kevin Tapani	1989-95
1036.1	Dave Boswell	1964-70

#### WALKS

694	Jim Kaat	1961-73
674	Bert Blyleven	1970-76, 85-88
541	Jim Perry	1963-72
521	Frank Viola	1982-89
493	Dave Goltz	1972-79
460	Dave Boswell	1964-70
445	Brad Radke	1995-06
431	Camilo Pascual	1961-66
367	Scott Erickson	1990-95
364	Johan Santana	2000-07

#### STRIKEOUTS

2035	Bert Blyleven	1970-76, 85-88
1824	Jim Kaat	1961-73
1467	Brad Radke	1995-06
1381	Johan Santana	2000-07
1214	Frank Viola	1982-89
1025	Jim Perry	1963-72
994	Camilo Pascual	1961-66
887	Dave Goltz	1972-79
865	Dave Boswell	1964-70
788	Francisco Liriano	2005-12

HISTORY RECORDS  
2014  
ASG



# TWINS ALL-TIME TOP TEN

## PITCHING

### SINGLE SEASON

#### HOME RUNS ALLOWED

50+	Bert Blyleven	1986
46	Bert Blyleven	1987
40**+	Brad Radke	1996
39+	Pedro Ramos	1961
39+	Jim Perry	1971
38+	Carlos Silva	2006
37	Frank Viola	1986
35+	Mike Smithson	1984
35	Eric Milton	2000
35	Eric Milton	2001

#### WIN PERCENTAGE

.800+	Francisco Liriano (12-3)	2006
.800+	Johan Santana (12-3)	2003
.774+	Frank Viola (24-7)	1988
.773*	Bill Campbell (17-5)	1976
.769	Jim Perry (20-6)	1969
.769	Johan Santana (20-6)	2004
.769	Kevin Slowey (10-3)	2009
.760	Johan Santana (19-6)	2006
.750*	Mudcat Grant (21-7)	1965
<b>.750</b>	<b>Glen Perkins (12-4)</b>	<b>2008</b>

### CAREER

#### HOME RUNS ALLOWED

326	Brad Radke	1995-06
270	Jim Kaat	1961-73
243	Bert Blyleven	1970-76, 85-88
213	Frank Viola	1982-89
166	Jim Perry	1963-72
149	Eric Milton	1998-03
144	Johan Santana	2000-07
128	Kyle Lohse	2001-06
127	Joe Mays	1999-05
123	Camilo Pascual	1961-66
123	Scott Baker	2005-12

#### WIN PERCENTAGE

.717	Juan Berenguer (33-13)	1987-90
.679	Johan Santana (93-44)	2000-07
.611	Jesse Crain (33-21)	2004-10
.607	Camilo Pascual (88-57)	1961-66
.604	Bill Campbell (32-21)	1973-76
.588	Mudcat Grant (50-35)	1964-67
.587	Jim Perry (128-90)	1963-72
.574	Kevin Slowey (39-29)	2007-11
.568	Scott Baker (63-48)	2005-12
.554	Dave Boswell (67-54)	1964-70
.554	Jim Kaat (189-152)	1961-73

+ led major leagues ; \* led league; \*\* tied for league lead

**BOLD** indicates player still active with Twins

**NOTE:** Career batting based on 2000 at-bats; season batting and pitching records based on qualifying players; career pitching records based on 500 innings pitched; career win percentage determined by at least 30 wins

## TWINS ALL-TIME .300 HITTERS BY YEAR

(minimum 502 plate appearances)

YEAR	PLAYER	AVERAGE	YEAR	PLAYER	AVERAGE	YEAR	PLAYER	AVERAGE
1961	Earl Battey	.302	1979	Ken Landreaux	.305	1997	Paul Molitor	.305
1962	—		1980	John Castino	.302	1998	Todd Walker	.316
1963	Rich Rollins	.307	1981	—		1999	—	
1964	Tony Oliva	*.323	1982	Kent Hrbek	.301	2000	Matt Lawton	.305
1965	Tony Oliva	*.321	1983	—			Corey Koskie	.300
1966	Tony Oliva	.307	1984	Kent Hrbek	.311	2001	Doug Mientkiewicz	.306
1967	—			Mickey Hatcher	.302		Cristian Guzman	.302
1968	—		1985	—		2002	Jacque Jones	.300
1969	Rod Carew	*.332	1986	Kirby Puckett	.328	2003	A.J. Pierzynski	.312
	Tony Oliva	.309	1987	Kirby Puckett	.332		Jacque Jones	.304
1970	Tony Oliva	.325	1988	Kirby Puckett	.356		Doug Mientkiewicz	.300
	Cesar Tovar	.300		Kent Hrbek	.312	2004	—	
1971	Tony Oliva	*.337		Gary Gaetti	.301	2005	—	
	Cesar Tovar	.311	1989	Kirby Puckett	*.339	2006	Joe Mauer	+.347
	Rod Carew	.307	1990	—			Justin Morneau	.321
1972	Rod Carew	*.318	1991	Kirby Puckett	.319	2007	—	
1973	Rod Carew	*.350	1992	Kirby Puckett	.329	2008	Joe Mauer	*.328
1974	Rod Carew	*.364		Shane Mack	.315		Justin Morneau	.300
1975	Rod Carew	*.359		Brian Harper	.307	2009	Joe Mauer	+.365
	Steve Braun	.302	1993	Brian Harper	.304		Denard Span	.311
1976	Rod Carew	.331	1994	Kirby Puckett	.317		Jason Kubel	.300
	Lyman Bostock	.323		Chuck Knoblauch	.312	2010	Joe Mauer	.327
1977	Rod Carew	*.388	1995	Chuck Knoblauch	.333	2011	—	
	Lyman Bostock	.336		Kirby Puckett	.314	2012	Joe Mauer	.319
	Larry Hisle	.302	1996	Chuck Knoblauch	.341	2013	Joe Mauer	.324
1978	Rod Carew	*.333		Paul Molitor	.341			
				Marty Cordova	.309			

(\* — league-leadership, + — major league leadership)



# TWINS ROOKIE ALL-TIME TOP TEN

## BATTING

BATTING AVERAGE		
.323*	Tony Oliva .....	1964
.301	Kent Hrbek .....	1982
.298	Rich Rollins .....	1962
.296	Kirby Puckett .....	1984
.294	Denard Span .....	2008
.292	Rod Carew .....	1967
.285	John Castino .....	1979
.282	Lyman Bostock .....	1975
.281	Chuck Knoblauch .....	1991
.280	Zoilo Versalles .....	1961

AT-BATS		
672	Tony Oliva .....	1964
624	Rich Rollins .....	1962
573	Bernie Allen .....	1962
568	Tim Teufel .....	1984
565	Chuck Knoblauch .....	1991
563	Luis Rivas .....	2001
557	Kirby Puckett .....	1984
534	Butch Wynegar .....	1976
532	Kent Hrbek .....	1982
514	Rod Carew .....	1967

HITS		
217*	Tony Oliva .....	1964
186	Rich Rollins .....	1962
165	Kirby Puckett .....	1984
160	Kent Hrbek .....	1982
159	Chuck Knoblauch .....	1991
154	Bernie Allen .....	1962
150	Rod Carew .....	1967
150	Luis Rivas .....	2001
149	Tim Teufel .....	1984
143	Zoilo Versalles .....	1961

HOME RUNS		
33	Jimmie Hall .....	1963
32	Tony Oliva .....	1964
25	Gary Gaetti .....	1982
24	Marty Cordova .....	1995
23	Kent Hrbek .....	1982
22	Bobby Darwin .....	1972
20	Tom Brunansky .....	1982
16	Rich Rollins .....	1962
15	Dan Ford .....	1975
14	Tim Teufel .....	1984
14	Oswaldo Arcia .....	2013

WALKS		
79	Butch Wynegar .....	1976
76	Tim Teufel .....	1984
75	Rich Rollins .....	1962
71	Tom Brunansky .....	1982
63	Jimmie Hall .....	1963
62	Bernie Allen .....	1962
59	Chuck Knoblauch .....	1991
54	Kent Hrbek .....	1982
54	Bobby Mitchell .....	1982
52	Marty Cordova .....	1995
52	Bobby Kielty .....	2002
52	Steve Lombardozzi .....	1986

GAMES		
161	Tony Oliva .....	1964
159	Bernie Allen .....	1962
159	Rich Rollins .....	1962
157	Tim Teufel .....	1984
156	Jimmie Hall .....	1963
156	Steve Lombardozzi .....	1986
153	Bobby Randall .....	1976
153	Luis Rivas .....	2001
151	Chuck Knoblauch .....	1991
149	Butch Wynegar .....	1976

RUNS		
109*	Tony Oliva .....	1964
96	Rich Rollins .....	1962
88	Jimmie Hall .....	1963
82	Kent Hrbek .....	1982
81	Marty Cordova .....	1995
79	Bernie Allen .....	1962
78	Chuck Knoblauch .....	1991
77	Tom Brunansky .....	1982
76	Tim Teufel .....	1984
72	Dan Ford .....	1975

DOUBLES		
43*	Tony Oliva .....	1964
30	Tom Brunansky .....	1982
30	Tim Teufel .....	1984
27	Bernie Allen .....	1962
27	Marty Cordova .....	1995
25	Gary Gaetti .....	1982
25	Zoilo Versalles .....	1961
24	Jacque Jones .....	1999
24	Chuck Knoblauch .....	1991
23	Two players tied	

RUNS BATTED IN		
96	Rich Rollins .....	1962
94	Tony Oliva .....	1964
92	Kent Hrbek .....	1982
84	Gary Gaetti .....	1982
84	Marty Cordova .....	1995
80	Jimmie Hall .....	1963
80	Bobby Darwin .....	1972
69	Butch Wynegar .....	1976
64	Bernie Allen .....	1962
61	Tim Teufel .....	1984

STOLEN BASES		
34	Ben Revere .....	2011
31	Luis Rivas .....	2001
25	Willie Norwood .....	1978
25	Chuck Knoblauch .....	1991
21	Darin Mastroianni .....	2012
20	Marty Cordova .....	1995
18	Denard Span .....	2008
16	Cesar Tovar .....	1966
16	Zoilo Versalles .....	1961
14	Kirby Puckett .....	1984
14	Chad Allen .....	1999

NOTE: Batting average based on at-least 400 plate appearances

\*- Led all American League hitters

## DID YOU Know?

...that in 1964 outfielder Tony Oliva earned American League Rookie of the Year honors with a .323 batting average. At the time, it was the highest league-leading average by a rookie in A.L. history. Since then, just four players have posted higher averages for an American League rookie, Fred Lynn (.331) in 1975, Kevin Seitzer (.323) in 1987, Ichiro Suzuki (.350) in 2001 and Mike Trout (.326) in 2012.



# TWINS ROOKIE ALL-TIME TOP TEN

## PITCHING

### WINS

16	Jim Hughes	1975
14	Roger Erickson	1978
12	Kevin Tapani	1990
12	Mark Redman	2000
12	Jesse Crain	2005
12	Francisco Liriano	2006
12	<b>Glen Perkins</b>	<b>2008</b>
12	<b>Scott Diamond</b>	<b>2012</b>
11	Paul Thormodsgard	1977
11	Nick Blackburn	2008
11	Brad Radke	1995

### LOSSES

15	Paul Thormodsgard	1977
14	Jim Hughes	1975
14	Brad Radke	1995
14	Eric Milton	1998
13	Roger Erickson	1978
13	Terry Felton	1982
12	Rick Lysander	1983
11	Ray Corbin	1971
11	Joe Mays	1999
11	Nick Blackburn	2008

### EARNED RUN AVERAGE\*

1.98	Doug Corbett	1980
2.16	Garry Roggenburk	1963
2.16	Francisco Liriano	2006
2.34	Jose Mijares	2009
2.67	Dave Goltz	1972
2.71	Jesse Crain	2005
2.87	Scott Erickson	1990
2.92	Pete Cimino	1966
3.14	Bill Campbell	1973
3.16	Tony Fiore	2002

### GAMES

75	Jesse Crain	2005
73	Doug Corbett	1980
71	Jose Mijares	2009
61	Rick Lysander	1983
60	Len Whitehouse	1983
60	Gary Wayne	1989
52	Ray Corbin	1971
49	Dan Naulty	1996
49	Joe Mays	1999
48	Two players tied	

### COMPLETE GAMES

14	Roger Erickson	1978
12	Jim Hughes	1975
8	Paul Thormodsgard	1977
6	Gary Serum	1978
5	Tom Hall	1969
5	Bert Blyleven	1970
4	Vic Albury	1974
3	Joe Bonikowski	1962
3	Al Williams	1980
3	Frank Viola	1982

### GAMES STARTED

37	Paul Thormodsgard	1977
37	Roger Erickson	1978
34	Jim Hughes	1975
33	Nick Blackburn	2008
32	Eric Milton	1998
28	Kevin Tapani	1990
28	Brad Radke	1995
27	<b>Scott Diamond</b>	<b>2012</b>
26	<b>Glen Perkins</b>	<b>2008</b>
26	Les Straker	1987

### SAVES

23	Doug Corbett	1980
7	Bill Campbell	1973
4	Garry Roggenburk	1963
4	Pete Cimino	1966
4	Dan Naulty	1996
3	Lee Stange	1962
3	Ray Corbin	1971
3	Jim Strickland	1972
3	Tom Johnson	1975
3	Terry Felton	1982
3	Rick Lysander	1983

### INNINGS PITCHED

265.2	Roger Erickson	1978
249.2	Jim Hughes	1975
218.0	Paul Thormodsgard	1977
193.1	Nick Blackburn	2008
184.1	Gary Serum	1978
181.0	Brad Radke	1995
<b>173.0</b>	<b>Scott Diamond</b>	<b>2012</b>
172.1	Eric Milton	1998
171.0	Joe Mays	1999
164.0	Vic Albury	1974

### WALKS

127	Jim Hughes	1975
80	Vic Albury	1974
79	Roger Erickson	1978
76	Terry Felton	1982
70	Ray Corbin	1971
70	Eric Milton	1998
67	Joe Mays	1999
65	Paul Thormodsgard	1977
63	Pete Redfern	1976
59	Les Straker	1987

### STRIKEOUTS

144	Francisco Liriano	2006
135	Bert Blyleven	1970
130	Jim Hughes	1975
121	Roger Erickson	1978
117	Mark Redman	2000
115	Joe Mays	1999
107	Eric Milton	1998
101	Kevin Tapani	1990
96	Gerry Arrigo	1964
96	Nick Blackburn	2008

\* - Earned run average based on at-least 50 innings pitched

## DID YOU Know?

...that the Twins best homestand ever took place during the 1991 season. The team went 10-0 from June 3-13 against Baltimore (3-0), Cleveland (4-0) and New York (3-0). The franchise's best road trip resulted in 7 wins in 8 tries, accomplished twice. The first was a New York, Milwaukee and Boston trip, April 28 to May 7, 1972 and the second coming 30 years later on a Cleveland, Detroit and Chicago trip from July 17-July 24, 2002. The Twins have had two trips over the years on which they've won 10 games, however. They were 10-7 between July 23 and August 8, 1963 and 10-6 from August 14-27, 1967.



# TWINS MONTHLY RECORDS

	MARCH	APRIL	MAY	JUNE	JULY	AUGUST	SEPTEMBER	OCTOBER
1961	—	9-6	10-18	10-21	16-11	12-18	13-15	0-1
1962	—	9-9	18-12	15-15	15-11	19-13	15-11	—
1963	—	9-10	14-12	20-10	14-17	18-10	16-11	—
1964	—	7-6	17-13	15-16	11-18	16-13	12-14	1-3
1965	—	8-3	19-12	16-13	22-9	19-13	17-9	1-1
1966	—	4-6	16-15	15-17	16-14	21-11	16-9	1-1
1967	—	5-10	15-12	16-12	17-13	21-11	17-12	0-1
1968	—	11-6	13-15	14-14	10-19	18-17	13-12	—
1969	—	13-7	12-12	16-14	23-7	15-12	17-12	1-1
1970	—	12-6	19-7	14-12	17-11	14-18	21-10	1-0
1971	—	9-12	16-12	13-15	9-17	13-15	14-15	—
1972	—	8-3	15-9	12-17	12-16	14-15	14-15	2-2
1973	—	9-8	16-11	14-14	14-17	11-19	17-12	—
1974	—	9-11	11-12	12-19	18-12	15-14	16-11	1-1
1975	—	6-10	17-9	10-20	12-21	18-10	13-13	—
1976	—	5-9	16-12	12-18	18-11	13-19	18-8	3-0
1977	—	13-9	16-8	13-15	17-14	16-13	7-18	2-0
1978	—	8-16	11-12	11-13	15-15	13-19	15-13	0-1
1979	—	13-7	14-12	12-15	16-14	14-16	13-16	—
1980	—	10-10	8-19	13-13	16-12	10-21	17-7	3-2
1981	—	6-12	8-20	3-7	—	9-13	14-14	1-2
1982	—	9-13	3-26	8-17	14-13	13-15	12-16	1-2
1983	—	11-11	11-17	9-18	12-15	14-15	12-15	1-1
1984	—	11-13	13-12	13-14	17-10	15-16	12-16	—
1985	—	11-9	10-16	12-13	13-15	12-16	16-14	3-2
1986	—	8-13	11-16	14-13	10-16	12-17	13-14	3-2
1987	—	12-9	14-14	17-11	13-14	13-15	16-11	0-3
1988	—	8-13	17-10	17-10	15-12	17-13	15-13	2-0
1989	—	10-12	13-15	17-12	11-14	17-12	12-16	0-1
1990	—	7-12	21-7	7-21	15-14	9-19	13-14	2-1
1991	—	9-11	14-14	22-6	16-10	17-12	15-10	2-4
1992	—	9-12	18-8	18-11	16-11	12-17	14-12	3-1
1993	—	8-14	12-13	12-15	11-16	13-17	14-14	1-2
1994	—	9-16	16-8	15-12	7-20	6-4	—	—
1995	—	2-3	8-20	7-19	13-14	12-16	14-15	0-1
1996	—	13-12	10-16	15-13	13-14	16-14	11-15	—
1997	—	11-15	12-16	12-13	13-14	8-20	12-16	—
1998	—	11-16	13-13	14-14	13-13	9-20	10-16	—
1999	—	9-14	9-18	11-15	15-11	12-16	7-21	0-2
2000	—	11-15	13-14	12-16	12-15	11-14	10-18	0-1
2001	—	18-6	16-11	14-14	12-15	11-18	10-11	4-2
2002	—	16-11	15-13	15-12	19-7	15-14	14-10	—
2003	1-0	11-14	19-9	12-15	10-16	18-11	19-7	—
2004	—	15-7	12-16	14-12	17-10	15-13	17-11	2-1
2005	—	15-8	14-13	13-13	12-16	16-13	11-16	2-0
2006	—	9-15	15-13	19-7	18-8	16-12	18-11	1-0
2007	—	14-11	13-14	15-12	13-14	13-16	11-16	—
2008	1-0	12-14	15-13	17-11	15-10	17-12	11-15	—
2009	—	11-11	14-16	15-12	12-12	14-14	16-11	5-0
2010	—	15-8	16-12	12-15	15-11	18-10	17-10	1-2
2011	—	9-17	8-19	17-9	16-13	7-21	6-20	—
2012	—	6-16	12-16	14-13	12-14	9-19	13-15	0-3
2013	—	11-12	12-17	13-13	9-17	13-17	8-20	—
Won	2	524	720	718	737	739	714	50
Lost	0	559	719	731	703	788	696	47
Pct.	1.000	.484	.500	.496	.512	.484	.506	.510

HISTORY/RECORDS  
2014  
ASG

## DID YOU Know?

...that on 22 occasions, Twins catchers and pitchers have combined to nab three would-be base stealers in a game, but only once, on May 29, 1982, have they ever nailed four runners in one game. Ken Griffey, Graig Nettles, Bobby Murcer, and Willie Randolph were caught by Twins catcher Sal Butera that day; Nettles and Murcer as part of a Twins triple play.



# TWINS RECORD BY DATE

## MARCH (2-0) / APRIL (524-559)

	31 2-0	1 3-4	2 3-4	3 8-4	4 4-8	5 12-9
6 14-14	7 16-12	8 16-14	9 15-24	10 20-20	11* 20-19	12 23-17
13 13-28	14 24-19	15 16-27	16 23-19	17 19-24	18 23-23	19 19-22
20 22-21	21 26-17	22 23-22	23 15-24	24 19-25	25 25-22	26 21-21
27 25-20	28 16-30	29* 19-24	30 23-21			

## MAY (720-719)

				1 25-19	2 21-19	3 20-25
4 25-22	5 22-20	6 22-24	7 25-21	8 26-22	9 25-20	10 20-24
11 15-27	12 27-17	13 24-20	14 22-27	15 23-26	16 20-26	17 26-22
18 25-19	19 28-25	20 19-30	21 19-30	22 22-25	23 17-26	24 21-23
25 27-23	26 25-21	27 25-23	28 29-19	29 24-22	30 27-25	31 24-27

## JUNE (718-731)

1 20-26	2 21-28	3 21-24	4 24-24	5 18-29	6 29-18	7 25-21
8 27-23	9 19-30	10 24-25	11 22-22	12 25-21	13 21-26	14 30-19
15 23-25	16 27-22	17 22-28	18 24-21	19 24-22	20 23-26	21* 16-32
22* 22-28	23 26-23	24 32-23	25 20-28	26 33-17	27 24-30	28 28-21
29 22-28	30 29-19					

## JULY (737-703)

		1 29-21	2 28-25	3 28-24	4 28-31	5 30-21
6 23-23	7 17-34	8 18-25	9 17-23	10 19-16	11 21-16	12 14-17
13 20-15	14 17-20	15 22-20	16 18-26	17 24-24	18 22-29	19 29-25
20 25-22	21 32-20	22 24-23	23 23-27	24 25-23	25* 28-19	26 28-21
27 30-19	28 30-22	29 21-25	30 25-23	31 22-24		

## AUGUST (739-788)

1 24-26	2 21-30	3 32-17	4 26-28	5 21-32	6 25-26	7 24-30
8 28-21	9 21-24	10 22-26	11 21-27	12 26-25	13 24-26	14 22-27
15 32-22	16 22-21	17 23-25	18 23-27	19 26-27	20 22-29	21 20-23
22* 21-25	23 22-31	24 25-24	25 23-24	26 22-26	27 26-25	28 21-24
29 26-26	30 18-26	31 30-17				

## SEPTEMBER (714-696) / OCTOBER (50-47)

			1 29-21	2 28-22	3 27-24	4 22-28
5* 21-26	6 21-27	7 29-19	8 21-25	9 28-20	10 28-22	11 27-22
12 15-31	13 23-23	14 24-25	15 26-24	16 29-17	17 23-23	18 25-26
19 23-23	20 26-19	21 23-27	22 29-17	23 28-14	24 22-20	25 26-25
26 17-25	27 18-28	28 21-26	29 17-26	30 17-22	1 14-15	2 16-12
3* 8-11	4 5-6	5 3-2	6 3-1	7 1-0		

\* denotes a tie is excluded



# TWINS HOME & ROAD RECORDS

HOME				ROAD				
WON	LOST	TIED	PCT.	YEAR	PCT.	WON	LOST	TIED
36	44	1	.450	1961	.425	34	46	0
45	36	1	.556	1962	.568	46	35	0
48	33	0	.593	1963	.538	43	37	0
40	41	1	.494	1964	.481	39	42	0
51	30	0	.630	1965	.630	51	30	0
49	32	0	.605	1966	.494	40	41	0
52	29	0	.642	1967	.481	39	42	2
41	40	0	.506	1968	.469	38	43	0
57	24	0	.704	1969	.494	40	41	0
51	30	0	.630	1970	.580	47	34	0
37	42	0	.468	1971	.457	37	44	0
42	32	0	.568	1972	.438	35	45	0
37	44	0	.457	1973	.543	44	37	0
48	33	1	.593	1974	.420	34	47	0
39	43	0	.476	1975	.481	37	40	0
44	37	0	.543	1976	.506	41	40	0
48	32	0	.600	1977	.444	36	45	0
38	43	0	.469	1978	.432	35	46	0
39	42	0	.481	1979	.531	43	38	0
44	36	0	.550	1980	.407	33	48	0
24	36	1	.400	1981	.347	17	32	0
37	44	0	.457	1982	.284	23	58	0
37	44	0	.457	1983	.407	33	48	0
47	34	0	.580	1984	.420	34	47	0
49	35	0	.583	1985	.359	28	50	0
43	38	0	.531	1986	.346	28	53	0
56	25	0	.691	1987	.358	29	52	0
47	34	0	.580	1988	.543	44	37	0
45	36	0	.556	1989	.432	35	46	0
41	40	0	.506	1990	.407	33	48	0
51	30	0	.630	1991	.543	44	37	0
48	33	0	.593	1992	.519	42	39	0
36	45	0	.444	1993	.432	35	46	0
32	27	0	.542	1994	.389	21	33	0
29	43	0	.403	1995	.375	27	45	0
39	43	0	.476	1996	.488	39	41	0
35	46	0	.432	1997	.407	33	48	0
35	46	0	.432	1998	.432	35	46	0
31	50	0	.383	1999	.405	32	47	1
36	45	0	.444	2000	.407	33	48	0
47	34	0	.580	2001	.469	38	43	0
54	27	0	.667	2002	.500	40	40	0
48	33	0	.593	2003	.519	42	39	0
49	32	0	.605	2004	.531	43	38	0
45	36	0	.556	2005	.469	38	43	0
54	27	0	.667	2006	.519	42	39	0
41	40	0	.506	2007	.469	38	43	0
53	28	0	.654	2008	.427	35	47	0
49	33	0	.598	2009	.469	38	43	0
53	28	0	.654	2010	.506	41	40	0
33	48	0	.407	2011	.370	30	51	0
31	50	0	.383	2012	.432	35	46	0
32	49	0	.395	2013	.420	34	47	0
2,273	1,962	5	.537	TOTALS	.458	1,931	2,281	3

HISTORY RECORDS  
2014  
ASG

## TWINS LONGEST HIT-LESS STREAKS

PLAYER	AT-BATS	DATES	PLAYER	AT-BATS	DATES
Dean Chance, p.....	53	April 9-July 28, 1967	Randy Bush, of.....	30	August 16-September 4, 1984
Butch Wynegar, c.....	39	September 4-24, 1978	Greg Gagne, ss.....	30	August 30-September 12, 1987
Jerry Zimmerman, c.....	37	May 25-June 11, 1967	Zoilo Versalles, ss.....	29	August 24-September 10, 1966
Dick Stigman, p.....	35	August 12, 1962-April 23, 1963	Marty Cordova, of.....	29	August 31-September 12, 1998
Charlie Manuel, of.....	35	July 20-September 28, 1969	Larry Hisle, of.....	28	May 29-June 9, 1973
Bobby Mitchell, of.....	33	April 25-May 11, 1982	Roy Smalley, ss.....	28	August 26-September 6, 1977
Gene Larkin, 1b.....	33	September 16-29, 1988	Danny Valencia, if.....	28	May 1-July 28, 2012
Greg Gagne, ss.....	32	June 19-July 4, 1991	Rich Becker, of.....	27	April 6-30, 1996
Bob Miller, p.....	31	May 9-September 28, 1969	Pedro Munoz, of.....	27	July 28-August 13, 1993
Steve Lombardozzi, 2b.....	31	August 24-September 25, 1988	Michael Ryan, of.....	27	July 17-August 13, 2005
Glenn Adams, of.....	30	April 11-25, 1978	Denard Span, of.....	27	June 6-August 13, 2011



# TWINS CAREER BATTING

(1,500-OR-MORE AT-BATS)

PLAYER	YEARS	AVG	G	AB	R	H	2B	3B	HR	RBI	BB	SO
Bernie Allen	1962-66	.246	492	1595	195	392	75	10	32	163	165	212
Bob Allison	1961-70	.254	1236	3926	648	999	167	41	211	642	641	842
Earl Battey	1961-67	.278	853	2762	297	768	115	10	76	350	328	315
Steve Braun	1971-76	.284	751	2429	333	689	103	14	35	273	356	285
Tom Brunansky	1982-88	.250	916	3313	450	829	154	13	163	469	394	589
Steve Brye	1970-76	.261	537	1641	194	428	76	10	22	156	117	227
Randy Bush	1982-93	.251	1219	3045	388	763	154	26	96	409	348	505
Leo Cardenas	1969-71	.263	473	1720	193	453	83	12	39	210	159	266
Rod Carew	1967-78	.334	1635	6235	950	2085	305	90	74	733	613	716
Alexi Casilla	2006-12	.250	515	1580	210	395	72	14	11	147	121	225
John Castino	1979-84	.278	666	2320	293	646	86	34	41	249	177	298
Ron Coomer	1995-00	.278	676	2397	283	667	121	7	77	364	132	317
Marty Cordova	1995-99	.277	628	2322	336	643	139	14	79	385	233	498
Mike Cuddage	1976-80	.266	555	1681	195	447	66	18	29	226	181	193
Michael Cuddyer	2001-11	.272	1139	4072	606	1106	239	35	141	580	411	805
Bobby Darwin	1972-75	.257	490	1817	210	467	59	11	70	282	139	453
Dan Ford	1975-78	.272	570	1999	303	543	106	25	57	287	155	364
Lew Ford	2003-07	.272	494	1514	228	412	80	10	32	172	147	236
Gary Gaetti	1981-90	.256	1361	4989	646	1276	252	25	201	758	358	877
Greg Gagne	1983-92	.249	1140	3386	452	844	183	35	69	335	188	676
Dan Gladden	1987-91	.268	645	2470	358	661	117	26	38	238	169	326
Lenny Green	1961-64	.268	485	1514	233	406	71	11	27	140	204	113
Cristian Guzman	1999-04	.266	841	3277	458	871	142	61	39	289	166	491
Jimmie Hall	1963-66	.269	573	1885	282	507	73	16	98	288	191	358
Brian Harper	1988-93	.306	730	2503	283	767	156	6	48	346	111	128
Mickey Hatcher	1981-86	.284	672	2366	256	671	127	15	26	260	109	158
Larry Hisle	1973-77	.286	662	2437	369	697	109	23	87	409	251	478
Denny Hocking	1993-03	.252	876	2204	273	556	109	17	25	215	188	412
Kent Hrbek	1981-94	.282	1747	6192	903	1749	312	18	293	1086	838	798
Torii Hunter	1997-07	.271	1234	4492	672	1218	259	26	192	711	319	870
Jacque Jones	1999-05	.279	976	3492	492	974	189	15	132	476	231	737
Harmon Killebrew	1961-74	.260	1939	6593	1047	1713	232	21	475	1325	1321	1314
Chuck Knoblauch	1991-97	.304	1013	3939	713	1197	210	51	43	391	513	453
Corey Koskie	1998-04	.280	816	2788	438	781	180	13	101	437	385	647
<b>Jason Kubel</b>	<b>2004-11</b>	<b>.271</b>	<b>753</b>	<b>2559</b>	<b>334</b>	<b>694</b>	<b>142</b>	<b>13</b>	<b>104</b>	<b>429</b>	<b>250</b>	<b>532</b>
Gene Larkin	1987-93	.266	758	2321	275	618	131	12	32	266	268	278
Tim Laudner	1981-89	.225	734	2038	221	458	97	5	77	263	190	553
Matt Lawton	1995-01	.277	771	2672	423	739	163	13	72	384	408	335
Shane Mack	1990-94	.309	633	2161	351	668	119	24	67	315	200	381
<b>Joe Mauer</b>	<b>2004-13</b>	<b>.323</b>	<b>1178</b>	<b>4378</b>	<b>688</b>	<b>1414</b>	<b>282</b>	<b>20</b>	<b>105</b>	<b>634</b>	<b>616</b>	<b>564</b>
Pat Meares	1993-98	.265	742	2464	304	653	120	21	41	303	95	432
Doug Mientkiewicz	1998-04	.275	643	2147	273	590	146	6	43	266	300	308
Don Mincher	1961-66	.244	590	1511	220	369	73	9	90	265	220	278
George Mitterwald	1966-73	.239	514	1578	156	377	53	4	50	176	141	391
Paul Molitor	1996-98	.312	422	1700	237	530	102	17	23	271	146	186
Justin Morneau	2003-13	.278	1278	4749	669	1318	289	16	221	860	501	839
Pedro Munoz	1990-95	.275	483	1587	186	436	70	8	61	234	91	387
Al Newman	1987-91	.231	618	1647	209	380	59	7	0	135	178	162
Tony Oliva	1962-76	.304	1676	6301	870	1917	329	48	220	947	448	645
Kirby Puckett	1984-95	.318	1783	7244	1071	2304	414	57	207	1085	450	965
Nick Punto	2004-10	.248	747	2365	311	587	102	21	12	194	271	440
Rich Reese	1964-73	.260	807	1918	238	498	72	17	50	241	151	253
Luis Rivas	2000-05	.262	565	1884	258	493	86	26	30	177	113	289
Rich Rollins	1961-68	.272	888	3048	395	830	117	20	71	369	253	382
Roy Smalley	1976-82, 85-87	.262	1148	3997	551	1046	184	21	110	485	549	606
Denard Span	2008-12	.284	589	2354	360	669	105	36	23	230	254	321
Danny Thompson	1970-76	.251	630	2022	177	508	67	11	14	181	107	216
Cesar Tovar	1965-72	.281	1090	4142	646	1164	193	45	38	319	299	307
Ted Uhlaender	1965-69	.262	543	1846	226	483	70	16	23	186	112	178
Zoilo Versalles	1961-67	.252	1065	4148	564	1046	188	56	86	401	251	606
Gary Ward	1979-83	.285	417	1543	216	439	80	20	51	219	115	260
Rob Wilfong	1977-82	.262	554	1591	210	417	59	15	22	152	135	224
Butch Wynegar	1976-82	.254	794	2746	325	697	112	9	37	325	358	259
Delmon Young	2008-11	.287	497	1845	233	530	106	7	47	273	93	333

— **bold** indicates player still active with Twins

## DID YOU *Know?*

...that Kirby Puckett became the ninth player in major league history to go 4-for-4 in his first big league 9-inning game on May 8, 1984 at California.



# TWINS CAREER PITCHING

## (400-OR-MORE INNINGS PITCHED)

PLAYER	YEARS	ERA	W	L	IP	H	R	ER	BB	SO
Rick Aguilera	1989-99	3.50	40	47	694.0	641	298	270	179	586
Allan Anderson	1986-91	4.11	49	54	818.2	901	424	374	211	339
Scott Baker	2005-12	4.15	63	48	958.0	987	456	442	224	770
Juan Berenguer	1987-90	3.70	33	13	418.1	355	182	172	213	379
Nick Blackburn	2007-12	4.85	43	55	818.2	1003	490	441	202	388
Bert Blyleven	1970-76, 85-88	3.28	149	138	2566.2	2369	1044	934	674	2035
Dave Boswell	1964-70	3.49	67	54	1036.1	823	443	402	460	865
John Butcher	1984-86	4.48	24	28	502.2	563	273	250	120	204
Bill Campbell	1973-76	3.13	32	21	460.2	417	178	160	183	322
Bobby Castillo	1982-84	3.98	23	24	402.1	378	194	178	169	220
Dean Chance	1967-69	2.67	41	34	664.0	544	244	197	166	504
Ray Corbin	1971-75	3.84	36	38	652.1	638	325	278	261	348
Joe Decker	1973-76	4.09	29	34	503.1	486	254	229	272	310
<b>Brian Duensing</b>	<b>2009-13</b>	<b>4.20</b>	<b>34</b>	<b>33</b>	<b>546.1</b>	<b>593</b>	<b>280</b>	<b>255</b>	<b>167</b>	<b>371</b>
Roger Erickson	1978-82	4.10	31	47	712.0	769	375	324	226	321
Scott Erickson	1990-95	4.22	61	60	979.1	1035	509	459	367	527
Dave Goltz	1972-79	3.48	96	79	1638.0	1654	729	634	493	887
Jim Grant	1964-67	3.35	50	35	780.2	783	340	291	163	377
Eddie Guardado	1993-03, 08	4.53	37	49	704.2	674	368	355	270	610
<b>Matt Guerrier</b>	<b>2004-10</b>	<b>3.38</b>	<b>19</b>	<b>25</b>	<b>472.0</b>	<b>440</b>	<b>192</b>	<b>177</b>	<b>147</b>	<b>310</b>
Mark Guthrie	1989-95	4.19	29	27	489.2	527	252	228	174	388
Tom Hall	1968-71	3.00	25	21	455.1	354	178	152	186	431
LaTroy Hawkins	1995-03	5.05	44	57	818.0	956	497	459	290	532
Jim Hughes	1974-77	4.30	25	30	441.1	443	241	211	205	226
Darrell Jackson	1978-82	4.38	20	27	411.0	425	219	200	186	229
Jim Kaat	1961-73	3.28	189	152	2959.1	2927	1295	1080	694	1824
Jerry Koosman	1979-81	3.77	39	35	601.1	618	276	252	186	361
Jack Kralick	1961-63	3.74	26	26	510.1	524	238	212	133	289
Francisco Liriano	2005-12	4.33	50	52	783.1	727	400	377	324	788
Kyle Lohse	2001-06	4.88	51	57	908.1	1025	522	493	289	561
Joe Mays	1999-05	4.85	48	65	946.1	1052	545	510	303	487
Jim Merritt	1965-68	3.03	37	41	686.2	583	260	231	135	527
Eric Milton	1998-03	4.76	57	51	987.1	1000	557	522	269	715
Joe Nathan	2004-11	2.16	24	13	463.1	309	118	111	134	561
Camilo Pascual	1961-66	3.31	88	57	1284.2	1130	541	472	431	994
Carl Pavano	2009-12	4.32	33	33	579.2	654	303	278	101	311
<b>Glen Perkins</b>	<b>2006-13</b>	<b>3.89</b>	<b>28</b>	<b>17</b>	<b>498.0</b>	<b>513</b>	<b>232</b>	<b>215</b>	<b>131</b>	<b>379</b>
Jim Perry	1963-72	3.15	128	90	1883.1	1711	736	659	541	1025
Brad Radke	1995-06	4.22	148	139	2451.0	2643	1233	1150	445	1467
Pete Redfern	1976-82	4.54	42	48	714.0	764	409	360	306	426
Juan Rincon	2001-08	3.69	30	26	441.0	414	208	181	182	412
Frank Rodriguez	1995-98	5.20	25	32	509.1	546	333	294	215	282
J.C. Romero	1999-05	4.35	25	20	407.2	395	215	197	209	336
Johan Santana	2000-07	3.22	93	44	1308.2	1068	500	468	364	1381
Ken Schrom	1983-85	4.34	29	31	494.0	516	262	238	180	203
Carlos Silva	2004-07	4.42	47	45	773.2	942	412	380	112	306
Kevin Slowey	2007-11	4.66	39	29	532.2	606	287	276	84	395
Mike Smithson	1984-87	4.46	47	48	816.0	870	446	404	227	438
Dick Stigman	1962-65	3.69	37	37	643.2	551	278	264	248	538
Kevin Tapani	1989-95	4.06	75	63	1171.1	1228	565	528	255	724
Mike Trombley	1992-02	4.53	30	34	645.2	668	353	325	244	528
Frank Viola	1982-89	3.86	112	93	1772.2	1775	842	760	521	1214
Al Williams	1980-84	4.24	35	38	642.2	670	330	303	227	262
Dick Woodson	1969-74	3.35	33	30	561.0	488	244	209	241	303
Al Worthington	1964-69	2.62	37	31	473.1	379	162	138	186	399
Geoff Zahn	1977-80	3.90	53	53	852.0	948	429	369	254	348

— **bold** indicates player still active with Twins

### PLAYERS WHO PLAYED ENTIRE CAREER WITH TWINS

(MINIMUM OF 10 YEARS PLAYED)

Bob Allison..... 1961-70  
 Randy Bush..... 1982-93  
 Kent Hrbek ..... 1981-94

Tony Oliva ..... 1962-76  
 Kirby Puckett..... 1984-95  
 Brad Radke ..... 1995-2006



# BATTING DATA – TWINS YEARLY LEADERS

	AVERAGE	HOME RUNS	RUNS-BATTED-IN
1961 — Battey	.302	Killebrew 46	Killebrew 122
1962 — Rollins	.298	Killebrew *48	Killebrew *126
1963 — Rollins	.307	Killebrew +45	Killebrew 96
1964 — Oliva	*.323	Killebrew +49	Killebrew 111
1965 — Oliva	*.321	Killebrew 25	Oliva 98
1966 — Oliva	.307	Killebrew 39	Killebrew 110
1967 — Carew	.292	Killebrew #44	Killebrew 113
1968 — Oliva	.289	Allison 22	Oliva 68
1969 — Carew	*.332	Killebrew +49	Killebrew +140
1970 — Oliva	.325	Killebrew 41	Killebrew 113
1971 — Oliva	*.337	Killebrew 28	Killebrew *119
1972 — Carew	*.318	Killebrew 26	Darwin 80
1973 — Carew	+.350	Darwin 18	Oliva 92
1974 — Carew	+.364	Darwin 25	Darwin 94
1975 — Carew	+.359	Ford 15	Carew 80
1976 — Carew	.331	Ford 20	Hisle 96
1977 — Carew	+.388	Hisle 28	Hisle *119
1978 — Carew	*.333	Smalley 19	Ford 82
1979 — Landreaux	.305	Smalley 24	Smalley 95
1980 — Castino	.302	Castino 13	Castino 64
1981 — Castino	.268	Smalley 7	Hatcher 37
1982 — Hrbek	.301	Ward 28	Hrbek 92
1983 — Hrbek	.297	Brunansky 28	Ward 88
1984 — Hrbek	.311	Brunansky 32	Hrbek 107
1985 — Puckett	.288	Brunansky 27	Hrbek 93
1986 — Puckett	.328	Gaetti 34	Gaetti 108
1987 — Puckett	.332	Hrbek 34	Gaetti 109
1988 — Puckett	.356	Gaetti 28	Puckett 121
1989 — Puckett	*.339	Hrbek 25	Puckett 85
1990 — Puckett	.298	Hrbek 22	Gaetti 85
1991 — Puckett	.319	Davis 29	Davis 93
1992 — Puckett	.329	Puckett 19	Puckett 110
1993 — Harper	.304	Hrbek 25	Puckett 89
1994 — Puckett	.317	Puckett 20	Puckett *112
1995 — Knoblauch	.333	Cordova 24	Puckett 99
1996 — Knoblauch and Molitor	.341	Cordova 16	Molitor 113
1997 — Molitor	.305	Cordova 15	Molitor 89
1998 — Walker	.316	Lawton 21	Lawton 77
1999 — Walker	.279	Coomer 16	Cordova 70
2000 — Lawton	.305	Jones 19	Lawton 88
2001 — Mientkiewicz	.306	Hunter 27	Koskie 103
2002 — Jones	.300	Hunter 29	Hunter 94
2003 — Pierzynski	.312	Hunter 26	Hunter 102
2004 — Ford	.299	Koskie 25	Hunter 81
2005 — Mauer	.294	Jones 23	Morneau 79
2006 — Mauer	+.347	Morneau 34	Morneau 130
2007 — Mauer	.293	Morneau 31	Morneau 111
2008 — Mauer	*.328	Morneau 23	Morneau 129
2009 — Mauer	+.365	Cuddyer 32	Kubel 103
2010 — Mauer	.327	Thome 25	Young 112
2011 — Cuddyer	.284	Cuddyer 20	Valencia 72
2012 — Mauer	.319	Willingham 35	Willingham 110
2013 — Mauer	.324	Dozier 18	Morneau 74

(+ — major league leadership; # — tie for major league leadership; \* — league leadership)

## TWINS LONGEST HITTING STREAKS

PLAYER	GAMES	DATES	PLAYER	GAMES	DATES
Ken Landreaux.....	31	April 23-May 30, 1980	Tony Oliva.....	17	May 13-June 2, 1970
Brian Harper.....	25	July 6-August 4, 1990	Kent Hrbek.....	17	May 25-June 13, 1982
Lenny Green.....	24	May 1-28, 1961	Kirby Puckett.....	17	September 15-October 2, 1988
Kent Hrbek.....	23	April 17- May 13, 1982	Kent Hrbek.....	17	August 21-September 7, 1990
Kirby Puckett.....	23	September 26, 1993-April 20, 1994	Kent Hrbek.....	17	August 11-30, 1991
Marty Cordova.....	23	June 5-29, 1996	Chuck Knoblauch.....	17	July 29-August 18, 1993
Cristian Guzman.....	23	August 1-August 25, 2002	Paul Molitor.....	17	August 31-September 19, 1998
Torii Hunter.....	23	April 11-May 9, 2007	Cristian Guzman.....	17	June 8-26, 2001
Shane Mack.....	22	July 26-August 18, 1992	Trevor Plouffe.....	17	June 30-July 19, 2012
Ben Revere.....	21	July 16-August 7, 2012	Danny Thompson.....	16	April 28-May 17, 1973
Ted Uhlaender.....	20	August 16-September 7, 1969	Dave McKay.....	16	August 29-September 17, 1975
Chuck Knoblauch.....	20	September 2-25, 1991	Mickey Hatcher.....	16	July 20-August 27, 1983
Bob Allison.....	19	June 12-28, 1964	Gary Gaetti.....	16	August 5-19, 1984
Roy Smalley.....	19	April 29-May 20, 1979	Kirby Puckett.....	16	April 16-May 3, 1986
Brian Harper.....	19	July 20-August 12, 1993	Kirby Puckett.....	16	July 6-26, 1991
David Ortiz.....	19	July 17-August 6, 2002	Chili Davis.....	16	July 21-August 7, 1991
Nick Punto.....	19	July 4-28, 2006	Matt Lawton.....	16	April 13-30, 2000
Rod Carew.....	18	May 30-June 19, 1973	A.J. Pierzynski.....	16	May 26-June 14, 2002
Rod Carew.....	18	September 7-27, 1974	Justin Morneau.....	16	June 22-July 9, 2006
Gary Gaetti.....	18	May 6-27, 1983	Joe Mauer.....	16	August 4-24, 2008
Chuck Knoblauch.....	18	August 7-26, 1997	Orlando Cabrera.....	16	September 19-October 6, 2009
Tony Oliva.....	17	July 16-August 1, 1964			



# BATTING DATA - GAME HIGHS FOR HITS

## 4-HIT GAMES

PLAYER	#	PLAYER	#	PLAYER	#	PLAYER	#
Puckett.....	47	Molitor.....	9	Pierzynski.....	6	Buchanan.....	4
Carew.....	42	Rollins.....	9	Power.....	6	Cabbage.....	4
Oliva.....	28	Mack.....	8	Revere.....	6	Davis, C.....	4
<b>Mauer.....</b>	<b>22</b>	Ward, G.....	8	Young.....	6	Ford, L.....	4
Knoblauch.....	15	Bostock.....	7	Brye.....	5	Gagne.....	4
Span.....	15	Castino.....	7	Cardenas.....	5	Gomez.....	4
Hrbek.....	13	Darwin.....	7	Hocking.....	5	Green.....	4
Versalles.....	13	Gladden.....	7	<b>Kubel.....</b>	<b>5</b>	Larkin.....	4
Morneau.....	13	Harper.....	7	Munoz.....	5	Mientkiewicz.....	4
Gaetti.....	11	Hunter.....	7	Punto.....	5	Nixon.....	4
Guzman.....	11	Reese.....	7	Rivas.....	5	Terrell.....	4
Lawton.....	11	Smalley.....	7	Stewart.....	5	Uhlender.....	4
Hisle.....	10	Tovar.....	7	Thompson.....	5	Walker.....	4
Killebrew.....	10	Coomer.....	6	Allison.....	4	Washington.....	4
Koskie.....	10	Cordova.....	6	<b>Bartlett.....</b>	<b>4</b>	Wynegar.....	4
Cuddyer.....	10	Jones, J.....	6	Becker.....	4		
Hatcher.....	9	Landreaux.....	6	Braun.....	4		

## 5-HIT GAMES

#	PLAYER	DATE	OPPONENT	AB	HITS	#	PLAYER	DATE	OPPONENT	AB	HITS
1	Z. Versalles	5-27-61	at WAS	5	2 2B, 3 1B	25	K. Puckett	8-15-93	at OAK	5	2 HR, 3 1B
2	H. Killebrew	6-12-61	at BOS	6	HR, 4 1B	26	K. Puckett	4-8-94	OAK (10 inn.)	6	2B, 4 1B
3	L. Green	7-16-61	at CLE	6	3B, 2B, 3 1B	27	G. Myers	4-24-96	at DET	6	2 2B, 3 1B
4	T. Oliva	7-21-65	at BOS	6	2B, 4 1B	28	C. Knoblauch	6-1-96	at TEX	5	5 1B
5	T. Oliva	7-28-65	at WAS	5	5 1B	29	P. Molitor	8-27-96	at TOR	5	5 1B
6	R. Carew	5-8-67	WAS	5	2B, 4 1B	30	P. Molitor	5-23-97	OAK	5	2B, 4 1B
7	T. Oliva	9-8-67	at BAL	5	5 1B	31	P. Molitor	8-8-98	BAL	5	2B, 4 1B
8	J. Roseboro	4-29-68	at BOS	5	HR, 2B, 3 1B	32	D. Hocking	6-27-99	at DET	6	3 2B, 2 1B
9	T. Uhlender	6-23-68	NYN	5	5 1B	33	D. Hocking	5-18-00	at OAK	6	HR, 2 2B, 2 1B
10	T. Oliva	6-29-69	at KC	5	2 HR, 2B, 2 1B	34	J. Jones	7-22-02	at CWS	6	HR, 2 2B, 2 1B
11	R. Carew	4-18-70	at OAK	5	5 1B	35	J. Jones	5-6-03	at TB	5	2 HR, 2B, 2 1B
12	L. Cardenas	9-29-70	KC (12 inn.)	6	5 1B	36	C. Guzman	5-7-04	at OAK	6	2 2B, 3 1B
13	R. Carew	5-12-72	MIL (22 inn.)	7	2 2B, 3 1B	37	T. Hunter	6-1-05	CLE	5	HR, 2 2B, 2 1B
14	R. Carew	8-14-73	DET	6	2B, 4 1B	38	J. Mauer	6-27-06	LAD	5	5 1B
15	L. Hisle	9-3-73	at KC	5	2B, 4 1B	39	J. Bartlett	8-6-06	at KC	5	3 1B, 2 2B
16	R. Carew	5-25-77	at BOS	6	2B, 4 1B	40	J. Morneau	9-19-06	at BOS	5	3 1B, 2 2B
17	T. Teufel	9-16-83	TOR	5	2 HR, 3B, 2 1B	41	J. Morneau	7-10-08	at DET	5	2 1B, 2 2B, 1 HR
18	M. Hatcher	4-27-85	OAK	5	2B, 4 1B	42	J. Mauer	8-29-08	at OAK	5	4 1B, 1 2B
19	B. Beane	4-29-86	at NYN	5	HR, 4 1B	43	D. Span	7-3-09	DET (16 inn.)	8	3B, 4 1B
20	K. Hrbek	6-7-86	at KC	5	HR, 2B, 3 1B	44	D. Span	8-8-09	at DET	5	2B, 4 1B
21	G. Larkin	7-18-89	CLE	5	5 1B	45	J. Mauer	4-24-10	at KC	5	3B, 2B, 3 1B
22	D. Gladden	9-29-89	at SEA	5	5 1B	46	J. Mauer	7-26-10	at KC	5	HR, 2B, 3 1B
23	K. Puckett	5-14-90	OAK	5	2 2B, 3 1B	47	J. Mauer	8-14-13	CLE	7	HR, 4 1B
24	K. Puckett	6-6-90	at TOR	5	2B, 4 1B						

## 6-HIT GAMES

#	PLAYER	DATE	OPPONENT	AB	HITS
1.	K. Puckett	8-30-87	at MIL	6	2 home runs, 2 doubles, 2 singles
2.	K. Puckett	5-23-91	TEX (12 inn.)	7	1 triple, 5 singles

## TWINS 4-PLUS HIT GAMES BY SEASON

YEAR	#	YEAR	#	YEAR	#	YEAR	#
1961.....	12	1976.....	11	1991.....	9	2006.....	20
1962.....	7	1977.....	19	1992.....	15	2007.....	10
1963.....	12	1978.....	13	1993.....	15	2008.....	12
1964.....	17	1979.....	11	1994.....	7	2009.....	20
1965.....	7	1980.....	18	1995.....	11	2010.....	14
1966.....	5	1981.....	2	1996.....	20	2011.....	6
1967.....	7	1982.....	11	1997.....	19	2012.....	17
1968.....	7	1983.....	12	1998.....	13	2013.....	9
1969.....	17	1984.....	17	1999.....	10	<b>TOTAL</b>	<b>679</b>
1970.....	14	1985.....	9	2000.....	15		
1971.....	7	1986.....	18	2001.....	18		
1972.....	13	1987.....	10	2002.....	13		
1973.....	18	1988.....	20	2003.....	14		
1974.....	21	1989.....	13	2004.....	9		
1975.....	11	1990.....	9	2005.....	15		



# BATTING DATA – HOME RUNS

INSIDE PARK		TWINS			YEAR	OPPONENTS			INSIDE PARK	
HOME	ROAD	TOTAL	HOME	ROAD		TOTAL	HOME	ROAD	HOME	ROAD
1	0	167	92	75	1961	163	89	74	1	1
0	1	185	97	88	1962	166	96	70	0	2
0	2	225	112	113	1963	162	99	63	0	1
2	1	221	115	106	1964	181	88	93	0	0
1	2	150	67	83	1965	166	89	77	1	0
1	0	144	94	50	1966	139	83	56	0	0
1	0	131	70	61	1967	115	63	52	0	1
0	0	105	50	55	1968	92	51	41	0	0
1	0	163	79	84	1969	119	61	58	0	2
0	0	153	66	87	1970	130	53	77	0	0
0	1	116	57	59	1971	139	71	68	0	0
1	0	93	52	41	1972	105	54	51	2	0
0	0	120	56	64	1973	115	60	55	1	0
0	1	111	60	51	1974	115	55	60	0	0
1	1	121	75	46	1975	137	88	49	0	2
0	0	81	34	47	1976	89	52	37	0	1
0	0	123	61	62	1977	151	79	72	0	0
0	0	82	44	38	1978	102	39	63	0	0
2	0	112	67	45	1979	128	61	67	0	0
1	1	99	51	48	1980	120	64	56	1	0
0	0	47	25	22	1981	79	47	32	0	0
2	2	148	81	67	1982	208	110	98	0	1
0	1	141	56	85	1983	163	91	72	0	1
3	0	114	63	51	1984	159	77	82	2	0
1	0	141	71	70	1985	164	83	81	0	0
3	0	196	116	80	1986	200	107	93	1	0
1	1	196	106	90	1987	210	92	118	0	1
2	0	151	76	75	1988	146	79	67	0	1
0	0	117	59	58	1989	139	69	70	1	0
1	0	100	46	54	1990	134	69	65	3	0
0	1	140	62	78	1991	139	75	64	0	0
0	0	104	56	48	1992	121	56	65	0	1
0	0	121	56	65	1993	148	70	78	0	0
1	0	103	48	55	1994	153	88	65	0	0
0	0	120	59	61	1995	210	120	90	0	0
0	0	118	61	57	1996	233	121	112	1	0
3	0	132	59	73	1997	187	92	95	0	0
0	0	115	51	64	1998	180	93	87	0	0
0	1	105	47	58	1999	208	109	99	0	0
1	0	116	54	62	2000	212	106	106	0	0
0	1	164	76	88	2001	192	89	103	0	0
0	0	167	68	99	2002	184	82	102	1	0
0	0	155	76	79	2003	187	95	92	0	0
0	0	191	89	102	2004	167	83	84	0	0
0	0	134	67	67	2005	169	81	88	0	0
0	0	143	69	74	2006	182	79	103	0	0
1	0	118	48	70	2007	185	82	103	1	0
0	0	111	56	55	2008	183	82	101	0	1
0	0	172	96	76	2009	185	93	92	0	0
0	0	142	52	90	2010	155	64	91	0	2
0	0	103	46	57	2011	161	80	81	0	2
0	0	131	69	62	2012	198	98	100	1	0
0	0	151	68	83	2013	168	74	94	0	0
31	17	7,109	3,531	3,578	TOTALS	8,343	4,231	4,112	17	20

## TWINS CAREER LEADOFF HOMERS

PLAYER	YEARS	HOMERS
Jacque Jones	1999-05	20
Chuck Knoblauch	1991-97	14
Dan Gladden	1987-91	12
Shannon Stewart	2003-06	7
Zoilo Versalles	1961-67	6
Kirby Puckett	1984-95	5
Denard Span	2008-12	5
Cesar Tovar	1965-72	4
Brian Dozier	2012-13	3
Lenny Green	1961-64	3
Denny Hocking	1993-03	3
Roy Smalley	1976-87	3
Rod Carew	1967-78	2
Rusty Kuntz	1983	2

PLAYER	YEARS	HOMERS
Luis Rivas	2000-05	2
Tim Teufel	1983-85	2
Todd Walker	1996-99	2
Carlos Gomez	2008-09	2
24 players tied		1
<b>TOTALS</b>		<b>118</b>

LAST FIVE	DATE	PITCHER
Brian Dozier	8/31/13 at TEX	Matt Garza
Brian Dozier	8/12/13 vs. CLE	Danny Salazar
Brian Dozier	8/6/13 at KC	James Shields
Denard Span	6/12/12 vs. PHI	Kyle Kendrick
Denard Span	5/23/11 vs. SEA	Jason Vargas



# BATTING DATA – HOME RUNS

## INSIDE-THE-PARK HOME RUNS

TWINS						OPPONENTS							
#	PLAYER	DATE	PITCHER	INN	ON	OPP	#	PLAYER	DATE	PITCHER	INN	ON	OPP
1	Killebrew	7-4-61	McLish	8	2	CWS	1	Geiger	8-8-61	Pascual	3	3	at BOS
2	Versalles	4-27-62	Donovan	9	0	at CLE	2	Fox	9-6-61	Ramos	2	0	CWS
3	Hall, J	9-22-63	Heffner	1	1	at BOS	3	Howser	4-12-62	Lee	4	2	at KC
4	Power	9-28-63	Ford	1	0	at NYY	4	Howser	6-16-62	Stange	5	0	at KC
5	Oliva	7-4-64	Bouton	5	0	at NYY	5	Landis	4-21-63	Lasher	6	0	at CWS
6	Rollins	8-4-64	Monbouquette	2	1	BOS	6	Repoz	7-9-65	Boswell	5	0	NYY
7	Oliva	9-4-64	Gray	8	1	BOS	7	Scott	7-29-67	Perry	2	1	at BOS
8	Versalles	4-22-65	Ramos	9	0	at NYY	8	Alomar	6-23-69	Woodson	1	0	at CAL
9	Hall, J	6-4-65	Kopitz	4	0	WAS	9	Blair	8-8-69	Miller	1	0	at BAL
10	Rollins	6-18-65	Stafford	4	0	at NYY	10	Allen	7-31-72	Blyleven	1	2	CWS
11	Oliva	6-4-66	Kelley	1	0	CLE	11	Allen	7-31-72	Blyleven	5	1	CWS
12	Uhlaender	5-8-67	Ortega	2	1	WAS	12	May	6-11-73	Kaat	3	1	MIL
13	Carew	5-13-69	Cuellar	8	0	BAL	13	LeFlore	5-27-75	Blyleven	5	0	at DET
14	Nettles, J	7-22-71	Peterson	7	1	at NYY	14	Patek	8-7-75	Albury	1	0	at KC
15	Soderholm*	10-4-72	Frailing	6	0	CWS	15	Brett	10-3-76	Hughes	9	0	at KC
16	Thompson	6-24-74	Clyde	4	1	at TEX	16	Cerone	5-4-80	Verhoeven	5	2	NYY
17	Ford	6-17-75	Blue	4	0	OAK	17	Stapleton	5-3-82	Felton	1	1	at BOS
18	Brye*	9-7-75	Osteen	7	0	at CWS	18	Wathan	9-23-83	Pettibone	7	0	at KC
19	Landreaux	5-8-79	Moore	7	0	TOR	19	Wilson	6-1-84	Smithson	3	2	KC
20	Castino	5-15-79	Lyle	7	0	TEX	20	Whitaker	7-13-84	Lysander	11	1	DET
21	Sofield	7-11-80	Abbott	7	0	at SEA	21	Pasqua	7-12-86	Anderson	7	0	NYY
22	Cubbage	8-20-80	Todd	6	1	TOR	22	Tartabull	10-3-87	Blyleven	2	0	at KC
23	Brunansky	5-28-82	Guidry	4	0	NYY	23	Tartabull	5-25-88	Blyleven	6	0	at KC
24	Brunansky	7-19-82	Augustine	3	3	MIL	24	Carter	7-18-89	Viola	6	0	CLE
25	Ward	9-10-82	Gura	7	2	at KC	25	Espinoza	7-21-90	Guthrie	8	0	NYY
26	Hrbek	9-30-82	Leal	1	1	at TOR	26	Jose	7-29-90	West	2	0	OAK
27	Brunansky	9-25-83	Creel	6	0	at KC	27	Karkovice	8-30-90	West	4	3	CWS
28	Bush	6-23-84	Seaver	6	0	CWS	28	White, D	6-1-92	Willis	10	0	TOR
29	Teufel	6-24-84	Dotson	9	2	CWS	29	Erstad	9-6-96	Radke	9	0	CAL
30	Hrbek	9-11-84	Leibrandt	7	1	KC	30	Beltran	8-4-02	Lohse	1	0	KC
31	Engle	7-3-85	Heaton	6	0	CLE	31	Fielder	6-17-07	Nathan	9	0	MIL
32	Washington	7-3-86	Boddicker	6	2	BAL	32	Teahen	5-27-08	Nathan	9	2	at KC
33	Gagne	10-4-86	Bannister	2	0	CWS	33	DeJesus	4-23-10	Pavano	6	0	at KC
34	Gagne	10-4-86	Bannister	4	2	CWS	34	Bautista	7-7-10	Slowey	5	1	at TOR
35	Gaetti	5-31-87	Robinson	2	0	at DET	35	Betancourt	6-25-11	Swarzak	5	0	at MIL
36	Gagne	9-24-87	Hough	6	1	TEX	36	Granderson	8-21-11	Mijares	7	0	NYY
37	Lombardozi	7-8-88	Wegman	6	1	MIL	37	Bourjos	4-11-12	Pavano	5	2	LAA
38	Lombardozi	9-28-88	Burns	8	0	OAK	( * — denotes pinch-hitter)						
39	Larkin	5-26-90	Boddicker	6	0	BOS							
40	Pagliarulo	5-19-91	Petry	3	0	at DET							
41	Mack	5-17-94	Key	4	0	NYY							
42	Becker	4-26-97	Witt	6	0	TEX							
43	Meares	5-25-97	Prieto	3	0	OAK							
44	Kelly	8-8-97	Gooden	1	1	NYY							
45	Walker	9-5-99	Rupe	4	0	at TB							
46	Moeller	7-29-00	Mendoza	8	2	NYY							
47	Hunter	7-26-01	Guthrie	6	0	at OAK							
48	Mauer	7-21-07	Shields	8	2	LAA							

## TWINS ALL-TIME 2-HOMER GAMES

PLAYER	#	PLAYER	#	PLAYER	#	PLAYER	#
Killebrew	35	Lawton	4	Power	2	Holt	1
Morneau	20	Laudner	4	Prince	2	Hughes, L	1
Oliva	18	LeCroy	4	Rollins	2	Jackson, R	1
Hrbek	16	Mauer	4	Salas	2	Kielty	1
Allison	15	Thome	4	Steinbach	2	Larkin	1
Gaetti	13	Willingham	4	Teufel	2	Lemon	1
Puckett	13	Carew	3	Tovar	2	Lombardozi	1
Brunansky	11	Gagne	3	Winfield	2	Molitor	1
Mincher	9	Soderholm	3	Young, D	2	Monroe	1
Hall, J	8	Versalles	3	Adams, G	1	Morales, J.M	1
Hunter	8	Allen	2	Allen, C	1	Myers	1
Jones, J	8	Alyea	2	Becker	1	Nettles, G	1
Koskie	8	Battey	2	Blanco	1	Norwood	1
Coomer	7	Castillo, C	2	Braun	1	Pagliarulo	1
Cuddyer	6	Doumit	2	Brito	1	Parmelee	1
Darwin	6	Hisle	2	Brye	1	Pierzynski	1
Kubel	6	Knoblauch	2	Colabello	1	Renick	1
Munoz	5	Kusick	2	Crede	1	Roof	1
Reese	5	Mack	2	Dobbek	1	Span	1
Smalley	5	Meares	2	Edwards	1	Valencia	1
Bush	4	Mientkiewicz	2	Gladden	1	Ward, G	1
Cordova	4	Mitterwald	2	Goryl	1	White, R	1
Davis, C	4	Ortiz	2	Green	1	Wolfe	1
Ford	4	Plouffe	2	Hicks	1	Wynegar	1
						<b>TOTAL</b>	<b>359</b>



# BATTING DATA - GRAND SLAMS

#	PLAYER	DATE	INNING	OPP.	PITCHER
1	Allison	4-16-61	1st	at BAL	Estrada
2	Dobbe	5-19-61	3rd	KC	Rakow
3	Allison	6-27-61	6th	BOS	Connelly
4	Killebrew	7-1-61	9th	at KC	Kunkel
5	Allison	7-3-61	7th	CWS	Lown
6	Becquer*	7-4-61	9th	CWS	Hacker
7	Leccio	7-13-61	1st	at CLE	Grant
8	Tuttle	8-13-61	4th	DET	Regan
9	Mincher	4-28-62	7th	at CLE	Funk
10	Mincher	5-3-62	1st	BAL	Pappas
11	Power	5-13-62	7th	KC	Pfister
12	Allison	7-18-62	1st	CLE	Latman
13	Killebrew	7-18-62	1st	CLE	Perry
14	Power	9-19-62	6th	DET	Humphreys
15	Killebrew	5-24-63	5th	CWS	Herbert
16	Power	5-29-63	5th	WAS	Coates
17	Mincher	7-14-63	1st	CLE	Latman
18	Killebrew	9-11-63	8th	CLE	Bell
19	Batley	5-1-64	6th	at KC	Drabowsky
20	Oliva	5-7-64	6th	LA	Spring
21	Killebrew	5-17-64	4th	at BOS	Wilson
22	Rollins	7-19-64	7th	LA	D. Lee
23	Mincher	8-23-64	8th	at DET	Gladding
24	Pascual	4-27-65	1st	at CLE	Williams
25	Versalles	9-30-65	5th	at BAL	Pappas
26	Hall, J	8-2-66	9th	BOS	McMahon
27	Rollins	8-23-66	3rd	at WAS	Richert
28	Killebrew	9-3-66	7th	NYN	Womack
29	Mincher	9-23-66	1st	DET	McLain
30	Rollins	6-12-67	3rd	DET	Marshall
31	Killebrew	4-29-69	3rd	KC	Nelson
32	Reese*	8-3-69	7th	BAL	McNally
33	Tovar	9-4-69	10th	at OAK	Krausse
34	Killebrew	9-7-69	2nd	at OAK	Blue
35	Alyea	4-15-70	6th	at CAL	Messersmith
36	Renick	4-18-70	4th	at OAK	Downing
37	Reese*	6-7-70	6th	at WAS	Bosman
38	Renick*	6-30-70	6th	KC	Johnson
39	Alyea	9-7-70	1st	MIL	Krausse
40	Cardenas	9-15-70	2nd	CAL	Bradley
41	Nettles, J	7-20-71	6th	at NYN	Bahnsen
42	Killebrew	9-3-71	6th	OAK	Grant
43	Killebrew	5-28-72	3rd	TEX	Gogolewski
44	Soderholm	6-26-72	7th	CAL	Fisher
45	Reese*	7-9-72	7th	NYN	McDaniel
46	Darwin	7-10-72	1st	MIL	Stephenson
47	Walton*	4-17-73	7th	CAL	Barber
48	Darwin	6-29-73	8th	at CAL	Ryan
49	Oliva	8-17-73	2nd	at CLE	Bosman
50	Darwin	4-14-74	7th	KC	Bird
51	Soderholm	6-14-74	3rd	at CLE	Sanders
52	Hisle	8-24-74	2nd	at BAL	Garland
53	Roof	9-8-74	6th	at KC	Mingori
54	Oliva*	6-29-75	6th	at TEX	Umbarger
55	Carew	6-26-76	2nd	at OAK	Mitchell
56	Carew	7-4-76	8th	CAL	Monge
57	Cubbage	7-7-76	8th	at MIL	Castro
58	Wynegar	7-30-76	5th	OAK	Bosman
59	Carew*	9-9-76	7th	at TEX	Hargan
60	Hisle	4-24-77	4th	at TEX	Briles
61	Hisle	5-25-77	7th	at BOS	Murphy
62	Adams, G	6-26-77	2nd	CWS	Stone
63	Cubbage	8-5-77	4th	CLE	Dobson
64	Carew	8-12-77	3rd	at DET	Crawford

#	PLAYER	DATE	INNING	OPP.	PITCHER
65	Smalley*	6-25-78	4th	at CWS	Willoughby
66	Cubbage	8-8-78	6th	SEA	Parrott
67	Edwards	7-15-79	3rd	at TOR	Clancy
68	Morales	6-19-80	3rd	DET	Schatzeder
69	Wilfong	9-17-80	7th	at MIL	Mitchell
70	Smalley	4-18-81	3rd	at CAL	Travers
71	Ward	5-10-82	4th	BOS	Torrez
72	Hrbek	6-10-82	5th	KC	Armstrong
73	Brunansky+	7-19-82	3rd	MIL	Augustine
74	Gaetti	7-26-82	1st	at SEA	Bannister
75	Gaetti	9-19-82	5th	KC	Armstrong
76	Brunansky	9-1-83	7th	at BOS	Aponte
77	Hrbek	4-16-84	6th	CAL	Curtis
78	Bush	7-28-84	5th	CAL	Slaton
79	Gaetti	5-8-85	1st	NYN	Cowley
80	Bush	5-12-85	1st	at BAL	Dixon
81	Hrbek	7-18-85	7th	NYN	Fisher
82	Hrbek	7-22-85	2nd	BAL	Davis
83	Hrbek	8-15-85	5th	SEA	Long
84	Gaetti	7-5-86	1st	BAL	Flanagan
85	Lombardozzi	10-3-86	4th	CWS	Dotson
86	Brunansky	5-20-87	6th	at CLE	Candiotti
87	Laudner	6-14-87	2nd	at CWS	DeLeon
88	Gaetti	5-22-88	9th	at TEX	Williams
89	Gagne	6-3-88	2nd	OAK	Stewart
90	Dwyer*	9-15-88	6th	CWS	Pall
91	Castillo	4-11-89	8th	at DET	Hernandez
92	Gladden	5-31-89	6th	at KC	Gordon
93	Dwyer	6-10-89	8th	CWS	Thigpen
94	Hrbek	9-12-89	7th	TOR	Ward
95	Harper	5-5-90	8th	at MIL	Plesac
96	Gaetti	9-23-90	1st	TEX	Hough
97	Munoz	6-12-91	1st	NYN	Johnson
98	Mack	6-14-91	5th	at CLE	Nichols
99	Hrbek	7-31-91	2nd	at NYN	Sanderson
100	Mack	9-2-91	8th	CLE	Olin
101	Mack	5-24-92	4th	at DET	Tanana
102	Puckett	5-29-92	4th	DET	Lancaster
103	Puckett	6-3-92	3rd	TOR	Guzman
104	Harper	8-1-92	8th	MIL	Henry
105	Puckett	8-14-92	3rd	at SEA	Fisher
106	Hrbek	4-21-93	5th	MIL	Lloyd
107	Winfield	4-23-93	3rd	DET	Moore
108	Puckett	6-12-93	3rd	OAK	B. Witt
109	Puckett	9-11-93	5th	at TEX	Pavlik
110	Walbeck	5-4-94	6th	at MIL	Orosco
111	Mack	7-8-94	1st	CLE	Grimsley
112	Puckett	8-10-94	2nd	BOS	Bankhead
113	Puckett	6-16-95	6th	at SEA	Johnson
114	Merullo	8-5-95	7th	KC	Brewer
115	Knoblauch	6-5-96	4th	CAL	Eichhorn
116	Lawton	6-30-96	3rd	at KC	Gubicza
117	Molitor	4-3-97	2nd	DET	Blair
118	Jackson	5-16-97	4th	BOS	Borland
119	Colbrunn*	8-4-97	5th	TOR	Daal
120	Miller	9-22-97	2nd	MIL	D'Amico
121	Coomer	4-25-98	9th	at SEA	Slocumb
122	Lawton	5-9-98	6th	NYN	Pettitte
123	Gates	6-21-98	4th	at CWS	Bere

(\* — denotes pinch-hitter; + — denotes inside-the-park)



## BATTING DATA – GRAND SLAMS

#	PLAYER	DATE	INNING	OPP.	PITCHER	#	PLAYER	DATE	INNING	OPP.	PITCHER
124	Lawton*	4-17-99	8th	at CLE	Spradlin	150	Hunter	4-17-07	5th	at SEA	Weaver
125	Hunter	4-26-99	4th	BOS	Wakefield	151	Hunter	5-18-07	3rd	at MIL	Capuano
126	Hocking	6-4-99	2nd	HOU	Hampton	152	Mauer	6-29-07	5th	at DET	Verlander
127	Koskie	7-24-99	5th	SEA	Rodriguez	153	Kubel	7-6-07	4th	at CWS	Garland
128	Canizaro	8-25-00	4th	DET	Blair	154	Hunter	8-15-07	9th	at SEA	Green
129	Ortiz	9-7-00	1st	at BOS	R. Martinez	155	Cuddyer	8-22-07	1st	SEA	Batista
130	Hunter	6-8-01	5th	PIT	Oliveras	156	Kubel	4-9-08	6th	at CWS	Masset
131	Guzman	6-24-01	7th	at DET	Bartowski	157	Morneau	4-25-08	3rd	at TEX	Millwood
132	Jones	7-12-01	2nd	at MIL	Haynes	158	Kubel	5-25-08	8th	at DET	Cruceta
133	Koskie	9-8-01	4th	at ANA	Rapp	159	Morneau	9-5-08	5th	DET	Galarraga
134	Jones	5-28-02	2nd	at TEX	Park	160	Kubel	4-19-09	8th	LAA	Bulger
135	Hunter	7-5-02	7th	at SEA	Nelson	161	Crede	5-13-09	13th	DET	Lyon
136	Cuddyer	8-1-02	3rd	CWS	Wright	162	Mauer	5-21-09	6th	at CWS	Gobble
137	Pierzynski	5-7-03	5th	at TB	Kennedy	163	Morneau	5-24-09	7th	MIL	Stetter
138	Pierzynski	6-12-03	1st	COL	Oliver	164	Morneau	7-20-09	2nd	at OAK	Gonzalez
139	LeCroy*	5-19-04	9th	at TOR	Adams	165	Young	10-2-09	1st	KC	DiNardo
140	Punto	7-22-04	7th	TB	Colome	166	Kubel	5-16-10	8th	at NYY	Rivera
141	Hunter	6-1-05	3rd	CLE	Lee	167	Kubel	7-25-10	3rd	at BAL	Arrieta
142	Morneau	9-30-05	8th	DET	Walker	168	Valencia	7-26-10	1st	at KC	Greinke
143	Hunter	4-5-06	8th	at TOR	Frasor	169	Valencia	9-25-10	1st	at DET	Bonderman
144	Batista	5-19-06	8th	at MIL	Capellan	170	Cuddyer	8-3-11	5th	at LAA	Takahashi
145	Cuddyer	6-7-06	8th	at SEA	Soriano	171	Tosoni	9-27-11	6th	KC	Mazzaro
146	Cuddyer	6-10-06	7th	BAL	Halama	172	Mauer	9-1-12	2nd	at KC	Hochevar
147	Kubel	6-13-06	12th	BOS	Tavarez	173	Doumit	9-29-12	8th	DET	Benoit
148	Morneau	6-14-06	6th	BOS	Delcarmen	174	Herrmann	7-23-13	10th	at LAA	Frieri
149	Hunter	6-28-06	1st	LAD	Perez	175	Morneau	8-9-13	4th	at CWS	Jones
						176	Colabello	9-2-13	9th	at HOU	Lo

(\* — denotes pinch-hitter; + — denotes inside-the-park)

### TWINS CAREER GRAND SLAM LEADERS

PLAYER	GRAND SLAMS	YEARS	PLAYER	GRAND SLAMS	YEARS
Harmon Killebrew.....	10	1961-74	Don Mincher.....	4	1961-66
Torii Hunter.....	9	1997-2007	Tom Brunansky.....	3	1982-88
Kent Hrbek.....	8	1981-94	Mike Cabbage.....	3	1976-80
<b>Jason Kubel.....</b>	<b>7</b>	<b>2004-11</b>	Bob Darwin.....	3	1972-75
Justin Morneau.....	7	2003-13	Larry Hisle.....	3	1973-77
Kirby Puckett.....	7	1984-95	Matt Lawton.....	3	1995-01
Gary Gaetti.....	6	1981-90	<b>Joe Mauer.....</b>	<b>3</b>	<b>2004-13</b>
Michael Cuddyer.....	5	2001-11	Tony Oliva.....	3	1962-76
Bob Allison.....	4	1961-70	Vic Power.....	3	1962-64
Rod Carew.....	4	1967-78	Rich Reese.....	3	1964-73
Shane Mack.....	4	1990-94	Rich Rollins.....	3	1961-68

### GRAND SLAM INDIVIDUAL RECORDS

Grand Slams, Game.....	1, many
Grand Slams, Season.....	3, Allison, 1962, Carew, 1976, Hrbek, 1985, Puckett, 1992, Hunter, 2007
Grand Slams, Career.....	10, Killebrew, 1961-74
Pinch-Hit GS, Season.....	1, 12x, last LeCroy, May 19, 2004 at TOR
Pinch-Hit GS, Career.....	3, Reese, 1964-73
Inside Park GS.....	Brunansky, July 19, 1982 vs. MIL

### GRAND SLAM TEAM RECORDS

Grand Slams, Game.....	2, Allison and Killebrew, July 18, 1962 vs. CLE
Most Grand Slams, Season.....	8, 1961
Fewest Grand Slams, Season.....	1, 5x, last 1983
Pinch-Hit GS, Season.....	2, Reese and Renick, 1970



## BATTING DATA - 3+ HR'S IN AN INNING

DATE	INN	PLAYERS	PITCHERS	OPPONENT
5-10-61	2	Gardner Versalles Killebrew	Hall Hall Stock	Baltimore
6-19-62	4	Kaat Power Allison	Zanni Zanni Zanni	at Chicago-AL
7-18-62	1	Allison * Battey * Killebrew	Latman Latman Perry	Cleveland
5-2-64	11	Oliva + Allison + J. Hall + Killebrew +	Pfister Pfister Pfister Handrahan	at Kansas City
6-14-64	6	Killebrew J. Hall Kaat	Duckworth Duckworth Duckworth	at Washington
6-28-64	7	Versalles Killebrew * Allison *	Fisher Fisher Fisher	Chicago-AL
8-8-64	5	Oliva J. Hall * Allison *	Donovan Donovan Bell	at Cleveland
6-9-66	7	Rollins * Versalles * Oliva + Mincher + Killebrew +	Hunter Hunter Lindblad Lindblad Wyatt	Kansas City
5-14-68	1	Carew Oliva Rollins	Hunter Hunter Hunter	Oakland
4-15-70	6	Tovar Alyea Cardenas	Messersmith Messersmith Queen	at California
7-12-72	5	Renick Darwin * Soderholm *	Brett Brett Brett	Milwaukee
7-15-73	8	Mitterwald + Lis + Holt +	G. Perry G. Perry G. Perry	Cleveland
5-8-79	7	Smalley * Kusick * Landreaux	Moore Moore Moore	Toronto
9-17-80	7	Wilfong G. Adams * R. Jackson *	Mitchell Mitchell LaPoint	at Milwaukee
5-16-82	1	R. Johnson * Brunansky * Castino	Pashnick Pashnick Pashnick	at Detroit
6-7-82	8	Washington + Brunansky + Hrbek +	Creel Creel Quisenberry	Kansas City
8-19-82	1	Brunansky Ward * Gaetti *	McGregor McGregor Boddicker	Baltimore

DATE	INN	PLAYERS	PITCHERS	OPPONENT
5-16-83	9	Engle * Mitchell * Gaetti Hatcher	Beard Beard Beard Burgmeier	Oakland
5-23-83	5	Brunansky * Engle * Ward	G. Davis G. Davis Welchel	at Baltimore
7-25-83	3	Ward Hrbek Washington	Caldwell Caldwell Gibson	Milwaukee
6-4-86	7	Brunansky Smalley Reed	Stieb Stieb Acker	at Toronto
6-20-86	5	Washington Hrbek * Brunansky *	Oelkers Oelkers Oelkers	Cleveland
6-1-87	7	Gladden Gaetti Brunansky	Clemens Clemens Gardner	at Boston
9-27-87	1	Puckett * Gaetti * Hrbek	Leibrandt Leibrandt Leibrandt	Kansas City
7-31-91	2	Davis Mack Hrbek	Sanderson Sanderson Sanderson	at New York-AL
5-2-92	5	Mack Puckett * Hrbek * Bush	Sanderson Sanderson Sanderson Sanderson	at New York-AL
4-9-00	6	Coomer + Jones + LeCroy +	Rigby Rigby Rigby	at Kansas City
7-12-01	3	Mientkiewicz+ Koskie+ Hunter+	Haynes Haynes Haynes	at Milwaukee
8-19-02	1	Jones* Guzman* Ortiz	Glover Glover Glover	at Chicago-AL
5-8-09	5	Mauer* Morneau* Buscher	Jakubauskas Jakubauskas Batista	Seattle
8-10-10	2	Thome Hardy Mauer	Garcia Garcia Garcia	at Chicago-AL
8-6-12	2	Willingham* Morneau* Doumit	McAllister McAllister Tomlin	at Cleveland
5-30-13	4	Dozier* Mauer* Doumit	Lohse Lohse Lohse	Milwaukee

(\* — back-to-back; + — consecutive)

### TWO-HOMER INNING

Michael Cuddyer.....7th inning, August 23, 2009 at Kansas City



# PITCHING DATA - YEARLY LEADERS

WINS			ERA		STRIKEOUTS		
1961	—	Pascual	15-16	Pascual	3.46	Pascual	*221
1962	—	Pascual	20-11	Kaat	3.14	Pascual	*206
1963	—	Pascual	21-9	Pascual	2.47	Pascual	*202
1964	—	Kaat	17-11	Kaat	3.22	Pascual	213
1965	—	Grant	*21-7	Perry	2.63	Kaat	154
1966	—	Kaat	*25-13	Perry	2.54	Kaat	205
1967	—	Chance	20-14	Merritt	2.53	Chance	220
1968	—	Chance	16-16	Chance	2.53	Chance	234
1969	—	Boswell and Perry	20-12 and 20-6	Perry	2.82	Boswell	190
1970	—	Perry	^24-12	Perry	3.03	Hall	184
1971	—	Perry	17-17	Blyleven	2.82	Blyleven	224
1972	—	Blyleven	17-17	Corbin	2.61	Blyleven	228
1973	—	Blyleven	20-17	Blyleven	2.52	Blyleven	258
1974	—	Blyleven	17-17	Blyleven	2.66	Blyleven	249
1975	—	Hughes	16-14	Blyleven	3.00	Blyleven	233
1976	—	Campbell	17-5	Campbell	3.00	Goltz	133
1977	—	Goltz	*20-11	Goltz	3.36	Goltz	186
1978	—	Goltz	15-10	Goltz	2.50	Erickson	121
1979	—	Koosman	20-13	Koosman	3.38	Koosman	157
1980	—	Koosman	16-13	Erickson	3.25	Koosman	149
1981	—	Redfern	9-8	Arroyo	3.94	Redfern	77
1982	—	Castillo	13-11	Castillo	3.66	Havens	129
1983	—	Schrom	15-8	Schrom	3.71	Viola	127
1984	—	Viola	18-12	Viola	3.21	Viola	149
1985	—	Viola	18-14	Viola	4.09	Viola	135
1986	—	Blyleven	17-14	Blyleven	4.01	Blyleven	215
1987	—	Viola	17-10	Viola	2.90	Viola	197
1988	—	Viola	#24-7	Anderson	*2.45	Viola	193
1989	—	Anderson	17-10	Viola	3.79	Viola	138
1990	—	Tapani	12-8	Anderson	4.53	Guthrie and Tapani	101
1991	—	Erickson	20-8	Tapani	2.99	Morris	163
1992	—	Smiley and Tapani	16-9 and 16-11	Smiley	3.21	Smiley	163
1993	—	Tapani	12-15	Banks	4.04	Tapani	150
1994	—	Tapani	11-7	Tapani	4.62	Erickson	104
1995	—	Radke	11-14	Tapani	4.92	Tapani	88
1996	—	Rodriguez	13-14	Radke	4.46	Radke	148
1997	—	Radke	20-10	Swindell	3.58	Radke	174
1998	—	Radke	12-14	Trombley	3.63	Radke	146
1999	—	Radke	12-14	Radke	3.75	Milton	163
2000	—	Milton	13-10	Hawkins	3.39	Milton	160
2001	—	Mays	17-13	Mays	3.16	Milton	157
2002	—	Reed	15-7	Reed	3.78	Santana	137
2003	—	Lohse and Radke	14-11 and 14-10	Santana	3.07	Santana	169
2004	—	Santana	20-6	Santana	*2.61	Santana	*265
2005	—	Santana	16-7	Santana	2.87	Santana	#238
2006	—	Santana	^19-6	Santana	#2.77	Santana	#245
2007	—	Santana	15-13	Santana	3.33	Santana	235
2008	—	Perkins and Slowey	12-4 and 12-11	Baker	3.45	Baker	141
2009	—	Baker	15-9	Blackburn	4.03	Baker	162
2010	—	Pavano	17-11	Liriano	3.62	Liriano	201
2011	—	Liriano/Pavano/Duensing	9-10/9-13/9-14	Baker	3.14	Baker	123
2012	—	Diamond	12-9	Diamond	3.54	Liriano	109
2013	—	Correia	9-13	Correia	4.18	Correia and Pelfrey	101

\* — league leadership    + — tie for league leadership    # — major league leadership    ^ — tie for major league leadership

HISTORY/RECORDS  
2014  
ASG

## TWINS ALL-TIME 20-GAME WINNERS

PITCHER	YEAR	RECORD	PITCHER	YEAR	RECORD
Camilo Pascual	1962	20-11	Bert Blyleven	1973	20-17
Camilo Pascual	1963	21-9	Dave Goltz	1977	20-11
Jim Grant	1965	21-7	Jerry Koosman	1979	20-13
Jim Kaat	1966	25-13	Frank Viola*	1988	24-7
Dean Chance	1967	20-14	Scott Erickson	1991	20-8
Jim Perry	1969	20-6	Brad Radke	1997	20-10
Dave Boswell	1969	20-12	Johan Santana*	2004	20-6
Jim Perry*	1970	24-12	(* - also won Cy Young Award)		



# PITCHING DATA - LOW-HIT GAMES

## TWINS NO-HITTERS

#	PITCHER	DATE	OPPONENT	ON BASE	SCORE
1	Jack Kralick	8-26-62	Kansas City	1	1-0
2	Dean Chance	8-25-67	at Cleveland	6	2-1
3	Scott Erickson	4-27-94	Milwaukee	5	6-0
4	Eric Milton	9-11-99	Anaheim	2	7-0
5	Francisco Liriano	5-3-11	at Chicago-AL	6	1-0

\*Dean Chance tossed a 5 inning shortened no-hit game on August 6, 1967 vs. Boston that is not considered an official no-hitter.

## ONE-HITTERS

#	PITCHER	DATE	OPPONENT	HITTER	HIT	FIELD	INN	OUT	SCORE
1	Gerry Arrigo	6-26-64	Chicago-AL	Hershberger	single	CF	9	0	2-0
2	Jim Grant	9-25-65	at Washington	Blasingame	double	RF	3	2	5-0
3	Dave Boswell	7-30-66	Baltimore	Snyder	single	RF	7	0	7-0
4	Dean Chance	5-11-67	Kansas City	Cater	single	RF	4	2	8-0
5	Bert Blyleven	5-24-73	Kansas City	Kirkpatrick	bunt single	3B	5	0	2-0
6	Jim Kaat	7-1-73	at California	Robinson	home run	LF	2	0	2-1
7	Bert Blyleven	9-26-73	at Oakland	Mangual	single	2B	5	2	4-1
8	Bert Blyleven	7-4-74	Texas	Harrah	home run	RF	3	1	3-1
9	Dave Goltz	8-23-77	Boston	Rice	single	LF	4	0	7-0
10	Geoff Zahn	6-6-80	Toronto	Mayberry	single	LF	7	2	5-0
11	Ken Schrom	6-26-85	Kansas City	Wilson	single	CF	3	1	2-1
12	Scott Erickson/Mark Guthrie	9-24-91	Chicago-AL	Pasqua	home run	LF	7	1	9-2
13	Scott Erickson	7-24-92	at Boston	Brunansky	single	RF	2	0	5-0
14	Johan Santana/Joe Nathan	7-17-04	at Kansas City	Berroa	double	CF	2	0	4-1
15	Scott Baker	8-31-07	Kansas City	Sweeney	single	CF	9	1	5-0
16	A. Swarzak/M. Capps/A. Burnett	5-28-11	Los Angeles-AL	Bourjos	double	LF	8	1	1-0

## OPPONENTS NO-HITTERS

#	PITCHER	DATE	OPPONENT	ON BASE	SCORE
1	Jim Hunter	5-8-68	at Oakland	0	0-4
2	Vida Blue	9-21-70	at Oakland	1	0-6
3	Nolan Ryan	9-28-74	at California	8	0-4
4	David Wells	5-17-98	at New York-AL	0	0-4
5	Jered Weaver	5-2-12	at Los Angeles-AL	1	0-9

## ONE-HITTERS

#	PITCHER(S)	DATE	OPPONENT	HITTER	HIT	FIELD	INN	OUT	SCORE
1	Dick Donovan	9-24-61	Washington	Altobelli	home run	RF	7	1	1-4
2	Dean Chance	9-10-62	Los Angeles-NL	Versalles	single	SS	8	1	0-5
3	Milt Pappas	9-2-64	Baltimore	Versalles	single	LF	8	2	0-2
4	Bill Monbouquette	9-6-64	Boston	Versalles	home run	LF	6	2	2-1
5	Barry Moore	4-30-67	at Washington	Tovar	single	RF	6	2	0-3
6	Dave McNally	5-15-69	Baltimore	Tovar	single	CF	9	1	0-5
7	Mike Cuellar	8-10-69	at Baltimore	Tovar	single	LF	9	0	0-2
8	Dick Bosman	8-13-70	at Washington	Tovar	bunt single	3B	1	0	0-1
9	Rick Wise	6-14-76	Boston	Terrell	single	2B	3	1	0-5
10	Jim Palmer	8-10-76	at Baltimore	Cubbage	single	RF	2	2	0-2
11	Bruce Kison	4-23-80	California	Landreaux	double	LF	9	1	0-17
12	Jack Morris	8-21-80	Detroit	Wilfong	single	LF	1	1	2-4
13	Paul Splittorff/Rich Gale	10-5-80	at Kansas City	Castino	single	CF	1	0	0-4
14	Jim Palmer	9-4-82	at Baltimore	Gaetti	single	CF	5	2	0-3
15	Jim Clancy	9-28-82	at Toronto	Bush	single	RF	9	0	0-3
16	Walt Terrell/Willie Hernandez	7-14-85	at Detroit	Brunansky	double	CF	7	2	0-8
17	Danny Darwin	8-19-85	at Milwaukee	Smalley	home run	RF	5	0	1-4
18	Bobby Witt/Dale Mohorcic	6-26-87	at Texas	Smalley	single	CF	2	2	0-1
19	Paul Kilgus	5-21-88	at Texas	Gaetti	double	CF	8	0	0-3
20	Randy Johnson	7-16-98	at Seattle	Gates	single	CF	8	1	0-3
21	Mike Mussina	8-1-00	at Baltimore	Coomer	single	RF	7	2	0-7
22	Freddy Garcia	8-23-05	Chicago-AL	Jones	home run	CF	8	0	1-0
23	Gavin Floyd	5-6-08	at Chicago-AL	Mauer	double	CF	9	1	1-7
24	R. Harden/M. Harrison/D. O'Day/N. Feliz	8-23-10	at Texas	Mauer	single	CF	9	1	0-4
25	Kyle Drabek/Shawn Camp/Mark Rzepczynski	4-2-11	at Toronto	Span	single	LF	6	1	1-5
26	Zach Stewart	9-5-11 (2)	Chicago-AL	Valencia	double	RF	8	0	0-4
27	Felix Hernandez/Steve Delabar	5-5-12	at Seattle	Span	single	RF	4	0	0-7
28	Anibal Sanchez	5-24-13	at Detroit	Mauer	single	CF	9	1	0-6



# PITCHING DATA - BACK-TO-BACK SHUTOUTS

PITCHER	DATE	OPPONENT	SCORE	HIT	LOSING PITCHER
Camilo Pascual	5-15-61	at Chicago-AL	5-0	4	Cal McLish
	5-20-61	Kansas City	2-0	5	Joe Nuxhall
Camilo Pascual	8-23-61	at Chicago-AL	4-0	2	Cal McLish
	8-29-61	New York-AL	3-0	4	Ralph Terry
Camilo Pascual	9-17-61	at Cleveland	5-0	8	Jim Perry
	9-23-61	Washington	10-0	2	Pete Burnside
Camilo Pascual	6-26-62	at New York-AL	5-0	9	Rollie Sheldon
	7-1-62	at Washington	9-0	5	Ray Rippelmeyer
Jim Grant	8-6-66	at Kansas City	5-0	4	Lew Krausse
	8-10-66	at California	2-0	8	Clyde Wright
Jim Grant	8-23-66	at Washington	7-0	5	Pete Richert
	8-27-66	at Chicago-AL	1-0	3	Gary Peters
Dean Chance	5-11-67	Kansas City	8-0	1	Jim Hunter
	5-16-67	at Chicago-AL	1-0	5	John Buzhardt
Jim Merritt	5-26-67	at Kansas City	5-0	5	Jim Nash
	5-30-67	at New York-AL	3-0	2	Fritz Peterson
Jim Perry	8-10-67	Washington	5-0	5	Barry Moore
	8-15-67	at California	4-0	6	Curt Simmons
Dean Chance	6-19-68	Washington	4-0	3	Joe Coleman
	6-24-68	at Chicago-AL	1-0	3	Bob Priddy
Bert Blyleven	4-7-71	Milwaukee	4-0	4	Lew Krausse
	4-12-71	at Kansas City	2-0	3	Dick Drago
Dick Woodson	8-1-72	at Texas	3-0	3	Pete Broberg
	8-5-72	Oakland	4-0	5	Vida Blue
Bert Blyleven	5-24-73	Kansas City	2-0	1	Dick Drago
	5-29-73	at Milwaukee	1-0	6	Jim Slaton
Bert Blyleven	6-16-73	at Detroit	5-0	4	Joe Coleman
	6-21-73	California	1-0	8	Clyde Wright
Jim Hughes	5-14-75	Cleveland	3-0	4	Gaylord Perry
	5-18-75	Milwaukee	6-0	4	Ed Sprague
Dave Goltz	8-31-76	Milwaukee	4-0	2	Bill Travers
	9-9-76	at Texas	6-0	3	Jim Umbarger
Frank Viola	5-1-88	at Boston	2-0	5	Jeff Sellers
	5-6-88	Boston	5-0	7	Jeff Sellers
Scott Erickson	4-26-91	Seattle	6-0	5	Randy Johnson
	5-1-91	Boston	1-0	2	Jeff Gray

## TWINS PITCHERS TO REACH 200.0 INNINGS PITCHED BY SEASON

YEAR	PITCHER	IP	YEAR	PITCHER	IP	YEAR	PITCHER	IP
1961	Ramos	264.1	1975	Blyleven	275.2	1992	Smiley	241.0
	Pascual	252.1		Hughes	249.2		Tapani	220.0
	Kralick	242.0		Goltz	243.0		S. Erickson	212.0
	Kaat	200.2	1976	Goltz	249.1	1993	Tapani	225.2
1962	Kaat	269.0	1977	Goltz	303.0		S. Erickson	218.2
	Pascual	257.2		Thormodsgard	218.0	1994	—	—
	Kralick	242.2	1978	R. Erickson	265.2	1995	—	—
1963	Pascual	248.1		Zahn	252.1	1996	Radke	232.0
	Stigman	241.0		Goltz	220.1		Rodriguez	206.2
1964	Pascual	267.1	1979	Koosman	263.2	1997	Radke	239.2
	Kaat	243.0		Goltz	250.2	1998	Radke	213.2
1965	Grant	270.1	1980	Koosman	243.1	1999	Radke	218.2
	Kaat	264.1		Zahn	232.2		Milton	206.1
1966	Kaat	304.2	1981	—	—	2000	Radke	226.2
	Grant	249.0	1982	B. Castillo	218.2		Milton	200.0
1967	Chance	283.2		Havens	208.2	2001	Mays	233.2
	Kaat	263.1	1983	Viola	210.0		Radke	226.0
	Merritt	227.2	1984	Viola	257.2		Milton	220.2
	Boswell	222.2		Smithson	252.0	2002	—	—
1968	Chance	292.0		Butcher	225.0	2003	Radke	212.1
	Merritt	238.1	1985	Smithson	257.0		Lohse	201.0
	Kaat	208.0		Viola	250.2	2004	Santana	228.0
1969	Perry	261.2		Butcher	207.2		Radke	219.2
	Boswell	256.1	1986	Blyleven	271.2		Silva	203.0
	Kaat	242.1		Viola	245.2	2005	Santana	231.2
1970	Perry	278.2	1987	Blyleven	267.0		Radke	200.2
	Kaat	230.1		Viola	251.2	2006	Santana	233.2
1971	Blyleven	278.1	1988	Viola	255.1	2007	Santana	219.0
	Perry	270.0		Blyleven	207.1		Silva	202.0
	Kaat	260.1		Anderson	202.1	2008	—	—
1972	Blyleven	287.1	1989	—	—	2009	Blackburn	205.2
	Woodson	251.2	1990	—	—		Baker	200.0
	Perry	217.2	1991	Morris	246.2	2010	Pavano	221.0
1973	Blyleven	325.0		Tapani	244.0	2011	Pavano	222.0
1974	Blyleven	281.0		S. Erickson	204.0	2012	—	—
	Decker	248.2				2013	—	—

HISTORY/RECORDS  
2014  
ASG



# PITCHING DATA – CONSECUTIVE SHUTOUTS

## BY TWINS

DATE	OPPONENT	SCORE	DATE	OPPONENT	SCORE	DATE	OPPONENT	SCORE
8-23-61	at Chicago.....	4-0	9-13-71	at California.....	1-0	9-15-84	at Texas.....	1-0
8-24-61	at Chicago.....	3-0	9-15-71	at Milwaukee.....	1-0	9-16-84	at Texas.....	2-0
8-26-62	Kansas City.....	1-0	9-6-72	at Texas.....	2-0	6-26-88	at Oakland.....	11-0
8-28-62	at Chicago.....	2-0	9-7-72	at Texas.....	4-0	6-26-88	at Oakland.....	5-0
6-4-63	at Kansas City.....	5-0	5-29-73	at Milwaukee.....	1-0	6-21-92	Seattle.....	5-0
6-5-63	at Kansas City.....	4-0	5-30-73	at Milwaukee.....	4-0	6-22-92	California.....	2-0
7-24-63	at Cleveland.....	9-0	6-28-73	at Texas.....	4-0	5-8-03	at Tampa Bay.....	5-0
7-24-63	at Cleveland.....	5-0	6-29-73	at California.....	4-0	5-9-03	Boston.....	5-0
5-30-65	at Washington.....	6-0	8-9-75	at Detroit.....	1-0	7-5-04	Kansas City.....	9-0
5-31-65	at Baltimore.....	6-0	8-10-75	at Detroit.....	4-0	7-6-04	Kansas City.....	4-0
7-5-65	Boston.....	2-0	9-23-76	at Chicago.....	3-0	7-7-04	Kansas City.....	12-0
7-6-65	Boston.....	9-0	9-25-76	California.....	6-0	9-2-04	Texas.....	2-0
6-24-68	at Chicago.....	1-0	9-7-81	Toronto.....	4-0	9-3-04	Kansas City.....	2-0
6-27-68	at Baltimore.....	2-0	9-8-81	Toronto.....	1-0	7-31-10	Seattle.....	4-0
4-11-71	at Chicago.....	6-0	9-28-83	Texas.....	3-0	8-1-10	Seattle.....	4-0
4-12-71	at Kansas City.....	2-0	9-29-83	Texas.....	2-0			

## OF TWINS

DATE	OPPONENT	SCORE	DATE	OPPONENT	SCORE	DATE	OPPONENT	SCORE
5-21-61	Cleveland.....	0-9	7-8-73	New York.....	0-7	8-5-90	at Seattle.....	0-4
5-21-61	Cleveland.....	0-2	7-9-73	Boston.....	0-2	8-6-90	Milwaukee.....	0-6
8-10-62	at Los Angeles.....	0-1	9-28-74	at California.....	0-4	4-29-93	at Detroit.....	0-11
8-11-62	at Los Angeles.....	0-3	9-29-74	at California.....	0-4	4-30-93	at Baltimore.....	0-8
9-10-62	Los Angeles.....	0-5	7-19-78	New York.....	0-2	8-1-94	Baltimore.....	0-1
9-11-62	Los Angeles.....	0-9	7-20-78	New York.....	0-4	8-2-94	Baltimore.....	0-10
4-21-63	at Chicago.....	0-8	9-6-78	Chicago.....	0-1	6-21-96	at Detroit.....	0-2
4-23-63	at Chicago.....	0-1	9-8-78	Milwaukee.....	0-3	6-22-96	at Detroit.....	0-6
9-25-64	at Los Angeles.....	0-1	9-9-78	Milwaukee.....	0-3	5-10-98	New York.....	0-7
9-26-64	at Los Angeles.....	0-2	9-18-79	at Chicago.....	0-1	5-11-98	Baltimore.....	0-4
5-3-68	at Cleveland.....	0-4	9-19-79	at Chicago.....	0-6	9-7-99	Baltimore.....	0-5
5-4-68	at Cleveland.....	0-2	5-23-80	at Milwaukee.....	0-5	9-8-99	Baltimore.....	0-10
8-26-68	at Washington.....	0-1	5-24-80	at Milwaukee.....	0-4	9-7-02	Oakland.....	0-2
8-27-68	at Washington.....	0-2	4-11-81	Oakland.....	0-3	9-8-02	Oakland.....	0-6
9-11-68	Cleveland.....	0-1	4-12-81	Oakland.....	0-1	9-5-11	Chicago.....	0-4
9-13-68	at Boston.....	0-2	8-18-81	at Detroit.....	0-3	9-6-11	Chicago.....	0-3
5-15-69	Baltimore.....	0-5	8-19-81	at Detroit.....	0-4	5-1-12	at Los Angeles.....	0-4
5-17-69	Detroit.....	0-6	9-2-83	Baltimore.....	0-1	5-2-12	at Los Angeles.....	0-9
7-4-72	at Boston.....	0-2	9-3-83	Baltimore.....	0-13	9-13-13	Tampa Bay.....	0-3
7-5-72	at Boston.....	0-2	9-7-86	at Boston.....	0-9	9-14-13	Tampa Bay.....	0-7
8-27-72	Detroit.....	0-1	9-8-86	at Kansas City.....	0-5			
8-28-72	Baltimore.....	0-2						

## ALL-TIME COMPLETE GAME SHUTOUTS

PITCHER	#	PITCHER	#	PITCHER	#	PITCHER	#
Bylleven.....	29	Mays.....	6	Corbin.....	3	Krueger.....	2
Kaat.....	23	Merritt.....	6	Koosman.....	3	Morris.....	2
Pascual.....	18	Tapani.....	6	Lohse.....	3	Reed.....	2
Perry.....	17	Smithson.....	5	Pavano.....	3	Silva.....	2
Chance.....	11	Woodson.....	5	Ramos.....	3	Slowey.....	2
Goltz.....	11	Decker.....	4	Robertson.....	3	Smiley.....	2
Grant.....	10	Kralick.....	4	Singer.....	3	Stange.....	2
Radke.....	10	Milton.....	4	Baker.....	2	Tewksbury.....	2
Viola.....	10	Santana.....	4	Duensing.....	2	24 pitchers.....	24
Erickson, S.....	7	Stigman.....	4	Hall.....	2	<b>TOTAL</b>	<b>284</b>
Zahn.....	7	Anderson.....	3	Havens.....	2		
Boswell.....	6	Butcher.....	3	Hughes, J.....	2		



# TWINS ALL-TIME ROSTER

PLAYER	SEASONS
<b>A</b>	
ABBOTT, Paul, p.....	1990-92
ABERNATHY, Brent, 2b.....	2005
ADAMS, Glenn, of.....	1977-81
ADAMS, Mike, of.....	1972-73
AGOSTO, Juan, p.....	1986
AGUILERA, Rick, p.....	1989-99
ALBERS, Andrew, p.....	2013
ALBURY, Vic, p.....	1973-76
ALDRED, Scott, p.....	1996-97
ALLEN, Bernie, 2b.....	1962-66
ALLEN, Chad, of.....	1999-01
*ALLISON, Bob, of.....	1961-70
ALTOBELLI, Joe, 1b.....	1961
ALYEA, Brant, of.....	1970-71
ANDERSON, Allan, p.....	1986-91
<b>ARCIA, Oswaldo, of.....</b>	<b>2013—</b>
ARDOIN, Danny, c.....	2000
ARRIGO, Gerry, p.....	1961-64
ARROYO, Fernando, p.....	1980-82
ATHERTON, Keith, p.....	1986-88
AYALA, Luis, p.....	2009

<b>B</b>	
BACKMAN, Wally, 2b.....	1989
BACSIK, Mike, p.....	1979-80
BAKER, Chuck, ss.....	1981
BAKER, Doug, ss.....	1988-90
BAKER, Scott, p.....	2005-12
BALDWIN, James, p.....	2003
BALFOUR, Grant, p.....	2001, '03-05
BANE, Eddie, p.....	1973, '75-76
*BANKS, George, 3b.....	1962-64
BANKS, Willie, p.....	1991-93
BAPTIST, Travis, p.....	1998
BARNES, John, of.....	2000-01
BARBER, Steve, p.....	1970-71
<b>BARTLETT, Jason, ss.....</b>	<b>2004-07</b>
BASS, Brian, p.....	2008
BASS, Randy, 1b.....	1977
BATISTA, Tony, 3b.....	2006
*BATTEY, Earl, c.....	1961-67
BAYLOR, Don, of.....	1987
BEANE, Billy, of.....	1986-87
BECKER, Rich, of.....	1993-97
BECQUER, Julio, 1b.....	1961, '63
BEDROSIAN, Steve, p.....	1991
BEIMEL, Joe, p.....	2004
BENNETT, Erik, p.....	1996
BENSON, Joe, of.....	2011
BERENGUER, Juan, p.....	1987-90
BERGMAN, Sean, p.....	2000
<b>BERNIER, Doug, if.....</b>	<b>2013—</b>
*BERTOIA, Reno, 3b.....	1961
BEST, Karl, p.....	1988
BETHEA, Bill, 2b.....	1964
BITTIGER, Jeff, p.....	1987
BLACKBURN, Nick, p.....	2007-12
BLAKE, Casey, 3b.....	2000-02
BLANCO, Henry, c.....	2004
*BLOOMFIELD, Bud, 2b.....	1964
BLYLEVEN, Bert, p.....	1970-76, '85-88
*BOND, Walter, of.....	1967
BONIKOWSKI, Joe, p.....	1962
BONSER, Boof, p.....	2006-09
BOOKER, Greg, p.....	1989
BOONE, Bret, 2b.....	2005
BORDERS, Pat, c.....	2004
BORGMANN, Glenn, c.....	1972-79
BORIS, Paul, p.....	1982
*BOSTOCK, Lyman, of.....	1975-77
*BOSWELL, Dave, p.....	1964-70
BOURQUE, Pat, 1b.....	1974
BOWEN, Rob, c.....	2003-04
BOWERS, Shane, p.....	1997
BOWYER, Travis, p.....	2005
BRANDON, Darrell, p.....	1969
BRAUN, Steve, of.....	1971-76
BREDE, Brent, of.....	1996-97
BRESLOW, Craig, p.....	2008-09
*BRETT, Ken, p.....	1979
BRIGGS, John, of.....	1975
BRITO, Bernardo, of.....	1992-93, '95
BROWN, Darrell, of.....	1983-84
BROWN, Jarvis, of.....	1991-92
BROWN, Mark, p.....	1985
*BRUCKBAUER, Fred, p.....	1961

<b>PLAYER</b>	<b>SEASONS</b>
BRUETT, J.T., of.....	1992-93
BRUMMETT, Greg, p.....	1993
BRUNANSKY, Tom, of.....	1982-88
BRYE, Steve, of.....	1970-76
BUCHANAN, Brian, of.....	2000-02
BULLING, Terry, c.....	1977
BULLOCK, Eric, of.....	1988
BURGMAYER, Tom, p.....	1974-77
BURNETT, Alex, p.....	2010-12
BURROUGHS, Sean, if.....	2012
<b>BURTON, Jared, p.....</b>	<b>2012—</b>
BURT, Dennis, p.....	1985-86
BUSCHER, Brian, 3b.....	2007-09
BUSH, Randy, of.....	1982-93
BUTCHER, John, p.....	1984-86
BUTERA, Drew, c.....	2010-13
BUTERA, Sal, c.....	1980-82, '87
BUTLER, Bill, p.....	1974-75, '77

<b>C</b>	
CABRERA, Orlando, ss.....	2009
CALI, Carmen, p.....	2007
CAMPBELL, Bill, p.....	1973-76
CAMPBELL, Kevin, p.....	1994-95
CAMPISI, Sal, p.....	1971
CANDELARIA, John, p.....	1990
CANIZARO, Jay, 2b.....	2000-02
CAPPS, Matt, p.....	2010-12
CARDENAS, Leo, ss.....	1969-71
CAREW, Rod, 1b.....	1967-78
CARLTON, Steve, p.....	1987-88
CARRASCO, Hector, p.....	1998-2000, 01
CARRITHERS, Don, p.....	1977
CARROLL, Jamey, if.....	2012-13
CARSON, Matt, of.....	2012
CASIAN, Larry, p.....	1990-94
CASILLA, Alex, if.....	2006-12
CASTILLO, Bobby, p.....	1982-84
CASTILLO, Carmelo, of.....	1989-91
CASTILLO, Luis, 2b.....	2006-07
CASTINO, John, 2b.....	1979-84
CASTRO, Juan, ss.....	2005-06
CHANCE, Dean, p.....	1967-69
CHILES, Rich, of.....	1977-78
CHRISTENSEN, John, of.....	1988
CIMINO, Pete, p.....	1965-66
CIRILLO, Jeff, 3b-1b.....	2007
CLARK, Howie, if.....	2008
CLARK, Jerald, of.....	1995
CLARK, Ron, 3b.....	1966-69
<b>COLABELLO, Chris, 1b.....</b>	<b>2013—</b>
COLBRUNN, Greg, 1b.....	1997
COLE, Alex, of.....	1994-95
*COLLUM, Jackie, p.....	1962
COMSTOCK, Keith, p.....	1984
CONDREY, Clay, p.....	2010
*CONSOLO, Billy, ss.....	1961
COOK, Mike, p.....	1989
COOMER, Ron, 1b-3b.....	1995-2000
COOPER, Don, p.....	1981-82
CORBETT, Doug, p.....	1980-82
CORBIN, Ray, p.....	1971-75
CORCORAN, Tim, 1b.....	1981
CORDOVA, Marty, of.....	1995-99
<b>CORREIA, Kevin, p.....</b>	<b>2013—</b>
CRAIN, Jesse, p.....	2004-10
CREDE, Joe, 3b.....	2009
CRESEND, Jack, p.....	2000-02
*CRIDER, Jerry, p.....	1969
CUBBAGE, Mike, 3b.....	1976-80
CUDDYER, Michael, if-of.....	2001-11
CUMMINGS, Midre, of.....	1999-2000
*CUETO, Bert, p.....	1961

<b>D</b>	
DAILEY, Bill, p.....	1963-64
DARWIN, Bob, of.....	1972-75
DAVID, Andre, of.....	1984, '86
DAVIDSON, Cleatus, 2b.....	1999
DAVIDSON, Mark, of.....	1986-88
DAVIS, Chili, dh.....	1991-92
DAVIS, Ron, p.....	1982-86
DE VRIES, Cole, p.....	2012-13
*DECKER, Joe, p.....	1973-76
<b>DEDUNO, Samuel, p.....</b>	<b>2012—</b>
DELANEY, Rob, p.....	2010
DEMPSEY, Rick, c.....	1969-72

HISTORY RECORDED  
2014  
MLB  
ALL-STAR GAME



# TWINS ALL-TIME ROSTER

PLAYER	SEASONS
DePAULA, Julio, p.....	2007
DESHAIES, Jim, p.....	1993-94
<b>DIAMOND, Scott, p.....</b>	<b>2011—</b>
DICKEY, R.A., p.....	2009
DINKELMAN, Brian, if-of.....	2011
DOBBEK, Dan, of.....	1961
DOUMIT, Ryan, c.....	2013
DONOHUE, Jim, p.....	1962
DOTTER, Gary, p.....	1961, 63-64
<b>DOZIER, Brian, if.....</b>	<b>2012—</b>
DRUMMOND, Tim, p.....	1989-90
<b>DUENSING, Brian, p.....</b>	<b>2009—</b>
DUMATRAIT, Phil, p.....	2011
DUNN, Steve, 1b.....	1994-95
DURBIN, J.D., p.....	2004
DURANT, Mike, c.....	1996
DUVALL, Mike, p.....	2001-02
DWYER, Jim, of.....	1988-89, '90
DYER, Mike, p.....	1989

<b>E</b>	
EDENS, Tom, p.....	1991-92
EDWARDS, Dave, of.....	1978-80
EISENREICH, Jim, of.....	1982-84
ENGLE, Dave, c.....	1981-85
ERICKSON, Roger, p.....	1978-82
ERICKSON, Scott, p.....	1990-95
<b>ESCOBAR, Eduardo, if.....</b>	<b>2012—</b>
ESPINOZA, Alvaro, ss.....	1984-86
EUFEMIA, Frank, p.....	1985
EVERETT, Adam, ss.....	2008
EYRE, Willie, p.....	2006

<b>F</b>	
FAEDO, Lenny, ss.....	1980-84
FELTON, Terry, p.....	1979-82
FERRER, Sergio, ss.....	1974-75
FETTERS, Mike, p.....	2003
<b>FIEN, Casey, p.....</b>	<b>2012—</b>
FIFE, Dan, p.....	1973-74
FILSON, Pete, p.....	1982-86
FIORÉ, Tony, p.....	2001-03
FISCHER, Bill, p.....	1964
FLORES, Randy, p.....	2010
<b>FLORIMON, Pedro, if.....</b>	<b>2012—</b>
FONTENOT, Ray, p.....	1986
FORD, Dan, of.....	1975-78
FORD, Lew, of.....	2003-07
*FORNIELES, Mike, p.....	1963
FOSNOW, Jerry, p.....	1964-65
FOX, Matt, p.....	2010
FRAZIER, George, p.....	1986-87
FREDERICK, Kevin.....	2002
<b>FRYER, Eric, c.....</b>	<b>2013—</b>
FUENTES, Brian, p.....	2010
FULTZ, Aaron, p.....	2004
FUNDERBURK, Mark, of.....	1981, 85

<b>G</b>	
GABINO, Armando, p.....	2009
GAETI, Gary, 3b.....	1981-90
GAGNE, Greg, ss.....	1983-92
GARAGOZZO, Keith, p.....	1994
GARCES, Rich, p.....	1990, 93
GARDNER, Billy, 2b.....	1961
GARZA, Matt, p.....	2006-07
GASSNER, Dave, p.....	2005
GATES, Brent, 2b-3b.....	1998-99
GEBHARD, Bob, p.....	1971-72
<b>GIBSON, Kyle, p.....</b>	<b>2013—</b>
*GIEL, Paul, p.....	1961
GLADDEN, Dan, of.....	1987-91
GOLTZ, Dave, p.....	1972-79
GOMEZ, Carlos, of.....	2008-09
GOMEZ, Chris, if.....	2003
GOMEZ, Luis, ss.....	1974-77
*GOMEZ, Ruben, p.....	1962
GONZALEZ, German, p.....	1988-89
GOODWIN, Danny, 1b.....	1979-81
GORINSKI, Bob, of.....	1977
GORYL, John, 2b.....	1962-64
GOZZO, Mauro, p.....	1992
GRAHAM, Dan, 3b.....	1979
GRANGER, Wayne, p.....	1972
GRANT, Jim, p.....	1964-67
GRAY, Jeff, p.....	2012
GREEN, Lenny, of.....	1961-64

PLAYER	SEASONS
GREISINGER, Seth, p.....	2004
GRZENDA, Joe, p.....	1969
GUARDADO, Eddie, p.....	1993-03, 2008
<b>GUERRIER, Matt, p.....</b>	<b>2004-10</b>
GUTH, Bucky, ss.....	1972
GUTHRIE, Mark, p.....	1989-95
GUZMAN, Cristian, ss.....	1999-04

<b>H</b>	
HACKER, Eric, p.....	2011
HALE, Chip, 2b.....	1989-90, 93-96
HALL, Jimmie, of.....	1963-66
HALL, Tom, p.....	1968-71
HAMM, Pete, p.....	1970-71
HANSELL, Greg, p.....	1996
HANDS, Bill, p.....	1973-74
HARDY, Carroll, of.....	1967
HARDY, J.J., ss.....	2010
HARPER, Brian, c.....	1988-93
HARRIS, Brendan, if.....	2008-10
HARRIS, Greg, p.....	1995
HARRISON, Roric, p.....	1978
HART, Mike, of.....	1984
HARTLEY, Mike, p.....	1993
HARTZELL, Paul, p.....	1979
HATCHER, Mickey, of.....	1981-86
HAVENS, Brad, p.....	1981-83
HAWKINS, LaTroy, p.....	1995-03
HAYDEL, Hal, p.....	1970-71
HEATON, Neal, p.....	1986
HEINTZ, Chris, c.....	2005-07
HENDRIKS, Liam, p.....	2011-13
HENN, Sean, p.....	2009
HENRY, Ron, c.....	1961, '64
HERNANDEZ, Jackie, ss.....	1967-68
HERNANDEZ, Livan, p.....	2008
HERNANDEZ, Pedro, p.....	2013
HERR, Tom, 2b.....	1988
<b>HERRMANN, Chris, c.....</b>	<b>2012—</b>
<b>HICKS, Aaron, of.....</b>	<b>2013—</b>
HILL, Donnie, inf.....	1992
*HILL, Herman, of.....	1969-70
HISLE, Larry, of.....	1973-77
HOBBS, Jack, p.....	1981
HOCKING, Denny, ss.....	1993-03
HODGE, Ed, p.....	1984
HOEY, Jim, p.....	2011-10
HOLLINS, Dave, 3b.....	1996
HOLLY, Jeff, p.....	1977-79
HOLM, Steve, c.....	2011
HOLT, Jim, of.....	1968-74
HORSMAN, Vince, p.....	1995
*HOWE, Steve, p.....	1985
HRBEK, Kent, 1b.....	1981-94
HUBER, Justin, 1b.....	2009
HUDSON, Orlando, 2b.....	2010
HUGHES, Dusty, p.....	2011
HUGHES, Jim, p.....	1974-77
HUGHES, Luke, if.....	2010-12
HUMBER, Philip, p.....	2008-09
HUNDLEY, Randy, c.....	1974
HUNTER, Torii, of.....	1997-2007
HUSKEY, Butch, of.....	2000

<b>I</b>	
INGRAM, Riccardo, of.....	1995
IZQUIERDO, Hank, c.....	1967

<b>J</b>	
JACKSON, Darrell, p.....	1978-82
JACKSON, Darrin, of.....	1997
JACKSON, Mike, p.....	2002
JACKSON, Ron, 1b.....	1979-81
JACKSON, Roy Lee, p.....	1986
*JACOBS, Lamar, of.....	1961
JAMES, Chuck, p.....	2011
JARVIS, Kevin, p.....	1997
JENSEN, Marcus, c.....	2000
JIMINEZ, Houston, ss.....	1983-84
JOHNSON, Adam, p.....	2001, 03
JOHNSON, Dave, p.....	1977-78
JOHNSON, Randy, of.....	1982
JOHNSON, Tom, p.....	1974-78
JOHNSTON, Greg, of.....	1980-81
JONES, Garrett, 1b-of.....	2007
JONES, Jacques, of.....	1999-05
JONES, Todd, p.....	2001



# TWINS ALL-TIME ROSTER

PLAYER	SEASONS
JORGENSEN, Ryan, c.....	2008
JORGENSEN, Terry, 3b .....	1989, 92-93

## K

KAAT, Jim, p.....	1961-73
KELLER, Ron, p.....	1966, 68
*KELLY, Pat, of.....	1967-68
KELLY, Roberto, of.....	1996-97
KELLY, Tom, 1b.....	1975
KEPPEL, Bobby, p.....	2009
KIELTY, Bobby, of.....	2001-03
*KILLEBREW, Harmon, 1b.....	1961-74
KINDALL, Jerry, 2b.....	1964-65
KINNEY, Matt, p.....	2000, 02
KINNUNEN, Mike, p.....	1980
KIPPER, Bob, p.....	1992
KLAWITTER, Tom, p.....	1985
*KLINE, Ron, p.....	1967
KLINGENBECK, Scott, p.....	1995-96
KLINK, Joe, p.....	1987
*KLIPPSTEIN, Johnny, p.....	1964-66
KNOBLAUCH, Chuck, 2b.....	1991-97
KOMATSU, Erik, of.....	2012
KOOSMAN, Jerry, p.....	1979-81
KORECKY, Bobby, p.....	2008
KOSCO, Andy, of.....	1965-67
KOSKIE, Corey, 3b.....	1998-04
KOSTRO, Frank, of.....	1964-65, 67-69
*KRALICK, Jack, p.....	1961-63
KRUEGER, Bill, p.....	1992
<b>KUBEL, Jason, of.....</b>	<b>2004-11</b>
KUNTZ, Rusty, of.....	1983
*KUSICK, Craig, 1b.....	1973-79

## L

LAMB, David, if.....	2002
LAMB, Mike, 3b.....	2008
LANDREAU, Ken, of.....	1979-80
LARKIN, Gene, 1b.....	1987-93
LaROCHE, Dave, p.....	1972
LASHER, Fred, p.....	1963
LATHAM, Bill, p.....	1986
LATHAM, Chris, of.....	1997-99
LAUDNER, Tim, c.....	1981-89
LAWTON, Matt, of.....	1995-01
*LEA, Charlie, p.....	1988
LEACH, Terry, p.....	1990-91
LeCROY, Matthew, c-1b.....	2000-05, 07
LEE, Derek, of.....	1993
LEE, Don, p.....	1961-62
LEIUS, Scott, 3b.....	1990-95
*LEMON, Jim, of.....	1961-63
LEPCIO, Ted, 3b.....	1961
LEWIS, Jim, p.....	1983
LINCOLN, Mike, p.....	1999-2000
LIRIANO, Francisco, p.....	2005-12
LIRIANO, Nelson, 2b.....	1990
*LIS, Joe, 1b.....	1973-74
LITTLE, Jeff, p.....	1982
LOHSE, Kyle, p.....	2001-06
LOMBARDOZZI, Steve, 2b.....	1985-88
LOOK, Bruce, c.....	1968
*LOWRY, Dwight, c.....	1988
LUEBBER, Steve, p.....	1971-72, 76
LUNDSTEDT, Tom, c.....	1975
LYSANDER, Rick, p.....	1983-85

## M

MAAS, Kevin, 1b.....	1995
MACHADO, Alejandro, if.....	2007
MACK, Shane, of.....	1990-94
MACKANIN, Pete, 2b.....	1980-81
MACRI, Matt, if.....	2008
MAHAY, Ron, p.....	2009-10
MAHOMES, Pat, p.....	1992-96
MAKSUDIAN, Mike, c-1b.....	1993
MALONEY, Matt, p.....	2012
MANNING, Jim, p.....	1962
MANRIQUE, Fred, 2b.....	1990
MANSHIP, Jeff, p.....	2009-12
MANUEL, Charlie, of.....	1969-72
*MARANDA, Georges, p.....	1962
MARQUIS, Jason, p.....	2012
MARSHALL, Mike, p.....	1978-80
*MARTIN, Billy, 2b.....	1961
*MARTINEZ, Orlando, ss.....	1962
MARTINEZ, Tippy, p.....	1988

PLAYER	SEASONS
MARTIS, Shairon, p.....	2013
MASON, Mike, p.....	1988
MASTELLER, Dan, 1b-of.....	1995

<b>MASTROIANNI, Darin, of.....</b>	<b>2012—</b>
<b>MAUER, Joe, c/1b.....</b>	<b>2004—</b>
MAXWELL, Jason, 2b.....	2000-01
MAYS, Joe, p.....	1999-2005
McCABE, Joe, c.....	1964
McCARTY, Dave, 1b-of.....	1993-95
McCRACKEN, Quinton, of.....	2001
*McDEVITT, Danny, p.....	1961
McDONALD, Darnell, of.....	2007
McKAY, Dave, 3b.....	1975-76
MEARES, Pat, ss.....	1993-98
MEIER, Dave, of.....	1984-85
MENDOZA, Minnie, 3b.....	1970
MERCADO, Orlando, c.....	1989
MERCED, Orlando, 1b-of.....	1998
MERRIMAN, Brett, p.....	1993-94
MERRITT, Jim, p.....	1965-68
MERULLO, Matt, c.....	1995
MIENTKIEWICZ, Doug, 1b.....	1998-04
MJARES, Jose, p.....	2008-11
MILBOURNE, Larry, 2b.....	1982
MILCHIN, Mike, p.....	1996
*MILLER, Bob, p.....	1968-69
MILLER, Corky, c.....	2005
MILLER, Damian, c.....	1997
MILLER, Jason, p.....	2007
MILLER, Travis, p.....	1996-02
MILTON, Eric, p.....	1998-03
*MINCHER, Don, 1b.....	1961-66
MITCHELL, Bobby, of.....	1982-83
MITTERWALD, George, c.....	1966, 68-73
MOELLER, Chad, c.....	2000
MOHR, Dustan, of.....	2001-03
MOLITOR, Paul, dh-1b.....	1996-98
MONROE, Craig, of.....	2008
*MONZON, Dan, 2b.....	1972-73
*MOORE, Ray, p.....	1961-63
MORALES, Jose, c.....	1978-80
MORALES, Jose, c.....	2007, 09-10
MORGAN, Mike, p.....	1998
MORILLO, Juan, p.....	2009
MORNEAU, Justin, 1b.....	2003-13
MORRIS, Danny, p.....	1968-69
MORRIS, Jack, p.....	1991
MORRIS, Warren, if.....	2002
MOSES, John, of.....	1988-90
MOTA, Danny, p.....	2000
MULHOLLAND, Terry, p.....	2004-05
MULVEY, Kevin, p.....	2009
MUNOZ, Oscar, p.....	1995
MUNOZ, Pedro, of.....	1990-95
MYERS, Greg, c.....	1996-97

## N

NAKAMURA, Micheal, p.....	2003
NARAGON, Hal, c.....	1961-62
NASH, Cotton, 1b.....	1969-70
NATHAN, Joe, p.....	2004-11
NAULTY, Dan, p.....	1996-98
NEAGLE, Denny, p.....	1991
NELSON, Mel, p.....	1965, 67
NESHEK, Pat, p.....	2006-10
NETTLES, Graig, of.....	1967-69
NETTLES, Jim, of.....	1970-72
NEVIN, Phil, dh.....	2006
NEWMAN, Al, if.....	1987-91
*NIEKRO, Joe, p.....	1987-88
NIEMANN, Randy, p.....	1987
NIESON, Chuck, p.....	1964
NIETO, Tom, c.....	1987-88
NISHIOKA, Tsuyoshi, if.....	2011-12
NIXON, Otis, of.....	1998
NIXON, Russ, c.....	1966-67
NORTON, Tom, p.....	1972
NORWOOD, Willie, of.....	1977-80
NOSSEK, Joe, of.....	1964-66

## O

OCHOA, Alex, of.....	1998
O'CONNOR, Jack, p.....	1981-84
OLKERS, Bryan, p.....	1983
OFFERMAN, Jose, if.....	2004
OLVEDA, Augie, if.....	2004
OLIVA, Tony, of.....	1962-76





# TWINS ALL-TIME ROSTER

PLAYER	SEASONS
OLIVERAS, Francisco, p	1989
<b>OLIVEROS, Lester, p</b>	<b>2011—</b>
OLLOM, Jim, p	1966-67
OLSON, Greg, c	1989
OLSON, Gregg, p	1997
OROSCO, Jesse, p	2003
ORTIZ, David, 1b	1997-02
ORTIZ, Junior, c	1990-91
ORTIZ, Ramon, p	2007

<b>P</b>	
PACELLA, John, p	1982
PAGLIARULO, Mike, 3b	1991-93
*PALMQUIST, Ed, p	1961
PARKS, Derek, c	1992-94
<b>PARMELEE, Chris, 1b-of</b>	<b>2011—</b>
PARRA, Jose, p	1995-96
PASCUAL, Camilo, p	1961-66
PASHNICK, Larry, p	1984
*PASTORE, Frank, p	1986
PAVANO, Carl, p	2009-12
PAZIK, Mike, p	1975-77
<b>PELFREY, Mike, p</b>	<b>2013—</b>
PERDOMO, Luis	2012
PERKINS, Dan, p	1999
<b>PERKINS, Glen, p</b>	<b>2006—</b>
PERLOZZO, Sam, 2b	1977
PERRANOSKI, Ron, p	1968-71
PERRY, Jim, p	1963-72
PERZANOWSKI, Stan, p	1978
PETTIBONE, Jay, p	1983
PIERZYNSKI, A.J., c	1998-03
<b>PINTO, Josmil, c</b>	<b>2013—</b>
PITTARO, Chris, 2b	1986-87
PLEIS, Bill, p	1961-66
<b>PLOUFFE, Trevor, if</b>	<b>2010—</b>
POEPPING, Mike, of	1975
PONSON, Sidney, p	2007
PORTUGAL, Mark, p	1985-88
*POST, Wally, of	1963
POWELL, Hosken, of	1978-81
POWELL, Paul, of	1971
*POWER, Vic, 1b	1962-64
<b>PRESLEY, Alex, of</b>	<b>2013—</b>
<b>PRESSLY, Ryan, p</b>	<b>2013—</b>
PRIDIE, Jason, of	2008
PRIETO, Alex, if	2003-04
PRINCE, Tom, c	2001-03
*PUCKETT, Kirby, of	1984-95
PULIDO, Carlos, p	1994, 03
PUNTO, Nick, if	2004-10
PUTNAM, Pat, 1b	1984

<b>Q</b>	
QUILICI, Frank, 2b	1965, 67-70
QUINLAN, Tom, 3b	1996
QUINONES, Luis, if	1992

<b>R</b>	
RAABE, Brian, 2b	1995-96
RABE, Josh, of	2006-07
RADKE, Brad, p	1995-06
RADLOSKY, Rob, p	1999
<b>RAMIREZ, Wilkin, of</b>	<b>2013—</b>
RAMOS, Pedro, p	1961
RAMOS, Wilson, c	2010
RANDALL, Bob, 2b	1976-80
RATH, Gary, p	1999
RATLIFF, Paul, c	1963, 70-71
RAUCH, Jon, p	2009-10
RAWLEY, Shane, p	1989
REARDON, Jeff, p	1987-89
REBOULET, Jeff, if	1992-96
REDFERN, Pete, p	1976-82
REDMAN, Mark, p	1999-01
REDMOND, Mike, c	2005-09
REED, Darren, of	1992
REED, Jeff, c	1984-86
REED, Rick, p	2001-03
REESE, Rich, 1b	1964-73
RENICK, Rick, 3b	1968-72
REPKO, Jason, of	2010-11
RESTOVICH, Michael, of	2002-04
REVERE, Ben, of	2010-12
REYES, Denny, p	2006-08
RINCON, Juan, p	2001-08
RITCHIE, Todd, p	1997-98

PLAYER	SEASONS
RIVAS, Luis, 2b	2000-05
RIVERA, Bombo, of	1978-80
RIVERA, Rene, c	2011
ROA, Joe, p	2004
ROBERTSON, Rich, p	1995-97
ROBERTSON, Tyler, p	2012-13
RODRIGUEZ, Frank, p	1995-98
RODRIGUEZ, Jose, p	2002
RODRIGUEZ, Luis, if	2005-07
RODRIGUEZ, Vic, 3b	1989
ROENICKE, Josh, p	2013
ROGERS, Kenny, p	2003
ROGGENBURK, Gary, p	1963, 65-66
*ROLAND, Jim, p	1962-64, 66-68
ROLLINS, Rich, 3b	1961-68
ROMERO, J.C., p	1999-05
ROOF, Phil, c	1971-76
*ROSEBORO, John, c	1968-69
RUIZ, Randy, 1b	2008
RYAN, Jason, p	1999-2000
RYAN, Michael, of	2002-05

<b>S</b>	
*SADOWSKI, Ted, p	1961-62
SALAS, Mark, c	1985-87
SAMPSON, Benj, p	1998-99
SANCHEZ, Alex, of	1986
SANDERS, Ken, p	1973
SANFORD, Mo, p	1995
SANTANA, Johan, p	2000-07
SAVAGE, Jack, p	1990
SCARCE, Mac, p	1978
SCHATZEDER, Dan, p	1987, '88
*SCHROLL, Al, p	1961
SCHROM, Ken, p	1983-85
SCHUELER, Ron, p	1977
SCHULLSTROM, Erik, p	1994-95
SEARS, Todd, 1b	2002-03
SERAFINI, Dan, p	1996-98
SERUM, Gary, p	1977-79
SEVCIK, John, c	1965
SHAVE, Jon, 3b	1998
SHELLENBACK, Jim, p	1977
SHIELDS, Steve, p	1989
SHIFFLETT, Garland, p	1964
SIEBLER, Dwight, p	1963-67
SIERRA, Ruben, of	2006
SILVA, Carlos, p	2004-06
SINGER, Bill, p	1976
SLAMA, Anthony, p	2010-11
SLOWEY, Kevin, p	2007-11
SMALLEY, Roy, ss	1976-82, '85-87
SMITH, Mike, p	2006
SMITH, Ray, c	1981-83
SMITH, Roy, p	1986-90
SMITHSON, Mike, p	1984-87
SMILEY, John, p	1992
SNYDER, Jim, 2b	1961-62, 64
SODERHOLM, Eric, 3b	1971-75
SOFIELD, Rick, of	1979-81
SORRENTO, Paul, 1b	1989-91
SPAN, Denard, of	2008-12
SPEIER, Chris, ss	1984
STAHOFIAK, Scott, 1b	1993, '95-98
STANFIELD, Kevin, p	1979
STANGE, Lee, p	1961-64
ST. CLAIRE, Randy, p	1989
STEINBACH, Terry, c	1997-99
STENHOUSE, Mike, of	1985
STEPHEN, Buzz, p	1968
STEVENS, Dave, p	1994-97
STEWART, Shannon, of	2003-06
STIGMAN, Dick, p	1962-65
*STOBBS, Chuck, p	1961
STRAKER, Les, p	1987-88
STRICKLAND, Jim, p	1971-73
SULLIVAN, Frank, p	1962-63
SUTTON, John, p	1978
<b>SWARZAK, Anthony, p</b>	<b>2009, 11—</b>
SWINDELL, Greg, p	1997-98

<b>T</b>	
TAPANI, Kevin, p	1989-95
TERRELL, Jerry, ss	1973-77
TEUFEL, Tim, 2b	1983-85
TEWKSBURY, Bob, p	1997-98
THAYER, Greg, p	1978



# TWINS ALL-TIME ROSTER

PLAYER	SEASONS
THIELBAR, Caleb, p.....	2013—
THOMAS, Brad, p.....	2001, 03
THOMAS, Clete, of.....	2012-13
THOMAS, George, of.....	1971
THOME, Jim, if.....	2010-11
*THOMPSON, Danny, ss.....	1970-76
THORMODSGARD, Paul, p.....	1977-79
TIANT, Luis, p.....	1970
TIFFEE, Terry, 3b.....	2004-06
TISCHINSKI, Tom, c.....	1969-71
TOLBERT, Matt, if.....	2008-11
TOLIVER, Fred, p.....	1988-89
TONKIN, Michael, p.....	2013—
TORVE, Kelvin, 1b.....	1988
TOSONI, Rene, of.....	2011
*TOVAR, Cesar, of.....	1965-72
TROMBLEY, Mike, p.....	1992-99, 2002
TSAMIS, George, p.....	1993
TUNNELL, Lee, p.....	1989
*TUTTLE, Bill, of.....	1961-63
TYNER, Jason, of.....	2005-07

U	
*UHLAENDER, Ted, of.....	1965-69
ULLGER, Scott, 1b.....	1983

V	
VALDESPINO, Sandy, of.....	1965-67
VALDIVIELSO, Jose, ss.....	1961
VALENCIA, Danny, if.....	2010-12
VALENTIN, Javier, c.....	1997-99, 2002
*VALO, Elmer, of.....	1961
VASQUEZ, Esmerling, p.....	2012
VEGA, Jesus, 1b.....	1979-80, 82
VERHOEVEN, John, p.....	1980-81
*VERSALLES, Zoilo, ss.....	1961-67
*VESELIC, Bob, p.....	1980-81
VIOLA, Frank, p.....	1982-89

W	
WALBECK, Matt, c.....	1994-96
WALDROP, Kyle, p.....	2011-12
WALKER, Todd, 3b.....	1996-00
WALTERS, Charley, p.....	1969
WALTERS, Mike, p.....	1983-84
WALTERS, P.J. p.....	2012-13

PLAYER	SEASONS
WALTON, Danny, of.....	1973, 75
WARD, Gary, of.....	1979-83
*WARD, Jay, 3b.....	1963-64
WARDLE, Curt, p.....	1984-85
WASHINGTON, Ron, ss.....	1981-86
WATKINS, Scott, p.....	1995
WATKINS, Tommy, if.....	2007
WAYNE, Gary, p.....	1989-92
WEBSTER, Lenny, c.....	1989-93
WELLS, Bob, p.....	1999-02
WELLS, Boomer, 1b.....	1982
*WERTZ, Vic, 1b.....	1963
WEST, David, p.....	1989-92
*WHISENANT, Pete, of.....	1961
WHITBY, Bill, p.....	1964
WHITE, Rondell, of.....	2006-07
WHITEHOUSE, Len, p.....	1983-85
WILEY, Mark, p.....	1975
WILFONG, Rob, 2b.....	1977-82
WILLIAMS, Al, p.....	1980-84
*WILLIAMS, Don, p.....	1963
WILLIAMS, Glenn, 3b.....	2005
WILLIAMS, Stan, p.....	1970-71
WILLINGHAM, Josh, of.....	2012—
WILLIS, Carl, p.....	1991-95
WILSON, Tack, of.....	1983
WINFIELD, Dave, of.....	1993-94
WINN, Jim, p.....	1988
WOLFE, Larry, 3b.....	1977-78
WOODS, Al, of.....	1986
WOODSON, Dick, p.....	1969-70, 72-74
WORLEY, Vance, p.....	2013—
WORTHINGTON, Al, p.....	1964-69
WYNEGAR, Butch, c.....	1976-82

Y	
YETT, Richard, p.....	1985, 90
YOUNG, Delmon, of.....	2008-11

Z	
ZAHN, Geoff, p.....	1977-80
ZEPP, Bill, p.....	1969-70
*ZIMMERMAN, Jerry, c.....	1962-68
(* — deceased.)	

736 Players



## 3-HOMER GAMES

TWINS	NO.	PLAYER	DATE	OPPONENT	AT-BATS (AB HR HIT)
	1	Bob Allison	5-17-63	at Cleveland	5 (3-4-5)
	2	Harmon Killebrew	9-21-63	at Boston	5 (1-3-5)
	3	Tony Oliva	7-03-73	at Kansas City	5 (1-3-5)
	4	Justin Morneau	7-06-07	at Chicago-AL	5 (1-2-4)
OPPONENTS	NO.	PLAYER	DATE	OPPONENT	AT-BATS (AB HR HIT)
	1	Tom McCraw	5-24-67	Chicago-AL	6 (2-4-6)
	2	Joe Lahoud	6-11-69	Boston	5 (1-3-5)
	3	Bobby Grich	6-18-74	at Baltimore	5 (2-3-4)
	4	Al Oliver	5-23-79	at Texas	4 (1-3-4)
	5	Eddie Murray	8-29-79	Baltimore	5 (3-4-5)
	6	Jeff Burroughs	8-14-81	Seattle	4 (1-3-4)
	7	Doug DeCinces	8-13-82	at California	5 (1-2-3)
	8	Harold Baines	9-17-84	Chicago-AL	4 (1-3-4)
	9	Cory Snyder	5-21-87	at Cleveland	4 (1-2-4)
	10	Joe Carter	7-19-89	Cleveland	5 (1-2-4)
	11	Dave Winfield	4-13-91	California	6 (1-2-3)
	12	Dave Henderson	8-03-91	at Oakland	5 (1-2-3)
	13	Juan Gonzalez	6-07-92	at Texas	4 (1-2-4)
	14	Darnell Coles	7-05-94	Toronto	5 (2-4-5)
	15	Ernie Young	5-10-96	at Oakland	5 (1-3-4)
	16	Geronimo Berroa	8-12-96	at Oakland	5 (1-2-5)
	17	Ivan Rodriguez	9-11-97	at Texas	4 (2-3-4)
	18	Edgar Martinez	5-18-99	at Seattle	5 (3-4-5)
	19	Ellis Burks	6-19-01	at Cleveland	7 (3-4-7)
	20	Hee-Seop Choi	6-12-05	at Los Angeles-NL	4 (1-4-6)
	21	Nick Markakis	8-22-06	at Baltimore	4 (1-2-3)
	22	Evan Longoria	9-18-08	at Tampa Bay	5 (1-3-4)
	23	Jose Bautista	5-15-11	Toronto	5 (2-3-4)
	24	Curtis Granderson	4-19-12	at New York-AL	5 (1-2-3)



# TWINS UNIFORM NUMBERS – 1961–2013

**0**

Junior Ortiz, 1990-91

**1**

Reno Bertoia, 1961  
 Billy Martin, 1961  
 Bernie Allen, 1963-64  
 Billy Martin, 1965-68 (Coach)  
 Billy Martin, 1969 (Manager)  
 Eric Soderholm, 1971-72  
 Rich Reese, 1973  
 Sergio Ferrer, 1974-75  
 Jerry Terrell, 1975-77  
 Larry Wolfe, 1978  
 Jesus Vega, 1980  
 Tim Corcoran, 1981  
 Ray Smith, 1982  
 Houston Jimenez, 1983  
 Alvaro Espinoza, 1984-86  
 John Moses, 1988-90  
 Jarvis Brown, 1991-92  
 Alex Cole, 1994-95  
 Otis Nixon, 1998  
 Jay Canizaro, 2000-02  
 Jason Kubel, 2004  
 Luis Castillo, 2006-07  
 Orlando Hudson, 2010  
 Tsuyoshi Nishioka, 2011-12  
 Alex Presley, 2013

**2**

Zoilo Versalles, 1961-67  
 Frank Kostro, 1968-69  
 Graig Nettles, 1969  
 Frank Crosetti, 1970-71 (Coach)  
 Bobby Darwin, 1972-75  
 John Briggs, 1975  
 Craig Kusick, 1975  
 Steve Braun, 1976  
 Randy Bass, 1977  
 John Castino, 1979-84  
 Chris Pittaro, 1986-87  
 Wally Backman, 1989  
 Nelson Liriano, 1990  
 Donnie Hill, 1992  
 Pat Meares, 1993-98  
 Luis Rivas, 2000-05  
 Denard Span, 2008-12  
 Brian Dozier, 2013

**3**

Harmon Killebrew, 1961-74

**4**

Bob Allison, 1961-70  
 Steve Braun, 1971-75  
 Gene Mauch, 1976-80 (Manager)  
 Mark Funderburk, 1981  
 Jim Eisenreich, 1982-84  
 Chris Speier, 1984  
 Steve Lombardozzi, 1985-88  
 Orlando Mercado, 1989  
 Chip Hale, 1990-95  
 Paul Molitor, 1996-98  
 Paul Molitor, 2000-01, 03 (Coach)  
 Augie Ojeda, 2004

**5**

Jose Valdivielso, 1961  
 Don Mincher, 1962-66  
 Russ Nixon, 1967  
 Bob Oldis, 1968 (Coach)  
 Leo Cardenas, 1969-70  
 Danny Thompson, 1970-76  
 Roy Smalley, 1976-82, 85-87  
 Ray Smith, 1983

Houston Jimenez, 1984  
 Jim Dwyer, 1988-90  
 Pedro Munoz, 1990-95  
 Roberto Kelly, 1996-97  
 Brent Gates, 1998-99  
 Michael Cuddyer, 2001-11  
 Eduardo Escobar, 2012-13

**6**

Billy Consolo, 1961  
 Ted Lepcio, 1961  
 Jim Snyder, 1962  
 Vic Wertz, 1963  
 Tony Oliva, 1964-75  
 Tony Oliva, 1976 (Player-Coach)  
 Tony Oliva, 1977-78, 85-91 (Coach)

**7**

Lenny Green, 1961-64  
 Jimmie Hall, 1964-66  
 Frank Quilici, 1967-70  
 Paul Ray Powell, 1971  
 Jim Nettles, 1971-72  
 Jerry Terrell, 1973-74  
 Danny Walton, 1975  
 Dave McKay, 1975-76  
 Rob Wilfong, 1977-82  
 Larry Milbourne, 1982  
 Boomer Wells, 1982  
 Scott Ullger, 1983  
 Dave Meier, 1984-85  
 Greg Gagne, 1987-92  
 Denny Hocking, 1993-2003  
 Joe Mauer, 2004-13

**8**

Hal Naragon, 1961  
 Johnny Goryl, 1963-64  
 Bernie Allen, 1965  
 Andy Kosco, 1965-66  
 Ron Clark, 1967-69  
 Paul Ratliff, 1970-71  
 Phil Roof, 1971-76  
 Glenn Adams, 1977-81  
 Gary Gaetti, 1982-90  
 David McCarty, 1993-95  
 Ron Coomer, 1996-2000  
 Quinton McCracken, 2001  
 Javier Valentin, 2002  
 Chris Gomez, 2003  
 Nick Punto, 2004-10  
 Jamey Carroll, 2012-13

**9**

Billy Gardner, 1961  
 Rich Rollins, 1961-68  
 Charlie Manuel, 1969-72  
 Larry Hisle, 1973-77  
 Bombo Rivera, 1978-80  
 Mickey Hatcher, 1981-86  
 Gene Larkin, 1987-93  
 Matt Walbeck, 1995-96  
 Orlando Merced, 1998  
 A. J. Pierzynski, 1998-99  
 Jason Maxwell, 2000-01  
 Steve Liddle, 2002-12 (Coach)  
 Ryan Doumit, 2013

**10**

Earl Battey, 1961-67  
 John Roseboro, 1968  
 Rick Renick, 1968-72  
 Joe Lis, 1973-74  
 Pat Bourque, 1974  
 Lyman Bostock, 1975-77  
 Hosken Powell, 1978-81  
 Bobby Mitchell, 1982-83  
 Jeff Reed, 1984-86

Tom Kelly, 1987-01 (Manager)

**11**

Ron Henry, 1961  
 George Banks, 1962-64  
 Frank Kostro, 1964-65  
 Frank Quilici, 1965  
 Bernie Allen, 1966  
 Ted Uhlaender, 1967-69  
 Brant Alyea, 1970-71  
 Steve Brye, 1972-76  
 Terry "Bud" Bulling, 1977  
 Sal Butera, 1980-82  
 Rusty Kuntz, 1983  
 Tim Teufel, 1983-85  
 Al Woods, 1986  
 Tom Nieto, 1987-88  
 Greg Olson, 1989  
 Chuck Knoblauch, 1991-97  
 Jacque Jones, 1999-05  
 Josh Rabe, 2006-07  
 Jason Pridie, 2008-09  
 Ben Revere, 2011-12  
 Clete Thomas, 2013

**12**

Bernie Allen, 1962-63  
 Ron Henry, 1964  
 Joe McCabe, 1964  
 Cesar Tovar, 1965-72  
 Danny Walton, 1973  
 Eric Soderholm, 1973-76  
 Rich Chiles, 1977-78  
 Rick Sofield, 1979-81  
 Lenny Faedo, 1982-84  
 Tack Wilson, 1983  
 Mark Salas, 1985-87  
 Brian Harper, 1988-93  
 Matt Merullo, 1995  
 Chip Hale, 1996  
 Todd Walker, 1997-2000  
 Danny Ardoin, 2000  
 Tom Prince, 2001-03  
 Michael Ryan, 2004-05  
 Jason Tyner, 2006-07  
 Adam Everett, 2008  
 Alexi Casilla, 2010-12  
 Chris Herrmann, 2013

**13**

Bill Tuttle, 1961-62  
 Rich Reese, 1964-65  
 John Roseboro, 1968-69  
 Dick Woodson, 1972-74  
 Tom Lundstedt, 1975  
 Mike Pagliarulo, 1991-93  
 Todd Walker, 1996  
 Jerry White, 1999-2012 (Coach)

**14**

Pedro Ramos, 1961  
 Sam Mele, 1961-67 (Manager)  
 Danny Monzon, 1972-73  
 Glenn Borgmann, 1974-79  
 Pete Mackanin, 1980-81  
 Kent Hrbek, 1982-94

**15**

Jack Kralick, 1961-63  
 Bill Dailey, 1963-64  
 Al Worthington, 1964-68  
 George Mitterwald, 1969-73  
 Randy Hundley, 1974  
 Dan Ford, 1975-78  
 Ron Jackson, 1979-81  
 Tim Laudner, 1981-89  
 Lenny Webster, 1991-93  
 Ron Coomer, 1995



# TWINS UNIFORM NUMBERS – 1961–2013

Dave Hollins, 1996  
Darrin Jackson, 1997  
Jon Shave, 1998  
Cristian Guzman, 1999–2004  
Brent Abernathy, 2005  
Phil Nevin, 2006  
Glen Perkins, 2008–13

## 16

Bert Cueto, 1961  
Johnny Goryl, 1962  
Joe Nossek, 1964  
Jerry Kindall, 1964–65  
Ted Uhlaender, 1966  
Frank Kostro, 1967  
Ron Perranoski, 1968–71  
Bob Gebhard, 1971–72  
Dan Fife, 1973–74  
Tom Kelly, 1975  
Eddie Bane, 1975  
Butch Wynegar, 1979–82  
Frank Viola, 1982–89  
Bob Kipper, 1992  
Derek Parks, 1992–94  
Dan Masteller, 1995  
Dan Serafini, 1996–98  
Midre Cummings, 1999–2000  
Doug Mientkiewicz, 2001–04  
Glenn Williams, 2005  
Jason Kubel, 2006–11  
Josh Willingham, 2012–13

## 17

Camilo Pascual, 1961–66  
Jim Merritt, 1967  
Joe Grzenda, 1969  
Leo Cardenas, 1970–71  
Dave LaRoche, 1972  
Bill Hands, 1973  
Bill Butler, 1974–75  
Pete Redfern, 1976–82  
Bryan Oelkers, 1983  
Eddie Hodge, 1984  
Dennis Burt, 1985–86  
Les Straker, 1987–88  
Rick Aguilera, 1989  
Fred Manrique, 1990  
Larry Casian, 1991  
Jeff Reboulet, 1992–96  
Greg Swindell, 1997–98  
Dustan Mohr, 2001–03  
Alex Prieto, 2004  
Juan Castro, 2005–06  
Pat Neshek, 2006–10  
Lester Oliveros, 2011–12  
Doug Bernier, 2013

## 18

Paul Giel, 1961  
Danny McDevitt, 1961  
Dick Stigman, 1962–65  
Rich Reese, 1966  
Jim Ollom, 1967  
Tom Hall, 1968  
Dick Woodson, 1969  
Bill Rigney, 1970–72 (Manager)  
Eddie Bane, 1973, 76  
Mike Pazik, 1975  
Mark Wiley, 1975  
Don Carrithers, 1977  
Greg Thayer, 1978  
Paul Hartzell, 1979  
Greg Johnston, 1980  
Ray Smith, 1981  
Terry Felton, 1982  
Ken Schrom, 1983–85  
Alejandro Sanchez, 1986  
Don Baylor, 1987  
Tom Herr, 1988  
Kelvin Torve, 1988

Shane Rawley, 1989  
Paul Sorrento, 1991  
Darren Reed, 1992  
Eddie Guardado, 1993–2003, 08  
Jason Bartlett, 2004–07  
Matt Macri, 2008  
Luis Ayala, 2009  
Orlando Cabrera, 2009  
Jason Repko, 2010–11  
Ryan Doumit, 2012  
Bobby Cuellar, 2013 (Coach)

## 19

Jim Donohue, 1962  
Bill “Shorty” Pleis, 1962–66  
Jim Roland, 1967–68  
Al Worthington, 1969  
Herman Hill, 1970  
Sal Campisi, 1971  
Jim Strickland, 1971–73  
Tom Burgmeier, 1974–77  
Roger Erickson, 1978–82  
John Pacella, 1982  
Rick Lysander, 1983–85  
Larry Pashnick, 1984  
Roy Smith, 1986  
Randy Niemann, 1987  
Mark Portugal, 1988  
Larry Casian, 1990  
Scott Erickson, 1991–95  
Greg Hansell, 1996  
Bob Tewksbury, 1997  
Mike Lincoln, 1999–00  
Grant Balfour, 2001, 03–04  
Mike Trombley, 2002  
Mike Smith, 2006  
Sidney Ponson, 2007  
Howie Clark, 2008  
Justin Huber, 2009  
Danny Valencia, 2010–11  
Darin Mastroianni, 2012–13

## 20

Don Lee, 1961–62  
Frank Sullivan, 1962–63  
Lee Stange, 1963–64  
Bill Bethea, 1964  
John Sevcik, 1965  
Russ Nixon, 1966–67  
Rich Reese, 1967–72  
Ken Sanders, 1973  
Vic Albury, 1973–76  
Gary Serum, 1977–79  
Bob Veselic, 1980  
Dave Engle, 1981–85  
Billy Beane, 1986–87  
Mike Mason, 1988  
John Christensen, 1988  
Vic Rodriguez, 1989  
Jack Savage, 1990  
Pat Mahomes, 1992–96  
Travis Miller, 1997–2002  
Jose Rodriguez, 2002  
Lew Ford, 2003–07  
Matt Tolbert, 2008–11  
Brian Dozier, 2012  
Josh Roenicke, 2013

## 21

Ray Moore, 1961–63  
Garland “Duck” Shifflett, 1964  
Bill Fischer, 1964  
Gary Dotter, 1964  
Bernie Allen, 1966  
Walter Bond, 1967  
Hank Izquierdo, 1967  
Bob Miller, 1968  
Tom Hall, 1969–71  
Wayne Granger, 1972  
Joe Decker, 1973–76

Tom Johnson, 1976–78  
Jeff Holly, 1979  
Terry Felton, 1979  
Len Faedo, 1980–81  
Greg Johnston, 1981  
Jesus Vega, 1982  
Jim Lewis, 1983  
Keith Comstock, 1984  
Andre David, 1984, 86  
George Frazier, 1987  
Doug Baker, 1988–90  
Mike Trombley, 1992–99  
Eric Milton, 2000–03  
Henry Blanco, 2004  
Bret Boone, 2005  
Jason Tyner, 2005  
Ruben Sierra, 2006  
Matt Garza, 2006–07  
Delmon Young, 2008–11  
Jason Marquis, 2012  
Samuel Deduno, 2012–13

## 22

Dan Dobbek, 1961  
Jerry Zimmerman, 1962–68  
Jerry Zimmerman, 1967 (Player-Coach)  
Tom Tischinski, 1969–71  
Tom Norton, 1972  
Craig Kusick, 1974–79  
John Briggs, 1975  
John Verhoeven, 1980–81  
Randy Johnson, 1982  
Len Whitehouse, 1983–85  
Keith Atherton, 1986–88  
Carmelo Castillo, 1989–91  
Bill Krueger, 1992  
George Tsamis, 1993  
Carlos Pulido, 1994  
Brad Radke, 1996–2006  
Carlos Gomez, 2008–09  
Danny Valencia, 2012  
Matt Carson, 2012  
Wilkin Ramirez, 2013

## 23

Jim Lemon, 1961–63  
Dave Boswell, 1965–70  
Ray Corbin, 1971–75  
Steve Luebber, 1976  
Paul Thormodsgard, 1977–79  
Doug Corbett, 1980–82  
Pete Filson, 1982–86  
Roy Lee Jackson, 1986  
Roy Smith, 1987–90  
Willie Banks, 1991–93  
Matt Walbeck, 1994  
Greg Harris, 1995  
Tom Quinlan, 1996  
Todd Ritchie, 1997  
Benj Sampson, 1999  
Bobby Kielty, 2001–03  
Shannon Stewart, 2003–06  
Matthew LeCroy, 2007  
Brendan Harris, 2008–10  
Rene Tosoni, 2011  
Chris Herrmann, 2012  
Tom Brunansky, 2013 (Coach)

## 24

Pete Whisenant, 1961  
Ed Palmquist, 1961  
Paul Ratliff, 1963  
Joe Nossek, 1965–66  
Ron Clark, 1966  
Andy Kosco, 1967  
Jackie Hernandez, 1967–68  
Darrell Brandon, 1969  
Steve Barber, 1970–71  
Pete Hamm, 1971  
George Thomas, 1971





## TWINS UNIFORM NUMBERS – 1961–2013

Glenn Borgmann, 1972  
 Bill Campbell, 1973-76  
 Willie Norwood, 1977-80  
 Chuck Baker, 1981  
 Tom Brunansky, 1982-88  
 Shane Mack, 1990-94  
 Kevin Maas, 1995  
 Riccardo Ingram, 1995  
 Greg Myers, 1996-97  
 Travis Baptist, 1998  
 Matthew LeCroy, 2000-05  
 Rondell White, 2006-07  
 Mike Lamb, 2008  
 Joe Crede, 2009  
 Trevor Plouffe, 2010-13

### 25

Lamar Jacobs, 1961  
 Jim Roland, 1964  
 John Sevcik, 1965  
 Dwight Siebler, 1965-67  
 Pat Kelly, 1967-68  
 Bruce Look, 1968  
 Bill Zepp, 1969-70  
 Rick Dempsey, 1971-72  
 Mike Adams, 1972-73  
 Luis Gomez, 1974-77  
 Danny Goodwin, 1979-81  
 Randy Bush, 1982-93  
 Rich Becker, 1993-97  
 Alex Ochoa, 1998  
 Doug Mientkiewicz, 1999-2000  
 Joe Mays, 2001-03, 05  
 Alexi Casilla, 2006-09  
 Jim Thome, 2010-11  
 Erik Komatsu, 2012  
 Pedro Florimon, 2012-13

### 26

Jay Ward, 1963  
 Bud Bloomfield, 1964  
 Jerry Fosnow, 1964-65  
 Jim Merritt, 1965-68  
 Mel Nelson, 1967  
 Jim Holt, 1970-74  
 Mike Poepping, 1975  
 Mike Pazik, 1976  
 Mike Cubbage, 1976-80  
 Kent Hrbek, 1981  
 Darrell Brown, 1983-84  
 Frank Eufemia, 1985  
 Al Newman, 1987-91  
 J. T. Bruett, 1992-93  
 Brian Raabe, 1995-96  
 Kevin Jarvis, 1997  
 Javier Valentin, 1997-99  
 A. J. Pierzynski, 2000-03  
 Pat Borders, 2004  
 Boof Bonser, 2006-09  
 Jose Morales, 2010  
 Brian Dinkelman, 2011

### 27

Chuck Stobbs, 1961  
 Gary Dotter, 1963  
 Ruben Gomez, 1962  
 Mike Fornieles, 1963  
 Johnny Klippstein, 1965-66  
 Ron Kline, 1967  
 Danny Morris, 1968-69  
 Charley Walters, 1969  
 Jerry Crider, 1969  
 Minnie Mendoza, 1970  
 Bucky Guth, 1972  
 Glenn Borgmann, 1973  
 Dave Johnson, 1977-78  
 Mike Bacsik, 1979-80  
 Al Williams, 1980  
 Brad Havens, 1981-83  
 Mark Brown, 1985

Mark Davidson, 1986-88  
 Lee Tunnell, 1989  
 Terry Jorgensen, 1992-93  
 Mike Durant, 1996  
 David Ortiz, 1997-2002  
 Justin Morneau, 2003-05  
 Willie Eyre, 2006  
 Jeff Cirillo, 2007  
 Matt Macri, 2008  
 J.J. Hardy, 2010  
 Steve Holm, 2011  
 Chris Parmelee, 2012-13

### 28

Don Mincher, 1961  
 Pedro Ramos, 1961  
 Vic Power, 1962-64  
 Sandy Valdespino, 1965-67  
 Graig Nettles, 1968  
 Bert Blyleven, 1970-76, 85-88  
 Jim Shellenback, 1977  
 Mac Scarce, 1978  
 Mike Marshall, 1978-80  
 Al Williams, 1980-84  
 Chris Latham, 1998-99  
 Marcus Jensen, 2000  
 Jack Cressend, 2001-02  
 Jesse Crain, 2004-10

### 29

Julio Becquer, 1961  
 Fred Lasher, 1963  
 Wally Post, 1963  
 Chuck Nieson, 1964  
 Mel Nelson, 1965  
 George Mitterwald, 1966  
 Rod Carew, 1967-78

### 30

Jimmie Hall, 1963-64  
 Jay Ward, 1964  
 Garry Roggenburk, 1965-66  
 Jim Ollom, 1966  
 Carroll Hardy, 1967  
 Hal Haydel, 1970-71  
 Dave Goltz, 1972-79  
 Fernando Arroyo, 1980-82  
 Paul Boris, 1982  
 Mike Walters, 1983-84  
 Steve Howe, 1985  
 Juan Agosto, 1986  
 Jeff Bittiger, 1987  
 Francisco Oliveras, 1989  
 Terry Leach, 1990-91  
 Gregg Olson, 1997  
 Mike Morgan, 1998  
 Brian Buchanan, 2000-02  
 James Baldwin, 2003  
 Jose Offerman, 2004  
 Scott Baker, 2005-12  
 Kevin Correia, 2013

### 31

Bill Dailey, 1963  
 Jim Perry, 1963-72  
 Jim Hughes, 1974-77  
 Darrell Jackson, 1978-82  
 Ken Brett, 1979  
 Mike Hart, 1984  
 Greg Gagne, 1984-86  
 Dan Schatzeder, 1987  
 Fred Toliver, 1988-89  
 Scott Leius, 1990-95  
 Dan Naulty, 1996-98  
 Chad Allen, 1999-01  
 Rick Reed, 2001-03  
 J. D. Durbin, 2004  
 Darnell McDonald, 2007  
 Juan Morillo, 2009

Alex Burnett, 2010-12  
 Oswaldo Arcia, 2013

### 32

Elmer Valo, 1961  
 Garry Roggenburk, 1963  
 Jim Roland, 1966  
 Dean Chance, 1967-69  
 Dick Woodson, 1970  
 Steve Luebber, 1971-72  
 Tom Johnson, 1975  
 Bobby Randall, 1976-80  
 Gary Ward, 1980-83  
 John Butcher, 1984-86  
 Neal Heaton, 1986  
 Dan Gladden, 1987-91  
 Dave Winfield, 1993-94  
 LaTroy Hawkins, 1995-2003  
 Terry Tiffie, 2004-06  
 Brian Buscher, 2007-09  
 Ron Mahay, 2010  
 Rene Rivera, 2011  
 Aaron Hicks 2013

### 33

Joe Bonikowski, 1962  
 Jackie Collum, 1962  
 Ruben Gomez, 1962  
 Fred Lasher, 1963  
 Jim "Mudcat" Grant, 1964-67  
 Luis Tiant, 1970  
 Pete Hamm, 1971  
 Mike Pazik, 1977  
 Mike Marshall, 1978  
 Dave Edwards, 1978-80  
 Jack O'Connor, 1981-84  
 Mike Stenhouse, 1985  
 Frank Pastore, 1986  
 Sal Butera, 1987  
 Tom Herr, 1988  
 Mike Cook, 1989  
 Bernardo Brito, 1992-93, 95  
 Frank Rodriguez, 1995-98  
 J. C. Romero, 1999-2005  
 Justin Morneau, 2006-13

### 34

Jim Roland, 1963  
 Dwight Siebler, 1964  
 Ron Clark, 1966  
 Ted Uhlaender, 1966  
 Pete Hamm, 1970  
 Jim Nettles, 1970  
 Ron Schueler, 1977  
 Jose M. Morales, 1978-80  
 Don Cooper, 1981-82  
 Kirby Puckett, 1984-95

### 35

Ted Sadowski, 1961  
 Joe Altobelli, 1961  
 Gerry Arrigo, 1963-64  
 Pete Cimino, 1966  
 Ron Keller, 1966  
 Graig Nettles, 1967  
 Stan Williams, 1970-71  
 Bob Gorinski, 1977  
 Gary Ward, 1979  
 Mike Kinnunen, 1980  
 Bob Veselic, 1981  
 Jay Pettibone, 1983  
 Pat Putnam, 1984  
 Tom Klawitter, 1985  
 Bill Latham, 1986  
 John Candelaria, 1990  
 Ron Gardenhire, 1991-2013 (Coach/Mgr.)



# TWINS UNIFORM NUMBERS – 1961–2013

## 36

Jim Kaat, 1961-73  
Jeff Holly, 1977-78  
Jerry Koosman, 1979-81  
Jeff Little, 1982  
Curt Wardle, 1984-85  
Mark Portugal, 1985-87  
Joe Niekro, 1987-88  
Steve Shields, 1989  
Kevin Tapani, 1989-95  
Terry Steinbach, 1997-99  
Rick Reed, 2001  
Warren Morris, 2002  
Joe Nathan, 2004-11  
Clete Thomas, 2012  
Terry Steinbach, 2013 (Coach)

## 37

Tony Oliva, 1962-63  
Steve Brye, 1970-71  
Bill Butler, 1977  
Roric Harrison, 1978  
Dan Graham, 1979  
Jesus Vega, 1979  
Terry Felton, 1980-81  
Bobby Castillo, 1982-84  
Rich Yett, 1985  
Ray Fontenot, 1986  
Dan Schatzeder, 1988  
Paul Abbott, 1990-92  
Scott Stahoviak, 1993, 95-98  
Adam Johnson, 2001  
Kenny Rogers, 2003  
Dennys Reyes, 2006-08  
Ron Mahay, 2009  
Ben Revere, 2010  
Jim Hoey, 2011  
Sean Burroughs, 2012  
Mike Pelfrey, 2013

## 38

Fred Bruckbauer, 1961  
Marty Martinez, 1962  
Tony Oliva, 1964  
Ron Keller, 1969  
Rick Dempsey, 1970  
Geoff Zahn, 1977-80  
Ron Washington, 1981-86  
Steve Carlton, 1987-88  
Karl Best, 1988  
Randy St. Claire, 1989  
Rick Aguilera, 1990-99  
Sean Bergman, 2000  
Casey Blake, 2000-02  
Adam Johnson, 2003  
Aaron Fultz, 2004  
Luis Rodriguez, 2005-07  
Philip Humber, 2008-09  
Luke Hughes, 2010-12  
Cole De Vries, 2012-13

## 39

Lee Stange, 1961-63  
Jim Nettles, 1970  
Stan Perzanowski, 1978  
Brad Havens, 1981  
Gary Gaetti, 1981  
Ron Davis, 1982-86  
George Frazier, 1986  
Dwight Lowry, 1988  
Mike Dyer, 1989  
David West, 1991-92  
Steve Dunn, 1994-95  
Damian Miller, 1997  
Bob Tewksbury, 1998  
Chad Moeller, 2000  
Juan Rincon, 2001-08

R.A. Dickey, 2009  
Anthony Slama, 2010-11  
P.J. Walters, 2012-13

## 40

Ed Palmquist, 1961  
Bill "Shorty" Pleis, 1961  
Cotton Nash, 1970  
Joe Nosssek, 1976 (Coach)  
Sam Perlozzo, 1977  
John Sutton, 1978  
Kevin Stanfield, 1979  
Jack Hobbs, 1981  
Juan Berenguer, 1987-90  
Steve Bedrosian, 1991  
Marty Cordova, 1995-99  
John Barnes, 2000-01  
Rick Anderson, 2002-13 (Coach)

## 41

Gary Dotter, 1961  
John Sevcik, 1965  
Eddie Lyons, 1976 (Coach)  
Karl Kuehl, 1977-82 (Coach)  
Tom Kelly, 1983-86 (Coach)  
Tom Kelly, 1986 (Manager)  
Jeff Reardon, 1987-89  
Richard Garces, 1990, 93  
Rich Yett, 1990  
Dave Stevens, 1994-97  
Eric Milton, 1998-99  
Michael Restovich, 2002-04  
Chris Heintz, 2005-07  
Bobby Korecky, 2008  
Drew Butera, 2010-13

## 42

Gerry Arrigo, 1961  
Jim Manning, 1962  
Buzz Stephen, 1968  
Ralph Rowe, 1972-75 (Coach)  
Don McMahon, 1976-77 (Coach)  
Camilo Pascual, 1978-80 (Coach)  
Billy Gardner, 1981 (Coach)  
Billy Gardner, 1981-85 (Manager)  
Dick Such, 1985-97 (Coach)  
Butch Huskey, 2000  
Mike Jackson, 2002

## 43

Al Schroll, 1961  
Don Williams, 1963  
Cal Ermer, 1967-68 (Manager)  
Art Fowler, 1969 (Coach)  
Frank Quilici, 1971-72 (Coach)  
Frank Quilici, 1972-75 (Manager)  
Jerry Zimmerman, 1976-80 (Coach)  
Rick Stelmazek, 1981-2012 (Coach)  
Josmil Pinto, 2013

## 44

Jim Roland, 1962, 64  
Vern Morgan, 1969-75 (Coach)  
Ken Landreaux, 1979-80  
Mickey Hatcher, 1981  
Jim Lemon, 1981-84 (Coach)  
Ray Miller, 1985-86 (Manager)  
Rick Renick, 1987-90 (Coach)  
Chili Davis, 1991-92  
Jim Deshaies, 1993-94  
Jerald Clark, 1995  
Dick Such, 1997-2001 (Coach)  
David Lamb, 2002  
Rob Bowen, 2003-04  
Ramon Ortiz, 2007  
Ryan Jorgenson, 2008  
Bobby Keppel, 2009

Randy Flores, 2010  
Chuck James, 2011  
Matt Maloney, 2012  
Kyle Gibson, 2013

## 45

Ted Sadowski, 1962  
Jim Holt, 1968  
Johnny Goryl, 1969, 79-80 (Coach)  
Bob Rodgers, 1970-74 (Coach)  
Lee Stange, 1975 (Coach)  
Johnny Goryl, 1979-80 (Coach)  
Johnny Goryl, 1980-81 (Manager)  
Jim Shellenback, 1983 (Coach)  
Wayne Terwilliger, 1986-94  
Terry Mulholland, 2004-05  
Scott Ullger, 1995-2004, 06-13 (Coach)

## 46

Gerry Arrigo, 1962  
George Case, 1968 (Coach)  
Charlie Silvera, 1969 (Coach)  
Marv Grissom, 1970-71 (Coach)  
Al Worthington, 1972-73 (Coach)  
Johnny Podres, 1981-85 (Coach)  
Joe Klink, 1987  
German Gonzalez, 1988-89  
Scott Erickson, 1990  
Terry Crowley, 1991-98 (Coach)  
Bob Wells, 1999-2002  
Alex Prieto, 2003  
Terry Mulholland, 2004  
Scott Ullger, 2004-05 (Coach)  
Joe Vavra, 2006-13 (Coach)

## 47

Georges Maranda, 1962  
Sandy Valdespino, 1965  
Early Wynn, 1967-69 (Coach)  
Sherry Robertson, 1970 (Coach)  
Gary Wayne, 1989-90, 92  
Jack Morris, 1991  
Bret Merriman, 1993-94  
Rich Robertson, 1995-97  
Corey Koskie, 1998-2004  
Francisco Liriano, 2005-12

## 48

Joe McCabe, 1964  
Johnny Goryl, 1968 (Coach)  
Bill Singer, 1976  
Mike Smithson, 1984-87  
Jim Winn, 1988  
Jerry White, 1989, 95 (Coach)  
Gary Wayne, 1991  
Larry Casian, 1992-94  
Torii Hunter, 1997-07  
Carl Pavano, 2009-12

## 49

Bud Bloomfield, 1964  
Bob Miller, 1968-69  
Bill Hands, 1974  
Allan Anderson, 1986-91  
Luis Quinones, 1992  
Mike Hartley, 1993  
Dan Perkins, 1999  
Kyle Lohse, 2001-06  
Jason Miller, 2007  
Craig Breslow, 2008-09  
Jeff Manship, 2009-12  
Vance Worley, 2013





## TWINS UNIFORM NUMBERS – 1961–2013

**50**

David West, 1989-90  
Matt Lawton, 1995-2001  
Kevin Frederick, 2002  
Jesse Orosco, 2003  
Joe Beimel, 2004  
Garrett Jones, 2007  
Jose Mijares, 2008-11  
Casey Fien, 2012-13

**51**

Cookie Lavagetto, 1961 (Manager)  
George Strickland, 1962 (Coach)  
Hal Naragon, 1963-66 (Coach)  
Dave Engle, 1981  
Greg Booker, 1989  
Carl Willis, 1991-95  
Scott Watkins, 1995  
Mike Milchin, 1996  
Brent Brede, 1996-97  
Doug Mientkiewicz, 1998  
Rob Radlosky, 1999  
Matt Kinney, 2000, 02  
Carlos Pulido, 2003-04  
Corky Miller, 2005  
Julio DePaula, 2007  
Brian Fuentes, 2010  
Anthony Swarzak, 2009, 11-13

**52**

Ed Lopat, 1961 (Coach)  
Ed FitzGerald, 1962-64 (Coach)  
Jim Lemon, 1965-67 (Coach)  
Lenny Webster, 1989-90  
Mauro Gozzo, 1992  
Derek Lee, 1993  
Kevin Campbell, 1994-95  
Scott Kligenbeck, 1995-96  
Shane Bowers, 1997  
Danny Mota, 2000  
Tony Fiore, 2001-03  
Carlos Silva, 2004-07  
Brian Duensing, 2009-13

**53**

Floyd Baker, 1961-64 (Coach)  
Johnny Sain, 1965-66 (Coach)  
Charlie Lea, 1989  
Mark Guthrie, 1989-95  
Benj Sampson, 1998  
Joe Mays, 1999-2000  
Mike Duvall, 2001-02  
Nick Blackburn, 2007-12  
Gene Glynn, 2013 (Coach)

**54**

Sam Mele, 1961 (Coach)  
Gordon Maltzberger, 1962-64 (Coach)  
Tim Drummond, 1989-90  
Keith Garagozzo, 1994  
Mo Sanford, 1995  
Jason Ryan, 1999-2000  
Mike Ryan, 2002-03  
Matt Guerrier, 2004-10  
Phil Dumatra, 2011  
Eric Fryer, 2013

**55**

Clyde McCullough, 1961 (Coach)  
Danny Thompson, 1970  
Paul Sorrento, 1989-90

Oscar Munoz, 1995  
Mark Redman, 1999-2001  
Mike Feters, 2003  
Mike Redmond, 2005-09  
Clay Condrey, 2010  
Matt Capps, 2010-12  
Chris Colabello, 2013

**56**

Terry Jorgensen, 1989  
Jose Parra, 1995-96  
Cleatus Davidson, 1999  
Brad Thomas, 2001, 03-04  
Travis Bowyer, 2005  
Carmen Cal, 2007  
Randy Ruiz, 2008  
Rob Delaney, 2010  
Dusty Hughes, 2011  
Caleb Thielbar, 2013

**57**

Tippy Martinez, 1988  
John Smiley, 1992  
Greg Brummett, 1993  
Vince Horsman, 1995  
Scott Aldred, 1996-97  
Gary Rath, 1999  
Johan Santana, 2000-07  
Kyle Waldrop, 2011-12  
Ryan Pressly, 2013

**58**

Bill Whitby, 1964  
Chip Hale, 1989  
Denny Neagle, 1991  
Erik Schullstrom, 1994-95  
Hector Carrasco, 1998-2001  
Todd Sears, 2002-03  
Seth Greisinger, 2004  
Jose Morales, 2007, 09  
Clay Condrey, 2010  
Scott Diamond, 2011-13

**59**

Tom Edens, 1991-92  
Mike Maksudian, 1993  
Brad Radke, 1995  
Erik Bennett, 1996  
Travis Miller, 1996  
Chris Latham, 1997  
Jack Cressend, 2000-01  
Todd Jones, 2001  
Micheal Nakamura, 2003  
Dave Gassner, 2005  
Kevin Slowey, 2007-11  
Esmerling Vasquez, 2012  
Michael Tonkin, 2013

**60**

Glen Perkins, 2006-07  
Brian Bass, 2008  
Sean Henn, 2009  
Jon Rauch, 2009-10  
Jeff Gray, 2012  
Pedro Hernandez, 2013

**61**

Tommy Watkins, 2007  
Livan Hernandez, 2008  
Kevin Mulvey, 2009  
Matt Fox, 2010

Eric Hacker, 2011  
Jared Burton, 2012-13

**62**

Al Newman, 2002-05 (Coach)  
Joel Lepel, 2006 (Coach)  
Liam Hendriks, 2011-13

**63**

Armando Gabino, 2009  
Joe Benson, 2011  
Andrew Albers, 2013

**64**

Bill Springman, 2000 (Coach)  
Chris Parmelee, 2011  
Tyler Robertson, 2013  
Shairon Martis, 2013

**65**

Nelson Prada, 2011 (Coach)

**66**

Steve Liddle, 1999 (Coach)

**67**

Rick Knapp, 1999, 2006 (Coach)  
Luis Perdomo, 2012

**68**

Phil Roof, 2000, 11 (Coach)  
Tom Nieto, 2009 (Coach)

**69**

Stan Cliburn, 2007 (Coach)

**70**

Stu Cliburn, 2005 (Coach)

**71**

Joe Roa, 2004

**72**

Pat Neshek, 2006

**77**

Tony Batista, 2006

**78**

Bobby Cuellar, 2003-04 (Coach)

**81**

Riccardo Ingram, 2008 (Coach)

**89**

Gene Glynn, 2012 (Coach)



# TWINS TRADES – 1961–2013

NO.	DATE	CLUB	RECEIVED	POS.	TRADED	POS.
1	6-1-61	Kansas City	Bill Tuttle	of	Reno Bertoia	3b
2	6-1-61	Milwaukee	Billy Martin	2b	Paul Giel	p
3	6-14-61	New York-AL	Danny McDevitt	p	Billy Consolo	ss
4	1-30-62	Cincinnati	Jerry Zimmerman	c	Billy Gardner	2b
5	4-2-62	Cleveland	Vic Power	1b	Dan Dobbek	of
6	5-29-62	Los Angeles-AL	Dick Stigman	p	Pedro Ramos	p
7	8-20-62	Cleveland	Jim Donohue	p	Don Lee	p
8	5-2-63	Cleveland	Ruben Gomez	p	Jackie Collum	p
9	6-11-64	Los Angeles-AL	Jim Perry	p	Georges Maranda	p
10	6-15-64	Cleveland	Frank Kostro	of	Jack Kralick	p
11	10-15-64	Washington	Jim Grant	p	Lenny Green	of
12	12-4-64	Cincinnati	Ken Retzer	c	Vic Power	1b
13	4-6-66	Boston	Cesar Tovar	of	George Banks	3b
14	12-2-66	California	Russ Nixon	c	Lee Stange	p
15	12-3-66	Washington	Chuck Schilling	2b	Joe McCabe	c
16	11-28-67	Los Angeles-NL	Dean Chance	p	Gerry Arriago	p
17	12-2-67	Pittsburgh	Jackie Hernandez	ss	Jose Calero	1b
18	11-21-68	Cincinnati	Ron Kline	p	Dick Stigman	p
19	7-4-69	Chicago-AL	Bob Miller	p	Pete Cimino	p
20	7-8-69	Seattle	Ron Perranoski	p	Jimmie Hall	of
21	12-12-69	Cleveland	John Roseboro	c	Don Mincher	1b
22	3-21-70	Washington	Bob Oliver	1b	Bernie Allen	2b
23	10-20-70	St. Louis	Leo Cardenas	ss	Camilo Pascual	p
24	3-29-71	Detroit	Cotton Nash	1b	Jim Grant	p
25	7-8-71	Milwaukee	Darrell Brandon	p	Zoilo Versalles	ss
26	9-1-71	St. Louis	Luis Tiant	p	Bob Miller	p
27	10-22-71	Los Angeles-NL	Stan Williams	p	Graig Nettles	3b
28	11-30-71	California	Brant Alyea	of	Ted Uhlaender	of
29	12-3-71	Cincinnati	Sal Campisi	p	Joe Grzenda	p
30	4-7-72	Cincinnati	Jim Kennedy	ss	Charley Walters	p
31	10-31-72	New York-AL	Mike Adams	of	Herman Hill	of
32	11-29-72	St. Louis	Art Clifford	p	Bob Wissler	of
33	11-30-72	Philadelphia	Phil Roof	c	Bill Zepp	p
34	11-30-72	Chicago-NL	Dan Ford	p	Paul Ratliff	c
35	3-27-73	Detroit	Fred Rico	of	Stan Williams	p
36	3-28-73	Milwaukee	Bob Darwin	of	Paul Powell	of
37	10-27-73	Kansas City	Dave LaRoche	p	Leo Cardenas	ss
38	10-27-73	Los Angeles-NL	Wayne Granger	p	Tom Hall	p
39	12-6-73	Chicago-NL	Greg Garrett	p	Pete Hamm	p
40	5-4-74	New York-AL	Dan Walton	of	Rick Dempsey	c
41	8-19-74	Oakland	John Cumberland	p	Wayne Granger	p
42	10-23-74	Oakland	Larry Hisle	of	Cesar Tovar	of
43	6-14-75	Milwaukee	Joe Lis	1b	Dave LaRoche	p
44	10-24-75	Philadelphia	Ken Reynolds	p	Jim Perry	p
45	12-23-75	Los Angeles-NL	Ken Sanders	p	Ken Reynolds	p
			Joe Decker	p	Ken Gill	p
			Bill Hands	p	Charlie Manuel	of
			Bob Maneely	p	George Mitterwald	c
			Danny Fife	p	Dick Woodson	p
			Mike Ferraro	3b	Jim Holt	1b
			Tom Burgmeier	p	Pat Bourque	1b
			Jim Fairey	of	Dennis Myers	p
			Randy Hundley	c	John Briggs	of
			Mike Pazik	p	Larry Cox	ss
			Pat Bourque	1b	Bob Randall	2b
			Dan Ford	of		
			Dennis Myers	p		
			John Briggs	of		
			Larry Cox	c		
			Bob Randall	2b		

HISTORY RECORDS  
2014  
ASG



# TWINS TRADES – 1961–2013

NO.	DATE	CLUB	RECEIVED	POS.	TRADED	POS.
46	6-1-76	Texas	Mike Cabbage	3b	Bert Blyleven	p
			Jim Gideon	p	Danny Thompson	ss
			Bill Singer	p		
			Roy Smalley	ss		
47	12-4-78	California	Danny Goodwin	c	Dan Ford	of
			Ron Jackson	1b		
48	12-8-78	New York-NL	Jerry Koosman	p	Greg Field	p
					Jesse Orosco	p
49	2-3-79	California	Dave Engle	c	Rod Carew	1b
			Paul Hartzell	p		
			Brad Havens	p		
			Ken Landreaux	of		
50	2-12-79	Boston	Dave Coleman	of	Larry Wolfe	3b
51	4-2-79	Chicago-AL	John Verhoeven	p	John Sutton	p
52	12-6-79	Philadelphia	Pete Mackanin	2b	Paul Thormodsgard	p
53	12-6-79	Baltimore	Tom Chism	1b	Dan Graham	3b
54	12-8-80	San Diego	Chuck Baker	ss	Dave Edwards	of
55	12-12-80	Seattle	Byron McLaughlin	p	Willie Norwood	of
56	3-30-81	Los Angeles-NL	Mickey Hatcher	of	Ken Landreaux	of
			Matt Reeves	p		
			Kelly Snider	1b		
57	8-22-81	Detroit	Tim Corcoran	1b	Ron Jackson	1b
58	8-30-81	Chicago-AL	Randy Johnson	of	Jerry Koosman	p
			Ivan Mesa	ss		
			Kevin Flannery	p		
59	12-28-81	Toronto	Boomer Wells	1b	Hosken Powell	of
60	1-7-82	Los Angeles-NL	Bobby Castillo	p	Scotti Madison	c
			Bobby Mitchell	of	Paul Voigt	p
61	4-10-82	New York-AL	Paul Boris	p	Gary Serum	p
			Ron Davis	p	Roy Smalley	ss
			Greg Gagne	ss		
62	5-11-82	California	Tom Brunansky	of	Doug Corbett	p
			Mike Walters	p	Rob Wilfong	2b
63	5-12-82	New York-AL	Pete Filson	p	Roger Erickson	p
			Larry Milbourne	2b	Butch Wynegar	c
			John Pacella	p		
64	7-2-82	Cleveland	Larry Littleton	of	Larry Milbourne	2b
65	11-1-82	Texas	Len Whitehouse	p	John Pacella	p
66	12-10-82	Toronto	Dave Baker	3b	Don Cooper	p
67	1-7-83	Houston	Rick Lysander	p	Bob Veselic	p
68	3-25-83	Detroit	Stine Poole	c	Sal Butera	c
69	3-28-83	Los Angeles-NL	Tack Wilson	of	Ivan Mesa	ss
70	6-21-83	Chicago-AL	Rusty Kuntz	of	Mike Sodders	3b
71	12-5-83	Detroit	Larry Pashnick	p	Rusty Kuntz	of
72	12-7-83	Texas	John Butcher	p	Gary Ward	of
			Mike Smithson	p		
			Sam Sorce	c		
73	8-19-84	St. Louis	Chris Speier	ss	Jay Pettibone	p
74	8-29-84	Seattle	Pat Putnam	1b	Carson Carroll	2b
75	12-7-84	San Diego	Floyd Chiffer	p	Ray Smith	c
76	1-9-85	Montreal	Mike Stenhouse	of	Jack O'Connor	p
77	2-19-85	Chicago-AL	Roy Smalley	ss	Randy Johnson	1b
					Ron Scheer	of
78	3-27-85	Baltimore	Mark Brown	p	Brad Havens	p
79	8-1-85	Cleveland	Bert Blyleven	p	Jay Bell	ss
					Curt Wardle	p
					Jim Weaver	of
					Richard Yett	p
80	12-12-85	Boston	Charlie Mitchell	p	Mike Stenhouse	of
81	1-7-86	Cleveland	Ramon Romero	p	Bryan Oelkers	p
			Roy Smith	p	Ken Schrom	p
82	1-16-86	Detroit	Chris Pittaro	2b	Dave Engle	c
			Alex Sanchez	of		
83	1-16-86	New York-NL	Billy Beane	of	Pat Crosby	of
			Joe Klink	p	Tim Teufel	2b
			Bill Latham	p		
84	4-30-86	Chicago-AL	Juan Agosto	p	Pete Filson	p
			Kurt Walker	p		
85	5-20-86	Oakland	Keith Atherton	p	Eric Broersma	p
86	6-20-86	Cleveland	Neal Heaton	p	John Butcher	p
			Kevin Trudeau	p		



# TWINS TRADES – 1961–2013

NO.	DATE	CLUB	RECEIVED	POS.	TRADED	POS.
87	8-13-86	Chicago-NL	Ray Fontenot George Frazier Julius McDougal	p p ss	Dewayne Coleman Ron Davis	p p
88	2-3-87	Montreal	Tom Nieto Jeff Reardon	c p	Al Cardwood Neal Heaton Yorkis Perez Jeff Reed	p p p c
89	2-20-87	Montreal	Al Newman	2b	Mike Shade	p
90	3-31-87	San Francisco	David Blakley Dan Gladden	p of	Jose Dominguez Bryan Hickerson Ray Velasquez	p p p
91	6-6-87	New York-AL	Joe Niekro	p	Mark Salas	c
92	6-23-87	Philadelphia	Dan Schatzeder	p	Danny Clay Tom Schwarz	p 3b
93	7-31-87	Cleveland	Steve Carlton	p	Jeff Perry	p
94	8-31-87	Boston	Don Baylor	of	Enrique Rios	p
95	2-5-88	Philadelphia	Fred Toliver	p	Chris Calvert	c
96	2-24-88	Detroit	Doug Baker	ss	Julius McDougal	ss
97	3-24-88	Detroit	Balvino Galvez	p	Billy Beane	of
98	4-22-88	St. Louis	Tom Herr	2b	Tom Brunansky	of
99	8-28-88	Baltimore	Jim Dwyer	of	Doug Kline	p
100	10-24-88	Philadelphia	Shane Rawley	p	Eric Bullock Tom Herr Tom Nieto	of 2b c
101	11-3-88	California	Mike Cook Paul Sorrento Rob Wassenaar	p 1b p	Bert Blyleven Kevin Trudeau	p p
102	12-4-88	Houston	Todd McClure	p	Mark Portugal	p
103	12-7-88	New York-NL	Wally Backman Mike Santiago	2b p	Jeff Bumgarner Steve Gasser Toby Nivens	p p p
104	3-20-89	New York-AL	Steve Shields	p	Balvino Galvez	p
105	3-21-89	Houston	Ramon Cedenio Mica Lewis	of 2b	Steve Lombardozzi	2b
106	3-26-89	Cleveland	Carmelo Castillo	of	Keith Atherton	p
107	6-29-89	San Diego	Greg Booker	p	Fred Toliver	p
108	7-31-89	New York-NL	Rick Aguilera Tim Drummond Jack Savage Kevin Tapani David West	p p p p p	Loy McBride Frank Viola	of p
109	8-28-89	Montreal	Alonzo Powell	of	Jim Dwyer	of
110	1-12-90	Montreal	Jim Dwyer	of	Jim Davins	p
111	4-4-90	Pittsburgh	Orlando Lind Junior Ortiz	p c	Mike Pomeranz	p
112	4-12-90	Texas	Fred Manrique	2b	Jeff Satzinger	p
113	5-30-90	San Francisco	Ed Gustafson	p	Francisco Oliveras	p
114	7-27-90	Toronto	Nelson Liriano Pedro Munoz	2b of	John Candelaria	p
115	12-5-90	San Francisco	Steve Bedrosian	p	Johnny Ard Jimmy Williams	p p
116	3-17-92	Pittsburgh	John Smiley	p	Midre Cummings Denny Neagle	of p
117	3-28-92	Cleveland	Curt Leskanic Oscar Munoz	p p	Paul Sorrento	1b
118	8-31-92	Montreal	Darren Reed	of	Bill Krueger	p
119	11-18-92	New York-NL	Pat Howell	of	Darren Reed	of
120	12-5-92	Philadelphia	Mike Hartley	p	David West	p
121	3-26-93	Colorado	Brett Merriman	p	Rob Wassenaar Gary Wayne	p p
122	8-15-93	Baltimore	Erik Schullstrom	p	Mike Pagliarulo	3b
123	8-28-93	San Francisco	Greg Brummett Andres Duncan Aaron Fultz	p if p	Jim Deshaies	p
124	11-24-93	Chicago-NL	Dave Stevens Matt Walbeck	p c	Willie Banks	p
125	3-14-94	Montreal	Cash		Lenny Webster	c
126	8-31-94	Cleveland	Cash		Dave Winfield	dh
127	6-8-95	Cincinnati	John Courtright	p	Dave McCarty	1b
128	7-6-95	Boston	J.J. Johnson Frank Rodriguez	of p	Rick Aguilera	p

HISTORY / RECORDS  
2014  
MLB



# TWINS TRADES – 1961–2013

NO.	DATE	CLUB	RECEIVED	POS.	TRADED	POS.
129	7-7-95	Baltimore	Kimera Barte	of	Scott Erickson	p
			Scott Klingenberg	p		
130	7-31-95	Los Angeles-NL	Ron Coomer	3b	Mark Guthrie	p
			Greg Hansell	p	Kevin Tapani	p
			Chris Latham	of		
			Jose Parra	p		
131	8-26-96	Boston	Brian Looney	p	Pat Mahomes	p
132	8-29-96	Seattle	David Ortiz	1b	Dave Hollins	3b
133	4-8-97	Cincinnati	Cash		Scott Klingenberg	p
134	8-14-97	Atlanta	Mark Lewis	of	Greg Colbrunn	1b
135	8-21-97	Seattle	Joe Mays	p	Roberto Kelly	of
			Jeromy Palki	p		
136	8-30-97	Milwaukee	Michael Fieldbinder	p	Darrin Jackson	of
137	9-5-97	Atlanta	Steve Hacker	1b	Greg Myers	c
138	12-12-97	New York-NL	Alex Ochoa	of	Rich Becker	of
139	2-6-98	New York-AL	Brian Buchanan	of	Chuck Knoblauch	2b
			Cristian Guzman	ss		
			Eric Milton	p		
			Daniel Mota	p		
140	7-31-98	Boston	John Barnes	of	Greg Swindell	p
			Matt Kinney	p	Orlando Merced	of
			Joe Thomas	p		
141	8-25-98	Chicago-NL	Scott Downs	p	Mike Morgan	p
142	11-16-98	New York-AL	Allen Butler	3b	Dan Naulty	p
143	12-14-98	Milwaukee	Darrell Nicholas	of	Alex Ochoa	of
144	3-31-99	Chicago-NL	Cash		Dan Serafini	p
145	5-21-99	Chicago-NL	Kyle Lohse	p	Rick Aguilera	p
			Jason Ryan	p	Scott Downs	p
146	8-3-99	Houston	Josh Dimmick	c	George Williams	c
147	12-7-99	Colorado	Scott Randall	p	Chris Latham	of
148	12-13-99	Florida	Johan Santana	p	Jared Camp	p
			Cash			
149	7-16-00	Colorado	Todd Sears	1b	Butch Huskey	of
			Cash		Todd Walker	2b
150	8-31-00	Boston	Hector De Los Santos	ss	Midre Cummings	of
151	9-10-00	Boston	Lew Ford	of	Hector Carrasco	p
152	3-28-01	Arizona	Hanley Frias	if	Chad Moeller	c
153	7-28-01	Detroit	Todd Jones	p	Mark Redman	p
154	7-30-01	New York-NL	Rick Reed	p	Matt Lawton	of
155	7-12-02	San Diego	Jason Bartlett	ss	Brian Buchanan	of
156	11-15-02	Milwaukee	Matt Yeatman	p	Matt Kinney	p
			Gerard Oakes	p	Javier Valentin	c
157	7-16-03	Toronto	Shannon Stewart	of	Bobby Kielty	of
			Dave Gassner	lhp		
158	8-31-03	New York-AL	Jesse Orosco	lhp	Juan Padilla	rhp
159	9-9-03	San Diego	Alex Garcia	if	Todd Sears	1b
160	11-14-03	San Francisco	Joe Nathan	rhp	A.J. Pierzynski	c
			Boof Bonser	rhp	Cash	
			Francisco Liriano	lhp		
161	12-3-03	Philadelphia	Carlos Silva	rhp	Eric Milton	lhp
			Nick Punto	if		
			Bobby Korecky	rhp		
162	12-15-03	San Francisco	J.T. Thomas	lhp	Dustan Mohr	of
163	4-21-04	Boston	Cash		Brad Thomas	lhp
164	7-31-04	Chicago-NL	Justin Jones	lhp	Doug Mientkiewicz	1b
165	7-11-05	Seattle	Bret Boone	2b	PTBNL	
			Cash			
166	12-2-05	Florida	Luis Castillo	2b	Travis Bowyer	rhp
					Scott Tyler	rhp
167	12-9-05	Los Angeles-AL	Alexi Casilla	if	J.C. Romero	lhp
168	6-15-06	Cincinnati	Brandon Roberts	of	Juan Castro	ss
169	7-31-06	Cincinnati	Zach Ward	rhp	Kyle Lohse	rhp
170	8-31-06	Chicago-NL	Phil Nevin	1b/dh	Adam Harben	rhp
171	7-30-07	New York-NL	Drew Butera	c	Luis Casillo	2b
			Dustin Martin	of		
172	8-15-07	Colorado	Matt Macri	3b	Ramon Ortiz	rhp
173	11-21-07	Chicago-NL	Craig Monroe	of	Doug Deeds	of
174	11-28-07	Tampa Bay	Delmon Young	of	Matt Garza	rhp
			Brendan Harris	if	Jason Bartlett	if
			Jason Pridie	of	Eduardo Morlan	rhp



# TWINS TRADES – 1961–2013

NO.	DATE	CLUB	RECEIVED	POS.	TRADED	POS.
175	2-2-08	New York-NL	Carlos Gomez Philip Humber Kevin Mulvey Deolis Guerra	of rhp rhp rhp	Johan Santana	lhp
176	8-25-08	Texas	Eddie Guardado	lhp	Mark Hamburger	rhp
177	7-31-09	Oakland	Orlando Cabrera	ss	Tyler Ladendorf	if
178	8-7-09	Cleveland	Carl Pavano	rhp	PTBNL (Yohan Pino)	rhp
179	8-28-09	Arizona	Jon Rauch	rhp	Kevin Mulvey	rhp
180	11-9-09	Milwaukee	J.J. Hardy	ss	Cash	
181	12-10-09	Boston	PTBNL (Chris Province)	rhp	Carlos Gomez	of
182	7-29-10	Washington	Matt Capps	rhp	Boof Bonser	rhp
183	8-27-10	Los Angeles-AL	Brian Fuentes	lhp	Wilson Ramos	c
184	12-9-10	Baltimore	Jim Hoey	rhp	PTBNL (Loek Van Mil)	rhp
			Brett Jacobson	rhp	J.J. Hardy	ss
					Brendan Harris	if
					Cash	
185	12-16-10	Colorado	Paul Bargas	lhp	Jose Morales	c
186	3-28-11	Atlanta	Scott Diamond	lhp	Billy Bullock	rhp
187	8-15-11	Detroit	Cole Nelson	lhp	Delmon Young	of
			PTBNL (Lester Oliveros)	rhp		
188	8-25-11	Cleveland	Cash		Jim Thome	dh
189	12-6-11	Colorado	PTBNL (Daniel Turpen)	rhp	Kevin Slowey	rhp
190	7-28-12	Chicago-AL	Eduardo Escobar	if	Francisco Liriano	lhp
			Pedro Hernandez	lhp		
191	8-5-12	Boston	Jeremias Pineda	of	Danny Valencia	if
192	11-29-12	Washington	Alex Meyer	rhp	Denard Span	of
193	12-6-12	Philadelphia	Vance Worley	rhp	Ben Revere	of
			Trevor May	rhp		
194	7-31-13	Los Angeles-NL	PTBNL (Miguel Sulbaran)	rhp	Drew Butera	c
195	8-11-13	Kansas City	Cash or PTBNL		Jamey Carroll	if
196	8-31-13	Pittsburgh	Alex Presley	of	Justin Morneau	if
			PTBNL (Duke Welker)	rhp		
197	11-19-13	Pittsburgh	Kris Johnson	lhp	Duke Welker	rhp
198	12-18-13	Atlanta	Sean Gilmartin	lhp	Ryan Doumit	c

## LAST TRADE WITH...

### AMERICAN LEAGUE

TRADES	TEAM	LAST TRADE
6	Baltimore	12/9/10
12	Boston	8/5/12
7	Chicago	7/28/12
15	Cleveland	8/25/11
10	Detroit	8/15/11
4	Houston	8/3/99
3	Kansas City	8/11/13
10	Los Angeles	8/27/10
10	New York	8/31/03
5	Oakland	7/31/09
6	Seattle	7/11/05
1	Tampa Bay	11/28/07
5	Texas	8/25/08
4	Toronto	7/16/03
3	Washington	3/21/70

OBTAINED
Jim Hoey, Brett Jacobson
Jeremias Pineda
Eduardo Escobar, Pedro Hernandez
Cash
Cole Nelson, Lester Oliveros
Josh Dimmick
PTBNL or cash
Brian Fuentes
Jesse Orosco
Orlando Cabrera
Bret Boone, Cash
Delmon Young, Brendan Harris, Jason Pridie
Eddie Guardado
Shannon Stewart
Brant Alyea

TRADED
J.J. Hardy, Brendan Harris, cash
Danny Valencia
Francisco Liriano
Jim Thome
Delmon Young
George Williams
Jamey Carroll
PTBNL (Loek Van Mil)
Juan Padilla
Tyler Ladendorf
PTBNL or Cash
Matt Garza, Jason Bartlett, Eduardo Morlan
Mark Hamburger
Bobby Kielty
Joe Grzenda, Charley Walters

### NATIONAL LEAGUE

TRADES	TEAM	LAST TRADE
2	Arizona	8/28/09
3	Atlanta	12/18/13
10	Chicago	11/21/07
9	Cincinnati	7/31/06
6	Colorado	12/6/11
2	Florida/Miami	12/2/05
9	Los Angeles	7/31/13
8	Milwaukee	11/6/09
9	New York	2/2/08
9	Philadelphia	12/6/12
5	Pittsburgh	11/19/13
5	St. Louis	4/22/88
5	San Diego	9/9/03
6	San Francisco	12/15/03
9	Wash./ Montreal	11/29/12

OBTAINED
Jon Rauch
Sean Gilmartin
Craig Monroe
Zach Ward
PTBNL (Daniel Turpen)
Luis Castillo
PTBNL (Miguel Sulbaran)
J.J. Hardy
Carlos Gomez, Phil Humber,
Kevin Mulvey, Deolis Guerra
Vance Worley, Trevor May
Kris Johnson
Tom Herr
Alex Garcia
J.T. Thomas
Alex Meyer

TRADED
PTBNL (Kevin Mulvey) and Cash
Ryan Doumit
PTBNL (Doug Deeds)
Kyle Lohse
Kevin Slowey
Travis Bowyer, Scott Tyler
Drew Butera
Carlos Gomez
Johan Santana
Ben Revere
Duke Welker
Tom Brunansky
Todd Sears
Dustan Mohr
Denard Span

HISTORY / RECORDS  
2014  
MLB



# TWINS ANNUAL AWARDS

## CALVIN R. GRIFFITH AWARD — MOST VALUABLE TWIN

(Twins First Owner)

1961.....	Harmon Killebrew	1979.....	Roy Smalley	1997.....	Brad Radke
1962.....	Vic Power	1980.....	John Castino	1998.....	Matt Lawton
1963.....	Earl Battey	1981.....	Doug Corbett	1999.....	Brad Radke
1964.....	Tony Oliva	1982.....	Gary Ward	2000.....	Matt Lawton
1965.....	*Zolo Versailles	1983.....	John Castino	2001.....	Doug Mientkiewicz
1966.....	Harmon Killebrew	1984.....	Kent Hrbek	2002.....	Torii Hunter
1967.....	Harmon Killebrew	1985.....	Kirby Puckett	2003.....	Shannon Stewart
1968.....	Cesar Tovar	1986.....	Kirby Puckett	2004.....	Johan Santana
1969.....	*Harmon Killebrew	1987.....	Jeff Reardon	2005.....	Johan Santana
1970.....	Harmon Killebrew	1988.....	Kirby Puckett	2006.....	*Justin Morneau
1971.....	Leo Cardenas	1989.....	Kirby Puckett	2007.....	Torii Hunter
1972.....	Rod Carew	1990.....	Brian Harper	2008.....	Justin Morneau
1973.....	Rod Carew	1991.....	Jack Morris	2009.....	*Joe Mauer
1974.....	Rod Carew	1992.....	Kirby Puckett	2010.....	Joe Mauer
1975.....	Rod Carew	1993.....	Brian Harper	2011.....	Michael Cuddyer
1976.....	Rod Carew	1994.....	Kirby Puckett	2012.....	Josh Willingham
1977.....	*Rod Carew	1995.....	Chuck Knoblauch	2013.....	Joe Mauer
1978.....	Roy Smalley	1996.....	Chuck Knoblauch		( * — also American League MVP)

Award voted on by the Twin Cities Chapter of the BBWAA

## JOSEPH W. HAYNES AWARD — TWINS PITCHER OF THE YEAR

(Former Twins Executive Vice-President)

1962.....	Camilo Pascual	1980.....	Doug Corbett	1998.....	Mike Trombley
1963.....	Bill Dailey	1981.....	Doug Corbett	1999.....	Brad Radke
1964.....	Al Worthington	1982.....	Bobby Castillo	2000.....	Eric Milton
1965.....	Jim Grant	1983.....	Ken Schrom	2001.....	Joe Mays
1966.....	Jim Kaat	1984.....	Frank Viola	2002.....	Eddie Guardado
1967.....	Dean Chance	1985.....	Ron Davis	2003.....	Johan Santana
1968.....	Dean Chance	1986.....	Bert Blyleven	2004.....	*Johan Santana
1969.....	Jim Perry	1987.....	Frank Viola	2005.....	Johan Santana
1970.....	*Jim Perry	1988.....	*Frank Viola	2006.....	*Johan Santana
1971.....	Bert Blyleven	1989.....	Allan Anderson	2007.....	Johan Santana
1972.....	Jim Kaat	1990.....	Rick Aguilera	2008.....	Joe Nathan
1973.....	Bert Blyleven	1991.....	Jack Morris	2009.....	Joe Nathan
1974.....	Bill Campbell	1992.....	John Smiley	2010.....	Carl Pavano
1975.....	Jim Hughes	1993.....	Rick Aguilera	2011.....	Glen Perkins
1976.....	Bill Campbell	1994.....	Kevin Tapani	2012.....	Scott Diamond
1977.....	Dave Goltz	1995.....	Brad Radke	2013.....	Glen Perkins
1978.....	Mike Marshall	1996.....	Frank Rodriguez		( * — also American League Cy Young)
1979.....	Jerry Koosman	1997.....	Brad Radke		

Award voted on by the Twin Cities Chapter of the BBWAA

## BILL BONI AWARD — TWINS OUTSTANDING ROOKIE

(Former St. Paul Dispatch-Pioneer Press Executive Sports Editor)

1962.....	Bernie Allen	1980.....	Doug Corbett	1997.....	None Awarded
1963.....	Jimmie Hall	1981.....	Dave Engle	1998.....	Eric Milton
1964.....	*Tony Oliva	1982.....	Kent Hrbek	1999.....	Cristian Guzman
1965.....	Sandy Valdespino	1983.....	Darrell Brown	2000.....	Mark Redman
1966.....	Cesar Tovar	1984.....	Kirby Puckett	2001.....	Luis Rivas
1967.....	*Rod Carew	1985.....	Mark Salas	2002.....	Bobby Kielty
1968.....	Ron Clark	1986.....	Steve Lombardozzi	2003.....	Lew Ford
1969.....	George Mitterwald	1987.....	Les Straker	2004.....	Joe Mauer
1970.....	Bert Blyleven	1988.....	None Awarded	2005.....	Jesse Crain
1971.....	Steve Braun	1989.....	Gary Wayne	2006.....	Francisco Liriano
1972.....	Bob Darwin	1990.....	Kevin Tapani	2007.....	Matt Garza
1973.....	Jerry Terrell	1991.....	*Chuck Knoblauch	2008.....	Denard Span
1974.....	Craig Kusick	1992.....	Mike Trombley	2009.....	Jose Mijares
1975.....	Dan Ford	1993.....	Pat Meares	2010.....	Danny Valencia
1976.....	Butch Wynegar	1994.....	Matt Walbeck	2011.....	Ben Revere
1977.....	Paul Thormodsgard	1995.....	*Marty Cordova	2012.....	Scott Diamond
1978.....	Roger Erickson	1996.....	Ron Coomer	2013.....	Caleb Thielbar
1979.....	*John Castino				

Award voted on by the Twin Cities Chapter of the BBWAA

( \* — also American League Rookie of the Year)

## JIM KAAT AWARD — DEFENSIVE PLAYER OF THE YEAR

(Former Twins Pitcher)

2012.....	Ben Revere
2013.....	Pedro Florimon

Award voted on by the Twin Cities Chapter of the BBWAA



# TWINS ANNUAL AWARDS

## CHARLES O. JOHNSON AWARD — MOST IMPROVED TWIN (Former Minneapolis Star and Tribune Sports Editor)

1963.....	Lee Stange	1980.....	John Castino	1997.....	Brad Radke
1964.....	Jim Kaat	1981.....	Sal Butera	1998.....	Todd Walker
1965.....	Don Mincher	1982.....	Gary Ward	1999.....	Eric Milton
1966.....	Jim Kaat	1983.....	Mickey Hatcher	2000.....	Cristian Guzman
1967.....	Ted Uhlaender	1984.....	Frank Viola	2001.....	Joe Mays
1968.....	Ted Uhlaender	1985.....	Ron Davis	2002.....	LaTroy Hawkins
1969.....	Rod Carew	1986.....	Gary Gaetti	2003.....	Johan Santana
1970.....	Cesar Tovar	1987.....	Greg Gagne	2004.....	Juan Rincon
1971.....	Cesar Tovar	1988.....	Allan Anderson	2005.....	Carlos Silva
1972.....	Danny Thompson	1989.....	Brian Harper	2006.....	Michael Cuddyer
1973.....	Jim Holt	1990.....	Mark Guthrie	2007.....	Carlos Silva
1974.....	Glenn Borgmann	1991.....	Shane Mack	2008.....	Alexi Casilla
1975.....	Phil Roof	1992.....	Mark Guthrie	2009.....	Michael Cuddyer
1976.....	Lyman Bostock	1993.....	Larry Casian	2010.....	Delmon Young
1977.....	Rod Carew	1994.....	Chuck Knoblauch	2011.....	Glen Perkins
1978.....	Roy Smalley	1995.....	Pedro Munoz	2012.....	Ben Revere
1979.....	Rob Wilfong	1996.....	Rich Becker	2013.....	Brian Dozier

Award voted on by the Twin Cities Chapter of the BBWAA

## SHERRY ROBERTSON AWARD — TWINS OUTSTANDING FARM SYSTEM POSITION PLAYER\* (Former Twins Farm Director)

1970.....	Mark Wiley	1985.....	Mark Davidson	2000.....	John Barnes
1971.....	Steve Brye	1986.....	Gene Larkin	2001.....	Michael Cuddyer
1972.....	Tom Smithson	1987.....	Mike Dyer	2002.....	Lew Ford
1973.....	Craig Kusick	1988.....	Pete Delkus	2003.....	Joe Mauer
1974.....	Butch Wynegar	1989.....	Paul Sorento	2004.....	Jason Kubel
1975.....	Steve Luebber	1990.....	Denny Neagle	2005.....	David Winfree
1976.....	Dan Graham	1991.....	Pat Mahomes	2006.....	Alexi Casilla
1977.....	Greg Field	1992.....	Marty Cordova	2007.....	Brian Buscher
1978.....	Steve Douglas	1993.....	LaTroy Hawkins	2008.....	Ben Revere
1979.....	Steve Green	1994.....	LaTroy Hawkins	2009.....	Ben Revere
1980.....	Bob Konopa	1995.....	Javier Valentin	2010.....	Joe Benson
1981.....	Kent Hrbek	1996.....	Todd Walker	2011.....	Brian Dozier
1982.....	Jeff Reed	1997.....	David Ortiz	2012.....	Oswaldo Arcia
1983.....	Tim Teufel	1998.....	Doug Mientkiewicz	2013.....	Byron Buxton
1984.....	Curt Wardle	1999.....	Michael Restovich		

\* beginning in 2002, the Twins presented two awards, distinguishing between position players (Sherry Robertson Award) and pitchers.

## JIM RANTZ AWARD — TWINS OUTSTANDING FARM SYSTEM PITCHER\* (Former Twins Director of Minor Leagues)

2002.....	J.D. Durbin	2006.....	Matt Garza	2010.....	Kyle Gibson
2003.....	Jesse Crain	2007.....	Kevin Slowey	2011.....	Liam Hendriks
2004.....	Scott Baker	2008.....	Anthony Slama	2012.....	B.J. Hermesen
2005.....	Francisco Liriano	2009.....	David Bromberg	2013.....	Andrew Albers

## DICK SIEBERT AWARD — UPPER MIDWEST PLAYER OF THE YEAR (Former University of Minnesota Baseball Coach)

1962.....	Dick Stigman	1980.....	Paul Molitor & Jack Morris	1997.....	Denny Neagle
1963.....	John Blanchard	1981.....	Jack Morris	1998.....	Rick Helling
1964.....	Bob Johnson	1982.....	Paul Molitor	1999.....	Rick Helling
1965.....	Jerry Kindall	1983.....	Mike Boddicker	2000.....	Darin Erstad
1966.....	Rick Reichardt	1984.....	Kent Hrbek	2001.....	Aaron Sele
1967.....	Lee Stange	1985.....	Dave Winfield	2002.....	Jarrod Washburn
1968.....	Jerry Koosman	1986.....	Jack Morris	2003.....	Jim Brower
1969.....	Jerry Koosman	1987.....	Paul Molitor	2004.....	Keith Foulke
1970.....	Jerry Koosman	1988.....	Dave Winfield	2005.....	Travis Hafner
1971.....	Dick Green	1989.....	Terry Steinbach	2006.....	Joe Mauer
1972.....	Denis Menke	1990.....	Mike Boddicker	2007.....	Pat Neshek
1973.....	John Hiller	1991.....	Jack Morris	2008.....	Joe Mauer
1974.....	Dave Winfield	1992.....	Dave Winfield	2009.....	Joe Mauer
1975.....	Dave Goltz	1993.....	Paul Molitor	2010.....	Joe Mauer
1976.....	Tom Poquette	1994.....	Paul Molitor	2011.....	Jeremy Hellickson
1977.....	Tom Johnson	1995.....	Dan Wilson	2012.....	Joe Mauer
1978.....	Paul Molitor	1996.....	Paul Molitor	2013.....	Jordan Zimmermann
1979.....	Dave Winfield				

Award voted on by the Twin Cities Chapter of the BBWAA

HISTORY  
RECORDS  
2014  
ASG



# TWINS ANNUAL AWARDS

## CARL R. POHLAD AWARD — OUTSTANDING COMMUNITY SERVICE

(Late Twins Owner)

Established in 1993, the Carl R. Pohlad Award is named after the late Twins owner, who always felt the need to return something to his community. Voted on by the Twins Community Fund Board of Directors, the award recognizes a Twins player whose work and dedication on behalf of the ball club benefit communities throughout the Upper Midwest.

1993.....	Brian Harper	2000.....	Denny Hocking	2007.....	Johan Santana
1994.....	Kent Hrbek	2001.....	Corey Koskie	2008.....	Joe Mauer
1995.....	Kirby Puckett	2002.....	Brad Radke	2009.....	Justin Morneau
1996.....	Paul Molitor	2003.....	Doug Mientkiewicz	2010.....	Jesse Crain
1997.....	Rick Aguilera	2004.....	Torii Hunter	2011.....	Carl Pavano
1998.....	Terry Steinbach	2005.....	Ron Gardenhire	2012.....	Denard Span
1999.....	Ron Coomer	2006.....	Michael Cuddyer	2013.....	Glen Perkins

## MIKE AUGUSTIN AWARD “MEDIA GOOD GUY” AWARD (Former Pioneer Press Sports Writer)

2006.....	Torii Hunter
2007.....	Torii Hunter
2008.....	Joe Nathan
2009.....	Denard Span
2010.....	Michael Cuddyer
2011.....	Michael Cuddyer
2012.....	Glen Perkins
2013.....	Brian Dozier

Award voted on by the Twin Cities Chapter of the BBWAA

## BOB ALLISON AWARD LEADERSHIP AWARD (Former Twins Outfielder)

2005.....	Mike Redmond
2006.....	Brad Radke
2007.....	Mike Redmond
2008.....	Justin Morneau
2009.....	Michael Cuddyer
2010.....	Michael Cuddyer
2011.....	Michael Cuddyer
2012.....	Justin Morneau
2013.....	Justin Morneau

Award voted on by the Twin Cities Chapter of the BBWAA

## HERB CARNEAL AWARD LIFETIME ACHIEVEMENT AWARD (Former Twins Broadcaster)

2006.....	Herb Carneal
2007.....	Tom Mee
2008.....	Carl Pohlad
2009.....	Jerry Bell
2010.....	Bert Blyleven
2011.....	John Gordon
2012.....	Jim Rantz
2013.....	Tony Oliva

Award voted on by the Twin Cities Chapter of the BBWAA

## KIRBY PUCKETT AWARD ALUMNI COMMUNITY SERVICE (Former Twins Outfielder)

2006.....	Harmon Killebrew
2007.....	Tony Oliva
2008.....	Kent Hrbek
2009.....	Rod Carew
2010.....	Bert Blyleven
2011.....	Terry Steinbach
2012.....	Roy Smalley
2013.....	Frank Quilici

Award voted on by the Twins Community Fund Board of Directors

### MOST YEARS PLAYED AT A POSITION

<b>C</b>	Joe Mauer .....	2004-13 (10)
<b>1B</b>	Kent Hrbek .....	1982-94 (13)
<b>2B</b>	Rod Carew .....	1967-69, 71-75 (8)
<b>SS</b>	Greg Gagne .....	1985-92 (8)
<b>3B</b>	Gary Gaetti .....	1982-90 (9)
<b>OF</b>	Kirby Puckett .....	1984-95 (12)
<b>OF</b>	Torii Hunter .....	1998-2007 (10)
<b>OF</b>	Tony Oliva .....	1964-71 (8)
<b>OF</b>	Bob Allison .....	1961-63, 65-69 (8)



# TWINS AWARDS AND HONORS

## MVP/PLAYER OF THE YEAR

1965 AL MVP .....	Zoilo Versalles
1965 TSN AL Player of the Year .....	Tony Oliva
1969 AL MVP .....	Harmon Killebrew
1969 TSN AL Player of the Year .....	Harmon Killebrew
1970 TSN AL Player of the Year .....	Harmon Killebrew
1971 TSN AL Player of the Year .....	Tony Oliva
1975 Joe Cronin Award/AL Player of the Year .....	Rod Carew
1977 AL MVP .....	Rod Carew
1977 TSN MLB Player of the Year .....	Rod Carew
2006 AL MVP .....	Justin Morneau
2006 Baseball America MLB Player of the Year .....	Johan Santana
2009 AL MVP .....	Joe Mauer

## CY YOUNG AWARD/PITCHER OF THE YEAR

1965 TSN AL Pitcher of the Year .....	Jim Grant
1966 TSN AL Pitcher of the Year .....	Jim Kaat
1970 AL Cy Young Award .....	Jim Perry
1988 AL Cy Young Award .....	Frank Viola
1988 TSN AL Pitcher of the Year .....	Frank Viola
2004 AL Cy Young Award .....	Johan Santana
2004 TSN AL Pitcher of the Year .....	Johan Santana
2006 AL Cy Young Award .....	Johan Santana

## ROOKIE OF THE YEAR

1964 AL Rookie of the Year .....	Tony Oliva
1964 TSN AL Rookie Player of the Year .....	Tony Oliva
1967 AL Rookie of the Year .....	Rod Carew
1967 TSN AL Rookie Player of the Year .....	Rod Carew
1970 TSN AL Rookie Pitcher of the Year .....	Bert Blyleven
1976 TSN AL Rookie Player of the Year .....	Butch Wynegar
1979 AL Co-Rookie of the Year .....	John Castino with Alfredo Griffin
1991 AL Rookie of the Year .....	Chuck Knoblauch
1991 TSN AL Rookie Player of the Year .....	Chuck Knoblauch
1995 AL Rookie of the Year .....	Marty Cordova

## ROBERTO CLEMENTE AWARD

1977	Rod Carew
1994	Dave Winfield
1996	Kirby Puckett

## BRANCH RICKEY AWARD

1993	Kirby Puckett
1998	Paul Molitor

## BOB FISHEL PUBLIC RELATIONS AWARD

1988	Tom Mee
------	---------

## DONALD DAVIDSON TRAVELING SECRETARY OF THE YEAR AWARD

2000	Remzi Kiratli
------	---------------

## ORGANIZATION OF THE YEAR AWARD

2000	Topps'
2002	Baseball America
2002	USA Today
2004	Baseball America

## TOPPS' LONG & MERITORIOUS SERVICE AWARD

1984	George Brophy
1997	Jim Rantz

## CHIEF BENDER AWARD SCOUT OF THE YEAR AWARD

2008	Jim Rantz
2011	Mike Radcliff

## MANAGER OF THE YEAR

1965 TSN Major League Manager of the Year .....	Sam Mele
1965 AP AL Manager of the Year .....	Sam Mele
1965 UPI AL Manager of the Year .....	Sam Mele
1987 UPI AL Manager of the Year .....	Tom Kelly
1991 TSN AL Manager of the Year .....	Tom Kelly
1991 UPI AL Manager of the Year .....	Tom Kelly
1991 AL Manager of the Year .....	Tom Kelly
2004 TSN AL Manager of the Year .....	Ron Gardenhire with Buck Showalter
2008 Baseball America AL Manager of the Year .....	Ron Gardenhire
2010 TSN AL Manager of the Year .....	Ron Gardenhire
2010 AL Manager of the Year .....	Ron Gardenhire

## EXECUTIVE OF THE YEAR

1965 TSN Executive of the Year .....	Calvin Griffith
1991 TSN Executive of the Year .....	Andy MacPhail
2002 TSN Executive of the Year .....	Terry Ryan
2004 Baseball America's MLB Executive of the Year .....	Terry Ryan
2006 TSN Executive of the Year .....	Terry Ryan

## ROLAIDS RELIEF MAN AWARD/ FIREMAN OF THE YEAR

1969 TSN AL Fireman of the Year .....	Ron Perranoski
1970 TSN AL Fireman of the Year .....	Ron Perranoski
1976 TSN AL Fireman of the Year .....	Bill Campbell
1976 Rolads Relief Man Award .....	Bill Campbell
1979 TSN co-AL Fireman of the Year .....	Mike Marshall with Jim Kern
1987 TSN co-AL Fireman of the Year .....	Jeff Reardon with Dave Righetti
2009 Rolads Relief Man Award .....	Joe Nathan (tied with Mariano Rivera)

## COMEBACK PLAYER OF THE YEAR

1967 AP American League .....	Dean Chance
1979 UPI American League .....	Jerry Koosman
1991 TSN American League .....	Jack Morris
2010 AL Comeback Player of the Year .....	Francisco Liriano

## BASEBALL AMERICA MINOR LEAGUE PLAYER OF THE YEAR

2003	Joe Mauer
2013	Byron Buxton

## USA TODAY MINOR LEAGUE PLAYER OF THE YEAR

2005	Francisco Liriano
2006	Matt Garza

## OUTSTANDING DESIGNATED HITTER

1991	Chili Davis
1996	Paul Molitor

## LELAND S. MACPHAIL, JR. AWARD — MVP OF ALCS

1987	Gary Gaetti
1991	Kirby Puckett

## WORLD SERIES MVP

1987	Frank Viola
1991	Jack Morris

## JOE CRONIN AWARD

1975	Rod Carew
1993	Dave Winfield





# TWINS AWARDS AND HONORS

## AMERICAN LEAGUE PLAYER OF THE MONTH

1974	May	.....	Rod Carew (.425, 37-87)
1975	May	.....	Jim Hughes (6-0, 0.69 ERA, 5 CG, 7 inn SHO relief)
1977	June	.....	Rod Carew (.482)
1977	September	.....	Rod Carew (.439)
1984	July	.....	Kent Hrbek (31 RBI, 76 TB, .717 SLG)
1986	April	.....	Kirby Puckett (.396, 68 TB, 36 H, 8 HR, 22 R)
1986	June	.....	Kent Hrbek (.400, .726 SLG, 8 HR, 27 RBI)
1987	July	.....	Frank Viola (5-0, 2 CG, 1.88 ERA, 1 SHO, 48 IP)
1988	May	.....	Frank Viola (6-0, 1.53 ERA, 2 CG, 2 SHO, 47 IP, 39 K)
1989	August	.....	Kent Hrbek (.370, 7 HR, 23 RBI, 69 TB, 6 GW-RBI, 21 R)
1992	May	.....	Kirby Puckett (.374, 23 R, 40 H, 7 HR, 25 RBI)
1992	June	.....	Kirby Puckett (.336, 24 R, 40 H, 5 HR, 24 RBI)
2002	April	.....	Torii Hunter (.371, 39 H, 9 HR, 20 RBI)
2006	June	.....	Joe Mauer (.452, 42 H, 14 RBI, 187 R, .528 OBP)
2007	May	.....	Justin Morneau (.314, 33 h, 10 HR, 29 RBI, .667 SLG)
2009	May	.....	Joe Mauer (.414, 41 H, 11 SLG, 32 RBI, .500 OBP, .838 SLG)
2010	July	.....	Delmon Young (.434, 6 SLG, 12 2B, 30 RBI, .736 SLG)

## THE SPORTING NEWS/LOUISVILLE SILVER SLUGGER AWARD

Kirby Puckett	.....	1986, 87, 88, 89 and 92
Paul Molitor	.....	1996
Chuck Knoblauch	.....	1995 and 97
Joe Mauer	.....	2006, 08, 09 and 10
Justin Morneau	.....	2006 and 08
Josh Willingham	.....	2012

## AMERICAN LEAGUE PITCHER OF THE MONTH

1991	May	.....	Scott Erickson (5-0, 1.36 ERA, 46.1 IP, 1 SHO)
1991	June	.....	Jack Morris (6-0, 2 CG, 1 SHO)
1991	August	.....	Kevin Tapani (5-0, 48 IP, 1 CG, 8-game win-streak)
1992	April	.....	Bill Krueger (4-0, 0.84 ERA, 32 IP, 18 H, 3 ER, 16 K, 1 SHO)
1992	June	.....	John Smiley (4-0, 1.34 ERA, 47 IP, 34 H, 8 BB, 35 K)
1993	June	.....	Rick Aguilera (10 saves, 0.00 ERA, 13 IP, 39/42 batters retired)
1997	July	.....	(co-with Finley) Brad Radke (6-0, 1.57 ERA, 46 IP, 10 BB, 30 K)
2001	April	.....	Brad Radke (5-0, 2.23 ERA, 48.1 IP, 4 BB, 25 K)
2003	August	.....	Johan Santana (5-0, 1.07 ERA, 42.0 IP, 10 BB, 44 K)
2004	July	.....	Johan Santana (3-2, 1.17 ERA, 46.0 IP, 14 H, 61 K)
2004	August	.....	Johan Santana (6-0, 2.08 ERA, 43.1 IP, 7 BB, 52 K)
2004	September	.....	Johan Santana (5-0, 0.45 ERA, 40.0 IP, 7 BB, 52 K)
2006	June	.....	Johan Santana (5-0, 1.05 ERA, 43.0 IP, 24 H, 44 K)
2006	September	.....	Johan Santana (3-1, 1.78 ERA, 35.1 IP, 38 K)
2010	April	.....	Francisco Liriano (3-0, 0.93 ERA, 29.0 IP, 27 K)

## AMERICAN LEAGUE ROOKIE OF THE MONTH

2006	June	.....	Francisco Liriano (4-1, 2.31, 35.0 IP, 35 K)
2006	July	.....	Francisco Liriano (4-1, 1.51, 41.2 IP, 55 K)
2006	September	.....	Boof Bonser (4-1, 2.63, 37.2 IP, 30 K)
2011	June	.....	(co-with OAK's Jemile Weeks) Ben Revere (.294, 30 H, 14 r, 7 SB)

## RAWLINGS GOLD GLOVE AWARD WINNERS

1961	Earl Battey, c	1966	Jim Kaat, p	1987	Gary Gaetti, 3b	2002	Torii Hunter, cf
1962	Earl Battey, c		Tony Oliva, rf		Kirby Puckett, cf	2003	Torii Hunter, cf
	Jim Kaat, p	1967	Jim Kaat, p	1988	Gary Gaetti, 3b	2004	Torii Hunter, cf
	Vic Power, 1b	1968	Jim Kaat, p		Kirby Puckett, cf	2005	Torii Hunter, cf
1963	Jim Kaat, p	1969	Jim Kaat, p	1989	Gary Gaetti, 3b	2006	Torii Hunter, cf
	Vic Power, 1b	1970	Jim Kaat, p		Kirby Puckett, cf	2007	Torii Hunter, cf
	Zoilo Versalles, ss	1971	Jim Kaat, p	1991	Kirby Puckett, cf		Johan Santana, p
1964	Jim Kaat, p	1972	Jim Kaat, p	1992	Kirby Puckett, cf	2008	Joe Mauer, c
1965	Jim Kaat, p	1986	Gary Gaetti, 3b	1997	Chuck Knoblauch, 2b	2009	Joe Mauer, c
	Zoilo Versalles, ss		Kirby Puckett, cf	2001	Torii Hunter, cf	2010	Joe Mauer, c
					Doug Mientkiewicz, 1b		

## AMERICAN LEAGUE PLAYER OF THE WEEK

1974	April 30	.....	Bill Campbell (20.1 innings of scoreless relief)	1994	May 1	.....	Scott Erickson (no-hitter April 27 vs. MIL, 9.0 IP, 4 BB, 5 K)
	July 2	.....	Tony Oliva (4 HR, 12 hits in 2 days)	1995	May 21	.....	Marty Cordova (Homered in 5 cons. games, May 16-20)
1975	June 8	.....	Rod Carew (.647)		Sept. 3	.....	Chuck Knoblauch (.545, 6 R, 3 2B, 2 HR, 5 RBI)
1976	Sept. 5	.....	Rod Carew (.467, 9 R, 5 RBI, stole home)	1996	April 7	.....	Dave Hollins (.615, 6 R, 2 HR, 5 RBI)
1977	June 27	.....	Rod Carew (.607)		July 7	.....	Chuck Knoblauch (.536, 4 2B, 2 3B, 3 HR, 9 RBI, 3 SB)
1979	May 6	.....	Mike Marshall (5 G, 3-0, 2 saves)	1997	Sept. 21	.....	Brad Radke (2-0, 1.02 ERA, 17.2 IP, 2 ER, 2 BB, 13 K)
	June 1	.....	Roy Smalley (.462, 3 HR, 11 RBI)	1998	July 26	.....	Todd Walker (.750, 15 H, 8 R, 1.050 SLG, .783 OBP)
1981	May 3	.....	Roy Smalley (.476, 3 GW-RBI)	1999	Sept. 12	.....	Eric Milton (no-hitter, Sept. 11 vs. ANA, 9.0 IP, 2 BB, 13 K)
1982	July 4	.....	Gary Ward (.400, 4 HR, 12 RBI, 1.080 SLG)	2001	July 8	.....	Matt Lawton (.586, 11 runs, 4 HR, 10 RBI)
	Sept. 12	.....	Gary Ward (3 HR, 9 RBI)	2002	June 9	.....	Jacque Jones (.538, 14 hits, 10 RBI, 24 TB, .923 SLG, .571 OBP)
1984	August 19	.....	Mickey Hatcher (.556, 5 2B, 28 TB, 6 RBI)	2003	May 11	.....	Jacque Jones (.560, 14 hits, 10 R, 24 TB, .960 SLG, .560 OBP)
1985	August 18	.....	Bert Blyleven (1.50 ERA, 2 CG, 1 SHO, 16 K)		June 22	.....	(co-with Wells) Corey Koskie (.429, 10 R, 11 RBI, 25 TB, .893 SLG)
1986	April 27	.....	Kirby Puckett (.462, 4 HR, .962 SLG)	2004	May 16	.....	(co-with Martinez) Joe Nathan (0.00 ERA, 4 saves, 4.0 IP, 5 K)
	June 22	.....	(co-winner with Sutton) Kent Hrbek (.480, 4 HR, 12 RBI)		June 20	.....	Johan Santana (2-0, 2.25 ERA, 16.0 IP, 19 K)
	August 3	.....	Kirby Puckett (.519, 14 H, 2 HR, 8 RBI, .963 SLG)		Sept. 19	.....	Johan Santana (2-0, 0.00 ERA, 15.0 IP, 21 K)
1987	August 31	.....	(co-winner with Lansford) Kirby Puckett (.577, 8 R)	2005	June 13	.....	Torii Hunter (.381, 9 R, 3 HR, 5 RBI, 21 TB, 1.000 SLG, .458 OBP)
1988	May 1	.....	Kent Hrbek (.478, 4 2B, 1.174 SLG)		July 5	.....	Joe Nathan (0.00 ERA, 5 saves, 5.0 IP, 5 K)
	May 29	.....	(co-winner with Filer) Jeff Reardon (5 saves in 5 games)		August 22	.....	Lew Ford (.364, 7 R, 3 HR, 10 RBI, 21 TB, .636 SLG)
	June 5	.....	Greg Gagne (.529, 1.176 SLG, 7 RBI)	2006	June 11	.....	Torii Hunter (.625, 15-24, 5 2B, 4 RBI, 2 SB)
	August 14	.....	Dan Gladden (.566, 4 SB, 7 R)	2007	July 8	.....	Justin Morneau (.438, 4 HR, 13 RBI)
1989	June 18	.....	Gary Gaetti (.360, 8 R, 4 HR, 10 RBI, .840 SLG)		August 19	.....	Johan Santana (1-0, 1.80 ERA, 15.0 IP, 21 K)
	June 25	.....	Dan Gladden (14 H, 10 R, 2 HR, 6 RBI)	2008	Sept. 14	.....	Carlos Gomez (.333, 2 2B, 1 3B, 10 RBI)
	July 2	.....	Frank Viola (2-0, 2 CG, 0.50 ERA, 11 K, 1 SHO)	2009	May 26	.....	Joe Mauer (.458, 4 HR, 25 TB, 13 RBI, 12 R)
	July 30	.....	Kent Hrbek (6 R, 3 HR, 13 RBI, 1.000 SLG)		July 6	.....	Justin Morneau (.480, 4 HR, 26 TB, 8 RBI)
1990	July 15	.....	Kent Hrbek (.563, 3 HR, 4 RBI, 1.188 SLG, .682 OBP)		Sept. 21	.....	Michael Cuddyer (.292, 2 2B, 3 HR, 11 RBI)
1992	June 7	.....	Kirby Puckett (.414, 3 HR, 10 RBI)		October 5	.....	Jason Kubel (.423, 3 HR, 12 RBI) & Delmon Young (.448, 3 HR, 12 RBI)
	June 28	.....	Brian Harper (.632, 6 R, 2 HR, 7 RBI, 1.053 SLG)	2010	July 6	.....	Jim Thome (.400, 4 HR, 1 2B, 1 3B, 7 R, 1.150 SLG)
1993	May 16	.....	Dave Winfield (.522, 12 H, 7 R, 3 HR, 6 RBI)	2011	May 9	.....	Francisco Liriano (no-hitter May 3 at CWS)
	June 13	.....	Shane Mack (.400, 3 HR, 10 RBI)		August 22	.....	Jim Thome (600th career HR & 2-HR game, Aug. 15 at DET)
	Sept. 12	.....	Kevin Tapani (2-0, 0.57 ERA, 15.2 IP, 1 ER, 14 K, 1 SHO)	2012	April 9	.....	Josh Willingham (.455, 2B, 3 HR, 4 RBI in 6 games)



# TWINS AMERICAN LEAGUE LEADERS

## BATTING

### BATTING CHAMPION

1964	Tony Oliva.....	323
1965	Tony Oliva.....	321
1969	Rod Carew.....	332
1971	Tony Oliva.....	337
1972	Rod Carew.....	318
1973	Rod Carew.....	350
1974	Rod Carew.....	364
1975	Rod Carew.....	359
1977	Rod Carew.....	388
1978	Rod Carew.....	333
1989	Kirby Puckett.....	339
2006	Joe Mauer.....	#347
2008	Joe Mauer.....	+328
2009	Joe Mauer.....	#365

### HOME RUNS

1962	Harmon Killebrew.....	48
1963	Harmon Killebrew.....	45
1964	Harmon Killebrew.....	49
1967	Harmon Killebrew.....	*44
1969	Harmon Killebrew.....	49

### RBI

1962	Harmon Killebrew.....	126
1969	Harmon Killebrew.....	140
1971	Harmon Killebrew.....	119
1977	Larry Hise.....	119
1994	Kirby Puckett.....	112

### HITS

1964	Tony Oliva.....	217
1965	Tony Oliva.....	185
1966	Tony Oliva.....	191
1969	Tony Oliva.....	197
1970	Tony Oliva.....	204
1971	Cesar Tovar.....	204
1973	Rod Carew.....	203
1974	Rod Carew.....	218
1977	Rod Carew.....	239
1987	Kirby Puckett.....	*207
1988	Kirby Puckett.....	234
1989	Kirby Puckett.....	215
1992	Kirby Puckett.....	210
1996	Paul Molitor.....	225

### RUNS

1963	Bob Allison.....	99
1964	Tony Oliva.....	109
1965	Zoilo Versalles.....	126
1977	Rod Carew.....	128

### DOUBLES

1964	Tony Oliva.....	43
1965	Zoilo Versalles.....	*45
1967	Tony Oliva.....	34
1969	Tony Oliva.....	39
1970	Tony Oliva.....	36
	Cesar Tovar.....	
1989	Kirby Puckett.....	45
1994	Chuck Knoblauch.....	45

### TRIPLES

1963	Zoilo Versalles.....	13
1964	Zoilo Versalles.....	10
	Rich Rollins.....	
1965	Zoilo Versalles.....	*12
1970	Cesar Tovar.....	13
1973	Rod Carew.....	*11
1977	Rod Carew.....	16
1981	John Castino.....	9
1996	Chuck Knoblauch.....	14
2000	Cristian Guzman.....	20
2001	Cristian Guzman.....	14
2003	Cristian Guzman.....	14

## TOTAL BASES

1964	Tony Oliva.....	374
1965	Zoilo Versalles.....	308
1988	Kirby Puckett.....	358
1992	Kirby Puckett.....	313

## PITCHING

### WINS

1965	Jim Grant.....	21
1966	Jim Kaat.....	25
1970	Jim Perry.....	24
1977	Dave Goltz.....	*20
1988	Frank Viola.....	24
1991	Scott Erickson.....	*20
2006	Johan Santana.....	#19

### EARNED RUN AVERAGE

1988	Allan Anderson.....	2.45
2004	Johan Santana.....	2.61
2006	Johan Santana.....	#2.77

### STRIKEOUTS

1961	Camilo Pascual.....	221
1962	Camilo Pascual.....	206
1963	Camilo Pascual.....	202
2004	Johan Santana.....	#265
2005	Johan Santana.....	#238
2006	Johan Santana.....	#245

### SHUTOUTS

1961	Camilo Pascual.....	*8
1962	Camilo Pascual.....	*5
	Jim Kaat.....	*5
1965	Jim Grant.....	6
1973	Bert Blyleven.....	9
1996	Rich Robertson.....	*3

### COMPLETE GAMES

1962	Camilo Pascual.....	18
1963	Camilo Pascual.....	*18
1966	Jim Kaat.....	19
1967	Dean Chance.....	18

### INNINGS PITCHED

1966	Jim Kaat.....	304.2
1967	Dean Chance.....	283.2
1986	Bert Blyleven.....	271.2

### SAVES

1968	Al Worthington.....	17
1969	Ron Perranoski.....	31
1970	Ron Perranoski.....	34
1979	Mike Marshall.....	32
2002	Eddie Guardado.....	45

### GAMES

1976	Bill Campbell.....	78
1979	Mike Marshall.....	90
1996	Eddie Guardado.....	*83
1999	Bob Wells.....	*76
2009	Matt Guerrier.....	79

### WIN PERCENTAGE

1965	Mudcat Grant (21-7).....	.750
1966	Dave Boswell (12-5).....	.706
1976	Bill Campbell (17-5).....	.773
1988	Frank Viola (24-7).....	.774
2003	Johan Santana (12-3).....	.800
2006	Francisco Liriano (12-3).....	.800

# — denotes major league lead

\* — denotes tie for lead

HISTORY/RECORDS  
2014  
AL





## FRANCHISE RECORDS

### 1901-2013



The history of the Minnesota Twins franchise dates back to the year 1901 when, as the Washington Senators, they were born as one of the eight original franchises in the American League. For sixty years, the Senators played baseball in our nation's capital, winning one World Championship and three American League pennants, while adding Hall of Fame players like Walter Johnson, Sam Rice and Goose Goslin to the rich history of America's game.

In 1961, owner Calvin Griffith moved the Senators from Washington, DC to Minnesota where a new chapter has been written, one more impressive than the first. In the 53 years

since, the Minnesota Twins have won two World Championships, three American League pennants and made 11 playoff appearances. It is here that players like Killebrew, Kaat, Carew, Blyleven, Hrbek and Puckett have been able to weave their own names into history, not only for the franchise, but for the game.

The records and All-Time Top Ten Lists below recognize this history by including the statistics of the Washington Senators of 1901-60, as their history is our history, and any franchise history without them would be incomplete.

## INDIVIDUAL SEASON RECORDS

[1901-2013]

### BATTING AND BASE-RUNNING

Average	.....388, Carew, 1977
Games	.....+164, Tovar, 1967
Plate App.	.....744, Puckett, 1985
At-Bats	.....691, Puckett, 1985
Runs	.....140, Knoblauch, 1996
Hits	.....239, Carew, 1977
Extra-Base Hits	.....84, Oliva, 1964
Total Bases	.....374, Oliva, 1964
Slugging Pct.	......614, Goslin, 1928
Singles	.....182, Rice, 1925
Doubles	.....51, Vernon, 1946
Triples	.....20, Goslin, 1925
	Guzman, 2000
HR, RH	.....49, Killebrew, 1964, '69
HR, LH	.....34, Hrbek, 1987
	Morneau, 2006
HR, Rookie	.....33, Hall, 1963
HR, Home	.....29, Killebrew, 1961
HR, Road	.....28, Killebrew, 1962

Grand Slams	.....3, Allison, 1961
	Carew, 1976
	Hrbek, 1985
	Puckett, 1992
	Hunter, 2007
RBI	.....140, Killebrew, 1969
Walks	.....151, Yost, 1956
Hit-by-Pitch	.....24, Elberfeld, 1911
Strikeouts	.....145, Darwin, 1972
Fewest SO	.....9 (616 AB's), Rice, 1929
GDP	.....28, Killebrew, 1970
Fewest GDP	.....2 (613 ab), Tovar, 1968
Sacrifice Hits	.....36, Hill, 1905
Sacrifice Flies	.....16, Gandil, 1914
Cons. Game Hit-Strike	.....33, Manush, 1933
Stolen Bases	.....88, Milan, 1912
Caught Stealing	.....33, Milan, 1912
SB Pct.	......955, Casilla, 2012

### PITCHING

ERA	.....+1.14 (371.2 ip), Johnson, 1913
Win Pct.	......837 (36-7), Johnson, 1913
Wins	.....36, Johnson, 1913
Relief Wins	.....17, Campbell, 1976
Losses	.....+26, Townsend, 1904
	Groom, 1909
Decisions	.....46, Johnson, 1914
Saves	.....47, Nathan, 2009
Fireman Points	.....132, Nathan, 2009
Games	.....+90, Marshall, 1979
Games Started	.....42, Kaat, 1965
	Johnson, 1910
Complete Games	.....38, Johnson, 1910
Relief App.	.....*89, Marshall, 1979
Games Finished	.....#84, Marshall, 1979
Innings Pitched	.....373, Johnson, 1910

Hits	.....367, Orth, 1902
Runs	.....198, Carrick, 1901
Earned Runs	.....144, DeShong, 1937
Home Runs	.....#50, Blyleven, 1986
Strikeouts	.....313, Johnson, 1910
Walks	.....146, Newsom, 1936
Hit-Batsmen	.....20, Johnson, 1923
Wild Pitches	.....21, Johnson, 1910
Shutouts	.....11, Johnson, 1913
Shutouts Lost	.....+10, Johnson, 1909
Cons. Shutout IP	.....+55.2, Johnson, 1913
1-0 Games Won	.....+5, Johnson, 1913 & 1919
1-0 Games Lost	.....4, Johnson, 1909 & 1916
Cons. Wins	.....+16, Johnson, 1912
Cons. Losses	.....16, Felton, 1980-82
One-Season	.....13, Felton, 1982

(# — denotes major league record; + — denotes league record; \* — denotes tie for league record)

## TEAM SEASON RECORDS

[1901-2013]

### MISCELLANEOUS

Highest Win Pct. (99-53)	......651 in 1933
Lowest Win Pct. (38-113)	......252 in 1904
Most Cons. Wins	.....17 in 1912
Most Cons. Losses	.....18 in 1948, 1959
Most Games	.....+164 in 1967
Fewest Games	.....110 in 1981

Most Home Games	.....*84 in 1985
Most Road Games	.....83 in 1967
Most Night Games	.....118 in 1990
Most Night Games Won	.....69 in 1991, '02 and '06
Most Players Used	.....47 in 2012
Fewest Players Used	.....25 in 1908, 1917



# TEAM SEASON RECORDS

[1901-2013]

## BATTING AND BASE-RUNNING

Highest Batting Average .....	.303 in 1929	Fewest Triples.....	.24 in 2004
Lowest Batting Average.....	.223 in 1909	Most Home Runs .....	225 in 1963
Most At-Bats .....	5677 in 1969	Fewest Home Runs .....	.4 in 1917
Fewest At-Bats .....	4472 in 1918	Most Grand Slams.....	.8 in 1961
Most Runs .....	892 in 1930	Fewest Grand Slams.....	.0 in 1968
Fewest Runs.....	+380 in 1909	Most Walks.....	.690 in 1956
Most Hits.....	1633 in 1996	Fewest Walks.....	.257 in 1903
Fewest Hits.....	1112 in 1909	Most Strikeouts .....	1121 in 1997
Most Extra-Base Hits.....	551 in 2002	Fewest Strikeouts .....	.296 in 1902
Fewest Extra-Base Hits .....	199 in 1909	Most GDP.....	.172 in 1996
Most Total Bases .....	2440 in 2003	Fewest GDP .....	.93 in 1965
Highest Slugging Pct.....	.437 in 2002	Most Sacrifice Hits .....	.142 in 1979
Lowest Slugging Pct.....	.287 in 1910	Most Sacrifice Flies .....	.72 in 2008
Most Singles.....	1209 in 1935	Most Left-on-Base.....	1305 in 1935
Fewest Singles .....	914 in 1967	Fewest Left-on-Base .....	.998 in 1959
Most Doubles.....	348 in 2002	Most Stolen Bases.....	.287 in 1913
Fewest Doubles .....	132 in 1908	Fewest Stolen Bases.....	.32 in 1963
Most Triples.....	100 in 1932	Cons. Scoreless Inns. ....	+30 in 1964, 78

## PITCHING

Lowest ERA.....	2.14 in 1918	Most HRs Allowed.....	.233 in 1996
Highest ERA.....	5.76 in 1995	Fewest Home Runs Allowed.....	10 in 1907 and 1918
Most Wins.....	102 in 1965	Most Strikeouts .....	1164 in 2006
Fewest Wins .....	.38 in 1904	Fewest Strikeouts .....	.300 in 1902
Most Losses.....	113 in 1904	Most Walks.....	.779 in 1949
Fewest Losses .....	.60 in 1965	Fewest Walks.....	.284 in 1901
Most Saves.....	.58 in 1970	Most Complete Games.....	.137 in 1904
Most Innings Pitched.....	1497.2 in 1969	Fewest Complete Games .....	.1 in 2006
Fewest Innings Pitched .....	1183.0 in 1901	Most Shutouts Won.....	.25 in 1914
Most Runs Allowed.....	.924 in 1956	Most Shutouts Lost.....	.29 in 1909
Most Hits Allowed.....	.1672 in 1935	Most 1-0 Games Won .....	#11 in 1914
Fewest Hits Allowed.....	.1021 in 1918	Most 1-0 Games Lost .....	.7 in 1915

## FIELDING

Most Errors.....	.323 in 1901	Lowest Fielding Percentage.....	.936 in 1902
Fewest Errors.....	.74 in 2002	Most Chances.....	.6499 in 1969
Most Cons. Errorless Games.....	.12 in 2002	Fewest Chances .....	.5672 in 1953
Most Passed Balls.....	.40 in 1945	Most Putouts .....	.4493 in 1969
Fewest Passed Balls.....	.3 in 1927	Fewest Putouts.....	.3944 in 1906
Most Doubleplays .....	.203 in 1979	Most Assists.....	.2232 in 1911
Fewest Doubleplays.....	.66 in 1957	Fewest Assists.....	.1422 in 2002
Highest Fielding Pct.....	.987 in 2009		

(# — major league record; \* — tie for major league record; + — tie for league record)

# ALL-TIME TOP TEN

[1901-2013]

## BATTING

### SINGLE SEASON

#### BATTING AVERAGE

.388*	Rod Carew .....	1977
.379*	Goose Goslin .....	1928
.376	Ed Delehanty.....	1902
<b>.366+</b>	<b>Joe Mauer.....</b>	<b>2009</b>
.364*	Rod Carew .....	1974
.359	Rod Carew .....	1975
.359	Cecil Travis .....	1941
.356	Kirby Puckett.....	1988
.354	Goose Goslin .....	1926
.353*	Mickey Vernon .....	1946

#### GAMES

164*	Cesar Tovar.....	1967
163	Harmon Killebrew.....	1967
163+	Justin Morneau .....	2008
162	Harmon Killebrew.....	1966
162	Harmon Killebrew.....	1969
162**	Roy Smalley .....	1979
162**	Gary Gaetti.....	1984
161	Tony Oliva .....	1964
161	Cesar Tovar.....	1970
161	Kirby Puckett.....	1985
161	Kirby Puckett.....	1986
161	Paul Molitor .....	1996

### CAREER

#### BATTING AVERAGE

.334	Rod Carew .....	1967-78
.328	Heinie Manush.....	1930-35
<b>.324</b>	<b>Joe Mauer.....</b>	<b>2004-13</b>
.323	Sam Rice .....	1915-33
.323	Goose Goslin .....	1921-30, 33, 38
.318	Kirby Puckett.....	1984-95
.317	John Stone .....	1934-38
.314	Cecil Travis .....	1933-47
.309	Shane Mack .....	1990-94
.306	Brian Harper .....	1988-93

#### GAMES

2329	Harmon Killebrew.....	1954-74
2307	Sam Rice .....	1915-33
2084	Joe Judge .....	1915-32
1982	Clyde Milan.....	1907-22
1867	Ossie Bluege .....	1922-39
1805	Mickey Vernon.....	1939-48, 50-55
1783	Kirby Puckett.....	1984-95
1747	Kent Hrbek .....	1981-94
1690	Eddie Yost .....	1944-58
1676	Tony Oliva .....	1962-76

HISTORY RECORDS  
2014  
ASG



# ALL-TIME TOP TEN

[1901-2013]

## SINGLE SEASON

### AT-BATS

691*	Kirby Puckett.....	1985
680	Kirby Puckett.....	1986
672*	Tony Oliva.....	1964
668	Buddy Lewis.....	1937
666*	Zoilo Versalles.....	1965
660	Paul Molitor.....	1996
660	Doc Cramer.....	1941
659	Zoilo Versalles.....	1964
658	Heinie Manush.....	1933
657*	Kirby Puckett* and Cesar Tovar.....	1988 and 1971

### RUNS

140	Chuck Knoblauch.....	1996
128*	Rod Carew.....	1977
127	Joe Cronin.....	1930
126*	Zoilo Versalles.....	1970
122	Buddy Lewis.....	1938
121	Sam Rice.....	1930
121	Heinie Manush.....	1932
120	Cesar Tovar.....	1970
120	Buddy Myer.....	1932
119	Kirby Puckett and Sam Rice.....	1986 and 1929

### HITS

239*	Rod Carew.....	1977
234*	Kirby Puckett.....	1988
227	Sam Rice.....	1925
225*	Paul Molitor.....	1996
223	Kirby Puckett.....	1986
221*	Heinie Manush.....	1933
218*	Rod Carew.....	1974
218*	Cecil Travis.....	1941
217*	Tony Oliva.....	1964
216*	Sam Rice.....	1924 and 1926

### TOTAL BASES

374*	Tony Oliva.....	1964
365	Kirby Puckett.....	1986
358*	Kirby Puckett.....	1988
351	Rod Carew.....	1977
333	Kirby Puckett.....	1987
331	Roy Sievers.....	1957
331	Justin Morneau.....	2006
329	Goose Goslin.....	1925
328	Harmon Killebrew.....	1961
325	Heinie Manush.....	1932

### DOUBLES

51*	Mickey Vernon.....	1946
50	Stan Spence.....	1946
47	Justin Morneau.....	2008
46	Marty Cordova.....	1996
45	Torii Hunter.....	2007
45*	Chuck Knoblauch.....	1994
45*	Kirby Puckett.....	1989
45**	Zoilo Versalles.....	1965
45	Joe Cronin.....	1933
44	Joe Cronin and Matt Lawton.....	1931 and 2000

### TRIPLES

20*	Cristian Guzman.....	2000
20*	Goose Goslin.....	1925
19	Joe Cassidy.....	1904
19	Cecil Travis.....	1941
18	Howie Shanks.....	1921
18**	Goose Goslin.....	1923
18**	Sam Rice.....	1923
18*	Joe Cronin.....	1932
18	John Stone.....	1935
17*	Goose Goslin and Heinie Manush*.....	1924 and 1933

## CAREER

### AT-BATS

8934	Sam Rice.....	1915-33
7835	Harmon Killebrew.....	1954-74
7663	Joe Judge.....	1915-32
7359	Clyde Milan.....	1907-22
7244	Kirby Puckett.....	1984-95
6930	Mickey Vernon.....	1939-48, 50-55
6440	Ossie Bluege.....	1922-39
6301	Tony Oliva.....	1962-76
6235	Rod Carew.....	1967-78
6192	Kent Hrbek.....	1981-94

### RUNS

1467	Sam Rice.....	1915-33
1258	Harmon Killebrew.....	1954-74
1154	Joe Judge.....	1915-32
1071	Kirby Puckett.....	1984-95
1037	Buddy Myer.....	1925-27, '29-'41
1004	Clyde Milan.....	1907-22
971	Eddie Yost.....	1944-58
956	Mickey Vernon.....	1939-48, '50-'55
950	Rod Carew.....	1967-78
903	Kent Hrbek.....	1981-94

### HITS

2889	Sam Rice.....	1915-33
2304	Kirby Puckett.....	1984-95
2291	Joe Judge.....	1915-32
2100	Clyde Milan.....	1907-22
2085	Rod Carew.....	1967-78
2024	Harmon Killebrew.....	1954-74
1993	Mickey Vernon.....	1939-48, 50-55
1917	Tony Oliva.....	1962-76
1828	Buddy Myer.....	1925-27, 29-41
1751	Ossie Bluege.....	1922-39

### TOTAL BASES

4026	Harmon Killebrew.....	1954-74
3833	Sam Rice.....	1915-33
3453	Kirby Puckett.....	1984-95
3239	Joe Judge.....	1915-32
3002	Tony Oliva.....	1962-76
2976	Kent Hrbek.....	1981-94
2963	Mickey Vernon.....	1939-48, 50-55
2792	Rod Carew.....	1967-78
2601	Clyde Milan.....	1907-22
2579	Goose Goslin.....	1921-30, 33, 38

### DOUBLES

478	Sam Rice.....	1915-33
421	Joe Judge.....	1915-32
414	Kirby Puckett.....	1984-95
391	Mickey Vernon.....	1939-48, 50-55
329	Tony Oliva.....	1962-76
312	Kent Hrbek.....	1981-94
305	Rod Carew.....	1967-78
305	Buddy Myer.....	1925-27, 29-41
289	Goose Goslin.....	1921-30, 33, 38
289	Justin Morneau.....	2003-13

### TRIPLES

183	Sam Rice.....	1915-33
157	Joe Judge.....	1915-32
125	Goose Goslin.....	1921-30, 33, 38
113	Buddy Myer.....	1925-27, 29-41
108	Mickey Vernon.....	1939-48, 50-55
105	Clyde Milan.....	1907-22
93	Buddy Lewis.....	1935-49
90	Rod Carew.....	1967-78
87	Howie Shanks.....	1912-22
78	Cecil Travis.....	1933-47



# ALL-TIME TOP TEN

[1901-2013]

## SINGLE SEASON

### HOME RUNS

49*	Harmon Killebrew.....	1964
49*	Harmon Killebrew.....	1969
48*	Harmon Killebrew.....	1962
46	Harmon Killebrew.....	1961
45*	Harmon Killebrew.....	1963
44**	Harmon Killebrew.....	1967
42**	Harmon Killebrew.....	1959
42*	Roy Sievers.....	1957
41	Harmon Killebrew.....	1970
39	Harmon Killebrew and Roy Sievers.....	1966 and 1958

### RUNS BATTED IN

140*	Harmon Killebrew.....	1969
130	Justin Morneau.....	2006
129	Justin Morneau.....	2008
129*	Goose Goslin.....	1924
126*	Harmon Killebrew.....	1962
126	Joe Cronin.....	1930
126	Joe Cronin.....	1931
122	Harmon Killebrew.....	1961
121	Kirby Puckett.....	1988
120	Goose Goslin.....	1927

### WALKS

151	Eddie Yost.....	1956
145*	Harmon Killebrew.....	1969
141*	Eddie Yost.....	1950
131*	Harmon Killebrew.....	1967
131	Eddie Yost.....	1954
129*	Eddie Yost.....	1952
128	Harmon Killebrew.....	1970
126	Eddie Yost.....	1951
123	Eddie Yost.....	1953
114*	Harmon Killebrew.....	1971

### STRIKEOUTS

145*	Bob Darwin.....	1972
142	Carlos Gomez.....	2008
142*	Harmon Killebrew.....	1962
141	Josh Willingham.....	2012
138	Jim Lemon.....	1956
137*	Bob Darwin.....	1973
135	Harmon Killebrew.....	1964
130	Rich Becker.....	1997
130	Michael Cuddyer.....	2006
129	Jacque Jones.....	2002

### STOLEN BASES

88*	Clyde Milan.....	1912
75*	Clyde Milan.....	1913
63*	Sam Rice.....	1920
62	Danny Moeller.....	1913
62	Chuck Knoblauch.....	1997
61*	George Case.....	1943
58	Clyde Milan.....	1911
51*	George Case.....	1939
49	George Case.....	1944
49	Rod Carew.....	1976

## CAREER

### HOME RUNS

559	Harmon Killebrew.....	1954-74
293	Kent Hrbek.....	1981-94
256	Bob Allison.....	1958-70
221	Justin Morneau.....	2003-13
220	Tony Oliva.....	1962-76
207	Kirby Puckett.....	1984-95
201	Gary Gaetti.....	1981-90
192	Torii Hunter.....	1997-2007
180	Roy Sievers.....	1954-59
163	Tom Brunansky.....	1982-88

### RUNS BATTED IN

1540	Harmon Killebrew.....	1954-74
1086	Kent Hrbek.....	1981-94
1085	Kirby Puckett.....	1984-95
1045	Sam Rice.....	1915-33
1026	Mickey Vernon.....	1939-48, 50-55
1001	Joe Judge.....	1915-32
947	Tony Oliva.....	1962-76
931	Goose Goslin.....	1921-30, 33, 38
860	Justin Morneau.....	2003-13
848	Ossie Bluege.....	1922-3

### WALKS

1505	Harmon Killebrew.....	1954-74
1274	Eddie Yost.....	1944-58
943	Joe Judge.....	1915-32
864	Buddy Myer.....	1925-27, 29-41
838	Kent Hrbek.....	1981-94
795	Bob Allison.....	1958-70
735	Mickey Vernon.....	1939-48, 50-55
723	Ossie Bluege.....	1922-39
685	Clyde Milan.....	1907-22
680	Sam Rice.....	1915-33

### STRIKEOUTS

1629	Harmon Killebrew.....	1954-74
1033	Bob Allison.....	1958-70
965	Kirby Puckett.....	1984-95
877	Gary Gaetti.....	1981-90
870	Torii Hunter.....	1997-2007
839	Justin Morneau.....	2003-13
805	Michael Cuddyer.....	2001-11
798	Kent Hrbek.....	1981-94
737	Jacque Jones.....	1999-2005
716	Rod Carew.....	1967-78

### STOLEN BASES

495	Clyde Milan.....	1907-22
346	Sam Rice.....	1915-33
321	George Case.....	1937-45, 47
276	Chuck Knoblauch.....	1991-97
271	Rod Carew.....	1967-78
210	Joe Judge.....	1915-32
186	Cesar Tovar.....	1965-72
177	Howie Shanks.....	1912-22
166	Eddie Foster.....	1912-19
166	Bucky Harris.....	1919-28

## PITCHING

## SINGLE SEASON

### WINS

36*	Walter Johnson.....	1913
33	Walter Johnson.....	1912
28*	Walter Johnson.....	1914
27*	Walter Johnson.....	1915
26*	Alvin Crowder.....	1932
25*	Jim Kaat.....	1966
25	Walter Johnson.....	1910
25	Walter Johnson.....	1911
25*	Walter Johnson.....	1916
25*	Walter Johnson.....	1916

## CAREER

### WINS

417	Walter Johnson.....	1907-27
190	Jim Kaat.....	1959-73
149	Bert Blyleven.....	1970-76, 85-88
148	Brad Radke.....	1995-06
145	Camilo Pascual.....	1954-66
128	Jim Perry.....	1963-72
118	Dutch Leonard.....	1938-46
117	Firpo Marberry.....	1923-32, 36
112	Frank Viola.....	1982-89
105	Case Patten.....	1901-08



# ALL-TIME TOP TEN

[1901-2013]

## SINGLE SEASON

### LOSSES

26*	Happy Townsend	1904
26*	Bob Groom	1909
25	Walter Johnson	1909
23	Case Patten	1904
23	Beany Jacobson	1904
22	Bill Carrick	1901
22	Case Patten	1903
22	Al Orth	1903
22	Case Patten	1905
21	Harry Harper	1919

### EARNED RUN AVERAGE

1.14*	Walter Johnson	1913
1.27*	Walter Johnson	1918
1.36	Walter Johnson	1910
1.39*	Walter Johnson	1912
1.49*	Walter Johnson	1919
1.55	Walter Johnson	1915
1.65	Walter Johnson	1908
1.69	Bill Burns	1908
1.72	Walter Johnson	1914
1.90	Walter Johnson	1916

### GAMES

90*	Mike Marshall	1979
83**	Eddie Guardado	1996
81	J.C. Romero	2002
79	Eddie Guardado	1998
<b>79*</b>	<b>Matt Guerrier</b>	<b>2009</b>
78*	Bill Campbell	1976
77	Mike Trombley	1998
77	Juan Rincon	2004
<b>76</b>	<b>Matt Guerrier</b>	<b>2008</b>
76	Bob Wells	1999 and 2000

### GAMES STARTED

42*	Jim Kaat	1965
42*	Walter Johnson	1910
41*	Jim Kaat	1966
40*	Walter Johnson	1914
40*	Jim Perry	1970
40	Bert Blyleven	1973
40	Buddy Groom	1912
39**	Dean Chance	1967
39	Dean Chance	1968
39	Jim Perry	1971

### COMPLETE GAMES

38*	Walter Johnson	1910
37	Case Patten	1904
36	Al Orth	1902
36*	Walter Johnson	1911
36*	Walter Johnson	1916
35*	Walter Johnson	1915
34	Bill Carrick	1901
34	Walter Johnson	1912
33	Case Patten	1902
33*	Walter Johnson	1914

### SHUTOUTS

11*	Walter Johnson	1913
9*	Bert Blyleven	1973
9*	Walter Johnson	1914
9*	Bob Porterfield	1953
8**	Camilo Pascual	1961
8	Walter Johnson	1910
8	Walter Johnson	1917
8	Walter Johnson	1918
7	4 players tied	

## CAREER

### LOSSES

279	Walter Johnson	1907-27
159	Jim Kaat	1959-73
141	Camilo Pascual	1954-66
139	Brad Radke	1995-06
138	Bert Blyleven	1970-76, 85-88
130	Sid Hudson	1940-52
127	Case Patten	1901-08
125	Tom Hughes	1904-13
112	Pedro Ramos	1955-61
103	Tom Zachary	1919-25, 27-28

### EARNED RUN AVERAGE

2.17	Walter Johnson	1907-27
2.64	Doc Ayers	1913-19
2.67	Dean Chance	1967-69
2.69	Cy Falkenberg	1905-08
2.75	Harry Harper	1913-19
2.76	Charlie Smith	1906-09
2.83	Bert Gallia	1912-17
2.86	Joe Boehling	1912-16
3.02	Tom Hughes	1904-13
3.04	Jim Merritt	1965-68

### GAMES

802	Walter Johnson	1907-27
648	Eddie Guardado	1993-2003, '08
490	Rick Aguilera	1989-99
484	Jim Kaat	1959-73
470	Firpo Marberry	1923-32, 36
460	Joe Nathan	2004-11
432	Camilo Pascual	1954-66
<b>393</b>	<b>Matt Guerrier</b>	<b>2004-10</b>
386	Juan Rincon	2001-08
378	Brad Radke	1995-06

### GAMES STARTED

666	Walter Johnson	1907-27
433	Jim Kaat	1959-73
377	Brad Radke	1995-06
345	Bert Blyleven	1970-76, '85-88
331	Camilo Pascual	1954-66
259	Frank Viola	1982-89
251	Dutch Leonard	1938-46
249	Jim Perry	1963-72
239	Sid Hudson	1940-52
237	Case Patten	1901-08

### COMPLETE GAMES

531	Walter Johnson	1907-27
206	Case Patten	1901-08
141	Bert Blyleven	1970-76, 85-88
139	Tom Hughes	1904-13
133	Jim Kaat	1959-73
130	Dutch Leonard	1938-46
119	Camilo Pascual	1954-66
112	Sid Hudson	1940-52
104	Bob Groom	1909-13
96	Jim Shaw	1913-21

### SHUTOUTS

110	Walter Johnson	1907-27
31	Camilo Pascual	1954-66
29	Bert Blyleven	1970-76, 85-88
23	Jim Kaat	1959-73
23	Dutch Leonard	1938-46
19	Bob Porterfield	1951-55
17	Jim Perry	1963-72
17	Case Patten	1901-08
17	Tom Hughes	1904-13
17	Jim Shaw	1913-21



# ALL-TIME TOP TEN

[1901-2013]

## SINGLE SEASON

### SAVES

47	Joe Nathan.....	2009
45*	Eddie Guardado.....	2002
44	Joe Nathan.....	2004
43	Joe Nathan.....	2005
42	Jeff Reardon.....	1988
42	Rick Aguilera.....	1991
41	Rick Aguilera.....	1992
41	Eddie Guardado.....	2003
39	Joe Nathan.....	2008
38	Rick Aguilera.....	1998

### INNINGS PITCHED

371.2*	Walter Johnson.....	1914
370.0*	Walter Johnson.....	1910
369.2*	Walter Johnson.....	1916
369.0	Walter Johnson.....	1912
357.2	Case Patten.....	1904
346.0*	Walter Johnson.....	1913
336.2*	Walter Johnson.....	1915
327.0*	Alvin Crowder.....	1932
326.0	Walter Johnson.....	1917
326.0	Walter Johnson.....	1918

### WALKS

146	Bobo Newsom.....	1936
143	Ken Chase.....	1940
137	Jim Shaw.....	1914
128	Eric Erickson.....	1920
127	Jim Hughes.....	1975
124	Jimmie Deshong.....	1937
123	Jim Shaw.....	1917
122	Walt Masterson.....	1948
119	Joe Boehling.....	1915
116*	Rich Robertson.....	1996

### STRIKEOUTS

313*	Walter Johnson.....	1910
303*	Walter Johnson.....	1912
265*	Johan Santana.....	2004
258	Bert Blyleven.....	1973
249	Bert Blyleven.....	1974
243*	Walter Johnson.....	1913
238*	Johan Santana.....	2005
235	Johan Santana.....	2007
234	Dean Chance.....	1968
233	Bert Blyleven.....	1975
228	Bert Blyleven and Walter Johnson*.....	1972 and 1916

### HOME RUNS ALLOWED

50*	Bert Blyleven.....	1986
46	Bert Blyleven.....	1987
43	Pedro Ramos.....	1957
40**	Brad Radke.....	1996
39*	Pedro Ramos.....	1961
39*	Jim Perry.....	1971
38	Pedro Ramos.....	1958
38*	Carlos Silva.....	2006
37	Frank Viola.....	1986
35*	Mike Smithson and Eric Milton.....	1984 and 2000

### WIN PERCENTAGE

.837*	Walter Johnson (36-7).....	1913
.800*	Stanley Coveleski (20-5).....	1925
.800	Firpo Marberry (16-4).....	1931
.800*	Johan Santana (12-3).....	2003
.800*	Francisco Liriano (12-3).....	2006
.774*	Frank Viola (24-7).....	1988
.773*	Bill Campbell (17-5).....	1976
.769	Jim Perry (20-6).....	1969
.769	Johan Santana (20-6).....	2004
.767*	Walter Johnson (23-7).....	1924
.760	Johan Santana (19-6).....	2006

\* led league; \*\* tied for league lead; + led major leagues  
**bold** indicates still active with Twins; Career batting based on 2000 at-bats;  
 Season pitching records based on 120 innings pitched; Career pitching records based on 500 innings pitched;  
 Career win percentage determined by at least 25 wins

## CAREER

### SAVES

260	Joe Nathan.....	2004-11
254	Rick Aguilera.....	1989-98
116	Eddie Guardado.....	1993-03, '08
108	Ron Davis.....	1982-86
104	Jeff Reardon.....	1987-89
96	Firpo Marberry.....	1923-32, 36
88	Al Worthington.....	1964-69
76	Ron Perranoski.....	1968-71
54	Mike Marshall.....	1978-80
<b>54</b>	<b>Glen Perkins.....</b>	<b>2006-13</b>

### INNINGS PITCHED

5914.2	Walter Johnson.....	1907-27
3014.2	Jim Kaat.....	1959-73
2566.2	Bert Blyleven.....	1970-76, 85-88
2465.0	Camilo Pascual.....	1954-66
2451.0	Brad Radke.....	1995-06
2059.1	Case Patten.....	1901-08
1899.1	Dutch Leonard.....	1938-46
1883.0	Jim Perry.....	1963-72
1819.1	Sid Hudson.....	1940-52
1775.2	Tom Hughes.....	1904-13

### WALKS

1363	Walter Johnson.....	1907-27
909	Camilo Pascual.....	1954-66
729	Jim Kaat.....	1959-73
720	Sid Hudson.....	1940-52
694	Walt Masterson.....	1939-49, 52-53
688	Jim Shaw.....	1913-21
674	Bert Blyleven.....	1970-76, 85-88
572	Bump Hadley.....	1926-31, 35
568	Firpo Marberry.....	1923-32, 36
567	Tom Hughes.....	1904-13

### STRIKEOUTS

3509	Walter Johnson.....	1907-27
2035	Bert Blyleven.....	1970-76, 85-88
1885	Camilo Pascual.....	1954-66
1851	Jim Kaat.....	1959-73
1467	Brad Radke.....	1995-06
1381	Johan Santana.....	2000-07
1214	Frank Viola.....	1982-89
1025	Jim Perry.....	1963-72
887	Dave Goltz.....	1972-79
884	Tom Hughes.....	1904-13

### HOME RUNS ALLOWED

326	Brad Radke.....	1995-06
279	Jim Kaat.....	1961-73
243	Bert Blyleven.....	1970-76, 85-88
214	Camilo Pascual.....	1961-66
213	Frank Viola.....	1982-89
209	Pedro Ramos.....	1955-61
166	Jim Perry.....	1963-72
149	Eric Milton.....	1998-2003
144	Johan Santana.....	2000-07
128	Chuck Stobbs and Kyle Lohse.....	1953-61 and 2001-06


### WIN PERCENTAGE

.717	Juan Berenguer (33-13).....	1987-90
.716	Johan Santana (78-31).....	2000-06
.622	Firpo Marberry (117-71).....	1923-32, 36
.602	Sam Jones (50-33).....	1928-31
.599	Walter Johnson (417-279).....	1907-27
.588	Mudcat Grant (50-35).....	1964-67
.587	Jim Perry (128-90).....	1963-72
.587	Alvin Crowder (98-69).....	1926-27, 30-34
.583	Monte Weaver (70-50).....	1931-38
.571	Joe Boehling (52-39).....	1912-16
.562	Alex Carrasquel (50-39).....	1939-45


HISTORY/RECORDS  
 2014  
 ASC



M I N N E S O T A







2014  
**ALL★STAR**  
**GAME**

YEAR TO YEAR





# TWINS YEARLY STANDINGS

YEAR	WON	LOST	TIED	PCT.	POS.	GA/GB	MANAGER	ATTENDANCE
1961	25	41	0	.318	9	-17.5	Lavagetto	
	45	49	1	.479			Mele	
	70	90	1	.438	7	-38.0	Combined	1,256,723
1962	91	71	1	.562	2	-5.0	Mele	1,433,116
1963	91	70	0	.565	3	-13.0	Mele	1,406,652
1964	79	83	1	.488	T-6	-20.0	Mele	1,207,514
1965	102	60	0	.630	1	+7.0	Mele	1,463,268
1966	89	73	0	.549	2	-9.0	Mele	1,259,374
1967	25	25	0	.500	6	-6.0	Mele	
	66	46	2	.589			Ermer	
	91	71	2	.562	T-2	-1.0	Combined	1,483,547
1968	79	83	0	.488	7	-24.0	Ermer	1,143,257
1969	97	65	0	.599	1	+9.0	Martin	1,349,327
1970	98	64	0	.605	1	+9.0	Rigney	1,261,887
1971	74	86	0	.463	5	-26.5	Rigney	940,858
1972	36	34	0	.514	3	-9.5	Rigney	
	41	43	0	.488			Quilici	
	77	77	0	.500	3	-15.5	Combined	797,901
1973	81	81	0	.500	3	-13.0	Quilici	907,499
1974	82	80	1	.506	3	-8.0	Quilici	662,401
1975	76	83	0	.478	4	-20.5	Quilici	737,156
1976	85	77	0	.525	3	-5.0	Mauch	715,394
1977	84	77	0	.522	4	-17.5	Mauch	1,162,727
1978	73	89	0	.451	4	-19.0	Mauch	787,878
1979	82	80	0	.506	4	-6.0	Mauch	1,070,521
1980	54	71	0	.432	4	-26.5	Mauch	
	23	13	0	.639			Goryl	
	77	84	0	.478	3	-19.5	Combined	769,206
1981 (1)	11	25	1	.306	6	-11.5	Goryl	
	6	14	0	.300			Gardner	
	17	39	1	.304	7	-18.0	Combined	
1981 (2)	24	29	0	.453	4	-6.0	Gardner	469,206
1982	60	102	0	.370	7	-33.0	Gardner	921,186
1983	70	92	0	.432	T-5	-29.0	Gardner	858,939
1984	81	81	0	.500	T-2	-3.0	Gardner	1,598,692
1985	27	35	0	.436	6	-7.5	Gardner	
	50	50	0	.500			Miller	
	77	85	0	.475	T-4	-14.0	Combined	1,651,814
1986	59	80	0	.425	7	-21.5	Miller	
	12	11	0	.522			Kelly	
	71	91	0	.438	6	-21.0	Combined	1,255,453
1987	85	77	0	.525	1	+2.0	Kelly	2,081,976
1988	91	71	0	.562	2	-13.0	Kelly	3,030,672
1989	80	82	0	.494	5	-19.0	Kelly	2,277,438
1990	74	88	0	.457	7	-29.0	Kelly	1,751,584
1991	95	67	0	.586	1	+8.0	Kelly	2,293,842
1992	90	72	0	.555	2	-6.0	Kelly	2,482,428
1993	71	91	0	.438	T-5	-23.0	Kelly	2,048,673
1994	53	60	0	.469	4	-14.0	Kelly	1,398,565
1995	56	88	0	.389	5	-44.0	Kelly	1,057,667
1996	78	84	0	.481	4	-21.5	Kelly	1,437,352
1997	68	94	0	.420	4	-18.5	Kelly	1,411,064
1998	70	92	0	.432	4	-19.0	Kelly	1,165,980
1999	63	97	1	.394	5	-33.0	Kelly	1,202,829
2000	69	93	0	.426	5	-26.0	Kelly	1,059,715
2001	85	77	0	.525	2	-6.0	Kelly	1,782,926
2002	94	67	0	.584	1	+13.5	Gardenhire	1,924,473
2003	90	72	0	.556	1	+4.0	Gardenhire	1,946,011
2004	92	70	0	.568	1	+9.0	Gardenhire	1,911,418
2005	83	79	0	.512	3	-16.0	Gardenhire	2,304,243
2006	96	66	0	.593	1	+1.0	Gardenhire	2,285,018
2007	79	83	0	.488	3	-17.0	Gardenhire	2,296,383
2008	88	75	0	.540	2	-1.0	Gardenhire	2,302,431
2009	87	76	0	.534	1	+1.0	Gardenhire	2,416,237
2010	94	68	0	.580	1	+6.0	Gardenhire	3,223,640
2011	63	99	0	.389	5	-32.0	Gardenhire	3,168,107
2012	66	96	0	.407	5	-22.0	Gardenhire	2,776,354
2013	66	96	0	.407	4	-27.0	Gardenhire	2,477,644
<b>TOTALS</b>	<b>4,204</b>	<b>4,243</b>	<b>8</b>	<b>.497</b>				<b>84,086,176</b>



# TWINS SEASON OPENER INFORMATION

## SEASON OPENER RECORD: 24-29

DATE	OPPONENT	W/L	SCORE	WINNING PITCHER	LOSING PITCHER	ATTENDANCE
4-11-61	at New York	W	6-0	Ramos	Ford	14,607
4-10-62	at Kansas City	L	2-4	Rakow	Kralick	21,012
4-9-63	Cleveland	L	4-5	Grant	Pascual	22,091
4-14-64	at Cleveland	W	7-6	Perry	Walker	25,617
4-12-65	New York	W	5-4	Fosnow	Ramos	15,388
4-12-66	Kansas City	W	2-1	Grant	Hunter	21,658
4-11-67	at Baltimore	L	3-6	Drabowsky	Kaat	39,812
4-10-68	at Washington	W	2-0	Chance	Pascual	32,063
4-8-69	at Kansas City	L	3-4	Drabowsky	Grzenda	17,688
4-7-70	at Chicago	W	12-0	Perry	John	11,473
4-6-71	Milwaukee	L	2-7	Pattin	Perry	18,823
4-15-72	at Oakland	L	3-4	Locker	LaRoche	9,912
4-6-73	at Oakland	W	8-3	Byllevan	Hunter	38,207
4-5-74	at Kansas City	W	6-4	Campbell	McDaniel	31,781
4-8-75	at Texas	W	11-4	Byllevan	Jenkins	28,787
4-9-76	at Texas	L	1-2	Perry	Campbell	28,947
4-9-77	at Oakland	L	4-7	Torrez	Schueler	12,562
4-5-78	at Seattle	L	2-3	Abbott	Goltz	45,235
4-6-79	at Oakland	W	5-3	Goltz	Langford	10,387
4-10-80	at Oakland	W	9-7	Corbett	McCatty	24,415
4-9-81	Oakland	L	1-5	Norris	Koosman	42,658
4-6-82	Seattle	L	7-11	Bannister	Redfern	52,279
4-5-83	Detroit	L	3-11	Morris	Havens	30,961
4-3-84	Detroit	L	1-8	Morris	Williams	34,381
4-9-85	at California	W	6-2	Viola	Witt	35,244
4-8-86	at Oakland	W	3-2	Viola	Codiroli	44,726
4-7-87	Oakland	W	5-4	Frazier	Krueger	43,548
4-5-88	at New York	L	0-8	Rhoden	Viola	55,802
4-4-89	New York	L	2-4	John	Viola	52,394
4-9-90	at Oakland	L	3-8	Stewart	Anderson	48,219
4-9-91	at Oakland	L	2-7	Stewart	Morris	44,373
4-6-92	at Milwaukee	W	4-2	Willis	Nunez	52,470
4-6-93	Chicago	L	5-10	McDowell	Tapani	51,617
4-5-94	California	L	2-8	Langston	Tapani	41,012
4-26-95	at Boston	L	0-9	Sele	Erickson	32,980
4-1-96	Detroit	W	8-6	Radke	Lira	30,185
4-1-97	Detroit	W	7-5	Naulty	Miceli	43,216
4-1-98	at Toronto	L	2-3	Clemens	Tewksbury	41,387
4-6-99	Toronto	W	6-1	Radke	Hentgen	45,601
4-3-00	Tampa Bay	L	0-7	Trachsel	Radke	43,830
4-3-01	at Detroit	W	3-2	Radke	Weaver	40,104
4-1-02	at Kansas City	W	8-6	Romero	Bailey	40,605
3-31-03	at Detroit	W	3-1	Radke	Maroth	40,427
4-5-04	Cleveland	W	7-4	Rincon	Durbin	49,584
4-4-05	at Seattle	L	1-5	Moyer	Radke	46,249
4-4-06	at Toronto	L	3-6	Halladay	Santana	50,449
4-2-07	Baltimore	W	7-4	Santana	Bedard	48,711
3-31-08	Los Angeles - AL	W	3-2	Hernandez	Weaver	49,596
4-6-09	Seattle	L	1-6	Hernandez	Liriano	48,514
4-5-10	at Los Angeles - AL	L	3-6	Weaver	Baker	43,504
4-1-11	at Toronto	L	3-13	Romero	Pavano	47,984
4-6-12	at Baltimore	L	2-4	Arrieta	Pavano	46,773
4-1-13	Detroit	L	2-4	Verlander	Worley	38,282

### SINGLE-DATE ATTENDANCE RECORDS IN MINNESOTA BY EACH CLUB

CLUB	TOP ATTENDANCE	DAY/NIGHT	DATE
Arizona	31,497	Night	Sunday, June 22, 2008
Atlanta	40,001	Night	Friday, June 11, 2010
Baltimore	52,284	Night	Friday, July 22, 1988
Boston	44,091	Night	Tuesday, July 5, 1988
Chicago-AL	51,617	Night	Tuesday, April 6, 1993
Chicago-NL	42,304	Night	Saturday, June 24, 2006
Cincinnati	35,034	Night	Friday, July 6, 2001
Cleveland	49,653	Night	Saturday, April 29, 1989
Colorado	40,814	Night	Wednesday, June 16, 2010
Detroit	54,088	Day	Tuesday, October 6, 2009
Miami	29,448	Day	Sunday, June 9, 2002
Houston	39,659	Day	Sunday, June 21, 2009
Kansas City	53,106	Day	Sunday, Sept. 27, 1987
Los Angeles-AL	52,625	Night	Saturday, Oct. 1, 1988
Los Angeles-NL	39,775	Night	Tuesday, June 28, 2011
Milwaukee	52,293	Night	Saturday, July 9, 1988
New York-AL	52,394	Night	Tuesday, April 4, 1989
New York-NL	30,913	Day	Monday, August 19, 2013
Oakland	52,008	Night	Saturday, June 4, 1988
Philadelphia	32,622	Night	Tuesday, June 12, 2012
Pittsburgh	30,670	Day	Thursday, June 18, 2009
St. Louis	35,002	Night	Saturday, June 27, 1998
Seattle	52,279	Night	Tuesday, April 6, 1982
Tampa Bay	43,830	Night	Monday, April 3, 2000
Texas	53,031	Night	Friday, April 10, 1992
Toronto	53,067	Night	Friday, April 8, 1988
Washington	24,793	Day	Thursday, June 19, 2008

YEAR TO YEAR

2014  
MLB  
ALL-STAR



# OPENING DAY LINEUPS 1961-2013

**1961**

at New York	Pos.
Versalles	SS
Green	CF
Killebrew	1B
Lemon	LF
Allison	RF
Battey	C
Bertoia	3B
Gardner	2B
Ramos	P
Lavagetto	Mgr.

**1962**

at Kansas City	Pos.
Green	CF
Power	1B
Killebrew	LF
Allison	RF
Battey	C
Allen	2B
Versalles	SS
Rollins	3B
Kralick	P
Mele	Mgr.

**1963**

vs. Cleveland	Pos.
Green	CF
Power	1B
Killebrew	LF
Allison	RF
Allen	2B
Battey	C
Banks	3B
Versalles	SS
Pascual	P
Mele	Mgr.

**1964**

at Cleveland	Pos.
Rollins	3B
Oliva	RF
Allison	1B
Hall	CF
Killebrew	LF
Battey	C
Versalles	SS
Allen	2B
Pascual	P
Mele	Mgr.

**1965**

vs. New York	Pos.
Versalles	SS
Kindall	2B
Rollins	3B
Oliva	RF
Killebrew	1B
Hall	CF
Allison	LF
Zimmerman	C
Kaat	P
Mele	Mgr.

**1966**

vs. Kansas City	Pos.
Versalles	SS
Valdespino	LF
Oliva	RF
Killebrew	3B
Mincher	1B
Hall	CF
Battey	C
Allen	2B
Grant	P
Mele	Mgr.

**1967**

at Baltimore	Pos.
Tovar	CF
Rollins	3B
Oliva	RF
Killebrew	1B
Allison	LF
Carew	2B
Battey	C
Versalles	SS
Kaat	P
Mele	Mgr.

**1968**

at Washington	Pos.
Tovar	3B
Carew	2B
Oliva	RF
Killebrew	1B
Allison	LF
Roseboro	C
Hernandez	SS
Uhlender	CF
Chance	P
Ermer	Mgr.

**1969**

at Kansas City	Pos.
Tovar	CF
Carew	2B
Oliva	RF
Killebrew	3B
Nettles	LF
Reese	1B
Cardenas	SS
Roseboro	C
Hall	P
Martin	Mgr.

**1970**

at Chicago	Pos.
Tovar	CF
Carew	2B
Killebrew	3B
Oliva	RF
Alyea	LF
Reese	1B
Mitterwald	C
Cardenas	SS
Perry	P
Rigney	Mgr.

**1971**

vs. Milwaukee	Pos.
Tovar	CF
Carew	2B
Oliva	RF
Killebrew	3B
Reese	1B
Alyea	LF
Cardenas	SS
Mitterwald	C
Perry	P
Rigney	Mgr.

**1972**

at Oakland	Pos.
Tovar	RF
Thompson	SS
Carew	2B
Killebrew	1B
Darwin	CF
Brye	LF
Soderholm	3B
Roof	C
Blyleven	P
Rigney	Mgr.

**1973**

at Oakland	Pos.
Hisle	CF
Carew	2B
Darwin	RF
Oliva	DH
Braun	3B
Lis	1B
Thompson	SS
Mitterwald	C
Holt	LF
Blyleven	P
Quilici	Mgr.

**1974**

at Kansas City	Pos.
Ferrer	SS
Carew	2B
Hisle	CF
Lis	1B
Darwin	RF
Killebrew	DH
Braun	LF
Hundley	C
Terrell	3B
Blyleven	P
Quilici	Mgr.

**1975**

at Texas	Pos.
Carew	2B
Bostock	CF
Hisle	LF
Darwin	RF
Oliva	DH
Soderholm	3B
Braun	1B
Thompson	SS
Borgmann	C
Blyleven	P
Quilici	Mgr.

**1976**

at Texas	Pos.
Carew	1B
Ford	RF
Braun	DH
Hisle	LF
Bostock	CF
Wynegar	C
McKay	3B
Terrell	2B
Thompson	SS
Blyleven	P
Mauch	Mgr.

**1977**

at Oakland	Pos.
Wynegar	C
Smalley	SS
Carew	1B
Bostock	CF
Hisle	LF
Ford	RF
Kusick	DH
Cubbage	3B
Randall	2B
Goltz	P
Mauch	Mgr.

**1978**

at Seattle	Pos.
Powell	RF
Smalley	SS
Carew	1B
Adams	DH
Wynegar	C
Ford	CF
Cubbage	3B
Norwood	LF
Wilfong	2B
Goltz	P
Mauch	Mgr.

**1979**

at Oakland	Pos.
Cubbage	3B
Smalley	SS
Landreaux	LF
Jackson	1B
Adams	DH
Wynegar	C
Sofield	RF
Norwood	CF
Wilfong	2B
Goltz	P
Mauch	Mgr.

**1980**

at Oakland	Pos.
Cubbage	1B
Wilfong	2B
Smalley	SS
Landreaux	LF
Goodwin	DH
Sofield	CF
Wynegar	C
Powell	RF
Castino	3B
Koosman	P
Mauch	Mgr.

**1981**

vs. Oakland	Pos.
Powell	RF
Wilfong	2B
Castino	3B
Smalley	SS
Adams	DH
Ward	LF
Hatcher	1B
Johnston	CF
Smith	C
Koosman	P
Goryl	Mgr.

**1982**

vs. Seattle	Pos.
Eisenreich	CF
Ward	DH
Engle	RF
Smalley	SS
Hrbek	1B
Gaetti	3B
Wynegar	C
Wilfong	2B
Hatcher	LF
Redfern	P
Gardner	Mgr.

**1983**

vs. Detroit	Pos.
Eisenreich	CF
Castino	2B
Ward	LF
Hrbek	1B
Brunansky	RF
Gaetti	3B
Bush	DH
Laudner	C
Faedo	SS
Havens	P
Gardner	Mgr.

**1984**

vs. Detroit	Pos.
Eisenreich	CF
Teufel	2B
Hrbek	1B
Brunansky	RF
Bush	DH
Gaetti	3B
Hatcher	LF
Laudner	C
Faedo	SS
Williams	P
Gardner	Mgr.



# OPENING DAY LINEUPS 1961-2013

<b>1985</b>	<b>1986</b>	<b>1987</b>	<b>1988</b>
at California	at Oakland	vs. Oakland	at New York
Puckett CF	Puckett CF	Gladden DH	Gladden LF
Hatcher LF	Hatcher LF	Lombardozi 2B	Gagne SS
Hrbek 1B	Hrbek 1B	Puckett CF	Puckett CF
Smalley SS	Brunansky RF	Gaetti 3B	Hrbek 1B
Brunansky RF	Salas C	Hrbek 1B	Gaetti 3B
Stenhouse DH	Gaetti 3B	Brunansky RF	Bush DH
Gaetti 3B	Smalley DH	Davidson LF	Brunansky RF
Teufel 2B	Gagne SS	Gagne SS	Nieto C
Laudner C	Lombardozi 2B	Nieto C	Lombardozi 2B
Viola P	Viola P	Byleven P	Viola P
Gardner Mgr.	Miller Mgr.	Kelly Mgr.	Kelly Mgr.
<b>1989</b>	<b>1990</b>	<b>1991</b>	<b>1992</b>
vs. New York	at Oakland	at Oakland	at Milwaukee
Gladden LF	Gladden LF	Gladden LF	Mack LF
Backman 2B	Bush RF	Knoblauch 2B	Knoblauch 2B
Puckett CF	Puckett CF	Puckett RF	Puckett CF
Gaetti 3B	Hrbek 1B	Hrbek 1B	Davis DH
Hrbek 1B	Gaetti 3B	Davis DH	Harper C
Laudner C	Harper C	Harper C	Larkin 1B
Castillo RF	Larkin DH	Pagliarulo 3B	Munoz RF
Larkin DH	Gagne SS	Mack CF	Leius 3B
Gagne SS	Newman 2B	Gagne SS	Gagne SS
Viola P	Anderson P	Morris P	Erickson P
Kelly Mgr.	Kelly Mgr.	Kelly Mgr.	Kelly Mgr.
<b>1993</b>	<b>1994</b>	<b>1995</b>	<b>1996</b>
vs. Chicago	vs. California	at Boston	vs. Detroit
Knoblauch 2B	Becker CF	Knoblauch 2B	Knoblauch 2B
Mack LF	Knoblauch 2B	Cole CF	Becker CF
Puckett CF	Puckett RF	Puckett RF	Molitor DH
Hrbek 1B	Winfield DH	Munoz DH	Cordova LF
Winfield DH	Munoz LF	Maas 1B	Myers C
Munoz RF	Hrbek 1B	Cordova LF	Hollins 3B
Harper C	Walbeck C	Leius 3B	Stahoviak 1B
Pagliarulo 3B	Leius 3B	Meares SS	Meares SS
Leius SS	Meares SS	Walbeck C	Lawton RF
Tapani P	Tapani P	Erickson P	Radke P
Kelly Mgr.	Kelly Mgr.	Kelly Mgr.	Kelly Mgr.
<b>1997</b>	<b>1998</b>	<b>1999</b>	<b>2000</b>
vs. Detroit	at Toronto	vs. Toronto	vs. Tampa Bay
Knoblauch 2B	Nixon CF	Hunter CF	Walker 2B
Becker CF	Gates 2B	Allen LF	Guzman SS
Molitor DH	Molitor DH	Walker 2B	Lawton RF
Cordova LF	Merced 1B	Coomer 3B	Huskey DH
Lawton RF	Cordova LF	Lawton RF	Koskie 3B
Steinbach C	Lawton RF	Cordova DH	Coomer 1B
Stahoviak 1B	Coomer 3B	Mientkiewicz 1B	Jones LF
Meares SS	Steinbach C	Steinbach C	LeCroy C
Walker 3B	Meares SS	Guzman SS	Hunter CF
Radke P	Tewksbury P	Radke P	Radke P
Kelly Mgr.	Kelly Mgr.	Kelly Mgr.	Kelly Mgr.
<b>2001</b>	<b>2002</b>	<b>2003</b>	<b>2004</b>
at Detroit	at Kansas City	at Detroit	vs. Cleveland
Guzman SS	Jones LF	Jones LF	Stewart LF
Rivas 2B	Guzman SS	Guzman SS	Rivas 2B
Lawton RF	Mientkiewicz 1B	Hunter CF	Mientkiewicz 1B
Koskie 3B	Ortiz DH	LeCroy DH	Koskie 3B
Ortiz DH	Hunter CF	Cuddyer 3B	Hunter CF
Hunter CF	Koskie 3B	Mientkiewicz 1B	Jones RF
Jones LF	Buchanan RF	Mohr RF	LeCroy DH
Mientkiewicz 1B	Pierzynski C	Pierzynski C	Mauer C
Pierzynski C	Rivas 2B	Rivas 2B	Guzman SS
Radke P	Radke P	Radke P	Radke P
Kelly Mgr.	Gardenhire Mgr.	Gardenhire Mgr.	Gardenhire Mgr.
<b>2005</b>	<b>2006</b>	<b>2007</b>	<b>2008</b>
at Seattle	at Toronto	Baltimore	Los Angeles-AL
Stewart LF	Stewart LF	Castillo 2B	Gomez CF
Bartlett SS	Castillo 2B	Punto 3B	Mauer C
Mauer C	Mauer C	Mauer C	Cuddyer RF
Morneau 1B	White DH	Cuddyer RF	Morneau 1B
Hunter CF	Hunter CF	Morneau 1B	Young LF
Jones RF	Morneau 1B	Hunter CF	Monroe DH
Ford DH	Batista 3B	White LF	Lamb 3B
Cuddyer 3B	Kubel RF	Cirillo DH	Harris 2B
Rivas 2B	Castro SS	Bartlett SS	Everett SS
Radke P	Santana P	Santana P	Hernandez P
Gardenhire Mgr.	Gardenhire Mgr.	Gardenhire Mgr.	Gardenhire Mgr.

YEAR TO YEAR  
2014  
ASG



# OPENING DAY LINEUPS 1961-2013

2009		2010		2011		2012	
Seattle	Pos.	at Los Angeles-AL	Pos.	at Toronto	Pos.	at Baltimore	Pos.
Span	LF	Span	CF	Span	CF	Span	CF
Casilla	2B	Hudson	2B	Nishioka	2B	Carroll	SS
Cuddyer	RF	Mauer	C	Mauer	C	Mauer	C
Morneau	1B	Morneau	1B	Morneau	1B	Morneau	DH
Kubel	DH	Cuddyer	RF	Young	LF	Willingham	LF
Crede	3B	Kubel	DH	Cuddyer	RF	Doumit	RF
Gomez	CF	Young	LF	Kubel	DH	Valencia	3B
Redmond	C	Hardy	SS	Valencia	3B	Parmelee	1B
Punto	SS	Punto	3B	Casilla	SS	Casilla	2B
Liriano	P	Baker	P	Pavano	P	Pavano	P
Gardenhire	Mgr.	Gardenhire	Mgr.	Gardenhire	Mgr.	Gardenhire	Mgr.

2013	
Detroit	Pos.
Hicks	CF
Mauer	C
Willingham	LF
Morneau	1B
Doumit	DH
Plouffe	3B
Parmelee	RF
Dozier	2B
Florimon	SS
Worley	P
Gardenhire	Mgr.

## OPENING DAY INFORMATION

**EARLIEST:** March 31, 2003 at Detroit and March 31, 2008 vs. Los Angeles-AL

**LATEST:** April 26, 1995 at Boston

**LARGEST CROWD:** 55,802, April 5, 1988 at New York-AL

**SMALLEST CROWD:** 9,912, April 15, 1972 at Oakland

**COLDEST TEMPERATURE:** 33 degrees, April 14, 1962 vs. Los Angeles-AL

### TWINS OPENING DAY OPPONENTS THROUGH THE YEARS:

Oakland-12, Detroit-7, Toronto-5, New York-AL-4, Los Angeles-AL-4, Baltimore - 3, Cleveland-3, Kansas City-3, Seattle-3, Milwaukee-2, Chicago-AL-2, Texas-2, Boston-1, Tampa Bay-1, Washington-1

## TWINS ALL-TIME OPENING DAY STARTING PITCHERS

YEAR	OPP.	PITCHER (LINE)	YEAR	OPP.	PITCHER (LINE)
1961	at NYY	Pedro Ramos (W, 9.0 IP, 3 H, 0 R, 0 ER, 1 BB, 5 K)	1999	TOR	Brad Radke (W, 7.0 IP, 8 H, 1 R, 1 ER, 1 BB, 5 K)
1962	at KC	Jack Kralick (L, 6.0 IP, 5 H, 4 R, 4 ER, 0 BB, 3 K)	2000	TB	Brad Radke (L, 5.0 IP, 9 H, 6 R, 6 ER, 0 BB, 4 K)
1963	CLE	Camilo Pascual (L, 7.0 IP, 6 H, 5 R, 5 ER, 2 BB, 3 K)	2001	at DET	Brad Radke (W, 8.0 IP, 6 H, 1 R, 1 ER, 1 BB, 2 K)
1964	at CLE	Camilo Pascual (ND, 3.0 IP, 7 H, 5 R, 5 ER, 2 BB, 4 K)	2002	at KC	Brad Radke (ND, 4.1 IP, 8 H, 6 R, 5 ER, 0 BB, 2 K)
1965	NYY	Jim Kaat (ND, 9.0 IP, 5 H, 4 R, 4 ER, 1 BB, 2 K)	2003	at DET	Brad Radke (W, 6.2 IP, 3 H, 1 R, 1 ER, 1 BB, 3 K)
1966	KC	Mudcat Grant (W, 9.0 IP, 6 H, 1 R, 1 ER, 2 BB, 1 K)	2004	CLE	Brad Radke (ND, 6.0 IP, 11 H, 4 R, 2 ER, 0 BB, 3 K)
1967	at BAL	Jim Kaat (L, 4.0 IP, 4 H, 4 R, 4 ER, 1 BB, 3 K)	2005	at SEA	Brad Radke (L, 7.0 IP, 5 H, 5 R, 4 ER, 0 BB, 5 K)
1968	at WAS	Dean Chance (W, 9.0 IP, 4 H, 0 R, 0 ER, 0 BB, 8 K)	2006	at TOR	Johan Santana (L, 5.2 IP, 10 H, 4 R, 4 ER, 1 BB, 3 K)
1969	at KC	Tom Hall (ND, 5.2 IP, 9 H, 3 R, 1 ER, 0 BB, 2 K)	2007	BAL	Johan Santana (W, 6.0 IP, 7 H, 4 R, 4 ER, 2 BB, 6 K)
1970	at CWS	Jim Perry (W, 9.0 IP, 6 H, 0 R, 0 ER, 4 BB, 6 K)	2008	LAA	Livan Hernandez (W, 7.0 IP, 7 H, 2 R, 2 ER, 0 BB, K)
1971	MIL	Jim Perry (L, 4.2 IP, 7 H, 3 R, 3 ER, 3 BB, 1 K)	2009	SEA	Francisco Liriano (L, 7.0 IP, 4 H, 4 R, 4 ER, 0 BB, 3 K)
1972	at OAK	Bert Blyleven (ND, 6.0 IP, 5 H, 2 R, 2 ER, 1 BB, 1 K)	2010	at LAA	Scott Baker (L, 4.2 IP, 5 H, 4 R, 4 ER, 3 BB, 3 K)
1973	at OAK	Bert Blyleven (W, 9.0 IP, 10 H, 3 R, 2 ER, 2 BB, 7 K)	2011	at TOR	Carl Pavano (L, 4.0 IP, 6 H, 8 R, 7 ER, 2 BB, 3 K)
1974	at KC	Bert Blyleven (ND, 9.0 IP, 9 H, 4 R, 3 ER, 3 BB, 6 K)	2012	at BAL	Carl Pavano (L, 7.0 IP, 5 H, 4 R, 4 ER, 2 BB, 1 K)
1975	at TEX	Bert Blyleven (W, 6.1 IP, 6 H, 4 R, 4 ER, 4 BB, 8 K)	2013	DET	Vance Worley (L, 6.0 IP, 8 H, 3 R, 3 ER, 1 BB, 3 K)
1976	at TEX	Bert Blyleven (ND, 9.0 IP, 6 H, 1 R, 1 ER, 0 BB, 8 K)			
1977	at OAK	Dave Goltz (ND, 4.1 IP, 5 H, 4 R, 3 ER, 4 BB, 3 K)			
1978	at SEA	Dave Goltz (W, 8.0 IP, 9 H, 3 R, 3 ER, 2 BB, 6 K)			
1979	at OAK	Dave Goltz (W, 8.1 IP, 8 H, 3 R, 3 ER, 1 BB, 3 K)			
1980	at OAK	Jerry Koosman (ND, 6.2 IP, 7 H, 4 R, 4 ER, 1 BB, 4 K)			
1981	OAK	Jerry Koosman (L, 7.1 IP, 8 H, 4 R, 4 ER, 4 BB, 3 K)			
1982	SEA	Pete Redfern (L, 5.0 IP, 6 H, 5 R, 5 ER, 1 BB, 2 K)			
1983	DET	Brad Havens (L, 1.1 IP, 7 H, 8 R, 8 ER, 3 BB, 2 K)			
1984	DET	Al Williams (6.1 IP, 8 H, 6 R, 6 ER, 2 BB, 2 K)			
1985	at CAL	Frank Viola (W, 7.2 IP, 4 H, 2 R, 2 ER, 3 BB, 2 K)			
1986	at OAK	Frank Viola (W, 7.0 IP, 7 H, 2 R, 2 ER, 3 BB, 2 K)			
1987	OAK	Bert Blyleven (ND, 8.0 IP, 4 H, 4 R, 4 ER, 3 BB, 6 K)			
1988	at NYY	Frank Viola (L, 5.0 IP, 8 H, 6 R, 6 ER, 1 BB, 6 K)			
1989	NYY	Frank Viola (L, 6.0 IP, 8 H, 3 R, 3 ER, 4 BB, 1 K)			
1990	at OAK	Allan Anderson (L, 4.0 IP, 7 H, 5 R, 4 ER, 3 BB, 1 K)			
1991	at OAK	Jack Morris (L, 4.2 IP, 8 H, 7 R, 3 ER, 5 BB, 4 K)			
1992	at MIL	Scott Erickson (ND, 6.0 IP, 5 H, 2 R, 2 ER, 2 BB, 1 K)			
1993	CWS	Kevin Tapani (L, 3.1 IP, 8 H, 9 R, 8 ER, 1 BB, 2 K)			
1994	CAL	Kevin Tapani (L, 3.2 IP, 10 H, 7 R, 7 ER, 3 BB, 1 K)			
1995	at BOS	Scott Erickson (L, 4.2 IP, 7 H, 2 R, 1 ER, 2 BB, 3 K)			
1996	DET	Brad Radke (W, 6.0 IP, 5 H, 1 R, 1 ER, 2 BB, 8 K)			
1997	DET	Brad Radke (ND, 5.0 IP, 7 H, 5 R, 5 ER, 2 BB, 4 K)			
1998	at TOR	Bob Tewksbury (L, 6.0 IP, 5 H, 3 R, 3 ER, 2 BB, 2 K)			

## TWINS MOST OPENING DAY STARTS

PLAYER	STARTS
Killebrew.....	12
Carew.....	12
Hrbek.....	12
Puckett.....	11
Oliva.....	10

PITCHER	STARTS
Radke.....	8
Blyleven.....	6
Viola.....	4
Goltz.....	3
7 pitchers tied.....	2



# YEAR-BY-YEAR TEAM STATISTICS

## 1961 TWINS STATISTICS

### BATTING: (9TH IN A.L.)

PLAYER	AVG	G	AB	R	H	TB	2B	3B	HR	RBI	BB	SO	SB	GDP
Allison	.245	159	556	83	136	250	21	3	29	105	103	100	2	17
Altobelli	.221	41	95	10	21	34	2	1	3	14	13	14	0	2
Arrigo	.500	2	2	0	1	1	0	0	0	1	0	0	0	0
Batley	.302	133	460	70	139	216	24	1	17	55	53	65	3	18
Becquer	.238	57	84	13	20	40	1	2	5	18	2	12	0	1
Bertoia	.212	35	104	17	22	27	2	0	1	8	20	12	0	3
Consolo	.000	11	6	0	0	0	0	0	0	0	0	1	0	1
Cueto	.000	4	5	1	0	0	0	0	0	0	1	1	0	0
Dobbek	.168	72	125	12	21	38	3	1	4	14	13	18	1	2
Dotter	.000	1	1	0	0	0	0	0	0	0	0	0	0	0
Gardner	.235	45	153	13	36	48	9	0	1	11	11	14	0	7
Giel	.500	5	2	0	1	1	0	0	0	0	0	1	0	0
Green	.285	156	600	92	171	240	28	7	9	50	81	50	17	5
Henry	.143	20	28	1	4	4	0	0	0	3	2	7	0	3
Jacobs	.250	4	8	0	2	2	0	0	0	0	0	2	0	0
Kaat	.238	33	63	10	15	20	3	1	0	1	4	13	0	2
Killebrew	.288	150	541	94	156	328	20	7	46	122	107	109	1	11
Kralick	.151	33	86	8	13	16	0	0	1	6	2	14	0	1
Lee	.069	15	29	2	2	2	0	0	0	2	0	12	0	0
Lemon	.258	129	423	57	109	179	26	1	14	52	44	98	1	11
Lepcio	.170	47	112	11	19	45	3	1	7	19	8	31	1	2
Martin	.246	108	374	44	92	135	15	5	6	36	13	42	3	9
McDevitt	.000	4	4	1	0	0	0	0	0	0	0	4	0	0
Mincher	.188	35	101	18	19	41	5	1	5	11	22	12	0	5
Moore	.000	6	4	0	0	0	0	0	0	0	2	1	0	1
Naragon	.302	57	139	10	42	52	2	1	2	11	4	8	0	5
Palmquist	.000	2	3	1	0	0	0	0	0	0	0	0	0	0
Pascual	.165	33	85	4	14	17	3	0	0	4	5	15	0	5
Pleis	.111	9	9	0	1	1	0	0	0	0	0	5	0	0
Ramos	.172	37	93	8	16	26	1	0	3	11	2	42	0	1
Rollins	.294	13	17	3	5	6	1	0	0	3	2	2	0	0
Sadowski	.000	4	6	0	0	0	0	0	0	0	0	2	0	0
Schroll	.278	6	18	3	5	9	1	0	1	3	2	4	0	0
Snyder	.000	3	5	0	0	0	0	0	0	0	0	1	0	0
Stange	.000	1	1	0	0	0	0	0	0	0	0	1	0	0
Stobbs	.375	6	8	2	3	4	1	0	0	1	1	2	0	0
Tuttle	.246	137	370	38	91	124	12	3	5	38	43	41	1	13
Valdivielso	.195	76	149	15	29	37	5	0	1	9	8	18	1	6
Valo	.156	33	32	0	5	7	2	0	0	4	3	3	0	2
Versalles	.280	129	510	65	143	199	25	5	7	53	25	61	16	8
Whisenant	.000	10	6	1	0	0	0	0	0	0	1	2	0	0
TOTALS	.250	161	5417	707	1353	2149	215	40	167	665	597	840	47	141

### PITCHING: (7TH IN A.L.)

PLAYER	W	L	ERA	G	GS	CG	SHO	SV	IP	H	R	ER	HR	BB	SO
Arrigo	0	1	10.24	7	2	0	0	-	9.2	9	12	11	0	10	6
Becquer	0	0	27.00	1	0	0	0	-	1.0	4	3	3	0	1	0
Bruckbauer	0	0	INF	1	0	0	0	-	0.0	3	3	3	0	1	0
Cueto	1	3	8.18	7	5	0	0	-	21.1	27	24	17	7	10	5
Dotter	0	0	9.00	2	0	0	0	-	6.0	6	6	6	0	4	2
Giel	1	0	9.78	12	0	0	0	-	19.1	24	27	21	6	17	14
Kaat	9	17	3.90	36	29	8	1	-	200.2	187	105	87	12	82	122
Kralick	13	11	3.61	33	33	11	2	-	242.0	257	101	97	21	64	137
Lee	3	6	3.52	37	10	4	0	-	115.0	93	49	45	12	35	65
McDevitt	1	0	2.36	16	1	0	0	-	26.2	20	11	7	1	19	15
Moore	4	4	3.67	46	0	0	0	-	56.1	49	23	23	8	38	45
Palmquist	1	1	9.70	9	2	0	0	-	21.1	33	23	22	7	13	13
Pascual	15	16	3.46	35	33	15	8	-	252.1	205	114	97	26	100	221
Pleis	4	2	4.95	37	0	0	0	-	56.1	59	35	31	4	34	32
Ramos	11	20	3.95	42	34	9	3	-	264.1	265	134	116	39	79	174
Sadowski	0	2	6.82	15	1	0	0	-	33.0	49	29	25	6	11	12
Schroll	4	4	5.22	11	8	2	0	-	50.0	53	36	29	5	27	24
Stange	1	0	2.92	7	0	0	0	-	12.1	15	6	4	1	10	10
Stobbs	2	3	7.46	24	3	0	0	-	44.2	56	37	37	8	15	17
TOTALS	70	90	4.28	161	49	14	-	-	1432.1	1415	778	681	163	570	914

## 1962 TWINS STATISTICS

### BATTING: (3RD IN A.L.)

PLAYER	AVG	G	AB	R	H	TB	2B	3B	HR	RBI	BB	SO	SB	GDP
Allen	.269	159	573	79	154	231	27	7	12	64	62	82	0	10
Allison	.266	149	519	102	138	265	24	8	29	102	84	115	8	12
Arrigo	.000	1	0	0	0	0	0	0	0	0	0	0	0	0
Banks	.252	63	103	22	26	42	0	2	4	15	21	27	0	6
Batley	.280	148	522	58	146	205	20	3	11	57	57	48	0	18
Bonikowski	.148	29	27	3	4	4	0	0	0	0	1	15	0	0
Collum	.000	8	4	0	0	0	0	0	0	1	0	1	0	0
Donohue	.000	6	2	0	0	0	0	0	0	0	0	1	0	0
Gomez	.000	6	5	0	0	0	0	0	0	0	1	1	0	0
Goryl	.192	37	26	6	5	13	0	1	2	2	2	6	0	1
Green	.271	158	619	97	168	249	33	3	14	63	88	36	8	8
Kaat	.180	48	100	9	18	26	3	1	1	10	8	40	0	0
Killebrew	.243	155	552	85	134	301	21	1	48	126	106	142	1	14
Kralick	.202	39	89	7	18	25	1	0	2	4	4	27	0	5
Lee	.211	9	19	2	4	4	0	0	0	1	1	7	0	0
Lemon	.176	12	17	1	3	6	0	0	1	5	3	4	0	1
Manning	.000	5	1	0	0	0	0	0	0	0	0	0	0	0
Maranda	.250	32	16	0	4	6	2	0	0	1	1	6	0	1
Martinez	.167	37	18	13	3	5	0	1	0	3	3	4	0	0
Mincher	.240	86	121	20	29	59	1	1	9	29	34	24	0	4
Moore	.000	49	5	0	0	0	0	0	0	0	0	3	0	0



## 1962 TWINS STATISTICS

### BATTING: (3RD IN A.L.)

PLAYER	AVG	G	AB	R	H	TB	2B	3B	HR	RBI	BB	SO	SB	GDP
Naragon	.229	24	35	1	8	9	1	0	0	3	3	1	0	1
Oliva	.444	9	9	3	4	5	1	0	0	3	3	2	0	0
Pascual	.268	34	97	9	26	36	4	0	2	19	6	8	0	3
Pleis	.286	21	14	1	4	4	0	0	0	1	1	5	0	0
Power	.290	144	611	80	177	257	28	2	16	63	22	35	7	12
Roland	.000	1	0	0	0	0	0	0	0	0	0	0	0	0
Rollins	.298	159	624	96	186	267	23	5	16	96	75	62	3	13
Sadowski	.500	19	4	1	2	2	0	0	0	0	0	1	0	0
Snyder	.100	12	10	1	1	1	0	0	0	1	0	1	0	0
Stange	.059	44	17	1	1	1	0	0	0	0	1	9	0	0
Stigman	.044	40	45	2	2	2	0	0	0	2	2	22	0	1
Sullivan	.000	21	4	1	0	0	0	0	0	0	1	0	0	1
Tuttle	.211	110	123	21	26	35	4	1	1	13	19	14	1	4
Versalles	.241	160	568	69	137	212	18	3	17	67	37	71	5	13
Zimmerman	.274	34	62	8	17	21	4	0	0	7	3	5	0	1
<b>TOTALS</b>	<b>.260</b>	<b>163</b>	<b>5561</b>	<b>798</b>	<b>1445</b>	<b>2293</b>	<b>215</b>	<b>39</b>	<b>185</b>	<b>758</b>	<b>649</b>	<b>825</b>	<b>33</b>	<b>129</b>

### PITCHING: (6TH IN A.L.)

PLAYER	W	L	ERA	G	GS	CG	SHO	SV	IP	H	R	ER	HR	BB	SO
Arrigo	0	0	18.00	1	0	0	0	0	1.0	3	3	2	0	1	1
Bonikowski	5	7	3.88	30	13	3	0	1	99.2	95	47	43	6	38	45
Collum	0	2	11.15	8	3	0	0	0	15.1	29	22	19	1	11	5
Donohue	0	1	6.97	6	1	0	0	1	10.1	12	8	8	2	6	3
Gomez	1	1	4.66	6	2	1	0	0	19.1	17	11	10	3	11	8
Kaat	18	14	3.14	39	35	16	5	0	269.0	243	106	94	23	75	173
Kralick	12	11	3.86	39	37	7	1	0	242.2	239	121	104	30	61	139
Lee	3	3	4.50	9	9	1	0	0	52.0	51	27	26	8	24	28
Manning	0	0	5.14	5	1	0	0	0	7.0	14	10	4	0	1	3
Maranda	1	3	4.46	32	4	0	0	0	72.2	69	43	36	11	35	36
Moore	8	3	4.73	49	0	0	0	6	64.2	55	35	34	8	30	58
Pascual	20	11	3.32	34	33	18	5	0	257.2	236	100	95	25	59	206
Pleis	2	5	4.40	21	4	0	0	0	45.0	46	27	22	7	14	31
Roland	0	0	0.00	1	0	0	0	0	2.0	1	0	0	0	0	1
Sadowski	1	1	5.03	19	0	0	0	0	33.0	37	19	19	6	11	15
Stange	4	3	4.45	44	6	1	0	3	95.0	98	57	47	14	39	70
Stigman	12	5	3.66	40	15	6	0	3	142.2	122	60	58	19	64	116
Sullivan	4	1	3.21	21	0	0	0	2	33.1	33	17	12	3	13	10
TOTALS	91	71	3.90	163	53	11	15	15	1462.1	1400	713	633	166	493	948

## 1963 TWINS STATISTICS

### BATTING: (1ST IN A.L.)

PLAYER	AVG	G	AB	R	H	TB	2B	3B	HR	RBI	BB	SO	SB	GDP
Allen	.240	139	421	52	101	150	20	1	9	43	38	52	0	6
Allison	.271	148	527	99	143	281	25	4	35	91	90	109	6	7
Arrigo	.000	5	4	0	0	0	0	0	0	0	0	1	0	0
Banks	.155	25	71	5	11	24	4	0	3	8	9	21	0	2
Batthey	.285	147	508	64	145	242	17	1	26	84	61	75	0	16
Becquer	.000	1	0	1	0	0	0	0	0	0	0	0	0	0
Dailey	.238	66	21	2	5	8	0	0	1	4	2	10	0	1
Dotter	.000	2	0	0	0	0	0	0	0	0	0	0	0	0
Fornieles	.167	11	6	1	1	3	0	1	0	1	0	3	0	0
Goryl	.287	64	150	29	43	81	5	3	9	24	15	29	0	4
Green	.239	145	280	41	67	91	10	1	4	27	31	21	11	1
Hall	.260	156	497	88	129	259	21	5	33	80	63	101	3	8
Kaat	.131	36	61	2	8	12	1	0	1	8	2	19	0	1
Killebrew	.258	142	515	88	133	286	18	0	45	96	72	105	0	16
Kralick	.167	6	6	1	1	3	0	1	0	0	2	3	0	0
Lasher	.000	11	1	0	0	0	0	0	0	0	0	1	0	0
Lemon	.118	7	17	0	2	2	0	0	0	1	1	5	0	0
Mincher	.258	82	225	41	58	117	8	0	17	42	30	51	0	0
Moore	.333	31	3	0	1	1	0	0	0	0	0	0	0	1
Oliva	.429	7	7	0	3	3	0	0	0	1	0	2	0	0
Pascual	.250	33	92	9	23	30	5	1	0	12	3	15	0	3
Perry	.208	40	51	5	11	13	2	0	0	4	6	12	0	1
Pleis	.125	36	16	2	2	2	0	0	0	1	3	11	0	0
Post	.191	21	47	6	9	17	0	1	2	6	2	17	0	1
Power	.270	138	541	65	146	208	28	2	10	52	22	24	3	15
Ratliff	.190	10	21	2	4	8	1	0	1	3	2	7	0	0
Roggenburk	.143	36	7	0	1	1	0	0	0	0	1	2	0	0
Roland	.000	10	15	1	0	0	0	0	0	0	0	6	0	0
Rollins	.307	136	531	75	163	236	23	1	16	61	36	59	2	13
Siebler	.133	7	15	1	2	2	0	0	0	2	1	5	0	0
Stange	.096	32	52	3	5	6	1	0	0	1	5	14	0	1
Stigman	.107	33	84	4	9	10	1	0	0	4	7	48	0	2
Sullivan	.000	10	0	0	0	0	0	0	0	0	0	0	0	0
Tuttle	.000	16	3	0	0	0	0	0	0	0	1	0	0	2
Versalles	.261	159	621	74	162	249	31	13	10	54	33	66	7	11
Ward	.067	9	15	0	1	2	1	0	0	2	1	5	0	0
Wertz	.136	35	44	3	6	15	0	0	3	7	6	5	0	1
Williams	.000	3	0	0	0	0	0	0	0	0	0	0	0	0
Zimmerman	.232	39	56	3	13	14	1	0	0	3	2	8	0	3
<b>TOTALS</b>	<b>.255</b>	<b>161</b>	<b>5531</b>	<b>767</b>	<b>1408</b>	<b>2376</b>	<b>223</b>	<b>35</b>	<b>225</b>	<b>722</b>	<b>547</b>	<b>912</b>	<b>32</b>	<b>116</b>

**DID YOU Know?**

...the last Twins pitcher to hit a home run was Jim Kaat, June 11, 1972 at Cleveland.



## 1963 TWINS STATISTICS

### PITCHING: (3RD IN A.L.)

PLAYER	W	L	ERA	G	GS	CG	SHO	SV	IP	H	R	ER	HR	BB	SO
Arrigo	1	2	2.81	5	1	0	0	0	15.2	12	5	5	2	4	13
Dailley	6	3	1.98	66	0	0	0	13	108.2	80	26	24	9	19	72
Dotter	0	0	0.00	2	0	0	0	0	2.0	0	0	0	0	0	2
Fornieles	1	1	4.76	11	0	0	0	0	22.2	24	14	12	0	13	7
Kaat	10	10	4.20	31	27	7	1	0	178.1	195	96	83	24	38	105
Kralick	1	4	3.81	5	5	1	1	0	25.2	28	16	11	2	8	13
Lasher	0	0	4.91	11	0	0	0	0	11.1	12	10	6	1	11	10
Moore	1	3	6.92	31	1	0	0	0	38.2	50	34	30	8	17	38
Pascual	21	9	2.46	31	31	18	3	0	248.1	205	76	68	21	81	202
Perry	9	9	3.74	35	25	5	1	0	168.1	167	77	70	17	57	65
Pleis	6	2	4.37	36	4	1	0	0	68.0	67	37	33	10	16	37
Roggenburk	2	4	2.16	36	2	0	0	4	50.0	47	26	12	3	22	24
Roland	4	1	2.57	10	7	2	1	0	49.0	32	17	14	4	27	34
Siebler	2	1	2.77	7	5	2	0	0	38.2	25	13	12	6	12	22
Stange	12	5	2.62	32	20	7	2	0	164.2	145	53	48	21	43	100
Stigman	15	15	3.25	33	33	15	3	0	241.0	210	90	87	32	81	193
Sullivan	0	1	5.73	10	0	0	0	1	11.0	15	7	7	1	4	2
Williams	0	0	11.25	3	0	0	0	0	4.1	8	5	5	1	6	2
<b>TOTALS</b>	<b>91</b>	<b>70</b>	<b>3.28</b>	<b>161</b>		<b>58</b>	<b>13</b>	<b>18</b>	<b>1446.1</b>	<b>1322</b>	<b>602</b>	<b>527</b>	<b>162</b>	<b>459</b>	<b>941</b>

## 1964 TWINS STATISTICS

### BATTING: (4TH IN A.L.)

PLAYER	AVG	G	AB	R	H	TB	2B	3B	HR	RBI	BB	SO	SB	GDP
Allen	.214	74	243	28	52	80	8	1	6	20	33	30	1	5
Allison	.287	149	492	90	141	272	27	4	32	86	92	99	10	7
Arrigo	.172	41	29	3	5	6	1	0	0	3	2	7	0	0
Banks	.000	1	1	0	0	0	0	0	0	0	0	1	0	0
Battley	.272	131	405	33	110	165	17	1	12	52	51	49	1	23
Bethea	.167	10	30	4	5	6	1	0	0	2	4	4	0	0
Bloomfield	.143	7	7	1	1	1	0	0	0	0	0	0	0	0
Boswell	.222	4	9	1	2	2	0	0	0	1	0	2	0	0
Dailley	.14	0	0	0	0	0	0	0	0	0	0	0	0	0
Dotter	.3	0	0	0	0	0	0	0	0	0	0	0	0	0
Fischer	.0	0	0	0	0	0	0	0	0	0	0	0	0	0
Fosnow	.7	0	0	0	0	0	0	0	0	0	0	0	0	0
Goryl	.140	58	114	9	16	20	0	2	0	1	10	25	1	3
Grant	.167	39	60	8	10	12	2	0	0	3	2	18	0	2
Green	.000	26	15	3	0	0	0	0	0	0	4	6	0	0
Hall	.282	149	510	61	144	245	20	3	25	75	44	112	5	10
Henry	.122	22	41	4	5	14	1	1	2	5	2	17	0	1
Kaat	.169	46	83	11	14	24	1	0	3	11	11	31	0	1
Killebrew	.270	158	577	95	156	316	11	1	49	111	93	135	0	15
Kindall	.148	62	128	8	19	24	2	0	1	6	7	44	0	2
Klippstein	.000	33	2	0	0	0	0	0	0	0	1	1	0	0
Kostro	.272	59	103	10	28	42	5	0	3	12	4	21	0	2
McCabe	.158	14	19	1	3	3	0	0	0	2	0	8	0	0
Mincher	.237	120	287	45	68	157	12	4	23	56	27	51	0	8
Nieson	.2	0	0	0	0	0	0	0	0	0	0	0	0	0
Nossek	.000	7	1	1	0	0	0	0	0	0	0	0	0	0
Oliva	.323	161	672	109	217	374	43	9	32	94	34	68	12	9
Pascual	.181	36	94	3	17	24	7	0	0	8	8	9	0	1
Perry	.154	41	13	0	2	2	0	0	0	1	0	4	0	1
Pleis	.250	47	4	2	1	1	0	0	0	0	1	2	0	0
Power	.222	19	45	6	10	12	2	0	0	1	1	3	0	0
Reese	.000	10	7	0	0	0	0	0	0	0	0	1	0	1
Roland	.148	30	27	2	4	4	0	0	0	0	0	11	0	0
Rollins	.270	148	596	87	161	242	25	10	12	68	53	80	2	12
Shifflett	.000	10	4	0	0	0	0	0	0	0	0	2	0	0
Siebler	.155	9	0	0	0	0	0	0	0	0	0	0	0	0
Snyder	.155	26	71	3	11	16	2	0	1	9	4	11	0	4
Stange	.040	14	25	1	1	1	0	0	0	2	5	14	0	1
Stigman	.101	32	69	2	7	9	2	0	0	0	2	34	0	1
Versalles	.259	160	659	94	171	284	33	10	20	64	42	88	14	5
Ward	.226	12	31	4	7	9	2	0	0	2	6	13	0	0
Whitby	.000	4	1	0	0	0	0	0	0	0	0	1	0	0
Worthington	.063	41	16	2	1	1	0	0	0	0	0	2	0	0
Zimmerman	.200	63	120	6	24	27	3	0	0	12	10	15	0	6
<b>TOTALS</b>	<b>.252</b>	<b>163</b>	<b>5610</b>	<b>737</b>	<b>1413</b>	<b>2395</b>	<b>227</b>	<b>46</b>	<b>221</b>	<b>707</b>	<b>553</b>	<b>1019</b>	<b>46</b>	<b>120</b>

### PITCHING: (5TH IN A.L.)

PLAYER	W	L	ERA	G	GS	CG	SHO	SV	IP	H	R	ER	HR	BB	SO
Arrigo	7	4	3.86	41	12	2	1	1	105.1	97	48	45	11	45	96
Boswell	2	0	4.30	4	4	0	0	0	23.1	21	11	11	4	12	25
Dailley	1	2	8.40	14	0	0	0	0	15.1	23	16	14	3	18	6
Dotter	0	0	2.25	3	0	0	0	0	4.1	3	2	1	1	3	6
Fischer	0	1	7.71	9	0	0	0	0	7.1	16	6	6	2	4	2
Fosnow	0	1	10.64	7	0	0	0	0	10.2	13	13	13	3	8	9
Grant	11	9	2.82	26	23	10	1	1	166.0	162	73	52	21	36	75
Kaat	17	11	3.22	36	34	13	0	0	243.0	231	100	87	23	60	171
Klippstein	0	4	1.96	33	0	0	0	2	46.1	44	12	10	4	20	39
Nieson	0	0	4.50	2	0	0	0	0	2.0	1	1	1	1	1	5
Pascual	15	12	3.30	36	36	14	1	0	267.1	245	121	98	30	98	213
Perry	6	3	3.46	42	1	0	0	1	65.1	61	26	25	7	23	55
Pleis	4	1	3.88	47	0	0	0	2	50.2	43	23	22	6	31	42
Roland	2	6	4.12	30	13	1	0	2	94.1	76	48	43	12	55	63
Shifflett	0	2	4.50	10	0	0	0	1	17.2	22	9	9	1	7	8
Siebler	0	0	4.91	9	0	0	0	0	11.0	10	6	6	1	6	10
Stange	3	6	4.73	14	11	2	0	0	79.2	78	45	42	13	19	54
Stigman	6	15	4.03	32	29	5	1	0	190.0	160	94	85	31	70	159
Whitby	0	0	9.00	4	0	0	0	0	6.1	8	6	6	3	1	2
Worthington	5	6	1.38	41	0	0	0	14	72.1	47	18	11	4	28	59
<b>TOTALS</b>	<b>79</b>	<b>83</b>	<b>3.57</b>	<b>163</b>		<b>47</b>	<b>4</b>	<b>24</b>	<b>1478.1</b>	<b>1361</b>	<b>678</b>	<b>587</b>	<b>181</b>	<b>545</b>	<b>1099</b>

YEAR TO YEAR  
2014  
ASL



## 1965 TWINS STATISTICS

### BATTING: (1ST IN A.L.)

PLAYER	AVG	G	AB	R	H	TB	2B	3B	HR	RBI	BB	SO	SB	GDP
Allen	.231	19	39	2	9	11	2	0	0	6	6	8	0	0
Allison	.233	135	438	71	102	195	14	5	23	78	73	114	10	5
Batley	.297	131	394	36	117	161	22	2	6	60	50	23	0	7
Boswell	.316	36	38	7	12	14	0	1	0	1	1	6	0	1
Cimino	.000	1	0	0	0	0	0	0	0	0	0	0	0	0
Fosnow	.000	29	5	0	0	0	0	0	0	0	0	4	0	0
Grant	.155	50	97	13	15	22	3	2	0	8	7	27	0	1
Hall	.285	148	522	81	149	242	25	4	20	86	51	79	14	6
Kaat	.247	56	93	6	23	30	4	0	1	9	3	29	2	1
Killebrew	.269	113	401	78	108	201	16	1	25	75	72	69	0	10
Kindall	.196	125	342	41	67	99	12	1	6	36	36	97	2	6
Klippstein	.000	56	8	0	0	0	0	0	0	0	1	3	0	1
Kosco	.236	23	55	3	13	20	4	0	1	6	1	15	0	0
Kostro	.105	20	31	2	5	7	2	0	0	1	4	5	0	1
Merritt	.136	16	22	1	3	3	0	0	0	3	2	14	0	0
Mincher	.251	128	346	43	87	176	17	3	22	65	49	73	1	3
Nelson	.111	28	9	0	1	1	0	0	0	0	0	5	0	0
Nossek	.218	87	170	19	37	52	9	0	2	16	7	22	2	5
Oliva	.321	149	576	107	185	283	40	5	16	98	55	64	19	8
Pascual	.200	27	60	7	12	19	1	0	2	8	2	8	0	2
Perry	.170	36	53	3	9	12	1	1	0	3	1	16	0	0
Pleis	.000	41	7	0	0	0	0	0	0	0	0	3	0	0
Quilici	.208	56	149	16	31	38	5	1	0	7	15	33	1	4
Reese	.286	14	7	0	2	3	1	0	0	0	2	2	0	0
Roggenburk	.000	12	3	1	0	0	0	0	0	0	1	1	0	0
Rollins	.249	140	469	59	117	156	22	1	5	32	37	54	4	13
Sevcik	.063	12	16	1	1	2	1	0	0	0	1	5	0	1
Siebler	.000	7	1	0	0	0	0	0	0	0	0	1	0	0
Stigman	.133	33	15	0	2	3	1	0	0	0	0	7	0	0
Tovar	.208	18	25	3	5	6	1	0	0	2	2	3	2	0
Uhlaender	.182	13	22	1	4	4	0	0	0	1	0	2	1	0
Valdespino	.261	108	245	38	64	79	8	2	1	22	20	28	7	5
Versalles	.273	160	666	126	182	308	45	12	19	77	41	122	27	7
Worthington	.111	62	10	1	1	1	0	0	0	0	2	4	0	0
Zimmerman	.214	83	154	8	33	39	1	1	1	11	12	23	0	6
TOTALS	.254	162	5488	774	1396	2187	257	42	150	711	554	969	92	93

### PITCHING: (3RD IN A.L.)

PLAYER	W	L	ERA	G	GS	CG	SHO	SV	IP	H	R	ER	HR	BB	SO
Boswell	6	5	3.40	27	12	1	0	0	106.0	77	43	40	20	46	85
Cimino	0	0	0.00	1	0	0	0	0	1.0	0	0	0	0	0	0
Fosnow	3	3	4.40	29	0	0	0	1	46.2	33	29	23	7	25	35
Grant	21	7	3.30	41	39	14	6	0	270.1	252	107	99	34	61	142
Kaat	18	11	2.83	45	42	7	2	2	264.1	267	121	83	25	63	154
Klippstein	9	3	2.25	56	0	0	0	3	76.1	59	22	19	8	31	59
Merritt	5	4	3.16	16	9	1	0	2	76.2	68	29	27	11	20	61
Nelson	0	4	4.09	28	3	0	0	3	54.2	57	29	25	7	23	31
Pascual	9	3	3.35	27	27	5	1	0	156.0	126	67	58	12	63	96
Perry	12	7	2.63	36	19	4	2	0	167.2	142	57	49	18	47	88
Pleis	4	4	3.00	41	2	0	0	2	51.1	49	20	17	3	27	33
Roggenburk	1	0	3.43	12	0	0	0	0	21.0	21	10	8	1	12	6
Siebler	0	0	4.20	7	1	0	0	0	15.0	11	7	7	2	11	15
Stigman	4	2	4.37	33	8	0	0	4	70.0	59	34	34	14	33	70
Worthington	10	7	2.14	62	0	0	0	14	80.1	57	25	19	4	41	59
TOTALS	102	60	3.14	162	32	12	31	1457.1	1278	600	508	166	503	934	

## 1966 TWINS STATISTICS

### BATTING: (3RD IN A.L.)

PLAYER	AVG	G	AB	R	H	TB	2B	3B	HR	RBI	BB	SO	SB	GDP
Allen	.238	101	319	34	76	111	18	1	5	30	26	40	2	10
Allison	.220	70	168	34	37	69	6	1	8	19	30	34	6	2
Batley	.255	115	364	30	93	119	12	1	4	34	43	30	4	15
Boswell	.143	32	63	4	9	10	1	0	0	3	0	18	0	2
Cimino	.000	35	6	0	0	0	0	0	0	0	1	4	0	0
Clark	1.000	5	1	1	1	1	0	0	0	1	0	0	0	0
Grant	.192	35	78	5	15	20	5	0	0	10	3	23	0	3
Hall	.239	120	356	52	85	160	7	4	20	47	33	66	1	14
Kaat	.195	47	118	12	23	33	2	1	2	13	5	41	0	1
Keller	.000	3	1	0	0	0	0	0	0	0	0	0	0	0
Killebrew	.281	162	569	89	160	306	27	1	39	110	103	98	0	12
Klippstein	.000	26	3	0	0	0	0	0	0	0	0	3	0	0
Kosco	.222	57	158	11	35	46	5	0	2	13	7	31	0	4
Merritt	.103	31	39	2	4	5	1	0	0	1	4	16	0	1
Mincher	.251	139	431	53	108	180	30	0	14	62	58	68	3	13
Mitterwald	.200	3	5	1	1	1	0	0	0	0	0	0	0	0
Nixon	.260	51	96	5	25	29	2	1	0	7	7	13	0	2
Nossek	.000	4	0	0	0	0	0	0	0	0	0	0	0	0
Oliva	.307	159	622	99	191	312	32	7	25	87	42	72	13	16
Ollum	.000	3	2	0	0	0	0	0	0	0	0	1	0	0
Pascual	.216	21	37	3	8	9	1	0	0	1	0	5	0	3
Perry	.220	33	59	5	13	20	4	0	1	7	5	18	0	0
Pleis	.000	8	0	0	0	0	0	0	0	0	0	0	0	0
Reese	.000	3	2	0	0	0	0	0	0	0	1	2	0	0
Roggenburk	.12	0	0	0	0	0	0	0	0	0	0	0	0	0
Roland	.000	1	0	0	0	0	0	0	0	0	0	0	0	0
Rollins	.245	90	269	30	66	105	7	1	10	40	13	34	0	9
Siebler	.000	23	11	0	0	0	0	0	0	0	2	6	0	0
Tovar	.260	134	465	57	121	156	19	5	2	41	44	50	16	7
Uhlaender	.226	105	367	39	83	105	12	2	2	22	27	33	10	4
Valdespino	.176	52	108	11	19	28	1	1	2	9	4	24	2	5
Versalles	.249	137	543	73	135	188	20	6	7	36	40	85	10	11
Worthington	.273	65	11	2	3	6	3	0	0	3	0	6	0	0
Zimmerman	.252	60	119	11	30	39	4	1	1	15	15	23	0	4
TOTALS	.249	162	5390	663	1341	2058	219	33	144	611	513	844	67	138



## 1966 TWINS STATISTICS

### PITCHING: (2ND IN A.L.)

PLAYER	W	L	ERA	G	GS	CG	SHO	SV	IP	H	R	ER	HR	BB	SO
Boswell	12	5	3.14	28	21	8	1	0	169.1	120	66	59	19	65	173
Cimino	2	5	2.91	35	0	0	0	3	64.2	53	27	21	4	30	57
Grant	13	13	3.25	35	35	10	3	0	249.0	248	104	90	23	49	110
Kaat	25	13	2.74	41	41	19	3	0	304.2	271	114	93	29	55	205
Keller	0	0	5.40	2	0	0	0	0	5.1	7	4	3	1	1	1
Klippstein	1	1	3.38	26	0	0	0	3	40.0	35	15	15	2	20	26
Merritt	7	14	3.38	31	18	5	1	3	144.0	112	57	54	17	33	124
Ollum	0	0	3.60	3	1	0	0	0	10.0	6	4	4	1	1	11
Pascual	8	6	4.89	21	19	2	0	0	103.0	113	63	56	9	30	56
Perry	11	7	2.54	33	25	8	1	0	184.0	149	61	52	17	53	122
Pleis	1	2	2.00	8	0	0	0	0	9.1	5	6	2	1	4	9
Roggenburk	1	2	6.00	12	0	0	0	1	12.1	14	8	8	4	10	3
Roland	0	0	0.00	1	0	0	0	0	2.0	0	0	0	0	0	1
Siebler	2	2	3.42	23	2	0	0	1	49.2	47	26	19	6	14	24
Worthington	6	3	2.47	65	0	0	0	11	91.1	66	26	25	6	27	93
TOTALS	89	73	3.13	162	52	11	22	1438.2	1246	581	501	139	392	1015	

## 1967 TWINS STATISTICS

### BATTING: (4TH IN A.L.)

PLAYER	AVG	G	AB	R	H	TB	2B	3B	HR	RBI	BB	SO	SB	GDP
Allison	.258	153	496	73	128	233	21	6	24	75	74	114	6	5
Batley	.165	48	109	6	18	23	3	1	0	8	13	24	0	4
Bond	.313	10	16	4	5	9	1	0	1	5	3	1	0	0
Boswell	.219	44	73	12	16	23	2	1	1	3	1	26	0	2
Carew	.292	137	514	66	150	210	22	7	8	51	37	91	5	12
Chance	.033	41	92	2	3	3	0	0	0	0	7	58	0	1
Clark	.167	20	60	7	10	21	3	1	2	11	4	9	0	3
Grant	.179	27	28	6	5	5	0	0	0	2	1	2	0	1
Hardy	.375	11	8	1	3	6	0	0	1	2	1	1	0	0
Hernandez	.143	29	28	1	4	4	0	0	0	3	0	6	0	0
Izquierdo	.269	16	26	4	7	9	2	0	0	2	1	2	0	0
Kaat	.172	45	99	7	17	25	3	1	1	4	7	26	0	2
Kelly	.000	8	1	1	0	0	0	0	0	0	0	1	0	0
Killebrew	.269	163	547	105	147	305	24	1	44	113	131	111	1	16
Kline	.000	54	5	0	0	0	0	0	0	0	0	3	0	0
Kosco	.143	9	28	4	4	5	1	0	0	4	2	4	0	1
Kostro	.323	32	31	4	10	10	0	0	0	2	3	2	0	2
Merritt	.135	37	74	4	10	13	3	0	0	2	7	33	0	2
Nelson	.1	0	0	0	0	0	0	0	0	0	0	0	0	0
Nettles	.333	3	3	0	1	2	1	0	0	0	0	0	0	0
Nixon	.235	74	170	16	40	51	6	1	1	22	18	29	0	4
Oliva	.289	146	557	76	161	258	34	6	17	83	44	61	11	9
Ollum	.200	21	5	0	1	1	0	0	0	0	0	1	0	0
Perry	.190	39	42	2	8	12	1	0	1	7	0	6	0	2
Quilici	.105	23	19	2	2	3	1	0	0	0	3	4	0	1
Reese	.248	95	101	13	25	42	5	0	4	20	8	17	0	1
Roland	.000	25	3	0	0	0	0	0	0	0	0	1	0	0
Rollins	.245	109	339	31	83	116	11	2	6	39	27	58	1	10
Siebler	.2	0	0	0	0	0	0	0	0	0	0	0	0	0
Tovar	.267	164	649	98	173	237	32	7	6	47	46	51	19	8
Uhlender	.258	133	415	41	107	158	19	7	6	49	13	45	4	4
Valdespino	.165	99	97	9	16	21	2	0	1	3	5	22	3	1
Versalles	.200	160	581	63	116	164	16	7	6	50	33	113	5	15
Worthington	.000	59	8	0	0	0	0	0	0	0	1	5	0	0
Zimmerman	.167	104	234	13	39	45	3	0	1	12	22	49	0	8
<b>TOTALS</b>	<b>.240</b>	<b>164</b>	<b>5458</b>	<b>671</b>	<b>1309</b>	<b>2014</b>	<b>216</b>	<b>48</b>	<b>131</b>	<b>619</b>	<b>512</b>	<b>976</b>	<b>55</b>	<b>114</b>

### PITCHING: (2ND IN A.L.)

PLAYER	W	L	ERA	G	GS	CG	SHO	SV	IP	H	R	ER	HR	BB	SO
Boswell	14	12	3.27	37	32	11	3	0	222.2	162	84	81	14	107	204
Chance	20	14	2.73	41	39	18	5	1	283.2	244	109	86	17	68	220
Grant	5	6	4.74	27	14	2	0	0	95.1	121	56	50	10	17	50
Kaat	16	13	3.05	42	38	13	2	0	263.1	269	110	89	21	42	211
Kline	7	1	3.75	54	0	0	0	5	71.2	71	33	30	10	15	36
Merritt	13	7	2.53	37	28	11	4	0	227.2	196	72	64	21	30	161
Nelson	0	0	54.00	1	0	0	0	0	0.1	3	2	2	1	0	0
Ollom	0	1	5.40	21	2	0	0	0	35.0	33	24	21	4	11	17
Perry	8	7	3.02	37	11	3	2	0	130.2	123	51	44	8	50	94
Roland	0	1	3.00	25	0	0	0	2	35.2	33	12	12	3	17	16
Siebler	0	0	3.00	2	0	0	0	0	3.0	4	1	1	0	1	0
Worthington	8	9	2.84	59	0	0	0	16	92.0	77	36	29	6	38	80
TOTALS	91	71	3.14	164	58	18	24	1461.0	1336	590	509	115	396	1089	

## 1968 TWINS STATISTICS

### BATTING: (2ND IN A.L.)

PLAYER	AVG	G	AB	R	H	TB	2B	3B	HR	RBI	BB	SO	SB	GDP
Allison	.247	145	469	63	116	214	16	8	22	52	52	98	9	16
Boswell	.233	37	60	9	14	22	3	1	1	4	2	24	0	1
Carew	.273	127	461	46	126	160	27	2	1	42	26	71	12	11
Chance	.054	43	93	0	5	5	0	0	0	3	3	63	0	0
Clark	.185	104	227	14	42	52	5	1	1	13	16	44	3	2
Hall	.000	11	9	2	0	0	0	0	0	0	0	0	0	0
Hernandez	.176	83	199	13	35	44	3	0	2	17	9	52	5	3
Holt	.208	70	106	9	22	26	2	1	0	8	4	20	0	3
Kaat	.156	36	77	7	12	15	3	0	0	5	2	18	0	2
Keller	.000	8	1	0	0	0	0	0	0	0	0	1	0	0
Kelly	.114	12	35	2	4	9	2	0	1	2	3	10	0	1
Killebrew	.210	100	295	40	62	124	7	2	17	40	70	70	0	13
Kostro	.241	63	108	9	26	32	4	1	0	9	6	20	0	2
Look	.246	59	118	7	29	33	4	0	0	9	20	24	0	5
Merritt	.141	38	71	1	10	12	2	0	0	1	5	22	0	2
Miller	.143	45	7	0	1	1	0	0	0	1	0	3	0	0
Mitterwald	.206	11	34	1	7	8	1	0	0	1	3	8	0	1



## 1968 TWINS STATISTICS

### BATTING: (2ND IN A.L.)

PLAYER	AVG	G	AB	R	H	TB	2B	3B	HR	RBI	BB	SO	SB	GDP
Morris	.000	3	3	1	0	0	0	0	0	0	0	1	0	0
Nettles	.224	22	76	13	17	36	2	1	5	8	7	20	0	2
Oliva	.289	128	470	54	136	224	24	5	18	68	45	61	10	10
Perranoski	.000	66	7	0	0	0	0	0	0	0	0	3	0	0
Perry	.143	32	42	4	6	13	1	0	2	5	2	12	0	1
Quilici	.245	97	229	22	56	78	11	4	1	22	21	45	0	5
Reese	.259	126	332	40	86	117	15	2	4	28	18	36	3	6
Renick	.216	42	97	16	21	39	5	2	3	13	9	42	0	2
Roland	.000	29	8	0	0	0	0	0	0	1	1	4	0	0
Rollins	.241	93	203	14	49	72	5	0	6	30	10	34	3	6
Roseboro	.216	135	380	31	82	118	12	0	8	39	46	57	2	7
Stephen	.000	2	3	0	0	0	0	0	0	0	0	1	0	0
Tovar	.272	157	613	89	167	228	31	6	6	47	34	41	35	2
Uhlender	.283	140	488	52	138	190	21	5	7	52	28	46	16	3
Worthington	.000	54	7	0	0	0	0	0	0	0	0	5	0	0
Zimmerman	.111	24	45	3	5	6	1	0	0	2	3	10	0	0
<b>TOTALS</b>	<b>.237</b>	<b>162</b>	<b>5373</b>	<b>562</b>	<b>1274</b>	<b>1878</b>	<b>207</b>	<b>41</b>	<b>105</b>	<b>522</b>	<b>445</b>	<b>966</b>	<b>98</b>	<b>106</b>

### PITCHING: (6TH IN A.L.)

PLAYER	W	L	ERA	G	GS	CG	SHO	SV	IP	H	R	ER	HR	BB	SO
Boswell	10	13	3.32	34	28	7	2	0	190.0	148	79	70	19	87	143
Chance	16	16	2.53	43	39	15	6	0	292.0	224	96	82	15	63	234
Hall	2	1	2.40	8	4	0	0	0	29.2	27	15	8	1	12	18
Kaat	14	12	2.94	30	29	9	2	0	208.0	192	78	68	16	40	130
Keller	0	1	2.81	7	1	0	0	0	16.0	18	6	5	2	4	11
Merritt	12	16	3.25	38	34	11	1	1	238.1	207	102	86	21	52	181
Miller	0	3	2.75	45	0	0	2	2	72.1	65	26	22	1	24	41
Morris	0	1	1.64	3	2	0	0	0	10.2	11	5	2	0	4	6
Perranoski	8	7	3.10	66	0	0	0	5	87.0	86	36	30	5	38	65
Perry	8	6	2.27	32	18	3	2	1	139.0	113	37	35	8	26	69
Roland	4	1	3.48	28	4	1	0	0	61.2	55	33	24	3	24	36
Stephen	1	1	4.91	2	2	0	0	0	11.1	11	7	6	0	7	4
Tovar	0	0	0.00	1	1	0	0	0	1.0	0	0	0	0	1	1
Worthington	4	5	2.72	54	0	0	0	17	76.1	67	26	23	0	32	57
<b>TOTALS</b>	<b>79</b>	<b>83</b>	<b>2.89</b>	<b>162</b>		<b>46</b>	<b>14</b>	<b>26</b>	<b>1433.1</b>	<b>1224</b>	<b>546</b>	<b>461</b>	<b>92</b>	<b>414</b>	<b>996</b>

## 1969 TWINS STATISTICS

### BATTING: (1ST IN A.L.)

PLAYER	AVG	G	AB	R	H	TB	2B	3B	HR	RBI	BB	SO	SB	GDP
Allison	.228	81	189	18	43	79	8	2	8	27	29	39	2	8
Boswell	.170	40	94	7	16	26	2	1	2	9	2	29	0	3
Brandon	.000	3	1	0	0	0	0	0	0	0	1	0	0	0
Cardenas	.280	160	578	67	162	224	24	4	10	70	66	96	5	19
Carew	.332	123	458	79	152	214	30	4	8	56	37	72	19	7
Chance	.042	20	24	1	1	1	0	0	0	1	2	19	0	0
Clark	.125	5	8	0	1	1	0	0	0	0	0	0	0	1
Crider	.444	21	9	3	4	6	2	0	0	0	0	2	0	0
Dempsey	.500	5	6	1	3	4	1	0	0	0	1	0	0	0
Grzenda	.000	38	5	1	0	0	0	0	0	0	2	3	0	0
Hall	.186	32	43	5	8	9	1	0	0	0	4	14	0	0
Hill	.000	16	2	4	0	0	0	0	0	0	0	1	1	0
Holt	.357	12	14	3	5	8	0	0	1	2	0	4	0	0
Kaat	.207	43	87	8	18	32	8	0	2	10	4	20	0	0
Killebrew	.276	162	555	106	153	324	20	2	49	140	145	84	8	16
Kostro	.000	2	2	0	0	0	0	0	0	0	0	1	0	0
Manuel	.207	83	164	14	34	46	6	0	2	24	28	33	1	3
Miller	.000	48	31	0	0	0	0	0	0	0	1	17	0	1
Mitterwald	.257	69	187	18	48	71	8	0	5	13	17	47	0	6
Morris	.000	3	0	0	0	0	0	0	0	0	0	0	0	0
Nash	.222	6	9	0	2	2	0	0	0	0	1	2	0	0
Nettles	.222	96	225	27	50	84	9	2	7	26	32	47	1	6
Oliva	.309	153	637	97	197	316	39	4	24	101	45	66	10	10
Perranoski	.083	75	24	1	2	2	0	0	0	1	2	14	0	1
Perry	.172	47	93	8	16	21	3	1	0	7	3	24	0	5
Quilici	.174	118	144	19	25	36	3	1	2	12	12	22	2	2
Reese	.322	132	419	52	135	215	24	4	16	69	23	57	1	6
Renick	.245	71	139	21	34	52	3	0	5	17	12	32	0	4
Roseboro	.263	115	361	33	95	116	12	0	3	32	39	44	5	6
Tischinski	.191	37	47	2	9	9	0	0	0	2	8	8	0	0
Tovar	.288	158	535	99	154	222	25	5	11	52	37	37	45	7
Uhlender	.273	152	554	93	151	197	18	2	8	62	44	52	15	3
Walters	.000	6	0	0	0	0	0	0	0	0	0	0	0	0
Woodson	.074	44	27	3	2	2	0	0	0	0	2	16	0	0
Worthington	.000	46	5	0	0	0	0	0	0	0	0	4	0	0
Zepp	.000	4	1	0	0	0	0	0	0	0	0	0	0	0
<b>TOTALS</b>	<b>.268</b>	<b>162</b>	<b>5677</b>	<b>790</b>	<b>1520</b>	<b>2319</b>	<b>246</b>	<b>32</b>	<b>163</b>	<b>733</b>	<b>599</b>	<b>906</b>	<b>115</b>	<b>114</b>

### PITCHING: (3RD IN A.L.)

PLAYER	W	L	ERA	G	GS	CG	SHO	SV	IP	H	R	ER	HR	BB	SO
Boswell	20	12	3.23	39	38	10	0	0	256.1	215	105	92	18	99	190
Brandon	0	0	3.00	3	0	0	0	0	3.1	5	3	1	1	3	1
Chance	5	4	2.97	20	15	1	0	0	88.1	76	39	29	6	35	50
Crider	1	0	4.66	21	1	0	0	1	28.2	31	15	15	3	15	16
Grzenda	4	1	3.86	38	0	0	0	3	48.2	52	23	21	4	17	24
Hall	8	7	3.32	31	18	5	2	0	140.2	129	63	52	12	50	92
Kaat	14	13	3.50	40	32	10	0	1	242.1	252	114	94	23	75	139
Miller	5	5	3.03	48	11	1	0	3	119.1	118	42	40	9	32	57
Morris	0	1	5.40	3	1	0	0	0	5.1	5	4	3	1	4	1
Perranoski	9	10	2.10	75	0	0	0	31	119.2	85	32	28	4	52	62
Perry	20	6	2.82	46	36	12	3	0	261.2	244	87	82	18	66	153
Walters	0	0	5.14	6	0	0	0	0	6.2	6	4	4	1	3	2
Woodson	7	5	3.68	44	10	2	0	1	110.1	99	49	45	11	49	66
Worthington	4	1	4.57	46	0	0	0	3	61.0	65	31	31	7	20	51
Zepp	0	0	7.20	4	0	0	0	0	5.1	6	7	4	1	4	2
<b>TOTALS</b>	<b>97</b>	<b>65</b>	<b>3.24</b>	<b>162</b>		<b>41</b>	<b>8</b>	<b>43</b>	<b>1497.2</b>	<b>1388</b>	<b>618</b>	<b>539</b>	<b>119</b>	<b>524</b>	<b>906</b>



## 1970 TWINS STATISTICS

### BATTING: (1ST IN A.L.)

PLAYER	AVG	G	AB	R	H	TB	2B	3B	HR	RBI	BB	SO	SB	GDP
Allison	.208	47	72	15	15	23	5	0	1	7	14	20	1	2
Alyea	.291	94	258	34	75	137	12	1	16	61	28	51	3	12
Barber	.000	19	2	0	0	0	0	0	0	0	0	0	0	0
Bylleven	.140	27	50	2	7	7	0	0	0	1	1	25	0	0
Boswell	.160	20	25	0	4	5	1	0	0	0	0	11	0	0
Brye	.182	9	11	1	2	3	1	0	0	2	2	4	0	0
Cardenas	.247	160	588	67	145	220	34	4	11	65	42	101	2	11
Carew	.366	51	191	27	70	100	12	3	4	28	11	28	4	1
Dempsey	.000	5	7	1	0	0	0	0	0	0	1	1	0	1
Hall	.182	53	44	4	8	8	0	0	0	1	0	9	0	1
Hamm	.000	10	1	0	0	0	0	0	0	0	0	0	0	0
Haydel	.667	4	3	2	2	6	1	0	1	1	0	1	0	0
Hill	.091	27	22	8	2	2	0	0	0	0	0	6	0	0
Holt	.266	142	319	37	85	109	9	3	3	40	17	32	3	9
Kaat	.197	56	76	17	15	19	1	0	1	8	6	20	0	2
Killebrew	.271	157	527	96	143	288	20	1	41	113	128	84	0	28
Manuel	.188	59	64	4	12	15	0	0	1	7	6	17	0	1
Mendoza	.188	16	16	2	3	3	0	0	0	2	0	1	0	0
Mitterwald	.222	117	369	36	82	143	12	2	15	46	34	84	3	11
Nash	.250	4	4	1	1	1	0	0	0	2	1	1	0	0
Nettles	.250	13	20	3	5	5	0	0	0	1	5	0	0	0
Oliva	.325	157	628	96	204	323	36	7	23	107	38	67	5	16
Perranoski	.042	67	24	0	1	1	0	0	0	0	0	15	0	0
Perry	.247	41	97	9	24	31	4	0	1	6	1	14	0	1
Quilici	.227	111	141	19	32	41	3	0	2	12	15	16	0	6
Ratliff	.268	69	149	19	40	66	7	2	5	22	15	51	0	1
Reese	.261	153	501	63	131	186	15	5	10	56	48	70	5	7
Renick	.229	81	179	20	41	70	8	0	7	25	22	29	0	6
Thompson	.219	96	302	25	66	75	9	0	0	22	7	39	0	6
Tiant	.406	18	32	7	13	17	4	0	0	4	1	6	1	0
Tischinski	.196	24	46	6	9	12	0	0	1	2	9	6	0	1
Tovar	.300	161	650	120	195	287	36	13	10	54	52	47	30	9
Williams	.000	68	19	0	0	0	0	0	0	0	0	13	0	0
Woodson	.000	21	2	0	0	0	0	0	0	0	0	0	0	0
Zepp	.136	43	44	3	6	6	0	0	0	0	1	31	0	0
TOTALS	.262	162	5483	744	1438	2209	230	41	153	694	501	905	57	132

### PITCHING: (2ND IN A.L.)

PLAYER	W	L	ERA	G	GS	CG	SHO	SV	IP	H	R	ER	HR	BB	SO
Barber	0	0	4.67	18	0	0	0	2	27.1	26	14	14	1	18	14
Bylleven	10	9	3.18	27	25	5	1	0	164.0	143	66	58	17	47	135
Boswell	3	7	6.39	18	15	0	0	0	68.2	80	55	49	12	44	45
Hall	11	6	2.55	52	11	1	0	4	155.1	94	46	44	11	66	184
Hamm	0	2	5.63	10	0	0	0	0	16.1	17	10	10	3	7	3
Haydel	2	0	3.00	4	0	0	0	0	9.0	7	3	3	2	4	4
Kaat	14	10	3.56	45	34	4	1	0	230.1	244	110	91	26	58	120
Perranoski	7	8	2.43	67	0	0	0	34	111.0	108	38	30	7	42	55
Perry	24	12	3.03	40	40	13	4	0	278.2	258	112	94	20	57	168
Tiant	7	3	3.39	18	17	2	1	0	92.2	84	36	35	12	41	50
Williams	10	1	1.99	68	0	0	0	15	113.1	85	34	25	8	32	76
Woodson	1	2	3.77	21	0	0	0	1	30.2	29	18	13	2	19	22
Zepp	9	4	3.22	43	20	1	1	2	151.0	154	63	54	9	51	64
TOTALS	98	64	3.23	162	26	12	58	58	1448.1	1329	605	520	130	486	940

## 1971 TWINS STATISTICS

### BATTING: (2ND IN A.L.)

PLAYER	AVG	G	AB	R	H	TB	2B	3B	HR	RBI	BB	SO	SB	GDP
Alyea	.177	79	158	13	28	38	4	0	2	15	24	38	1	7
Barber	.000	6	5	0	0	0	0	0	0	0	0	2	0	0
Bylleven	.132	38	91	3	12	13	1	0	0	2	1	37	0	0
Braun	.254	128	343	51	87	118	12	2	5	35	48	50	8	8
Brye	.224	28	107	10	24	34	1	0	3	11	7	15	3	4
Campisi	.000	6	0	0	0	0	0	0	0	0	0	0	0	0
Cardenas	.264	153	554	59	146	233	25	4	18	75	51	69	3	16
Carew	.307	147	577	88	177	219	16	10	2	48	45	81	6	23
Corbin	.206	52	34	3	7	7	0	0	0	2	2	17	0	0
Dempsey	.308	6	13	2	4	5	1	0	0	0	1	1	0	1
Gebhard	.000	17	0	0	0	0	0	0	0	0	0	0	0	0
Hall	.265	49	34	5	9	10	1	0	0	1	1	5	0	1
Hamm	.273	13	11	1	3	4	1	0	0	0	0	5	0	0
Haydel	.333	31	3	0	1	1	0	0	0	0	0	1	0	0
Holt	.259	126	340	35	88	108	11	3	1	29	16	28	5	11
Kaat	.161	54	93	6	15	18	3	0	0	5	2	16	2	0
Killebrew	.254	147	500	61	127	232	19	1	28	119	114	96	3	21
Luebber	.053	19	19	0	1	1	0	0	0	0	0	7	0	0
Manuel	.125	18	16	1	2	3	1	0	0	1	1	8	0	0
Mitterwald	.250	125	388	38	97	151	13	1	13	44	39	104	3	9
Nettles	.250	70	168	17	42	67	5	1	6	24	19	24	3	2
Oliva	.337	126	487	73	164	266	30	3	22	81	25	44	4	21
Perranoski	.000	36	3	0	0	0	0	0	0	0	0	1	0	0
Perry	.185	40	92	10	17	17	0	0	0	5	7	18	0	4
Powell	.161	20	31	7	5	8	0	0	1	2	3	12	0	1
Ratliff	.159	21	44	3	7	14	1	0	2	6	4	17	0	0
Reese	.219	120	329	40	72	116	8	3	10	39	20	35	7	9
Renick	.222	27	45	4	10	15	2	0	1	8	5	14	0	1
Roof	.241	31	87	6	21	25	4	0	0	6	8	18	0	6
Soderholm	.156	21	64	9	10	17	4	0	1	4	10	17	0	1
Strickland	.000	24	1	0	0	0	0	0	0	0	1	0	0	0
Thomas	.267	23	30	4	8	9	1	0	0	2	4	3	0	0
Thompson	.263	48	57	10	15	17	2	0	0	7	7	12	0	5
Tischinski	.130	21	23	0	3	5	2	0	0	2	1	4	0	2
Tovar	.311	157	657	94	204	242	29	3	1	45	45	39	18	5
Williams	.000	46	10	1	0	0	0	0	0	0	1	8	0	0
TOTALS	.260	160	5414	654	1406	2013	197	31	116	618	512	846	66	158

YEAR TO YEAR  
1970  
1971



## 1971 TWINS STATISTICS

### PITCHING: (11TH IN A.L.)

PLAYER	W	L	ERA	G	GS	CG	SHO	SV	IP	H	R	ER	HR	BB	SO
Barber	1	0	6.00	4	2	0	0	0	11.2	8	9	8	2	13	4
Blyleven	16	15	2.82	38	38	17	5	0	278.1	267	95	87	21	59	224
Campisi	0	0	4.50	6	0	0	0	0	4.1	5	2	2	1	4	2
Corbin	8	11	4.11	52	11	2	0	3	140.1	141	74	64	19	70	83
Gebhard	1	2	3.00	17	0	0	0	0	18.0	17	6	6	0	11	13
Hall	4	7	3.32	48	11	0	0	9	129.2	104	54	48	13	58	137
Hamm	2	4	6.75	13	8	1	0	0	44.0	55	33	33	7	18	16
Haydel	4	2	4.28	31	0	0	0	1	40.0	33	19	19	3	20	29
Kaat	13	14	3.32	39	38	15	4	0	260.1	275	104	96	16	47	137
Luebber	2	5	5.03	18	12	0	0	1	68.0	73	42	38	7	37	35
Perranoski	1	4	6.70	36	0	0	0	5	42.2	60	39	32	2	28	21
Perry	17	17	4.23	40	39	8	0	1	270.0	263	135	127	39	102	126
Strickland	1	0	1.45	24	0	0	0	1	31.1	20	14	5	2	18	21
Williams	4	5	4.15	46	1	0	0	4	78.0	63	44	36	7	44	47
<b>TOTALS</b>	<b>74</b>	<b>86</b>	<b>3.81</b>	<b>160</b>		<b>43</b>	<b>9</b>	<b>25</b>	<b>1416.2</b>	<b>1384</b>	<b>670</b>	<b>600</b>	<b>139</b>	<b>529</b>	<b>895</b>

## 1972 TWINS STATISTICS

### BATTING: (4TH IN A.L.)

PLAYER	AVG	G	AB	R	H	TB	2B	3B	HR	RBI	BB	SO	SB	GDP
Adams	.333	3	6	0	2	2	0	0	0	0	0	1	0	0
Blyleven	.160	39	94	9	15	17	2	0	0	6	2	36	0	1
Borgmann	.234	56	175	11	41	54	4	0	3	14	25	25	0	4
Braun	.289	121	402	40	116	143	21	0	2	50	45	38	4	14
Bye	.241	100	253	18	61	76	9	3	0	12	17	38	3	5
Carew	.318	142	535	61	170	203	21	6	0	51	43	60	12	11
Corbin	.082	34	49	1	4	5	1	0	0	2	2	19	0	1
Darwin	.267	145	513	48	137	227	20	2	22	80	38	145	2	24
Dempsey	.200	25	40	0	8	9	1	0	0	0	6	8	0	2
Gebhard	.13	0	0	0	0	0	0	0	0	0	1	0	0	0
Goltz	.103	15	29	0	3	3	0	0	0	1	2	17	0	1
Granger	.200	63	10	0	2	3	1	0	0	0	0	5	0	0
Guth	.000	3	3	1	0	0	0	0	0	0	0	0	0	0
Holt	.444	10	27	6	12	16	1	0	1	6	0	1	0	1
Kaat	.289	24	45	3	13	22	3	0	2	4	1	16	0	0
Killebrew	.231	139	433	53	100	195	13	2	26	74	94	91	0	16
LaRoche	.091	62	11	2	1	1	0	0	0	0	3	6	0	0
Luebber	.2	0	0	0	0	0	0	0	0	0	0	0	0	0
Manuel	.205	63	122	6	25	33	5	0	1	8	4	16	0	1
Mitterwald	.184	64	163	12	30	39	4	1	1	8	9	37	0	5
Monzon	.273	55	55	13	15	16	1	0	0	5	8	12	1	1
Nettles	.204	102	235	28	48	69	5	2	4	15	32	52	4	5
Oliva	.321	10	28	1	9	10	1	0	0	1	2	5	0	1
Perry	.155	35	71	3	11	12	1	0	0	1	3	14	0	0
Reese	.218	132	197	23	43	65	3	2	5	26	25	27	0	4
Renick	.172	55	93	10	16	30	2	0	4	8	15	25	0	5
Roof	.205	61	146	16	30	52	11	1	3	12	6	27	0	1
Soderholm	.188	93	287	28	54	103	10	0	13	39	19	48	3	6
Strickland	.333	25	3	0	1	1	0	0	0	2	1	2	0	0
Thompson	.276	144	573	54	158	204	22	6	4	48	34	57	3	14
Tovar	.265	141	548	86	145	183	20	6	2	31	39	39	21	6
Woodson	.080	36	88	4	7	7	0	0	0	2	2	38	0	0
<b>TOTALS</b>	<b>.244</b>	<b>154</b>	<b>5234</b>	<b>537</b>	<b>1277</b>	<b>1800</b>	<b>182</b>	<b>31</b>	<b>93</b>	<b>506</b>	<b>478</b>	<b>905</b>	<b>53</b>	<b>129</b>

### PITCHING: (3RD IN A.L.)

PLAYER	W	L	ERA	G	GS	CG	SHO	SV	IP	H	R	ER	HR	BB	SO
Blyleven	17	17	2.73	39	38	11	3	0	287.1	247	93	87	22	69	228
Corbin	8	9	2.61	31	19	5	3	0	161.2	135	56	47	12	53	83
Gebhard	0	1	8.57	13	0	0	0	1	21.0	36	29	20	3	13	13
Goltz	3	3	2.67	15	11	2	0	1	91.0	75	30	27	5	26	38
Granger	4	6	3.00	63	0	0	0	19	89.2	83	42	30	7	28	45
Kaat	10	2	2.07	15	15	5	0	0	113.1	94	36	26	6	20	64
LaRoche	5	7	2.84	62	0	0	0	10	95.1	72	33	30	9	39	79
Luebber	0	0	0.00	2	0	0	0	0	2.1	3	0	0	0	2	1
Norton	0	1	2.81	21	0	0	0	0	32.1	31	14	10	1	14	22
Perry	13	16	3.34	35	35	5	2	0	217.2	191	93	81	14	60	85
Strickland	3	1	2.50	25	0	0	0	3	36.0	28	16	10	7	19	30
Woodson	14	14	2.71	36	36	9	3	0	251.2	193	93	76	19	101	150
<b>TOTALS</b>	<b>77</b>	<b>77</b>	<b>2.84</b>	<b>154</b>		<b>37</b>	<b>17</b>	<b>34</b>	<b>1399.1</b>	<b>1188</b>	<b>535</b>	<b>441</b>	<b>105</b>	<b>444</b>	<b>838</b>

## DID YOU Know?

...that Roy Smalley, Chili Davis and Ryan Doumit are the only three Twins ever to hit home runs from both sides of the plate in the same game. Smalley connected left-handed in the third inning off Boston's Rob Woodward and right-handed in the seventh off Joe Sambito May 30, 1986 in the Metrodome. Davis hit his first right-handed in the sixth inning off Kansas City's Chris Haney and left-handed in the eighth off Steve Shifflett October 2, 1992 at Kauffman Stadium. Doumit hit his first left-handed in the second inning off Kansas City's Jeremy Guthrie and right-handed in the sixth inning off Tim Collins July 22, 2012 at Kauffman Stadium.



## 1973 TWINS STATISTICS

### BATTING: (1ST IN MAJORS)

PLAYER	AVG	G	AB	R	H	TB	2B	3B	HR	RBI	BB	SO	SB	GDP
Adams	.212	55	66	21	14	25	2	0	3	6	17	18	2	2
Borgmann	.265	12	34	7	9	11	2	0	0	9	6	10	0	0
Braun	.283	115	361	46	102	158	28	5	6	42	74	48	4	9
Brye	.263	92	278	39	73	110	9	5	6	33	35	43	3	4
Carew	.350	149	580	98	203	273	30	11	6	62	62	55	41	16
Darwin	.252	145	560	69	141	219	20	2	18	90	46	137	5	22
Hisle	.272	143	545	88	148	230	25	6	15	64	64	128	11	13
Holt	.297	132	441	52	131	195	25	3	11	58	29	43	0	12
Kaat	.2	2	0	1	0	0	0	0	0	0	0	0	0	0
Killebrew	.242	69	248	29	60	86	9	1	5	32	41	59	0	10
Kusick	.250	15	48	4	12	14	2	0	0	4	7	9	0	0
Lis	.245	103	253	37	62	102	11	1	9	25	28	66	0	13
Mitterwald	.259	125	432	50	112	175	15	0	16	64	39	111	3	10
Monzon	.224	39	76	10	17	20	1	1	0	4	11	9	1	0
Oliva	.291	146	571	63	166	234	20	0	16	92	45	44	2	13
Reese	.174	22	23	7	4	10	1	1	1	3	6	6	0	0
Roof	.197	47	117	10	23	32	4	1	1	15	13	27	0	4
Soderholm	.297	35	111	22	33	47	7	2	1	9	21	16	1	4
Terrell	.265	124	438	43	116	138	15	2	1	32	21	56	13	4
Thompson	.225	99	347	29	78	98	13	2	1	36	16	41	1	11
Walton	.177	37	96	13	17	32	1	1	4	8	17	28	0	3
TOTALS	.270	162	5625	738	1521	2209	240	44	120	688	598	954	87	150

### PITCHING: (6TH IN A.L.)

PLAYER	W	L	ERA	G	GS	CG	SHO	SV	IP	H	R	ER	HR	BB	SO
Albury	1	0	2.74	14	0	0	0	0	23.1	13	7	7	1	19	13
Bane	0	5	4.95	23	6	0	0	2	60.1	62	40	33	5	30	42
Blyleven	20	17	2.52	40	40	25	9	0	325.0	296	109	91	16	67	258
Campbell	3	3	3.11	28	2	0	0	7	51.2	44	20	18	5	20	42
Corbin	8	5	3.04	51	7	1	0	14	148.1	124	58	50	7	60	83
Decker	10	10	4.19	29	24	6	3	0	170.1	167	87	79	12	88	109
Fife	3	2	4.33	10	7	1	0	0	51.2	54	26	25	2	29	18
Goltz	6	4	5.27	32	10	1	0	1	106.1	138	68	62	11	32	65
Hands	7	10	3.49	39	15	3	1	2	142.0	138	69	55	14	41	78
Kaat	11	12	4.40	29	28	7	2	0	181.2	206	101	89	26	39	93
Sanders	2	4	6.13	27	0	0	0	8	44.1	53	31	30	4	21	19
Strickland	0	1	12.60	7	0	0	0	0	5.1	11	8	7	0	5	6
Woodson	10	8	3.96	23	23	4	2	0	141.1	137	68	62	12	68	53
TOTALS	81	81	3.77	162	48	18	34	1451.2	1443	692	608	115	519	879	573

## 1974 TWINS STATISTICS

### BATTING: (2ND IN A.L.)

PLAYER	AVG	G	AB	R	H	TB	2B	3B	HR	RBI	BB	SO	SB	GDP
Borgmann	.252	128	345	33	87	106	8	1	3	45	39	44	2	9
Bourque	.219	23	64	5	14	19	2	0	1	8	7	11	0	2
Braun	.280	129	453	53	127	165	12	1	8	40	56	51	4	6
Brye	.283	135	488	52	138	178	32	1	2	41	22	59	1	12
Burgmeier	.255	1	0	0	0	0	0	0	0	0	0	0	0	0
Carew	.364	153	599	86	218	267	30	5	3	55	74	49	38	17
Darwin	.264	152	575	67	152	254	13	7	25	94	37	127	1	12
Ferrer	.281	24	57	12	16	20	0	2	0	0	8	6	3	0
Gomez	.208	82	168	18	35	36	1	0	0	3	12	16	2	2
Hisle	.286	143	510	68	146	237	20	7	19	79	48	112	12	14
Holt	.254	79	197	24	50	61	11	0	0	16	14	16	0	6
Hundley	.193	32	88	2	17	19	2	0	0	3	4	12	0	4
Killebrew	.222	122	333	28	74	120	7	0	13	54	45	61	0	12
Kusick	.239	76	201	36	48	81	7	1	8	26	35	36	0	5
Lis	.195	24	41	5	8	8	0	0	0	3	5	12	0	2
Oliva	.285	127	459	43	131	190	16	2	13	57	27	31	0	14
Roof	.196	44	97	10	19	26	1	0	2	13	6	24	0	7
Soderholm	.276	141	464	63	128	182	18	3	10	51	48	68	7	14
Terrell	.245	116	229	43	56	72	4	6	0	19	11	27	3	6
Thompson	.250	97	264	25	66	86	6	1	4	25	22	29	1	15
TOTALS	.272	163	5632	673	1530	2127	190	37	111	632	520	791	74	159

### PITCHING: (6TH IN A.L.)

PLAYER	W	L	ERA	G	GS	CG	SHO	SV	IP	H	R	ER	HR	BB	SO
Albury	8	9	4.12	32	22	4	1	0	164.0	159	83	75	19	80	85
Blyleven	17	17	2.66	37	37	19	3	0	281.0	244	99	83	14	77	249
Burgmeier	5	3	4.50	50	0	0	0	4	91.2	92	46	46	7	26	34
Butler	4	6	4.09	26	12	2	0	1	98.2	91	47	45	9	56	79
Campbell	8	7	2.63	63	0	0	0	19	120.1	109	37	35	4	55	89
Corbin	7	6	5.30	29	15	1	0	0	112.1	133	78	66	8	40	50
Decker	16	14	3.29	37	37	11	1	0	248.2	234	105	91	24	97	158
Fife	0	0	16.20	4	0	0	0	0	4.2	10	11	9	0	4	3
Goltz	10	10	3.26	28	24	5	1	1	174.1	192	81	63	14	45	89
Hands	4	5	4.46	35	10	0	0	3	115.1	130	57	57	9	25	74
Hughes	0	2	5.40	2	2	1	0	0	10.1	8	8	6	2	4	8
Johnson	2	0	0.00	4	0	0	0	1	7.0	4	1	0	0	0	4
Woodson	1	1	4.33	5	4	0	0	0	27.0	30	16	13	5	4	12
TOTALS	82	80	3.64	163	43	11	29	1455.1	1436	669	589	115	513	934	

## DID YOU Know?

...that Rich Rollins, Zoilo Versalles, Tony Oliva, Don Mincher and Harmon Killebrew each homered in the 7th inning, June 9, 1966 vs. Kansas City. The five home runs in an inning is an American League record.



## 1975 TWINS STATISTICS

### BATTING: (2ND IN A.L.)

PLAYER	AVG	G	AB	R	H	TB	2B	3B	HR	RBI	BB	SO	SB	GDP
Albury	.000	1	1	0	0	0	0	0	0	0	0	1	0	0
Borgmann	.207	125	352	34	73	98	15	2	2	33	47	59	0	10
Bostock	.282	98	369	52	104	135	21	5	0	29	28	42	2	7
Braun	.302	136	453	70	137	194	18	3	11	45	66	55	0	8
Briggs	.231	87	264	44	61	95	9	2	7	39	60	41	6	1
Brye	.252	86	246	41	62	104	13	1	9	34	21	37	2	6
Burgmeier	.000	1	0	0	0	0	0	0	0	0	0	0	0	0
Campbell	.000	1	1	0	0	0	0	0	0	0	0	1	0	0
Carew	.359	143	535	89	192	266	24	4	14	80	64	40	35	10
Darwin	.219	48	169	26	37	58	6	0	5	18	18	44	2	8
Ferrer	.247	32	81	14	20	25	3	1	0	2	3	11	3	0
Ford	.280	130	440	72	123	191	21	1	15	59	30	79	6	10
Gomez	.139	89	72	7	10	10	0	0	0	5	4	12	0	1
Hisle	.314	80	255	37	80	126	9	2	11	51	27	39	17	5
Kelly	.181	49	127	11	23	31	5	0	1	11	15	22	0	3
Kusick	.237	57	156	14	37	63	8	0	6	27	21	23	0	3
Lundstedt	.107	18	28	2	3	3	0	0	0	1	4	5	0	1
McKay	.256	33	125	8	32	44	4	1	2	16	6	14	1	4
Oliva	.270	131	455	46	123	172	10	0	13	58	41	45	0	10
Poepping	.135	14	37	0	5	6	1	0	0	1	5	7	0	2
Roof	.302	63	126	18	38	61	2	0	7	21	9	28	0	2
Soderholm	.286	117	419	62	120	174	17	2	11	58	53	66	3	14
Terrell	.286	108	385	48	110	133	16	2	1	36	19	27	4	12
Thompson	.270	112	355	25	96	126	11	2	5	37	18	30	0	7
Walton	.175	42	63	4	11	16	2	0	1	8	4	18	0	3
TOTALS	.271	159	5514	724	1497	2131	215	28	121	669	563	746	81	127

### PITCHING: (10TH IN A.L.)

PLAYER	W	L	ERA	G	GS	CG	SHO	SV	IP	H	R	ER	HR	BB	SO
Albury	6	7	4.53	32	15	2	0	1	135.0	115	82	68	16	97	72
Bane	3	1	2.89	4	4	0	0	0	28.1	28	11	9	2	15	14
Byleven	15	10	3.00	35	35	20	3	0	275.2	219	104	92	24	84	233
Burgmeier	5	8	3.08	46	0	0	0	11	75.2	76	32	26	7	23	41
Butler	5	4	5.93	23	8	1	0	0	81.2	100	61	54	12	35	55
Campbell	4	6	3.79	47	7	2	1	5	121.0	119	58	51	13	46	76
Corbin	5	7	5.10	18	11	3	0	0	89.2	105	59	51	13	38	49
Decker	1	3	8.65	10	7	1	0	0	26.1	25	25	25	2	36	8
Goltz	14	14	3.67	32	32	15	1	0	243.0	235	112	99	18	72	128
Hughes	16	14	3.82	37	34	12	2	0	249.2	241	119	106	17	127	130
Johnson	1	2	4.15	18	0	0	0	3	38.2	40	23	18	4	21	17
Pazik	0	4	8.10	5	3	0	0	0	19.2	28	20	18	5	10	8
Wiley	1	3	6.00	15	3	1	0	2	38.2	50	30	26	4	13	15
TOTALS	76	83	4.05	159	57	7	22	1423.0	1381	736	640	137	617	846	846

## 1976 TWINS STATISTICS

### BATTING: (1ST IN A.L.)

PLAYER	AVG	G	AB	R	H	TB	2B	3B	HR	RBI	BB	SO	SB	GDP
Bane	.000	1	0	0	0	0	0	0	0	0	0	0	0	0
Borgmann	.246	24	65	10	16	22	3	0	1	6	19	7	1	2
Bostock	.323	128	474	75	153	204	21	9	4	60	33	37	12	15
Braun	.288	122	417	73	120	147	12	3	3	61	67	43	12	5
Brye	.264	87	258	33	68	85	11	0	2	23	13	31	1	7
Carew	.331	156	605	97	200	280	29	12	9	90	67	52	49	12
Cubbage	.260	104	342	40	89	127	19	5	3	49	42	37	1	10
Ford	.267	145	514	87	137	235	24	7	20	86	36	118	17	12
Goltz	.000	1	0	0	0	0	0	0	0	0	0	0	0	0
Gomez	.193	38	57	5	11	12	1	0	0	3	3	3	1	3
Hisle	.272	155	581	81	158	229	19	5	14	96	56	93	31	11
Kusick	.259	109	266	33	69	115	13	0	11	36	35	44	5	3
McKay	.203	45	138	8	28	30	2	0	0	8	9	27	1	6
Oliva	.211	67	123	3	26	32	3	0	1	16	2	13	0	2
Randall	.267	153	475	55	127	156	18	4	1	34	28	38	3	6
Roof	.217	18	46	1	10	13	3	0	0	4	2	6	0	1
Smalley	.271	103	384	46	104	132	16	3	2	36	47	79	0	7
Terrell	.246	89	171	29	42	47	3	1	0	8	9	15	11	4
Thompson	.234	34	124	9	29	33	4	0	0	6	3	8	1	1
Wynegar	.260	149	534	58	139	194	21	2	10	69	79	63	0	14
TOTALS	.274	162	5574	743	1526	2093	222	51	81	691	550	714	146	121

### PITCHING: (10TH IN A.L.)

PLAYER	W	L	ERA	G	GS	CG	SHO	SV	IP	H	R	ER	HR	BB	SO
Albury	3	1	3.60	23	0	0	0	0	50.1	51	22	20	0	24	23
Bane	4	7	5.13	14	15	1	0	0	79.1	92	52	45	6	39	24
Byleven	4	5	3.13	12	12	4	0	0	95.1	101	39	33	3	35	75
Burgmeier	8	1	2.50	57	0	0	0	1	115.1	95	36	32	11	29	45
Campbell	17	5	3.00	78	0	0	0	20	167.2	145	63	56	9	62	115
Decker	2	7	5.28	13	12	0	0	0	58.0	60	37	34	3	51	35
Goltz	14	14	3.36	36	35	13	4	0	249.1	239	113	93	14	91	133
Hughes	9	14	4.98	37	26	3	0	0	177.0	190	113	98	17	73	87
Johnson	3	1	2.63	18	1	0	0	0	48.1	44	14	14	2	8	37
Luebber	4	5	4.01	38	12	2	1	2	119.1	109	57	53	9	62	45
Pazik	0	0	7.00	5	0	0	0	0	9.0	13	9	7	0	4	6
Redfern	8	8	3.51	23	23	1	1	0	118.0	105	61	46	6	63	74
Singer	9	9	3.77	26	26	5	3	0	172.0	177	88	72	9	69	63
TOTALS	85	77	3.69	162	29	11	23	1459.0	1421	704	599	89	610	762	



## 1977 TWINS STATISTICS

### BATTING: (1ST IN MAJORS)

PLAYER	AVG	G	AB	R	H	TB	2B	3B	HR	RBI	BB	SO	SB	GDP
Adams	.338	95	269	32	91	126	17	0	6	49	18	30	0	5
Bass	.105	9	19	0	2	2	0	0	0	0	0	5	0	0
Borgmann	.256	17	43	12	11	18	1	0	2	7	11	9	0	1
Bostock	.336	153	593	104	199	301	36	12	14	90	51	59	16	16
Bulling	.156	15	32	2	5	6	1	0	0	5	5	0	0	1
Carew	.388	155	616	128	239	351	38	16	14	100	69	55	23	6
Chiles	.264	108	261	31	69	96	16	1	3	36	23	17	0	5
Cubbage	.264	129	417	60	110	163	16	5	9	55	37	49	1	4
Ford	.267	144	453	66	121	193	25	7	11	60	41	79	6	12
Goltz	.216	2	0	0	0	0	0	0	0	0	0	0	0	0
Gomez	.246	32	65	6	16	24	4	2	0	11	4	9	0	0
Gorinski	.195	54	118	14	23	38	4	1	3	22	5	29	1	1
Hisle	.302	141	546	95	165	291	36	3	28	119	56	106	21	11
Kusick	.254	115	268	34	68	116	12	0	12	45	49	60	3	14
Norwood	.229	39	83	15	19	31	3	0	3	9	6	17	6	1
Perlozzo	.292	10	24	6	7	11	0	2	0	0	2	3	0	0
Randall	.239	103	306	36	73	90	13	2	0	22	15	25	1	3
Smalley	.231	150	584	93	135	184	21	5	6	56	74	89	5	12
Terrell	.224	93	214	32	48	57	6	0	1	20	11	21	10	11
Wilfong	.246	73	171	22	42	48	1	1	1	13	17	26	10	1
Wolfe	.240	8	25	3	6	7	1	0	0	6	1	0	0	0
Wynegar	.261	144	532	76	139	197	22	3	10	79	68	61	2	11
TOTALS	.282	161	5639	867	1588	2350	273	60	123	804	563	754	105	115

### PITCHING: (12TH IN A.L.)

PLAYER	W	L	ERA	G	GS	CG	SHO	SV	IP	H	R	ER	HR	BB	SO
Burgmeier	6	4	5.10	61	0	0	0	7	97.1	113	56	55	15	33	35
Butler	0	1	6.86	6	4	0	0	0	21.0	19	17	16	5	15	5
Carrithers	0	1	7.07	7	0	0	0	0	14.1	16	13	11	2	6	3
Goltz	20	11	3.36	39	39	19	2	0	303.0	284	129	113	23	91	186
Holly	2	3	6.94	18	5	0	0	0	48.1	57	37	37	8	12	32
Hughes	0	0	2.25	2	0	0	0	0	4.1	4	1	1	0	1	1
Johnson, D	2	5	4.56	30	6	0	0	0	72.2	86	42	37	7	23	33
Johnson, T	16	7	3.12	71	0	0	0	15	146.2	152	57	51	11	47	87
Pazik	1	0	2.50	3	3	0	0	0	18.0	18	5	5	1	6	6
Redfern	6	9	5.19	30	28	1	0	0	137.1	164	89	79	13	66	73
Schueler	8	7	4.40	52	7	0	0	3	134.2	131	74	66	16	61	77
Serum	0	0	4.30	8	0	0	0	0	22.2	22	11	11	4	10	14
Shellenback	0	0	7.94	5	0	0	0	0	5.2	10	7	5	1	5	3
Thormodsgard	11	15	4.62	37	37	8	1	0	218.0	236	122	112	25	65	94
Zahn	12	14	4.68	34	32	7	1	0	198.0	234	116	103	20	66	88
TOTALS	84	77	4.36	161	35	4	25	1442.0	1546	776	698	151	507	737	

## 1978 TWINS STATISTICS

### BATTING: (6TH IN A.L.)

PLAYER	AVG	G	AB	R	H	TB	2B	3B	HR	RBI	BB	SO	SB	GDP
Adams	.258	116	310	27	80	121	18	1	7	35	17	32	0	10
Borgmann	.211	49	123	16	26	41	4	1	3	15	18	17	0	0
Carew	.333	152	564	85	188	249	26	10	5	70	78	62	27	18
Chiles	.268	87	198	22	53	68	12	0	1	22	20	25	1	9
Cubbage	.282	125	394	40	111	158	12	7	7	57	40	44	3	7
Edwards	.250	15	44	7	11	17	3	0	1	3	7	13	1	0
Ford	.274	151	592	78	162	251	36	10	11	82	48	88	7	15
Kusick	.173	77	191	23	33	52	3	2	4	20	37	38	3	8
Morales	.314	101	242	22	76	97	13	1	2	38	20	35	0	10
Norwood	.255	125	428	56	109	161	22	3	8	46	28	64	25	15
Powell	.247	121	381	55	94	127	20	2	3	31	45	31	11	5
Randall	.270	119	330	36	89	106	11	3	0	21	24	22	5	7
Rivera	.271	101	251	35	68	89	8	2	3	23	35	47	5	3
Smalley	.273	158	586	80	160	254	31	3	19	77	85	70	2	16
Wilfong	.266	92	199	23	53	64	8	0	1	11	19	27	8	1
Wolfe	.234	88	235	25	55	76	10	1	3	25	36	27	0	8
Wynegar	.229	135	454	36	104	140	22	1	4	45	47	42	1	7
TOTALS	.267	162	5522	666	1472	2071	259	47	82	621	604	684	99	139

### PITCHING: (10TH IN A.L.)

PLAYER	W	L	ERA	G	GS	CG	SHO	SV	IP	H	R	ER	HR	BB	SO
Erickson	14	13	3.96	37	37	14	0	0	265.2	268	129	117	19	79	121
Goltz	15	10	2.49	29	29	13	2	0	220.1	209	72	61	12	67	116
Harrison	0	1	7.50	9	0	0	0	0	12.0	18	10	10	0	11	7
Holly	1	1	3.60	15	1	0	0	0	35.1	28	15	14	1	18	12
Jackson	4	6	4.50	19	15	1	1	0	92.1	89	53	46	9	48	54
Johnson, D	0	2	7.50	6	1	0	0	0	12.0	15	11	10	1	9	7
Johnson, T	1	4	5.45	18	0	0	0	3	32.2	42	22	20	2	17	21
Marshall	10	12	2.45	54	0	0	0	21	99.0	80	31	27	3	37	56
Perzanowski	2	7	5.21	13	7	1	0	1	56.2	59	37	33	1	26	31
Redfern	0	2	6.30	3	2	0	0	0	9.2	10	12	7	2	6	4
Scarce	1	1	3.94	17	0	0	0	0	32.0	35	19	14	5	15	17
Serum	9	9	4.11	34	23	6	1	1	184.1	188	88	84	14	44	80
Sutton	0	0	3.48	17	0	0	0	0	44.1	46	19	17	3	15	18
Thayer	1	1	3.80	20	0	0	0	0	45.0	40	19	19	5	30	30
Thormodsgard	1	6	5.05	12	12	1	0	0	66.0	81	40	37	7	17	23
Zahn	14	14	3.04	35	35	12	1	0	252.1	260	101	85	18	81	106
TOTALS	73	89	3.69	162	48	9	26	1459.2	1468	678	599	102	520	703	

YEAR TO YEAR  
1978



## 1979 TWINS STATISTICS

### BATTING: (5TH IN A.L.)

PLAYER	AVG	G	AB	R	H	TB	2B	3B	HR	RBI	BB	SO	SB	GDP
Adams	.301	119	326	34	98	137	13	1	8	50	25	27	2	3
Borgmann	.200	31	70	4	14	17	3	0	0	8	12	11	1	3
Castino	.285	148	393	49	112	156	13	8	5	52	27	72	5	9
Cubbage	.276	94	243	26	67	85	10	1	2	23	39	26	1	2
Edwards	.249	96	229	42	57	89	8	0	8	35	24	45	6	5
Goodwin	.289	58	159	22	46	79	8	5	5	27	11	23	0	5
Graham	.000	2	4	0	0	0	0	0	0	0	0	0	0	0
Jackson, D	.000	1	0	0	0	0	0	0	0	0	0	0	0	0
Jackson, R	.271	159	583	85	158	250	40	5	14	68	51	59	3	14
Kusick	.241	24	54	8	13	26	4	0	3	6	3	11	0	1
Landreaux	.305	151	564	81	172	254	27	5	15	83	37	57	10	13
Morales	.267	92	191	21	51	64	5	1	2	27	14	27	0	10
Norwood	.248	96	270	32	67	104	13	3	6	30	20	51	9	8
Powell	.293	104	338	49	99	128	17	3	2	36	33	25	5	9
Randall	.246	80	199	25	49	56	7	0	0	14	15	17	2	2
Redfern	.000	1	0	0	0	0	0	0	0	0	0	0	0	0
Rivera	.281	112	263	37	74	103	13	5	2	31	17	40	5	6
Smalley	.271	162	621	94	168	274	28	3	24	95	80	80	2	9
Sofield	.301	35	93	8	28	33	5	0	0	12	12	27	2	2
Vega	.000	4	7	0	0	0	0	0	0	0	0	2	0	0
Ward	.286	10	14	2	4	4	0	0	0	1	3	3	0	0
Wilfong	.313	140	419	71	131	192	22	6	9	59	29	54	11	2
Wynegar	.270	149	504	74	136	177	20	0	7	57	74	36	2	13
<b>TOTALS</b>	<b>.278</b>	<b>162</b>	<b>5544</b>	<b>764</b>	<b>1544</b>	<b>2228</b>	<b>256</b>	<b>46</b>	<b>112</b>	<b>714</b>	<b>526</b>	<b>693</b>	<b>66</b>	<b>116</b>

### PITCHING: (7TH IN A.L.)

PLAYER	W	L	ERA	G	GS	CG	SHO	SV	IP	H	R	ER	HR	BB	SO
Bacsik	4	2	4.36	31	0	0	0	0	65.2	61	39	32	6	29	33
Brett	0	0	4.85	9	0	0	0	0	12.2	16	7	7	1	6	3
Erickson	3	10	5.63	24	21	0	0	0	123.0	154	86	77	17	48	47
Felton	0	0	0.00	1	0	0	0	0	2.0	0	0	0	0	0	1
Goltz	14	13	4.16	36	35	12	1	0	250.2	282	124	116	22	69	132
Hartzell	6	10	5.36	28	26	4	0	0	163.0	193	102	97	18	44	44
Holly	0	0	7.50	6	0	0	0	0	6.1	10	7	5	0	3	5
Jackson, D	4	4	4.30	24	8	1	0	0	69.1	89	36	33	5	26	43
Koosman	20	13	3.38	37	36	10	2	0	263.2	268	108	99	19	83	157
Marshall	10	15	2.64	90	1	0	0	32	142.2	132	47	42	8	48	81
Redfern	7	3	3.50	40	6	0	0	1	108.1	106	45	42	8	35	85
Serum	1	3	6.61	20	5	0	0	0	64.0	93	47	47	10	20	31
Stanfield	0	0	6.00	3	0	0	0	0	3.0	2	2	2	0	0	0
Thormodsgard	0	0	9.00	1	0	0	0	0	1.0	3	1	1	1	0	1
Zahn	13	7	3.57	26	24	4	0	0	169.0	181	74	67	13	41	58
TOTALS	82	80	4.13	162	31	6	33	33	1444.1	1590	725	663	128	452	721

## 1980 TWINS STATISTICS

### BATTING: (9TH IN A.L.)

PLAYER	AVG	G	AB	R	H	TB	2B	3B	HR	RBI	BB	SO	SB	GDP
Adams	.286	99	262	32	75	108	11	2	6	38	15	26	2	11
Butera	.271	34	85	4	23	24	1	0	0	2	3	6	0	4
Castino	.302	150	546	67	165	235	17	7	13	64	29	67	7	15
Cubbage	.246	103	285	29	70	103	9	0	8	42	23	37	0	4
Edwards	.250	81	200	26	50	67	9	1	2	20	12	51	2	6
Erickson	.000	1	0	0	0	0	0	0	0	0	0	0	0	0
Faedo	.250	5	8	1	2	3	1	0	0	0	0	0	0	0
Goodwin	.200	55	115	12	23	31	5	0	1	11	17	32	0	4
Jackson, D	.000	1	0	0	0	0	0	0	0	0	0	0	0	0
Jackson, R	.265	131	396	48	105	155	29	3	5	42	28	41	1	15
Johnston	.185	14	27	3	5	8	3	0	0	1	2	4	0	3
Landreaux	.281	129	484	56	136	202	23	11	7	62	39	42	8	13
Mackanin	.266	108	319	31	85	115	18	0	4	35	14	33	6	7
Morales	.303	97	241	36	73	118	17	2	8	36	22	19	0	11
Norwood	.164	34	73	6	12	17	2	0	1	8	3	13	1	3
Powell	.262	137	485	58	127	172	17	5	6	35	32	46	14	14
Randall	.200	5	15	2	3	4	1	0	0	0	1	0	0	1
Rivera	.221	44	113	13	25	41	7	0	3	10	4	20	0	4
Smalley	.278	133	486	64	135	197	24	1	12	63	65	63	3	15
Sofield	.247	131	417	52	103	156	18	4	9	49	24	92	4	3
Vega	.167	12	30	3	5	5	0	0	0	4	3	7	1	1
Ward	.463	13	41	11	19	32	6	2	1	10	3	6	0	0
Wilfong	.248	131	416	55	103	153	16	5	8	45	34	61	10	8
Wynegar	.255	146	486	61	124	163	18	3	5	57	63	36	3	9
<b>TOTALS</b>	<b>.265</b>	<b>161</b>	<b>5530</b>	<b>670</b>	<b>1468</b>	<b>2109</b>	<b>252</b>	<b>46</b>	<b>99</b>	<b>634</b>	<b>436</b>	<b>702</b>	<b>62</b>	<b>151</b>

### PITCHING: (7TH IN A.L.)

PLAYER	W	L	ERA	G	GS	CG	SHO	SV	IP	H	R	ER	HR	BB	SO
Arroyo	6	6	4.70	21	11	1	1	0	92.1	97	55	48	7	32	27
Bacsik	0	0	4.30	10	0	0	0	0	23.0	26	12	11	1	11	9
Corbett	8	6	1.99	78	0	0	0	23	136.1	102	31	30	7	42	89
Erickson	7	13	3.25	32	27	7	0	0	191.1	198	83	69	13	56	97
Felton	0	3	7.00	5	4	0	0	0	17.2	20	18	14	2	9	14
Jackson, D	9	9	3.87	32	25	1	0	1	172.0	161	81	74	15	69	90
Kinnunen	0	0	5.04	21	0	0	0	0	24.2	29	18	14	1	9	8
Koosman	16	13	4.04	38	34	8	0	2	243.1	252	119	109	24	69	149
Marshall	1	3	6.19	1	0	0	0	1	32.1	42	23	22	2	12	13
Redfern	7	7	4.54	32	16	2	0	2	104.2	117	58	53	11	33	73
Verhoeven	3	4	3.96	44	0	0	0	0	99.2	109	53	44	10	29	42
Veselic	0	0	4.50	1	0	0	0	0	4.0	3	2	2	1	1	2
Williams	6	2	3.51	18	9	3	0	1	77.0	73	33	30	9	30	35
Zahn	14	18	4.40	38	35	13	5	0	232.2	273	138	114	17	66	96
TOTALS	77	84	3.93	161	35	9	30	1451.0	1502	724	634	120	468	744	



## 1981 TWINS STATISTICS

### BATTING: (13TH IN A.L.)

PLAYER	AVG	G	AB	R	H	TB	2B	3B	HR	RBI	BB	SO	SB	GDP
Adams	.209	72	220	13	46	62	10	0	2	24	20	26	0	10
Baker	.182	40	66	6	12	18	0	3	0	6	1	8	0	3
Butera	.240	62	167	13	40	49	7	1	0	18	22	14	0	8
Castino	.268	101	381	41	102	151	13	9	6	36	18	52	4	3
Corcoran	.176	22	51	4	9	12	3	0	0	4	6	7	0	3
Engle	.258	82	248	29	64	101	14	4	5	32	13	37	0	9
Faedo	.195	12	41	3	8	10	0	1	0	6	1	5	0	0
Funderburk	.200	8	15	2	3	4	1	0	0	2	2	1	0	0
Gaetti	.192	9	26	4	5	11	0	0	2	3	0	6	0	1
Goodwin	.225	59	151	18	34	48	6	1	2	17	16	32	3	3
Hatcher	.255	99	377	36	96	132	23	2	3	37	15	29	3	10
Hrbek	.239	24	67	5	16	24	5	0	1	7	5	9	0	0
Jackson, R	.263	54	175	17	46	67	9	0	4	28	10	15	2	3
Johnston	.125	7	16	2	2	2	0	0	0	0	2	5	0	0
Laudner	.163	14	43	4	7	15	2	0	2	5	3	17	0	0
Mackanin	.231	77	225	21	52	73	7	1	4	18	7	40	1	4
Powell	.239	80	264	30	63	86	11	3	2	25	17	31	7	6
Smalley	.263	56	167	24	44	74	7	1	7	22	31	24	0	8
Smith	.200	15	40	4	8	12	1	0	1	1	0	3	0	0
Sofield	.176	41	102	9	18	20	2	0	0	5	8	22	3	5
Ward	.264	85	295	42	78	106	7	6	3	29	28	48	5	10
Washington	.226	28	84	8	19	24	3	1	0	5	4	14	4	1
Wilfong	.246	93	305	32	75	101	11	3	3	19	29	43	2	1
Wynegar	.247	47	150	11	37	42	5	0	0	10	17	9	0	7
<b>TOTALS</b>	<b>.240</b>	<b>110</b>	<b>3676</b>	<b>378</b>	<b>884</b>	<b>1244</b>	<b>147</b>	<b>36</b>	<b>47</b>	<b>359</b>	<b>275</b>	<b>497</b>	<b>34</b>	<b>95</b>

### PITCHING: (13TH IN A.L.)

PLAYER	W	L	ERA	G	GS	CG	SHO	SV	IP	H	R	ER	HR	BB	SO
Arroyo	7	10	3.94	23	19	2	0	0	128.1	144	66	56	11	34	39
Cooper	1	5	4.27	27	2	0	0	0	58.2	61	33	28	9	32	33
Corbett	2	6	2.56	54	0	0	0	17	87.2	80	29	25	5	34	60
Erickson	3	8	3.86	14	14	1	0	0	91.1	93	48	39	7	31	44
Felton	0	0	54.00	1	0	0	0	0	1.1	4	6	6	1	2	1
Havens	3	6	3.58	14	12	1	1	0	78.0	76	33	31	6	24	43
Hobbs	0	0	3.00	4	0	0	0	0	5.2	5	2	2	0	6	1
Jackson, D	3	3	4.36	14	5	0	0	0	32.2	35	16	16	1	19	26
Koosman	3	9	4.21	19	13	2	1	5	94.1	98	49	44	8	34	55
O'Connor	3	2	5.91	28	0	0	0	0	35.1	46	27	23	3	30	16
Redfern	9	8	4.06	24	23	3	0	0	141.2	140	70	64	12	52	77
Verhoeven	0	0	3.98	25	0	0	0	0	52.0	57	27	23	4	14	16
Veselic	1	1	3.13	5	0	0	0	0	22.2	22	8	8	1	12	13
Williams	6	10	4.08	23	22	4	0	0	150.0	160	72	68	11	52	76
TOTALS	41	68	3.98	110	13	6	22	979.2	1021	486	433	79	376	500	

## 1982 TWINS STATISTICS

### BATTING: (10TH IN A.L.)

PLAYER	AVG	G	AB	R	H	TB	2B	3B	HR	RBI	BB	SO	SB	GDP
Brunansky	.272	127	463	77	126	218	30	1	20	46	71	101	1	12
Bush	.244	55	119	13	29	49	6	1	4	13	8	28	0	1
Butera	.254	54	126	9	32	34	2	0	0	8	17	12	0	6
Castino	.241	117	410	48	99	141	12	6	6	37	36	51	2	11
Eisenreich	.303	34	99	10	30	42	6	0	2	9	11	13	0	1
Engle	.226	58	186	20	42	65	7	2	4	16	10	22	0	6
Faedo	.243	90	255	16	62	79	8	0	3	22	16	22	1	9
Gaetti	.230	145	508	59	117	225	25	4	25	84	37	107	0	16
Hatcher	.249	84	277	23	69	95	13	2	3	26	8	27	0	12
Hrbek	.301	140	532	82	160	258	21	4	23	92	54	80	3	17
Johnson	.248	89	234	26	58	98	10	0	10	33	30	46	0	3
Laudner	.255	93	306	37	78	120	19	1	7	33	34	74	0	6
Milbourne	.235	29	98	9	23	26	1	1	0	1	7	8	1	5
Mitchell	.249	124	454	48	113	142	11	6	2	28	54	53	8	6
Smalley	.154	4	13	2	2	3	1	0	0	1	3	4	0	0
Smith	.217	9	23	1	5	7	0	1	0	1	1	3	0	0
Vega	.266	71	199	23	53	74	6	0	5	29	8	19	6	5
Ward	.289	152	570	85	165	296	33	7	28	91	37	105	13	16
Washington	.271	119	451	48	122	166	17	6	5	39	14	79	3	11
Wells	.204	15	54	5	11	16	1	2	0	3	1	8	0	0
Wilfong	.160	25	81	7	13	14	1	0	0	5	7	13	0	4
Wynegar	.209	24	86	9	18	25	4	0	1	8	10	12	0	2
<b>TOTALS</b>	<b>.257</b>	<b>162</b>	<b>5544</b>	<b>657</b>	<b>1427</b>	<b>2193</b>	<b>234</b>	<b>44</b>	<b>148</b>	<b>624</b>	<b>474</b>	<b>887</b>	<b>38</b>	<b>149</b>

### PITCHING: (14TH IN A.L.)

PLAYER	W	L	ERA	G	GS	CG	SHO	SV	IP	H	R	ER	HR	BB	SO
Arroyo	0	1	5.27	7	0	0	0	0	13.2	17	8	8	2	6	4
Boris	1	2	3.99	23	0	0	0	0	49.2	46	24	22	8	19	30
Castillo	13	11	3.66	40	25	6	1	0	218.2	194	96	89	26	85	123
Cooper	0	1	9.53	6	1	0	0	0	11.1	14	12	12	0	11	5
Corbett	0	2	5.32	10	0	0	0	3	22.0	27	13	13	3	10	15
Davis	3	9	4.42	63	0	0	0	22	106.0	106	53	52	16	47	89
Erickson	4	3	4.87	7	7	2	0	0	40.2	56	29	22	6	12	12
Felton	0	13	4.99	48	6	0	0	3	117.1	99	71	65	18	76	92
Filson	0	2	8.76	5	3	0	0	0	12.1	17	12	12	2	8	10
Havens	10	14	4.31	33	32	4	1	0	208.2	201	112	100	32	80	129
Jackson	0	5	6.25	13	7	0	0	0	44.2	51	33	31	6	24	16
Little	2	0	4.21	33	0	0	0	0	36.1	33	20	17	6	27	26
O'Connor	8	9	4.29	23	19	6	1	0	126.0	122	63	60	13	57	56
Pacella	1	2	7.32	21	1	0	0	2	51.2	61	48	42	14	37	20
Redfern	5	11	6.58	27	13	2	0	0	94.1	122	74	69	16	51	40
Viola	4	10	5.21	22	22	3	1	0	126.0	152	77	73	22	38	84
Williams	9	7	4.22	26	26	3	0	0	153.2	166	74	72	18	55	61
TOTALS	60	102	4.72	162	26	7	30	1433.0	1484	819	752	208	643	812	

YEAR TO YEAR  
1981  
1982



## 1983 TWINS STATISTICS

### BATTING: (11TH IN A.L.)

PLAYER	AVG	G	AB	R	H	TB	2B	3B	HR	RBI	BB	SO	SB	GDP
Brown	.272	91	309	40	84	94	6	2	0	22	10	28	3	9
Brunansky	.227	151	542	70	123	241	24	5	28	82	61	95	2	13
Bush	.249	124	373	43	93	156	24	3	11	56	34	51	0	7
Castino	.277	142	563	83	156	227	30	4	11	57	62	54	4	11
Eisenreich	.286	2	7	1	2	3	1	0	0	0	1	1	0	0
Engle	.305	120	374	46	114	168	22	4	8	43	28	39	2	13
Faedo	.277	51	173	16	48	58	7	0	1	18	4	19	0	4
Gaetti	.245	157	584	81	143	242	30	3	21	78	54	121	7	18
Gagne	.111	10	27	2	3	4	1	0	0	3	0	6	0	0
Hatcher	.317	106	375	50	119	167	15	3	9	47	14	19	2	12
Hrbek	.297	141	515	75	153	252	41	5	16	84	57	71	4	12
Jimenez	.174	36	86	5	15	22	5	1	0	9	4	11	0	0
Kuntz	.190	31	100	13	19	31	3	0	3	5	12	28	0	4
Laudner	.185	62	168	20	31	58	9	0	6	18	15	49	0	2
Mitchell	.230	59	152	26	35	46	4	2	1	15	28	21	1	3
Schrom		1	0	0	0	0	0	0	0	0	0	0	0	0
Smith	.224	59	152	11	34	39	5	0	0	8	10	12	1	4
Teufel	.308	21	78	11	24	42	7	1	3	6	2	8	0	1
Ullger	.190	35	79	8	15	19	4	0	0	5	5	21	0	6
Ward	.278	157	623	76	173	274	34	5	19	88	44	98	8	24
Washington	.246	99	317	28	78	103	7	3	4	26	22	50	10	7
Wilson	.250	5	4	4	1	2	1	0	0	1	0	0	0	0
<b>TOTALS</b>	<b>.261</b>	<b>162</b>	<b>5601</b>	<b>709</b>	<b>1463</b>	<b>2248</b>	<b>280</b>	<b>41</b>	<b>141</b>	<b>671</b>	<b>467</b>	<b>802</b>	<b>44</b>	<b>150</b>

### PITCHING: (14TH IN A.L.)

PLAYER	W	L	ERA	G	GS	CG	SHO	SV	IP	H	R	ER	HR	BB	SO
Castillo	8	12	4.77	27	25	3	0	0	158.1	170	91	84	17	65	90
Davis	5	8	3.34	66	0	0	0	30	89.0	89	34	33	6	33	84
Filson	4	1	3.40	26	8	0	0	1	90.0	87	34	34	9	29	49
Havens	5	8	8.18	16	14	1	0	0	80.1	110	75	73	11	38	40
Lewis	0	0	6.50	6	0	0	0	0	18.0	24	13	13	5	7	8
Lysander	5	12	3.38	61	4	1	1	3	125.0	132	63	47	8	43	58
O'Connor	2	3	5.86	27	8	0	0	0	83.0	107	59	54	13	36	56
Oelkers	0	5	8.65	10	8	0	0	0	34.1	56	34	33	7	17	13
Pettibone	0	4	5.33	4	4	1	0	0	27.0	28	16	16	8	8	10
Schrom	15	8	3.71	33	28	6	1	0	196.1	196	92	81	14	80	80
Viola	7	15	5.49	35	34	4	0	0	210.0	242	141	128	34	92	127
Walters	1	1	4.12	23	0	0	0	2	59.0	52	31	27	4	20	21
Whitehouse	7	1	4.15	60	0	0	0	2	73.2	70	34	34	6	44	44
Williams	11	14	4.14	36	29	4	1	1	193.1	196	105	89	21	68	68
TOTALS	70	92	4.66	162	20	5	39	1437.1	1559	822	745	163	580	748	

## 1984 TWINS STATISTICS

### BATTING: (7TH IN A.L.)

PLAYER	AVG	G	AB	R	H	TB	2B	3B	HR	RBI	BB	SO	SB	GDP
Brown	.273	95	260	36	71	89	9	3	1	19	14	16	4	5
Brunansky	.254	155	567	75	144	261	21	0	32	85	57	94	4	15
Bush	.222	113	311	46	69	121	17	1	11	43	31	60	1	1
Castino	.444	8	27	5	12	13	1	0	0	3	5	2	0	2
David	.250	33	48	5	12	17	2	0	1	5	7	11	0	2
Eisenreich	.219	12	32	1	7	8	1	0	0	3	2	4	2	1
Engle	.266	109	391	56	104	138	20	1	4	38	26	22	0	18
Faedo	.250	16	52	6	13	17	1	0	1	6	4	3	0	1
Gaetti	.262	162	588	55	154	206	29	4	5	65	44	81	11	9
Gagne	.000	2	1	0	0	0	0	0	0	0	0	0	0	0
Hart	.172	13	29	0	5	5	0	0	0	5	1	2	0	0
Hatcher	.302	152	576	61	174	234	35	5	5	69	37	34	0	17
Hrbek	.311	149	559	80	174	292	31	3	27	107	65	87	1	17
Jimenez	.201	108	298	28	60	73	11	1	0	19	15	34	0	7
Laudner	.206	87	262	31	54	102	16	1	10	35	18	78	0	4
Meier	.238	59	147	18	35	45	8	1	0	13	6	9	0	5
Puckett	.296	128	557	63	165	187	12	5	0	31	16	69	14	11
Putnam	.079	14	38	1	3	4	1	0	0	4	4	12	0	0
Reed	.143	18	21	3	3	6	3	0	0	1	2	6	0	0
Speier	.212	12	33	2	7	7	0	0	0	1	3	7	0	1
Teufel	.262	157	568	76	149	227	30	3	14	61	76	73	1	18
Washington	.294	88	197	25	58	88	11	5	3	23	4	31	1	4
<b>TOTALS</b>	<b>.265</b>	<b>162</b>	<b>5562</b>	<b>673</b>	<b>1473</b>	<b>2140</b>	<b>259</b>	<b>33</b>	<b>114</b>	<b>636</b>	<b>437</b>	<b>735</b>	<b>39</b>	<b>138</b>

### PITCHING: (4TH IN A.L.)

PLAYER	W	L	ERA	G	GS	CG	SHO	SV	IP	H	R	ER	HR	BB	SO
Butcher	13	11	3.44	34	34	8	1	0	225.0	242	98	86	18	53	83
Castillo	2	1	1.78	10	2	0	0	0	25.1	14	7	5	2	19	7
Comstock	0	0	8.53	4	0	0	0	0	6.1	6	6	6	2	4	2
Davis	7	11	4.55	64	0	0	0	29	83.0	79	44	42	11	41	74
Filson	6	5	4.10	55	7	0	0	1	118.2	106	56	54	14	54	59
Hodge	4	3	4.77	25	15	0	0	0	100.0	116	59	53	13	29	59
Lysander	4	3	3.49	36	0	0	0	5	56.2	62	23	22	2	27	22
O'Connor	0	0	1.93	2	0	0	0	0	4.2	1	1	1	1	4	0
Pashnick	2	1	3.52	13	1	0	0	0	38.1	38	19	15	3	11	10
Schrom	5	11	4.47	25	21	3	0	0	137.0	156	75	68	15	41	49
Smithson	15	13	3.68	36	36	10	1	0	252.0	246	113	103	35	54	144
Viola	18	12	3.21	35	35	10	4	0	257.2	225	101	92	28	73	149
Walters	0	3	3.72	23	0	0	0	2	29.0	31	14	12	1	14	10
Wardle	0	0	4.50	2	0	0	0	0	4.0	3	2	2	2	0	5
Whitehouse	2	2	3.16	30	0	0	0	1	31.1	29	11	11	3	17	18
Williams	3	5	5.77	17	11	1	0	0	68.2	75	46	44	9	22	22
TOTALS	81	81	3.85	162	32	9	38	38	1437.2	1429	675	615	159	463	713



## 1985 TWINS STATISTICS

### BATTING: (6TH IN A.L.)

PLAYER	AVG	G	AB	R	H	TB	2B	3B	HR	RBI	BB	SO	SB	GDP
Brunansky	.242	157	567	71	137	254	28	4	27	90	71	86	5	12
Bush	.239	97	234	26	56	105	13	3	10	35	24	30	3	3
Engle	.256	70	172	28	44	77	8	2	7	25	21	28	2	3
Espinoza	.263	32	57	5	15	17	2	0	0	9	1	9	0	2
Funderburk	.314	23	70	7	22	37	7	1	2	13	5	12	0	4
Gaetti	.246	160	560	71	138	229	31	0	20	63	37	89	13	15
Gagne	.225	114	293	37	66	93	15	3	2	23	20	57	10	5
Hatcher	.282	116	444	46	125	162	28	0	3	49	16	23	0	15
Hrbek	.278	158	593	78	165	263	31	2	21	93	67	87	1	12
Laudner	.238	72	164	16	39	65	5	0	7	19	12	45	0	2
Lombardozzi	.370	28	54	10	20	26	4	1	0	6	6	6	3	0
Meier	.260	71	104	15	27	36	6	0	1	8	18	12	0	0
Puckett	.288	161	691	80	199	266	29	13	4	74	41	87	21	9
Reed	.200	7	10	2	2	2	0	0	0	0	0	3	0	0
Salas	.300	120	360	51	108	165	20	5	9	41	18	37	0	7
Smalley	.258	129	388	57	100	156	20	0	12	45	60	65	0	8
Stenhouse	.223	81	179	23	40	60	5	0	5	21	29	18	1	3
Teufel	.260	138	434	58	113	173	24	3	10	50	48	70	4	14
Washington	.274	70	135	24	37	54	6	4	1	14	8	15	5	3
<b>TOTALS</b>	<b>.264</b>	<b>162</b>	<b>5509</b>	<b>705</b>	<b>1453</b>	<b>2240</b>	<b>282</b>	<b>41</b>	<b>141</b>	<b>678</b>	<b>502</b>	<b>779</b>	<b>68</b>	<b>117</b>

### PITCHING: (11TH IN A.L.)

PLAYER	W	L	ERA	G	GS	CG	SHO	SV	IP	H	R	ER	HR	BB	SO
Blyleven	8	5	3.00	14	14	9	1	0	114.0	101	45	38	9	26	77
Brown	0	0	6.89	6	0	0	0	0	15.2	21	13	12	1	7	5
Burt	2	2	3.81	5	2	0	0	0	28.1	20	13	12	2	7	9
Butcher	11	14	4.98	34	33	8	2	0	207.2	239	125	115	24	43	92
Davis	2	6	3.48	57	0	0	0	25	64.2	55	28	25	7	35	72
Eufemia	4	2	3.79	39	0	0	0	2	61.2	56	27	26	7	21	30
Filson	4	5	3.67	40	6	1	0	2	95.2	93	42	39	13	30	42
Howe	2	3	6.16	13	0	0	0	0	19.0	28	16	13	1	7	10
Klawitter	0	0	6.75	7	2	0	0	0	9.1	7	7	7	2	13	5
Lysander	0	2	6.05	35	1	0	0	3	61.0	72	43	41	3	22	26
Portugal	1	3	5.55	6	4	0	0	0	24.1	24	16	15	3	14	12
Schrom	9	12	4.99	29	26	6	0	0	160.2	164	95	89	28	59	74
Smithson	15	14	4.34	37	37	8	3	0	257.0	264	134	124	25	78	127
Viola	18	14	4.09	36	36	9	0	0	250.2	262	136	114	26	68	135
Wardle	1	3	5.51	35	0	0	0	1	49.0	49	32	30	9	28	47
Whitehouse	0	0	11.05	5	0	0	0	1	7.1	12	9	9	4	2	4
Yett	0	0	27.00	1	1	0	0	0	0.1	1	1	1	0	2	0
TOTALS	77	85	4.48	162	41	7	34	1426.1	1468	782	710	164	462	767	

## 1986 TWINS STATISTICS

### BATTING: (7TH IN A.L.)

PLAYER	AVG	G	AB	R	H	TB	2B	3B	HR	RBI	BB	SO	SB	GDP
Anderson		1	0	0	0	0	0	0	0	0	0	0	0	0
Beane	.213	80	183	20	39	54	6	0	3	15	11	54	2	6
Brunansky	.256	157	593	69	152	251	28	1	23	75	53	98	12	15
Bush	.269	130	357	50	96	150	19	7	7	45	39	63	5	7
David	.200	5	5	0	1	1	0	0	0	0	0	2	0	0
Davidson	.118	36	68	5	8	11	3	0	0	2	6	22	2	1
Espinoza	.214	37	42	4	9	10	1	0	0	1	1	10	0	0
Fontenot	.000	1	1	0	0	0	0	0	0	0	0	1	0	0
Gaetti	.287	157	596	91	171	309	34	1	34	108	52	108	14	18
Gagne	.250	156	472	63	118	188	22	6	12	54	30	108	12	4
Hatcher	.278	115	317	40	88	116	13	3	3	32	19	26	2	8
Hrbek	.267	149	550	85	147	263	27	1	29	91	71	81	2	15
Laudner	.244	76	193	21	47	87	10	0	10	29	24	56	1	5
Lombardozzi	.227	156	453	53	103	157	20	5	8	33	52	76	3	8
Pittaro	.095	11	21	0	2	2	0	0	0	0	0	8	0	0
Puckett	.328	161	680	119	223	365	37	6	31	96	34	99	20	14
Reed	.236	68	165	13	39	53	6	1	2	9	16	19	1	2
Salas	.233	91	258	28	60	99	7	4	8	33	18	32	3	8
Sanchez	.125	8	16	1	2	2	0	0	0	1	1	8	0	2
Smalley	.246	143	459	59	113	201	20	4	20	57	68	80	1	10
Washington	.257	48	74	15	19	34	3	0	4	11	3	21	1	0
Woods	.321	23	28	5	9	16	1	0	2	8	3	5	0	0
<b>TOTALS</b>	<b>.261</b>	<b>162</b>	<b>5531</b>	<b>741</b>	<b>1446</b>	<b>2369</b>	<b>257</b>	<b>39</b>	<b>196</b>	<b>700</b>	<b>501</b>	<b>977</b>	<b>81</b>	<b>123</b>

### PITCHING: (14TH IN A.L.)

PLAYER	W	L	ERA	G	GS	CG	SHO	SV	IP	H	R	ER	HR	BB	SO
Agosto	1	2	8.85	17	1	0	0	1	20.1	43	25	20	1	14	9
Anderson	3	6	5.55	21	10	1	0	0	84.1	106	54	52	11	30	51
Atherton	5	8	3.75	47	0	0	0	10	81.2	82	37	34	9	35	59
Blyleven	17	14	4.01	36	36	16	3	0	271.2	262	134	121	50	58	215
Burt	0	0	31.50	3	0	0	0	0	2.0	7	7	7	1	3	1
Butcher	0	3	6.30	16	10	1	0	0	70.0	82	50	49	11	24	29
Davis	2	6	9.08	36	0	0	0	2	38.2	55	42	39	7	29	30
Filson	0	0	5.68	4	0	0	0	0	6.1	13	4	4	1	2	4
Fontenot	0	0	9.92	15	0	0	0	0	16.1	27	19	18	3	4	10
Frazier	1	1	4.39	15	0	0	0	6	26.2	23	13	13	2	16	25
Heaton	4	9	3.98	21	17	3	0	1	124.1	128	60	55	18	47	66
Jackson	0	1	3.86	28	0	0	0	1	58.1	57	29	25	7	16	32
Latham	0	1	7.31	7	2	0	0	0	16.0	24	14	13	1	6	8
Pastore	3	1	4.01	33	1	0	0	2	49.1	54	28	22	4	24	18
Portugal	6	10	4.31	27	15	3	0	1	112.2	112	56	54	10	50	67
Smith	0	2	6.97	5	0	0	0	0	10.1	13	8	8	1	5	8
Smithson	13	14	4.77	34	33	8	1	0	198.0	234	123	105	26	57	114
Viola	16	13	4.51	37	37	7	1	0	245.2	257	136	123	37	83	191
TOTALS	71	91	4.77	162	39	6	24	1432.2	1579	839	759	200	503	937	

YEAR TO YEAR  
2014



## 1987 TWINS STATISTICS

### BATTING: (10TH IN A.L.)

PLAYER	AVG	G	AB	R	H	TB	2B	3B	HR	RBI	BB	SO	SB	GDP
Baylor	.286	20	49	3	14	15	1	0	0	6	5	12	0	3
Beane	.267	12	15	1	4	6	2	0	0	1	0	6	0	0
Brunansky	.259	155	532	83	138	260	22	2	32	85	74	104	11	12
Bush	.253	122	293	46	74	121	10	2	11	46	43	49	10	6
Butera	.171	51	111	7	19	27	5	0	1	12	7	16	0	7
Davidson	.267	102	150	32	40	49	4	1	1	14	13	26	9	4
Gaetti	.257	154	584	95	150	283	36	2	31	109	37	92	10	25
Gagne	.265	137	437	68	116	188	28	7	10	40	25	84	6	3
Gladden	.249	121	438	69	109	158	21	2	8	38	38	72	25	8
Hrbek	.285	143	477	85	136	260	20	1	34	90	84	60	5	13
Larkin	.266	85	233	23	62	89	11	2	4	28	25	31	1	4
Laudner	.191	113	288	30	55	112	7	1	16	4	23	80	1	4
Lombardozi	.238	136	432	51	103	152	19	3	8	38	33	66	5	10
Newman	.221	110	307	44	68	93	15	5	0	29	34	27	15	5
Nieto	.200	41	105	7	21	33	7	1	1	12	8	24	0	1
Pittaro	.333	14	12	6	4	4	0	0	0	0	1	0	1	0
Puckett	.332	157	624	96	207	333	32	5	28	99	32	91	12	15
Salas	.378	22	45	8	17	28	2	0	3	9	5	6	0	0
Smalley	.275	110	309	32	85	127	16	1	8	34	36	52	2	7
TOTALS	.261	162	5441	786	1422	2338	258	35	196	733	523	898	113	127

### PITCHING: (10TH IN A.L.)

PLAYER	W	L	ERA	G	GS	CG	SHO	SV	IP	H	R	ER	HR	BB	SO
Anderson	1	0	10.95	4	2	0	0	0	12.1	20	15	15	3	10	3
Atherton	7	5	4.54	59	0	0	0	2	79.1	81	46	40	10	30	51
Berenguer	8	1	3.94	47	6	0	0	4	112.0	100	51	49	10	47	110
Bittiger	1	0	5.40	3	1	0	0	0	8.1	11	5	5	2	0	5
Byleven	15	12	4.01	37	37	8	1	0	267.0	249	132	119	46	101	196
Carlton	1	5	6.70	9	7	0	0	0	43.0	54	35	32	7	23	20
Frazier	5	5	4.98	54	0	0	0	2	81.1	77	49	45	9	51	58
Klink	0	1	6.65	12	0	0	0	0	23.0	37	18	17	4	11	17
Niekro	4	9	6.26	19	18	0	0	0	96.1	115	76	67	11	45	54
Niemann	1	0	8.44	6	0	0	0	0	5.1	3	5	5	0	7	1
Portugal	1	3	7.77	13	7	0	0	0	44.0	58	40	38	13	24	28
Reardon	8	8	4.48	63	0	0	0	31	80.1	70	41	40	14	28	83
Schatzeder	3	1	6.39	30	1	0	0	0	43.2	64	37	31	8	18	30
Smith	1	0	4.96	7	1	0	0	0	16.1	20	10	9	3	6	8
Smithson	4	7	5.94	21	20	0	0	0	109.0	126	76	72	17	38	53
Straker	8	10	4.37	31	26	1	0	0	154.1	150	79	75	24	59	76
Viola	17	10	2.90	36	36	7	1	0	251.2	230	91	81	29	66	197
TOTALS	85	77	4.63	162	16	4	39	1427.1	1465	806	734	210	564	990	

## 1988 TWINS STATISTICS

### BATTING: (2ND IN MAJORS)

PLAYER	AVG	G	AB	R	H	TB	2B	3B	HR	RBI	BB	SO	SB	GDP
Baker	.000	11	7	1	0	0	0	0	0	0	0	5	0	0
Brunansky	.184	14	49	5	9	13	1	0	1	6	7	11	1	0
Bullock	.294	16	17	3	5	5	0	0	0	3	3	1	1	0
Bush	.261	136	394	51	103	171	20	3	14	51	58	49	8	8
Christensen	.263	23	38	5	10	14	4	0	0	5	3	5	0	1
Davidson	.217	100	106	22	23	33	7	0	1	10	10	20	3	3
Dwyer	.293	20	41	6	12	19	1	0	2	15	13	8	0	1
Gaetti	.301	133	468	66	141	258	29	2	28	88	36	85	7	10
Gagne	.236	149	461	70	109	183	20	6	14	48	27	110	15	13
Gladden	.269	141	576	91	155	232	32	6	11	62	46	74	28	9
Harper	.295	60	166	15	49	71	11	1	3	20	10	12	0	12
Herr	.263	86	304	42	80	99	16	0	1	21	40	47	10	9
Hrbek	.312	143	510	75	159	265	31	0	25	76	67	54	0	9
Larkin	.267	149	505	56	135	193	30	2	8	70	68	55	3	12
Laudner	.251	117	375	38	94	153	18	1	13	54	36	89	0	14
Lombardozi	.209	103	287	34	60	88	15	2	3	27	35	48	2	2
Lowry	.000	6	7	0	0	0	0	0	0	0	0	2	0	0
Moses	.316	105	206	33	65	87	10	3	2	12	15	21	11	4
Newman	.223	105	260	35	58	65	7	0	0	19	29	34	12	4
Nieto	.067	24	60	1	4	4	0	0	0	0	1	17	0	2
Puckett	.356	158	657	109	234	358	42	5	24	121	23	83	6	17
Torve	.188	12	16	1	3	6	0	0	1	2	1	2	0	0
TOTALS	.274	162	5510	759	1508	2317	294	31	151	710	528	832	107	130

### PITCHING: (6TH IN A.L.)

PLAYER	W	L	ERA	G	GS	CG	SHO	SV	IP	H	R	ER	HR	BB	SO
Anderson	16	9	2.45	30	30	3	1	0	202.1	199	70	55	14	37	83
Atherton	7	5	3.41	49	0	0	0	3	74.0	65	29	28	10	22	43
Berenguer	8	4	3.96	57	1	0	0	2	100.0	74	44	44	7	61	99
Best	0	0	6.00	11	0	0	0	0	12.0	15	9	8	1	7	9
Byleven	10	17	5.43	33	33	7	0	0	207.1	240	128	125	21	51	145
Carlton	0	1	16.76	4	1	0	0	0	9.2	20	19	18	5	5	5
Gladden	0	0	0.00	1	0	0	0	0	1.0	0	0	0	0	0	0
Gonzalez	0	0	3.38	16	0	0	0	1	21.1	20	8	8	4	8	19
Lea	7	7	4.85	24	23	0	0	0	130.0	156	79	70	19	50	72
Martinez	0	0	18.00	3	0	0	0	0	4.0	8	9	8	1	4	3
Mason	0	1	10.80	5	0	0	0	0	6.2	8	8	8	1	9	7
Niekro	1	1	10.03	5	2	0	0	0	11.2	16	13	13	2	9	7
Portugal	3	3	4.53	26	0	0	0	3	57.2	60	30	29	11	17	31
Reardon	2	4	2.47	63	0	0	0	42	73.0	68	21	20	6	15	56
Schatzeder	0	1	1.74	10	0	0	0	0	10.1	8	2	2	1	5	7
Smith	3	0	2.68	9	4	0	0	0	37.0	29	12	11	3	12	17
Straker	2	5	3.92	16	14	1	1	1	82.2	86	39	36	8	25	23
Toliver	7	6	4.24	21	19	0	0	0	114.2	116	57	54	8	52	69
Viola	24	7	2.64	35	35	7	2	0	255.1	236	80	75	20	54	193
Winn	1	0	6.00	9	0	0	0	0	21.0	33	15	14	4	10	9
TOTALS	91	71	3.93	162	18	9	52	1431.2	1457	672	625	146	453	897	



## 1989 TWINS STATISTICS

### BATTING: (2ND IN MAJORS)

PLAYER	AVG	G	AB	R	H	TB	2B	3B	HR	RBI	BB	SO	SB	GDP
Anderson	.000	1	1	0	0	0	0	0	0	0	0	1	0	0
Backman	.231	87	299	33	69	85	9	2	1	26	32	45	1	4
Baker	.295	43	78	17	23	30	5	1	0	9	9	18	0	0
Bush	.263	141	391	60	103	170	17	4	14	54	48	73	5	16
Castillo	.257	94	218	23	56	99	13	3	8	33	15	40	1	5
Dwyer	.316	88	225	34	71	91	11	0	3	23	28	23	2	6
Gaetti	.251	130	498	63	125	201	11	4	19	75	25	87	6	12
Gagne	.272	149	460	69	125	195	29	7	9	48	17	80	11	10
Gladden	.295	121	461	69	136	189	23	3	8	46	23	53	23	6
Hale	.209	28	67	6	14	17	3	0	0	4	1	6	0	0
Harper	.325	126	385	43	125	173	24	0	8	57	13	16	2	11
Hrbek	.272	109	375	59	102	194	17	0	25	84	53	35	3	6
Jorgensen	.174	10	23	1	4	5	1	0	0	2	4	5	0	1
Larkin	.267	136	446	61	119	164	25	1	6	46	54	57	5	13
Laudner	.222	100	239	24	53	84	11	1	6	27	25	65	1	7
Mercado	.105	19	38	1	4	4	0	0	0	1	4	4	1	0
Moses	.281	129	242	33	68	89	12	3	1	31	19	23	14	5
Newman	.253	141	446	62	113	135	18	2	0	38	59	46	25	3
Olson	.500	3	2	0	1	1	0	0	0	0	0	0	0	0
Puckett	.339	159	635	75	215	295	45	4	9	85	41	59	11	21
Rodriguez	.455	6	11	2	5	7	2	0	0	0	0	1	0	0
Sorrento	.238	14	21	2	5	5	0	0	0	1	5	4	0	0
Toliver		1	0	0	0	0	0	0	0	0	0	0	0	0
Webster	.300	14	20	3	6	8	2	0	0	1	3	2	0	0
<b>TOTALS</b>	<b>.276</b>	<b>162</b>	<b>5581</b>	<b>740</b>	<b>1542</b>	<b>2241</b>	<b>278</b>	<b>35</b>	<b>117</b>	<b>691</b>	<b>478</b>	<b>743</b>	<b>111</b>	<b>126</b>

### PITCHING: (12TH IN A.L.)

PLAYER	W	L	ERA	G	GS	CG	SHO	SV	IP	H	R	ER	HR	BB	SO
Aguilera	3	5	3.21	11	11	3	0	0	75.2	71	32	27	5	17	57
Anderson	17	10	3.80	33	33	4	1	0	196.2	214	97	83	15	53	69
Berenguer	9	3	3.48	56	0	0	0	3	106.0	96	44	41	11	47	93
Booker	0	0	4.15	6	0	0	0	0	8.2	11	4	4	1	2	3
Cook	0	1	5.06	15	0	0	0	0	21.1	22	12	12	1	17	15
Drummond	0	0	3.86	8	0	0	0	1	16.1	16	7	7	0	8	9
Dyer	4	7	4.82	16	12	1	0	0	71.0	74	43	38	2	37	37
Gladden	0	0	9.00	1	0	0	0	0	1.0	2	1	1	0	1	0
Gonzalez	3	2	4.66	22	0	0	0	0	29.0	32	17	15	2	11	25
Guthrie	2	4	4.55	13	8	0	0	0	57.1	66	32	29	7	21	38
Moses	0	0	0.00	1	0	0	0	0	1.0	0	0	0	0	1	0
Oliveras	3	4	4.53	12	8	1	0	0	55.2	64	28	28	8	15	24
Rawley	5	12	5.21	27	25	1	0	0	145.0	167	89	84	19	60	68
Reardon	5	4	4.07	65	0	0	0	31	73.0	68	33	33	8	12	46
Shields	0	1	7.79	11	0	0	0	0	17.1	28	18	15	3	6	12
Smith	10	6	3.92	32	26	2	0	1	172.1	180	82	75	22	51	92
St. Claire	1	0	5.24	14	0	0	0	1	22.1	19	13	13	4	10	14
Tapani	2	2	3.86	5	5	0	0	0	32.2	34	15	14	2	8	21
Toliver	1	3	7.76	7	5	0	0	0	29.0	39	26	25	2	15	11
Tunnell	1	0	6.0	10	0	0	0	0	12.0	18	8	8	1	6	7
Viola	8	12	3.79	24	24	7	1	0	175.2	171	80	74	17	47	138
Wayne	3	4	3.30	60	0	0	0	1	71.0	55	28	26	4	36	41
West	3	2	6.41	10	5	0	0	0	39.1	48	29	28	5	19	31
TOTALS	80	82	4.28	162	19	8	38	1429.1	1495	738	680	139	500	851	

## 1990 TWINS STATISTICS

### BATTING: (4TH IN A.L.)

PLAYER	AVG	G	AB	R	H	TB	2B	3B	HR	RBI	BB	SO	SB	GDP
Baker	.000	3	1	0	0	0	0	0	0	0	0	0	0	0
Bush	.243	73	181	17	44	70	8	0	6	18	21	27	0	2
Castillo	.219	64	137	11	30	34	4	0	0	12	3	23	0	1
Dwyer	.190	37	63	7	12	15	0	0	1	5	12	7	0	2
Gaetti	.229	154	577	61	132	217	27	5	16	85	36	101	6	22
Gagne	.235	138	388	38	91	140	22	3	7	38	24	76	8	5
Gladden	.275	136	534	64	147	201	27	6	5	40	26	67	25	17
Hale	.000	1	2	0	0	0	0	0	0	2	0	1	0	0
Harper	.294	134	479	61	141	207	42	3	6	54	19	27	3	20
Hrbek	.287	143	492	61	141	233	26	0	22	79	69	45	5	17
Larkin	.269	119	401	46	108	157	26	4	5	42	42	55	5	6
Leius	.240	14	25	4	6	10	1	0	1	4	2	2	0	2
Liriano	.254	53	185	30	47	66	5	7	0	13	22	24	5	3
Mack	.326	125	313	50	102	144	10	4	8	44	29	69	13	7
Manrique	.237	69	228	22	54	79	10	0	5	29	4	35	2	8
Moses	.221	115	172	26	38	46	3	1	1	14	19	19	2	4
Munoz	.271	22	85	13	23	29	4	1	0	5	2	16	3	3
Newman	.242	144	388	43	94	108	14	0	0	30	33	34	13	7
Ortiz	.335	71	170	18	57	66	7	1	0	18	12	16	0	4
Puckett	.298	146	551	82	164	246	40	3	12	80	57	73	5	15
Sorrento	.207	41	121	11	25	46	4	1	5	13	12	31	1	3
Webster	.333	2	6	1	2	3	1	0	0	0	1	1	0	0
<b>TOTALS</b>	<b>.265</b>	<b>162</b>	<b>5499</b>	<b>666</b>	<b>1458</b>	<b>2117</b>	<b>281</b>	<b>39</b>	<b>100</b>	<b>625</b>	<b>445</b>	<b>749</b>	<b>96</b>	<b>148</b>

## DID YOU Know?

...that in 1976, Twins pitcher Bill Campbell went 17-5 with a 3.00 ERA and 20 saves in 78 relief appearances. He became the second player in major league history to win and save at least 15 games in a season since saves became an official statistic in 1969 (Dodger's Mike Marshall won 15 and saved 21 in 1974). Campbell's 17 victories tied the American League record for wins in relief. In 1977, Twins reliever Tom Johnson became the third player in major league history to win and save at least 15 games. He finished the season 16-7 with a 3.12 ERA and 15 saves in 71 relief appearances.



## 1990 TWINS STATISTICS

### PITCHING: (11TH IN A.L.)

PLAYER	W	L	ERA	G	GS	CG	SHO	SV	IP	H	R	ER	HR	BB	SO
Abbott	0	5	5.97	7	7	0	0	0	34.2	37	24	23	0	28	25
Aguilera	5	3	2.76	56	0	0	0	32	65.1	55	27	20	5	19	61
Anderson	7	18	4.53	31	31	5	1	0	188.2	214	106	95	20	39	82
Berenguer	8	5	3.41	51	0	0	0	0	100.1	85	43	38	9	58	77
Candelaria	7	3	3.39	34	1	0	0	4	58.1	55	23	22	9	9	44
Casian	2	1	3.22	5	3	0	0	0	22.1	26	9	8	2	4	11
Drummond	3	5	4.35	35	4	0	0	1	91.0	104	46	44	8	36	49
Erickson	8	4	2.87	19	17	1	0	0	113.0	108	49	36	9	51	53
Garces	0	0	1.59	5	0	0	0	2	5.2	4	2	1	0	4	1
Guthrie	7	9	3.79	24	21	3	1	0	144.2	154	65	61	8	39	101
Leach	2	5	3.20	55	0	0	0	2	81.2	84	31	29	2	21	46
Moses	0	0	13.50	2	0	0	0	0	2.0	5	3	3	0	2	0
Savage	0	2	8.31	17	0	0	0	1	26.0	37	26	24	3	11	12
Smith	5	10	4.81	32	23	1	1	0	153.1	191	91	82	20	47	87
Tapani	12	8	4.07	28	28	1	1	0	159.1	164	75	72	12	29	101
Wayne	1	1	4.19	38	0	0	0	1	38.2	38	19	18	5	13	28
West	7	9	5.10	29	27	2	0	0	146.1	142	88	83	21	78	92
Yett	0	0	2.08	4	0	0	0	0	4.1	6	2	1	1	1	2
TOTALS	74	88	4.12	162	13	13	43	1435.2	1509	729	658	134	489	872	

## 1991 TWINS STATISTICS

### BATTING: (1ST IN MAJORS)

PLAYER	AVG	G	AB	R	H	TB	2B	3B	HR	RBI	BB	SO	SB	GDP
Brown	.216	38	37	10	8	8	0	0	0	0	2	8	7	0
Bush	.303	93	165	21	50	80	10	1	6	23	24	25	0	5
Castillo	.167	9	12	0	2	4	0	1	0	0	0	2	0	0
Davis	.277	153	534	84	148	271	34	1	29	93	95	117	5	9
Gagne	.265	139	408	52	108	161	23	3	8	42	26	72	11	15
Gladden	.247	126	461	65	114	164	14	9	6	52	36	60	15	13
Harper	.311	123	441	54	137	197	28	1	10	69	14	22	1	14
Hrbek	.284	132	462	72	131	213	20	1	20	89	67	48	4	15
Knoblauch	.281	151	565	78	159	198	24	6	1	50	59	40	25	8
Larkin	.286	98	255	34	73	95	14	1	2	19	30	21	2	9
Leius	.286	109	199	35	57	83	7	2	5	20	30	35	5	4
Mack	.310	143	442	79	137	234	27	8	18	74	34	79	13	11
Munoz	.283	51	138	15	39	69	7	1	7	26	9	31	3	2
Newman	.191	118	246	25	47	52	5	0	0	19	23	21	4	5
Ortiz	.209	61	134	9	28	35	5	1	0	11	15	12	0	6
Pagliarulo	.279	121	365	38	102	140	20	0	6	36	21	55	1	9
Puckett	.319	152	611	92	195	281	29	6	15	89	31	78	11	27
Sorrento	.255	26	47	6	12	26	2	0	4	13	4	11	0	3
Webster	.294	18	34	7	10	20	1	0	3	8	6	10	0	2
<b>TOTALS</b>	<b>.280</b>	<b>162</b>	<b>5556</b>	<b>776</b>	<b>1557</b>	<b>2331</b>	<b>270</b>	<b>42</b>	<b>140</b>	<b>733</b>	<b>526</b>	<b>747</b>	<b>107</b>	<b>157</b>

### PITCHING: (3RD IN A.L.)

PLAYER	W	L	ERA	G	GS	CG	SHO	SV	IP	H	R	ER	HR	BB	SO
Abbott	3	1	4.75	15	3	0	0	0	47.1	38	27	25	5	36	43
Aguilera	4	5	2.35	63	0	0	0	42	69.0	44	20	18	3	30	61
Anderson	5	11	4.96	29	22	2	0	0	134.1	148	82	74	24	42	51
Banks	1	1	5.71	5	3	0	0	0	17.1	21	15	11	1	12	16
Bedrosian	5	3	4.42	56	0	0	0	6	77.1	70	42	38	11	35	44
Casian	0	0	7.36	15	0	0	0	0	18.1	28	16	15	4	7	6
Edens	2	2	4.09	8	6	0	0	0	33.0	34	15	15	2	10	19
Erickson	20	8	3.18	32	32	5	3	0	204.0	189	80	72	13	71	108
Guthrie	7	5	4.32	41	12	0	0	2	98.0	116	52	47	11	41	72
Leach	1	2	3.61	50	0	0	0	0	67.1	82	28	27	3	14	32
Morris	18	12	3.43	35	35	10	2	0	246.2	226	107	94	18	92	163
Neagle	0	1	4.05	7	3	0	0	0	20.0	28	9	9	3	7	14
Tapani	16	9	2.99	34	34	4	1	0	244.0	225	84	81	23	40	135
Wayne	1	0	5.11	8	0	0	0	1	12.1	11	7	7	1	4	7
West	4	4	4.54	15	12	0	0	0	71.1	66	37	36	13	28	52
Willis	8	3	2.63	40	0	0	0	2	89.0	76	31	26	4	19	53
TOTALS	95	67	3.69	162	21	12	53	1449.1	1402	652	595	139	488	876	

## 1992 TWINS STATISTICS

### BATTING: (1ST IN MAJORS)

PLAYER	AVG	G	AB	R	H	TB	2B	3B	HR	RBI	BB	SO	SB	GDP
Brito	.143	8	14	1	2	3	1	0	0	2	0	4	0	0
Brown	.067	35	15	8	1	1	0	0	0	0	0	4	2	0
Bruett	.250	56	76	7	19	23	4	0	0	2	2	12	6	0
Bush	.214	100	182	14	39	55	8	1	2	22	11	37	1	5
Davis	.288	138	444	63	128	195	27	2	12	66	73	76	4	11
Gagne	.246	146	439	53	108	152	23	0	7	39	19	83	6	11
Harper	.307	140	502	58	154	206	25	0	9	73	26	22	0	15
Hill	.294	25	51	7	15	18	3	0	0	2	5	6	0	0
Hrbek	.244	112	394	52	96	161	20	0	15	58	71	56	5	12
Jorgensen	.310	22	58	5	18	19	1	0	0	5	3	11	1	4
Knoblauch	.297	155	600	104	178	215	19	6	2	56	88	60	34	8
Larkin	.246	115	337	38	83	121	18	1	6	42	28	43	7	7
Leius	.249	129	409	50	102	130	18	2	2	35	34	61	6	10
Mack	.315	156	600	101	189	280	31	6	16	75	64	106	26	8
Munoz	.270	127	418	44	113	171	16	3	12	71	17	90	4	18
Pagliarulo	.200	42	105	10	21	25	4	0	0	9	1	17	1	1
Parks	.333	7	6	1	2	2	0	0	0	0	1	1	0	0
Puckett	.329	160	639	104	210	313	38	4	19	110	44	97	17	17
Quinones	.200	3	5	0	1	1	0	0	0	1	0	0	0	0
Reboulet	.190	73	137	15	26	38	7	1	1	16	23	26	3	0
Reed	.182	14	33	2	6	8	2	0	0	4	2	11	0	0
Webster	.280	53	118	10	33	48	10	1	1	13	9	11	0	3
<b>TOTALS</b>	<b>.277</b>	<b>162</b>	<b>5582</b>	<b>747</b>	<b>1544</b>	<b>2185</b>	<b>275</b>	<b>27</b>	<b>104</b>	<b>701</b>	<b>527</b>	<b>834</b>	<b>123</b>	<b>130</b>



## 1992 TWINS STATISTICS

### PITCHING: (3RD IN A.L.)

PLAYER	W	L	ERA	G	GS	CG	SHO	SV	IP	H	R	ER	HR	BB	SO
Abbott	0	0	3.27	6	0	0	0	0	11.0	12	4	4	1	5	13
Aguilera	2	6	2.84	64	0	0	0	41	66.2	60	28	21	7	17	52
Banks	4	4	5.70	16	12	0	0	0	71.0	80	46	45	6	37	37
Casian	1	0	2.70	6	0	0	0	0	6.2	7	2	2	0	1	2
Edens	6	3	2.83	52	0	0	0	3	76.1	65	26	24	1	36	57
Erickson	13	12	3.40	32	32	5	3	0	212.0	197	86	80	18	83	101
Gozzo	0	0	27.00	2	0	0	0	0	1.2	7	5	5	2	0	1
Guthrie	2	3	2.88	54	0	0	0	5	75.0	59	27	24	7	23	76
Kipper	3	3	4.42	25	0	0	0	0	38.2	40	23	19	8	14	22
Krueger	10	6	4.30	27	27	2	2	0	161.1	166	82	77	18	46	86
Mahomes	3	4	5.04	14	13	0	0	0	69.2	73	41	39	5	37	44
Smiley	16	9	3.21	34	34	5	2	0	241.0	205	93	86	17	65	163
Tapani	16	11	3.97	34	34	4	1	0	220.0	226	103	97	17	48	138
Trombley	3	2	3.30	10	7	0	0	0	46.1	43	20	17	5	17	38
Wayne	3	3	2.63	41	0	0	0	0	48.0	46	18	14	2	19	29
West	1	3	6.99	9	3	0	0	0	28.1	32	24	22	3	20	19
Willis	7	3	2.72	59	0	0	0	1	79.1	73	25	24	4	11	45
<b>TOTALS</b>	<b>90</b>	<b>72</b>	<b>3.70</b>	<b>162</b>		<b>16</b>	<b>13</b>	<b>50</b>	<b>1453.0</b>	<b>1391</b>	<b>653</b>	<b>598</b>	<b>121</b>	<b>479</b>	<b>923</b>

## 1993 TWINS STATISTICS

### BATTING: (8TH IN A.L.)

PLAYER	AVG	G	AB	R	H	TB	2B	3B	HR	RBI	BB	SO	SB	GDP
Becker	.286	3	7	3	2	4	2	0	0	0	5	4	1	0
Britto	.241	27	54	8	13	27	2	0	4	9	1	20	0	1
Bruett	.250	17	20	2	5	7	2	0	0	1	1	4	0	1
Bush	.156	35	45	1	7	9	2	0	0	3	7	13	0	3
Hale	.333	69	186	25	62	79	6	1	3	27	18	17	2	3
Harper	.304	147	530	52	161	225	26	1	12	73	29	29	1	15
Hocking	.139	15	36	7	5	6	1	0	0	0	6	8	1	1
Hrbek	.242	123	392	60	95	183	11	1	25	83	71	57	4	12
Jorgensen	.224	59	152	15	34	44	7	0	1	12	10	21	1	7
Knoblauch	.277	153	602	82	167	208	27	4	2	41	65	44	29	11
Larkin	.264	56	144	17	38	50	7	1	1	19	21	16	0	5
Lee	.152	15	33	3	5	6	1	0	0	4	1	4	0	0
Leius	.167	10	18	4	3	3	0	0	0	2	2	4	0	1
Mack	.276	128	503	66	139	207	30	4	10	61	41	76	15	13
Maksudian	.167	5	12	2	2	3	1	0	0	2	4	2	0	2
McCarty	.214	98	350	36	75	100	15	2	2	21	19	80	2	13
Meares	.251	111	346	33	87	107	14	3	0	33	7	52	4	11
Munoz	.233	104	326	34	76	128	11	1	13	38	25	97	1	7
Pagliarulo	.292	83	253	31	74	107	16	4	3	23	18	34	6	5
Parks	.200	7	20	3	4	4	0	0	0	1	1	2	0	0
Puckett	.296	156	622	89	184	295	39	3	22	89	47	93	8	15
Reboullet	.258	109	240	33	62	73	8	0	1	15	35	37	5	6
Stahoviak	.193	20	57	1	11	15	4	0	0	1	3	22	0	2
Webster	.198	49	106	14	21	26	2	0	1	8	11	8	1	1
Winfield	.271	143	547	72	148	242	27	2	21	76	45	106	2	15
<b>TOTALS</b>	<b>.264</b>	<b>162</b>	<b>5601</b>	<b>693</b>	<b>1480</b>	<b>2158</b>	<b>261</b>	<b>27</b>	<b>121</b>	<b>642</b>	<b>493</b>	<b>850</b>	<b>83</b>	<b>150</b>

### PITCHING: (13TH IN A.L.)

PLAYER	W	L	ERA	G	GS	CG	SHO	SV	IP	H	R	ER	HR	BB	SO
Aguilera	4	3	3.11	65	0	0	0	34	72.1	60	25	25	9	14	59
Banks	11	12	4.04	31	30	0	0	0	171.1	186	91	77	17	78	138
Brummett	2	1	5.74	5	5	0	0	0	26.2	29	17	17	3	15	10
Casian	5	3	3.02	54	0	0	0	1	56.2	59	23	19	1	14	31
Deshaies	11	13	4.41	27	27	1	0	0	167.1	159	85	82	24	51	80
Erickson	8	19	5.19	34	34	1	0	0	218.2	266	138	126	17	71	116
Garces	0	0	0.00	3	0	0	0	0	4.0	4	2	0	0	2	3
Guardado	3	8	6.18	19	16	0	0	0	94.2	123	68	65	13	36	46
Guthrie	2	1	4.71	22	0	0	0	0	21.0	20	11	11	2	16	15
Hartley	1	2	4.00	53	0	0	0	1	81.0	86	38	36	4	36	57
Mahomes	1	5	7.71	12	5	0	0	0	37.1	47	34	32	8	16	23
Merriman	1	1	9.67	19	0	0	0	0	27.0	36	29	29	3	23	14
Tapani	12	15	4.43	36	35	3	1	0	225.2	243	123	111	21	57	150
Trombley	6	6	4.88	44	10	0	0	2	114.1	131	72	62	15	41	85
Tsamis	1	2	6.19	41	0	0	0	1	68.1	86	51	47	9	27	30
Willis	3	0	3.10	53	0	0	0	5	58.0	56	23	20	2	17	44
<b>TOTALS</b>	<b>71</b>	<b>91</b>	<b>4.71</b>	<b>162</b>		<b>5</b>	<b>3</b>	<b>44</b>	<b>1444.1</b>	<b>1591</b>	<b>830</b>	<b>756</b>	<b>148</b>	<b>514</b>	<b>901</b>

## 1994 TWINS STATISTICS

### BATTING: (5TH IN A.L.)

PLAYER	AVG	G	AB	R	H	TB	2B	3B	HR	RBI	BB	SO	SB	GDP
Becker	.265	28	98	12	26	32	3	0	1	8	13	25	6	2
Cole	.296	105	345	68	102	139	15	5	4	23	44	60	29	3
Dunn	.229	14	35	2	8	13	5	0	0	4	1	12	0	1
Hale	.263	67	118	13	31	43	9	0	1	11	16	14	0	2
Hocking	.323	11	31	3	10	13	3	0	0	2	0	4	2	1
Hrbek	.270	81	274	34	74	115	11	0	10	53	37	28	0	8
Knoblauch	.312	109	445	85	139	205	45	3	5	51	41	56	35	13
Leius	.246	97	350	57	86	146	16	1	14	49	37	58	2	9
Mack	.333	81	303	55	101	171	21	2	15	61	32	51	4	11
Mahomes	.000	22	0	1	0	0	0	0	0	0	0	0	0	0
McCarty	.260	44	131	21	34	49	8	2	1	12	7	32	2	3
Meares	.266	80	229	29	61	81	12	1	2	24	14	50	5	3
Munoz	.295	75	244	35	72	124	15	2	11	36	19	67	0	4
Parks	.191	31	89	6	17	26	6	0	1	9	4	20	0	2
Puckett	.317	108	439	79	139	237	32	3	20	112	28	47	6	11
Reboullet	.259	74	189	28	49	71	11	1	3	23	18	23	0	6
Walbeck	.204	97	338	31	69	96	12	0	5	35	17	37	1	7
Winfield	.252	77	294	35	74	125	15	3	10	43	31	51	2	7
<b>TOTALS</b>	<b>.276</b>	<b>113</b>	<b>3952</b>	<b>594</b>	<b>1092</b>	<b>1686</b>	<b>239</b>	<b>23</b>	<b>103</b>	<b>556</b>	<b>359</b>	<b>635</b>	<b>94</b>	<b>93</b>



## 1994 TWINS STATISTICS

### PITCHING: (28TH IN MAJORS)

PLAYER	W	L	ERA	G	GS	CG	SHO	SV	IP	H	R	ER	HR	BB	SO
Aguilera	1	4	3.63	44	0	0	0	23	44.2	57	23	18	7	10	46
Campbell	1	0	2.92	14	0	0	0	0	24.2	20	8	8	2	5	15
Casian	1	3	7.08	33	0	0	0	1	40.2	57	34	32	11	12	18
Deshaies	6	12	7.39	25	25	0	0	0	130.1	170	109	107	30	54	78
Erickson	8	11	5.44	23	23	2	1	0	144.0	173	95	87	15	59	104
Garagozzo	0	0	9.64	7	0	0	0	0	9.1	9	10	10	3	13	3
Guardado	0	2	8.47	4	4	0	0	0	17.0	26	16	16	3	4	8
Guthrie	4	2	6.14	50	2	0	0	1	51.1	65	43	35	8	18	38
Mahomes	9	5	4.73	21	21	0	0	0	120.0	121	68	63	22	62	53
Merriman	0	1	6.35	15	0	0	0	0	17.0	18	13	12	0	14	10
Pulido	3	7	5.98	19	14	0	0	0	84.1	87	57	56	17	40	32
Schullstrom	0	0	2.77	9	0	0	0	1	13.0	13	7	4	0	5	13
Stevens	5	2	6.80	24	0	0	0	0	45.0	55	35	34	6	23	24
Tapani	11	7	4.62	24	24	4	1	0	156.0	181	86	80	13	39	91
Trombley	2	0	6.33	24	0	0	0	0	48.1	56	36	34	10	18	32
Willis	2	4	5.92	49	0	0	0	3	59.1	89	48	39	6	12	37
TOTALS	53	60	5.68	113	6	4	29	1005.0	1197	688	634	153	388	602	

## 1995 TWINS STATISTICS

### BATTING: (4TH IN A.L.)

PLAYER	AVG	G	AB	R	H	TB	2B	3B	HR	RBI	BB	SO	SB	GDP
Becker	.237	106	392	45	93	116	15	1	2	33	34	95	8	9
Brito	.200	5	5	1	1	4	0	0	1	1	0	3	0	1
Clark	.339	36	109	17	37	60	8	3	3	15	2	11	3	5
Cole	.342	28	79	10	27	37	3	2	1	14	8	15	1	0
Coomer	.257	37	101	15	26	46	3	1	5	19	9	11	0	9
Cordova	.277	137	512	81	142	249	27	4	24	84	52	111	20	10
Dunn	.000	5	6	0	0	0	0	0	0	0	1	3	0	0
Hale	.262	69	103	10	27	37	4	0	2	18	11	20	0	6
Hocking	.200	9	25	4	5	9	0	2	0	3	2	2	1	1
Ingram	.125	4	8	0	1	1	0	0	0	1	2	1	0	1
Knoblauch	.333	136	538	107	179	262	34	8	11	63	78	95	46	15
Lawton	.317	21	60	11	19	28	4	1	1	12	7	11	1	1
Leius	.247	117	372	51	92	130	16	5	4	45	49	54	2	14
Maas	.193	22	57	5	11	18	4	0	1	5	7	11	0	4
Masteller	.237	71	198	21	47	68	12	0	3	21	18	19	1	7
McCarthy	.218	25	55	10	12	17	3	1	0	4	4	18	0	1
Meares	.269	116	390	57	105	168	19	4	12	49	15	68	10	17
Merullo	.282	76	195	19	55	74	14	1	1	27	14	27	0	5
Munoz, P	.301	104	376	45	113	184	17	0	18	58	19	86	0	14
Puckett	.314	137	538	83	169	277	39	0	23	99	56	89	3	15
Raabe	.214	6	14	4	3	3	0	0	0	1	1	0	0	0
Reboullet	.292	87	216	39	63	86	11	0	4	23	27	34	1	3
Stahoviak	.266	94	263	28	70	98	19	0	3	23	30	61	5	3
Walbeck	.257	115	393	40	101	124	18	1	1	44	25	71	3	11
<b>TOTALS</b>	<b>.279</b>	<b>144</b>	<b>5005</b>	<b>703</b>	<b>1398</b>	<b>2096</b>	<b>270</b>	<b>34</b>	<b>120</b>	<b>662</b>	<b>471</b>	<b>916</b>	<b>105</b>	<b>152</b>

### PITCHING: (28TH IN MAJORS)

PLAYER	W	L	ERA	G	GS	CG	SHO	SV	IP	H	R	ER	HR	BB	SO
Aguilera	1	1	2.52	22	0	0	0	12	25.0	20	7	7	2	6	29
Campbell	0	0	4.66	6	0	0	0	0	9.2	8	5	5	0	5	5
Erickson	4	6	5.95	15	15	0	0	0	87.2	102	61	58	11	32	45
Guardado	4	9	5.12	51	5	0	0	2	91.1	99	54	52	13	45	71
Guthrie	5	3	4.46	36	0	0	0	0	42.1	47	22	21	5	16	48
Harris	0	5	8.82	7	6	0	0	0	32.2	50	35	32	5	16	21
Hawkins	2	3	8.67	6	6	1	0	0	27.0	39	29	26	3	12	9
Horsman	0	0	7.00	6	0	0	0	0	9.0	12	8	7	2	4	4
Klingensbeck	0	2	8.57	18	4	0	0	0	48.1	69	48	46	16	24	27
Mahomes	4	10	6.37	47	7	0	0	3	94.2	100	74	67	22	47	67
Munoz, O	2	1	5.60	10	3	0	0	0	35.1	40	28	22	6	17	25
Parra	1	5	7.59	12	12	0	0	0	61.2	83	59	52	11	22	29
Radke	11	14	5.32	29	28	2	1	0	181.0	195	112	107	32	47	75
Robertson	2	0	3.83	25	4	1	0	0	51.2	48	28	22	4	31	38
Rodriguez	5	6	5.38	16	16	0	0	0	90.1	93	64	54	8	47	45
Sanford	0	0	5.30	11	0	0	0	0	18.2	16	11	11	7	16	17
Schullstrom	0	0	6.89	37	0	0	0	0	47.0	66	36	36	8	22	21
Stevens	5	4	5.07	56	0	0	0	10	65.2	74	40	37	14	32	47
Tapani	6	11	4.92	20	20	3	1	0	133.2	155	79	73	21	34	88
Trombley	4	8	5.62	20	18	0	0	0	97.2	107	68	61	18	42	68
Watkins	0	0	5.40	27	0	0	0	0	21.2	22	14	13	2	11	11
Willis	0	0	94.50	3	0	0	0	0	0.2	5	7	7	0	5	0
TOTALS	56	88	5.76	144	7	2	27	1272.2	1450	889	815	210	533	790	

## TEN-OR-MORE YEARS WITH TWINS

### PLAYER

### YEARS

Tony Oliva  
Harmon Killebrew  
Kent Hrbek  
Jim Kaat  
Randy Bush  
Rod Carew  
Kirby Puckett  
Brad Radke  
Eddie Guardado  
Rick Aguilera  
Bert Blyleven

15 (1962-76)  
14 (1961-74)  
14 (1981-94)  
13 (1961-73)  
12 (1982-93)  
12 (1967-78)  
12 (1984-95)  
12 (1995-06)  
12 (1993-03, 08)  
11 (1989-99)  
11 (1970-76, 85-88)

### PLAYER

### YEARS

Denny Hocking  
Joe Mauer  
Justin Morneau  
Bob Allison  
Michael Cuddyer  
Greg Gagne  
Gary Gaetti  
Torii Hunter  
Jim Perry  
Rich Reese  
Roy Smalley

11 (1993-03)  
10 (2004-present)  
11 (2003-13)  
10 (1961-70)  
10 (2001-11)  
10 (1983-92)  
10 (1981-90)  
10 (1998-2007)  
10 (1963-72)  
10 (1964-73)  
10 (1976-82, 85-87)



## 1996 TWINS STATISTICS

### BATTING: (3RD IN A.L.)

PLAYER	AVG	G	AB	R	H	TB	2B	3B	HR	RBI	BB	SO	SB	GDP
Becker	.291	148	525	92	153	228	31	4	12	71	68	118	19	14
Brede	.300	10	20	2	6	8	0	1	0	2	1	5	0	1
Coomer	.296	95	233	34	69	119	12	1	12	41	17	24	3	10
Cordova	.309	145	569	97	176	272	46	1	16	111	53	96	11	18
Durant	.210	40	81	15	17	20	3	0	0	5	10	15	3	2
Hale	.276	85	87	8	24	32	5	0	1	16	10	6	0	3
Hocking	.197	49	127	16	25	34	6	0	1	10	8	24	3	3
Hollins	.242	121	422	71	102	167	26	0	13	53	71	102	6	9
Kelly	.323	98	322	41	104	147	17	4	6	47	23	53	10	17
Knoblauch	.341	153	578	140	197	299	35	14	13	72	98	74	45	9
Lawton	.258	79	252	34	65	92	7	1	6	42	28	28	4	6
Meares	.267	152	517	66	138	202	26	7	8	67	17	90	9	19
Molitor	.341	161	660	99	225	309	41	8	9	113	56	72	18	21
Myers	.286	97	329	37	94	140	22	3	6	47	19	52	0	11
Quinlan	.000	4	6	0	0	0	0	0	0	0	0	3	0	0
Raabe	.222	7	9	0	2	2	0	0	0	1	0	1	0	0
Reboulet	.222	107	234	20	52	61	9	0	0	23	25	34	4	10
Stahoviak	.284	130	405	72	115	190	30	3	13	61	59	114	3	9
Walbeck	.223	63	215	25	48	64	10	0	2	24	9	34	3	6
Walker	.256	25	82	8	21	27	6	0	0	6	4	13	2	4
<b>TOTALS</b>	<b>.288</b>	<b>162</b>	<b>5673</b>	<b>877</b>	<b>1633</b>	<b>2413</b>	<b>332</b>	<b>47</b>	<b>118</b>	<b>812</b>	<b>576</b>	<b>958</b>	<b>143</b>	<b>172</b>

### PITCHING: (12TH IN A.L.)

PLAYER	W	L	ERA	G	GS	CG	SHO	SV	IP	H	R	ER	HR	BB	SO
Aguilera	8	6	5.42	19	19	2	0	0	111.1	124	69	67	20	27	83
Aldred	6	5	5.09	25	17	0	0	0	122.0	134	73	69	20	42	75
Bennett	2	0	7.90	24	0	0	0	1	27.1	33	24	24	7	16	13
Guardado	6	5	5.25	83	0	0	0	4	73.2	61	45	43	12	33	74
Hansell	3	0	5.69	50	0	0	0	3	74.1	83	48	47	14	31	46
Hawkins	1	1	8.20	7	6	0	0	0	26.1	42	24	24	8	9	24
Klingenbeck	1	1	7.85	10	3	0	0	0	28.2	42	28	25	5	10	15
Mahomes	1	4	7.20	20	5	0	0	0	45.0	63	38	36	10	27	30
Milchin	2	1	8.31	26	0	0	0	0	21.2	31	21	20	6	12	19
Miller	1	2	9.23	7	7	0	0	0	26.1	45	29	27	7	9	15
Naulty	3	2	3.79	49	0	0	0	4	57.0	43	26	24	5	35	56
Parra	5	5	6.04	27	5	0	0	0	70.0	88	48	47	15	27	50
Radke	11	16	4.46	35	35	3	0	0	232.0	231	125	115	40	57	148
Robertson	7	17	5.12	36	31	5	3	0	186.1	197	113	106	22	116	114
Rodriguez	13	14	5.05	38	33	3	0	2	206.2	218	129	116	27	78	110
Serafini	0	1	10.38	1	1	0	0	0	4.1	7	5	5	1	2	1
Stevens	3	3	4.66	49	0	0	0	11	58.0	58	31	30	12	25	29
Trombley	5	1	3.01	43	0	0	0	6	68.2	61	24	23	2	25	57
<b>TOTALS</b>	<b>78</b>	<b>84</b>	<b>5.28</b>	<b>162</b>		<b>13</b>	<b>5</b>	<b>31</b>	<b>1439.2</b>	<b>1561</b>	<b>900</b>	<b>844</b>	<b>233</b>	<b>581</b>	<b>959</b>

## 1997 TWINS STATISTICS

### BATTING: (3RD IN A.L.)

PLAYER	AVG	G	AB	R	H	TB	2B	3B	HR	RBI	BB	SO	SB	GDP
Becker	.264	132	443	61	117	175	22	3	10	45	62	130	17	4
Brede	.274	61	190	25	52	74	11	1	3	21	21	38	7	1
Colbrunn	.281	70	217	24	61	90	14	0	5	26	8	38	1	7
Coomer	.298	140	523	63	156	229	30	2	13	85	22	91	4	11
Cordova	.246	103	378	44	93	164	18	4	15	51	30	92	5	13
Hocking	.257	115	253	28	65	91	12	4	2	25	18	51	3	6
Hunter		1	0	0	0	0	0	0	0	0	0	0	0	0
Jackson	.254	49	130	19	33	46	2	1	3	21	4	21	2	2
Kelly	.287	75	247	39	71	109	19	2	5	37	17	50	7	11
Knoblauch	.291	156	611	117	178	251	26	10	9	58	84	84	62	11
Latham	.182	15	22	4	4	5	1	0	0	1	0	8	0	0
Lawton	.248	142	460	74	114	191	29	3	14	60	76	81	7	7
Meares	.276	134	439	63	121	180	23	3	10	60	18	86	7	9
Miller,D	.273	25	66	5	18	25	1	0	2	13	2	12	0	2
Molitor	.305	135	538	63	164	234	32	4	10	89	45	73	11	8
Myers	.267	62	165	24	44	72	11	1	5	28	16	29	0	4
Ortiz	.327	15	49	10	16	22	3	0	1	6	2	19	0	1
Stahoviak	.229	91	275	33	63	110	17	0	10	33	24	73	5	7
Steinbach	.248	122	447	60	111	176	27	1	12	54	35	106	6	14
Valentin	.286	4	7	1	2	2	0	0	0	0	0	3	0	0
Walker	.237	52	156	15	37	55	7	1	3	16	11	30	7	5
Pitchers	.111	162	18	0	2	2	0	0	0	1	0	6	0	1
<b>TOTALS</b>	<b>.270</b>	<b>162</b>	<b>5634</b>	<b>772</b>	<b>1522</b>	<b>2303</b>	<b>305</b>	<b>40</b>	<b>132</b>	<b>730</b>	<b>495</b>	<b>1121</b>	<b>151</b>	<b>117</b>

### PITCHING: (12TH IN A.L.)

PLAYER	W	L	ERA	G	GS	CG	SHO	SV	IP	H	R	ER	HR	BB	SO
Aguilera	5	4	3.82	61	0	0	0	26	68.1	65	29	29	9	22	68
Aldred	2	10	7.68	17	15	0	0	0	77.1	102	66	66	20	28	33
Bowers	0	3	8.05	5	5	0	0	0	19.0	27	20	17	2	8	7
Guardado	0	4	3.91	69	0	0	0	1	46.0	45	23	20	7	17	54
Hawkins	6	12	5.84	20	20	0	0	0	103.1	134	71	67	19	47	58
Jarvis	0	0	12.46	6	2	0	0	0	13.0	23	18	18	4	8	9
Miller,T	1	5	7.63	13	7	0	0	0	48.1	64	49	41	8	23	26
Naulty	1	1	5.87	29	0	0	0	1	30.2	29	20	20	8	10	23
Olson	0	0	18.36	11	0	0	0	0	8.1	19	17	17	0	11	6
Radke	20	10	3.87	35	35	4	1	0	239.2	238	114	103	28	48	174
Ritchie	2	3	4.58	42	0	0	0	0	74.2	87	41	38	11	28	44
Robertson	8	12	5.69	31	26	0	0	0	147.0	169	105	93	19	70	69
Rodriguez	3	6	4.62	43	15	0	0	0	142.1	147	82	73	12	60	65
Serafini	2	1	3.42	6	4	1	0	0	26.1	27	11	10	1	11	15
Stevens	1	3	9	6	6	0	0	0	23.0	41	23	23	8	17	16
Swindell	7	4	3.58	65	1	0	0	1	115.2	102	46	46	12	25	75
Tewksbury	8	13	4.22	26	26	5	2	0	168.2	200	83	79	12	31	92
Trombley	2	3	4.37	67	0	0	0	1	82.1	77	43	40	7	31	74
<b>TOTALS</b>	<b>68</b>	<b>94</b>	<b>5.00</b>	<b>162</b>		<b>10</b>	<b>4</b>	<b>30</b>	<b>1434.0</b>	<b>1596</b>	<b>861</b>	<b>796</b>	<b>187</b>	<b>495</b>	<b>908</b>

YEAR TO YEAR  
2014



## 1998 TWINS STATISTICS

### BATTING: (9TH IN A.L.)

PLAYER	AVG	G	AB	R	H	TB	2B	3B	HR	RBI	BB	SO	SB	GDP
Coomer	.276	137	529	54	146	215	22	1	15	72	18	72	2	22
Cordova	.253	119	438	52	111	165	20	2	10	69	50	103	3	14
Gates	.249	107	333	31	83	107	15	0	3	42	36	46	3	6
Hocking	.202	110	198	32	40	57	6	1	3	15	16	44	2	2
Hunter	.235	6	17	0	4	5	1	0	0	2	2	6	0	1
Koskie	.138	11	29	2	4	7	0	0	1	2	2	10	0	0
Latham	.160	34	94	14	15	19	1	0	1	5	13	36	4	0
Lawton	.278	152	557	91	155	266	36	6	21	77	86	64	16	10
Meares	.260	149	543	56	141	200	26	3	9	70	24	86	7	12
Merced	.289	63	204	22	59	86	12	0	5	33	17	29	1	4
Mientkiewicz	.200	8	25	1	5	6	1	0	0	2	4	3	1	0
Molitor	.281	126	502	75	141	192	29	5	4	69	45	41	9	19
Nixon	.297	110	448	71	133	154	6	6	1	20	44	56	37	14
Ochoa	.257	94	249	35	64	88	14	2	2	25	10	35	6	7
Ortiz	.277	86	278	47	77	124	20	0	9	46	39	72	1	8
Pierzynski	.300	7	10	1	3	3	0	0	0	1	1	2	0	0
Shave	.250	19	40	7	10	16	3	0	1	5	3	10	1	0
Stahowiak	.105	9	19	1	2	5	0	0	1	1	0	7	0	0
Steinbach	.242	124	422	45	102	173	25	2	14	54	38	89	0	16
Valentin	.198	55	162	11	32	50	7	1	3	18	11	30	0	7
Walker	.316	143	528	84	167	250	41	3	12	62	47	65	19	13
Pitchers	.313	162	16	1	5	5	0	0	0	1	0	9	0	0
TOTALS	.266	162	5641	734	1499	2193	285	32	115	691	506	915	112	155

### PITCHING: (8TH IN A.L.)

PLAYER	W	L	ERA	G	GS	CG	SHO	SV	IP	H	R	ER	HR	BB	SO
Aguilera	4	9	4.24	68	0	0	0	38	74.1	75	35	35	8	15	57
Baptist	0	1	5.67	13	0	0	0	0	27.0	34	18	17	5	11	11
Carrasco	4	2	4.38	63	0	0	0	1	61.2	75	30	30	4	31	46
Guardado	3	1	4.52	79	0	0	0	0	65.2	66	34	33	10	28	53
Hawkins	7	14	5.25	33	33	0	0	0	190.1	227	126	111	27	61	105
Miller	0	2	3.86	14	0	0	0	0	23.1	25	10	10	0	11	23
Milton	8	14	5.64	32	32	1	0	0	172.1	195	113	108	25	70	107
Morgan	4	2	3.49	18	17	0	0	0	98.0	108	41	38	13	24	50
Naulty	0	2	4.94	19	0	0	0	0	23.2	25	16	13	3	10	15
Radke	12	14	4.30	32	32	5	1	0	213.2	238	109	102	23	43	146
Ritchie	0	0	5.63	15	0	0	0	0	24.0	30	17	15	1	9	21
Rodriguez	4	6	6.56	20	11	0	0	0	70.0	88	58	51	6	30	62
Sampson	1	0	1.56	5	2	0	0	0	17.1	10	3	3	0	6	16
Serafini	7	4	6.48	28	9	0	0	0	75.0	95	58	54	10	29	46
Swindell	3	3	3.66	52	0	0	0	2	66.1	67	27	27	10	18	45
Tewksbury	7	13	4.79	26	25	1	0	0	148.1	174	82	79	19	20	60
Trombley	6	5	3.63	77	1	0	0	1	96.2	90	41	39	16	41	89
TOTALS	70	92	4.75	162	7	8	42	1447.2	1622	818	764	180	457	952	

## 1999 TWINS STATISTICS

### BATTING: (11TH IN A.L.)

PLAYER	AVG	G	AB	R	H	TB	2B	3B	HR	RBI	BB	SO	SB	GDP
Allen	.277	137	481	69	133	190	21	3	10	46	37	89	14	10
Coomer	.263	127	467	53	123	198	25	1	16	65	30	69	2	16
Cordova	.285	124	425	62	121	197	28	3	14	70	48	96	13	22
Cummings	.263	16	38	1	10	13	0	0	1	9	3	7	2	0
Davidson	.136	12	22	3	3	3	0	0	0	3	0	4	2	2
Gates	.255	110	306	40	78	104	13	2	3	38	34	56	1	11
Guzman	.226	131	420	47	95	116	12	3	1	26	22	90	9	5
Hocking	.267	136	386	47	103	146	18	2	7	41	22	54	11	10
Hunter	.255	135	384	52	98	146	17	2	9	35	26	72	10	9
Jones	.289	95	322	54	93	148	24	2	9	44	17	63	3	7
Koskie	.310	117	342	42	106	160	21	0	11	58	40	72	4	6
Latham	.091	14	22	1	2	2	0	0	0	3	0	13	0	0
Lawton	.259	118	406	58	105	144	18	0	7	54	57	42	26	11
Mientkiewicz	.229	118	327	34	75	108	21	3	2	32	43	51	1	13
Ortiz	.000	10	20	1	0	0	0	0	0	0	5	12	0	2
Pierzynski	.273	9	22	3	6	8	2	0	0	3	1	4	0	0
Steinbach	.284	101	338	35	96	132	16	4	4	42	38	54	2	10
Valentin	.248	78	218	22	54	83	12	1	5	28	22	39	0	2
Walker	.279	143	531	62	148	211	37	4	6	46	52	83	18	15
Pitchers	.056	161	18	0	1	1	0	0	0	0	3	8	0	0
TOTALS	.264	161	5495	686	1450	2110	285	30	105	643	500	978	118	151

### PITCHING: (9TH IN A.L.)

PLAYER	W	L	ERA	G	GS	CG	SHO	SV	IP	H	R	ER	HR	BB	SO
Aguilera	3	1	1.27	17	0	0	0	6	21.1	10	3	3	2	2	13
Carrasco	2	3	4.96	39	0	0	0	1	49.0	48	29	27	3	18	35
Guardado	2	5	4.50	63	0	0	0	2	48.0	37	24	24	6	25	50
Hawkins	10	14	6.66	33	33	1	0	0	174.1	238	136	129	29	60	103
Lincoln	3	10	6.84	18	15	0	0	0	76.1	102	59	58	11	26	27
Mays	6	11	4.37	49	20	2	1	0	171.0	179	92	83	24	67	115
Miller	2	2	2.72	52	0	0	0	0	49.2	55	19	15	3	16	40
Milton	7	11	4.49	34	34	5	2	0	206.1	190	111	103	28	63	163
Perkins	1	7	6.54	29	12	0	0	0	86.2	117	69	63	14	43	44
Radke	12	14	3.75	33	33	4	0	0	218.2	239	97	91	28	44	121
Radlosky	0	1	12.46	7	0	0	0	0	8.2	15	12	12	7	4	3
Rath	0	1	11.57	5	1	0	0	0	4.2	6	6	6	1	5	1
Redman	1	0	8.53	5	1	0	0	0	12.2	17	13	12	3	7	11
Romero	0	0	3.72	5	0	0	0	0	9.2	13	4	4	0	0	4
Ryan	1	4	4.87	8	8	1	0	0	40.2	46	23	22	9	17	15
Sampson	3	2	8.11	30	4	0	0	0	71.0	107	65	64	17	34	56
Trombley	2	8	4.33	75	0	0	0	24	87.1	93	42	42	15	28	82
Wells	8	3	3.81	76	0	0	0	1	87.1	79	41	37	8	28	44
TOTALS	63	97	5.00	161	13	8	34	1423.1	1591	845	791	208	487	927	







## 2001 TWINS STATISTICS

### PITCHING: (7TH IN A.L.)

PLAYER	W	L	ERA	G	GS	CG	SH	SV	IP	H	R	ER	HR	HB	BB	SO	WP	BK	BAA
Balfour	0	0	13.50	2	0	0	0	0	2.2	3	4	4	2	0	3	2	0	0	.333
Carrasco	4	3	4.64	56	0	0	0	1	73.2	77	40	38	8	0	30	70	7	1	.277
Cressend	3	2	3.67	44	0	0	0	0	56.1	50	24	23	6	1	16	40	2	0	.237
Duval	0	0	7.71	8	0	0	0	0	4.2	7	4	4	1	0	2	4	1	0	.368
Fiore	0	1	5.68	4	0	0	0	0	6.1	5	4	4	0	0	2	5	0	0	.208
Guardado	7	1	3.51	67	0	0	0	12	66.2	47	27	26	5	1	23	67	4	0	.197
Hawkins	1	5	5.96	62	0	0	0	28	51.1	59	34	34	3	1	39	36	7	0	.291
Johnson	1	2	8.28	7	4	0	0	0	25.0	32	25	23	6	5	13	17	1	0	.323
Jones	1	0	3.26	24	0	0	0	2	19.1	27	8	7	3	0	7	15	0	0	.333
Lohse	4	7	5.68	19	16	0	0	0	90.1	102	60	57	16	8	29	64	5	0	.284
Mays	17	13	3.16	34	34	4	2	0	233.2	205	87	82	25	5	64	123	11	0	.235
Miller	1	4	4.81	45	0	0	0	0	48.2	54	30	26	5	1	20	30	1	0	.283
Milton	15	7	4.32	35	34	2	1	0	220.2	222	109	106	35	5	61	157	2	0	.257
Radke	15	11	3.94	33	33	6	2	0	226.0	235	105	99	24	10	26	137	4	1	.271
Redman	2	4	4.22	9	9	0	0	0	49.0	57	26	23	6	0	19	29	6	0	.286
Reed	4	6	5.19	12	12	0	0	0	67.2	92	45	39	12	4	14	43	1	0	.325
Rincon	0	0	6.35	4	0	0	0	0	5.2	7	5	4	1	0	5	4	0	0	.318
Romero	1	4	6.23	14	11	0	0	0	65.0	71	48	45	10	1	24	39	1	0	.277
Santana	1	0	4.74	15	4	0	0	0	43.2	50	25	23	6	3	16	28	3	0	.292
Thomas	0	2	9.37	5	5	0	0	0	16.1	20	17	17	6	1	14	6	2	0	.303
Wells	8	5	5.11	65	0	0	0	2	68.2	72	39	39	12	10	18	49	0	0	.273
TOTALS	85	77	4.51	162		12	8	45	1441.1	1494	766	723	192	56	445	965	58	2	.268

## 2002 TWINS STATISTICS

### BATTING: (5TH IN A.L.)

PLAYER	AVG	G	AB	R	H	2B	3B	HR	RBI	SH	SF	HB	BB	SO	SB	CS	E	OBP
Blake	.200	9	20	2	4	1	0	0	1	0	0	0	2	7	0	0	2	.273
Buchanan	.252	44	135	19	34	5	1	5	15	0	0	2	6	33	2	1	0	.294
Canizaro	.214	38	112	14	24	8	1	0	11	1	2	1	10	22	0	1	3	.280
Cuddyer	.259	41	112	12	29	7	0	4	13	1	1	1	8	30	2	0	1	.311
Guzman	.273	148	623	80	170	31	6	9	59	8	6	2	17	79	12	13	12	.292
Hocking	.250	102	260	28	65	13	0	2	25	4	5	1	24	44	0	2	10	.310
Hunter	.289	148	561	89	162	37	4	29	94	0	3	5	35	118	23	8	3	.334
Jones	.300	149	577	96	173	37	2	27	85	4	6	2	37	129	6	7	5	.341
Kielty	.291	112	289	49	84	14	3	12	46	0	2	5	52	66	4	1	0	.405
Koskie	.267	140	490	71	131	37	3	15	69	0	5	9	72	127	10	11	12	.368
Lamb	.100	7	10	0	1	0	0	0	0	0	0	0	0	2	0	0	0	.100
Lecroy	.260	63	181	19	47	11	1	7	27	0	2	0	13	38	0	2	1	.306
Mientkiewicz	.261	143	467	60	122	29	1	10	64	0	7	6	74	69	1	2	5	.365
Mohr	.269	120	383	55	103	23	2	12	45	2	0	1	31	86	6	3	2	.325
Morris	.000	4	7	0	0	0	0	0	0	0	0	0	0	1	0	0	0	.000
Ortiz	.272	125	412	52	112	32	1	20	75	0	8	3	43	87	1	2	1	.339
Pierzynski	.300	130	440	54	132	31	6	6	49	2	3	11	13	61	1	2	3	.334
Prince	.224	51	125	14	28	7	1	4	16	3	2	4	14	26	1	3	1	.317
Restovich	.308	8	13	3	4	0	0	1	1	0	0	0	1	4	1	0	0	.357
Rivas	.256	93	316	46	81	23	4	4	35	8	0	3	19	51	9	4	5	.305
Ryan	.091	7	11	3	1	0	0	0	0	0	0	0	0	2	0	0	0	.091
Sears	.333	7	12	2	4	2	0	0	0	0	0	0	0	1	0	0	0	.333
Valentin	.500	4	4	0	2	0	0	0	0	0	0	0	0	0	0	0	0	.500
Pitchers	.227	161	22	0	5	0	0	0	1	1	0	0	1	6	0	0	8	.261
<b>TOTALS</b>	<b>.272</b>	<b>161</b>	<b>5582</b>	<b>768</b>	<b>1518</b>	<b>348</b>	<b>36</b>	<b>167</b>	<b>731</b>	<b>34</b>	<b>52</b>	<b>56</b>	<b>472</b>	<b>1089</b>	<b>79</b>	<b>62</b>	<b>74</b>	<b>.332</b>

### PITCHING: (6TH IN A.L.)

PLAYER	W	L	ERA	G	GS	CG	SH	SV	IP	H	R	ER	HR	HB	BB	SO	WP	BK	BAA
Cressend	0	1	5.91	23	0	0	0	0	32.0	40	25	21	6	1	19	22	1	0	.305
Fiore	10	3	3.16	48	2	0	0	0	91.0	74	32	32	10	5	43	55	2	0	.224
Frederick	0	0	10.03	8	0	0	0	0	11.2	13	13	13	3	0	10	5	2	0	.283
Guardado	1	3	2.93	68	0	0	0	45	67.2	53	22	22	9	1	18	70	0	0	.215
Hawkins	6	0	2.13	65	0	0	0	0	80.1	63	23	19	5	0	15	63	5	0	.217
Jackson	2	3	3.27	58	0	0	0	0	55.0	59	20	20	5	4	13	29	2	0	.284
Kinney	2	7	4.64	14	12	0	0	0	66.0	78	39	34	13	1	33	45	5	0	.295
Lohse	13	8	4.23	32	31	1	1	0	180.2	181	92	85	26	9	70	124	8	0	.259
Mays	4	8	5.38	17	17	1	1	0	95.1	113	60	57	14	2	25	38	6	0	.292
Miller	0	0	4.50	5	0	0	0	0	4.0	5	2	2	0	0	2	3	0	0	.294
Milton	13	9	4.84	29	29	2	1	0	171.0	173	96	92	24	3	30	121	4	0	.258
Radke	9	5	4.72	21	21	2	1	0	118.1	124	64	62	12	7	20	62	0	0	.272
Reed	15	7	3.78	33	32	2	1	0	188.0	192	89	79	32	6	26	121	1	1	.259
Rincon	0	2	6.28	10	3	0	0	0	28.2	44	23	20	5	0	9	21	2	0	.352
Rodriguez	0	1	14.73	4	0	0	0	0	3.2	8	6	6	0	0	4	1	0	0	.421
Romero	9	2	1.89	81	0	0	0	1	81.0	62	17	17	3	4	36	76	9	0	.213
Santana	8	6	2.99	27	14	0	0	1	108.1	84	41	36	7	1	49	137	15	2	.212
Trombley	0	1	15.75	5	0	0	0	0	4.0	10	7	7	2	0	1	3	0	0	.455
Wells	2	1	5.90	48	0	0	0	0	58.0	78	41	38	8	1	16	30	0	0	.325
<b>TOTALS</b>	<b>94</b>	<b>67</b>	<b>4.12</b>	<b>161</b>			<b>8</b>	<b>9</b>	<b>47</b>	<b>1444.2</b>	<b>1454</b>	<b>712</b>	<b>662</b>	<b>184</b>	<b>439</b>	<b>1026</b>	<b>62</b>	<b>3</b>	<b>.261</b>

## TWINS PITCHERS AT THE PLATE\*

PITCHER	DATE	OPPONENT	OPPOSING PITCHER	RESULT
Vic Albury	7-12-75	at New York-AL	Pat Dobson	Strikeout
Bill Campbell	7-12-75	at New York-AL	Pat Dobson	Strikeout
Ray Fontenot	8-24-86	Toronto	Tom Henke	Strikeout
Allan Anderson#	6-13-89	Seattle	Jerry Reed	Strikeout
Matt Garza	7-6-07	at Chicago-AL	Gavin Floyd	Strikeout, Groundout, Sac-Hit
Bobby Korecky	5-19-08	Texas	Frank Francisco	Single
Kevin Correia#	8-2-13	Houston	Dallas Keuchel	Sacrifice Bunt

(\*) since DH rule became effective in 1973 and non-interleague games

(#) pinch-hitter



## 2003 TWINS STATISTICS

### BATTING: (3RD IN A.L.)

PLAYER	AVG	G	AB	R	H	2B	3B	HR	RBI	SH	SF	HB	BB	SO	SB	CS	E	OBP
Bowen	.100	7	10	0	1	0	0	0	1	0	1	0	0	4	0	0	1	.091
Cuddyer	.245	34	102	14	25	1	3	4	8	0	0	0	12	19	1	1	1	.325
Ford	.329	30	73	16	24	7	1	3	15	1	0	1	8	9	2	0	3	.402
Gomez	.251	53	175	14	44	9	3	1	15	2	1	0	7	13	2	1	3	.279
Guzman	.268	141	534	78	143	15	14	3	53	12	4	5	30	79	18	9	11	.311
Hocking	.239	69	188	22	45	10	2	3	22	3	3	0	15	37	0	1	3	.291
Hunter	.250	154	581	83	145	31	4	26	102	0	6	5	50	106	6	7	4	.312
Jones	.304	136	517	76	157	33	1	16	69	1	5	4	21	105	13	1	5	.333
Kielty	.252	75	238	40	60	13	0	9	32	0	1	3	42	56	6	2	2	.370
Koskie	.292	131	469	76	137	29	2	14	69	0	9	7	77	113	11	5	9	.393
Lecroy	.287	106	345	39	99	19	0	17	64	0	0	4	25	82	0	1	3	.342
Mientkiewicz	.300	138	487	67	146	38	1	11	65	2	6	5	74	55	4	1	4	.393
Mohr	.250	111	348	50	87	22	0	10	36	2	3	1	33	106	5	2	6	.314
Morneau	.226	40	106	14	24	4	0	4	16	0	0	0	9	30	0	0	1	.287
Pierzynski	.312	137	487	63	152	35	3	11	74	2	5	15	24	55	3	1	6	.360
Prieto	.091	7	11	1	1	0	0	0	0	0	0	0	0	4	0	0	0	.091
Prince	.200	19	40	5	8	2	0	2	5	2	0	2	5	7	1	0	0	.319
Restovich	.283	20	53	10	15	3	2	0	4	0	0	1	10	12	0	0	0	.406
Rivas	.259	134	475	69	123	16	9	8	43	8	3	5	30	65	17	7	10	.308
Ryan	.393	27	61	13	24	7	0	5	13	0	1	0	6	12	2	1	0	.441
Sears	.246	23	65	7	16	2	0	2	11	0	1	1	7	15	0	0	1	.324
Stewart	.322	65	270	43	87	22	0	6	38	2	3	4	25	36	3	4	1	.384
Pitchers	.200	162	20	1	4	0	0	0	0	5	0	0	2	7	0	0	13	.273
TOTALS	.277	162	5655	801	1567	318	45	155	755	42	52	63	512	1027	94	44	74	.341

### PITCHING: (7TH IN A.L.)

PLAYER	W	L	ERA	G	GS	CG	SH	SV	IP	H	R	ER	HR	HB	BB	SO	WP	BK	BAA
Baldwin	0	1	5.40	10	0	0	0	1	15.0	21	10	9	6	0	4	7	0	0	.333
Balfour	1	0	4.15	17	1	0	0	0	26.0	23	12	12	4	0	14	30	0	0	.235
Fetters	0	0	0.00	5	0	0	0	0	6.0	2	0	0	0	1	1	1	0	0	.100
Fiore	1	1	5.50	21	0	0	0	0	36.0	32	25	22	5	3	21	23	3	0	.242
Guardado	3	5	2.89	66	0	0	0	41	65.1	50	22	21	7	0	14	60	5	0	.207
Hawkins	9	3	1.86	74	0	0	0	2	77.1	69	20	16	4	1	15	75	5	0	.239
Johnson	0	1	47.25	2	0	0	0	0	1.1	8	8	7	1	0	1	0	1	0	.667
Lohse	14	11	4.61	33	33	2	1	0	201.0	211	107	103	28	5	45	130	10	1	.268
Mays	8	8	6.30	31	21	0	0	0	130.0	159	92	91	21	4	39	50	3	0	.302
Milton	1	0	2.65	3	3	0	0	0	17.0	15	5	5	2	0	1	7	0	0	.234
Nakamura	0	0	7.82	12	0	0	0	1	12.2	20	11	11	4	1	2	14	0	0	.339
Orosco	1	1	5.79	8	0	0	0	0	4.2	4	3	3	0	1	5	3	3	0	.235
Pulido	0	1	4.02	7	1	0	0	0	15.2	15	9	7	0	0	3	6	1	0	.254
Radke	14	10	4.49	33	33	3	1	0	212.1	242	111	106	32	5	28	120	0	0	.288
Reed	6	12	5.07	27	21	2	1	0	135.0	155	80	76	21	5	29	71	3	0	.285
Rincon	5	6	3.68	58	0	0	0	0	85.2	74	38	35	5	4	38	63	7	0	.231
Rogers	13	8	4.57	33	31	0	0	0	195.0	227	108	99	22	11	50	116	6	4	.292
Romero	2	0	5.00	73	0	0	0	0	63.0	66	37	35	7	6	42	50	9	2	.272
Santana	12	3	3.07	45	18	0	0	0	158.1	127	56	54	17	3	47	169	6	2	.216
Thomas	0	1	7.71	3	0	0	0	0	4.2	6	4	4	1	0	3	2	0	0	.316
TOTALS	90	72	4.41	162	7	3	45	1462.0	1526	758	716	187	50	402	997	62	9	288	

## 2004 TWINS STATISTICS

### BATTING: (11TH IN A.L.)

PLAYER	AVG	G	AB	R	H	2B	3B	HR	RBI	SH	SF	HB	BB	SO	SB	CS	E	OBP
Bartlett	.083	8	12	2	1	0	0	0	1	1	0	0	1	1	2	0	2	.154
Blanco	.206	114	315	36	65	19	1	10	37	11	3	3	21	56	0	3	7	.260
Borders	.286	19	42	3	12	4	0	0	5	1	0	1	0	10	2	0	3	.302
Bowen	.111	17	27	1	3	0	0	1	2	1	0	0	4	10	0	0	1	.226
Cuddyer	.263	115	339	49	89	22	1	12	45	2	1	3	37	74	5	5	10	.339
Ford	.299	154	569	89	170	31	4	15	72	2	7	13	67	75	20	2	4	.381
Guzman	.274	145	576	84	158	31	4	8	46	13	4	1	30	64	10	5	12	.309
Hunter	.271	138	520	79	141	37	0	23	81	0	2	7	40	101	21	7	4	.330
Jones	.254	151	555	69	141	22	1	24	80	2	1	10	40	117	13	10	2	.315
Koskie	.251	118	422	68	106	24	2	25	71	0	5	12	49	103	9	3	11	.342
Kubel	.300	23	60	10	18	2	0	2	7	0	1	0	6	9	1	1	0	.358
LeCroy	.269	88	264	25	71	14	0	9	39	0	2	5	16	60	0	0	5	.321
Mauer	.308	35	107	18	33	8	1	6	17	0	3	1	11	14	1	0	2	.369
Mientkiewicz	.246	78	284	34	70	18	0	5	25	2	1	3	38	38	2	2	4	.340
Morneau	.271	74	280	39	76	17	0	19	58	0	2	2	28	54	0	0	3	.340
Offerman	.256	77	172	22	44	14	2	2	22	1	0	0	29	31	1	1	3	.363
Ojeda	.339	30	59	16	20	1	0	2	7	2	1	0	10	3	1	1	2	.429
Prieto	.250	16	32	4	8	1	0	1	4	0	1	0	3	9	0	1	0	.306
Punto	.253	38	91	17	23	0	0	2	12	0	0	0	12	19	6	0	1	.340
Restovich	.255	29	47	9	12	3	0	2	6	0	0	0	4	10	0	0	0	.314
Rivas	.256	109	336	44	86	19	5	10	34	5	3	1	13	53	15	1	3	.283
Ryan	.239	36	71	9	17	2	1	0	7	0	0	0	4	16	1	1	1	.280
Stewart	.304	92	378	46	115	17	2	11	47	1	3	1	47	44	6	3	3	.380
Tiffie	.273	17	44	7	12	4	0	2	8	0	0	1	3	3	0	0	1	.333
Pitchers	.143	162	21	0	3	0	0	0	2	2	0	0	0	8	0	0	17	.143
TOTALS	.266	162	5623	780	1494	310	24	191	735	46	40	64	513	982	116	46	101	.332

## TWINS WITH 100-PLUS RBI SEASONS

NO.	PLAYER	TOTAL (YEAR)	NO.	PLAYER	TOTAL (YEAR)
8	Harmon Killebrew	122 (1961); 126 ('62); 111 ('64); 110 ('66); 113 ('67); 140 ('69); 113 ('70); 119 ('71)	1	Larry Hisle	119 (1977)
4	Justin Morneau	130 (2006); 111 ('07); 129 ('08); 100 ('09)	1	Kent Hrbek	107 (1984)
3	Kirby Puckett	121 (1988); 110 ('92); 112 ('94)	1	Paul Molitor	113 (1996)
2	Bob Allison	105 (1961); 102 ('62)	1	Marty Cordova	111 (1996)
2	Tony Oliva	101 (1969); 107 ('70)	1	Corey Koskie	103 (2001)
2	Gary Gaetti	108 (1986); 109 ('87)	1	Michael Cuddyer	109 (2006)
2	Torii Hunter	102 (2003); 107 ('07)	1	Jason Kubel	103 (2009)
1	Rod Carew	100 (1977)	1	Delmon Young	112 (2010)
			1	Josh Willingham	110 (2012)



## 2004 TWINS STATISTICS

### PITCHING: (1ST IN A.L.)

PLAYER	W	L	ERA	G	GS	CG	SH	SV	IP	H	R	ER	HR	HB	BB	SO	WP	BK	BAA
Balfour	4	1	4.35	36	0	0	0	0	39.1	35	19	19	4	2	21	42	3	0	.238
Beimel	0	0	43.20	3	0	0	0	0	1.2	8	8	8	1	0	2	2	0	0	.615
Crain	3	0	2.00	22	0	0	0	0	27.0	17	6	6	2	1	12	14	1	0	.179
Durbin	0	1	7.36	4	1	0	0	0	7.1	12	6	6	0	0	6	6	1	0	.387
Fultz	3	3	5.04	55	0	0	0	1	50.0	50	28	28	5	1	23	37	3	0	.267
Greisinger	2	5	6.18	12	9	0	0	0	51.0	68	40	35	12	2	15	36	1	0	.319
Guerrier	0	1	5.68	9	2	0	0	0	19.0	22	13	12	5	1	6	11	0	0	.293
Lohse	9	13	5.34	35	34	1	1	0	194.0	240	128	115	28	7	76	111	6	0	.305
Mulholland	5	9	5.18	39	15	0	0	0	123.1	163	76	71	17	5	33	60	2	0	.327
Nathan	1	2	1.62	73	0	0	0	44	72.1	48	14	13	3	2	23	89	5	0	.187
Pulido	0	0	8.74	6	0	0	0	0	11.1	16	13	11	2	1	4	9	0	0	.333
Radke	11	8	3.48	34	34	1	1	0	219.2	229	92	85	23	6	26	143	2	0	.267
Rincon	11	6	2.63	77	0	0	0	2	82.0	52	27	24	5	2	32	106	2	0	.181
Roa	2	3	4.50	48	0	0	0	0	70.0	84	38	35	9	5	24	47	1	0	.297
Romero	7	4	3.51	74	0	0	0	1	74.1	61	32	29	4	5	38	69	5	0	.224
Santana	20	6	2.61	34	34	1	1	0	228.0	156	70	66	24	9	54	265	7	0	.192
Silva	14	8	4.21	33	33	1	1	0	203.0	255	100	95	23	5	35	76	5	1	.310
Thomas	0	0	16.88	3	0	0	0	0	2.2	7	5	5	0	0	1	0	1	0	.500
TOTALS	92	70	4.03	162	4	9	48	1476.0	1523	715	661	167	54	431	1123	45	1	.267	

## 2005 TWINS STATISTICS

### BATTING: (13TH IN A.L.)

PLAYER	AVG	G	AB	R	H	2B	3B	HR	RBI	SH	SF	HB	BB	SO	SB	CS	E	OBP
Abernathy	.239	24	67	5	16	1	0	1	6	3	1	1	7	9	2	0	2	.316
Bartlett	.241	74	224	33	54	10	1	3	16	2	1	4	21	37	4	0	7	.316
Boone	.170	14	53	3	9	0	0	0	3	0	0	1	4	13	0	0	2	.241
Castro	.257	97	272	27	70	18	1	5	33	9	2	0	9	39	0	1	9	.279
Cuddyer	.263	126	422	55	111	25	3	12	42	1	3	3	41	93	3	4	15	.330
Ford	.264	147	522	70	138	30	4	7	53	2	5	16	45	85	13	6	6	.338
Heintz	.200	8	25	1	5	3	0	0	2	0	0	0	1	6	0	0	0	.231
Hunter	.269	98	372	63	100	24	1	14	56	0	4	6	34	65	23	7	3	.337
Jones	.249	142	523	74	130	22	4	23	73	2	4	5	51	120	13	4	4	.319
LeCroy	.260	101	304	33	79	5	0	17	50	0	1	4	41	85	0	0	3	.354
Mauer	.294	131	489	61	144	26	2	9	55	0	3	1	61	64	13	1	5	.372
Miller	.000	5	12	0	0	0	0	0	0	0	0	0	0	2	0	0	0	.000
Morneau	.239	141	490	62	117	23	4	22	79	0	5	4	44	94	0	2	8	.304
Punto	.239	112	394	45	94	18	4	4	26	7	2	0	36	86	13	8	9	.301
Redmond	.311	45	148	17	46	9	0	1	26	2	0	3	6	14	0	0	0	.350
Rivas	.257	59	136	21	35	3	1	1	12	0	1	2	9	17	4	0	2	.311
Rodriguez	.269	79	175	21	47	10	2	2	20	6	3	1	18	23	2	2	3	.335
Ryan	.231	57	117	7	27	5	0	2	13	4	1	0	9	22	1	2	0	.283
Stewart	.274	132	551	69	151	27	3	10	56	1	5	8	34	73	7	5	4	.323
Tiffiee	.207	54	150	9	31	8	1	1	15	0	1	0	8	15	1	0	6	.245
Tyner	.321	18	56	8	18	1	1	0	5	0	0	0	4	4	2	0	0	.367
Williams	.425	13	40	3	17	1	0	0	3	1	0	0	2	7	1	2	2	.452
TOTALS	.259	162	5564	688	1441	269	32	134	644	42	42	59	485	978	102	44	102	.323

### PITCHING: (5TH IN A.L.)

PLAYER	W	L	ERA	G	GS	CG	SH	SV	IP	H	R	ER	HR	HB	BB	SO	WP	BK	BAA
Baker	3	3	3.35	10	9	0	0	0	53.2	48	21	20	5	0	14	32	0	0	.241
Bowyer	0	1	5.59	8	0	0	0	0	9.2	10	6	6	3	1	3	12	1	0	.270
Crain	12	5	2.71	75	0	0	0	1	79.2	61	28	24	6	5	29	25	2	0	.219
Gassner	1	0	5.87	2	2	0	0	0	7.2	9	7	5	1	0	1	2	0	0	.281
Guerrier	0	3	3.39	43	0	0	0	0	71.2	71	29	27	6	3	24	46	3	0	.259
Liriano	1	2	5.70	6	4	0	0	0	23.2	19	15	15	4	0	7	33	0	0	.221
Lohse	9	13	4.18	31	30	0	0	0	178.2	211	85	83	22	9	44	86	4	1	.299
Mays	6	10	5.65	31	26	1	1	0	156.0	203	109	98	23	3	41	59	4	0	.318
Mulholland	0	2	4.27	49	0	0	0	0	59.0	61	30	28	6	2	17	18	3	1	.276
Nathan	7	4	2.70	69	0	0	0	43	70.0	46	22	21	5	0	22	94	2	0	.183
Radke	9	12	4.04	31	31	3	1	0	200.2	214	98	90	33	7	23	117	2	0	.272
Rincon	6	6	2.45	75	0	0	0	0	77.0	63	26	21	2	3	30	84	5	1	.224
Romero	4	3	3.47	68	0	0	0	0	57.0	50	26	22	6	6	39	48	1	1	.235
Santana	16	7	2.87	33	33	3	2	0	231.2	180	77	74	22	1	45	238	8	0	.210
Silva	9	8	3.44	27	27	2	0	0	188.1	212	83	72	25	3	9	71	0	0	.290
TOTALS	83	79	3.71	162	162	9	8	44	1464.1	1458	662	604	169	43	348	965	35	4	.261

## 2006 TWINS STATISTICS

### BATTING: (1ST IN A.L.)

PLAYER	AVG	G	AB	R	H	2B	3B	HR	RBI	SH	SF	HB	BB	SO	SB	CS	E	OBP
Bartlett	.309	99	333	44	103	18	2	2	32	1	5	11	22	46	10	5	13	.367
Casilla	.250	9	4	1	1	0	0	0	0	0	0	0	2	1	0	0	0	.500
Castillo	.296	142	584	84	173	22	6	3	49	9	2	1	56	58	25	11	6	.358
Cuddyer	.284	150	557	102	158	41	5	24	109	0	6	10	62	130	6	0	5	.362
Ford	.226	104	234	40	53	6	1	4	18	1	0	4	16	43	9	1	2	.287
Heintz	.000	2	1	0	0	0	0	0	0	0	0	0	0	0	0	0	0	.000
Hunter	.278	147	557	86	155	21	2	31	98	0	4	5	45	108	12	6	4	.336
Kubel	.241	73	220	23	53	8	0	8	26	2	1	0	12	45	2	0	2	.279
Mauer	.347	140	521	86	181	36	4	13	84	0	7	1	79	54	8	3	4	.429
Morneau	.321	157	592	97	190	37	1	34	130	0	11	5	53	93	3	3	8	.375
Nevin	.190	16	42	2	8	1	0	1	4	1	1	0	10	15	0	0	0	.340
Punto	.290	135	459	73	133	21	7	1	45	10	7	1	47	68	17	5	13	.352
Rabe	.286	24	49	8	14	1	0	3	7	0	0	0	2	11	0	1	2	.314
Redmond	.341	47	179	20	61	13	0	0	23	1	2	4	4	18	0	0	0	.365
Rodriguez	.235	59	115	11	27	4	0	2	6	2	1	0	14	16	0	0	2	.315
Stewart	.293	44	174	21	51	5	1	2	21	0	1	1	14	19	3	1	1	.347
Tiffiee	.244	20	45	4	11	1	0	2	6	0	0	0	4	8	0	1	2	.306
Tyner	.312	62	218	29	68	5	2	0	18	0	2	1	11	18	4	2	1	.345
White	.246	99	337	32	83	17	1	7	38	0	3	4	11	54	1	1	0	.276
PITCHERS	.105	162	19	1	2	0	0	0	1	3	0	0	1	10	0	0	6	.150
TOTALS	.287	162	5602	801	1608	275	34	143	754	31	55	50	490	872	101	42	84	.347



## 2006 TWINS STATISTICS

### PITCHING: (2ND IN A.L.)

PITCHER	W	L	ERA	G	GS	CG	SH	SV	IP	H	R	ER	HR	HB	BB	SO	WP	BK	BAA
Baker	5	8	6.37	16	16	0	0	0	83.1	114	63	59	17	3	16	62	0	0	.324
Bonser	7	6	4.22	18	18	0	0	0	100.1	104	50	47	18	1	24	84	2	0	.267
Crain	4	5	3.52	68	0	0	0	1	76.2	79	31	30	6	2	18	60	1	0	.262
Eyre	1	0	5.31	42	0	0	0	0	59.1	75	36	35	8	6	22	26	4	0	.309
Garza	3	6	5.76	10	9	0	0	0	50.0	62	33	32	6	0	23	38	1	0	.301
Guerrier	1	0	3.36	39	1	0	0	1	69.2	78	29	26	9	0	21	37	6	0	.287
Liriano	12	3	2.16	28	16	0	0	1	121.0	89	31	29	9	1	32	144	9	1	.205
Lohse	2	5	7.07	22	8	0	0	0	63.2	80	50	50	8	6	25	46	1	1	.308
Nathan	7	0	1.58	64	0	0	0	36	68.1	38	12	12	3	1	16	95	3	0	.158
Neshek	4	2	2.19	32	0	0	0	0	37.0	23	9	9	6	0	6	53	0	0	.176
Perkins	0	0	1.59	4	0	0	0	0	5.2	3	1	1	0	0	0	6	0	0	.150
Radke	12	9	4.32	28	28	0	0	0	162.1	197	87	78	24	1	32	83	2	0	.307
Reyes	5	0	0.89	66	0	0	0	0	50.2	35	8	5	3	0	15	49	4	0	.197
Rincon	3	1	2.91	75	0	0	0	1	74.1	76	30	24	2	3	24	65	2	0	.270
Santana	19	6	2.77	34	34	1	0	0	233.2	186	79	72	24	4	47	245	4	1	.216
Silva	11	15	5.94	36	31	0	0	0	180.1	246	130	119	38	7	32	70	1	0	.324
Smith	0	0	12.00	1	1	0	0	0	3.0	5	4	4	1	1	3	1	0	0	.357
TOTALS	96	66	3.95	162	1	6	40		1439.1	1490	683	632	182	36	356	1164	40	3	.267

## 2007 TWINS STATISTICS

### BATTING: (9TH IN A.L.)

PLAYER	AVG	G	AB	R	H	2B	3B	HR	RBI	SH	SF	HB	BB	SO	SB	CS	E	OBP
Bartlett	.265	140	510	75	135	20	7	5	43	0	2	8	50	73	23	3	26	.339
Buscher	.244	33	82	8	20	1	0	2	10	1	1	0	10	16	1	0	4	.323
Casilla	.222	56	189	15	42	5	1	0	9	5	1	0	9	29	11	1	10	.256
Cirillo	.261	50	153	18	40	9	2	2	21	3	2	1	15	13	2	0	3	.327
Cuddyer	.276	144	547	87	151	28	5	16	81	0	5	7	64	107	5	0	4	.356
Ford	.233	55	116	13	27	6	0	3	14	0	0	3	11	24	3	1	1	.315
Heintz	.250	24	56	0	14	0	0	0	7	2	0	0	3	12	0	0	0	.288
Hunter	.287	160	600	94	172	45	1	28	107	0	5	5	40	101	18	9	2	.334
Jones	.208	31	77	7	16	2	1	2	5	0	1	0	6	20	1	1	1	.262
Kubel	.273	128	418	49	114	31	2	13	65	1	5	1	41	79	5	0	2	.335
Lecroy	.150	7	20	1	3	1	0	0	0	0	0	0	0	4	0	0	1	.150
Machado	.000	0	0	0	0	0	0	0	0	0	0	0	0	0	0	0	0	.000
Mauer	.293	109	406	62	119	27	3	7	60	2	3	3	57	51	7	1	1	.382
McDonald	.100	4	10	0	1	0	0	0	0	0	0	0	1	3	0	0	0	.182
Morales	1.000	1	3	1	3	1	0	0	0	0	0	0	0	0	0	0	0	1.000
Morneau	.271	157	590	84	160	31	3	31	111	0	9	5	64	91	1	1	5	.343
Punto	.210	150	472	53	99	18	4	1	25	6	3	0	55	90	16	6	13	.291
Rabe	.194	14	31	2	6	0	0	0	2	0	0	0	0	7	0	0	0	.194
Redmond	.294	82	272	23	80	13	0	1	38	0	3	5	18	23	0	0	0	.346
Rodriguez	.219	68	155	18	34	5	1	2	12	2	2	2	12	14	1	0	4	.281
Tyner	.286	114	304	42	87	14	2	1	22	2	1	5	16	26	8	3	1	.331
Watkins	.357	9	28	2	10	0	0	0	0	0	0	0	4	4	1	0	0	.438
White	.174	38	109	8	19	4	0	4	20	0	1	3	6	19	0	0	0	.235
Baker	.000	24	6	0	0	0	0	0	0	0	0	0	0	1	0	0	2	.000
Bonser	.000	31	3	0	0	0	0	0	0	2	0	0	0	1	0	0	3	.000
Garza	.000	16	2	0	0	0	0	0	0	1	0	0	0	1	0	0	2	.000
Santana	.286	33	7	2	2	1	1	0	1	0	0	0	1	0	0	0	0	.375
Silva	.000	33	4	0	0	0	0	0	0	2	0	0	0	1	0	0	0	.000
TOTALS	.264	162	5522	718	1460	273	36	118	671	34	45	48	512	839	112	30	95	.330

### PITCHING: (4TH IN A.L.)

PITCHER	W	L	ERA	G	GS	CG	SH	SV	IP	H	R	ER	HR	HB	BB	SO	WP	BK	BAA
Baker	9	9	4.26	24	23	2	1	0	143.2	162	70	68	15	5	29	102	0	0	.287
Blackburn	0	2	7.71	6	0	0	0	0	11.2	19	12	10	2	0	2	8	0	0	.365
Bonser	8	12	5.10	31	30	0	0	0	173	199	108	98	27	5	65	136	3	1	.286
Cali	0	1	4.71	24	0	0	0	0	21.0	22	11	11	2	2	16	14	2	0	.265
Crain	1	2	5.51	18	0	0	0	0	16.1	19	16	10	4	1	4	10	0	1	.292
Depaula	0	1	8.55	16	0	0	0	0	20.0	30	20	19	5	3	10	8	0	0	.357
Garza	5	7	3.69	16	15	0	0	0	83.0	96	44	34	8	4	32	67	4	0	.294
Guerrier	2	4	2.35	73	0	0	0	1	88.0	71	23	23	9	5	21	68	6	0	.220
Miller	0	0	18.00	4	0	0	0	0	4.0	7	8	8	2	0	3	2	0	0	.368
Nathan	4	2	1.88	68	0	0	0	37	71.2	54	15	15	4	1	19	77	3	0	.209
Neshek	7	2	2.94	74	0	0	0	0	70.1	44	25	23	7	2	27	74	2	0	.183
Perkins	0	0	3.14	19	0	0	0	0	28.2	23	10	10	2	2	12	20	2	0	.232
Ponson	2	5	6.93	7	7	0	0	0	37.2	54	31	29	7	3	17	23	0	0	.335
Reyes	2	1	3.99	50	0	0	0	0	29.1	34	14	13	1	2	21	21	4	0	.309
Rincon	3	3	5.13	63	0	0	0	0	59.2	65	38	34	9	3	28	49	4	0	.273
Santana	15	13	3.33	33	33	1	1	0	219.0	183	88	81	33	4	52	235	7	1	.225
Silva	13	14	4.19	33	33	2	1	0	202.0	229	99	94	20	4	36	89	4	1	.287
Slowey	4	1	4.73	13	11	0	0	0	66.2	82	39	35	16	0	11	47	3	0	.288
TOTALS	79	83	4.15	162	5	8	38		1436.2	1505	725	663	185	51	420	1094	46	5	.269

## TWINS TO STEAL HOME

DATE	PLAYER	INNING	PITCHER	OPPONENT	MADE SCORE	FINAL
7/19/62	Vic Power	5th	Dailey	Cleveland	6-0	8-0
8/3/66	Ted Uhlaender	8th	Stigman	Boston	7-2	7-2
5/10/68	John Roseboro	4th	Clark	at California	4-0	6-5
4/9/69	Rod Carew	5th	Nelson	at Kansas City	3-2	3-4
4/19/69	Rod Carew	7th	Wilhelm	California	5-5	6-5
5/18/69	Rod Carew	3rd	Lolich	Detroit	2-2	2-8
5/14/75	Rod Carew	1st	Perry	Cleveland	1-0	3-0
5/17/76	Rod Carew	1st	Norris	Oakland	1-0	5-4
4/8/88	Dan Gladden	7th	Wells	Toronto	5-2	6-3
9/25/88	Dan Gladden	7th	Petry	at California	3-2	6-2
9/27/97	Rich Becker	5th	Juden	at Cleveland	2-0	6-4
5/4/02	Torii Hunter	2nd	Redman	Detroit	2-0	3-2
8/3/13	Clete Thomas	2nd	Bedard	Houston	3-1	6-4



## 2008 TWINS STATISTICS

### BATTING: (3RD IN A.L.)

PLAYER	AVG	G	AB	R	H	2B	3B	HR	RBI	SH	SF	HB	BB	SO	SB	CS	E	OBP
Baker	.500	28	2	1	1	0	0	0	0	3	0	0	0	1	0	0	1	.500
Blackburn	.333	33	3	0	1	0	0	0	0	0	0	0	0	0	0	0	0	.333
Buscher	.294	70	218	29	64	9	0	4	47	0	7	0	19	42	0	2	10	.340
Casilla	.281	98	385	58	108	15	0	7	50	13	6	2	31	45	7	2	12	.333
Clark	.250	4	8	0	2	2	0	0	1	0	0	0	0	2	0	0	0	.250
Cuddyer	.249	71	249	30	62	13	4	3	36	0	0	5	25	40	5	1	2	.330
Everett	.213	48	127	19	27	6	1	2	20	6	4	1	12	15	0	0	7	.278
Gomez	.258	153	577	79	149	24	7	7	59	3	2	7	25	142	33	11	8	.296
Harris	.265	130	434	57	115	29	3	7	49	7	6	4	39	98	1	1	13	.327
Hernandez	.500	23	2	0	1	0	0	0	1	1	0	0	0	0	0	0	1	.500
Jorgensen	.000	2	1	0	0	0	0	0	0	0	0	0	0	0	0	0	0	.000
Korecky	1.000	16	1	0	1	0	0	0	0	0	0	0	0	0	0	0	0	1.000
Kubel	.272	141	463	74	126	22	5	20	78	0	7	0	47	91	0	1	3	.335
Lamb	.233	81	236	20	55	12	3	1	32	0	8	0	17	32	0	1	4	.276
Macri	.324	18	34	3	11	1	0	1	4	0	0	0	2	10	1	1	1	.361
Mauer	.328	146	536	98	176	31	4	9	85	1	11	1	84	50	1	1	3	.413
Monroe	.202	58	163	22	33	9	0	8	29	0	0	0	16	48	0	1	0	.274
Morneau	.300	163	623	97	187	47	4	23	129	0	10	3	76	85	0	1	4	.374
Perkins	.000	26	3	0	0	0	0	0	0	1	0	0	0	3	0	0	1	.000
Pridie	.000	10	4	3	0	0	0	0	0	1	0	0	1	1	0	0	1	.200
Punto	.284	99	338	43	96	19	4	2	28	5	2	0	32	57	15	6	10	.344
Redmond	.287	38	129	14	37	6	0	0	12	0	1	2	5	11	0	0	0	.321
Ruiz	.274	22	62	13	17	2	0	1	7	0	0	0	6	21	0	0	0	.338
Slowey	.250	28	8	1	2	1	0	0	2	0	0	0	0	1	0	0	1	.250
Span	.294	93	347	70	102	16	7	6	47	8	2	4	50	60	18	7	4	.387
Tolbert	.283	41	113	18	32	6	3	0	6	2	1	0	7	19	7	1	6	.322
Young	.290	152	575	80	167	28	4	10	69	1	5	7	35	105	14	5	8	.336
TOTALS	.279	163	5641	829	1572	298	49	111	791	52	72	36	529	979	102	42	108	.340

### PITCHING: (7TH IN A.L.)

PITCHER	W	L	ERA	G	GS	CG	SH	SV	IP	H	R	ER	HR	HB	BB	SO	WP	BK	BAA
Baker	11	4	3.45	28	28	0	0	0	172.1	161	66	66	20	3	42	141	6	0	.247
Bass	3	4	4.87	44	0	0	0	1	68.1	84	42	37	11	3	22	32	4	0	.303
Blackburn	11	11	4.05	33	33	0	0	0	193.1	224	102	87	23	7	39	96	2	0	.292
Bonser	3	7	5.93	47	12	0	0	0	118.1	139	87	78	16	1	36	97	6	1	.285
Breslow	0	2	1.63	42	0	0	0	1	38.2	24	9	7	0	0	14	32	4	1	.180
Crain	5	4	3.59	66	0	0	0	0	62.2	62	29	25	6	1	24	50	2	0	.257
Guardado	1	1	7.71	9	0	0	0	0	7.0	12	6	6	1	0	2	5	0	0	.387
Guerrier	6	9	5.19	76	0	0	0	1	76.1	84	47	44	12	0	37	59	2	0	.275
Hernandez	10	8	5.48	23	23	2	0	0	139.2	199	93	85	18	1	29	54	2	1	.341
Humber	0	0	4.63	5	0	0	0	0	11.2	11	6	6	4	1	5	6	0	0	.250
Korecky	2	0	4.58	16	0	0	0	0	17.2	19	9	9	2	0	8	6	0	0	.288
Liriano	6	4	3.91	14	14	0	0	0	76.0	74	40	33	7	1	32	67	3	0	.254
Mijares	0	1	0.87	10	0	0	0	0	10.1	3	1	1	0	0	0	5	1	0	.088
Nathan	1	2	1.33	68	0	0	0	39	67.2	43	13	10	5	2	18	74	2	0	.179
Neshek	0	1	4.73	15	0	0	0	0	13.1	12	7	7	2	0	4	15	0	0	.240
Perkins	12	4	4.41	26	26	0	0	0	151.0	183	81	74	25	3	39	74	2	1	.301
Reyes	3	0	2.33	75	0	0	0	0	46.1	40	12	12	4	2	15	39	5	0	.235
Rincon	2	2	6.11	24	0	0	0	0	28.0	33	21	19	5	2	16	20	3	0	.292
Slowey	12	11	3.99	27	27	3	2	0	160.1	161	74	71	22	4	24	123	1	0	.260
TOTALS	88	75	4.16	163	5	10	42	1459.0	1568	745	675	183	31	406	995	45	4	.274	

## 2009 TWINS STATISTICS

### BATTING: (3RD IN A.L.)

PLAYER	AVG	G	AB	R	H	2B	3B	HR	RBI	SH	SF	HB	BB	SO	SB	CS	E	OBP
Buscher	.235	61	136	14	32	3	1	2	12	0	1	3	24	35	0	0	1	.360
Cabrera	.289	59	242	42	70	13	3	5	36	1	6	0	11	32	2	0	11	.313
Casilla	.202	80	228	25	46	7	3	0	17	2	1	3	22	36	11	0	5	.280
Crede	.225	90	333	42	75	16	1	15	48	0	3	2	29	56	0	0	4	.289
Cuddyer	.276	153	588	93	162	34	7	32	94	0	2	6	54	118	6	1	6	.342
Gomez	.229	137	315	51	72	15	5	3	28	7	1	4	22	72	14	7	1	.287
Harris	.261	123	414	44	108	22	1	6	37	1	6	3	29	78	0	2	12	.310
Huber	.500	1	2	0	1	0	0	0	0	0	0	0	0	0	0	0	0	.500
Kubel	.300	146	514	73	154	35	2	28	103	0	5	3	56	106	1	1	0	.369
Mauer	.365	138	523	94	191	30	1	28	96	0	5	2	76	63	4	1	3	.444
Morales	.311	54	119	14	37	6	0	0	7	0	1	0	14	22	0	0	3	.381
Morneau	.274	135	508	85	139	31	1	30	100	0	7	3	72	86	0	0	3	.363
Punto	.228	125	359	56	82	15	1	1	38	13	6	1	61	70	16	3	7	.337
Redmond	.237	45	135	9	32	5	1	0	7	0	0	1	11	19	0	0	0	.299
Span	.311	145	578	97	180	16	10	8	68	12	6	10	70	89	23	10	5	.392
Tolbert	.232	71	198	28	46	7	1	2	19	10	2	0	21	37	6	2	4	.303
Young	.284	108	395	50	112	16	2	12	60	0	5	4	12	92	2	5	5	.308
Baker	.000	33	6	0	0	0	0	0	0	0	0	0	0	1	0	0	0	.000
Blackburn	.000	33	4	0	0	0	0	0	0	0	0	0	0	2	0	0	1	.000
Keppel	.000	37	0	0	0	0	0	0	0	0	0	0	0	1	0	0	0	1.000
Liriano	.000	29	5	0	0	0	0	0	0	1	0	0	0	3	0	0	0	.000
Pavano	.000	12	0	0	0	0	0	0	0	0	0	0	0	0	0	0	0	.000
Slowey	.000	16	3	0	0	0	0	0	0	1	0	0	0	1	0	0	0	.000
TOTALS	.274	163	5608	817	1539	271	40	172	770	51	57	45	585	1021	85	32	76	.345

## DID YOU Know?

...that the Twins club record for consecutive wins against a given opponent is 17, set against Boston between June 2, 1965 and May 7, 1966. They beat the Red Sox 15 straight times in 1965 and twice more to begin the 1966 season before losing in the first game of a doubleheader May 8, 1966.



## 2009 TWINS STATISTICS

### PITCHING: (11TH IN A.L.)

PITCHER	W	L	ERA	G	GS	CG	SH	SV	IP	H	R	ER	HR	HB	BB	SO	WP	BK	BAA
Baker	15	9	4.37	33	33	1	1	0	200.0	190	99	97	28	4	48	162	4	0	.247
Blackburn	11	11	4.03	33	33	3	0	0	205.2	240	103	92	25	3	41	98	2	0	.290
Crain	7	4	4.70	56	0	0	0	0	51.2	48	28	27	3	5	27	43	1	1	.250
Duensing	5	2	3.64	24	9	0	0	0	84.0	84	37	34	7	3	31	53	1	0	.263
Gabino	0	0	17.18	2	1	0	0	0	3.2	9	7	7	1	0	5	2	0	0	.450
Guerrier	5	1	2.36	79	0	0	0	1	76.1	58	23	20	10	4	16	47	6	0	.207
Henn	0	3	7.15	14	0	0	0	0	11.1	9	9	9	9	1	8	9	0	0	.225
Keppel	1	1	4.83	37	0	0	0	0	54.0	63	30	29	4	5	21	32	2	0	.297
Liriano	5	13	5.80	29	24	0	0	0	136.2	147	93	88	21	6	65	122	5	1	.279
Mahay	1	0	2.00	16	0	0	0	0	9.0	7	3	2	1	2	3	8	1	0	.206
ManSHIP	1	1	5.68	11	5	0	0	0	31.2	39	21	20	4	1	15	21	2	0	.310
Mijares	2	2	2.34	71	0	0	0	0	61.2	50	17	16	7	2	23	55	0	0	.224
Morillo	0	0	22.50	3	0	0	0	0	2.0	3	5	5	1	0	3	1	0	0	.333
Mulvey	0	0	27.00	2	0	0	0	0	1.1	6	4	4	0	0	0	0	1	0	.600
Nathan	2	2	2.10	70	0	0	0	47	68.2	42	16	16	7	2	22	89	4	0	.171
Pavano	5	4	4.64	12	12	0	0	0	73.2	85	39	38	7	3	16	59	1	0	.284
Rauch	5	1	1.72	17	0	0	0	0	15.2	13	3	3	1	1	6	14	0	0	.245
Slowey	10	3	4.86	16	16	0	0	0	90.2	113	50	49	15	5	15	75	3	0	.309
TOTALS	87	76	4.50	163		4	7	48	1453.0	1542	76	572	6185	58	466	1052	43	3	.272

## 2010 TWINS STATISTICS

### BATTING: (3RD IN A.L.)

PLAYER	AVG	G	AB	R	H	2B	3B	HR	RBI	SH	SF	HB	BB	SO	SB	CS	E	OBP
Butera	.197	49	142	12	28	6	1	2	13	3	2	4	4	25	0	0	5	.237
Casilla	.276	69	152	26	42	7	4	1	20	4	1	0	13	17	6	1	5	.331
Cuddyer	.271	157	609	93	165	37	5	14	81	0	4	4	58	93	7	3	6	.336
Hardy	.268	101	340	44	91	19	3	6	38	3	4	0	28	54	1	1	11	.320
Hudson	.268	126	497	80	133	24	5	6	37	5	3	4	50	87	10	3	8	.338
Hughes	.286	2	7	1	2	0	0	1	1	0	0	0	0	3	0	1	0	.286
Kubel	.249	143	518	68	129	23	3	21	92	0	5	3	56	116	0	1	5	.323
Mauer	.327	137	510	88	167	43	1	9	75	0	6	3	65	53	1	4	3	.402
Morales	.194	19	36	4	7	2	0	0	7	0	2	0	6	14	0	0	0	.295
Morneau	.345	81	296	53	102	25	1	18	56	0	2	0	50	62	0	0	1	.437
Plouffe	.146	22	41	7	6	1	0	2	6	2	1	0	0	14	0	0	1	.143
Punto	.238	88	252	24	60	11	1	1	20	4	3	1	28	50	6	2	8	.313
Ramos	.296	7	27	2	8	3	0	0	1	0	0	1	0	3	0	0	0	.321
Reiko	.228	58	127	19	29	6	0	3	9	1	0	5	13	38	3	2	0	.324
Revere	.179	13	28	1	5	0	0	0	2	0	0	0	2	5	0	1	1	.233
Span	.264	153	629	85	166	24	10	3	58	10	2	4	60	74	26	4	4	.331
Thome	.283	108	276	48	78	16	2	25	59	0	2	2	60	82	0	0	0	.412
Tolbert	.230	48	87	8	20	4	3	1	18	1	3	0	9	18	1	1	2	.293
Valencia	.311	85	299	30	93	18	1	7	40	0	3	0	20	46	2	0	6	.351
Young	.298	153	570	77	170	46	1	21	112	0	9	6	28	81	5	4	4	.333
Baker	.000	29	3	0	0	0	0	0	0	1	0	0	0	2	0	0	1	.000
Blackburn	.000	28	1	0	0	0	0	0	0	0	0	0	0	0	0	0	2	.000
Crain	.000	71	1	0	0	0	0	0	0	0	0	0	0	1	0	0	1	.000
Duensing	.000	53	1	0	0	0	0	0	0	0	0	0	0	1	0	0	0	.000
Liriano	.000	31	2	0	0	0	0	0	0	0	0	0	0	1	0	0	1	.000
ManSHIP	.000	13	1	0	0	0	0	0	0	0	0	0	0	1	0	0	0	.000
Pavano	.500	32	6	0	3	0	0	0	0	2	0	0	0	2	0	0	0	.500
Rauch	.000	59	0	0	0	0	0	0	0	1	0	0	0	0	0	0	0	.000
Slowey	.000	31	2	0	0	0	0	0	0	1	0	0	0	1	0	0	2	.000
TOTALS	.274	163	5608	817	1539	271	40	172	770	51	57	45	585	1021	85	32	76	.345

### PITCHING: (5TH IN A.L.)

PITCHER	W	L	ERA	G	GS	CG	SH	SV	IP	H	R	ER	HR	HB	BB	SO	WP	BK	BAA
Baker	12	9	4.49	29	29	0	0	0	170.1	186	87	85	23	6	43	148	7	0	.277
Blackburn	10	12	5.42	28	26	1	0	0	161.0	194	101	97	25	4	40	68	3	1	.302
Burnett	2	2	5.29	41	0	0	0	0	47.2	52	28	28	6	2	23	37	2	2	.287
Capps	2	0	2.00	27	0	0	0	16	27.0	24	7	6	1	0	8	21	1	0	.247
Crain	1	1	3.04	71	0	0	0	1	68.0	53	27	23	5	1	27	62	3	0	.215
Delaney	0	0	9.00	1	0	0	0	0	1.0	2	1	1	1	0	1	0	0	0	.500
Duensing	10	3	2.62	53	13	1	1	0	130.2	122	42	38	11	3	35	78	1	0	.247
Flores	0	0	4.91	11	0	0	0	0	3.2	10	2	2	2	0	2	2	0	0	.500
Fox	0	0	3.18	1	1	0	0	0	5.2	4	2	2	0	0	1	0	0	0	.211
Fuentes	0	0	0.00	9	0	0	0	1	9.2	3	0	0	0	1	2	8	1	0	.094
Guerrier	5	7	3.17	74	0	0	0	1	71.0	56	28	25	7	3	22	42	2	0	.219
Liriano	14	10	3.62	31	31	0	0	0	191.2	184	77	77	9	10	58	201	10	1	.252
Mahay	1	1	3.44	41	0	0	0	0	34.0	33	15	13	5	0	8	25	1	0	.252
ManSHIP	2	1	5.28	13	1	0	0	0	29.0	34	20	17	3	0	6	21	0	0	.293
Mijares	1	1	3.31	47	0	0	0	0	32.2	34	14	12	4	1	9	28	1	0	.268
Neshek	0	1	5.00	11	0	0	0	0	9.0	7	5	5	1	1	8	9	0	0	.206
Pavano	17	11	3.75	32	32	7	2	0	221.0	227	95	92	24	6	37	117	4	0	.266
Perkins	1	1	5.82	13	1	0	0	0	21.2	29	16	14	3	4	5	14	0	0	.337
Rauch	3	1	3.12	59	0	0	0	21	57.2	61	20	20	3	1	14	46	1	0	.268
Stama	0	1	7.71	5	0	0	0	0	4.2	6	4	4	1	0	5	5	1	0	.300
Slowey	13	6	4.45	30	28	0	0	0	155.2	172	80	77	21	4	29	116	3	0	.280
TOTALS	94	68	3.95	162		9	13	40	1452.2	1493	67	163	8155	47	383	1048	41	4	.266

## DID YOU Know?

...that five Minnesota Twins have won American League Rookie of the Year honors. Tony Oliva (1964), Rod Carew (1967), John Castino (1979), Chuck Knoblauch (1991) and Marty Cordova (1995) have each been named the league's top first-year performer.



# 2011 TWINS STATISTICS

## BATTING: (11TH IN A.L.)

PLAYER	AVG	G	AB	R	H	2B	3B	HR	RBI	SH	SF	HB	BB	SO	SB	CS	E	OBP
Benson	.239	21	71	3	17	6	1	0	2	0	0	0	3	21	2	2	2	.270
Butera	.167	93	234	19	39	9	1	2	23	6	1	2	11	42	0	0	5	.210
Casilla	.260	97	323	52	84	21	4	2	21	8	3	3	28	45	15	4	11	.322
Cuddyer	.284	139	529	70	150	29	2	20	70	0	3	4	48	95	11	1	7	.346
Dinkelmann	.301	23	73	5	22	1	0	0	4	0	0	1	4	14	2	0	0	.346
Holm	.118	6	17	1	2	1	0	0	0	0	0	0	1	4	0	0	0	.167
Hughes	.223	96	287	31	64	12	0	7	30	2	1	3	24	79	3	2	5	.289
Kubel	.273	99	366	37	100	21	1	12	58	0	2	1	32	86	1	1	1	.332
Mauer	.287	82	296	38	85	15	0	3	30	0	2	3	32	38	0	0	5	.360
Morneau	.227	69	264	19	60	16	0	4	30	0	2	3	19	44	0	0	1	.285
Nishioka	.226	68	221	14	50	5	0	0	19	3	0	1	15	43	2	4	12	.278
Parmelee	.355	21	76	8	27	6	0	4	14	0	0	0	12	13	0	0	2	.443
Plouffe	.238	81	286	47	68	18	1	8	31	2	3	4	25	71	3	3	12	.305
Repko	.226	67	133	21	30	2	0	2	11	3	0	2	6	38	7	2	1	.270
Revere	.267	117	450	56	120	9	5	0	30	3	0	2	26	41	34	9	7	.310
Rivera	.144	45	104	9	15	3	0	1	5	0	1	1	8	32	0	0	3	.211
Span	.264	70	284	37	75	11	5	2	16	0	0	0	27	36	6	1	1	.328
Thome	.243	71	206	21	50	12	0	12	40	0	1	0	35	69	0	0	0	.351
Tolbert	.198	87	207	22	41	10	2	0	11	4	0	4	11	31	3	2	6	.252
Tosoni	.203	60	172	20	35	7	1	5	22	0	0	3	14	42	0	2	3	.275
Valencia	.246	154	564	63	139	28	2	15	72	0	4	0	40	102	2	6	18	.294
Young	.266	84	305	26	81	16	0	4	32	0	2	0	18	55	1	0	5	.305
Baker	.400	23	5	0	2	1	0	0	0	0	0	0	0	1	0	0	0	.400
Blackburn	.000	26	2	0	0	0	0	0	0	0	0	0	0	0	0	0	2	.000
Duensing	.000	33	4	0	0	0	0	0	0	0	0	0	0	2	0	0	4	.000
Liriano	.500	26	2	0	1	0	0	0	1	0	0	0	1	0	0	0	0	.667
Pavano	.000	33	6	0	0	0	0	0	0	0	0	0	0	4	0	0	2	.000
TOTALS	.247	162	5487	619	1357	259	25	103	572	31	25	37	440	1048	92	39	119	.306

## PITCHING: (13TH IN A.L.)

PITCHER	W	L	ERA	G	GS	CG	SH	SV	IP	H	R	ER	HR	HB	BB	SO	WP	BK	BAA
Baker	8	6	3.14	23	21	1	0	0	134.2	126	50	47	15	4	32	123	4	0	.248
Blackburn	7	10	4.49	26	26	1	0	0	148.1	183	91	74	19	4	54	76	5	0	.305
Burnett	2	5	5.51	66	0	0	0	0	50.2	50	32	31	4	8	21	33	2	0	.263
Capps	4	7	4.25	69	0	0	0	15	65.2	66	31	31	10	4	13	34	1	0	.262
Cuddyer	0	0	0.00	1	0	0	0	0	1.0	2	0	0	0	0	1	0	0	0	.400
Diamond	1	5	5.08	7	7	0	0	0	39.0	51	25	22	3	0	17	19	3	0	.317
Duensing	9	14	5.23	32	28	1	1	0	161.2	193	102	94	21	1	52	115	3	0	.299
Dumatrait	1	3	3.92	45	0	0	0	1	41.1	45	22	18	7	1	25	29	2	0	.276
Hacker	0	0	0.00	2	0	0	0	0	5.1	4	1	0	0	0	4	2	0	0	.235
Hendriks	0	2	6.17	4	4	0	0	0	23.1	29	16	16	3	0	6	16	1	0	.312
Hoey	1	2	5.47	26	0	0	0	0	24.2	34	20	15	4	0	13	14	1	0	.330
Hughes	1	0	9.95	15	0	0	0	0	12.2	19	14	14	4	1	8	11	0	0	.365
James	0	0	6.10	8	0	0	0	0	10.1	12	7	7	1	0	4	8	0	2	.293
Liriano	9	10	5.09	26	24	1	1	0	134.1	125	81	76	14	7	75	112	9	0	.249
Manship	0	0	8.10	5	0	0	0	0	3.1	5	3	3	0	0	4	2	0	0	.385
Mjares	0	2	4.59	58	0	0	0	0	49.0	53	31	25	4	3	30	30	1	0	.275
Nathan	2	1	4.84	48	0	0	0	14	44.2	38	26	24	7	3	14	43	3	0	.222
Oliveros	0	0	4.05	10	0	0	0	0	13.1	13	6	6	0	0	7	9	0	0	.277
Pavano	9	13	4.30	33	33	3	1	0	222.0	262	123	106	23	8	40	102	4	2	.294
Perkins	4	4	2.48	65	0	0	0	2	61.2	55	19	17	2	1	21	65	3	0	.244
Slama	0	0	0.00	2	0	0	0	0	2.1	0	0	0	0	0	2	3	1	0	.000
Slowey	0	8	6.67	14	8	0	0	0	59.1	78	44	44	10	3	5	34	0	0	.321
Swarzak	4	7	4.32	27	11	0	0	0	102.0	111	53	49	9	6	26	55	3	1	.275
Waldrop	1	0	5.73	7	0	0	0	0	11.0	10	7	7	1	0	6	5	1	0	.233
TOTALS	63	99	4.58	162	7	8	32	1421.2	1564	804	724	161	54	480	940	47	5	0	.281

## TWINS WINNING STREAKS

GAMES	DATES	OPPOSITION
15	June 1-16, 1991	Kansas City 2, Baltimore 3, Cleveland 7, New York 3
12	September 19-October 3, 1980	Chicago 3, Texas 5, Kansas City 4
11	September 13-24, 2003	Cleveland 5, Chicago 3, Detroit 3
11	June 22-July 3, 2006	Houston 1, Chicago-NL 3, Los Angeles-NL 3, Milwaukee 3, Kansas City 1
10	May 19-30, 1963	Cleveland 1, Boston 3, Chicago 3, Washington 3
10	April 21-May 1, 1985	Oakland 5, Seattle 3, Detroit 2
10	June 17-27, 2008	Washington 3, Arizona 3, San Diego 3, Milwaukee 1
9	July 2-10, 1965	Kansas City 3, Boston 4, New York 2
9	July 10-17, 1969	Kansas City 1, Seattle 4, Chicago 4
9	September 7-16, 2004	Baltimore 2, Detroit 4, Chicago 3
8	June 24-July 2, 1963	Baltimore 1, Detroit 4, Washington 3
8	June 28-July 5, 1967	Boston 1, Washington 3, New York 4
8	April 26-May 4, 1969	Chicago 4, Kansas City 2, Seattle 2
8	July 28-August 2, 1976	Texas 3, Oakland 5
8	July 2-9, 1978	Chicago 1, Milwaukee 3, Oakland 4
8	May 22-29, 1988	Texas 2, Kansas City 3, Detroit 3
8	June 11-20, 2006	Baltimore 1, Boston 3, Pittsburgh 3, Houston 1
8	July 14-21, 2006	Cleveland 3, Tampa Bay 4, Cleveland 1
8	July 24-August 1, 2010	Baltimore 2, Kansas City 3, Seattle 3
8	June 11-21, 2011	Texas 2, Chicago 2, San Diego 3, San Francisco 1
7	8x, last June 9-15, 1994	Chicago 4, Boston 3



## 2012 TWINS STATISTICS

### BATTING: (7TH IN A.L.)

PLAYER	AVG	G	AB	R	H	2B	3B	HR	RBI	SH	SF	HB	BB	SO	SB	CS	E	OBP
Burroughs	.118	10	17	0	2	1	0	0	1	0	0	0	1	3	0	0	0	.167
Butera	.198	42	111	7	22	6	0	1	5	0	0	2	9	26	0	0	1	.270
Carroll	.268	138	470	65	126	18	1	1	40	7	4	4	52	65	9	5	12	.343
Carson	.227	26	66	3	15	1	0	0	4	0	1	0	2	21	0	0	0	.246
Casilla	.241	106	299	33	72	17	2	1	30	3	5	3	16	52	21	1	9	.282
Doumit	.275	134	484	56	133	34	1	18	75	0	8	7	29	98	0	0	5	.320
Dozier	.234	84	316	33	74	11	1	6	33	4	3	1	16	58	9	2	15	.271
Escobar	.227	14	44	4	10	0	0	0	6	1	1	1	2	8	1	0	0	.271
Florimon	.219	43	137	16	30	5	2	1	10	3	0	0	10	30	3	1	7	.272
Herrmann	.056	7	18	0	1	0	0	0	1	0	0	0	1	5	0	0	0	.105
Hughes	.200	4	10	0	2	0	0	0	2	0	1	0	0	4	1	0	1	.182
Komatsu	.219	15	32	2	7	0	0	0	1	0	1	0	4	3	0	0	1	.297
Mastroianni	.252	77	163	22	41	3	2	3	17	3	1	1	18	45	21	3	3	.328
Mauer	.319	147	545	81	174	31	4	10	85	1	3	2	90	88	8	4	5	.416
Morneau	.267	134	505	63	135	26	2	19	77	0	10	6	49	102	1	0	6	.333
Nishioka	.000	3	12	0	0	0	0	0	1	0	1	0	1	1	0	0	2	.071
Parmelee	.229	64	192	18	44	10	2	5	20	0	1	4	13	52	0	0	2	.290
Plouffe	.235	119	422	56	99	19	1	24	55	0	2	4	37	92	1	3	19	.301
Revere	.294	124	511	70	150	13	6	0	32	6	4	3	29	54	40	9	0	.333
Span	.283	128	516	71	146	38	4	4	41	4	1	0	47	62	17	6	4	.342
Thomas	.143	12	28	2	4	1	0	1	4	0	0	1	0	16	0	0	0	.172
Valencia	.198	34	126	13	25	6	1	2	17	0	3	0	3	32	0	1	4	.212
Willingham	.260	145	519	85	135	30	1	35	110	0	6	14	76	141	3	2	4	.366
<b>TOTALS</b>	<b>.260</b>	<b>162</b>	<b>5562</b>	<b>701</b>	<b>1448</b>	<b>270</b>	<b>30</b>	<b>131</b>	<b>667</b>	<b>33</b>	<b>56</b>	<b>53</b>	<b>505</b>	<b>1069</b>	<b>135</b>	<b>37</b>	<b>107</b>	<b>.325</b>

### PITCHING: (13TH IN A.L.)

PITCHER	W	L	ERA	G	GS	CG	SH	SV	IP	H	R	ER	HR	HB	BB	SO	WP	BK	BAA
Blackburn	4	9	7.39	19	19	0	0	0	98.2	143	81	81	23	1	26	42	2	0	.340
Burnett	4	4	3.52	67	0	0	0	0	71.2	71	33	28	4	3	26	36	6	0	.257
Burton	3	2	2.18	64	0	0	0	5	62.0	41	21	15	5	5	16	55	0	0	.186
Butera	0	0	0.00	1	0	0	0	0	1.0	0	0	0	0	0	1	1	1	0	.000
Capps	1	4	3.68	30	0	0	0	14	29.1	28	13	12	5	0	4	18	3	0	.241
Deduno	6	5	4.44	15	15	0	0	0	79.0	69	40	39	10	5	53	57	5	0	.241
De Vries	5	5	4.11	17	16	0	0	0	87.2	88	48	40	16	4	18	58	1	0	.252
Diamond	12	9	3.54	27	27	1	1	0	173.0	184	76	68	17	4	31	90	10	0	.274
Duensing	4	12	5.12	55	11	0	0	0	109.0	126	71	62	10	2	27	69	5	0	.288
Fien	2	1	2.06	35	0	0	0	0	35.0	25	9	8	3	1	9	32	0	0	.195
Gray	6	1	5.71	49	0	0	0	0	52.0	58	34	33	9	4	22	26	5	1	.278
Hendriks	1	8	5.59	16	16	1	0	0	85.1	106	61	53	17	4	26	50	4	0	.305
Liriano	3	10	5.31	22	17	0	0	0	100.0	89	63	59	12	4	55	109	6	1	.239
Maloney	1	0	8.18	9	0	0	0	0	11.0	17	10	10	2	1	5	0	0	0	.347
Manship	0	0	7.89	12	0	0	0	0	21.2	29	19	19	4	1	7	12	0	0	.326
Marquis	2	4	8.47	7	7	0	0	0	34.0	52	33	32	9	3	14	12	1	0	.371
Oliveros	0	0	5.40	1	0	0	0	0	1.2	1	1	1	0	0	1	1	0	0	.167
Pavano	2	5	6.00	11	11	0	0	0	63.0	80	46	42	9	2	8	33	0	0	.313
Perdomo	0	0	3.18	15	0	0	0	0	17.0	15	8	6	0	2	12	8	1	0	.238
Perkins	3	1	2.56	70	0	0	0	16	70.1	57	25	20	8	3	16	78	3	0	.222
Robertson	2	2	5.40	40	0	0	0	0	25.0	21	16	15	4	1	14	26	1	0	.223
Swarzak	3	6	5.03	44	5	0	0	0	96.2	106	57	54	15	0	31	62	3	0	.284
Vasquez	0	2	5.68	6	6	0	0	0	31.2	32	20	20	2	1	19	14	1	0	.274
Waldrop	0	1	2.53	17	0	0	0	0	21.1	27	6	6	2	3	6	7	1	0	.318
Walters	2	5	5.69	12	12	1	0	0	61.2	71	41	39	12	3	22	42	1	0	.291
TOTALS	66	96	4.77	162	3	6	35	1438.2	1536	832	762	198	57	465	943	60	2	.274	

## TWINS ALL-TIME COACHES

**Anderson, Rick** ..... 2002-present  
**\*Baker, Floyd** ..... 1961-64  
**Brunansky, Tom** ..... 2013-present  
**\*Case, George** ..... 1968  
**\*Crosetti, Frank** ..... 1970-71  
**Crowley, Terry** ..... 1991-98  
**Cuellar, Bobby** ..... 2013-present  
**Fitzgerald, Ed** ..... 1962-64  
**\*Fowler, Art** ..... 1969  
**Gardenhire, Ron** ..... 1991-2001  
**Gardner, Billy** ..... 1981  
**Goryl, John** ..... 1968-69, 79-80  
**\*Grissom, Marv** ..... 1970-71  
**Kelly, Tom** ..... 1983-86  
**\*Kuehl, Karl** ..... 1977-82  
**\*Lemon, Jim** ..... 1965-67, 81-84  
**Liddle, Steve** ..... 2002-12  
**\*Lopat, Ed** ..... 1961  
**\*Lyons, Eddie** ..... 1976

**\*Maltzberger, Gordon** ..... 1962-64  
**\*Martin, Billy** ..... 1965-68  
**\*McCullough, Clyde** ..... 1961  
**\*McMahon, Don** ..... 1976-77  
**Mele, Sam** ..... 1961  
**Molitor, Paul** ..... 2000-03, 14-present  
**\*Morgan, Vern** ..... 1969-75  
**Naragon, Hal** ..... 1963-66  
**Newman, Al** ..... 2002-05  
**Nossek, Joe** ..... 1976  
**Oldis, Bob** ..... 1968  
**Oliva, Tony** ..... 1976-78, 85-91  
**Pascual, Camilo** ..... 1978-80  
**\*Podres, Johnny** ..... 1981-85  
**Quilici, Frank** ..... 1971-72  
**Randall, Bobby** ..... 1980  
**Renick, Rick** ..... 1987-90  
**\*Robertson, Sherry** ..... 1970  
**Rodgers, Bob** ..... 1970-74

**\*Rowe, Ralph** ..... 1972-75  
**\*Sain, John** ..... 1965-66  
**Shellenback, Jim** ..... 1983  
**Silvera, Charlie** ..... 1969  
**Stange, Lee** ..... 1975  
**Steinbach, Terry** ..... 2013-present  
**Stelmazek, Rick** ..... 1981-2012  
**Strickland, George** ..... 1962  
**Such, Dick** ..... 1985-2001  
**Terwilliger, Wayne** ..... 1986-94  
**Ullger, Scott** ..... 1995-present  
**Vavra, Joe** ..... 2006-present  
**White, Jerry** ..... 1989, 1995, 1999-2012  
**Worthington, Al** ..... 1972-73  
**\*Wynn, Early** ..... 1967-69  
**\*Zimmerman, Jerry** ..... 1967, 76-80

(\* - deceased)

## DID YOU Know?

To determine a team's 'magic number' in the pennant race, compute the number of games remaining, add one, then subtract the number of games ahead in the loss column of the standings of the closest opponent.





# FOR THE THRILL ★ OF THE GAME™ ★



pepsi®




OFFICIAL SOFT DRINK  
— OF THE —  
**MINNESOTA TWINS**

**LIVE FOR NOW®**

PEPSI, the Pepsi Globe, LIVE FOR NOW and FOR THE THRILL OF THE GAME are trademarks of PepsiCo, Inc.





2014  
ALL★STAR  
GAME

POSTSEASON







# 1965 WORLD SERIES

## TWINS VS. LOS ANGELES DODGERS

DODGERS:												
	AVG	G	AB	R	H	2B	3B	HR	RBI	BB	SO	SB
Crawford, ph	.500	2	2	0	1	0	0	0	0	0	1	0
Lefebvre, 2b	.400	3	10	2	4	0	0	0	0	0	0	0
Fairly, rf	.379	7	29	7	11	3	0	2	6	0	1	0
Wills, ss	.367	7	30	3	11	3	0	0	3	1	3	3
Osteen, p	.333	3	3	0	1	0	0	0	0	0	0	0
Parker, 1b	.304	7	23	3	7	0	1	1	2	3	3	2
Johnson, lf	.296	7	27	3	8	2	0	2	4	1	3	0
Roseboro, c	.286	7	21	1	6	1	0	0	3	5	3	1
W. Davis, cf	.231	7	26	3	6	0	0	0	0	0	2	3
Gilliam, 3b	.214	7	28	2	6	1	0	0	2	1	0	0
Tracewski, ph-2b	.118	6	17	0	2	0	0	0	0	1	5	0
Koufax, p	.111	3	9	0	1	0	0	0	1	1	5	0
Drysdale, p-ph	.000	3	5	0	0	0	0	0	0	0	4	0
Moon, ph	.000	2	2	0	0	0	0	0	0	0	0	0
Kennedy, 3b-pr	.000	4	1	0	0	0	0	0	0	0	0	0
LeJohn, ph	.000	1	1	0	0	0	0	0	0	0	1	0
Miller, p	.000	2	0	0	0	0	0	0	0	0	0	0
Perranoski, p	.000	2	0	0	0	0	0	0	0	0	0	0
Reed, p	.000	2	0	0	0	0	0	0	0	0	0	0
Brewer, p	.000	1	0	0	0	0	0	0	0	0	0	0
<b>Totals</b>	<b>.274</b>	<b>7</b>	<b>234</b>	<b>24</b>	<b>64</b>	<b>10</b>	<b>1</b>	<b>5</b>	<b>21</b>	<b>13</b>	<b>31</b>	<b>9</b>
Pitchers:												
	W	L	ERA	G	GS	CG	SHO	SV	IP	H	R	ER
Miller	0	0	0.00	2	0	0	0	0	1.1	0	0	0
Koufax	2	1	0.38	3	3	2	2	0	24.0	13	2	5
Osteen	1	1	0.64	2	2	1	1	0	14.0	9	2	5
Drysdale	1	1	3.86	2	2	1	0	0	11.2	12	9	5
Brewer	0	0	4.50	1	0	0	0	0	2.0	3	1	1
Perranoski	0	0	7.36	2	0	0	0	0	3.2	3	3	4
Reed	0	0	8.10	2	0	0	0	0	3.1	2	3	2
<b>Totals</b>	<b>4</b>	<b>3</b>	<b>2.10</b>	<b>14</b>	<b>7</b>	<b>4</b>	<b>3</b>	<b>0</b>	<b>60.0</b>	<b>42</b>	<b>20</b>	<b>14</b>
TWINS:												
	AVG	G	AB	R	H	2B	3B	HR	RBI	BB	SO	SB
Killebrew, 3b	.286	7	21	2	6	0	0	1	2	6	4	0
Versalles, ss	.286	7	28	3	8	1	1	1	4	2	7	1
Valdespino, lf-ph	.273	5	11	1	3	1	0	0	0	0	1	0
Grant, p	.250	3	8	3	2	1	0	1	3	0	1	0
Nossek, cf-ph	.200	6	20	0	4	0	0	0	0	0	1	0
Quilici, 2b	.200	7	20	2	4	2	0	0	1	4	3	0
Oliva, rf	.192	7	26	2	5	1	0	1	2	1	6	0
Kaat, p	.167	3	6	0	1	0	0	0	2	0	5	0
Hall, cf	.143	2	7	0	1	0	0	0	0	1	5	0
Mincher, 1b	.130	7	23	3	3	0	0	1	1	2	7	0
Allison, lf	.125	5	16	3	2	1	0	1	2	2	9	1
Batley, c	.120	7	25	1	3	0	1	0	2	0	5	0
Rollins, ph	.000	3	2	0	0	0	0	0	0	1	0	0
Zimmerman, c	.000	2	1	0	0	0	0	0	0	0	0	0
Pascual, p	.000	1	1	0	0	0	0	0	0	0	0	0
Klippstein, p	.000	2	0	0	0	0	0	0	0	0	0	0
Merritt, p	.000	2	0	0	0	0	0	0	0	0	0	0
Perry, p	.000	2	0	0	0	0	0	0	0	0	0	0
Worthington, p	.000	2	0	0	0	0	0	0	0	0	0	0
Boswell, p	.000	1	0	0	0	0	0	0	0	0	0	0
Pleis, p	.000	1	0	0	0	0	0	0	0	0	0	0
<b>Totals</b>	<b>.195</b>	<b>7</b>	<b>215</b>	<b>20</b>	<b>42</b>	<b>7</b>	<b>2</b>	<b>6</b>	<b>19</b>	<b>19</b>	<b>54</b>	<b>2</b>
Pitchers:												
	W	L	ERA	G	GS	CG	SHO	SV	IP	H	R	ER
Worthington	0	0	0.00	2	0	0	0	0	4.0	2	1	0
Klippstein	0	0	0.00	2	0	0	0	0	2.2	2	0	0
Merritt	0	0	2.70	2	0	0	0	0	3.1	2	1	0
Grant	2	1	2.74	3	3	2	0	0	23.0	22	8	7
Boswell	0	0	3.38	1	0	0	0	0	2.2	3	1	1
Kaat	1	2	3.77	3	3	1	0	0	14.1	18	7	6
Perry	0	0	4.50	2	0	0	0	0	4.0	5	2	2
Pascual	0	1	5.40	1	1	0	0	0	5.0	8	3	3
Pleis	0	0	9.00	1	0	0	0	0	1.0	2	1	0
<b>Totals</b>	<b>3</b>	<b>4</b>	<b>3.15</b>	<b>17</b>	<b>7</b>	<b>3</b>	<b>0</b>	<b>0</b>	<b>60.0</b>	<b>64</b>	<b>24</b>	<b>21</b>



# 1965 WORLD SERIES (CONTINUED)

## GAME 1 Wednesday, October 6 at Minnesota

Los Angeles	0	1	0	0	0	0	0	1	—	2	10	1
Minnesota	0	1	6	0	0	1	0	0	x	8	10	0

WP — Grant. LP — Drysdale.  
Drysdale, Reed (3), Brewer (5), Perranoski (7) and Roseboro.  
Grant and Battey.  
HR — Fairly, Mincher, Versailles. T — 2:29. A — 47,797.

## GAME 2 Thursday, October 7 at Minnesota

Los Angeles	0	0	0	0	0	0	1	0	0	—	1	7	3
Minnesota	0	0	0	0	0	2	1	2	x	—	5	9	0

WP — Kaat. LP — Koufax.  
Koufax, Perranoski (7), Miller (8) and Roseboro.  
Kaat and Battey.  
T — 2:13. A — 48,700.

## GAME 3 Saturday, October 9 at Los Angeles

Minnesota	0	0	0	0	0	0	0	0	—	0	5	0	
Los Angeles	0	0	0	2	1	1	0	0	x	—	4	10	1

WP — Osteen. LP — Pascual.  
Pascual, Merritt (6), Klippstein (8) and Battey, Zimmerman (7).  
Osteen and Roseboro.  
T — 2:06. A — 55,934.

## GAME 4 Sunday, October 10 at Los Angeles

Minnesota	0	0	0	1	0	1	0	0	0	—	2	5	2
Los Angeles	1	1	0	1	0	3	0	1	x	—	7	10	0

WP — Drysdale. LP — Grant.  
Grant, Worthington (6), Pleis (8) and Battey, Zimmerman (7).  
Drysdale and Roseboro.  
HR — Killebrew, Parker, Oliva, Johnson. T — 2:15. A — 55,920.

## GAME 5 Monday, October 11 at Los Angeles

Minnesota	0	0	0	0	0	0	0	0	—	0	4	1	
Los Angeles	2	0	2	1	0	0	2	0	x	—	7	14	0

WP — Koufax. LP — Kaat.  
Kaat, Boswell (3), Perry (6) and Battey.  
Koufax and Roseboro.  
T — 2:34. A — 55,801.

## GAME 6 Wednesday, October 13 at Minnesota

Los Angeles	0	0	0	0	0	0	1	0	0	—	1	6	1
Minnesota	0	0	0	2	0	3	0	0	x	—	5	6	1

WP — Grant. LP — Osteen.  
Osteen, Reed (6), Miller (8) and Roseboro.  
Grant and Battey.  
HR — Fairly, Allison, Grant. T — 2:16. A — 49,578.

## GAME 7 Thursday, October 14 at Minnesota

Los Angeles	0	0	0	2	0	0	0	0	0	—	2	7	0
Minnesota	0	0	0	0	0	0	0	0	0	—	0	3	1

WP — Koufax. LP — Kaat.  
Koufax and Roseboro.  
Kaat, Worthington (4), Klippstein (6), Merritt (7), Perry (9) and Battey.  
HR — Johnson. T — 2:27. A — 50,596.



# 1969 AMERICAN LEAGUE CHAMPIONSHIP SERIES

## TWINS VS. BALTIMORE ORIOLES

ORIOLES:	AVG	G	AB	R	H	2B	3B	HR	RBI	BB	SO	SB		
B. Robinson, 3b	.500	3	14	1	7	1	0	0	0	0	0	0		
Motton, ph	.500	2	2	0	1	0	0	0	1	0	0	0		
Blair, cf	.400	3	15	1	6	2	0	1	6	2	2	0		
Powell, 1b	.385	3	13	2	5	0	0	1	1	2	0	0		
F. Robinson, rf	.333	3	12	1	4	2	0	1	2	3	3	0		
Buford, lf	.286	3	14	3	4	1	0	0	1	3	0	0		
Belanger, ss	.267	3	15	4	4	0	1	1	1	0	0	0		
Hendricks, ph-c	.250	3	8	2	2	2	0	0	3	1	2	0		
Johnson, 2b	.231	3	13	2	3	0	0	0	0	2	1	0		
Palmer, p	.000	1	5	0	0	0	0	0	0	0	3	0		
Etchebarren, c	.000	2	4	0	0	0	0	0	0	0	0	0		
McNally, p	.000	1	4	0	0	0	0	0	0	0	2	0		
Cuellar, p	.000	1	2	0	0	0	0	0	0	0	1	0		
May, ph	.000	1	1	0	0	0	0	0	0	0	0	0		
Salmon, ph	.000	1	1	0	0	0	0	0	0	0	0	0		
R. Hall, p	.000	1	0	0	0	0	0	0	0	0	0	0		
Lopez, p	.000	1	0	0	0	0	0	0	0	0	0	0		
Rettenmund, ph	.000	1	0	0	0	0	0	0	0	0	0	0		
Richert, p	.000	1	0	0	0	0	0	0	0	0	0	0		
Watt, p	.000	1	0	0	0	0	0	0	0	0	0	0		
Totals	.293	3	123	16	36	8	1	4	15	13	14	0		
Pitchers:	W	L	ERA	G	GS	CG	SHO	SV	IP	H	R	ER	BB	SO
McNally	1	0	0.00	1	1	1	1	0	11.0	3	0	0	5	11
Watt	0	0	0.00	1	0	0	0	0	2.0	0	0	0	0	2
Richert	0	0	0.00	1	0	0	0	0	1.0	0	0	0	2	2
R. Hall	1	0	0.00	1	0	0	0	0	0.2	0	0	0	0	1
Lopez	0	0	0.00	1	0	0	0	0	0.1	1	0	0	2	0
Palmer	1	0	2.00	1	1	1	0	0	9.0	10	2	2	2	4
Cuellar	0	0	2.25	1	1	0	0	0	8.0	3	3	2	1	7
Totals	3	0	1.13	7	3	2	1	0	32.0	17	5	4	12	27

POSTSEASON  
1969  
ALCS



# 1969 ALCS [CONTINUED]

TWINS:	AVG	G	AB	R	H	2B	3B	HR	RBI	BB	SO	SB
Nettles, ph	1.000	1	1	0	1	0	0	0	0	0	0	0
Woodson, p	1.000	1	1	0	1	0	0	0	0	0	0	0
Oliva, rf	.385	3	13	3	5	2	0	1	2	1	3	1
Roseboro, c	.200	2	5	0	1	0	0	0	0	0	0	0
Reese, 1b	.167	3	12	0	2	0	0	0	2	1	1	0
Uhlender, lf	.167	2	6	0	1	0	0	0	0	0	0	0
Cardenas, ss	.154	3	13	0	2	0	1	0	0	0	7	0
Mitterwald, c	.143	2	7	0	1	0	0	0	0	1	3	0
Killebrew, 3b	.125	3	8	2	1	1	0	0	0	6	2	0
Tovar, cf	.077	3	13	0	1	0	0	0	0	1	2	1
Carew, 2b	.071	3	14	0	1	0	0	0	0	1	4	0
Allison, lf	.000	2	8	0	0	0	0	0	1	0	0	0
Boswell, p	.000	1	4	0	0	0	0	0	0	0	4	0
Perry, p	.000	1	3	0	0	0	0	0	0	0	1	0
Perranoski, p	.000	3	1	0	0	0	0	0	0	0	0	0
Renick, ph	.000	1	1	0	0	0	0	0	0	0	0	0
Chance, p	.000	1	0	0	0	0	0	0	0	0	0	0
Grzenda, p	.000	1	0	0	0	0	0	0	0	0	0	0
T. Hall, p	.000	1	0	0	0	0	0	0	0	0	0	0
Manuel, ph	.000	1	0	0	0	0	0	0	0	1	0	0
Miller, p	.000	1	0	0	0	0	0	0	0	0	0	0
Worthington, p	.000	1	0	0	0	0	0	0	0	0	0	0
Totals	.155	3	110	5	17	3	1	1	5	12	27	2

Pitchers:	W	L	ERA	G	GS	CG	SHO	SV	IP	H	R	ER	BB	SO
Grzenda	0	0	0.00	1	0	0	0	0	0.2	0	0	0	0	0
T. Hall	0	0	0.00	1	0	0	0	0	0.2	0	0	0	0	0
Boswell	0	1	0.84	1	1	0	0	0	10.2	7	1	1	7	4
Perry	0	0	3.38	1	1	0	0	0	8.0	6	3	3	3	3
Miller	0	1	5.40	1	1	0	0	0	1.2	5	3	1	0	0
Perranoski	0	1	5.79	3	0	0	0	0	4.2	8	3	3	0	2
Worthington	0	0	6.75	1	0	0	0	0	1.1	3	1	1	0	1
Woodson	0	0	10.80	1	0	0	0	0	1.2	3	2	2	3	2
Chance	0	0	13.50	1	0	0	0	0	2.0	4	3	3	0	2
Totals	0	3	4.02	11	3	0	0	0	31.1	36	16	14	13	14

## GAME 1 Saturday, October 4 at Baltimore

Minnesota	0	0	0	0	1	0	2	0	0	—	3	4	2
Baltimore	0	0	0	1	1	0	0	0	1	—	4	10	1
WP —Hall. LP —Perranoski.													
Perry, Perranoski (9) and Mitterwald, Roseboro (12).													
Cuellar, Richt (9), Watt (10), Lopez (12), R. Hall (12) and Hendricks, Etchebarren (10).													
HR —F. Robinson, Belanger, Oliva, Powell.													
T —3:29. A —39,324.													

## GAME 2 Sunday, October 5 at Baltimore

Minnesota	0	0	0	0	0	0	0	0	0	—	0	3	1
Baltimore	0	0	0	0	0	0	0	0	1	—	1	8	0
WP —McNally. LP —Boswell.													
Boswell, Perranoski (11) and Mitterwald.													
McNally and Etchebarren, Hendricks (10).													
T —3:17. A —41,704.													

## GAME 3 Monday, October 6 at Minnesota

Baltimore	0	3	0	2	0	1	0	2	3	—	11	18	0
Minnesota	1	0	0	0	1	0	0	0	0	—	2	10	2
WP —Palmer. LP —Miller.													
Palmer and Hendricks.													
Miller, Woodson (2), T. Hall (4), Worthington (5), Grzenda (6), Chance (7), Perranoski (9) and Roseboro.													
HR —Blair. T —2:48. A —32,735.													







# 1970 AMERICAN LEAGUE CHAMPIONSHIP SERIES

## TWINS VS. BALTIMORE ORIOLES

ORIOLES:	AVG	G	AB	R	H	2B	3B	HR	RBI	BB	SO	SB
B. Robinson, 3b	.583	3	12	3	7	2	0	0	1	0	1	0
Cuellar, p	.500	1	2	1	1	0	0	1	4	0	1	0
R. Hall, p	.500	1	2	1	1	0	0	0	0	0	1	0
Powell, 1b	.429	3	14	2	6	2	0	1	6	0	3	0
Buford, lf	.429	2	7	2	3	1	0	1	3	2	0	0
Hendricks, c	.400	1	5	2	2	0	0	0	0	0	1	0
McNally, p	.400	1	5	1	2	1	0	0	1	0	1	0
Johnson, 2b	.364	3	11	4	4	0	0	2	4	1	1	0
Belanger, ss	.333	3	12	5	4	0	0	0	1	1	0	0
Rettenmund, lf	.333	1	3	1	1	0	0	0	1	2	1	1
Palmer, p	.250	1	4	1	1	1	0	0	1	0	0	0
F. Robinson, rf	.200	3	10	3	2	0	0	1	2	5	2	0
Etchebarren, c	.111	2	9	1	1	0	0	0	0	0	3	0
Blair, cf	.077	3	13	0	1	0	0	0	0	1	4	0
<b>Totals</b>	<b>.330</b>	<b>3</b>	<b>109</b>	<b>27</b>	<b>36</b>	<b>7</b>	<b>0</b>	<b>6</b>	<b>24</b>	<b>12</b>	<b>19</b>	<b>1</b>

Pitchers:	W	L	ERA	G	GS	CH	SHO	SV	IP	H	R	ER	BB	SO
R. Hall	1	0	0.00	1	0	0	0	0	4.2	1	0	0	0	3
Palmer	1	0	1.00	1	1	1	0	0	9.0	7	1	1	3	12
McNally	1	0	3.00	1	1	1	0	0	9.0	6	3	3	5	5
Cuellar	0	0	12.46	1	1	0	0	0	4.1	10	6	6	1	2
<b>Totals</b>	<b>3</b>	<b>0</b>	<b>3.33</b>	<b>4</b>	<b>3</b>	<b>2</b>	<b>0</b>	<b>0</b>	<b>27.0</b>	<b>24</b>	<b>10</b>	<b>10</b>	<b>9</b>	<b>22</b>

TWINS:	AVG	G	AB	R	H	2B	3B	HR	RBI	BB	SO	SB
Oliva, rf	.500	3	12	2	6	2	0	1	1	0	1	0
Mitterwald, c	.500	2	8	2	4	1	0	0	2	0	2	0
Tovar, cf-2b-lf	.385	3	13	2	5	0	1	0	1	0	0	0
Killebrew, 3b-1b	.273	3	11	2	3	0	0	2	4	2	4	0
Ratliff, c	.250	1	4	0	1	0	0	0	0	0	1	0
Renick, 3b-ph	.200	2	5	0	1	0	0	0	0	0	1	0
Cardenas, ss	.182	3	11	1	2	0	0	0	1	1	1	0
Reese, 1b	.143	2	7	0	1	0	0	0	0	1	1	0
Thompson, 2b	.125	3	8	0	1	1	0	0	0	1	0	0
Alyea, lf-ph	.000	3	7	1	0	0	0	0	0	2	3	0
Holt, ph-cf-pr	.000	3	5	0	0	0	0	0	0	0	2	0
Allison, ph	.000	3	2	0	0	0	0	0	0	1	1	0
Quilici, 2b-ph	.000	3	2	0	0	0	0	0	0	0	1	0
Carew, ph	.000	2	2	0	0	0	0	0	0	0	1	0
T. Hall, p	.000	2	1	0	0	0	0	0	0	0	1	0
Perry, p	.000	2	1	0	0	0	0	0	1	0	0	0
Kaat, p	.000	1	1	0	0	0	0	0	0	0	1	0
Manuel, ph	.000	1	1	0	0	0	0	0	0	0	1	0
Perranoski, p	.000	2	0	0	0	0	0	0	0	0	0	0
Tiant, p-pr	.000	2	0	0	0	0	0	0	0	0	0	0
Williams, p	.000	2	0	0	0	0	0	0	0	1	0	0
Zepp, p	.000	2	0	0	0	0	0	0	0	0	0	0
Bylleven, p	.000	1	0	0	0	0	0	0	0	0	0	0
Woodson, p	.000	1	0	0	0	0	0	0	0	0	0	0
<b>Totals</b>	<b>.238</b>	<b>3</b>	<b>101</b>	<b>10</b>	<b>24</b>	<b>4</b>	<b>1</b>	<b>3</b>	<b>10</b>	<b>9</b>	<b>22</b>	<b>0</b>

Pitchers:	W	L	ERA	G	GS	CH	SHO	SV	IP	H	R	ER	BB	SO
Williams	0	0	0.00	2	0	0	0	0	6.0	2	0	0	1	2
Bylleven	0	0	0.00	1	0	0	0	0	2.0	2	1	0	0	2
T. Hall	0	1	6.75	2	1	0	0	0	5.1	6	4	4	4	6
Zepp	0	0	6.75	2	0	0	0	0	1.1	2	1	1	2	2
Kaat	0	1	9.00	1	1	0	0	0	2.0	6	4	2	2	1
Woodson	0	0	9.00	1	0	0	0	0	1.0	2	1	1	1	0
Perry	0	1	13.50	2	1	0	0	0	5.1	10	9	8	1	3
Tiant	0	0	13.50	1	0	0	0	0	0.2	1	2	1	0	0
Perranoski	0	0	19.29	2	0	0	0	0	2.1	5	5	5	1	3
<b>Totals</b>	<b>0</b>	<b>3</b>	<b>7.62</b>	<b>14</b>	<b>3</b>	<b>0</b>	<b>0</b>	<b>0</b>	<b>26.0</b>	<b>36</b>	<b>27</b>	<b>22</b>	<b>12</b>	<b>19</b>

**DID YOU Know?**

...that the 1987 World Series was the first in which games were played indoors.

POSTSEASON  
1970  
ALCS



# 1970 ALCS [CONTINUED]

## GAME 1 Saturday, October 3 at Minnesota

Baltimore	0	2	0	7	0	1	0	0	0	—	10	13	0
Minnesota	1	1	0	1	3	0	0	0	0	—	6	11	2
WP —Hall. LP —Perry. Cuellar, R. Hall (5) and Hendricks. Perry, Zepp (4), Woodson (5), Williams (6), Perranoski (9) and Mitterwald. HR — Cuellar, Buford, Powell, Killebrew. T — 2:36. A — 26, 847.													

## GAME 2 Sunday, October 4 at Minnesota

Baltimore	1	0	2	1	0	0	0	0	7	—	11	13	0
Minnesota	0	0	0	3	0	0	0	0	0	—	3	6	2
WP —McNally. LP —Hall. McNally and Etchebarren. T. Hall, Zepp (4), Williams (5), Perranoski (8), Tiant (9) and Mitterwald. HR — F. Robinson, Killebrew, Oliva, Johnson. T — 2:59. A — 27,490.													

## GAME 3 Monday, October 5 at Baltimore

Minnesota	0	0	0	0	1	0	0	0	0	—	1	7	2
Baltimore	1	1	3	0	0	0	1	0	x	—	6	10	0
WP —Palmer. LP —Kaat. Kaat, Blyleven (3), T. Hall (5), Perry (7) and Ratliff. Palmer and Etchebarren. HR — Johnson. T — 2:20. A — 27,608.													



## 1987 AMERICAN LEAGUE CHAMPIONSHIP SERIES TWINS VS. DETROIT TIGERS

TIGERS:	AVG	G	AB	R	H	2B	3B	HR	RBI	BB	SO	SB		
Grubb, ph-dh	.571	4	7	0	4	0	0	0	0	0	1	0		
Morrison, dh-3b	.400	2	5	1	2	0	0	0	0	0	1	0		
Herndon, rf-ph-dh	.333	3	9	1	3	1	0	0	2	1	1	1		
Sheridan, rf-pr	.300	5	10	2	3	1	0	1	2	0	2	0		
Evans, 1b-3b	.294	5	17	0	5	0	0	0	0	4	2	0		
Gibson, lf	.286	5	21	4	6	1	0	1	4	3	8	3		
Heath, c	.286	3	7	1	2	0	0	1	2	0	0	0		
Lemon, cf	.278	5	18	4	5	0	0	2	4	1	4	0		
Bergman, ph-dh-1b	.250	4	4	0	1	0	0	0	2	0	1	0		
Trammell, ss	.200	5	20	3	4	1	0	0	2	1	2	0		
Whitaker, 2b	.176	5	17	4	3	0	0	1	1	7	3	1		
Nokes, ph-dh-c	.143	5	14	2	2	0	0	1	2	1	4	0		
Brookens, 3b	.000	5	13	0	0	0	0	0	0	0	3	0		
Madlock, dh	.000	1	5	0	0	0	0	0	0	0	3	0		
Totals	.240	5	167	23	40	4	0	7	21	18	35	5		
Pitchers:	W	L	ERA	G	GS	CG	SHO	SV	IP	H	R	ER	BB	SO
Petry	0	0	0.00	1	0	0	0	0	3.1	1	1	0	0	1
Hernandez	0	0	0.00	1	0	0	0	0	0.1	2	0	0	0	0
Robinson	0	0	0.00	1	0	0	0	0	0.1	1	0	0	0	0
Thurmond	0	0	0.00	1	0	0	0	0	0.1	0	0	0	0	0
King	0	0	1.69	2	0	0	0	0	5.1	3	1	1	2	4
Tanana	0	1	5.06	1	1	0	0	0	5.1	6	4	3	4	1
Morris	0	1	6.75	1	1	1	0	0	8.0	6	6	6	3	7
Terrell	0	0	9.00	1	1	0	0	0	6.0	7	6	6	4	4
Alexander	0	2	10.00	2	2	0	0	0	9.0	14	10	10	1	5
Henneman	1	0	10.80	1	0	0	0	0	5.0	6	6	6	6	3
Totals	1	4	6.70	12	5	1	0	0	43.0	46	34	32	20	25
TWINS:	AVG	G	AB	R	H	2B	3B	HR	RBI	BB	SO	SB		
Larkin, ph	1.000	1	1	0	1	1	0	0	1	0	0	0		
Butera, c	.667	1	3	0	2	0	0	0	0	0	0	0		
Brunansky, rf	.412	5	17	5	7	4	0	2	9	4	3	0		
Baylor, ph-dh	.400	2	5	0	2	0	0	0	1	0	0	0		
Gladde, lf	.350	5	20	5	7	2	0	0	5	2	1	0		
Gaetti, 3b	.300	5	20	5	6	1	0	2	5	1	3	0		
Gagne, ss	.278	5	18	5	5	3	0	2	3	3	4	0		
Lombardozzi, 2b-pr	.267	5	15	2	4	0	0	0	1	2	2	0		
Bush, dh	.250	4	12	4	3	0	1	0	2	3	2	3		
Puckett, cf	.208	5	24	3	5	1	0	1	3	0	5	1		
Hrbek, 1b	.150	5	20	4	3	0	0	1	1	3	0	0		
Laudner, c	.071	5	14	1	1	1	0	0	2	2	5	0		
Newman, 2b	.000	1	2	0	0	0	0	0	0	0	0	0		
Davidson, pr	.000	1	0	0	0	0	0	0	0	0	0	0		
Totals	.269	5	171	34	46	13	1	8	33	20	25	4		
Pitchers:	W	L	ERA	G	GS	CG	SHO	SV	IP	H	R	ER	BB	SO
Schatzeder	0	0	0.00	2	0	0	0	0	4.1	2	0	0	0	5
Atherton	0	0	0.00	1	0	0	0	0	0.1	1	0	0	0	0
Berenguer	0	0	1.50	4	0	0	0	1	6.0	1	1	1	3	6
Blyleven	2	0	4.05	2	2	0	0	0	13.1	12	6	6	3	9
Reardon	1	1	5.06	4	0	0	0	2	5.1	7	3	3	3	5
Viola	1	0	5.25	2	2	0	0	0	12.0	14	8	7	5	9
Straker	0	0	16.88	1	1	0	0	0	2.2	3	5	5	4	1
Totals	4	1	4.50	16	5	0	0	3	44.0	40	23	22	18	35



# 1987 ALCS (CONTINUED)

## GAME 1 Wednesday, October 7 at Minnesota

Detroit	0	0	1	0	0	1	1	2	0	—	5	10	0
Minnesota	0	1	0	0	3	0	0	4	x	—	8	10	0

WP —Reardon. LP —Alexander.

Alexander, Henneman (8), Hernandez (8), King (8) and Heath.

Viola, Reardon (8) and Laudner.

HR — Gaetti 2, Heath, Gibson. T — 2:46. A — 53,269.

## GAME 2 Thursday, October 8 at Minnesota

Detroit	0	2	0	0	0	0	0	1	0	—	3	7	1
Minnesota	0	3	0	2	1	0	0	0	x	—	6	6	0

WP —Blyleven. LP —Morris. Save —Berenguer.

Morris and Heath, Nokes (8).

Blyleven, Berenguer (8) and Laudner.

HR — Lemon, Hrbek, Whitaker. T — 2:54. A — 55,245.

## GAME 3 Saturday, October 10 at Detroit

Minnesota	0	0	0	2	0	2	2	0	0	—	6	8	1
Detroit	0	0	5	0	0	0	0	2	x	—	7	7	0

WP —Henneman. LP —Reardon.

Straker, Schatzeder (3), Berenguer (7), Reardon (8) and Butera, Laudner (7).

Terrell, Henneman (7) and Nokes.

HR — Gagne, Brunansky, Sheridan. T — 3:29. A — 49,730.

## GAME 4 Sunday, October 11 at Detroit

Minnesota	0	0	1	1	1	1	0	1	0	—	5	7	1
Detroit	1	0	0	0	1	1	0	0	0	—	3	7	3

WP —Viola. LP —Tanana. Save —Reardon.

Viola, Atherton (6), Berenguer (6), Reardon (9) and Laudner.

Tanana, Petry (6), Thurmond (9) and Heath.

HR — Puckett, Gagne. T — 3:24. A — 51,939.

## GAME 5 Monday, October 12 at Detroit

Minnesota	0	4	0	0	0	0	1	1	3	—	9	15	1
Detroit	0	0	0	3	0	0	0	1	1	—	5	9	1

WP —Blyleven. LP —Alexander. Save —Reardon.

Blyleven, Schatzeder (7), Berenguer (8), Reardon (8) and Laudner.

Alexander, King (2), Henneman (7), Robinson (9) and Nokes.

HR — Nokes, Lemon, Brunansky. T — 3:14. A — 47,448.



## 1987 WORLD SERIES TWINS VS. ST. LOUIS CARDINALS

CARDINALS:	AVG	G	AB	R	H	2B	3B	HR	RBI	BB	SO	SB
Pendleton, dh-ph	.429	3	7	2	3	0	0	0	1	1	1	2
Pena, c-dh	.409	7	22	2	9	1	0	0	4	3	2	1
McGee, cf	.370	7	27	2	10	2	0	0	4	0	9	0
Lindeman, 1b-ph-rf	.333	6	15	3	5	1	0	0	2	0	3	0
Lake, c	.333	3	3	0	1	0	0	0	1	0	0	0
Ford, rf-ph	.308	5	13	1	4	0	0	0	2	1	1	0
Herr, 2b	.250	7	28	2	7	0	0	1	1	2	2	0
Oquendo, rf-3b	.250	7	24	2	6	0	0	0	2	1	4	0
Pagnozzi, dh-ph	.250	2	4	0	1	0	0	0	0	0	0	0
Driessen, 1b	.231	4	13	3	3	2	0	0	1	1	1	0
Smith, ss	.214	7	28	3	6	0	0	0	2	2	3	2
Coleman, lf	.143	7	28	5	4	2	0	0	2	2	10	6
Lawless, 3b	.100	3	10	1	1	0	0	1	3	0	4	0
Cox, p	.000	3	2	0	0	0	0	0	0	0	1	0
Forsch, p	.000	3	2	0	0	0	0	0	0	0	0	0
Tudor, p	.000	2	2	0	0	0	0	0	0	0	2	0
Morris, rf	.000	1	2	0	0	0	0	0	0	0	0	0
Dayley, p	.000	4	1	0	0	0	0	0	0	0	1	0
Mathews, p	.000	1	1	0	0	0	0	0	0	0	0	0
Worrell, p	.000	4	0	0	0	0	0	0	0	0	0	0
Horton, p	.000	2	0	0	0	0	0	0	0	0	0	0
Magrane, p	.000	2	0	0	0	0	0	0	0	0	0	0
Tunnell, p	.000	2	0	0	0	0	0	0	0	0	0	0
Johnson, pr	.000	1	0	0	0	0	0	0	0	0	0	1
Totals	.259	7	232	26	60	8	0	2	25	13	44	12

Pitchers:	W	L	ERA	G	GS	CG	SHO	SV	IP	H	R	ER	BB	SO
Worrell	0	0	1.29	4	0	0	0	2	7.0	6	1	1	4	3
Dayley	0	0	1.93	4	0	0	0	1	4.2	2	1	1	0	3
Tunnell	0	0	2.08	2	0	0	0	0	4.1	4	2	1	2	1
Mathews	0	0	2.45	1	1	0	0	0	3.2	2	1	1	2	3
Tudor	1	1	5.73	2	2	0	0	0	11.0	15	7	7	3	8
Horton	0	0	6.00	2	0	0	0	0	3.0	5	2	2	0	1
Cox	1	2	7.71	3	2	0	0	0	11.2	13	10	10	8	9
Magrane	0	1	8.59	2	2	0	0	0	7.1	9	7	7	5	5
Forsch	1	0	9.95	3	0	0	0	0	6.1	8	7	7	5	3
Totals	3	4	5.64	23	7	0	0	3	59.0	64	38	37	29	36

POSTSEASON  
2014  
ASG



# 1987 WORLD SERIES (CONTINUED)

TWINS:	AVG	G	AB	R	H	2B	3B	HR	RBI	BB	SO	SB		
Smalley, ph	.500	4	2	0	1	1	0	0	0	2	0	0		
Lombardozi, 2b	.412	6	17	3	7	1	0	1	4	2	2	0		
Baylor, dh-ph	.385	5	13	3	5	0	0	1	3	1	1	0		
Puckett, cf	.357	7	28	5	10	1	1	0	3	2	1	1		
Laudner, c	.318	7	22	4	7	1	0	1	4	5	4	0		
Gladden, lf	.290	7	31	3	9	2	1	1	7	3	4	2		
Gaetti, 3b	.259	7	27	4	7	2	1	1	4	2	5	2		
Hrbek, 1b	.208	7	24	4	5	0	0	1	6	5	3	0		
Gagne, ss	.200	7	30	5	6	1	0	1	3	1	6	0		
Brunansky, rf	.200	7	25	5	5	0	0	0	2	4	4	1		
Newman, pr-2b-ph	.200	4	5	0	1	0	0	0	0	1	1	0		
Bush, dh-ph	.167	4	6	1	1	1	0	0	2	0	1	0		
Larkin, 1b-ph	.000	5	3	1	0	0	0	0	0	1	0	0		
Straker, p	.000	2	2	0	0	0	0	0	0	0	2	0		
Viola, p	.000	3	1	0	0	0	0	0	0	0	1	0		
Blyleven, p	.000	2	1	0	0	0	0	0	0	0	1	0		
Davidson, rf-ph	.000	2	1	0	0	0	0	0	0	0	0	0		
Reardon, p	.000	4	0	0	0	0	0	0	0	0	0	0		
Berenguer, p	.000	3	0	0	0	0	0	0	0	0	0	0		
Schatzeder, p	.000	3	0	0	0	0	0	0	0	0	0	0		
Atherton, p	.000	2	0	0	0	0	0	0	0	0	0	0		
Butera, c	.000	1	0	0	0	0	0	0	0	0	0	0		
Frazier, p	.000	1	0	0	0	0	0	0	0	0	0	0		
Niekro, p	.000	1	0	0	0	0	0	0	0	0	0	0		
Totals	.269	7	238	38	64	10	3	7	38	29	36	6		
Pitchers:	W	L	ERA	G	GS	CG	SHO	SV	IP	H	R	ER	BB	SO
Reardon	0	0	0.00	4	0	0	0	1	4.2	5	0	0	0	3
Frazier	0	0	0.00	1	0	0	0	0	2.0	1	0	0	0	2
Niekro	0	0	0.00	1	0	0	0	0	2.0	1	0	0	1	1
Blyleven	1	1	2.77	2	2	0	0	0	13.0	13	5	4	2	12
Viola	2	1	3.72	3	3	0	0	0	19.1	17	8	8	3	16
Straker	0	0	4.00	2	2	0	0	0	9.0	9	4	4	3	6
Schatzeder	1	0	6.23	3	0	0	0	0	4.1	4	3	3	3	3
Atherton	0	0	6.75	2	0	0	0	0	1.1	0	1	1	1	0
Berenguer	0	1	10.38	3	0	0	0	0	4.1	10	5	5	0	1
Totals	4	3	3.75	21	7	0	0	1	60.0	60	26	25	13	44

## GAME 1 Saturday, October 17 at Minnesota

St. Louis	0	1	0	0	0	0	0	—	1	5	1
Minnesota	0	0	0	7	2	0	1	0	x	10	11
WP — Viola. LP — Magrane.											
Magrane, Forsch (4), Horton (7) and Pena, Lake (8).											
Viola, Atherton (9) and Laudner.											
HR — Gladden, Lombardozi. T — 2:39. A — 55.171.											

## GAME 2 Sunday, October 18 at Minnesota

St. Louis	0	0	0	0	1	2	0	—	4	9	0
Minnesota	0	1	0	6	0	1	0	x	—	8	10
WP — Blyleven. LP — Cox.											
Cox, Tunnell (4), Dayley (7), Worrell (8) and Pena.											
Blyleven, Berenguer (8), Reardon (9) and Laudner.											
HR — Gaetti, Laudner. T — 2:42. A — 55,257.											

## GAME 3 Tuesday, October 20 at St. Louis

Minnesota	0	0	0	0	0	1	0	0	0	—	1	5	1
St. Louis	0	0	0	0	0	0	3	0	x	—	3	9	1
WP —Tudor. LP —Berenguer. Save —Worrell.													
Straker, Berenguer (7), Schatzeder (7) and Laudner.													
Tudor, Worrell (8) and Pena.													
T — 2:45. A — 55,347.													

## GAME 4 Wednesday, October 21 at St. Louis

Minnesota	0	0	1	0	1	0	0	0	0	—	2	7	1
St. Louis	0	0	1	6	0	0	0	0	x	—	7	10	1
WP — Forsch. LP — Viola. Save — Dayley.													
Viola, Schatzeder (4), Niekro (5), Frazier (7) and Laudner, Butera (8).													
Mathews, Forsch (4), Dayley (7) and Pena.													
HR — Gagne, Lawless. T — 3:11. A — 55,347.													

## GAME 5 Thursday, October 22 at St. Louis

Minnesota	0	0	0	0	0	0	2	0	—	2	6	1
St. Louis	0	0	0	0	0	3	1	0	*x	—	4	10
WP — Cox. LP — Blyleven. Save — Worrell.												
Blyleven, Atherton (7), Reardon (7) and Laudner.												
Cox, Dayley (8), Worrell (8) and Pena, Lake (9).												
T — 3:21. A — 55,347.												

## GAME 6 Saturday, October 24 at Minnesota

St. Louis	1	1	0	2	1	0	0	0	0	—	5	11	2
Minnesota	2	0	0	0	4	4	0	1	x	—	11	15	0
WP — Schatzeder. LP — Tudor.													
Tudor, Horton (5), Forsch (6), Dayley (6), Tunnell (7) and Pena.													
Straker, Schatzeder (4), Berenguer (6), Reardon (9) and Laudner.													
HR — Herr, Baylor, Hrbek. T — 3:22. A — 55,293.													

## GAME 7 Sunday, October 25 at Minnesota

St. Louis	0	2	0	0	0	0	0	0	—	2	6	1	
Minnesota	0	1	0	0	1	1	0	1	x	—	4	10	0
WP — Viola. LP — Cox. Save — Reardon.													
Magrane, Cox (5), Worrell (6) and Lake.													
Viola, Reardon (9) and Laudner.													
T — 3:04. A — 55.376.													

## DID YOU Know?

...that in 1991, the Twins became the first team in major league history to go from last place the previous season, to World Champions the next.





# 1991 AMERICAN LEAGUE CHAMPIONSHIP SERIES

## TWINS VS. TORONTO BLUE JAYS

BLUE JAYS:	AVG	G	AB	R	H	2B	3B	HR	RBI	BB	SO	SB
Alomar, 2b	.474	5	19	3	9	0	0	0	4	2	3	2
White, cf	.364	5	22	5	8	1	0	0	0	2	3	3
Gruber, 3b	.286	5	21	1	6	1	0	0	4	0	4	1
Borders, c	.263	5	19	0	5	1	0	0	2	0	0	0
Carter, rf-dh	.263	5	19	3	5	2	0	1	4	1	5	0
Wilson, pr-lf	.250	3	8	1	2	0	0	0	0	1	3	1
Olerud, 1b	.158	5	19	1	3	0	0	0	3	3	1	0
Lee, ss	.125	5	16	3	2	0	0	0	0	1	5	0
Mulliniks, dh-ph	.125	5	8	1	1	0	0	0	0	3	0	0
Maldonado, lf-rf	.100	5	20	1	2	1	0	0	1	1	6	0
Ducey, pr-rf	.000	1	1	0	0	0	0	0	0	0	0	0
Tabler, ph-dh	.000	2	1	0	0	0	0	0	0	1	0	0
Gonzales, pr-ss	....	2	0	0	0	0	0	0	0	0	0	0
<b>Totals</b>	<b>.249</b>	<b>5</b>	<b>173</b>	<b>19</b>	<b>43</b>	<b>6</b>	<b>0</b>	<b>1</b>	<b>18</b>	<b>15</b>	<b>30</b>	<b>7</b>

Pitchers:	W	L	ERA	G	GS	CG	SHO	SV	IP	H	R	ER	BB	SO
Henke	0	0	0.00	2	0	0	0	0	2.2	0	0	0	1	5
Acker	0	0	0.00	1	0	0	0	0	0.2	1	0	0	0	1
Wells	0	0	2.35	4	0	0	0	0	7.2	6	2	2	2	9
Key	0	0	3.00	1	1	0	0	0	6.0	5	2	2	1	1
Guzman	1	0	3.18	1	1	0	0	0	5.2	4	2	2	4	2
Timlin	0	1	3.18	4	0	0	0	0	5.2	5	4	2	2	5
Ward	0	1	6.23	2	0	0	0	1	4.1	4	3	3	1	6
Candiotti	0	1	8.22	2	2	0	0	0	7.2	17	9	7	2	5
MacDonald	0	0	9.00	1	0	0	0	0	1.0	1	1	1	1	0
Stottlemire	0	1	9.82	1	1	0	0	0	3.2	7	4	4	1	3
<b>Totals</b>	<b>1</b>	<b>4</b>	<b>4.60</b>	<b>5</b>	<b>5</b>	<b>0</b>	<b>0</b>	<b>1</b>	<b>45.0</b>	<b>50</b>	<b>27</b>	<b>23</b>	<b>15</b>	<b>37</b>

TWINS:	AVG	G	AB	R	H	2B	3B	HR	RBI	BB	SO	SB
Puckett, cf	.429	5	21	4	9	1	0	2	6	1	4	0
Knoblauch, 2b	.350	5	20	5	7	2	0	0	3	3	3	2
Mack, rf	.333	5	18	4	6	1	1	0	3	2	4	2
Pagliarulo, 3b-ph	.333	5	15	4	5	1	0	1	3	0	2	0
Davis, dh	.294	5	17	3	5	2	0	0	2	5	8	1
Harper, c	.278	5	18	1	5	2	0	0	1	0	2	0
Gladden, lf	.261	5	23	4	6	0	0	0	3	1	3	3
Gagne, ss	.235	5	17	1	4	0	0	0	1	1	5	0
Hrbek, 1b	.143	5	21	0	3	0	0	0	3	1	3	0
Leius, 3b	.000	3	4	0	0	0	0	0	0	1	1	0
Larkin, ph	.000	3	3	0	0	0	0	0	0	0	1	0
Ortiz, c	.000	3	3	0	0	0	0	0	0	0	0	0
Sorrento, ph	.000	1	1	0	0	0	0	0	0	0	1	0
Newman, 3b-ss	....	2	0	0	0	0	0	0	0	0	0	0
Brown, pr	....	1	0	1	0	0	0	0	0	0	0	0
<b>Totals</b>	<b>.276</b>	<b>5</b>	<b>181</b>	<b>27</b>	<b>50</b>	<b>9</b>	<b>1</b>	<b>3</b>	<b>25</b>	<b>15</b>	<b>37</b>	<b>8</b>

Pitchers:	W	L	ERA	G	GS	CG	SHO	SV	IP	H	R	ER	BB	SO
West	1	0	0.00	2	0	0	0	0	5.2	1	0	0	4	4
Willis	0	0	0.00	3	0	0	0	0	5.1	2	0	0	0	3
Aguilera	0	0	0.00	3	0	0	0	3	3.1	1	0	0	0	3
Guthrie	1	0	0.00	2	0	0	0	0	2.2	0	0	0	0	0
Bedrosian	0	0	0.00	2	0	0	0	0	1.1	3	2	0	2	2
Morris	2	0	4.05	2	2	0	0	0	13.1	17	6	6	1	7
Erickson	0	0	4.50	1	1	0	0	0	4.0	3	2	2	5	2
Japani	0	1	7.84	2	2	0	0	0	10.1	16	9	9	3	9
<b>Totals</b>	<b>4</b>	<b>1</b>	<b>3.33</b>	<b>5</b>	<b>5</b>	<b>0</b>	<b>0</b>	<b>3</b>	<b>46.0</b>	<b>43</b>	<b>19</b>	<b>17</b>	<b>15</b>	<b>30</b>

### DID YOU Know?

...that when Rick Aguilera pinch-hit for Mark Guthrie in Game 3 of the 1991 World Series, he became the first pitcher to be used in that role since Don Drysdale did so for the Dodgers in Game 2 of the 1965 Series vs. Minnesota.

POSTSEASON  
1991  
ALCS



# 1991 ALCS (CONTINUED)

## GAME 1 Tuesday, October 8 at Minnesota

Toronto	0	0	0	1	0	3	0	0	0	—	4	9	2
Minnesota	2	2	1	0	0	0	0	0	x	—	5	11	0

WP —Morris. LP —Candiotti. Save —Aguilera.  
Candiotti, Wells (3), Timlin (6) and Borders.  
Morris, Willis (6), Aguilera (8) and Harper, Ortiz (8).  
T — 3:17. A — 54,766.

## GAME 2 Wednesday, October 9 at Minnesota

Toronto	1	0	2	0	0	0	2	0	0	—	5	9	0
Minnesota	0	0	1	0	0	1	0	0	0	—	2	5	1

WP —Guzman. LP —Tapani. Save —Ward.  
Guzman, Henke (6), Ward (8) and Borders.  
Tapani, Bedrosian (7), Guthrie (7) and Harper.  
T — 3:02. A — 54,816.

## GAME 3 Friday, October 11 at Toronto

Minnesota	0	0	0	0	1	1	0	0	0	1	—	3	7	0
Toronto	2	0	0	0	0	0	0	0	0	0	—	2	5	1

WP —Guthrie. LP —Timlin. Save —Aguilera.  
Erickson, West (5), Willis (7), Guthrie (9), Aguilera (10) and Ortiz, Harper (10).  
Key, Wells (7), Henke (8), Timlin (10) and Borders.  
HR — Carter, Pagliarulo. T — 3:36. A — 51,454.

## GAME 4 Saturday, October 12 at Toronto

Minnesota	0	0	0	4	0	2	1	1	1	—	9	13	0
Toronto	0	1	0	0	0	1	0	0	1	—	3	11	2

WP —Morris. LP —Stottlemire.  
Morris, Bedrosian (9) and Harper.  
Stottlemire, Wells (4), Acker (6), Timlin (7), MacDonald (9) and Borders.  
HR — Puckett. T — 3:15. A — 51,526.

## GAME 5 Sunday, October 13 at Toronto

Minnesota	1	1	0	0	0	3	0	3	0	—	8	14	2
Toronto	0	0	3	2	0	0	0	0	0	—	5	9	1

WP —West. LP —Ward. Save —Aguilera.  
Tapani, West (5), Willis (8), Aguilera (9) and Harper, Ortiz (9).  
Candiotti, Timlin (6), Ward (6), Wells (8) and Borders.  
HR — Puckett. T — 3:29. A — 51,425.



## 1991 WORLD SERIES TWINS VS. ATLANTA BRAVES

BRAVES:	AVG	G	AB	R	H	2B	3B	HR	RBI	BB	SO	SB		
Lemke, 2b	.417	6	24	4	10	1	3	0	4	2	4	0		
Belliard, ss	.375	7	16	0	6	1	0	0	4	1	2	0		
Pendleton, 3b	.367	7	30	6	11	3	0	2	3	3	1	0		
Gant, cf	.267	7	30	3	8	0	1	0	4	2	3	1		
Justice, rf	.259	7	27	5	7	0	0	2	6	5	5	2		
Treadway, 2b-ph	.250	3	4	1	1	0	0	0	0	1	2	0		
Smith, dh-lf	.231	7	26	5	6	0	0	3	3	3	4	1		
Olson, c	.222	7	27	3	6	2	0	0	1	5	4	1		
Hunter, lf-1b	.190	7	21	2	4	1	0	1	3	0	2	0		
Blauser, ss-ph	.167	5	6	0	1	0	0	0	0	1	1	0		
Bream, 1b	.125	7	24	0	3	2	0	0	0	3	4	0		
Avery, p	.000	2	3	0	0	0	0	0	0	0	2	0		
Gregg, ph	.000	4	3	0	0	0	0	0	0	0	2	0		
Glavine, p	.000	2	2	0	0	0	0	0	0	0	0	0		
Mitchell, lf-pr	.000	3	2	0	0	0	0	0	0	0	1	0		
Smoltz, p	.000	2	2	0	0	0	0	0	0	0	1	0		
Cabrera, ph-c	.000	3	1	0	0	0	0	0	0	0	0	0		
Clancy, p	.000	3	1	0	0	0	0	0	0	0	1	0		
Leibrandt, p	.000	2	0	0	0	0	0	0	0	0	0	0		
Mercker, p	.000	2	0	0	0	0	0	0	0	0	0	0		
Pena, p	.000	3	0	0	0	0	0	0	0	0	0	0		
St. Claire, p	.000	1	0	0	0	0	0	0	0	0	0	0		
Stanton, p	.000	5	0	0	0	0	0	0	0	0	0	0		
Willard, ph	.000	1	0	0	0	0	0	0	1	0	0	0		
Wohlers, p	.000	3	0	0	0	0	0	0	0	0	0	0		
Totals	.253	7	249	29	63	10	4	8	29	26	39	5		
Pitchers:	W	L	ERA	G	GS	CG	SHO	SV	IP	H	R	ER	BB	SO
Stanton	1	0	0.00	5	0	0	0	0	7.1	5	0	0	2	7
Wohlers	0	0	0.00	3	0	0	0	0	1.2	2	0	0	2	1
Mercker	0	0	0.00	2	0	0	0	0	1.0	0	0	0	0	1
Smoltz	0	0	1.26	2	2	0	0	0	14.1	13	2	2	1	11
Glavine	1	1	2.70	2	2	1	0	0	13.1	8	6	4	7	8
Pena	0	1	3.38	3	0	0	0	0	5.1	6	2	2	3	7
Avery	0	0	3.46	2	2	0	0	0	13.0	10	6	5	1	8
Clancy	1	0	4.15	3	0	0	0	0	4.1	3	2	2	4	2
St. Claire	0	0	9.00	1	0	0	0	0	1.0	1	1	1	0	0
Leibrandt	0	2	11.25	2	1	0	0	0	4.0	8	5	5	1	3
Totals	3	4	2.89	7	7	1	0	0	65.1	56	24	21	21	48



# 1991 WORLD SERIES [CONTINUED]

TWINS:	AVG	G	AB	R	H	2B	3B	HR	RBI	BB	SO	SB
Larkin ph	.500	4	4	0	2	0	0	0	1	0	0	0
Newman ph-3b-2b-pr	.500	4	2	0	1	0	1	0	1	0	0	0
Harper c-ph	.381	7	21	2	8	2	0	0	1	2	2	0
Leius 3b-ph-ss	.357	7	14	2	5	0	0	1	2	1	2	0
Knoblauch 2b	.308	7	26	3	8	1	0	0	2	4	2	4
Pagliarulo ph-3b	.273	6	11	1	3	0	0	1	2	1	2	0
Puckett cf	.250	7	24	4	6	0	1	2	4	5	7	1
Bush ph-rf	.250	3	4	0	1	0	0	0	0	0	1	0
Gladden lf	.233	7	30	5	7	2	2	0	0	3	4	2
Davis dh-ph-rf	.222	6	18	4	4	0	0	2	4	2	3	0
Ortiz c	.200	3	5	0	1	0	0	0	1	0	1	0
Gagne ss	.167	7	24	1	4	1	0	1	3	0	7	0
Mack rf	.130	6	23	0	3	1	0	0	1	0	7	0
Hrbek 1b	.115	7	26	2	3	1	0	1	2	2	6	0
Brown pr-rf-cf	.000	3	2	0	0	0	0	0	0	0	0	0
Morris p	.000	3	2	0	0	0	0	0	0	0	1	0
Sorrento ph-1b	.000	3	2	0	0	0	0	0	0	1	2	0
Aguilera p-ph	.000	4	1	0	0	0	0	0	0	0	0	0
Erickson p	.000	2	1	0	0	0	0	0	0	0	1	0
Tapani p	.000	2	1	0	0	0	0	0	0	0	0	0
Bedrosian p	.000	3	0	0	0	0	0	0	0	0	0	0
Guthrie p	.000	4	0	0	0	0	0	0	0	0	0	0
Leach p	.000	2	0	0	0	0	0	0	0	0	0	0
West p	.000	2	0	0	0	0	0	0	0	0	0	0
Willis p	.000	4	0	0	0	0	0	0	0	0	0	0
<b>Totals</b>	<b>.232</b>	<b>7</b>	<b>241</b>	<b>24</b>	<b>56</b>	<b>8</b>	<b>4</b>	<b>8</b>	<b>24</b>	<b>21</b>	<b>48</b>	<b>7</b>

Pitchers:	W	L	ERA	G	GS	CG	SHO	SV	IP	H	R	ER	BB	SO
Morris	2	0	1.17	3	3	1	1	0	23.0	18	3	3	9	15
Aguilera	1	1	1.80	4	0	0	0	2	5.0	6	1	1	1	3
Guthrie	0	1	2.25	4	0	0	0	0	4.0	3	1	1	4	3
Leach	0	0	3.86	2	0	0	0	0	2.1	2	1	1	0	2
Tapani	1	1	4.50	2	2	0	0	0	12.0	13	6	6	2	7
Erickson	0	0	5.06	2	2	0	0	0	10.2	10	7	6	4	5
Willis	0	0	5.14	4	0	0	0	0	7.0	6	4	4	2	2
Bedrosian	0	0	5.40	3	0	0	0	0	3.1	3	2	2	0	2
West	0	0	INF	2	0	0	0	0	0.0	2	4	4	4	0
<b>Totals</b>	<b>4</b>	<b>3</b>	<b>3.74</b>	<b>7</b>	<b>7</b>	<b>1</b>	<b>1</b>	<b>2</b>	<b>67.1</b>	<b>63</b>	<b>29</b>	<b>28</b>	<b>26</b>	<b>39</b>

## GAME 1 Saturday, October 19 at Minnesota

Atlanta	0	0	0	0	1	0	1	0	—	2	6	1
Minnesota	0	0	1	0	3	1	0	0	x	5	9	1

WP — Morris. LP — Leibrandt. Save — Aguilera.  
Leibrandt, Clancy (5), Wohlers (7), Stanton (8) and Olson.  
Morris, Guthrie (8), Aguilera (8) and Harper.  
HR — Gagne, Hrbek. T — 3:00. A — 55,108.

## GAME 2 Sunday, October 20 at Minnesota

Atlanta	0	1	0	0	1	0	0	0	—	2	8	1
Minnesota	2	0	0	0	0	0	0	1	x	3	4	1

WP — Tapani. LP — Glavine. Save — Aguilera.  
Glavine and Olson.  
Tapani, Aguilera (9) and Harper.  
HR — Davis, Leius. T — 2:37. A — 55,145.

## GAME 3 Tuesday, October 22 at Atlanta

Minnesota	1	0	0	0	0	1	2	0	0	0	0	—	4	10	1
Atlanta	0	1	0	1	2	0	0	0	0	0	1	—	5	8	2

WP — Clancy. LP — Aguilera.  
Erickson, West (5), Bedrosian (6), Willis (8), Guthrie (10), Aguilera (12) and Ortiz, Harper (8).  
Avery, Pena (8), Stanton (10), Wohlers (12), Mercker (12), Clancy (12) and Olson.  
HR — Justice, Smith, Puckett, Davis. T — 4:04. A — 50,878.

## GAME 4 Wednesday, October 23 at Atlanta

Minnesota	0	1	0	0	0	0	1	0	0	—	2	7	0
Atlanta	0	0	1	0	0	0	1	0	1	—	3	8	0

WP — Stanton. LP — Guthrie.  
Morris, Willis (7), Guthrie (8), Bedrosian (9) and Harper.  
Smoltz, Wohlers (8), Stanton (8) and Olson.  
HR — Pendleton, Pagliarulo. T — 2:57. A — 50,878.

## GAME 5 Thursday, October 24 at Atlanta

Minnesota	0	0	0	0	0	3	0	1	1	—	5	7	1
Atlanta	0	0	0	4	1	0	6	3	x	—	14	17	1

WP — Glavine. LP — Tapani.  
Tapani, Leach (5), West (7), Bedrosian (7), Willis (8) and Harper, Ortiz (8).  
Glavine, Mercker (6), Clancy (7), St. Claire (9) and Olson, Cabrera (9).  
HR — Justice, Smith, Hunter. T — 2:59. A — 50,878.

## GAME 6 Saturday, October 26 at Minnesota

Atlanta	0	0	0	0	2	0	1	0	0	0	0	—	3	9	1
Minnesota	2	0	0	0	1	0	0	0	0	0	1	—	4	9	0

WP — Aguilera. LP — Leibrandt.  
Avery, Stanton (7), Pena (9), Leibrandt (11) and Olson.  
Erickson, Guthrie (7), Willis (7), Aguilera (10) and Ortiz, Harper (7).  
HR — Pendleton, Puckett. T — 3:36. A — 55,155.

## GAME 7 Sunday, October 27 at Minnesota

Atlanta	0	0	0	0	0	0	0	0	0	—	0	7	0
Minnesota	0	0	0	0	0	0	0	0	1	—	1	10	0

WP — Morris. LP — Pena.  
Smoltz, Stanton (8), Pena (9) and Olson.  
Morris and Harper.  
T — 3:23. A — 55,118.



POSTSEASON

2014

ASC





## 2002 AMERICAN LEAGUE DIVISION SERIES

### TWINS VS. OAKLAND ATHLETICS

ATHLETICS:	AVG	G	AB	R	H	2B	3B	HR	RBI	BB	SO	SB
Byrnes	.000	2	1	0	0	0	0	0	0	0	1	0
Chavez	.381	5	21	3	8	0	0	1	5	2	1	0
Durham	.333	5	21	7	7	3	0	2	2	2	4	1
Dye	.400	5	20	3	8	2	0	1	1	1	5	0
Ellis	.368	5	19	1	7	2	0	1	4	1	2	0
Hatleberg	.500	5	14	5	7	2	0	1	3	3	0	0
Hernandez	.059	5	17	0	1	0	0	0	0	0	4	0
Justice	.238	5	21	2	5	1	1	0	4	0	4	0
Long	.167	5	18	1	3	0	0	1	1	1	2	0
Mabry	.000	2	2	0	0	0	0	0	0	0	1	0
Myers	.000	2	1	0	0	0	0	0	0	0	1	0
Piatt	.333	3	3	0	1	1	0	0	0	0	1	0
Saenz	.000	1	0	0	0	0	0	0	0	1	0	0
Tejada	.143	5	21	3	3	1	0	1	4	1	7	0
Velarde	.600	4	5	1	3	1	0	0	1	0	1	0
<b>Totals</b>	<b>.288</b>	<b>5</b>	<b>184</b>	<b>26</b>	<b>53</b>	<b>13</b>	<b>1</b>	<b>8</b>	<b>25</b>	<b>12</b>	<b>34</b>	<b>1</b>

Pitchers:	W	L	ERA	G	GS	CG	SHO	SV	IP	H	R	ER	BB	SO
Bowie	0	0	0.00	1	0	0	0	0	1.1	0	0	0	0	3
Bradford	0	0	0.00	2	0	0	0	0	3.0	1	0	0	0	1
Hudson	0	1	6.23	2	2	0	0	0	8.2	13	11	6	4	8
Koch	0	0	9.00	3	0	0	0	1	3.0	5	3	3	2	3
Lidle	0	0	9.00	1	0	0	0	0	1.0	2	1	1	0	0
Lilly	0	1	13.50	2	0	0	0	0	4.0	10	6	6	1	3
Mecir	0	0	0.00	1	0	0	0	0	1.0	0	0	0	0	2
Mulder	1	1	2.08	2	2	0	0	0	13.0	14	3	3	3	12
Rincon	0	0	0.00	2	0	0	0	0	3.0	2	0	0	0	2
Zito	1	0	4.50	1	1	0	0	0	6.0	5	3	3	4	8
<b>Totals</b>	<b>2</b>	<b>3</b>	<b>4.09</b>	<b>5</b>	<b>5</b>	<b>0</b>	<b>0</b>	<b>1</b>	<b>44.0</b>	<b>52</b>	<b>27</b>	<b>22</b>	<b>14</b>	<b>42</b>

TWINS:	AVG	G	AB	R	H	2B	3B	HR	RBI	BB	SO	SB
Cuddyer	.385	5	13	1	5	1	0	0	1	3	3	0
Guzman	.286	5	21	5	6	2	0	1	2	2	4	2
Hocking	.500	3	6	0	3	1	0	0	1	0	1	0
Hunter	.300	5	20	4	6	4	0	0	2	1	4	0
Jones	.250	5	20	3	5	3	0	0	1	1	8	0
Kielty	.000	3	4	0	0	0	0	0	0	0	1	0
Koskie	.143	5	21	3	3	0	1	1	5	2	6	0
LeCroy	.444	3	9	1	4	0	0	0	1	0	3	0
Mientkiewicz	.250	5	20	3	5	0	0	2	4	1	1	0
Mohr	1.000	4	2	1	2	1	0	0	0	1	0	0
Ortiz	.231	4	13	0	3	2	0	0	2	0	5	0
Pierzynski	.438	5	16	4	7	0	1	1	4	2	2	0
Prince	.000	1	2	0	0	0	0	0	0	0	2	0
Rivas	.250	4	12	2	3	1	0	0	0	1	2	0
<b>Totals</b>	<b>.291</b>	<b>5</b>	<b>179</b>	<b>27</b>	<b>52</b>	<b>15</b>	<b>2</b>	<b>5</b>	<b>23</b>	<b>14</b>	<b>42</b>	<b>2</b>

Pitchers:	W	L	ERA	G	GS	CG	SHO	SV	IP	H	R	ER	BB	SO
Fiore	0	0	20.25	1	0	0	0	0	1.1	4	3	3	2	0
Guardado	0	0	13.50	2	0	0	0	1	2.0	5	3	3	1	1
Hawkins	0	0	0.00	3	0	0	0	0	2.1	0	0	0	0	5
Jackson	0	0	0.00	1	0	0	0	0	0.2	1	0	0	0	0
Lohse	0	0	0.00	2	0	0	0	0	4.0	2	0	0	0	5
Mays	0	1	14.73	1	1	0	0	0	3.2	9	6	6	2	1
Milton	1	0	2.57	1	1	0	0	0	7.0	6	2	2	1	3
Radke	2	0	1.54	2	2	0	0	0	11.2	14	6	2	1	7
Reed	0	1	7.20	1	1	0	0	0	5.0	6	4	4	2	8
Romero	0	0	0.00	3	0	0	0	0	3.1	3	0	0	1	2
Santana	0	0	6.00	2	0	0	0	0	3.0	3	2	2	2	2
<b>Totals</b>	<b>3</b>	<b>2</b>	<b>4.50</b>	<b>5</b>	<b>5</b>	<b>0</b>	<b>0</b>	<b>1</b>	<b>44.0</b>	<b>53</b>	<b>26</b>	<b>22</b>	<b>12</b>	<b>34</b>

### DID YOU *Know?*

...that the last time the Twins/Senators won a World Series road game was on October 7, 1925. Starting pitcher Walter Johnson allowed one run on five hits in 9.0 innings pitched to go along with 10 strikeouts in Game 1 vs. Pittsburgh. Since that game, the Twins/Senators have 14 straight road losses (three straight losses in '25, two straight in '33, three straight in '65, three straight in '87 and three more in '91).



## 2002 DIVISION SERIES [CONTINUED]

### GAME 1 Tuesday, October 1 at Oakland

Minnesota	0	1	2	0	0	3	1	0	0	—	7	13	3
Oakland	3	2	0	0	0	0	0	0	0	—	5	12	0

WP—Radke. LP—Lilly. Save—Guardado.

Radke, Santana (6), Romero (7), Guardado (9) and Pierzynski.

Hudson, Lilly (6), Lidle (7), Rincon (8), Mecir (9) and Hernandez.

HR—Koskie, Mientkiewicz. T—3:44. A—34,853.

### GAME 2 Wednesday, October 2 at Oakland

Minnesota	0	0	0	0	0	1	0	0	0	—	1	7	0
Oakland	3	0	0	5	1	0	0	0	x	—	9	14	0

WP—Mulder. LP—Mays.

Mays, Fiore (4), Lohse (6), Hawkins (9) and Pierzynski, Prince (6).

Mulder, Bradford (7), Koch (9) and Hernandez.

HR—Chavez, Guzman. T—3:04. A—31,953.

### GAME 3 Friday, October 4 at Minnesota

Oakland	2	0	0	1	0	1	2	0	0	—	6	9	1
Minnesota	0	0	0	1	2	0	0	0	0	—	3	8	0

WP—Zito. LP—Reed. Save—Koch.

Zito, Rincon (7), Koch (9) and Hernandez.

Reed, Santana (6), Jackson (7), Romero (8), Hawkins (9) and Pierzynski.

HR—Durham, Hatteberg, Long, Dye. T—3:26. A—55,932.

### GAME 4 Saturday, October 5 at Minnesota

Oakland	0	0	2	0	0	0	0	0	0	—	2	7	2
Minnesota	0	0	2	7	0	0	2	0	x	—	11	12	2

WP—Milton. LP—Hudson.

Hudson, Lilly (4), Bowie (7) and Hernandez, Myers (8).

Milton, Lohse (8) and Pierzynski.

HR—Tejada, Mientkiewicz. T—3:20. A—55,960.

### GAME 5 Sunday, October 6 at Oakland

Minnesota	0	1	1	0	0	0	0	0	3	—	5	12	0
Oakland	0	0	1	0	0	0	0	0	3	—	4	11	0

WP—Radke. LP—Mulder.

Radke, Romero (5), Hawkins (8), Guardado (9) and Pierzynski.

Mulder, Bradford (6), Koch (6) and Hernandez, Myers (9).

HR—Durham, Ellis, Pierzynski. T—3:23. A—32,146.



## 2002 AMERICAN LEAGUE CHAMPIONSHIP SERIES

TWINS VS. ANAHEIM ANGELS

ANGELS:	AVG	G	AB	R	H	2B	3B	HR	RBI	BB	SO	SB		
Anderson	.250	5	20	3	5	1	0	1	3	1	0	0		
Eckstein	.286	5	21	1	6	0	0	0	2	0	2	0		
Erstad	.364	5	22	4	8	0	0	1	2	0	3	1		
Figgins	1.000	3	1	2	1	0	0	0	0	0	0	0		
Fullmer	.333	4	12	2	4	2	0	1	4	0	2	0		
Gil	.000	1	2	0	0	0	0	0	0	0	1	0		
Glaus	.316	5	19	4	6	0	1	1	2	2	5	0		
Kennedy	.357	4	14	5	5	0	0	3	5	0	2	1		
B. Molina	.214	5	14	0	3	0	1	0	2	1	2	0		
J. Molina	.000	3	1	0	0	0	0	0	0	0	0	0		
Ochoa	.000	4	4	2	0	0	0	0	0	0	3	0		
Palmeiro	.000	2	2	0	0	0	0	0	0	0	1	0		
Salmon	.214	5	14	0	3	0	0	0	0	3	1	0		
Spiezio	.353	5	17	5	6	2	0	1	5	2	1	1		
Wooten	.250	3	8	1	2	0	0	0	1	0	3	0		
Totals	.287	5	171	29	49	5	2	8	26	9	26	3		
Pitchers:	W	L	ERA	G	GS	CG	SHO	SV	IP	H	R	ER	BB	SO
Appier	0	1	3.48	2	2	0	0	0	10.1	10	4	4	4	3
Donnelly	0	0	8.10	3	0	0	0	0	3.1	3	3	3	0	5
Lackey	1	0	0.00	1	1	0	0	0	7.0	3	0	0	0	7
Ortiz	1	0	5.06	1	1	0	0	0	5.1	10	3	3	1	3
Percival	0	0	0.00	3	0	0	0	2	3.1	0	0	0	0	3
Rodriguez	2	0	0.00	4	0	0	0	0	4.1	2	0	0	2	7
Schoeneweis	0	0	0.00	1	0	0	0	0	0.2	0	0	0	0	0
Washburn	0	0	1.29	1	1	0	0	0	7.0	6	1	1	0	7
Weber	0	0	3.38	3	0	0	0	0	2.2	3	1	1	0	3
Totals	4	1	2.45	5	5	0	0	2	44.0	37	12	12	7	38

POSTSEASON  
2002  
ALCS



# 2002 ALCS (CONTINUED)

TWINS:	AVG	G	AB	R	H	2B	3B	HR	RBI	BB	SO	SB		
Cuddyer	.200	3	5	0	1	0	0	0	0	1	1	0		
Guzman	.167	5	18	1	3	1	0	0	0	0	3	0		
Hunter	.167	5	18	2	3	2	0	0	0	1	3	0		
Jones	.100	5	20	0	2	1	0	0	2	0	4	0		
Kielty	.000	4	3	0	0	0	0	0	1	1	2	0		
Koskie	.278	5	18	3	5	2	0	0	2	2	8	0		
Lamb	.000	2	0	0	0	0	0	0	0	0	0	0		
LeCroy	.333	1	3	0	1	0	0	0	0	0	1	0		
Mientkiewicz	.278	5	18	1	5	1	0	0	2	1	2	0		
Mohr	.417	5	12	3	5	1	0	0	0	0	4	1		
Ortiz	.313	5	16	0	5	1	0	0	2	0	5	0		
Pierzynski	.250	5	16	1	4	0	0	0	2	0	2	0		
Prince	.000	1	1	0	0	0	0	0	0	0	0	0		
Rivas	.250	5	12	1	3	0	0	0	0	1	3	0		
Totals	.231	5	160	12	37	9	0	0	11	7	38	1		
Pitchers:	W	L	ERA	G	GS	CG	SHO	SV	IP	H	R	ER	BB	SO
Guardado	0	0	0.00	1	0	0	0	1	1.0	0	0	0	1	2
Hawkins	0	0	20.25	4	0	0	0	0	1.1	4	3	3	1	1
Jackson	0	0	27.00	3	0	0	0	0	1.0	5	3	3	2	2
Lohse	0	0	0.00	1	0	0	0	0	1.0	0	0	0	0	1
Mays	1	0	2.03	2	2	0	0	0	13.1	12	4	3	0	3
Milton	0	0	1.50	1	1	0	0	0	6.0	5	1	1	2	4
Radke	0	1	2.70	1	1	0	0	0	6.2	5	2	2	1	4
Reed	0	1	10.13	1	1	0	0	0	5.1	8	6	6	0	0
Romero	0	1	22.50	4	0	0	0	0	2.0	4	5	5	2	3
Santana	0	1	10.80	4	0	0	0	0	3.1	4	4	4	0	4
Wells	0	0	9.00	2	0	0	0	0	1.0	2	1	1	0	2
Totals	1	4	6.00	5	5	0	0	1	42.0	49	29	28	9	26

## GAME 1 Tuesday, October 8 at Minnesota

Anaheim	0	0	1	0	0	0	0	0	—	1	4	0
Minnesota	0	1	0	0	1	0	0	x	—	2	5	1

WP —Mays. LP —Appier. Save —Guardado.  
Appier, Donnelly (6), Schoenweis (7), Weber (8) and B. Molina, J. Molina (8).  
Mays, Guardado (9) and Pierzynski.  
T — 2:58. A — 55,562.

## GAME 2 Wednesday, October 9 at Minnesota

Anaheim	1	3	0	0	2	0	0	0	—	6	10	0
Minnesota	0	0	0	0	3	0	0	0	—	3	11	1

WP —Ortiz. LP —Reed. Save —Percival.  
Ortiz, Donnelly (6), Rodriguez (7), Percival (8) and B. Molina.  
Reed, Santana (6), Romero (7), Hawkins (7), Jackson (9) and Pierzynski.  
HR — Erstad, Fullmer. T — 3:13. A — 55,990.

## GAME 3 Friday, October 11 at Anaheim

Minnesota	0	0	0	0	0	1	0	0	—	1	6	0
Anaheim	0	1	0	0	0	0	1	x	—	2	7	0

WP —Rodriguez. LP —Romero. Save —Percival.  
Milton, Hawkins (7), Santana (7), Jackson (7), Romero (7) and Pierzynski.  
Washburn, Rodriguez (8), Percival (9) and B. Molina, J. Molina (8).  
HR — Anderson, Glaus. T — 3:13. A — 44,234.

## GAME 4 Saturday, October 12 at Anaheim

Minnesota	0	0	0	0	0	0	0	1	—	1	6	2
Anaheim	0	0	0	0	0	0	2	5	x	—	7	10

WP —Lackey. LP —Radke.  
Radke, Santana (7), Hawkins (8), Romero (8), Jackson (8), Wells (8) and Pierzynski.  
Lackey, Rodriguez (8), Weber (9) and B. Molina.  
T — 2:49. A — 44,830.

## GAME 5 Sunday, October 13 at Anaheim

Minnesota	1	1	0	0	0	3	0	0	—	5	9	0
Anaheim	0	0	1	0	2	0	10	0	x	—	13	18

WP —Rodriguez. LP —Santana.  
Mays, Santana (6), Hawkins (7), Romero (7), Wells (7), Lohse (8) and Pierzynski, Prince (8).  
Appier, Donnelly (6), Rodriguez (7), Weber (8), Percival (9) and B. Molina, J. Molina (8).  
HR — Kennedy (3), Spiezio. T — 3:30. A — 44,835.







# 2003 AMERICAN LEAGUE DIVISION SERIES

TWINS VS. NEW YORK YANKEES

YANKEES:	AVG	G	AB	R	H	2B	3B	HR	RBI	BB	SO	SB
Boone	.200	4	15	1	3	1	0	0	0	0	3	1
Dellucci	.000	1	0	0	0	0	0	0	0	0	0	0
Giambi	.250	4	16	1	4	2	0	0	2	2	5	0
Jeter	.429	4	14	2	6	0	0	1	1	4	2	1
Johnson	.077	4	13	2	1	1	0	0	2	3	2	0
Matsui	.267	4	15	2	4	1	0	1	3	2	3	0
Posada	.176	4	17	1	3	1	0	0	0	0	6	0
Rivera	.333	4	12	2	4	0	0	0	0	1	0	0
Sierra	.000	1	2	0	0	0	0	0	0	0	0	0
Soriano	.368	4	19	2	7	1	0	0	4	0	6	2
Williams	.400	4	15	3	6	2	0	0	3	2	2	0
<b>Totals</b>	<b>.275</b>	<b>4</b>	<b>138</b>	<b>16</b>	<b>38</b>	<b>9</b>	<b>0</b>	<b>2</b>	<b>15</b>	<b>14</b>	<b>29</b>	<b>4</b>

Pitchers:	W	L	ERA	G	GS	CG	SHO	SV	IP	H	R	ER	BB	SO
Clemens	1	0	1.29	1	1	0	0	0	7.0	5	1	1	1	6
Heredia	0	0	0.00	1	0	0	0	0	2.0	1	0	0	1	1
Mussina	0	1	3.86	1	1	0	0	0	7.0	7	3	3	3	6
Nelson	0	0	0.00	1	0	0	0	0	0.0	0	0	0	1	0
Pettitte	1	0	1.29	1	1	0	0	0	7.0	4	1	1	3	10
Rivera	0	0	0.00	2	0	0	0	2	4.0	0	0	0	0	4
Wells	1	0	1.17	1	1	0	0	0	7.2	8	1	1	0	5
White	0	0	0.00	1	0	0	0	0	1.1	1	0	0	0	1
<b>Totals</b>	<b>3</b>	<b>1</b>	<b>1.50</b>	<b>4</b>	<b>4</b>	<b>0</b>	<b>0</b>	<b>2</b>	<b>36.0</b>	<b>26</b>	<b>6</b>	<b>6</b>	<b>9</b>	<b>33</b>

TWINS:	AVG	G	AB	R	H	2B	3B	HR	RBI	BB	SO	SB
Cuddyer	.250	1	4	0	1	0	0	0	1	0	3	0
Ford	.000	1	1	0	0	0	0	0	0	0	1	0
Gomez	.000	1	0	0	0	0	0	0	0	0	0	0
Guzman	.154	4	13	1	2	0	0	0	0	1	2	0
Hocking	.000	1	0	0	0	0	0	0	0	0	0	0
Hunter	.429	4	14	3	6	0	1	1	2	2	2	0
Jones	.125	4	16	0	2	0	0	0	0	0	5	0
Koskie	.200	4	15	0	3	1	0	0	0	0	5	0
LeCroy	.091	3	11	1	1	0	0	0	0	1	4	0
Mientkiewicz	.133	4	15	0	2	0	0	0	0	1	2	0
Pierzynski	.231	4	13	1	3	0	0	1	1	2	0	0
Rivas	.000	4	13	0	0	0	0	0	1	0	4	0
Ryan	.000	1	1	0	0	0	0	0	0	0	1	0
Stewart	.400	4	15	0	6	2	0	0	0	2	4	1
<b>Totals</b>	<b>.198</b>	<b>4</b>	<b>131</b>	<b>6</b>	<b>26</b>	<b>3</b>	<b>1</b>	<b>2</b>	<b>5</b>	<b>9</b>	<b>33</b>	<b>1</b>

Pitchers:	W	L	ERA	G	GS	CG	SHO	SV	IP	H	R	ER	BB	SO
Guardado	0	0	9.00	2	0	0	0	1	2.0	5	2	2	0	2
Hawkins	1	0	6.00	3	0	0	0	0	3.0	5	3	2	0	5
Lohse	0	1	5.40	1	1	0	0	0	5.0	6	3	3	2	5
Milton	0	0	0.00	1	0	0	0	0	3.1	2	0	0	0	2
Radke	0	1	2.84	1	1	0	0	0	6.1	5	2	2	2	4
Reed	0	0	0.00	1	0	0	0	0	0.2	1	0	0	0	0
Rincon	0	0	0.00	3	0	0	0	0	2.1	1	0	0	4	1
Rogers	0	0	0.00	1	0	0	0	0	1.1	1	0	0	1	3
Romero	0	0	0.00	3	0	0	0	0	3.1	3	0	0	2	1
Santana	0	1	7.04	2	2	0	0	0	7.2	9	6	6	3	6
<b>Totals</b>	<b>1</b>	<b>3</b>	<b>3.86</b>	<b>4</b>	<b>4</b>	<b>0</b>	<b>0</b>	<b>1</b>	<b>35.0</b>	<b>38</b>	<b>16</b>	<b>15</b>	<b>14</b>	<b>29</b>

## GAME 1 Tuesday, September 30 at New York

Minnesota	0	0	1	0	0	2	0	0	0	—	3	8	0
New York	0	0	0	0	0	0	0	0	1	—	1	9	1

WP —Hawkins. LP —Mussina. Save —Guardado.

Santana, Reed (5), Romero (5), Hawkins (7), Guardado (9) and Pierzynski.

Mussina, Nelson (8), Heredia (8) and Posada.

T — 3:18. A — 56,292.

## GAME 2 Thursday, October 2 at New York

Minnesota	0	0	0	0	1	0	0	0	0	—	1	4	1
New York	1	0	0	0	0	0	3	0	x	—	4	8	1

WP —Pettitte. LP —Radke. Save —Rivera.

Radke, Hawkins (7), Romero (7), Rincon (8) and Pierzynski.

Pettitte, Rivera (8) and Posada.

HR — Hunter. T — 3:07. A — 56,479.

## GAME 3 Saturday, October 4 at Minnesota

New York	0	2	1	0	0	0	0	0	0	—	3	8	1
Minnesota	0	0	1	0	0	0	0	0	0	—	1	5	0

WP —Clemens. LP —Lohse. Save —Rivera.

Clemens, Rivera (8) and Posada.

Lohse, Rogers (6), Romero (7), Rincon (8) and Pierzynski.

HR — Matsui, Pierzynski. T — 3:02. A — 55,915.

## GAME 4 Sunday, October 5 at Minnesota

New York	0	0	0	6	0	0	0	1	1	—	8	13	0
Minnesota	0	0	0	1	0	0	0	0	0	—	1	9	1

WP —Wells. LP —Santana.

Wells, White (8) and Posada.

Santana, Rincon (4), Milton (4), Hawkins (8), Guardado (9) and Pierzynski.

HR — Jeter. T — 2:49. A — 55,875.

POSTSEASON







# 2004 AMERICAN LEAGUE DIVISION SERIES

TWINS VS. NEW YORK YANKEES

YANKEES:	AVG	G	AB	R	H	2B	3B	HR	RBI	BB	SO	SB
Cairo	.214	4	14	3	3	1	0	0	1	2	5	0
Clark	.000	1	1	0	0	0	0	0	0	0	1	0
Crosby	.000	2	0	0	0	0	0	0	0	0	0	0
Jeter	.316	4	19	3	6	1	0	1	4	1	4	1
Lofton	.250	1	4	0	1	0	0	0	1	0	1	0
Matsui	.412	4	17	3	7	1	0	1	3	3	4	0
Olerud	.214	4	14	2	3	2	0	0	0	1	2	0
Posada	.222	4	18	2	4	0	0	0	0	0	6	0
Rodriguez	.421	4	19	3	8	3	0	1	3	2	1	2
Sheffield	.222	4	18	2	4	1	0	1	2	3	1	0
Sierra	.167	3	12	1	2	0	0	1	3	2	3	1
Williams	.278	4	18	2	5	1	0	1	3	1	2	0
<b>Totals</b>	<b>.279</b>	<b>4</b>	<b>154</b>	<b>21</b>	<b>43</b>	<b>10</b>	<b>0</b>	<b>6</b>	<b>20</b>	<b>15</b>	<b>30</b>	<b>4</b>

Pitchers:	W	L	ERA	G	GS	CG	SHO	SV	IP	H	R	ER	BB	SO
Brown	1	0	1.50	1	1	0	0	0	6.0	8	1	1	0	1
Gordon	0	0	4.91	3	0	0	0	0	3.2	2	2	2	0	3
Heredia	0	0	54.00	1	0	0	0	0	0.1	0	2	2	0	0
Lieber	0	0	4.05	1	1	0	0	0	6.2	7	3	3	1	4
Loaiza	0	0	0.00	1	0	0	0	0	2.0	4	0	0	0	0
Mussina	0	1	2.57	1	1	0	0	0	7.0	7	2	2	1	7
Quantrill	1	0	0.00	2	0	0	0	0	2.0	2	0	0	0	1
Rivera	1	0	0.00	4	0	0	0	0	5.2	2	0	0	0	2
Sturtze	0	0	6.75	2	0	0	0	0	2.2	4	2	2	3	4
Vazquez	0	0	9.00	1	1	0	0	0	5.0	7	5	5	2	6
<b>Totals</b>	<b>3</b>	<b>1</b>	<b>3.73</b>	<b>4</b>	<b>4</b>	<b>0</b>	<b>0</b>	<b>0</b>	<b>41.0</b>	<b>43</b>	<b>17</b>	<b>17</b>	<b>7</b>	<b>28</b>

TWINS:	AVG	G	AB	R	H	2B	3B	HR	RBI	BB	SO	SB
Blanco	.250	4	8	1	2	0	0	1	2	0	2	0
Borders	.000	2	2	0	0	0	0	0	0	0	1	0
Cuddyer	.467	4	15	1	7	0	0	0	2	0	3	0
Ford	.273	3	11	1	3	1	0	0	2	0	2	1
Guzman	.333	4	15	2	5	0	0	0	0	2	3	1
Hunter	.353	4	17	5	6	1	0	1	2	1	1	2
Jones	.300	4	20	3	6	1	0	2	2	0	6	0
Koskie	.308	4	13	2	4	1	0	0	2	3	2	0
Kubel	.143	2	7	0	1	1	0	0	0	0	2	0
LeCroy	.333	3	3	0	1	0	0	0	0	1	1	0
Morneau	.235	4	17	1	4	2	0	0	2	0	3	0
Offerman	.000	3	3	0	0	0	0	0	1	0	0	0
Rivas	.000	3	1	0	0	0	0	0	0	0	0	0
Stewart	.200	4	20	1	4	0	0	0	2	0	2	0
<b>Totals</b>	<b>.283</b>	<b>4</b>	<b>152</b>	<b>17</b>	<b>43</b>	<b>7</b>	<b>0</b>	<b>4</b>	<b>17</b>	<b>7</b>	<b>28</b>	<b>4</b>

Pitchers:	W	L	ERA	G	GS	CG	SHO	SV	IP	H	R	ER	BB	SO
Balfour	0	0	0.00	2	0	0	0	0	2.2	0	0	0	0	2
Crain	0	0	0.00	1	0	0	0	0	0.1	1	0	0	0	0
Lohse	0	1	4.50	1	0	0	0	0	2.0	1	1	1	1	3
Mulholland	0	0	3.00	1	0	0	0	0	3.0	3	1	1	0	0
Nathan	0	1	3.60	3	0	0	0	1	5.0	2	2	2	5	6
Radke	0	0	7.11	1	1	0	0	0	6.1	8	5	5	3	0
Rincon	0	0	10.80	3	0	0	0	0	3.1	4	4	4	2	5
Romero	0	0	9.00	2	0	0	0	0	1.0	0	1	1	1	1
Santana	1	0	0.75	2	2	0	0	0	12.0	14	1	1	4	12
Silva	0	1	10.80	1	1	0	0	0	5.0	10	6	6	0	1
<b>Totals</b>	<b>1</b>	<b>3</b>	<b>4.65</b>	<b>4</b>	<b>4</b>	<b>0</b>	<b>1</b>	<b>1</b>	<b>40.2</b>	<b>43</b>	<b>21</b>	<b>21</b>	<b>15</b>	<b>30</b>

## GAME 1 Tuesday, October 5 at New York

Minnesota	0	0	1	0	0	1	0	0	0	—	2	7	0
New York	0	0	0	0	0	0	0	0	0	—	0	9	0

WP — Santana. LP — Mussina. Save — Nathan.  
Santana, Rincon (8), Nathan (9) and Blanco.  
Mussina, Gordon (8), Rivera (9) and Posada.  
HR — Jones. T — 2:53. A — 55,749.

## GAME 2 Wednesday, October 6 at New York

Minnesota	1	2	0	0	0	0	2	0	0	0	1	—	6	12	0
New York	1	0	2	0	1	0	1	0	0	0	2	—	7	9	0

WP — Quantrill. LP — Nathan.  
Radke, Balfour (7), Rincon (8), Nathan (10), Romero (12) and Blanco, Borders (7).  
Lieber, Gordon (7), Rivera (8), Sturtze (10), Quantrill (12) and Posada.  
HR — Jeter, Sheffield, Rodriguez, Hunter. T — 4:19. A — 56,354.

## GAME 3 Friday, October 8 at Minnesota

New York	0	3	0	0	0	4	1	0	0	—	8	14	1
Minnesota	1	0	0	0	0	0	0	0	3	—	4	12	1

WP — Brown. LP — Silva.  
Brown, Quantrill (7), Heredia (8), Sturtze (9), Rivera (9) and Posada.  
Silva, Romero (6), Crain (6), Mulholland (7) and Blanco, LeCroy (8).  
HR — Jones, Williams, Matsui. T — 3:02. A — 54,803.

## GAME 4 Saturday, October 9 at Minnesota

New York	0	0	1	0	0	0	0	4	0	0	1	—	6	11	0
Minnesota	1	0	0	1	3	0	0	0	0	0	0	—	5	12	1

WP — Rivera. LP — Lohse.  
Vazquez, Loaiza (6), Gordon (8), Rivera (10) and Posada.  
Santana, Balfour (4), Rincon (4), Nathan (8), Lohse (9) and Blanco, Borders (9).  
HR — Blanco, Sierra. T — 4:16. A — 52,498.





# 2006 AMERICAN LEAGUE DIVISION SERIES

TWINS VS. OAKLAND ATHLETICS

ATHLETICS:	AVG	G	AB	R	H	2B	3B	HR	RBI	BB	SO	SB		
Bocachica	.000	0	0	0	0	0	0	0	0	0	0	0		
Bradley	.077	3	13	1	1	0	0	1	2	0	1	0		
Chavez	.200	3	10	2	2	1	0	1	1	2	4	0		
Ellis	.286	2	7	0	2	0	0	0	0	0	2	0		
Jimenez	.000	2	4	0	0	0	0	0	0	0	1	0		
Johnson	.000	0	0	0	0	0	0	0	0	0	0	0		
Kendall	.214	3	14	1	3	1	0	0	1	0	4	0		
Kielty	.000	0	0	0	0	0	0	0	0	0	0	0		
Kotsay	.143	3	14	2	2	0	0	1	2	0	2	0		
Melhuse	.000	0	0	0	0	0	0	0	0	0	0	0		
Payton	.333	3	12	3	4	0	0	0	0	0	1	0		
Scutaro	.333	3	12	1	4	4	0	0	6	0	1	0		
Swisher	.300	3	10	3	3	2	0	0	1	2	2	0		
Thomas	.500	3	10	3	5	1	0	2	2	2	1	0		
Totals	.245	3	106	16	26	9	0	5	15	6	19	0		
Pitchers:	W	L	ERA	G	GS	CG	SHO	SV	IP	H	R	ER	BB	SO
Blanton	0	0	0.00	0	0	0	0	0	0.0	0	0	0	0	0
Calero	1	0	0.00	1	0	0	0	0	1.0	0	0	0	1	1
Duchscherer	0	0	2.25	2	0	0	0	0	4.0	1	1	1	0	4
Gaudin	0	0	0.00	0	0	0	0	0	0.0	0	0	0	0	0
Harden	0	0	0.00	0	0	0	0	0	0.0	0	0	0	0	0
Haren	1	0	3.00	1	1	0	0	0	6.0	9	2	2	1	2
Kennedy	0	0	0.00	0	0	0	0	0	0.0	0	0	0	0	0
Loaiza	0	0	3.60	1	1	0	0	0	5.0	8	2	2	0	2
Saarloos	0	0	0.00	0	0	0	0	0	0.0	0	0	0	0	0
Street	0	0	3.00	3	0	0	0	2	3.0	4	1	1	1	1
Zito	1	0	1.13	1	1	0	0	0	8.0	4	1	1	3	1
Totals	3	0	2.33	3	3	0	0	2	27.0	26	7	7	6	11
TWINS:	AVG	G	AB	R	H	2B	3B	HR	RBI	BB	SO	SB		
Bartlett	.273	3	11	0	3	1	0	0	0	0	2	0		
Castillo	.273	3	11	0	3	0	0	0	0	3	3	0		
Cuddyer	.250	3	12	2	3	0	1	1	1	0	2	0		
Ford	.000	1	0	0	0	0	0	0	0	0	0	0		
Hunter	.273	3	11	1	3	1	0	1	2	0	1	0		
Kubel	.000	0	0	0	0	0	0	0	0	0	0	0		
Mauer	.182	3	11	0	2	0	0	0	0	1	0	0		
Morneau	.417	3	12	3	5	1	0	2	2	0	0	0		
Nevin	.000	1	3	0	0	0	0	0	0	0	0	0		
Punto	.167	3	12	0	2	0	0	0	0	0	1	0		
Redmond	.000	0	0	0	0	0	0	0	0	0	0	0		
Rodriguez	.000	0	0	0	0	0	0	0	0	0	0	0		
Tyner	.000	2	6	0	0	0	0	0	0	2	2	1		
White	.417	3	12	1	5	1	0	1	2	0	0	0		
Totals	.257	3	101	7	26	4	1	5	7	6	11	1		
Pitchers:	W	L	ERA	G	GS	CG	SHO	SV	IP	H	R	ER	BB	SO
Bonser	0	0	3.00	1	1	0	0	0	6.0	7	2	2	1	3
Crain	0	0	9.00	2	0	0	0	0	1.0	3	3	1	1	1
Guerrier	0	0	0.00	1	0	0	0	0	1.0	0	0	0	0	0
Nathan	0	0	0.00	1	0	0	0	0	0.2	1	0	0	0	1
Neshek	0	1	9.00	2	0	0	0	0	1.0	1	1	1	0	1
Perkins	0	0	0.00	1	0	0	0	0	0.1	2	0	0	0	0
Radke	0	1	6.75	1	1	0	0	0	4.0	5	4	3	1	2
Reyes	0	0	9.00	2	0	0	0	0	1.0	1	3	1	2	0
Rincon	0	0	3.00	2	0	0	0	0	3.0	1	1	1	0	3
Santana	0	1	2.25	1	1	0	0	0	8.0	5	2	2	1	8
Silva	0	0	0.00	0	0	0	0	0	0.0	0	0	0	0	0
Totals	0	3	3.81	3	3	0	0	0	26.0	26	16	11	6	19

## GAME 1 Tuesday, October 3 at Minnesota

GAME 1 Tuesday, October 8 at Minnesota													
Oakland	0	2	0	0	0	0	0	0	1	—	3	7	0
Minnesota	0	0	0	0	0	0	1	0	1	—	2	5	2

WP — Zito. LP — Santana. Save — Street.

Zito, Street (9) and Kendall.

Santana, Crain (9), Neshek (9) and Mauer.

HR — Thomas (2), White. T — 2:19. A — 55,542.

## GAME 2 Wednesday, October 4 at Minnesota

Oakland	0	0	0	0	2	0	2	0	1	—	5	11	0
Minnesota	0	0	0	0	2	0	0	0	0	—	2	9	0

WP — Calero. LP — Neshek. Save — Street.

Loaiza, Calero (6), Duchscherer (7), Street (9) and Kendall.

Bonser, Neshek (7), Reyes (7), Rincon (8), Nathan (9) and Mauer.

HR — Kotsay, Morneau, Cuddyer. T — 3:02. A — 55,710.

## GAME 3 Friday, October 6 at Oakland

Minnesota	0	0	0	1	0	1	0	1	0	—	3	12	3
Oakland	0	2	2	0	0	0	4	0	x	—	8	8	1

WP — Haren. LP — Radke.

Radke, Perkins (5), Rincon (5), Reyes (7), Crain (7), Guerrier and Mauer.

Haren, Duchscherer (7), Street (9) and Kendall.

HR — Hunter, Morneau, Chavez, Bradley. T — 2:55. A — 35,694.

POSTSEASON

2014

ASG





# 2009 AMERICAN LEAGUE DIVISION SERIES

TWINS VS. NEW YORK YANKEES

YANKEES:	AVG	G	AB	R	H	2B	3B	HR	RBI	BB	SO	SB
Cabrera	.167	3	12	1	2	0	0	0	0	0	5	0
Cano	.167	3	12	1	2	0	0	0	1	0	1	0
Cervelli	.000	1	0	0	0	0	0	0	0	0	0	0
Damon	.083	3	12	0	1	0	0	0	0	1	4	0
Gardner	.000	1	0	0	0	0	0	0	0	0	0	1
Hairston	.000	1	0	0	0	0	0	0	0	0	0	0
Jeter	.400	3	10	4	4	2	0	1	2	3	0	0
Matsui	.222	3	9	1	2	0	0	1	2	3	3	0
Molina	.000	1	1	0	0	0	0	0	0	0	0	0
Posada	.365	3	11	1	4	0	0	1	2	0	2	0
Rodriguez	.455	3	11	4	5	0	0	2	6	1	2	0
Swisher	.083	3	12	0	1	1	0	0	1	0	4	0
Teixeira	.167	3	12	3	2	0	0	1	1	1	1	0
<b>Totals</b>	<b>.225</b>	<b>3</b>	<b>102</b>	<b>15</b>	<b>23</b>	<b>3</b>	<b>0</b>	<b>6</b>	<b>15</b>	<b>9</b>	<b>22</b>	<b>1</b>

Pitchers:	W	L	ERA	G	GS	CG	SHO	SV	IP	H	R	ER	BB	SO
Aceves	0	0	0.00	1	0	0	0	0	1.0	1	0	0	1	1
Burnett	0	0	1.50	1	1	0	0	0	6.0	3	1	1	5	6
Chamberlain	0	0	0.00	3	0	0	0	0	1.2	2	0	0	0	1
Coke	0	0	0.00	2	0	0	0	0	0.2	0	0	0	0	1
Hughes	0	0	9.00	3	0	0	0	0	2.0	5	2	2	1	3
Marte	0	0	0.00	1	0	0	0	0	0.0	2	0	0	0	0
Pettitte	1	0	1.42	1	1	0	0	0	6.1	3	1	1	1	7
Rivera	0	0	0.00	3	0	0	0	1	3.2	4	0	0	1	7
Robertson	1	0	0.00	1	0	0	0	0	1.0	1	0	0	0	0
Sabathia	1	0	1.35	1	1	0	0	0	6.2	8	2	1	0	8
<b>Totals</b>	<b>3</b>	<b>0</b>	<b>1.55</b>	<b>3</b>	<b>3</b>	<b>0</b>	<b>0</b>	<b>0</b>	<b>29.0</b>	<b>29</b>	<b>6</b>	<b>5</b>	<b>9</b>	<b>34</b>

TWINS:	AVG	G	AB	R	H	2B	3B	HR	RBI	BB	SO	SB
Cabrera	.154	3	13	1	2	0	0	0	0	2	3	1
Cuddyer	.429	3	14	0	6	0	0	0	1	0	2	0
Gomez	.000	1	4	1	0	0	0	0	0	1	2	0
Harris	.250	3	12	1	3	0	1	0	1	0	3	0
Kubel	.071	3	14	0	1	0	0	0	0	0	9	0
Mauer	.417	3	12	1	5	1	0	0	1	2	4	0
Morales	.000	1	3	0	0	0	0	0	0	0	2	0
Punto	.444	3	9	0	4	1	0	0	1	3	1	0
Span	.400	3	15	1	6	1	0	0	1	0	2	1
Tolbert	.200	2	5	0	1	0	0	0	0	0	1	0
Young	.083	3	12	1	1	1	0	0	0	1	5	1
<b>Totals</b>	<b>.257</b>	<b>3</b>	<b>113</b>	<b>6</b>	<b>29</b>	<b>4</b>	<b>1</b>	<b>0</b>	<b>5</b>	<b>9</b>	<b>34</b>	<b>3</b>

Pitchers:	W	L	ERA	G	GS	CG	SHO	SV	IP	H	R	ER	BB	SO
Blackburn	0	0	1.59	1	1	0	0	0	5.2	3	1	1	2	3
Duensing	0	1	9.64	1	1	0	0	0	4.2	7	5	5	1	3
Guerrier	0	0	0.00	2	2	0	0	0	2.0	0	0	0	0	2
Liriano	0	0	4.50	1	0	0	0	0	2.0	1	2	1	1	1
Mahay	0	0	5.40	3	0	0	0	0	1.2	0	1	1	1	2
Mijares	0	1	13.50	2	0	0	0	0	0.2	1	1	1	1	0
Nathan	0	0	9.00	2	0	0	0	0	2.0	5	2	2	1	2
Pavano	0	1	2.57	1	1	0	0	0	7.0	5	2	2	0	9
Rauch	0	0	6.75	3	0	0	0	0	1.1	1	1	1	2	0
<b>Totals</b>	<b>0</b>	<b>3</b>	<b>4.67</b>	<b>3</b>	<b>3</b>	<b>0</b>	<b>0</b>	<b>0</b>	<b>27.0</b>	<b>23</b>	<b>15</b>	<b>14</b>	<b>9</b>	<b>22</b>

## GAME 1 Wednesday, October 7 at New York

Minnesota	0	0	2	0	0	0	0	0	—	2	9	1
New York	0	0	2	1	3	0	1	0	x	7	9	0

WP — Sabathia. LP — Duensing.  
 Sabathia, Hughes (7), Coke (8), Chamberlain (8), Rivera (9) and Posada.  
 Duensing, Liriano (5), Rauch (7), Mahay (8) and Mauer.  
 HR — Jeter, Matsui. T — 3:38. A — 49,464.

## GAME 3 Sunday, October 11 at Minnesota

New York	0	0	0	0	0	0	2	0	2	—	4	7	0
Minnesota	0	0	0	0	1	0	0	0	0	—	1	7	0

WP — Pettitte. LP — Pavano. Save — Rivera.  
 Pettitte, Chamberlain (7), Hughes (8), Rivera (8) and Posada.  
 Pavano, Guerrier (8), Mahay (9), Rauch (9), Mijares (9), Nathan (9) and Mauer.  
 HR — Rodriguez, Posada. T — 3:45. A — 54,735.

## GAME 2 Friday, October 9 at New York

Minnesota	0	0	0	0	0	1	0	2	0	0	0	—	3	12	1
New York	0	0	0	0	0	1	0	0	2	0	1	—	4	7	0

WP — Robertson. LP — Mijares.  
 Burnett, Chamberlain (7), Coke (7), Hughes (8), Rivera (9), Aceves (10), Marte (11), Robertson (11) and Molina, Posada (7).  
 Blackburn, Mahay (6), Rauch (7), Guerrier (8), Nathan (9), Mijares (10) and Mauer.  
 HR — Rodriguez, Teixeira. T — 4:22. A — 50,006.





# 2010 AMERICAN LEAGUE DIVISION SERIES

TWINS VS. NEW YORK YANKEES

YANKEES:	AVG	G	AB	R	H	2B	3B	HR	RBI	BB	SO	SB
Berkman	.500	1	4	2	2	1	0	1	2	0	1	0
Cano	.333	3	12	3	4	0	1	0	1	0	0	0
Gardner	.200	3	10	1	2	0	0	0	1	1	3	1
Golson	.000	2	0	0	0	0	0	0	0	0	0	0
Granderson	.455	3	11	2	5	1	1	0	3	1	1	1
Jeter	.286	3	14	0	4	0	0	0	1	0	3	1
Posada	.273	3	11	2	3	0	0	0	2	1	4	0
Rodriguez	.273	3	11	1	3	0	0	0	1	1	2	1
Swisher	.333	3	12	3	4	2	0	1	1	1	1	0
Teixeira	.308	3	13	2	4	1	0	1	3	1	2	0
Thames	.286	2	7	1	2	0	0	1	2	1	1	0
<b>Totals</b>	<b>.314</b>	<b>3</b>	<b>105</b>	<b>17</b>	<b>33</b>	<b>5</b>	<b>2</b>	<b>4</b>	<b>17</b>	<b>7</b>	<b>18</b>	<b>4</b>

Pitchers:	W	L	ERA	G	GS	CG	SHO	SV	IP	H	R	ER	BB	SO
Hughes	1	0	0.00	1	1	0	0	0	7.0	4	0	0	1	6
Logan	0	0	0.00	2	0	0	0	0	1.0	1	0	0	0	0
Pettitte	1	0	2.57	1	1	0	0	0	7.0	5	2	2	1	4
Rivera	0	0	0.00	3	0	0	0	2	3.1	2	0	0	0	1
Robertson	0	0	0.00	2	0	0	0	0	0.2	0	0	0	1	1
Sabathia	1	0	4.50	1	1	0	0	0	6.0	5	4	3	3	5
Wood	0	0	4.50	3	0	0	0	0	2.0	4	1	1	2	3
<b>Totals</b>	<b>3</b>	<b>0</b>	<b>2.00</b>	<b>3</b>	<b>3</b>	<b>0</b>	<b>0</b>	<b>2</b>	<b>27.0</b>	<b>21</b>	<b>7</b>	<b>6</b>	<b>8</b>	<b>20</b>

TWINS:	AVG	G	AB	R	H	2B	3B	HR	RBI	BB	SO	SB
Cuddyer	.182	3	11	1	2	1	0	1	2	0	4	0
Hardy	.100	3	10	0	1	1	0	0	0	0	2	0
Hudson	.333	3	12	2	4	0	0	1	2	0	2	0
Kubel	.000	3	8	0	0	0	0	0	0	3	2	0
Mauer	.250	3	12	0	3	0	0	0	0	1	3	0
Repko	.000	1	0	0	0	0	0	0	0	0	0	0
Span	.308	3	13	0	4	0	0	0	0	0	0	0
Thome	.100	3	10	2	1	0	0	0	0	2	3	0
Tolbert	.000	1	0	0	0	0	0	0	0	0	0	0
Valencia	.222	3	9	1	2	1	0	0	2	1	3	0
Young	.333	3	12	1	4	0	1	0	0	1	1	0
<b>Totals</b>	<b>.216</b>	<b>3</b>	<b>97</b>	<b>7</b>	<b>21</b>	<b>3</b>	<b>1</b>	<b>2</b>	<b>6</b>	<b>8</b>	<b>20</b>	<b>0</b>

Pitchers:	W	L	ERA	G	GS	CG	SHO	SV	IP	H	R	ER	BB	SO
Baker	0	0	3.86	1	0	0	0	0	2.1	3	1	1	0	2
Capps	0	0	9.00	1	0	0	0	0	1.0	2	1	1	0	0
Crain	0	1	54.00	1	0	0	0	0	0.1	3	2	2	0	0
Duensing	0	1	13.50	1	1	0	0	0	3.1	7	5	5	1	1
Fuentes	0	0	0.00	2	0	0	0	0	2.2	1	0	0	0	2
Guerrier	0	0	0.00	2	0	0	0	0	1.2	1	0	0	1	2
Liriano	0	0	6.35	1	1	0	0	0	5.2	6	4	4	3	7
Mijares	0	0	0.00	3	0	0	0	0	1.1	0	0	0	1	0
Pavano	0	1	6.00	1	1	0	0	0	6.0	10	4	4	1	3
Rauch	0	0	0.00	2	0	0	0	0	1.2	0	0	0	0	1
<b>Totals</b>	<b>0</b>	<b>3</b>	<b>5.88</b>	<b>3</b>	<b>3</b>	<b>0</b>	<b>0</b>	<b>0</b>	<b>26.0</b>	<b>33</b>	<b>17</b>	<b>17</b>	<b>7</b>	<b>18</b>

## GAME 1 Wednesday, October 6 at Minnesota

New York	0	0	0	0	0	4	2	0	0	—	6	9	0
Minnesota	0	2	1	0	0	1	0	0	0	—	4	8	0

WP — Sabathia. LP — Crain. Save — Rivera.

Sabathia, Logan (7), Robertson (7), Wood (8), Rivera (8) and Posada.

Liriano, Mijares (6), Crain (7), Fuentes (7), Rauch (9) and Mauer.

HR — Cuddyer, Teixeira. T — 3:47. A — 42,032.

## GAME 3 Saturday, October 9 at New York

Minnesota	0	0	0	0	0	0	0	1	0	—	1	7	0
New York	0	1	1	3	0	0	1	0	x	—	6	12	0

WP — Hughes. LP — Duensing.

Hughes, Wood (8), Logan (8), Robertson (8), River (9) and Posada.

Duensing, Guerrier (4), Baker (5), Mijares (7), Fuentes (8) and Mauer.

HR — Thames, Swisher. T — 3:06. A — 50,840.

## GAME 2 Thursday, October 7 at Minnesota

New York	0	0	0	1	1	0	2	0	1	—	5	12	0
Minnesota	0	1	0	0	0	1	0	0	0	—	2	6	0

WP — Pettitte. LP — Pavano. Save — Rivera.

Pettitte, Wood (8), Rivera (9) and Posada.

Pavano, Mijares (7), Rauch (7), Guerrier (8), Capps (9) and Mauer.

HR — Berkman, Hudson. T — 2:59. A — 42,035.

POSTSEASON

2014  
ALCS



# TWINS POSTSEASON LEADERS

## BATTING

[MINIMUM OF 30 AT-BATS]

### BATTING AVERAGE

.344	Steve Lombardozzi.....	1987
.338	Michael Cuddyer.....	2002, 03, 04, 06, 09, 10
.333	Brian Harper.....	1991
.326	Chuck Knoblauch.....	1991
.314	Tony Oliva.....	1965, 69, 70

### AT-BATS

104	Dan Gladden.....	1987, 91
97	Kirby Puckett.....	1987, 91
91	Kent Hrbek.....	1987, 91
89	Greg Gagne.....	1987, 91
80	Torii Hunter.....	2002, 03, 04, 06

### HITS

30	Kirby Puckett.....	1987, 91
29	Dan Gladden.....	1987, 91
25	Michael Cuddyer.....	2002, 03, 04, 06, 09, 10
24	Torii Hunter.....	2002, 03, 04, 06
19	Greg Gagne.....	1987, 91

### HOME RUNS

5	Kirby Puckett.....	1987, 91
4	Greg Gagne.....	1987, 91
3	Harmon Killebrew.....	1965, 69, 70
	Tony Oliva.....	1965, 69, 70
	Gary Gaetti.....	1987
	Kent Hrbek.....	1987, 91
	Torii Hunter.....	2002, 03, 04, 06

### WALKS

14	Harmon Killebrew.....	1965, 69, 70
11	Kent Hrbek.....	1987, 91
9	Dan Gladden.....	1987, 91
8	Tom Brunansky.....	1987
	Kirby Puckett.....	1987, 91

### GAMES

24	Greg Gagne.....	1987, 91
	Dan Gladden.....	1987, 91
	Kent Hrbek.....	1987, 91
	Kirby Puckett.....	1987, 91
22	Michael Cuddyer.....	2002, 03, 04, 06, 09, 10

### RUNS

17	Dan Gladden.....	1987, 91
16	Kirby Puckett.....	1987, 91
15	Torii Hunter.....	2002, 03, 04, 06
12	Greg Gagne.....	1987, 91
10	Tom Brunansky.....	1987
	Kent Hrbek.....	1987, 91

### DOUBLES

8	Torii Hunter.....	2002, 03, 04, 06
6	Dan Gladden.....	1987, 91
5	Tony Oliva.....	1965, 69, 70
	Greg Gagne.....	1987, 91
	Jacque Jones.....	2002, 03, 04

### RUNS BATTED IN

16	Kirby Puckett.....	1987, 91
15	Dan Gladden.....	1987, 91
12	Kent Hrbek.....	1987, 91
11	Tom Brunansky.....	1987
10	Greg Gagne.....	1987, 91

### STRIKEOUTS

23	Jacque Jones.....	2002, 03, 04
22	Greg Gagne.....	1987, 91
21	Corey Koskie.....	2002, 03, 04
18	Michael Cuddyer.....	2002, 03, 04, 06, 09, 10
17	Kirby Puckett.....	1987, 91

## PITCHING

[MINIMUM 10 INNINGS]

### WINS

4	Jack Morris.....	1991
3	Bert Blyleven.....	1970, 87
	Frank Viola.....	1987
2	Mudcat Grant.....	1965
	Brad Radke.....	2002, 03, 04

### LOSSES

3	Jim Kaat.....	1965, 70
	Brad Radke.....	2002, 03, 04, 06
	Johan Santana.....	2002, 03, 04, 06
2	Kyle Lohse.....	2002, 03, 04
	Rick Reed.....	2002, 03
	Carl Pavano.....	2009, 10

### INNINGS PITCHED

36.1	Jack Morris.....	1991
35.0	Brad Radke.....	2002, 03, 04, 06
34.0	Johan Santana.....	2002, 03, 04, 06
31.1	Frank Viola.....	1987
28.1	Bert Blyleven.....	1970, 87

### WALKS

10	Jack Morris.....	1991
	Johan Santana.....	2002, 03, 04, 06
9	Dave Boswell.....	1965, 69
	Scott Erickson.....	1991
8	Frank Viola.....	1987
	David West.....	1991
	Brad Radke.....	2002, 03, 04, 06

### GAMES STARTED

6	Brad Radke.....	2002, 03, 04, 06
5	Jack Morris.....	1991
	Johan Santana.....	2002, 03, 04, 06
	Frank Viola.....	1987
4	Bert Blyleven.....	1970, 87
	Jim Kaat.....	1965, 70
	Kevin Tapani.....	1991

### ERA

1.35	Dave Boswell.....	1965, 69
1.65	Eric Milton.....	2002, 03
2.23	Jack Morris.....	1991
2.70	Jeff Reardon.....	1987
2.74	Mudcat Grant.....	1965

### SAVES

5	Rick Aguilera.....	1991
3	Jeff Reardon.....	1987
	Eddie Guardado.....	2002, 03
1	Juan Berenguer.....	1987
	Joe Nathan.....	2004

### STRIKEOUTS

32	Johan Santana.....	2002, 03, 04, 06
25	Frank Viola.....	1987
23	Bert Blyleven.....	1970, 87
22	Jack Morris.....	1991
17	Brad Radke.....	2002, 03, 04, 06



## 25TH ANNIVERSARY TEAM



In 1986, the Minnesota Twins celebrated 25 years of baseball in Minnesota. As part of that celebration, the Twins held a 25th Anniversary Reunion on July 31–August 3. The weekend began with a banquet in which the Silver Anniversary Team, voted by fans, was announced (see above). The weekend concluded with an Old Timers game, featuring the 1965 World Series Twins playing a team consisting of other former Twins, and a pre-game ceremony honoring the Silver Anniversary Team. Fans were treated to a Camera Night in which they were able to take pictures with their favorite former Twins and received a framable poster which was a collage of the team. Below is the 25th Anniversary Team.

POS	PLAYER	YEARS
LF	Bob Allison	1961-70
CF	Cesar Tovar	1965-72
RF	Tony Oliva	1962-76
3B	John Castino	1979-84
SS	Zoilo Versalles	1961-67
2B	Rod Carew	1967-78
1B	Harmon Killebrew	1961-74
C	Earl Battey	1961-67
LHP	Jim Kaat	1961-73
RHP	Camilo Pascual	1961-66
RP	Al Worthington	1964-69
MGR	Billy Martin	1969



## 40TH SEASON ANNIVERSARY ALL-TIME TEAM



In 2000, the Minnesota Twins celebrated 40 years of baseball in Minnesota. As part of that celebration, the Twins announced the Twins All-Time Team as part of the ballclub's 40th Season Celebration.

Voting for the Twins All-Time Team was split into three phases, including: the fans, the Upper Midwest Media and the players (former/current Twins players and coaches). Each groups' vote counted one-third toward the final balloting results with the top vote recipients at each position automatically being named to the team. The All-Time Team selection committee reserved the right to name additional players to the final roster based upon overall vote totals.

The All-Time Team took part in an on-field pre-game ceremony on August 12, 2000 and a poster depicting the All-Time team was given to the first 10,000 fans in attendance, courtesy of the Star Tribune.

A total of 93 Twins players and managers were featured on the All-Time Team ballot which included categories for each of the following: manager, catcher, first base, second base, third base, shortstop, outfield, right-hand starting pitcher, left-hand starting pitcher, relief pitcher, designated hitter, pinch hitter and utility player.

The Minnesota Twins 40th Season All-Time Team is comprised of 22 members of which ten were also on the club's 25th Anniversary Team in 1986 including catcher Earl Battey, first baseman Harmon Killebrew, second baseman Rod Carew, shortstop Zoilo Versalles, leftfielder Bob Allison, centerfielder Cesar Tovar, rightfielder Tony Oliva, right-handed pitcher Camilo Pascual, left-handed pitcher Jim Kaat and relief pitcher Al Worthington. The Minnesota Twins 40th Season Anniversary All-Time Team is listed below:

POS	PLAYER	YEARS
MGR	Tom Kelly	1986-01
C	Earl Battey	1961-67
1B	Kent Hrbek	1981-94
2B	Rod Carew	1967-78
3B	Harmon Killebrew	1961-74
	Gary Gaetti	1981-90
SS	Greg Gagne	1983-92
	Zoilo Versalles	1961-67
OF	Bob Allison	1961-70
	Tony Oliva	1962-76
	Kirby Puckett	1984-95

POS	PLAYER	YEARS
RHP	Bert Blyleven	1970-76, 85-88
	Jim Perry	1963-72
	Camilo Pascual	1961-66
LHP	Jim Kaat	1961-73
	Frank Viola	1982-89
RP	Rick Aguilera	1989-99
	Jeff Reardon	1987-89
	Al Worthington	1964-69
DH	Paul Molitor	1996-98
PH	Randy Bush	1982-93
UTIL	Cesar Tovar	1965-72

POSTSEASON  
2014  
ASG





## ALL-METRODOME TEAM

In 2009, the Minnesota Twins celebrated the final season in the Hubert H. Humphrey Metrodome. As part of that celebration, the Twins held a "Farewell To The Metrodome" weekend during which the All-Metrodome Team was announced.

Voting for the Twins All-Metrodome Team was split into three phases, including the fans, the Upper Midwest media and a veteran's committee made up of Twins alumni, front office representatives and team historians. In total, more than 100,000 votes were cast by the fans at [www.twinsbaseball.com](http://www.twinsbaseball.com).

The All-Metrodome team took part in an on-field ceremony following the Twins final scheduled regular season home game on October 4, 2009 vs. the Kansas City Royals. Below are the players that make up the Twins All-Metrodome Team:

POS	PLAYER	YEARS	POS	PLAYER	YEARS
SP	Bert Blyleven	1985-89	2B	Chuck Knoblauch	1991-97
SP	Brad Radke	1995-2006	SS	Greg Gagne	1983-92
SP	Johan Santana	2000-07	3B	Gary Gaetti	1982-90
SP	Frank Viola	1982-89	LF	Dan Gladden	1987-91
RP	Rick Aguilera	1989-99	CF	Torii Hunter	1998-2007
RP	Joe Nathan	2004-09	CF	Kirby Puckett	1984-95
C	Joe Mauer	2004-09	RF	Tom Brunansky	1982-88
1B	Ken Hrbek	1982-94	DH	Paul Molitor	1996-98
1B	Justin Morneau	2003-09	MGR	Tom Kelly	1986-2001

## ALL-METRODOME LEADERS

STAT	PLAYER	YEARS	TOTAL	STAT	PLAYER	YEARS	TOTAL
Games	Kirby Puckett	1984-95	914	Wins	Brad Radke	1995-2006	85
At-Bats	Kirby Puckett	1984-95	3,689	Win %	Johan Santana	2000-07	.676
Hits	Kirby Puckett	1984-95	1,269	Saves	Joe Nathan	2004-09	125
Runs	Kirby Puckett	1984-95	626	Games	Eddie Guardado	1993-2003, '08	328
2B	Kirby Puckett	1984-95	239	Starts	Brad Radke	1995-2006	197
3B	Kirby Puckett	1984-95	38	CG	Frank Viola	1982-89	28
HR	Kent Hrbek	1982-94	156	IP	Brad Radke	1995-2006	1,309.1
RBI	Kent Hrbek	1982-94	623	Strikeouts	Brad Radke	1995-2006	839
BB	Kent Hrbek	1982-94	438	ERA	Joe Nathan	2004-09	1.86
AVG	Kirby Puckett	1984-95	.344				





## 50 GREATEST TWINS

In 2010, the Minnesota Twins celebrated 50 years of baseball in Minnesota. As part of that celebration, the Twins announced the “50 Greatest Twins.” The 50 Greatest Twins players were voted upon by local media and Twins/Baseball historians. The team was introduced as part of the Twins 50th Anniversary Weekend and the All-Time Team took part in an on-field pre-game ceremony on September 3, 2010. Former Twins shortstop, Greg Gagne, was the newest member inducted into the Twins Hall of Fame on September 4. Finally, members of the 50 Greatest Twins and local Twins alumni gathered to play the first ever Twins Legends Game on September 5. Below is the complete list of the 50 Greatest Minnesota Twins:


POSITION	PLAYER	YEARS	POSITION	PLAYER	YEARS
Pitcher	Rick Aguilera	1989-99	Outfield/Infield	Gene Larkin	1987-93
Outfield	Bob Allison	1961-70	Manager	Billy Martin	1969
Catcher	Earl Battey	1961-67	Manager	Gene Mauch	1976-80
Pitcher	Bert Blyleven	1970-76, 85-88	Catcher	Joe Mauer	2004-Present
Outfield	Lyman Bostock	1975-77	Manager	Sam Mele	1961-67
Outfield	Tom Brunansky	1982-88	Designated Hitter	Paul Molitor	1996-98
Infield	Rod Carew	1967-78	First Base	Justin Morneau	2003-13
Infield	John Castino	1979-84	Pitcher	Jack Morris	1991
Outfield/Infield	Michael Cuddyer	2001-11	Pitcher	Joe Nathan	2004-09
Third Base	Gary Gaetti	1981-90	Outfield	Tony Oliva	1962-76
Shortstop	Greg Gagne	1983-92	Pitcher	Camilo Pascual	1961-66
Manager/Coach	Ron Gardenhire	1991-Present	Pitcher	Jim Perry	1963-72
Outfield	Dan Gladden	1987-91	Outfield	Kirby Puckett	1984-95
Pitcher	Dave Goltz	1972-79	Manager	Frank Quilici	1972-75
Pitcher	Jim “Mudcat” Grant	1964-67	Pitcher	Brad Radke	1995-2006
Pitcher	Eddie Guardado	1993-2003, 08	Pitcher	Jeff Reardon	1987-89
Outfield	Larry Hisle	1973-77	Pitcher	Johan Santana	2000-07
First Base	Kent Hrbek	1981-94	Infield	Roy Smalley	1976-87
Outfield	Torii Hunter	1997-2007	Coach	Rick Stelmazsek	1981-2012
Pitcher	Jim Kaat	1961-73	Pitcher	Kevin Tapani	1989-95
Manager	Tom Kelly	1986-01	Utility	Cesar Tovar	1965-72
Third Base	Harmon Killebrew	1961-74	Infield	Zoilo Versalles	1961-67
Second Base	Chuck Knoblauch	1991-97	Pitcher	Frank Viola	1982-89
Pitcher	Jerry Koosman	1979-81	Outfield/DH	Dave Winfield	1993-94
Third Base	Corey Koskie	1998-2004	Pitcher	Al Worthington	1964-69

POSTSEASON  
2014  
ASG





YOUR HOME FOR  
MINNESOTA  
TWINS BASEBALL







2014  
**ALL★STAR  
GAME**

**MINOR LEAGUES**





# MINOR LEAGUE INFORMATION

## MINNESOTA TWINS - MINOR LEAGUE DEPT.

Target Field  
1 Twins Way  
Minneapolis, MN 55403  
P: (612) 659-3480 F: (612) 659-4026



## MINNESOTA TWINS - SPRING TRAINING

Lee County Sports Complex  
14110 Six Mile Cypress Pkwy.  
Fort Myers, FL 33912  
P: (239) 533-7640



## MINNESOTA TWINS MINOR LEAGUE SYSTEM

Director, Minor League Operations .....Brad Steil  
Senior Manager, Minor League Administration .....Kate Townley  
Senior Manager, Florida Operations .....Brian Maloney

## MINOR LEAGUE INSTRUCTORS

Field Coordinator .....Joel Lepel  
Pitching Coordinator .....Eric Rasmussen  
Hitting Coordinator .....Bill Springman  
Hitting Instructor .....Tony Oliva  
Minor League Instructor .....Sam Perlozzo  
Latin America Coordinator .....Jose Marzan  
Minor League Rehab Coordinator .....Chad Jackson  
Minor League Strength & Conditioning Coordinator .....Erik Beiser  
Equipment Manager .....Dave Ringler

## TWINS 2013 ORGANIZATIONAL STANDINGS

TEAM	LEAGUE	LEVEL	WON-LOST	STANDINGS	GB/GA
Rochester <sup>^</sup>	International	Triple-A	77-67 (North Division)	Second	-3.5
New Britain	Eastern	Double-A	66-76 (Eastern Division)	Fifth	-20.5
Ft. Myers*	Florida State	High-A	45-22 1st Half (South Division)	First	+8.0
			34-34 2nd Half (South Division)	Fourth	-5.5
			79-56 Season Total (South Division)	First	+6.0
Cedar Rapids#	Midwest	Low-A	40-28 1st Half (Western Division)	Second	-2.0
			48-22 2nd Half (Western Division)	First	+4.5
			88-50 Season Total (Western Division)	First	+7.0
Elizabethton	Appalachian	Rookie	37-31 (West Division)	Third	-3.5
GCL Twins	Gulf Coast	Rookie	28-32 (South Division)	Third	-7.0
DSL Twins	Dominican Summer League	Rookie	36-33 (Boca Chica Baseball City)	Fourth	-10.0

<sup>^</sup> Lost to Pawtucket in five games (2-3) in the semifinals of the International League Playoffs.

\* Lost to Charlotte in two games (0-2) in the semifinals of the Florida State League Playoffs.

# Lost to Quad Cities in two games (0-2) in the quarterfinals of the Midwest League Playoffs.

## TWINS MINOR LEAGUE STADIUMS PLAYING DIMENSIONS & ATTENDANCE FIGURES

CITY	NAME	SURFACE	DIMENSIONS			TOTAL	ATTENDANCE	
			LF	CF	RF		DATES	AVERAGE
Rochester	Frontier Field	Natural	335'	402'	325'	414,398	68	6,094
New Britain	New Britain Stadium	Natural	325'	400'	325'	339,100	67	5,061
Ft. Myers	Bill Hammond Stadium	Natural	330'	405'	330'	121,452	66	1,840
Cedar Rapids	Veterans Memorial Stadium	Natural	315'	400'	325'	160,064	69	2,320
Elizabethton	Joe O'Brien Field	Natural	339'	399'	322'	25,430	29	877
Ft. Myers (GCL Twins)	Lee County Complex	Natural	330'	405'	330'			





## BRAD STEIL

### DIRECTOR, MINOR LEAGUE OPERATIONS

Brad Steil begins his 14th year in the Twins organization, and second as Twins Director of Minor League Operations, after spending the previous five seasons as Director of Baseball Operations. Steil's duties include full administration of the minor league department, including the working relationships with the Twins six affiliates.

He is responsible for player moves at the minor league level and for the development of young talent for the major league club. Steil also handles contract negotiations with minor league players and travels to all the affiliates to evaluate players in the Twins system.

Steil was hired as the Administrative Assistant for Scouting in 2001 and was promoted to Baseball Operations Assistant in July of 2003. He was named Assistant Director of Baseball Operations in January of 2006 and was eventually promoted to Director of Baseball Operations in September of 2007.

Steil is a native of Litchfield, MN, and graduated magna cum laude from Concordia College (Moorhead) in 1999. He also attended the St. Thomas Graduate School of Business (1999-2000).

Brad and his wife, Megan, reside in Ham Lake, MN.



## DERON JOHNSON

### DIRECTOR, SCOUTING

Deron Johnson has been a member of the Twins organization since January of 1994. While working as the Northern California Area Scout, Johnson was promoted to West Coast Supervisor in October of 1998 and on September 13, 2007, he was promoted to Director of Scouting for the Twins. In this position, he leads the Twins 27-man scouting staff in preparation for the annual June First-Year Player Draft of high school and college players, as well as focuses on amateur assignments for the summer.

Johnson was born and raised in Vallejo, CA, and graduated from St. Mary's College in Moraga, CA, with a BA in Liberal Arts in 1991. Prior to joining the Twins, Johnson played three minor league seasons as an outfielder in the Pittsburgh Pirates organization from 1988-1990. He served as the assistant baseball coach and recruiting coordinator for the University of San Francisco from 1992-1993. In addition, Johnson has provided coverage of minor league and major league teams and has been part of the Twins Advance Scouting team for

the postseason over the past seven years.

Deron and his wife, Alecia, have four children, Ashley, Alexis, Deron Jr. and Dominique, and reside in Sacramento, CA.



## JOEL LEPEL

### MINOR LEAGUE FIELD COORDINATOR

Joel Lepel enters his ninth season as the Twins Minor League Field Coordinator. He is responsible for evaluating minor league players and staff, coordinating and participating in on-field instruction, developing organization policies throughout the system and setting up and overseeing the daily workout schedule during spring training, regular season and instructional league.

Lepel spent five seasons (2001-05) as the Twins Midwest Scouting Supervisor. Prior to that, he spent eight years as an area scout, covering North and South Dakota, Nebraska, Iowa, Wisconsin and Minnesota.

A native of Plato, MN, Lepel was signed as an 18th round draft choice by the Montreal Expos out of Mankato State University in 1980. He spent three seasons as a player in the Expos system before coaching at Western Kentucky University and Clemson University from 1983-88. Lepel came to the Twins organization in 1989, managing the Sarasota Twins (Rookie, Gulf Coast League) for two seasons and the Kenosha Twins (Low-A,

Midwest League) in 1991, before becoming an area scout.

Joel and his wife, Elynn, reside in Plato, MN.

## HARMON KILLEBREW AWARD - MINOR LEAGUE COMMUNITY SERVICE

Given annually to a player from each of the full season affiliates. Each player is nominated by their respective General Manager for their service within the affiliate's community. A plaque is awarded, in addition to an on-field presentation.

### 2011

Rochester -- Kyle Gibson  
New Britain -- Bobby Lanigan  
Ft. Myers -- Reggie Williams  
Beloit -- Ryan O'Rourke

### 2012

Rochester -- JR Towles  
New Britain -- Shawn Roof  
Ft. Myers -- Andy Leer  
Beloit -- Corey Williams

### 2013

Rochester -- Brian Dinkelman  
New Britain -- Dan Rohlfing  
Ft. Myers -- Stephen Wickens  
Cedar Rapids -- Niko Goodrum





## 2013 MINOR LEAGUE RECAP

**ROCHESTER (77-67, Triple-A, International League)** -- The Red Wings clinched their first playoff berth since 2006 by finishing 77-67 and securing a wild card spot, winning the tiebreaker against the Norfolk Tides. Red Wing hitters finished second in the league in runs scored (669), RBI (624) and on-base percentage (.339), along with finishing first in walks (561). Red Wing pitchers led the league in saves (46) and complete games (12), but finished last in ERA (4.21), runs allowed (664) and strikeouts (983). Andrew Albers (LHP) and Chris Colabello (1B) represented the Red Wings in the Triple-A All-Star Game. Colabello was named International League Most Valuable Player and Rookie of the Year after leading the league in batting average (.352), on-base percentage (.427) and slugging percentage (.639), while hitting 24 home runs and driving in 76 runs. Albers led the pitching staff, going 11-5 with a 2.86 ERA (132.1 IP, 42 ER) in 22 starts.



**NEW BRITAIN (66-76, Double-A, Eastern League)** -- The Rock Cats finished fifth in the Eastern Division after going 66-76. Rock Cats hitters finished with 112 home runs and drove in 595 runs, good for fourth in the Eastern League, while the pitching staff finished last in hits allowed (1,282). Jasmil Pinto (C), Danny Santana (SS), Daniel Ortiz (OF), A.J. Achter (RHP), Edgar Ibarra (LHP) and Trevor May (RHP) were named to the Eastern Division All-Star team, hosted by the Rock Cats at New Britain Stadium. Third baseman Miguel Sano was promoted to the Rock Cats on June 9 and hit .236 with 19 home runs and 55 RBI in 67 games. Sano combined for 35 home runs and 103 RBI between New Britain and Ft. Myers. Catcher Jasmil Pinto finished second in the league in batting average (.308) and third in on-base percentage (.411). Shortstop Danny Santana led the league with 160 hits while hitting .297 in 131 games. Right-hander Trevor May led the league in strikeouts (159) and shutouts (2), finished fifth in innings pitched (151.2) and led the team in wins (9).



**FT. MYERS (79-56, Class A - Advanced, Florida State League)** -- The Miracle clinched a playoff berth for the first time since 2009 after securing the South Division title with a first half record of 45-22. The Miracle ended the campaign with an overall record of 79-56. At the plate, Miracle hitters led the league in a handful of categories, including: batting average (.271), hits (1,210), runs scored (653), home runs (96), RBI (585), on-base percentage (.345) and slugging percentage (.404). The Miracle pitching staff finished second in the league in ERA (3.46), but gave up the most home runs (87). Matt Koch (C), Miguel Sano (3B), Kennys Vargas (1B), Zach Jones (RHP), Taylor Rogers (LHP) and Corey Williams (LHP) were named to the South Division All-Star team. Before his promotion to Double-A on June 9, Miguel Sano hit .330 with 16 home runs and 48 RBI in 56 games. Outfielder Byron Buxton was promoted to Ft. Myers on June 23 and hit .326 with eight triples, four home runs, 22 RBI with an on-base percentage of .415 in 57 games. Buxton and Sano represented the Twins at the MLB All-Star Futures Game in New York City. First baseman Kennys Vargas led the league in RBI (93) and tied for second in home runs (19). Right-hander Matt Summers led the league in ERA (2.47) while left-hander Taylor Rogers led the league in complete games (3), finished second in ERA (2.55) and led the team in wins (11). Manager Doug Mientkiewicz was named FSL Manager of the Year. Koch, Rogers and Vargas were also named to the FSL Postseason All-Star team.



**CEDAR RAPIDS (88-50, Class A, Midwest League)** -- The Kernels finished the regular season with a 88-50 record and captured a trip to the postseason where they were swept in a three-game series by the Quad Cities River Bandits. At the plate, the Kernels led the league in RBI (692), on-base percentage (.346), slugging percentage (.413) and finished second in batting average (.267) and home runs (108). Eight Kernels were named to the MWL All-Star team, including: Jose Berrios (RHP), Byron Buxton (OF), Niko Goodrum (SS), Steve Gruver (RHP), Travis Harrison (3B), Dalton Hicks (1B), Jorge Polanco (2B) and Adam Brett Walker (OF). Outfielder Byron Buxton was named the league's Most Valuable Player and Prospect of the Year after hitting .341 with eight home runs, 15 doubles, 10 triples, 55 RBI and 32 stolen bases in 68 games. Outfielder Adam Brett Walker led the league in home runs (27) and RBI (109). Left-hander Mason Melotakis led the team with 11 wins and left-hander Brett Lee finished third in the league in ERA (2.95). Buxton, Hicks and Walker were also named to the MWL Postseason All-Star team.



**ELIZABETHTON (37-31, Rookie Advanced, Appalachian League)** -- The E-Twins ended the 2013 campaign with a third place finish and a 37-31 record in the Appalachian League West Division. On the mound, the Elizabethton staff led the league in ERA (3.10), strikeouts (626), runs allowed (248) and home runs allowed (22). Twins hitters finished fourth in the league in batting average (.253), stolen bases (62) and triples (22). Outfielder Zack Granite was named to the Appalachian League All-Star team after hitting .285 with four doubles, five triples, 24 RBI and 14 stolen bases in 61 games. Along with a 21-game on-base streak, Granite tied for second in the league in hits (69), tied for third in stolen bases (14) and fifth in runs scored (39). Right-hander Felix Jorge threw 61.0 innings and finished third in the league in strikeouts (72).



**GCL TWINS (28-32, Rookie, Gulf Coast League)** -- The GCL Twins finished with a 28-32 record, good for third place in the Gulf Coast League South Division. The pitching staff allowed the least home runs in the league (9), along with finishing second in strikeouts (520) and third in ERA (2.94). At the plate, the Twins finished with the second lowest batting average in the league (.227), despite having the second lowest strikeout total in the league (397). They also finished third in triples (25) and home runs (25). Shortstop Amaury Minier tied for the league lead with six home runs and left-hander Lewis Thorpe led the league in strikeouts (64). Thorpe also led the team with four wins, posting a 2.05 ERA (44.0 IP, 10 ER). Outfielder Chad Christensen had an 11-game hit streak from July 2-22.

**DSL TWINS (36-33, Rookie, Dominican Summer League)** -- The DSL Twins finished fourth in the Boca Chica Baseball City Division, 10 games behind division leader, DSL Giants. The DSL Twins led the league in stolen bases with 161 in 69 games. Outfielder Dubal Baez finished seventh in the league with a .335 batting average in 57 games. Baez also stole 27 bases and compiled a .447 on-base percentage. Outfielder Francis Mateo and third baseman Rafael Valera tied for the team led with 28 RBI. Right-hander Wilfredy Liranzo led the DSL Twins with 62 strikeouts in 41.0 innings, finishing 3-4 with a 3.07 ERA (41.0 IP, 14 ER) in 16 games.



# TWINS MINOR LEAGUE COORDINATORS AND INSTRUCTORS

## BILL SPRINGMAN

## MINOR LEAGUE HITTING COORDINATOR

Born October 6, 1956...wife RexAnn, son Slater, daughters Sheridan and Sutton...resides in Tulsa, OK...begins ninth season as minor league hitting coordinator after serving as hitting coach at Triple-A Rochester in 2005...was hitting coach at Triple-A Salt Lake 1997-2000...played on Team USA during the 1977 World Cup Games in Nicaragua...selected by Pittsburgh in first round of 1977 Secondary Phase free agent draft...named *Sporting News* First-Team College All-American Shortstop in 1978...selected by California in seventh round of the 1978 First-Year Player Draft from Oral Roberts University...named *Toppers* Single-A Shortstop of the Year in 1979...coach of 1992 NCAA Division I National Champions at Pepperdine...served as associate scout in Chicago Cubs organization 1995-96...1985 graduate of University of Oklahoma with a degree in Physical Education...1994 graduate of Azusa Pacific University with a Master's Degree in Education.

### SPRINGMAN'S MINOR LEAGUE TOTALS

Years	AVG	G	AB	R	H	2B	3B	HR	RBI	BB	SO
3 years	.274	217	796	117	218	52	7	15	123	74	144

## ERIC RASMUSSEN

## MINOR LEAGUE PITCHING COORDINATOR

Born March 22, 1952...wife Linda, twin sons Derek and Brock, and Michael...resides in Cape Coral, FL...begins 24th season with the organization and sixth as minor league pitching coordinator...served as the pitching coach for Ft. Myers for 10 seasons (1999-2008)...prior to that, he was the pitching coach for New Britain (1998), Ft. Myers (1996-97) and GCL Twins (1991-95)...was minor league pitching coach for Cleveland (1988-89)...selected by St. Louis in 32nd round of the 1973 First-Year Player Draft from University of New Orleans where he was First-Team All-American...passed up fourth round selection by Boston in the January 1971 Draft from Indian Hills Community College in Centerville, IA...played three seasons for St. Louis before being traded to San Diego where he played 1978-80...played two seasons in Mexico before being purchased again by St. Louis in 1982...purchased by Kansas City from St. Louis in 1983...holds major league record by pitching shutouts in first National League game July 21, 1975 and first American League game August 6, 1983.

### RASMUSSEN'S MAJOR LEAGUE TOTALS

Year	Club	W-L	ERA	G	GS	CG	SHO	SV	IP	H	R	ER	BB	SO
1975-83	STL, SD, KC	50-77	3.85	238	144	27	12	5	1017.2	1033	489	435	309	489

## TONY OLIVA

## MINOR LEAGUE HITTING INSTRUCTOR

Born July 20, 1938...wife Gordette, daughter Anita, sons Pedro and Ricardo...resides in Bloomington, MN...begins 22nd season as minor league hitting instructor...Twins hitting coach 1986-91...Twins first base coach 1985...Twins minor league hitting instructor 1979-84...Twins first base coach and batting instructor 1977-78...player/coach for Twins 1976...signed with Minnesota as free agent from Cuba July 24, 1961...played 13-plus major league seasons as outfielder/designated hitter for Minnesota...American League Rookie of the Year in 1964...three-time American League Batting Champion (1964, '65 and '71)...led American League in hits, 1964, '66, '69 and '70...two-time *Sporting News* Player of the Year, 1965 and '71...played in two ALCS (1969, '70) and one World Series (1965)...eight-time American League All-Star...inducted into Twins Hall of Fame in 2000.

### OLIVA'S MAJOR LEAGUE TOTALS

Years	Club	AVG	G	AB	R	H	2B	3B	HR	RBI	BB	SO
1962-76	Minnesota	.304	1676	6301	870	1917	329	48	220	947	448	645

## SAM PERLOZZO

## MINOR LEAGUE INSTRUCTOR

Samuel Benedict Perlozzo...wife Beth...daughter, Mia (12/13/78), and son, Eric (9/7/84)...resides in Tampa, FL...begins his first season as the Twins minor league infield and baserunning coordinator...was third base coach/infield instructor (2011-12) and first base coach/baserunning instructor (2009-10) for the Philadelphia Phillies...was coach for the 2009 and 2010 NL All-Star teams...manager for the Baltimore Orioles from August 4, 2005 to June 18, 2007 with a record of 122-164...was bench coach (2001-05) and third base coach (1996-00) with Baltimore...third base coach for Seattle (1993-95, 2008), Cincinnati (1990-92) and New York Mets (1987-89)...minor league manager in the Mets organization from 1982-86 where he won three titles and never had a losing season...named Carolina League Manager of the Year with Lynchburg in 1983 and *Baseball America's* Manager of the Year in 1984...has a career minor league managerial record of 364-263 (.581)...1973 graduate of George Washington University with a BS in physical education...elected to GW's Sports Hall of Fame in 1986 and to GW's Sports Executive Hall of Fame in 2007...originally signed by Minnesota on August 15, 1972 as a free agent...called up by the Twins in September 1977 and hit .292 in 10 games...was a five-time fielding champion in nine minor league seasons.

### PERLOZZO'S MAJOR LEAGUE MANAGERIAL RECORD

Years	Club	W	L	PCT.
2005-07	Baltimore	122	164	.427

### PERLOZZO'S MAJOR LEAGUE TOTALS

Years	AVG	G	AB	R	H	2B	3B	HR	RBI	BB	SO
2 years	.269	12	26	6	7	0	2	0	0	3	3

## JOSE MARZAN

## LATIN AMERICA OPERATIONS COORDINATOR

Born November 5, 1965...wife Marvillia, sons Jonah and Sebastian...resides in Ft. Myers, FL...begins 10th year as Latin America Coordinator after managing Ft. Myers for five years (2000-04)...had a career record of 641-579 (.525) as a minor league manager...managed Single-A Quad City in 1999 and Single-A Ft. Wayne in 1998, leading both teams to the playoffs...has been affiliated with Twins organization for 21 years...managed Rookie Elizabethton 1996-97...coached for Single-A Ft. Myers in 1995 and managed Gulf Coast League Twins 1993-94...began coaching career in 1992 as coach for the GCL Twins...was selected by Minnesota in the 16th round of the 1987 First-Year Player Draft from Florida State University...named best defensive first baseman by California League managers while playing for Visalia in 1989...retired from playing after the 1991 season.

### MARZAN'S MINOR LEAGUE TOTALS

Years	AVG	G	AB	R	H	2B	3B	HR	RBI	BB	SO
5 years	.256	402	1199	183	307	53	6	13	158	181	163

## CHAD JACKSON

## HEAD MINOR LEAGUE REHAB COORDINATOR

Born May 5, 1971...wife, Pauline, daughter Payten...resides in Ft. Myers, FL...begins his 13th season in the Twins organization and second as the head minor league trainer and rehab coordinator...spent the previous three seasons as the head trainer for Triple-A Rochester...prior to his time with the Red Wings spent six seasons with Double-A New Britain, one season with Quad Cities and two seasons with Elizabethton...also served as the head athletic trainer for Navigantes de Magallanes from 2005-08...interned for the Cubs (1996) and the Indians (2001)...earned a Bachelor of Arts degree in Physical Education and Exercise Science with specialization in Athletic Training from John Carroll University (OH) in 1993...earned a Master's of Science in Physical Education with specialization in Athletic Training from Ohio University in 1995.

## ERIK BEISER

## MINOR LEAGUE STRENGTH AND CONDITIONING COORDINATOR

Born April 4, 1987...wife, Nicole (December 15, 2012)...resides in Port St. Lucie, FL...begins his fifth year with the Twins and second as the minor league strength and conditioning coordinator...was the strength and conditioning coach for Rochester in 2012, Ft. Myers in 2011 and Elizabethton in 2010...prior to joining the Twins he was the strength and conditioning coach for the GCL Cardinals in 2009...worked with MLB International in 2011 as a strength and conditioning coordinator for France...earned his Master's of Science in Kinesiology with a concentration in Sports Performance from Louisiana Tech University in 2011...earned his Bachelor's Degree in Exercise Science and Health Promotion from Florida Atlantic University in 2009.





# TRIPLE-A ROCHESTER

## ROCHESTER RED WINGS

International League - Triple-A (12th year)

Red Wings 2013 Record: 77-67 (2nd place)

One Morrie Silver Way  
Rochester, New York 14608

(585) 454-1001

FAX: (585) 454-1056

President/CEO.....Naomi Silver  
General Manager.....Dan Mason  
Media Relations.....Tim Doohan  
Stadium.....Frontier Field

Capacity.....10,840  
Manager.....Gene Glynn  
Pitching Coach.....Marty Mason  
Hitting Coach.....Tim Doherty  
Trainer.....Larry Bennese  
Strength and Conditioning Coach.....Jon Cioffi



**GENE GLYNN**  
MANAGER

Named manager 12/1/11, replacing Tom Nieto...born September 22, 1956...wife Julie, sons Gino and Christopher...resides in Waseca, MN...begins his third season as Rochester's manager after serving as a pro scout for the Tampa Bay

Rays from 2007-11...spent nine of his 12 seasons as a major league coach (third base coach)...served as third base coach for San Francisco (2003-06) and Chicago Cubs (2000-02)...served as first base coach for Montreal in 1999...served as third base coach for Colorado (1996-98)...began the 1995 season as the Rockies minor league field coordinator (also in this role in 1993), but following Don Zimmer's resignation was promoted to role of first base coach for the Rockies...made major league coaching debut as Rockies first base coach in 1994...served as manager for Single-A Bend Rockies in 1992 and won division title...was the manager for San Diego's Single-A affiliate in Spokane from 1990-91 and was named Northwest League Manager of the Year in 1990 after team went 49-27 and won a league championship...was a minor league coach/manager for the Montreal Expos system from 1985-89 at various levels...made his coaching debut in Montreal system as a player/coach for Triple-A Indianapolis...was signed by the Montreal Expos as an undrafted free agent in 1979...played seven seasons in the minor leagues...attended Minnesota State University-Mankato from 1975-79 where he played baseball and basketball...graduated from Waseca (MN) High School in 1975 where he was an All-American in both basketball and baseball and was named the first ever "Mr. Basketball" in the state of Minnesota.

### RECORD AS MANAGER

Year	Club	League	W	L	Pct.	Finish (Division)
1986	Jacksonville	New York-Penn	30	46	.395	4th
1987	Jacksonville	New York-Penn	44	33	.571	2nd
1990	Spokane	Northwest	49	27	.645	1st, NW Champions
1991	Spokane	Northwest	24	52	.316	4th
1992	Bend	Northwest	43	33	.566	1st, NW Champions
2012	Rochester	International	72	72	.500	4th
2013	Rochester	International	77	67	.535	2nd
Minor League Totals			339	330	.507	

### POSTSEASON PLAY

Year	Club	League	W	L	Pct.	Finish
2013	Rochester	International	2	3	.400	Lost in semi's to Pawtucket
Postseason Totals			2	3	.400	



**TIM DOHERTY**  
HITTING COACH

Born August 21, 1966...resides in Kansas City, MO...begins second season in the Twins organization...in 2013 coached the International League MVP, IL Rookie of the Year and *Baseball America's* Triple-A Player of the Year, Chris Colabello...served as assistant to Red Sox hitting coach Dave Magadan in 2012...coached nine seasons with the Kansas

City T-Bones of the American Association (2003-11), serving as their hitting coach from 2003-09 and their manager from 2010-11...coached collegiately at Southwest Texas State University (1994-97), University of Southwestern Louisiana (1993), Seminole Junior College (1990-92) and Oral Roberts University (1989)...served as an associate scout for the Cleveland Indians during his tenure at Seminole JC.



**MARTY MASON**  
PITCHING COACH

Born April 4, 1958...wife Lynn, daughters Brandy Leigh and Lindsey...resides in Stuart, FL...begins second season in the Twins organization and as the pitching coach for Rochester...he is in his 29th seasons as a professional coach...spent 2011-12 as pitching coach for Single-A Daytona Cubs after spending 25 years as a coach in the St.

Louis Cardinals system, 11 as their bullpen coach...was pitching coach for Triple-A Memphis and Louisville (1997-99)...coached at Double-A Arkansas (1990-96), Single-A St. Petersburg (1989), Single-A Savannah (1988) and Single-A St. Petersburg (1986)...originally signed by the New York Yankees in 1980 and acquired by St. Louis in December of 1982...ranked second in Midwest League in appearances (54) in 1983...retired after four games as a player/coach in 1986...attended Central Alabama Academy (1975-76) and Western Kentucky University (1977-80)...received Outstanding Achievement Award from St. Louis BBWAA for work with the Cardinals relief staff in 2005.



# 2013 ROCHESTER FINAL STATISTICS

PLAYER	AVG	G	AB	R	H	2B	3B	HR	RBI	SH	SF	HB	BB	SO	SB	CS	E	OBP
Arcia*	.313	38	128	25	40	6	0	10	30	0	1	4	22	37	2	1	0	.426
Benson	.192	42	151	20	29	7	2	1	9	0	0	3	10	50	4	2	2	.256
Beresford*	.298	58	198	34	59	7	1	0	21	5	1	2	16	29	5	2	4	.355
Bernier	.295	92	302	47	89	15	5	3	41	10	3	7	31	74	4	2	6	.370
Bigley	.303	19	66	10	20	4	0	2	3	0	0	1	9	14	1	0	1	.395
Boggs#	.184	21	76	8	14	2	1	2	8	0	1	1	11	25	0	0	0	.292
Butera	.218	27	87	8	19	2	0	2	10	1	2	2	2	15	0	0	2	.247
Clement*	.220	123	446	45	98	25	1	16	70	0	3	1	45	106	1	1	6	.291
Colabello	.352	89	338	58	119	25	0	24	76	0	5	5	43	89	2	1	7	.427
Dinkelman*	.215	89	237	35	51	10	2	6	23	3	4	3	32	40	6	0	2	.312
Escobar#	.307	43	166	22	51	16	2	4	27	1	1	3	17	37	6	2	6	.380
Farris	.248	117	404	44	100	13	2	3	31	7	5	2	31	53	23	5	3	.301
Fryer	.215	65	200	32	43	11	2	5	31	1	3	4	35	47	8	0	3	.339
Hanson	.172	20	64	5	11	2	0	2	9	0	1	2	4	13	0	0	2	.239
Herrmann*	.227	69	247	31	56	9	3	2	22	2	1	1	24	61	3	2	3	.297
Hicks#	.222	22	72	7	16	4	2	0	5	0	0	0	10	21	1	0	0	.317
Lehmann	.250	9	20	2	5	0	0	0	2	1	0	0	1	6	0	0	0	.286
Mastroianni	.240	15	50	9	12	1	0	0	5	0	0	3	10	11	4	0	3	.397
Mitchell*	.286	43	133	19	38	3	2	2	11	0	0	0	9	42	7	4	1	.331
Olmedo#	.234	105	312	42	73	12	1	2	38	7	3	3	36	47	10	2	11	.316
Parmelee*	.231	45	173	23	40	13	1	3	22	0	2	1	22	32	1	0	1	.318
Pinto	.314	19	70	6	22	9	0	1	6	0	2	1	2	12	0	0	2	.333
Plouffe	.333	4	15	3	5	0	0	1	3	0	0	0	2	3	0	0	1	.412
Richardson#	.265	82	302	57	80	14	7	0	29	9	1	5	52	70	25	2	0	.381
Rodriguez	.000	1	1	0	0	0	0	0	0	0	0	0	0	1	0	0	0	.000
Rohlfing	.314	26	86	16	27	2	1	2	12	1	2	0	14	20	0	1	0	.402
Romero	.266	86	304	40	81	15	1	10	50	0	3	4	47	75	4	0	14	.369
Sobolewski	.182	12	44	3	8	1	0	1	4	0	0	0	4	15	0	0	2	.250
Thomas*	.296	36	125	17	37	8	0	9	25	0	0	0	18	35	6	4	1	.385
Willingham	.111	3	9	1	1	0	0	1	1	0	0	0	2	2	0	0	0	.273
<b>TOTALS</b>	<b>.258</b>	<b>144</b>	<b>4826</b>	<b>669</b>	<b>1244</b>	<b>236</b>	<b>36</b>	<b>114</b>	<b>624</b>	<b>48</b>	<b>44</b>	<b>58</b>	<b>561</b>	<b>1082</b>	<b>123</b>	<b>31</b>	<b>102</b>	<b>.339</b>

PITCHER	W	L	ERA	G	GS	CG	SH	SV	IP	H	R	ER	HR	HB	BB	SO	WP	BK	BAA
Achter, A.J.	1	2	3.04	16	0	0	0	1	23.2	17	9	8	4	0	14	20	0	0	.198
Albers, Andrew	11	5	2.86	22	22	3	1	0	132.1	124	46	42	14	0	32	116	0	1	.251
Blackburn, Nick	0	1	10.80	1	1	0	0	0	5.0	10	6	6	2	0	0	0	0	0	.455
Darnell, Logan	4	4	4.26	12	11	0	0	0	57.0	63	33	27	5	4	22	43	4	0	.292
Dean, Pat	3	2	2.03	6	6	0	0	0	40.0	38	14	9	0	1	5	22	0	0	.253
Deduno, Samuel	0	0	2.70	3	3	0	0	0	16.2	14	6	5	1	0	10	17	2	0	.237
De Vries, Cole	3	4	7.02	10	10	0	0	0	50.0	77	40	39	6	1	13	24	3	1	.358
Diamond, Scott	4	0	2.41	6	6	1	1	0	41.0	33	13	11	4	0	9	19	0	0	.217
Dinkelman, Brian	0	0	0.00	1	0	0	0	0	1.0	0	0	0	0	0	0	1	0	0	.000
Eppley, Cody	2	0	4.88	22	0	0	0	0	24.0	23	13	13	0	0	13	20	0	0	.253
Eppley, Cody	4	2	6.49	41	0	0	0	3	43.0	53	31	31	1	2	28	39	1	0	.310
Gibson, Kyle	7	5	2.92	17	17	2	2	0	101.2	85	36	33	5	0	33	87	3	0	.227
Hendriks, Liam	4	8	4.67	16	16	1	0	0	98.1	115	56	51	9	3	15	62	2	0	.294
Hernandez, Pedro	2	2	4.50	8	7	1	0	0	46.0	53	28	23	8	1	12	33	0	0	.290
Ibarra, Edgar	1	0	1.96	16	0	0	0	0	18.1	9	4	4	1	1	9	14	0	0	.150
Lanigan, Bobby	0	0	0.00	1	0	0	0	1	0.2	0	0	0	0	0	0	1	0	0	.000
Martin, Blake	0	0	4.02	12	0	0	0	0	15.2	12	7	7	6	0	12	15	0	0	.218
Martis, Shairon	2	4	4.26	42	3	0	0	11	80.1	68	39	38	8	0	31	65	6	0	.227
Mitchell, Jermaine	0	0	8.10	2	0	0	0	0	3.1	4	3	3	0	0	3	0	0	0	.308
Mitchell, Jermaine	0	0	8.10	2	0	0	0	0	3.1	4	3	3	0	0	3	0	0	0	.308
O'Connor, Michael	0	1	4.86	13	0	0	0	0	16.2	23	10	9	0	0	6	17	0	1	.343
Olmedo, Ray	0	0	0.00	1	0	0	0	0	0.2	0	0	0	0	0	0	0	0	0	.000
Perdomo, Luis	5	4	5.95	45	0	0	0	6	65.0	67	48	43	9	5	43	59	5	1	.263
Perez, Rafael	1	0	2.25	4	0	0	0	0	4.0	2	1	1	1	0	3	2	0	0	.154
Pugh, Bruce	0	0	19.80	5	0	0	0	0	5.0	14	11	11	1	0	3	1	1	1	.538
Robertson, Tyler	2	0	3.05	21	0	0	0	1	20.2	22	7	7	0	0	16	20	1	0	.289
Slama, Anthony	0	4	13.50	14	0	0	0	2	13.1	16	21	20	2	1	14	9	1	0	.302
Thielbar, Caleb	1	1	3.76	17	0	0	0	1	26.1	27	13	11	1	1	8	34	2	0	.260
Thompson, Aaron	3	2	3.48	31	1	0	0	6	44.0	49	20	17	3	1	13	42	3	0	.285
Jonkin, Michael	1	2	4.41	30	0	0	0	14	32.2	33	18	16	3	1	8	36	0	0	.256
Turpen, Daniel	2	0	6.93	21	0	0	0	1	24.2	34	24	19	6	2	13	19	2	1	.337
Vasquez, Virgil	4	7	4.41	23	13	0	0	1	87.2	100	47	43	12	6	19	60	2	0	.288
Walters, P.J.	7	5	4.18	19	19	1	1	0	103.1	110	54	48	5	8	46	82	6	0	.278
Wood, Tim	1	1	6.75	7	0	0	0	1	8.0	9	6	6	1	0	5	9	0	1	.273
Worley, Vance	6	3	3.88	9	9	3	1	0	58.0	65	31	25	3	1	17	34	1	0	.281
<b>TOTALS</b>	<b>77</b>	<b>67</b>	<b>4.21</b>	<b>144</b>	<b>144</b>	<b>12</b>	<b>10</b>	<b>46</b>	<b>1265.0</b>	<b>1316</b>	<b>664</b>	<b>592</b>	<b>120</b>	<b>37</b>	<b>447</b>	<b>983</b>	<b>44</b>	<b>7</b>	<b>.270</b>

MINOR LEAGUES  
2014  
AS

## MINOR LEAGUE TRAINERS

Head Minor League Trainer/Rehab Coordinator..... Chad Jackson  
Rochester Red Wings..... Larry Bennese  
New Britain Rock Cats..... Chris Johnson  
Ft. Myers Miracle..... Alan Rail

Cedar Rapids Kernels..... Curtis Simondet  
Elizabethton Twins..... Steven Taylor  
GCL Twins..... Axel Lopez





# DOUBLE-A NEW BRITAIN

## NEW BRITAIN ROCK CATS

Eastern League - Double-A (20th year)

Rock Cats 2013 Record: 66-76 (5th place)

P.O. Box 1718,  
New Britain, CT 06050  
(860) 224-8383  
FAX: (860) 225-6267

President ..... Bill Dowling  
General Manager ..... Tim Restall  
Media Relations ..... Jeff Dooley  
Stadium ..... New Britain Stadium

Capacity ..... 6,146  
Manager ..... Jeff Smith  
Pitching Coach ..... Stu Cliburn  
Hitting Coach ..... Chad Allen  
Trainer ..... Chris Johnson  
Strength and Conditioning Coach ..... Tyler Donahue



**JEFF SMITH**  
MANAGER

Named manager 10/21/09, replacing Tom Nieto...born June 17, 1974...wife Ronna, sons Cooper and Cutter...resides in Naples, FL...begins his fifth season as New Britain's manager and ninth season as a manager in the Twins system...was Ft. Myers manager from 2008-09 and was named FSL Manager of the Year in

2009 leading the Miracle to a record of 80-58...manager for Beloit from 2006-07...was hitting coach of GCL Twins in 2005...was a catcher in Twins organization from 1996-2002...played for Boston and Texas organizations from 2003-04...playing career ended prior to 2005 season after a major left knee injury...originally drafted by the Twins in the 20th round of the 1994 First-Year Player Draft out of Stetson University.

### RECORD AS MANAGER

Year	Club	League	W	L	Pct.	Finish (Div/Overall)
2006	Beloit	Midwest	74	64	.536	2nd/4th
2007	Beloit	Midwest	79	61	.584	1st/2nd
2008	Ft. Myers	Florida State	77	59	.566	3rd/1st
2009	Ft. Myers	Florida State	80	58	.580	1st/1st
2010	New Britain	Eastern League	44	98	.310	6th/12th
2011	New Britain	Eastern League	72	70	.507	3rd/7th
2012	New Britain	Eastern League	75	67	.528	3rd/5th
2013	New Britain	Eastern League	66	76	.465	5th/10th
Minor League Totals			567	553	.506	

### POSTSEASON PLAY

Year	Club	League	W	L	Pct.	Finish
2006	Beloit	Midwest	1	2	.333	Lost to Peoria 2-1 in playoffs
2007	Beloit	Midwest	6	3	.666	Lost to W. Mich. 3-2 in finals
2008	Ft. Myers	Florida State	3	3	.500	Lost to Daytona in finals
2009	Ft. Myers	Florida State	1	2	.333	Lost to Charlotte in 1st rd
Postseason Totals			11	10	.524	



**CHAD ALLEN**  
HITTING COACH

Born February 6, 1975...resides in Dallas, TX...begins his second season coaching at the professional level...played seven years in the major leagues, including three with the Twins from 1999-2001...had a career average of .269 with 14 home runs, 44 doubles, 84 RBI in 267 career major league games with Minnesota, Cleveland (2002), Florida (2003) and Texas

(2004-05)...was originally selected by the Twins in the fourth round of the 1996 First-Year Player Draft out of Texas A&M University...returned to New Britain in 2013 where he debuted as a player in 1997...played 11 seasons in the minors, batting .307 with 219 doubles, 79 home runs and 559 RBI in 896 career games from 1996-2007.



**STU CLIBURN**  
PITCHING COACH

Born December 19, 1956...wife Cyndi...resides in Ft. Myers, FL...begins 13th season as pitching coach at New Britain, and sixth consecutive, after spending 2006-08 as Rochester's pitching coach...2014 marks his 23rd season in the Twins organization...was pitching coach for Double-A New Britain from 1999-2005...was pitching coach for Single-A

Ft. Myers in 1998 and was pitching coach for Wilmington of the Maryland Fall League in 1998...pitching coach for Single-A Ft. Wayne 1994-97...pitching coach for Scottsdale in 1996 Arizona Fall League...pitching coach for Rookie Elizabethton in 1993...pitching coach for California's Single-A affiliate Palm Springs, 1991-92...selected by Pittsburgh in fourth round of the 1977 First-Year Player Draft from Delta State University (MS)...signed as free agent by California in 1982...was 9-3 with a 2.09 ERA and six saves in 1985...was the Angels Rookie of the Year by Baseball Writers Association of Southern California and finished fifth in American League Rookie of the Year voting that same season.

## DID YOU Know?

...the Twins had five players ranked among the game's Top 100 prospects by MLB.com entering 2014, Byron Buxton (No. 1), Miguel Sano (No. 4), Alex Meyer (No. 28), Kohl Stewart (No. 40) and Jose Berrios (No. 90). Only five other teams had at least five in the Top 100.



# 2013 NEW BRITAIN FINAL STATISTICS

PLAYER	AVG	G	AB	R	H	2B	3B	HR	RBI	SH	SF	HB	BB	SO	SB	CS	E	OBP
Beresford, James	.316	45	158	21	50	5	0	0	19	3	4	2	14	22	5	0	4	.373
Bigley, Evan	.216	50	190	22	41	9	1	2	25	3	0	2	11	58	0	2	0	.262
Boyer, Brad	.244	11	41	5	10	2	0	0	5	0	1	0	6	7	2	1	1	.340
Christian, Jason	.189	23	53	6	10	2	2	0	4	0	1	0	6	18	2	2	4	.271
Farris, Eric	.500	1	2	1	1	0	0	0	0	0	0	0	1	1	0	1	0	.667
Garcia, Harold	.217	7	23	3	5	0	0	2	5	0	0	3	0	5	0	0	0	.308
Goncalves, Jhon	.196	31	97	12	19	5	1	2	9	1	2	2	9	27	1	0	2	.275
Hanson, Nate	.253	101	367	47	93	22	3	7	47	5	3	6	38	60	1	0	7	.329
Knudson, Kyle	.295	28	88	8	26	5	0	0	12	1	0	3	10	13	0	0	1	.382
Lehmann, Danny	.273	9	22	4	6	0	0	1	3	1	0	1	3	7	0	0	1	.370
Morales, Angel	.169	57	166	20	28	6	1	5	16	3	1	2	12	63	3	1	2	.230
Ortiz, Daniel	.258	133	484	63	125	27	4	12	60	4	2	4	27	88	1	4	9	.301
Parraz, Jordan	.261	74	241	36	63	11	0	11	33	1	1	7	25	53	5	1	1	.347
Pettersen, Adam	.150	49	120	13	18	4	0	0	5	0	3	7	17	17	3	2	3	.292
Pettit, Chris	.129	18	62	10	8	4	0	0	5	1	1	2	5	17	1	1	0	.214
Pinto, Josmil	.308	107	386	59	119	23	1	14	68	0	0	3	64	71	0	2	5	.411
Ramirez, Wilkin	.172	7	29	3	5	1	0	0	0	0	0	0	2	6	1	0	0	.226
Richardson, Antao	.336	33	119	26	40	6	1	0	14	1	7	5	22	25	14	5	1	.456
Rodriguez, Reynaldo	.231	121	415	70	96	33	4	21	57	7	0	3	44	108	5	4	8	.305
Rohlfing, Dan	.253	86	289	31	73	13	1	1	30	1	2	3	34	76	0	0	6	.336
Romero, Deibinson	.355	8	31	6	11	2	0	3	6	0	0	0	4	7	0	0	0	.429
Rosario, Eddie	.284	70	289	40	82	19	3	4	38	2	1	0	21	67	7	4	10	.330
Sano, Miguel	.236	67	233	35	55	15	3	19	55	3	0	4	36	81	2	1	12	.344
Santana, Danny	.297	131	539	66	160	22	10	2	45	5	11	8	24	94	30	13	32	.333
Smith, Curt	.231	45	147	17	34	8	0	4	19	3	2	4	12	45	0	0	2	.301
Sobolewski, Mark	.165	33	121	12	20	4	0	2	15	2	0	2	9	37	0	0	13	.231
Turner, Stuart	.500	1	4	1	2	0	0	0	0	0	0	0	0	1	0	0	0	.500
<b>TOTALS</b>	<b>.254</b>	<b>142</b>	<b>4716</b>	<b>637</b>	<b>1200</b>	<b>248</b>	<b>35</b>	<b>112</b>	<b>595</b>	<b>47</b>	<b>42</b>	<b>73</b>	<b>456</b>	<b>1074</b>	<b>83</b>	<b>44</b>	<b>135</b>	<b>.327</b>

PITCHER	W	L	ERA	G	GS	CG	SH	SV	IP	H	R	ER	HR	HB	BB	SO	WP	BK	BAA
Achter, A.J.	2	0	2.21	25	0	0	0	3	36.2	28	10	9	3	1	19	36	3	1	.209
Baxendale, DJ	5	7	5.63	16	16	1	0	0	92.2	110	65	58	13	2	22	64	6	1	.293
Blackburn, Nick	0	1	5.06	2	2	0	0	0	10.2	10	6	6	0	1	3	4	0	1	.270
Darnell, Logan	6	6	2.61	15	15	1	1	0	96.2	96	34	28	4	8	23	77	7	0	.263
Davies, Kyle	3	0	3.49	6	6	0	0	0	28.1	29	12	11	2	1	2	24	2	0	.264
Dean, Pat	6	11	4.68	22	22	2	1	0	125.0	151	72	65	12	2	17	61	2	2	.295
De Vries, Cole	0	2	1.69	3	3	0	0	0	16.0	12	7	3	3	1	2	11	0	0	.203
Fuentes, Nelvin	0	0	10.13	4	0	0	0	0	5.1	9	6	6	2	1	2	2	1	0	.391
Gonzalez, Jose	2	0	6.13	31	0	0	0	0	39.2	49	35	27	4	8	21	35	5	1	.299
Hauser, Matt	3	5	6.00	26	1	0	0	3	39.0	42	28	26	6	3	12	35	3	0	.276
Hermesen, B.J.	1	10	4.81	30	14	0	0	0	86.0	117	58	46	6	6	28	35	4	0	.328
Hernandez, Pedro	1	0	0.82	2	2	0	0	0	11.0	9	1	1	0	0	3	6	0	0	.209
Ibarra, Edgar	2	2	1.91	31	0	0	0	2	42.1	32	11	9	2	1	20	40	3	0	.212
Johnson, Cole	1	3	4.38	28	0	0	0	3	39.0	35	21	19	6	2	15	48	3	1	.235
Lanigan, Bobby	3	1	3.77	23	0	0	0	1	28.2	36	17	12	2	2	11	16	4	0	.300
Martin, Blake	2	2	6.10	25	3	0	0	0	41.1	46	32	28	5	2	33	37	4	1	.288
May, Trevor	9	9	4.51	27	27	2	2	0	151.2	149	79	76	14	8	67	159	7	0	.256
Meyer, Alex	4	3	3.21	13	13	0	0	0	70.0	60	29	25	3	3	29	84	5	1	.226
O'Rourke, Ryan	0	2	4.67	17	0	0	0	2	17.1	15	10	9	0	0	7	19	3	0	.238
Popham, Marty	2	1	10.80	6	0	0	0	0	8.1	11	10	10	1	2	8	10	0	1	.306
Pugh, Bruce	1	1	7.82	18	0	0	0	0	25.1	27	23	22	4	1	20	19	6	0	.273
Sattler, Daniel	0	0	11.37	8	0	0	0	1	6.1	8	8	8	0	1	9	6	2	0	.296
Stuifbergen, Tom	3	1	6.16	8	6	0	0	0	30.2	34	21	21	5	1	9	20	2	0	.270
Summers, Matthew	1	2	6.45	6	5	0	0	0	22.1	25	17	16	1	2	12	13	0	0	.284
Thompson, Aaron	0	1	0.61	11	0	0	0	3	14.2	11	1	1	0	0	3	11	0	1	.204
Tonkin, Michael	1	2	2.22	22	0	0	0	7	24.1	21	10	6	0	3	8	30	2	0	.216
Turpen, Daniel	1	1	3.79	26	0	0	0	3	40.1	35	22	17	3	1	27	30	1	0	.236
Vasquez, Virgil	3	3	3.14	7	7	2	0	0	48.2	42	23	17	4	1	8	34	3	0	.227
Watts, Dakota	3	0	0.74	28	0	0	0	8	36.1	31	5	3	0	1	10	31	2	1	.230
Williams, Corey	1	0	0.00	1	0	0	0	0	2.0	2	0	0	0	0	2	3	0	0	.250
<b>TOTALS</b>	<b>66</b>	<b>76</b>	<b>4.25</b>	<b>142</b>	<b>142</b>	<b>8</b>	<b>12</b>	<b>36</b>	<b>1236.2</b>	<b>1282</b>	<b>673</b>	<b>584</b>	<b>105</b>	<b>65</b>	<b>452</b>	<b>1000</b>	<b>80</b>	<b>12</b>	<b>.266</b>

## MEN OF STEAL

### TWINS MINOR LEAGUE STOLEN BASE LEADERS - SINCE 1990

YEAR	PLAYER	SB	YEAR	PLAYER	SB	YEAR	PLAYER	SB
1990	J.T. Bruett	52	1998	Anthony Felston	*88	2006	Alexi Casilla	50
1991	David Rivera	52	1999	Cleatus Davidson	40	2007	Estarlin de los Santos	27
1992	David Rivera	48	2000	Michael Restovich	19		Steve Tolleson	27
1993	Pat Howell	36	2001	Rafael Boitel	36	2008	Ben Revere	44
1994	Matt Lawton	42	2002	Lew Ford	28	2009	Ben Revere	45
1995	Carlos Garcia	38	2003	Jason Bartlett	41	2010	Ben Revere	36
1996	Armann Brown	36	2004	Josh Rabe	26	2011	Brian Dozier/Daniel Santana	24
1997	Anthony Felston	45	2005	Scott Whitrock	25	2012	Aaron Hicks	32
						2013	Byron Buxton	55

\*Led minor leagues





# SINGLE-A FT. MYERS

**FT. MYERS MIRACLE**  
Florida State League - Single-A (23rd year)  
Miracle 2013 Record: 79-56  
(1st Half: 1st; 2nd Half: 4th; Overall: 1st)

14400 Six Mile Cypress Parkway  
Ft. Myers, FL 33912  
(239) 768-4210  
FAX: (239) 768-4211

President ..... Steve Gliner  
General Manager ..... Andrew Seymour  
Media Relations ..... Brice Zimmerman  
Stadium ..... Hammond Stadium

Capacity ..... 8,100  
Manager ..... Doug Mientkiewicz  
Pitching Coach ..... Gary Lucas  
Hitting Coach ..... Jim Dwyer  
Trainer ..... Alan Rail



## DOUG MIENTKIEWICZ MANAGER

Named manager 12/10/12, replacing Jake Mauer...born June 19, 1975...wife, Jodi...resides in Islamorada, FL...begins his second season as a manager in the Twins organization...in his first season with the Twins led the Miracle to a first place finish...made his coaching debut in 2012 in the Dodgers organization as

the hitting coach for Rookie Ogden...played parts of 12 major league seasons with Minnesota (1998-2004), Boston (2004), the Mets (2005), Kansas City (2006), the Yankees (2007), Pittsburgh (2008) and the Dodgers (2009)...won a gold medal with Team USA at the 2000 Olympic Games in Sydney...is one of only five American major league players to win a World Series and Olympic gold medal...was originally selected by Minnesota in the fifth round of the 1995 First-Year Player Draft out of Florida State University...was elected to the FSU Athletics Hall of Fame in 2005.

### RECORD AS MANAGER

Year	Club	League	W	L	Pct.	Finish (Div/Overall)
2013	Ft. Myers	Florida State	79	56	.585	1st/1st
Minor League Totals			0	0	.000	

### POSTSEASON PLAY


Year	Club	League	W	L	Pct.	Finish
2013	Ft. Myers	Florida State	0	2	.000	Lost in semi's to Charlotte
Postseason Totals			0	2	.000	



## JIM DWYER HITTING COACH

Born January 3, 1950...wife, Cookie...sons Ryan, Rhett and Andrew, and daughter Jaimie...resides in Cape Coral, FL...begins ninth season as coach at Ft. Myers...was Twins minor league roving hitting coordinator 1997-2005...coached at Double-A New Britain 1995-96...managed Single-A Ft. Wayne 1993-94 and Kenosha in 1992...was

hitting coach at Triple-A Portland in 1991...selected by St. Louis in 11th round of the 1971 First-Year Player Draft out of Southern Illinois University...played 18 years as outfielder in major leagues with St. Louis, Montreal, the Mets, San Francisco, Boston, Baltimore and two-plus seasons with Twins from 1988-90...collected 100th career pinch-hit with RBI single June 10, 1990 vs. Chicago-AL...is 10th on the all-time list among major leaguers in pinch-hits (103)...earned accounting degree from Southern Illinois-Carbondale.



## GARY LUCAS PITCHING COACH

Born November 8, 1954...wife, Taffee...daughters Mindy, Holly and Karlee...resides in Rice Lake, WI...begins his first season with the Miracle after spending the previous six as the Twins Single-A pitching coach at Beloit/Cedar Rapids...this marks his 15th season as a pitching coach in the Twins organization...was also pitching coach for Single-A Quad

City (HOU) from 1993-94...pitching coach for Single-A San Jose in 1991...pitching coach for Single-A Clinton in 1992...selected by Cincinnati in first round of the 1973 supplemental draft...was drafted out of Chapman College by San Diego in 19th round of 1976 First-Year Player Draft...played in San Diego organization from 1976-83...played for Montreal from 1984-85...played for California in 1986-1987...played in San Francisco organization in 1988.

## TWINS 2013 MINOR LEAGUE ALL-STARS

### Rochester, International League (AAA)

Andrew Albers  
Chris Colabello

### New Britain, Eastern League (AA)

A.J. Achter  
Trevor May  
Daniel Ortiz  
Josmil Pinto  
Danny Santana

### Elizabethton, Appalachian League (A)

Zack Granite

### Fort Myers, Florida State League (A)

Zach Jones  
Matt Koch  
Taylor Rogers  
Miguel Sano  
Kennys Vargas  
Corey Williams

### Twins, Gulf Coast League (R)

None

### Twins, Dominican Summer League (R)

None

### Cedar Rapids, Midwest League (A)

Jose Berrios  
Byron Buxton  
Tyler Duffey  
Niko Goodrum  
Travis Harrison  
D.J. Hicks  
Jorge Polanco  
Adam Brett Walker

\*includes both Mid- and Postseason All-Stars



# 2013 FT. MYERS FINAL STATISTICS

PLAYER	AVG	G	AB	R	H	2B	3B	HR	RBI	SH	SF	HB	BB	SO	SB	CS	E	OBP
Bigley, Evan	.353	4	17	3	6	2	0	1	1	0	0	2	1	4	0	0	0	.450
Bryant, Adam	.000	1	0	0	0	0	0	0	0	0	0	0	0	0	0	0	0	.000
Buxton, Byron	.326	57	218	41	71	4	8	4	22	1	0	2	32	49	23	8	1	.415
Goncalves, Jhon	.266	84	301	43	80	20	3	2	25	4	1	6	31	72	16	5	5	.342
Gonzales, Mike	.238	18	63	16	15	1	1	4	15	3	0	1	10	17	0	0	2	.338
Haar, Bryan	.500	1	2	1	1	1	0	0	1	0	0	0	1	1	0	0	0	.667
Hicks, Dalton	.270	42	148	18	40	8	0	4	28	4	0	2	22	38	0	1	2	.364
Knudson, Kyle	.280	29	93	6	26	3	0	2	9	0	0	3	9	19	0	1	0	.362
Koch, Matt	.278	98	352	38	98	20	1	7	40	3	0	3	35	75	1	1	8	.346
Kvasnicka, Mike	.282	69	248	35	70	13	2	9	40	2	0	0	23	59	4	1	2	.341
Leachman, Drew	.193	18	57	4	11	0	0	0	4	1	1	1	6	7	2	1	1	.277
Leer, Andy	.195	66	205	29	40	10	1	4	19	2	8	1	17	66	4	1	7	.258
Licon, Joel	.400	2	10	1	4	1	0	0	2	0	0	0	0	1	0	0	0	.400
Mastroianni, Darin	.400	3	10	4	4	2	0	0	0	0	0	0	2	1	2	0	0	.500
Mejia, Aderlin	.308	75	292	41	90	10	1	0	28	5	5	0	26	30	14	10	6	.359
Michael, Levi	.229	94	315	40	72	15	4	4	28	6	3	2	49	67	21	2	17	.331
Morales, Angel	.297	55	202	35	60	17	4	7	36	3	6	3	20	64	5	6	3	.364
Murphy, Jonathan	.248	38	129	14	32	6	0	1	9	0	1	2	5	27	5	3	2	.287
Pettersen, Adam	.248	37	129	20	32	4	0	1	10	3	4	8	9	10	4	1	1	.329
Pimentel, Candido	.278	19	54	7	15	4	0	0	9	0	2	1	1	10	2	1	3	.304
Ramirez, Wilkin	.111	3	9	3	1	0	0	0	0	0	0	0	2	2	0	0	0	.273
Ray, Lance	.200	23	85	10	17	4	0	1	8	1	0	0	10	20	1	1	1	.281
Roberts, Nate	.250	1	4	0	1	1	0	0	1	0	0	1	0	0	0	0	0	.400
Rodriguez, Jairo	.246	37	130	8	32	3	0	0	14	2	2	2	3	10	0	0	1	.270
Rosario, Eddie	.329	52	207	40	68	13	5	6	35	5	0	2	17	29	3	6	4	.377
Sano, Miguel	.330	56	206	51	68	15	2	16	48	2	0	6	29	61	9	2	11	.424
Vargas, Kennys	.267	125	457	68	122	33	1	19	93	6	0	7	50	105	0	0	11	.344
Wickens, Stephen	.260	112	389	60	101	22	3	3	44	6	0	12	45	55	20	3	10	.350
Williams, J.D.	.236	42	140	17	33	5	0	1	16	1	0	2	19	38	11	6	1	.333
<b>TOTALS</b>	<b>.271</b>	<b>135</b>	<b>4472</b>	<b>653</b>	<b>1210</b>	<b>237</b>	<b>36</b>	<b>96</b>	<b>585</b>	<b>60</b>	<b>33</b>	<b>69</b>	<b>474</b>	<b>937</b>	<b>147</b>	<b>60</b>	<b>113</b>	<b>.345</b>

PITCHER	W	L	ERA	G	GS	CG	SH	SV	IP	H	R	ER	HR	HB	BB	SO	WP	BK	BAA
Bard, Luke	0	0	0.00	1	0	0	0	0	1.0	0	0	0	0	0	0	2	0	0	.000
Baxendale, DJ	7	0	1.10	9	9	0	0	0	57.1	34	9	7	2	2	11	48	3	0	.171
Boer, Madison	1	0	11.81	3	2	0	0	0	10.2	20	14	14	2	0	7	5	2	0	.417
Davies, Kyle	1	3	4.01	5	5	0	0	0	24.2	28	13	11	3	0	13	16	0	0	.277
De Vries, Cole	1	0	1.00	2	2	0	0	0	9.0	8	2	1	0	0	0	6	0	0	.229
Diamond, Scott	0	0	7.20	1	1	0	0	0	5.0	6	4	4	1	0	0	3	0	0	.286
Duffey, Tyler	4	5	4.45	15	9	0	0	0	62.2	67	37	31	3	4	17	44	4	0	.272
Fuentes, Nelvin	2	1	3.33	29	0	0	0	0	46.0	38	19	17	4	0	15	56	4	0	.221
Gonzalez, Jose	0	1	2.51	10	0	0	0	0	14.1	11	4	4	3	0	3	19	1	1	.208
Gruver, Steven	0	0	3.98	9	0	0	0	0	20.1	20	9	9	1	0	13	14	3	0	.263
Hauser, Matt	1	0	0.00	4	0	0	0	0	7.0	3	0	0	0	0	2	7	0	0	.125
Hurlbut, David	1	1	3.54	4	4	0	0	0	20.1	25	9	8	0	0	5	18	0	0	.309
Johnson, Cole	2	0	0.82	13	0	0	0	2	22.0	13	2	2	0	2	5	20	1	0	.171
Jones, Tyler	1	3	4.20	12	0	0	0	4	15.0	18	7	7	0	1	4	22	1	0	.305
Jones, Zach	4	3	1.85	39	0	0	0	14	48.2	28	11	10	2	2	28	70	3	0	.172
Munoz, Miguel	0	0	3.97	6	0	0	0	0	11.1	13	5	5	1	0	0	5	0	0	.277
O'Rourke, Ryan	5	1	2.22	17	0	0	0	3	28.1	19	7	7	3	0	8	21	2	0	.190
Rodgers, Chad	8	2	4.13	31	0	0	0	0	52.1	56	34	24	4	1	19	38	5	1	.272
Rogers, Taylor	11	6	2.55	22	21	3	2	0	130.2	119	46	37	5	9	32	83	8	0	.248
Salcedo, Adrian	6	3	3.70	34	0	0	0	2	58.1	53	25	24	6	3	15	54	2	1	.239
Soliman, Manuel	1	8	5.47	14	11	1	0	0	51.0	73	35	31	10	2	32	35	2	1	.333
Stuitbergen, Tom	2	3	3.65	11	10	0	0	0	56.2	56	31	23	5	2	2	28	1	0	.250
Summers, Matthew	6	5	2.47	21	21	1	1	0	120.1	100	38	33	2	8	34	87	4	2	.222
Tomshaw, Matt	4	4	3.94	17	14	0	0	1	96.0	104	44	42	7	3	21	58	2	1	.281
Watts, Dakota	1	1	9.90	7	0	0	0	0	10.0	17	12	11	0	2	6	7	1	0	.378
Wheeler, Jason	9	4	3.70	26	26	0	0	0	143.1	156	72	59	16	10	58	91	5	0	.284
Williams, Corey	0	2	5.16	35	0	0	0	10	45.1	44	28	26	7	8	23	43	5	0	.257
Wood, Tim	1	0	20.25	2	0	0	0	0	1.1	5	3	3	0	0	1	0	0	0	.625
<b>TOTALS</b>	<b>79</b>	<b>56</b>	<b>3.46</b>	<b>135</b>	<b>135</b>	<b>5</b>	<b>13</b>	<b>36</b>	<b>1169.0</b>	<b>1134</b>	<b>520</b>	<b>450</b>	<b>87</b>	<b>59</b>	<b>374</b>	<b>900</b>	<b>59</b>	<b>7</b>	<b>.255</b>

## TWINS 2013 FULL SEASON LEADERS

### ROCHESTER - NEW BRITAIN - FT. MYERS - CEDAR RAPIDS

#### BATTING

AVG	Chris Colabello, Rochester	.352
G	Danny Ortiz, New Britain	133
AB	Danny Santana, New Britain	539
R	Byron Buxton, Ft. Myers/Cedar Rapids	109
H	Byron Buxton, Ft. Myers/Cedar Rapids	163
TB	Miguel Sano, Ft. Myers/New Britain	268
2B	DJ Hicks, Cedar Rapids/Ft. Myers	39
3B	Byron Buxton, Ft. Myers/Cedar Rapids	18
HR	Miguel Sano, Ft. Myers/New Britain	35
RBI	DJ Hicks, Cedar Rapids/Ft. Myers	110
BB	Byron Buxton, Ft. Myers/Cedar Rapids	76
SO	Miguel Sano, Ft. Myers/New Britain	142
SB	Byron Buxton, Ft. Myers/Cedar Rapids	55
SLG	Miguel Sano, Ft. Myers/New Britain	.610
OBP	Byron Buxton, Ft. Myers/Cedar Rapids	.424

#### PITCHING

W	D.J. Baxendale, Ft. Myers/New Britain	12
L	Pat Dean, New Britain/Rochester	13
ERA	Andrew Albers, Rochester	2.86
G	Michael Tonkin, New Britain/Rochester	52
GS	Pat Dean, New Britain/Rochester	28
CG	Andrew Albers, Rochester	3
SV	Michael Tonkin, New Britain/Rochester	21
IP	Pat Dean, New Britain/Rochester	165.0
BB	Trevor May, New Britain	67
SO	Trevor May, New Britain	159

QUALIFICATIONS: Batters (350-plus at-bats), Pitchers (100.0-plus innings)





# SINGLE-A CEDAR RAPIDS

## CEDAR RAPIDS KERNELS

Midwest League - Single-A (2nd year)  
Cedar Rapids KERNELS 2013 Record: 88-50  
(1st Half: 2nd; 2nd Half: 1st; Overall: 1st)

950 Rockford Road SW  
Cedar Rapids, Iowa 52404  
(319) 363-3887  
FAX: (319) 363-5631

President ..... Gary Keoppel  
General Manager ..... Doug Nelson  
Media Relations/Play-by-Play Radio ..... Morgan Hawk  
Baseball Communications ..... Andrew Pantini

Stadium ..... Veterans Memorial Stadium  
Capacity ..... 5,300  
Manager ..... Jake Mauer  
Pitching Coach ..... Ivan Arteaga  
Hitting Coach ..... Tommy Watkins  
Trainer ..... Curtis Simondet



**JAKE MAUER**  
MANAGER

Named manager 12/10/12...born December 20, 1978...wife, Rachel... daughter Lauren Joann, son Jake William...resides in Shoreview, MN... begins his second season as manager of Cedar Rapids and seventh season as a manager in the organization... managed Ft. Myers from 2010-12 and

the GCL Twins from 2008-09...led the GCL Twins to a wild card victory in 2008 and won the South Division in 2009...was a coach for the GCL Twins from 2006-07...was a 23rd round draft pick by the Twins in the 2001 First-Year Player Draft...played five seasons in Twins minor league system...attended the University of St. Thomas in St. Paul, MN... brother of Twins first baseman Joe Mauer...brother Bill signed with the Twins as a free agent in 2003 and played parts of three seasons in the Twins minor league system.

### RECORD AS MANAGER

Year	Club	League	W	L	Pct.	Finish (Div/Overall)
2008	GCL Twins	Gulf Coast	35	21	.625	2nd/won wild card
2009	GCL Twins	Gulf Coast	34	21	.618	1st in division
2010	Ft. Myers	Florida State	64	75	.464	4th/9th
2011	Ft. Myers	Florida State	63	76	.453	5th/10th
2012	Ft. Myers	Florida State	60	75	.444	4th/9th
2013	Cedar Rapids	Midwest League	88	50	.638	1st/1st
<b>Minor League Totals</b>			<b>284</b>	<b>243</b>	<b>.539</b>	

### POSTSEASON PLAY

Year	Club	League	W	L	Pct.	Finish
2008	GCL Twins	Gulf Coast	0	1	.000	Lost in semi's to Nationals
2009	GCL Twins	Gulf Coast	0	1	.000	Lost in semi's to Nationals
2013	Cedar Rapids	Midwest League	0	2	.000	Lost in semi's to Quad Cities
<b>Postseason Totals</b>			<b>0</b>	<b>4</b>	<b>.000</b>	



**TOMMY WATKINS**  
HITTING COACH

Born June 18, 1980...resides in Ft. Myers, FL... begins his fifth season as a coach in the Twins organization...was selected by Minnesota in the 38th round of the 1998 First-Year Player Draft from Riverdale High School in Florida... played 12 seasons in the Twins organization and appeared in nine games for the Twins in 2007, playing a majority at third base prior

to being disabled with a lower abdominal strain in late August...hit .248 with 134 doubles, 31 home runs, 290 RBI and 426 runs scored in the Twins minor league system from 1998-2009.



**IVAN ARTEAGA**  
PITCHING COACH

Born June 20, 1972...wife, Angelica del Valle Guevara Diaz...sons, Ivan and Alexander... resides in Valencia, VZ...begins his first season as pitching coach for the KERNELS after spending last season as the Miracle pitching coach and the previous six seasons as pitching coach for GCL Twins...was pitching coordinator at the Twins Venezuelan Academy

and for the VSL Twins from 2001-05...was pitching coach for the Twins minor league team in the Dominican Summer League in 2004...pitched for Mets organization from 1997-98...pitched for Rockies organization from 1994-96...pitched for Expos organization from 1989-93...originally signed by Montreal as an undrafted free agent May 11, 1989.

## TWINS SCOUTING & MINOR LEAGUE DIRECTORS

### SCOUTING DIRECTORS

Deron Johnson ..... 2008-present  
Mike Radcliff ..... 1994-2007  
Larry Corrigan ..... 1992-93  
Terry Ryan ..... 1986-91  
George Brophy ..... 1970-85  
Sherry Robertson ..... 1961-69

### MINOR LEAGUE DIRECTORS

Brad Steil ..... 2013-present  
Jim Rantz ..... 1986-2012  
George Brophy ..... 1970-85  
Sherry Robertson ..... 1961-69



# 2013 CEDAR RAPIDS FINAL STATISTICS

PLAYER	AVG	G	AB	R	H	2B	3B	HR	RBI	SH	SF	HB	BB	SO	SB	CS	E	OBP
Altobelli, Bo	.310	19	71	4	22	2	0	0	9	1	0	1	3	10	0	0	1	.342
Arias, Jhonatan	.236	22	72	4	17	4	0	0	5	0	0	0	3	14	0	0	2	.267
Buxton, Byron	.341	68	270	68	92	15	10	8	55	3	3	1	44	56	32	11	1	.431
Gonzales, Mike	.252	29	103	17	26	7	0	5	18	4	0	6	7	22	1	0	1	.325
Goodrum, Niko	.260	103	385	62	100	22	4	4	45	2	4	4	60	105	20	4	27	.364
Grimes, Tyler	.256	89	293	54	75	11	4	6	30	2	3	13	45	87	3	1	7	.377
Harrison, Travis	.253	129	450	66	114	28	0	15	59	3	2	14	68	125	2	4	26	.366
Hicks, Dalton	.297	89	354	50	105	31	0	13	82	7	3	2	34	85	0	1	9	.355
Jimenez, Romy	.095	21	74	5	7	2	0	0	6	1	0	1	4	22	0	0	1	.150
Kepler, Max	.237	61	236	35	56	11	3	9	40	1	0	2	24	43	2	0	7	.312
Leachman, Drew	.346	6	26	4	9	1	1	0	4	1	0	0	0	4	1	0	0	.333
Licon, Joel	.241	53	187	22	45	13	0	2	29	1	1	1	16	38	1	1	7	.302
Murphy, Jonathan	.272	56	224	31	61	7	4	2	22	0	2	3	24	55	7	4	4	.351
Pimentel, Candido	.269	47	171	32	46	2	2	0	11	1	0	0	18	39	11	3	13	.337
Pineda, Jeremias	.239	68	230	35	55	6	1	2	21	1	1	7	20	64	16	4	7	.318
Polanco, Jorge	.308	115	465	76	143	32	10	5	78	10	3	3	42	59	4	4	18	.362
Quesada, Michael	.202	62	208	28	42	13	1	2	21	1	0	1	34	57	0	0	4	.316
Rodriguez, Jairo	.140	16	50	8	7	2	0	0	4	1	1	0	6	7	0	0	2	.228
Walker, Ryan	.250	6	20	3	5	1	0	0	2	0	1	1	0	4	0	0	4	.286
Walker II, Adam Brett	.278	129	508	83	141	31	7	27	109	9	0	4	31	115	10	0	4	.319
Williams, J.D.	.281	80	267	65	75	12	6	8	42	4	2	4	47	67	15	7	2	.391
<b>TOTALS</b>	<b>.267</b>	<b>138</b>	<b>4664</b>	<b>752</b>	<b>1243</b>	<b>253</b>	<b>53</b>	<b>108</b>	<b>692</b>	<b>53</b>	<b>26</b>	<b>68</b>	<b>530</b>	<b>1078</b>	<b>125</b>	<b>44</b>	<b>159</b>	<b>.346</b>

PITCHER	W	L	ERA	G	GS	CG	SH	SV	IP	H	R	ER	HR	HB	BB	SO	WP	BK	BAA
Arias, Jhonatan	0	0	27.00	1	0	0	0	0	1.0	1	3	3	0	0	4	0	0	0	.333
Atherton, Tim	8	5	2.54	31	11	0	0	1	95.2	76	41	27	4	5	33	102	7	1	.217
Berrios, Jose	7	7	3.99	19	19	0	0	0	103.2	105	58	46	6	9	40	100	13	1	.262
Bixler, Brandon	1	0	4.66	9	0	0	0	0	9.2	13	5	5	0	0	8	12	1	0	.317
Boer, Madison	1	1	3.04	18	0	0	0	7	26.2	26	9	9	0	1	8	23	3	0	.263
Boyd, Hudson	4	5	4.98	29	16	0	0	0	103.0	101	62	57	10	6	56	72	6	0	.260
Brewer, Caleb	1	1	6.53	12	0	0	0	1	20.2	28	17	15	3	0	10	18	4	0	.333
Burris, Josh	0	0	10.80	8	0	0	0	0	10.0	11	12	12	2	0	9	8	1	0	.306
Duffey, Tyler	3	2	2.78	9	9	0	0	0	58.1	49	19	18	5	1	6	47	0	0	.221
Gallant, Dallas	1	0	5.51	14	0	0	0	1	16.1	13	11	10	3	0	13	28	3	0	.213
Gilbert, Brian	1	1	1.06	13	0	0	0	5	17.0	12	2	2	0	0	0	7	3	0	.190
Gruver, Steven	5	2	2.45	24	2	0	0	3	58.2	50	22	16	6	0	16	62	0	1	.226
Hurlbut, David	3	1	2.52	24	3	0	0	6	50.0	40	20	14	3	1	8	46	3	0	.207
Jones, Tyler	4	3	1.93	24	0	0	0	9	37.1	19	14	8	0	1	16	44	0	0	.146
Lee, Brett	8	4	2.95	23	19	2	0	0	116.0	117	49	38	7	5	26	89	5	1	.259
Mazza, Chris	0	0	6.23	7	0	0	0	2	8.2	12	6	6	0	0	3	10	2	0	.333
Melotakis, Mason	11	4	3.16	24	18	0	0	1	111.0	106	50	39	6	5	39	84	12	0	.249
Merck, Kaleb	1	1	7.50	6	0	0	0	1	12.0	16	10	10	1	2	3	9	1	0	.320
Montanez, Josue	7	5	3.97	26	12	0	0	1	90.2	88	51	40	13	7	30	55	4	0	.258
Muren, Alex	6	1	2.85	33	0	0	0	2	60.0	50	24	19	3	0	18	36	4	0	.223
Pelfrey, Mike	1	0	3.00	1	1	0	0	0	6.0	2	2	2	1	1	0	6	0	0	.100
Powell, Christian	3	5	5.81	14	10	0	0	0	62.0	83	43	40	5	1	34	50	10	0	.325
Robb, Hein	0	0	7.59	3	3	0	0	0	10.2	11	10	9	0	0	9	10	0	0	.250
Rogers, Taylor	0	1	7.20	3	3	0	0	0	10.0	14	12	8	1	0	4	10	1	0	.304
Shibuya, Tim	4	0	0.96	10	4	1	1	1	37.2	23	5	4	0	0	4	25	0	0	.173
Soliman, Manuel	3	1	5.28	17	0	0	0	1	29.0	29	21	17	1	3	18	28	5	0	.264
Sulbaran, Miguel	3	0	2.70	4	4	0	0	0	20.0	21	9	6	0	1	5	16	1	0	.269
Tomshaw, Matt	2	0	5.10	9	4	0	0	0	30.0	36	17	17	4	0	8	24	1	0	.290
<b>TOTALS</b>	<b>88</b>	<b>50</b>	<b>3.69</b>	<b>138</b>	<b>138</b>	<b>3</b>	<b>6</b>	<b>42</b>	<b>1211.2</b>	<b>1152</b>	<b>604</b>	<b>497</b>	<b>84</b>	<b>49</b>	<b>428</b>	<b>1021</b>	<b>90</b>	<b>4</b>	<b>.249</b>

## TWINS MINOR LEAGUE AFFILIATE HISTORY

TRIPLE-A	DOUBLE-A	CLASS-A ADVANCED	CLASS-A	ROOKIE ADVANCED	ROOKIE
Rochester, 2003-Edmonton, 2001-02	New Britain, 1995-Nashville, 1992-94	Ft. Myers, 1992-Visalia, 1977-91	Cedar Rapids, 2013-Beloit, 2005-12	Elizabethton, 1974-Geneva, 1973	GCL (Ft.M.), 1990-Sarasota, 1989
Salt Lake, 1994-00	Orlando, 1973-91	Reno, 1975-76	Quad City, 1999-04	Sarasota, 1964-72	Bradenton, 1965
Portland, 1987-93	Charlotte, 1962-72	Lynchburg, 1970-74	Ft. Wayne, 1993-98	Wytheville, 1961-63	Melbourne, 1964
Toledo, 1978-86	Nashville, 1961	Red Springs, 1969	Kenosha, 1984-92		
Tacoma, 1972-77		Wilson, 1962-68	Wis. Rapids, 1972-83		
Portland, 1971		Charlotte, 1961	Ft. Lauderdale, 1973		
Evansville, 1970			Charlotte, 1972		
Denver, 1965-69			Orlando, 1972		
Atlanta, 1964			St. Cloud, 1965-71		
Dallas-FW, 1962-63			Wis. Rapids, 1964-70		
Syracuse, 1961			Auburn, 1967-70		
			Orlando, 1963-70		
			Thomasville, 1965-66		
			Bis-Man., 1962-64		
			Erie, 1961-63		
			Ft. Walton, 1961-62		
			Wilson, 1961		





# ROOKIE ELIZABETHTON

## ELIZABETHTON TWINS

Appalachian League - Rookie (41st year)  
E-Twins 2013 Record: 37-31 (3rd place)

136 South Sycamore Street  
Elizabethton, TN 37643  
(423) 547-6441  
FAX: (423) 547-6442

President ..... Harold Mains  
General Manager ..... Mike Mains  
Stadium ..... Joe O'Brien Field  
Capacity ..... 2,500

Manager ..... Ray Smith  
Pitching Coach ..... Henry Bonilla  
Trainer ..... Steven Taylor



**RAY SMITH**  
MANAGER


Named manager 1/28/02, replacing Rudy Hernandez...born September 18, 1955...wife, Shelly...daughter, Hannah...resides in Johnson City, TN...begins 21st season overall as Elizabethton manager and 28th season on the E-town staff...led the E-Twins to the Appy League playoffs for the 11th consecutive time in 2012...won his sixth Appy League title in 2012 and has led the club to the finals 11 times...won his first Appalachian League championship in 1989, followed by Appy League championships in 2003, '05, '07 and '08...named Rookie League Manager of the Year by *Baseball America* in 2005 after Elizabethton won the Appy League Championship, and again in 2006...was also named Appalachian League Manager of the Year in four consecutive seasons from 1989-92...signed with Twins as an undrafted free agent in 1977 and advanced to major leagues in 1981...graduate of the University of Oregon.

### RECORD AS MANAGER

Year	Club	League	W	L	Pct.	Finish
1987	Elizabethton	Appalachian	30	39	.435	2nd
1988	Elizabethton	Appalachian	33	37	.471	4th
1989	Elizabethton	Appalachian	47	21	.691	1st
1990	Elizabethton	Appalachian	51	16	.761	1st
1991	Elizabethton	Appalachian	39	29	.574	3rd
1992	Elizabethton	Appalachian	49	17	.742	1st
1993	Elizabethton	Appalachian	37	30	.552	1st
1994	Elizabethton	Appalachian	36	30	.545	2nd
2002	Elizabethton	Appalachian	37	30	.552	2nd
2003	Elizabethton	Appalachian	42	24	.636	1st
2004	Elizabethton	Appalachian	38	29	.567	2nd
2005	Elizabethton	Appalachian	48	19	.716	1st
2006	Elizabethton	Appalachian	42	26	.618	1st
2007	Elizabethton	Appalachian	50	18	.735	1st
2008	Elizabethton	Appalachian	41	25	.621	1st
2009	Elizabethton	Appalachian	45	32	.584	1st
2010	Elizabethton	Appalachian	41	25	.621	2nd
2011	Elizabethton	Appalachian	42	26	.618	2nd
2012	Elizabethton	Appalachian	43	22	.662	1st
2013	Elizabethton	Appalachian	37	31	.544	3rd
Minor League Totals			828	526	.612	

### POSTSEASON PLAY

Year	Club	League	W	L	Pct.	Finish
1989	Elizabethton	Appalachian	2	0	1.000	Beat Pulaski 2-0 in finals
1992	Elizabethton	Appalachian	1	2	.000	Lost 2-1 to Bluefield in finals
1993	Elizabethton	Appalachian	0	2	.000	Lost 2-0 to Burlington in finals
2003	Elizabethton	Appalachian	2	1	.667	Beat Martinsville 2-1 in finals
2005	Elizabethton	Appalachian	2	1	.667	Beat Danville 2-1 in finals
2006	Elizabethton	Appalachian	1	2	.333	Lost 2-1 to Danville in finals
2007	Elizabethton	Appalachian	2	0	1.000	Beat Danville 2-0 in finals
2008	Elizabethton	Appalachian	2	0	1.000	Beat Pulaski 2-0 in finals
2009	Elizabethton	Appalachian	0	2	.000	Lost to Danville 2-0 in finals
2010	Elizabethton	Appalachian	0	2	.000	Lost to Johnson City 2-0 in finals
2011	Elizabethton	Appalachian	1	2	.333	Lost to Bluefield 2-1 in 1st rd
2012	Elizabethton	Appalachian	4	2	.667	Beat Burlington 2-1 in finals
Postseason Totals			17	16	.515	



**HENRY BONILLA**  
PITCHING COACH

Born August 16, 1978 in San Salvador, El Salvador...resides in Greensboro, NC...begins his third season as a coach at the professional level and second with Rookie Elizabethton...spent 2012 as a pitching coach for the GCL Twins...pitched in 10 minor league seasons, including seven with Minnesota (2000-06), two with the Los

Angeles Angels (2007-08) and one with the Los Angeles Dodgers (2009)...went 41-50, 4.23 ERA (676.1 IP, 318 ER) with 415 strikeouts and 209 walks during his time in the Twins organization...played in the Midwest League All-Star Game in 2001 for Quad Cities and later named to Midwest League Postseason All-Star team...selected in the eighth round of the 2000 First-Year Player Draft by Minnesota...1996 graduate of Galena (NV) High School...attended Lassen (CA) CC and Tulane University.



# 2013 ELIZABETHTON FINAL STATISTICS

PLAYER	AVG	G	AB	R	H	2B	3B	HR	RBI	SH	SF	HB	BB	SO	SB	CS	E	OBP
Altobelli, Bo	.300	7	20	2	6	1	0	0	0	0	0	0	2	3	0	0	2	.364
Avila, Carlos	.206	24	68	6	14	1	0	0	4	1	2	1	10	18	1	2	7	.313
Garver, Mitch	.243	56	202	16	49	15	2	2	30	1	1	2	19	31	0	0	0	.313
Granite, Zach	.285	61	242	39	69	4	5	0	24	3	2	2	29	25	14	7	3	.362
Haar, Bryan	.293	60	232	33	68	14	5	6	30	2	1	0	18	59	7	4	7	.341
Jimenez, Romy	.254	50	173	23	44	8	1	1	13	1	0	0	10	32	4	4	4	.293
Larson, Zach	.301	20	73	14	22	5	1	1	11	0	0	4	9	16	3	2	2	.407
Ortiz, Kelvin	.195	37	133	16	26	4	1	1	14	3	0	7	13	56	12	4	3	.295
Pimentel, Javier	.216	45	153	17	33	11	2	0	14	1	0	1	12	61	0	1	9	.275
Proctor, Jake	.194	10	36	5	7	2	1	0	3	0	0	0	2	12	0	0	0	.237
Rhodes, Rory	.242	52	194	28	47	14	0	4	30	3	0	0	22	69	5	2	2	.315
Rodriguez, Dereck	.222	41	153	23	34	11	0	3	19	1	1	2	8	46	7	1	2	.268
Santy, Bryan	.256	23	82	4	21	3	0	0	12	1	0	1	2	14	1	2	2	.279
Turner, Stuart	.264	34	121	15	32	5	0	3	19	4	1	4	12	22	0	1	4	.340
Vavra, Tanner	.246	42	134	20	33	3	1	0	8	1	4	3	21	36	1	2	6	.358
Vielma, Engelb	.217	6	23	7	5	0	0	0	1	0	0	2	1	7	1	0	1	.308
Wade, Logan	.303	32	99	10	30	3	3	2	12	1	1	0	5	33	2	2	3	.333
Walker, Ryan	.267	42	135	18	36	4	0	1	14	3	0	0	17	27	4	1	5	.342
<b>TOTALS</b>	<b>.253</b>	<b>68</b>	<b>2273</b>	<b>296</b>	<b>576</b>	<b>108</b>	<b>22</b>	<b>24</b>	<b>258</b>	<b>26</b>	<b>13</b>	<b>29</b>	<b>212</b>	<b>567</b>	<b>62</b>	<b>35</b>	<b>72</b>	<b>.322</b>

PITCHER	W	L	ERA	G	GS	CG	SH	SV	IP	H	R	ER	HR	HB	BB	SO	WP	BK	BAA
Bard, Luke	1	0	1.08	7	0	0	0	0	8.1	2	1	1	0	1	6	6	1	0	.091
Bixler, Brandon	1	1	0.73	6	0	0	0	0	12.1	6	2	1	0	1	4	18	2	0	.143
Burns, Josh	4	2	3.70	12	8	0	0	0	41.1	32	21	17	2	4	32	48	7	0	.219
Eades, Ryan	0	0	4.60	10	0	0	0	0	15.2	13	9	8	0	2	12	13	3	0	.236
Ferreira, Andrew	1	0	2.57	13	0	0	0	0	21.0	11	6	6	1	3	14	30	3	1	.162
Gallant, Dallas	2	1	5.40	8	0	0	0	0	10.0	8	6	6	0	1	4	8	0	0	.229
Gilbert, Brian	1	0	0.00	5	0	0	0	1	6.0	1	0	0	0	0	1	7	0	0	.050
Goldsmith, Carson	1	2	5.50	14	0	0	0	1	18.0	19	11	11	1	0	10	29	3	0	.271
Gonsalves, Stephen	1	1	1.29	3	3	0	0	0	14.0	10	2	2	0	0	4	21	2	1	.200
Irby, C.K.	0	1	3.29	10	0	0	0	1	13.2	10	6	5	1	2	7	10	1	0	.204
Jorge, Felix	2	2	2.95	12	12	0	0	0	61.0	56	26	20	2	2	18	72	5	1	.245
Landa, Yorman	3	4	2.78	12	12	0	0	0	55.0	46	25	17	1	8	29	46	7	0	.227
Lo, Kuo Hua	2	1	2.37	15	4	0	0	2	38.0	29	10	10	3	2	14	34	1	1	.209
Malinowski, Austin	4	3	2.01	20	0	0	0	1	40.1	27	11	9	0	3	17	43	3	0	.190
Martinez, Andre	0	1	8.18	19	1	0	0	0	22.0	24	29	20	4	3	25	29	3	0	.264
Mendonca, Tanner	2	1	8.49	12	7	0	0	0	23.1	24	26	22	2	1	37	23	1	0	.279
Mildren, Ethan	1	1	1.65	12	0	0	0	0	16.1	15	4	3	0	1	7	13	0	0	.254
Nunez, Luis	0	0	0.00	4	0	0	0	3	5.0	4	0	0	0	0	3	8	3	0	.211
Peterson, Brandon	0	2	2.96	19	0	0	0	5	27.1	22	9	9	3	0	9	40	2	0	.224
Robb, Hein	4	4	2.71	11	11	1	1	0	63.0	63	20	19	2	3	13	52	4	0	.263
Rosario, Randy	4	3	2.82	9	9	0	0	0	44.2	42	16	14	0	1	18	37	3	1	.251
Shibuya, Tim	3	1	2.33	6	0	0	0	0	19.1	17	6	5	0	2	4	13	1	0	.230
Slegers, Aaron	0	0	0.47	9	0	0	0	3	19.0	16	2	1	0	1	2	18	0	0	.246
Stewart, Kohl	0	0	0.00	1	1	0	0	0	4.0	1	0	0	0	1	1	8	0	0	.077
<b>TOTALS</b>	<b>37</b>	<b>31</b>	<b>3.10</b>	<b>68</b>	<b>68</b>	<b>1</b>	<b>8</b>	<b>17</b>	<b>598.2</b>	<b>498</b>	<b>248</b>	<b>206</b>	<b>22</b>	<b>42</b>	<b>291</b>	<b>626</b>	<b>55</b>	<b>5</b>	<b>.228</b>

## TWINS FARM CLUBS YEAR-BY-YEAR OVERALL RECORDS

YEAR	AFFIL.	WON	LOST	PCT.	YEAR	AFFIL.	WON	LOST	PCT.	YEAR	AFFIL.	WON	LOST	PCT.
1961	7	436	457	.488	1979	5	306	316	.492	1997	6	357	330	.520
1962	7	417	444	.484	1980	5	322	310	.509	1998	6	378	312	.548
1963	7	426	458	.482	1981	5	329	296	.526	1999	6	342	347	.496
1964	7	365	493	.426	1982	5	304	326	.483	2000	6	367	317	.537
1965	8	508	426	.544	1983	5	316	317	.499	2001	6	368	312	.541
1966	8	489	432	.531	1984	5	329	299	.524	2002	6	368	313	.540
1967	8	488	390	.556	1985	5	319	317	.502	2003	6	343	339	.503
1968	8	483	405	.544	1986	5	290	340	.460	2004	6	341	338	.502
1969	8	410	463	.470	1987	5	285	350	.449	2005	6	364	316	.535
1970	8	416	455	.478	1988	6	336	299	.529	2006	6	355	309	.535
1971	8	444	425	.511	1989	6	364	326	.528	2007	6	382	307	.554
1972	7	423	446	.487	1990	6	375	316	.543	2008	6	362	319	.532
1973	6	382	363	.513	1991	6	334	349	.489	2009	6	358	328	.522
1974	5	347	264	.568	1992*	6	360	319	.530	2010	6	303	378	.445
1975	5	349	268	.566	1993	6	342	338	.503	2011	6	372	387	.490
1976	5	320	301	.515	1994	6	343	340	.502	2012	6	360	326	.525
1977	5	304	323	.485	1995	6	347	328	.514	2013	6	411	345	.544
1978	5	356	273	.566	1996	6	357	329	.520	<b>TOTALS</b>		<b>19,452</b>	<b>18,524</b>	<b>.512</b>

\* Does not include Miracle (Co-Op team)





# GULF COAST LEAGUE

## GULF COAST LEAGUE TWINS

Gulf Coast League - Rookie (25th year)

GCL Twins 2013 Record: 33-27 (3rd place)

14110 Six Mile Cypress Parkway  
Ft. Myers, FL 33912  
(239) 533-7640  
FAX: (239) 485-2448

Stadium ..... Lee County Sports Complex  
Manager ..... Ramon Borrego  
Coach ..... Rudy Hernandez  
Pitching Coach ..... Ehren Wassermann

Coach ..... Riccardo Ingram  
Pitching Coach ..... Luis Ramirez  
Trainer ..... Axel Lopez



### RAMON BORREGO MANAGER

Named manager 7/7/10, replacing Chris Heintz...born June 7, 1978 in Maracay, VZ...resides in Mariara, Carabobo, VZ...begins his fourth season as manager of the GCL Twins and fifth overall season with the club after coaching GCL in 2010...was the Field Manager of the Twins Dominican

#### RECORD AS MANAGER

Year	Club	League	W	L	Pct.	Finish
2009	DSL Twins	DR Academy	46	23	.667	3rd in division
2011	GCL Twins	Gulf Coast	31	29	.517	2nd in division
2012	GCL Twins	Gulf Coast	33	27	.550	2nd in division
2013	GCL Twins	Gulf Coast	33	27	.467	3rd in division
Minor League Totals			143	106	.574	

Republic Baseball Academy in 2009...was the coach of the Twins Venezuelan Baseball Academy from 2004-08...was a player in the Twins organization from 1996-2002...originally signed by Minnesota as an undrafted free agent October 9, 1995.



### RUDY HERNANDEZ COACH

Born April 9, 1968...wife, Andrea...son, Bryan...resides in Maracay, VZ...begins his 14th season in the Twins organization...is in his second season in his third stint with the GCL Twins after coaching there in 2009 and 2011...spent 2012 as coach for New Britain after also coaching for the Rock Cats in 2010...coached at Beloit from 2005-08

and was a coach for Quad City in 2004...managed GCL Twins, 2002-03...managed Elizabethton in 2001...named Appalachian League Manager of the Year after 41-22 first place finish in 2001...managed San Joaquin in Venezuelan Summer League in 2000...managed Aragua in Venezuelan Winter League in 1999 and 2000...has career minor league managerial record of 139-102 (.577)...coordinator of instruction at Twins Venezuelan Academy, 1996-2000...played three years of summer ball in Venezuela, 1993-96...played in Mexican League 1992...signed as free agent with New York Mets in 1986...played five seasons in minor leagues as infielder/outfielder 1987-91.

### LUIS RAMIREZ PITCHING COACH

Born June 20, 1973...resides in Valencia, VZ...begins first season as a coach for the GCL Twins...spent 2006-13 as the pitching coordinator for the Twins Venezuelan Academy...also coaches in the Venezuelan Winter League for Tigres de Aragua since 2006...was a Caribbean World Series bullpen coach for the Tigres four times...played 15 seasons of professional baseball in the United States, Venezuela, Columbia and Taiwan.



### EHREN WASSERMANN PITCHING COACH

Born December 6, 1980...resides in Hoover, AL...is serving his second professional coaching position after spending 2012 as pitching coach for the Windy City Thunderbolts of the Frontier League (Independent)...he spent nine seasons in professional baseball, pitching for the White Sox and Phillies organizations...appeared in 57 major league games, going 2-3, 5.06 ERA (42.2 IP, 24 ER) from 2007-08...posted a career minor league record of 30-26, 2.70 ERA (443.2 IP, 133 ER) in 370 games from 2003-11...was named to the 2005 Carolina League All-Star team...he attended Samford University and was signed by the White Sox organization after attending a tryout camp before the 2003 season.



### RICCARDO INGRAM COACH

Born September 10, 1966...wife, Allison...daughters, Kacey and Kristen...resides in Lilburn, GA...returns for his 17th season in the organization, his second as coach for the GCL Twins...spent the previous three seasons as Triple-A and Double-A hitting instructor...was a coach at Rochester from 2008-09...spent the 2007 season managing

New Britain and the 2006 season managing Ft. Myers...was manager of the GCL Twins in 2004...was coach at New Britain (2003), Ft. Myers (2000-02), Quad City (1999) and Ft. Wayne (1998)...ended playing career as an outfielder following the 1996 season...selected by Detroit in fourth round of the 1987 First-Year Player Draft out of Georgia Tech...was 1986 Atlantic Coast Conference Athlete of the Year...was All-ACC outfielder in 1987 and Preseason All-American defensive back for the Yellow Jackets...played seven seasons in Detroit organization, 1988-94...played for Salt Lake in Minnesota organization and led all Triple-A hitters in batting (.348) in 1995...hit .270 with 74 home runs and 428 RBI in nine minor league seasons...made appearances in major leagues for Detroit in 1994 and Minnesota in 1995.



# 2013 GCL TWINS FINAL STATISTICS

PLAYERS	AVG	G	AB	R	H	2B	3B	HR	RBI	SH	SF	HB	BB	SO	SB	CS	E	OBP
Bigley, Evan	.240	7	25	2	6	4	1	0	4	0	0	0	4	4	0	0	0	.345
Christensen, Chad	.235	47	162	23	38	7	3	3	21	4	2	4	13	21	4	2	13	.301
Fernandez, Jorge	.236	36	123	14	29	7	2	3	19	3	0	2	6	19	2	1	2	.276
Gonzales, Mike	.313	5	16	2	5	0	0	1	2	0	0	0	3	6	0	0	0	.421
Hinojosa, Jonatan	.236	48	140	24	33	4	5	0	15	0	3	1	14	28	10	2	14	.310
Hurt, Will	.243	26	74	11	18	1	1	0	6	1	0	2	16	17	7	1	5	.387
Kanzler, Jason	.220	44	159	19	35	6	6	3	15	1	1	2	13	50	13	1	3	.286
Larson, Zach	.317	35	120	25	38	6	0	4	19	2	1	4	10	23	9	0	0	.382
Mastroianni, Darin	.143	3	7	1	1	0	0	0	2	1	0	1	2	1	2	0	1	.364
Minier, Amaury	.214	31	112	10	24	5	2	6	17	1	0	0	6	29	1	1	6	.252
Molina, Nelson	.110	36	109	13	12	1	0	0	3	0	2	3	6	15	2	3	8	.178
Navarro, Brian	.226	42	137	15	31	10	0	3	16	1	1	4	15	35	3	1	3	.318
Pacheco, Adonis	.225	46	142	16	32	6	4	1	12	2	0	0	14	19	5	2	4	.291
Polanco, Joel	.203	25	79	5	16	6	1	0	12	2	0	4	8	24	0	1	3	.301
Ramirez, Wilkin	.273	4	11	2	3	1	0	1	1	0	0	0	1	2	0	0	0	.333
Ray, Lance	.231	7	26	4	6	1	0	0	2	0	0	1	4	6	1	0	0	.355
Schwarz, Rick	.148	26	81	5	12	2	0	0	6	2	1	3	6	23	1	0	0	.228
Swim, Alex	.287	37	122	16	35	7	0	0	12	3	2	1	14	14	0	0	5	.357
Thomas, Ivory	.255	16	51	6	13	3	0	0	3	0	1	2	8	13	5	1	1	.377
Tufts, Ryan	.193	28	88	5	17	5	0	0	4	0	0	3	6	25	0	1	1	.268
Vielma, Engelb	.237	42	131	20	31	3	0	0	11	2	2	2	15	23	7	3	13	.320
<b>TOTALS</b>	<b>.227</b>	<b>60</b>	<b>1915</b>	<b>238</b>	<b>435</b>	<b>85</b>	<b>25</b>	<b>25</b>	<b>202</b>	<b>25</b>	<b>16</b>	<b>39</b>	<b>184</b>	<b>397</b>	<b>72</b>	<b>20</b>	<b>89</b>	<b>.304</b>

PITCHER	W	L	ERA	G	GS	CG	SH	SV	IP	H	R	ER	HR	HB	BB	SO	WP	BK	BAA
Abreu, Jose	2	3	1.61	18	0	0	0	5	28.0	18	7	5	1	2	5	30	2	2	.184
Bard, Luke	0	0	12.00	4	0	0	0	0	3.0	5	5	4	0	0	3	1	0	0	.333
Blackburn, Nick	1	0	2.77	3	3	0	0	0	13.0	15	4	4	0	0	0	10	0	0	.300
Boer, Madison	0	0	0.00	2	0	0	0	1	3.0	5	2	0	0	0	0	5	0	0	.357
Booser, Cameron	0	0	2.45	3	0	0	0	0	3.2	3	2	1	0	0	0	3	0	0	.200
Davies, Kyle	0	0	0.00	1	1	0	0	0	5.0	3	0	0	0	0	1	7	0	0	.167
Defrank, Damian	2	0	2.33	8	2	0	0	0	19.1	20	5	5	1	1	5	12	2	0	.274
De Vries, Cole	0	0	0.00	1	1	0	0	0	3.0	0	0	0	0	0	0	4	0	0	.000
Easton, Brandon	1	3	7.45	10	3	0	0	0	19.1	25	21	16	0	0	13	11	4	0	.313
Gibbons, Sam	3	3	1.91	13	8	0	0	0	42.1	40	16	9	0	4	10	30	4	1	.250
Gonsalves, Stephen	1	0	0.63	5	2	0	0	0	14.1	8	1	1	0	0	7	18	0	0	.163
Gonzalez, Miguel	0	0	1.05	20	0	0	0	3	25.2	20	6	3	0	3	9	33	1	1	.215
Guerra, Deolis	0	1	4.50	3	0	0	0	0	4.0	3	2	2	0	0	1	3	0	0	.214
Guyer, Josh	1	2	5.30	15	0	0	0	1	18.2	18	15	11	2	2	13	22	5	0	.254
Hayden, Zach	1	0	0.00	10	0	0	0	0	9.0	7	0	0	0	2	5	6	1	0	.206
Hernandez, Pedro	0	1	2.57	2	1	0	0	0	7.0	8	2	2	0	0	0	6	1	0	.308
Hu, Chih-Wei	2	0	2.45	12	5	0	0	0	36.2	28	11	10	0	0	8	39	2	0	.207
Meyer, Alex	0	0	1.08	3	3	0	0	0	8.1	7	1	1	0	0	3	16	0	0	.233
Oliveros, Lester	0	0	0.00	6	0	0	0	2	6.1	4	0	0	0	0	3	8	0	0	.200
Penilla, Derrick	1	2	5.40	14	1	0	0	3	13.1	19	11	8	0	1	7	13	3	1	.339
Pugh, Bruce	0	0	5.40	3	0	0	0	0	3.1	3	3	2	0	0	3	4	1	0	.214
Romero, Fernando	2	0	1.60	12	6	0	0	0	45.0	32	12	8	0	3	13	47	2	0	.196
Sattler, Daniel	1	3	5.40	10	0	0	0	0	10.0	11	9	6	1	1	2	8	0	0	.268
Solbach, Markus	1	1	0.96	5	0	0	0	0	9.1	8	4	1	0	2	1	5	1	1	.222
Stewart, Kohl	0	0	1.69	6	3	0	0	0	16.0	12	7	3	0	1	3	16	1	0	.188
Stirewalt, Tyler	1	1	0.57	12	0	0	0	1	15.2	8	1	1	0	1	5	20	1	0	.148
Thorpe, Lewis	4	1	2.05	12	8	0	0	0	44.0	32	13	10	2	2	6	64	3	0	.203
Wagner, Seth	0	0	2.53	6	0	0	0	0	10.2	5	4	3	0	0	7	8	1	0	.139
Wilson, Jared	3	2	5.23	10	3	0	0	0	20.2	19	13	12	0	6	10	22	4	0	.244
Wimmers, Alex	0	1	7.20	6	6	0	0	0	15.0	25	15	12	1	2	5	18	2	0	.357
Zazueta, Leonel	0	5	4.67	14	4	0	0	0	27.0	35	18	14	1	1	11	19	4	1	.310
Zoquiel, Reyson	1	3	9.64	15	0	0	0	0	14.0	17	18	15	0	2	17	12	3	2	.293
<b>TOTALS</b>	<b>28</b>	<b>32</b>	<b>2.94</b>	<b>60</b>	<b>60</b>	<b>0</b>	<b>3</b>	<b>16</b>	<b>513.2</b>	<b>463</b>	<b>228</b>	<b>168</b>	<b>9</b>	<b>36</b>	<b>176</b>	<b>520</b>	<b>48</b>	<b>9</b>	<b>.238</b>

## PROFESSIONAL DEBUT IN THE TWINS ORGANIZATION

### TWINS 40-MAN ROSTER AND SPRING INVITES WHO MADE THEIR PROFESSIONAL DEBUT IN THE TWINS ORGANIZATION

PLAYER	PRO DEBUT	PLAYER	PRO DEBUT	PLAYER	PRO DEBUT
Oswaldo Arcia	5/31/08 with DSL Twins	Edgar Ibarra	6/21/08 with GCL Twins	Trevor Plouffe	6/21/04 with Elizabethton
James Beresford	6/20/07 with GCL Twins	Max Kepler	6/21/10 with GCL Twins	Jorge Polanco	7/5/10 with GCL Twins
Byron Buxton	6/22/12 with GCL Twins	Kyle Knudson	6/23/10 with Elizabethton	Dan Rohlfing	6/21/07 with GCL Twins
Chris Colabello	4/6/12 with New Britain	Matt Koch	8/10/11 with Elizabethton	Deibinson Romero	6/27/05 with DSL Twins
Logan Darnell	7/21/10 with Elizabethton	Jason Kubel	6/25/00 with GCL Twins	Miguel Sano	7/5/10 with GCL Twins
Brian Dozier	6/30/09 with GCL Twins	Joe Mauer	7/23/01 with Elizabethton	Danny Santana	5/31/08 with DSL Twins
Brian Duensing	7/5/05 with Elizabethton	Chris Parmelee	6/29/06 with GCL Twins	Anthony Swarzak	6/25/04 with GCL Twins
Kyle Gibson	4/8/10 with Ft. Myers	Glen Perkins	7/6/04 with Elizabethton	Michael Tonkin	8/3/08 with GCL Twins
Chris Herrmann	6/25/09 with Elizabethton	Yohan Pino	6/23/05 with Elizabethton	Stuart Turner	6/21/13 with Elizabethton
Aaron Hicks	6/21/08 with GCL Twins	Josmil Pinto	5/15/06 with VSL Twins	Kennys Vargas	6/23/09 with GCL Twins



# DOMINICAN REPUBLIC BASEBALL ACADEMY

The Twins Dominican Republic operations were completely revamped following the 2003 season. The club relocated its training complex to a state-of-the-art baseball complex in Boca Chica, which opened in May 2004.

The Complejo Latinoamericano de Beisbol, S.A. (a.k.a. "Baseball City") houses six major league organizations: Arizona, Baltimore, Chicago White Sox, Cincinnati and the Twins. Each club has its own individual facilities within one large complex.

The club provides housing and meals for amateur players working out in the Academy program, as well as for its professional players on the Dominican Summer League team.

A lower level of the two-story building includes a locker room, weight training room, office/meeting space, laundry, kitchen and a large dining room. The second floor features seven dormitory rooms which can accommodate up to 56 players, two large staff rooms and a large game room. Programs are provided year-round to teach English and cultural development to all signed players.

Boca Chica is located 30 minutes east of downtown Santo Domingo and the Twins complex is just 15 minutes from the international airport.

The playing facilities include a full-sized playing field, an additional infield for workouts and drills, two covered batting tunnels and a six-mound training area for pitchers.

The Twins Dominican facility is in full operation from February through mid-December.

## 2014 DOMINICAN ACADEMY STAFF

Francis (Jimmy) Alvarez	Manager	Ramona Marte	Cleaning/Kitchen
Manuel Santana	Pitching Coach	Adolfo Perez	Clubhouse/Laundry
Ramon Nivar	Hitting Coach	Ramon Perez	Grounds
Carlos Frias	Trainer	TBD	English Teacher
Juan Carlos Pinto	Strength and Conditioning Coach	Rubensindo Lorenzo	Team Doctor
Francisco Solano	Administrator	Fred Guerrero	Coordinator of Scouting
Esther Reyes	Head Cook	Luis Lajara	Scout - Southwest D.R.
Mercedes Rosario	Kitchen Staff	Eduardo Soriano	Scout - Santo Domingo
Ana Maria Martinez	Cleaning/Kitchen	Manuel Luciano	Associate Scout - Santiago
Merary Reyes	Cleaning/Cook		

## 2013 FINAL STATISTICS

PLAYER	AVG	G	AB	R	H	2B	3B	HR	RBI	SH	SF	HB	BB	SO	SB	CS	E	OBP	
Alvarez, Jhonathan	.138	34	87	10	12	3	0	1	6	0	0	4	13	31	1	2	4	.279	
Amarante, Junior	.195	29	77	10	15	1	0	0	3	0	0	0	12	21	7	3	2	.303	
Andrade, Jorge	.179	11	28	10	5	1	1	0	4	1	0	0	9	8	3	4	3	.378	
Baez, Dubal	.335	57	164	43	55	8	1	0	14	2	1	5	29	37	27	11	4	.447	
Concepcion, Eddy	.215	38	130	12	28	5	2	2	20	0	3	2	16	29	2	2	1	.305	
Encarnacion, Frank	.273	39	139	15	38	13	2	2	25	0	2	4	13	32	6	3	2	.348	
Gonzalez, Luis	.077	7	26	1	2	0	0	0	0	0	0	1	2	8	1	0	0	.172	
Guzman, Manuel	.291	44	151	29	44	4	3	1	16	5	2	3	24	19	14	11	10	.394	
Hernandez, Jet	.174	30	86	18	15	4	1	0	9	2	0	1	21	35	11	4	0	.343	
Martinez, Carlos	.219	49	146	18	32	9	2	0	9	1	2	2	18	31	11	6	14	.310	
Mateo, Francis	.269	47	167	18	45	10	2	2	28	0	2	4	5	42	3	2	7	.303	
Montesino, Ariel	.270	23	74	10	20	2	3	1	11	1	0	3	12	19	8	2	3	.393	
Parra, Jorge	.195	45	159	19	31	5	1	0	15	1	2	2	15	44	7	4	3	.270	
Ramirez, Joel	.252	53	143	36	36	7	1	0	20	5	2	6	29	33	20	8	23	.394	
Silva, Rainis	.223	45	148	15	33	4	0	0	15	1	3	2	13	33	1	1	9	.289	
Tovar, Antonio	.191	44	131	15	25	2	0	0	7	1	0	2	24	29	12	1	1	.325	
Valera, Rafael P.	.257	55	171	31	44	5	2	0	28	2	3	7	42	28	19	10	10	.417	
Ynfante, Gabriel A.	.235	43	119	19	28	4	1	1	16	2	1	2	23	30	8	2	3	.366	
TOTALS	.237	69	2146	329	508	87	22	10	246	24	23	50	320	509	161	76	122	.346	
PITCHER	W	L	ERA	G	GS	CG	SH	SV	IP	H	R	ER	HR	HB	BB	SO	WP	BK	BAA
Aponte, Carlos	6	3	4.41	19	3	0	0	0	34.2	40	27	17	0	6	11	24	3	0	.292
Cabrera, Robener	1	2	4.66	20	2	0	0	2	36.2	34	23	19	0	4	12	26	9	0	.239
Del Rosario, Eduardo	2	3	2.03	15	9	0	0	1	44.1	22	19	10	1	6	25	30	10	0	.154
Hernandez, Onesimo	2	3	4.08	14	8	0	0	0	46.1	48	32	21	1	8	17	32	8	0	.274
Herrera, Ramses	1	2	4.54	13	7	0	0	0	37.2	30	21	19	3	4	21	31	1	0	.222
Jimenez, Jadison	2	2	3.90	13	3	0	0	1	30.0	28	15	13	1	0	12	21	8	0	.255
Liranzo, Wilfredy	3	4	3.07	16	6	0	0	0	41.0	21	17	14	0	7	27	62	9	1	.151
Perez, Randolph	0	0	6.23	9	0	0	0	1	8.2	10	8	6	0	3	5	9	1	0	.278
Perez, Sebastian	2	2	4.64	20	0	0	0	3	33.0	33	28	17	1	6	16	18	8	1	.258
Quezada, Johan	0	1	10.29	11	5	0	0	0	14.0	14	21	16	0	2	28	12	14	0	.264
Ramirez, Jose	1	2	3.51	13	9	0	0	0	41.0	37	21	16	1	2	20	34	4	0	.240
Ramirez, Williams	3	1	2.45	17	2	0	0	0	33.0	13	11	9	0	2	25	35	5	0	.123
Reyes, Reudis	0	1	13.50	1	0	0	0	0	0.2	0	1	1	0	0	2	0	3	0	.000
Rosario, Gabriel	2	0	7.36	14	0	0	0	0	18.1	28	16	15	1	0	9	12	10	0	.350
Silva, Argenis	0	0	19.29	4	0	0	0	0	2.1	2	6	5	1	0	7	0	0	0	.222
Silva, Jhon	3	3	2.62	25	0	0	0	11	34.1	19	10	10	0	3	19	33	11	0	.160
Tapia, Alexis	2	1	2.13	11	7	0	0	0	42.1	32	13	10	2	1	5	31	3	0	.203
Vargas, Javier	4	1	2.70	12	4	0	0	0	33.1	38	14	10	1	2	9	26	1	1	.292
Villasana, Elias	1	1	2.79	18	4	0	0	1	38.2	39	22	12	2	4	9	26	5	0	.252
Zarzuela, Ezequiel	1	1	2.50	11	0	0	0	1	18.0	15	6	5	0	1	5	13	3	0	.234
TOTALS	36	33	3.75	69	69	0	5	21	588.1	503	331	245	15	61	284	475	116	3	.231

# VENEZUELA BASEBALL ACADEMY

The Twins Venezuela Baseball Academy begins its 20th year in Bejuma, Carabobo, Venezuela. The Twins facilities are among the best in Venezuela, including a 3,000 square foot dormitory and clubhouse building which opened in February 2000. The facilities include two large sleeping rooms, locker room, training and exercise areas, and office space.

The club provides housing and meals to its professional players in a mini-camp prior to spring training and during a Fall Instructional League in October. Amateur players are invited to attend workouts in 30-day programs throughout the season.

## 2014 VENEZUELA ACADEMY STAFF

Asdrubal Estrada	Manager	Jose Leon	Coordinator of Scouting
Pablo Torres	Pitching Coach	Edgar Guerra	Administrator
Wladimir Morales	Trainer	Carlos Colmenares	Grounds
Yeni Gonzalez	Cook	Carlos Belisario	Clubhouse/Grounds
Isabel Castellano	Cook	Juan Padilla	Associate Scout - Oriente
Anadith Luna	Cleaning/Kitchen	Franklin Parra	Associate Scout - Valencia
Ramon Martinez	Cleaning/Clubhouse		



# 2014 MINOR LEAGUE SCHEDULES

AAA - ROCHESTER		AA - NEW BRITAIN		A - FT. MYERS		A - CEDAR RAPIDS		R - ELIZABETHTON	
4/3-4	@Buffalo	4/3-6	Richmond	4/3-6	@Jupiter	4/3-6	Clinton	6/19-21	@Greenville
4/5-6	Buffalo	4/7-9	Harrisburg	4/8-10	Charlotte	4/8-10	@Great Lakes	6/22-24	Pulaski
4/7-9	Scranton/W-B	4/10-13	@Portland	4/11-13	@St. Lucie	4/11-13	@Lansing	6/25-27	@Burlington
4/10-13	@Lehigh Valley	4/14-16	@New Hampshire	4/14-16	@Charlotte	4/14-16	South Bend	6/28-30	Bristol
4/14-17	Pawtucket	4/17-19	Portland	4/17-19	St. Lucie	4/17-19	West Michigan	7/1	@Johnson City
4/18-21	@Syracuse	4/21-24	New Hampshire	4/21-22	@Jupiter	4/21-24	@Peoria	7/3-5	Bluefield
4/22-25	@Pawtucket	4/25-27	@Richmond	4/23-24	Jupiter	4/25-27	@Clinton	7/6-8	@Johnson City
4/26-29	Charlotte	4/28-30	@Harrisburg	4/25-27	Palm Beach	4/28-5/1	Kane County	7/9-11	Kingsport
5/1-4	Louisville	5/2-4	New Hampshire	4/28-30	Bradenton	5/2-4	Peoria	7/12-14	@Danville
5/5-8	@Columbus	5/5-7	Trenton	5/1-3	@Palm Beach	5/5-7	@Quad Cities	7/16-18	@Princeton
5/9-12	@Toledo	5/8-11	@Bowie	5/4-6	Bradenton	5/8-10	@Wisconsin	7/19-21	Burlington
5/13-16	Columbus	5/13-15	Portland	5/7-8	@Jupiter	5/12-14	Peoria	7/22-24	@Bluefield
5/17-20	Toledo	5/16-18	@Harrisburg	5/9-10	Jupiter	5/15-18	@Burlington	7/25-27	@Johnson City
5/22-25	@Scranton/W-B	5/19-22	Richmond	5/12-15	@Brevard County	5/19-21	Beloit	7/28-30	Greenville
5/26-29	Syracuse	5/23-26	@Binghamton	5/16-19	Daytona	5/22-24	@Quad Cities	7/31-8/2	@Kingsport
5/30-6/2	Gwinnett	5/27-29	@Portland	5/20-23	@Dunedin	5/25-27	@Beloit	8/3-5	Johnson City
6/3-6	@Charlotte	5/30-6/1	Binghamton	5/24-25	Jupiter	5/28-30	Wisconsin	8/7-9	Danville
6/7-10	@Gwinnett	6/3-5	Akron	5/27-30	@Clearwater	5/31-6/2	Burlington	8/10-12	@Johnson City
6/12-15	Lehigh Valley	6/6-8	@Binghamton	5/31-6/3	Tampa	6/4-6	@Wisconsin	8/13-15	Greenville
6/16-19	Pawtucket	6/10-12	@Reading	6/4-7	Lakeland	6/7-9	@Kane County	8/16	Johnson City
6/20-23	@Buffalo	6/13-15	Trenton	6/8-9	@Jupiter	6/10-12	Quad Cities	8/17-19	Princeton
6/24-25	@Scranton/W-B	6/17	@Harrisburg	6/10-12	Charlotte	6/13-15	Burlington	8/21-23	@Pulaski
6/26-27	@Lehigh Valley	6/18	@Harrisburg	6/13-15	All-Star Break	6/16-18	All-Star Break	8/24-26	@Bristol
6/28-7/1	Norfolk	6/19	@Harrisburg	6/16-18	Bradenton	6/19-22	@Kane County	8/27-29	Kingsport
7/2-3	@Pawtucket	6/20-22	Reading	6/19-21	@St. Lucie	6/24-26	@Peoria		
7/4-5	Lehigh Valley	6/23-25	Altoona	6/22-24	@Charlotte	6/27-30	Clinton		
7/6-9	Buffalo	6/26-29	@New Hampshire	6/25-27	St. Lucie	7/1-3	@Wisconsin		
7/10-11	@Scranton/W-B	6/30-7/3	Binghamton	6/28-30	Palm Beach	7/4-6	Beloit		
7/12-13	Scranton/W-B	7/4-6	@Portland	7/1-3	@Bradenton	7/8-10	Wisconsin		
7/14-16	All-Star Break	7/7-10	@New Hampshire	7/4-6	Charlotte	7/11-14	@Clinton		
7/17-20	@Norfolk	7/11-14	Reading	7/8-10	@Palm Beach	7/16-18	Lake County		
7/21-24	@Durham	7/15-16	All-Star Break	7/11-13	Dunedin	7/19-21	Fort Wayne		
7/25-28	Indianapolis	7/17-20	@Reading	7/16-19	@Daytona	7/23-25	@Bowling Green		
7/29-30	Lehigh Valley	7/21-23	Altoona	7/20-23	Brevard County	7/26-28	@Dayton		
7/31-8/1	@Lehigh Valley	7/24-27	Portland	7/24-27	@Tampa	7/29-31	Burlington		
8/2-5	@Louisville	7/28-30	@Trenton	7/28-31	Clearwater	8/1-3	@Beloit		
8/7-10	@Indianapolis	7/31-8/3	Erie	8/1-4	@Lakeland	8/4-6	Wisconsin		
8/11-14	Durham	8/5-7	@Akron	8/6-8	@St. Lucie	8/7-10	Kane County		
8/15-18	Syracuse	8/8-10	@Erie	8/9-11	@Palm Beach	8/12-14	@Beloit		
8/19-20	@Buffalo	8/12-14	Bowie	8/12-14	St. Lucie	8/15-17	Peoria		
8/21-22	@Syracuse	8/15-17	Harrisburg	8/15-17	Palm Beach	8/18-20	Quad Cities		
8/23-25	Scranton/W-B	8/19-21	@Richmond	8/19-21	@Bradenton	8/21-23	@Burlington		
8/27-28	@Syracuse	8/22-24	@Altoona	8/22-24	@Charlotte	8/24-26	@Quad Cities		
8/29-30	Buffalo	8/25-28	@Binghamton	8/25-27	@Bradenton	8/27-29	Kane County		
8/31-9/1	@Pawtucket	8/29-9/1	New Hampshire	8/28-29	Jupiter	8/30-9/1	@Clinton		
				8/30-31	@Jupiter				

## R - GCL TWINS


6/20	@ Red Sox	7/4	@ Red Sox	7/18	@ Red Sox	8/1	@ Red Sox	8/15	@ Red Sox
6/21	Red Sox	7/5	Red Sox	7/19	Red Sox	8/2	Red Sox	8/16	Red Sox
6/23	@ Orioles	7/7	Orioles	7/21	@ Orioles	8/4	Orioles	8/18	@ Orioles
6/24	Orioles	7/8	@ Orioles	7/22	Orioles	8/5	@ Orioles	8/19	Orioles
6/25	@ Orioles	7/9	Orioles	7/23	@ Orioles	8/6	Orioles	8/20	@ Orioles
6/26	Orioles	7/10	@ Orioles	7/24	Orioles	8/7	@ Orioles	8/21	Orioles
6/27	Red Sox	7/11	Red Sox	7/25	Red Sox	8/8	Red Sox	8/22	Red Sox
6/28	@ Red Sox	7/12	@ Red Sox	7/26	@ Red Sox	8/9	@ Red Sox	8/23	@ Red Sox
6/30	Rays	7/14	@ Rays	7/28	Rays	8/11	@ Rays	8/25	Rays
7/1	@ Rays	7/15	Rays	7/29	@ Rays	8/12	Rays	8/26	@ Rays
7/2	Rays	7/16	@ Rays	7/30	Rays	8/13	@ Rays	8/27	Rays
7/3	@ Rays	7/17	Rays	7/31	@ Rays	8/14	Rays	8/28	@ Rays




## BYRON BUXTON AND ANDREW ALBERS NAMED 2013 TWINS MINOR LEAGUE PLAYER AND PITCHER OF THE YEAR

Outfielder Byron Buxton was named the 2013 Sherry Robertson Award winner as the Twins Minor League Player of the Year and left-handed pitcher Andrew Albers was named the 2013 Jim Rantz Award winner as the Twins Minor League Pitcher of the Year.

Buxton began the season at Single-A Cedar Rapids and hit .341 (92-for-270) with 15 doubles, 10 triples, eight home runs, 55 RBI, 68 runs scored, 32 steals and 44 walks in 68 games with the Kernels. He was promoted to Single-A Ft. Myers on June 24 and hit .326 (71-for-218) with four doubles, eight triples, four home runs, 22 RBI, 41 runs scored, 23 steals and 32 walks in 57 games with the Miracle. He combined to bat .334 (163-for-488) with 19 doubles, 18 triples, 12 home runs, 77 RBI, 109 runs scored and 55 stolen bases in 125 games this season.



The Baxley, GA native led the minor leagues in triples, ranked second in runs scored and 12th in stolen bases. He was named Midwest League MVP as well as the top minor league prospect at midseason and Minor League Player of the Year by *Baseball America*, the second Twin to win the honor after Joe Mauer earned the award in 2003. Buxton was the Twins first round selection (2nd overall) in the 2012 First-Year Player Draft from Appling County (GA) High School.



Albers began the season at Triple-A Rochester and went 11-5, 2.86 ERA (132.1 IP, 42 ER), allowing 124 hits with 32 walks, 116 strikeouts and three complete games (1 shutout) in 22 starts. He had his contract purchased by Minnesota in August and went 2-5, 4.05 ERA (60.0 IP, 27 ER), allowing 64 hits with seven walks and 25 strikeouts in 10 starts, including 17.1 scoreless innings to begin his career, setting a Twins record by a starter.

The Saskatchewan native was named to the Triple-A All-Star game in 2013. At the time of his promotion to Minnesota, he ranked first in the International League in strikeouts, tied for second in wins, third in innings pitched and fifth in ERA. Albers was signed by the Twins as a minor league free agent March 11, 2011 and was originally drafted in the 10th round of the 2008 First-Year Player Draft by the San Diego Padres. Albers was the 12th winner of this award.

The Sherry Robertson Award, named in honor of the Twins first farm director, was established in 1970 to recognize the Twins top minor league performer each season. Beginning in 2002, the award began recognizing the Twins Minor League Player of the Year while an additional award was created to recognize the Twins Minor League Pitcher of the Year. This award was named in honor of former Twins Minor League Director and Twins Hall of Famer, Jim Rantz.

### SHERRY ROBERTSON AWARD

YEAR	PLAYER	POS	YEAR	PLAYER	POS
1970	Mark Wiley	P	1993	LaTroy Hawkins	P
1971	Steve Brye	OF	1994	LaTroy Hawkins	P
1972	Tom Smithson	C	1995	Javier Valentin	C
1973	Craig Kusick	1B	1996	Todd Walker	3B-2B
1974	Butch Wynegar	C	1997	David Ortiz	1B
1975	Steve Luebber	P	1998	Doug Mientkiewicz	1B
1976	Dan Graham	C	1999	Michael Restovich	OF
1977	Greg Field	P	2000	John Barnes	OF
1978	Steve Douglas	OF	2001	Michael Cuddyer	3B
1979	Steve Green	P	2002	Lew Ford	OF
1980	Bob Konopa	P	2003	Joe Mauer	C
1981	Kent Hrbek	1B	2004	Jason Kubel	OF
1982	Jeff Reed	C	2005	David Winfree	3B
1983	Tim Teufel	2B	2006	Alexi Casilla	IF
1984	Curt Wardle	P	2007	Brian Buscher	3B
1985	Mark Davidson	OF	2008	Ben Revere	OF
1986	Gene Larkin	1B	2009	Ben Revere	OF
1987	Mike Dyer	P	2010	Joe Benson	OF
1988	Pete Delkus	P	2011	Brian Dozier	SS
1989	Paul Sorrento	1B	2012	Oswaldo Arcia	OF
1990	Denny Neagle	P	2013	Byron Buxton	OF
1991	Pat Mahomes	P			
1992	Marty Cordova	OF			

### JIM RANTZ AWARD

YEAR	PLAYER	POS
2002	J.D. Durbin	RHP
2003	Jesse Crain	RHP
2004	Scott Baker	RHP
2005	Francisco Liriano	LHP
2006	Matt Garza	RHP
2007	Kevin Slowey	RHP
2008	Anthony Slama	RHP
2009	David Bromberg	RHP
2010	Kyle Gibson	RHP
2011	Liam Hendriks	RHP
2012	B.J. Hermesen	RHP
2013	Andrew Albers	LHP



# TWINS 2013 MINOR LEAGUE AWARDS

## SHERRY ROBERTSON MINOR LEAGUE PLAYER OF THE YEAR

Byron Buxton, OF, Cedar Rapids/Fort Myers

## JIM RANTZ MINOR LEAGUE PITCHER OF THE YEAR

Andrew Albers, LHP, Rochester

### MINOR LEAGUE PLAYER OF THE MONTH

MONTH	NAME	POS	H	AB	AVG	R	RBI	2B	HR	AFFILIATE
April	Byron Buxton	OF	31	79	.392	25	21	5	4	Cedar Rapids
May	Chris Colabello	IF	34	80	.425	15	20	12	6	Rochester
June	Chris Colabello	IF	34	94	.362	18	26	4	8	Rochester
July	Adam Brett Walker	OF	35	115	.304	20	31	8	10	Cedar Rapids
August	Byron Buxton	OF	35	87	.402	21	4	2	0	Fort Myers

### MINOR LEAGUE PITCHER OF THE MONTH

MONTH	NAME	POS	W-L-S	ERA	G/GS	IP	H	R	ER	SO	AFFILIATE
April	D.J. Baxendale	RHP	4-0-0	1.84	5/5	29.1	21	7	6	25	Fort Myers
May	Aaron Thompson	LHP	0-1-5	1.26	11/0	14.1	7	2	2	20	NB/Roch.
June	Michael Tonkin	RHP	0-0-5	0.00	8/0	11.2	5	2	0	11	Rochester
July	Matt Summers	RHP	2-1-0	0.25	5/5	35.2	20	3	1	26	Fort Myers
August	Taylor Rogers	LHP	3-1-0	0.89	6/6	40.1	23	5	4	32	Fort Myers

### MINOR LEAGUE PLAYER OF THE WEEK

WEEK	NAME	POS	STATISTICS	AFFILIATE
April 12	Tyler Duffey	RHP	1 G, 1-0-0, 7.0 IP, 0 R, 0 ER, 0 BB, 7 K	Cedar Rapids
April 19	Miguel Sano	IF	5 G, .444 (8-for-18), 4 R, 3 HR, 11 RBI, 2 BB, 4 K	Fort Myers
April 26	Adam Brett Walker	OF	5 G, .455 (10-for-22), 8 R, 1 2B, 4 HR, 13 RBI, 1 BB, 5 K	Cedar Rapids
May 5	Jorge Polanco	SS	7 G, .429 (12-for-28), 2 R, 3 2B, 10 RBI, 1 BB, 4 K	Cedar Rapids
May 10	Kyle Gibson	RHP	1 G, 1-0-0, 9.0 IP, 4 H, 0 R, 0 ER, 2 BB, 8 K	Rochester
May 17	Chris Colabello	IF	7 G, .560 (14-for-25), 6 R, 4 2B, 3 HR, 8 RBI, 3 BB, 5 K	Rochester
May 24	Logan Darnell	LHP	2 G, 1-1-0, 15.0 IP, 9 H, 1 R, 1 ER, 1 BB, 15 K	New Britain
May 31	Taylor Rogers	LHP	1 G, 1-0-0, 7.0 IP, 7 H, 0 R, 0 ER, 0 BB, 7 K	Fort Myers
June 7	Andrew Albers	LHP	2 G, 2-0-0, 15.0 IP, 13 H, 4 R, 4 ER, 2 BB, 11 K	Rochester
June 14	Byron Buxton	OF	7 G, .406 (13-for-32), 6 R, 3 2B, 1 HR, 9 RBI, 3 BB, 5 K	Cedar Rapids
June 21	Trevor May	RHP	1 G, 1-0-0, 7.2 IP, 4 H, 0 R, 0 ER, 1 BB, 9 K	New Britain
June 28	Jorge Polanco	SS	5 G, .500 (12-for-24), 7 R, 2 2B, 1 HR, 11 RBI, 2 K	Cedar Rapids
July 5	Jhon Goncalves	OF	5 G, .555 (10-for-18), 2 R, 6 2B, 5 RBI, 3 BB, 5 K	Fort Myers
July 12	Matt Summers	RHP	1 G, 1-0-0, 9.0 IP, 2 H, 0 R, 0 ER, 0 BB, 7 K	Fort Myers
July 19	Brett Lee	LHP	2 G, 2-0-0, 18.0 IP, 11 H, 2 R, 2 ER, 2 BB, 13 K	Cedar Rapids
July 26	Edgar Ibarra	LHP	2 G, 1-0-0, 4.0 IP, 0 H, 0 R, 0 ER, 0 BB, 6 K	Rochester
August 2	Danny Ortiz	OF	5 G, .350 (7-for-20), 3 R, 2 HR, 9 RBI, 1 BB, 3 K	New Britain
August 9	Jeff Clement	1B	7 G, .375 (12-for-32), 3 R, 3 2B, 2 HR, 12 RBI, 1 BB, 3 K	Rochester
August 16	D.J. Hicks	1B	6 G, .435 (10-for-23), 5 R, 2 2B, 2 HR, 8 RBI, 2 BB, 5 K	Fort Myers
August 23	Danny Santana	IF	7 G, .429 (12-for-28), 4 R, 1 2B, 1 HR, 5 RBI, 2 BB, 4 K	New Britain
August 30	Miguel Sano	IF	6 G, .333 (7-for-21), 5 R, 2 2B, 4 HR, 8 RBI, 7 BB, 8 K	New Britain



## Byron Buxton

Outfielder Byron Buxton was named by *Baseball America* as the minor league Player of the Year, becoming the second Twin to win the honor, joining Joe Mauer in 2003.

Buxton was the second overall pick in the 2012 First-Year Player Draft out of Appling County High School in Georgia. He earned the 2013 Sherry Robertson Award, given to the Twins most outstanding minor league player.



# TWINS SCOUTING STAFF

**Deron Johnson** - DeronJohnson@twinsbaseball.com ..... Director of Scouting  
**Vern Followell** - VernFollowell@twinsbaseball.com ..... Pro Scouting Coordinator  
**Amanda Daley** - AmandaDaley@twinsbaseball.com ..... Senior Manager, Scouting and International Administration  
**Rafael Yanez** - RafaelYanez@twinsbaseball.com ..... Administrative Assistant to Scouting

## SCOUTING SUPERVISORS

**Billy Corrigan** - BillyCorrigan@twinsbaseball.com ..... Southeast Supervisor  
**Sean Johnson** - SeanJohnson@twinsbaseball.com ..... West Coast Supervisor  
**Mark Quimuyog** - MarkQuimuyog@twinsbaseball.com ..... East Coast Supervisor  
**Mike Ruth** - MikeRuth@twinsbaseball.com ..... Midwest Supervisor

## SCOUTS

**Cary Broder** - CaryBroder@twinsbaseball.com ..... Taiwan  
**Trevor Brown** - TrevorBrown@twinsbaseball.com ..... Washington, Oregon, Idaho, Alaska, Montana  
**Taylor Cameron** - TaylorCameron@twinsbaseball.com ..... Central and Southern California  
**Ken Compton** - KenCompton@twinsbaseball.com ..... Professional Scout  
**Larry Corrigan** - LarryCorrigan@twinsbaseball.com ..... Professional Scout  
**J.R. DiMercurio** - JRDimercurio@twinsbaseball.com ..... Arkansas, Kansas, Missouri, Oklahoma  
**Brett Dowdy** - BrettDowdy@twinsbaseball.com ..... Northern Florida  
**Marty Esposito** - MartyEsposito@twinsbaseball.com ..... Texas  
**Earl Frishman** - EarlFrishman@twinsbaseball.com ..... Special Assignment Scout  
**Glenn Godwin** - GlennGodwin@twinsbaseball.com ..... Europe and South Africa  
**Fred Guerrero** - FredGuerrero@twinsbaseball.com ..... Latin American Scouting Coordinator  
**Bill Harford** - BillHarford@twinsbaseball.com ..... Professional Scout  
**Bob Hegman** - BobHegman@twinsbaseball.com ..... Professional Scout  
**David Kim** - DavidKim@twinsbaseball.com ..... Pacific Rim  
**Wayne Krivsky** - WayneKrivsky@twinsbaseball.com ..... Special Assistant to the General Manager  
**Luis Lajara** - LuisLajara@twinsbaseball.com ..... Dominican Republic  
**John Leavitt** - JohnLeavitt@twinsbaseball.com ..... Southern California, Hawaii  
**Jose Leon** - JoseLeon@twinsbaseball.com ..... Venezuela and Panama/Coordinator of Scouting  
**Manuel Luciano** - ManuelLuciano@twinsbaseball.com ..... Dominican Republic  
**Shaun McGinn** - ShaunMcGinn@twinsbaseball.com ..... Professional Scout  
**Bill Mele** - BillMele@twinsbaseball.com ..... Professional Scout  
**Bill Milos** - BillMilos@twinsbaseball.com ..... Professional Scout  
**Tim O'Neil** - TimONeil@twinsbaseball.com ..... National Crosschecker  
**Howard Norsetter** - HowardNorsetter@twinsbaseball.com ..... International Scouting Coordinator  
**Jeff Pohl** - JeffPohl@twinsbaseball.com ..... Michigan, Indiana, Illinois  
**Jack Powell** - JackPowell@twinsbaseball.com ..... Florida Panhandle, Georgia, Alabama  
**Greg Runser** - GregRunser@twinsbaseball.com ..... Greater Houston (TX), Louisiana  
**Alan Sandberg** - AlanSandberg@twinsbaseball.com ..... Kentucky, Tennessee, Mississippi  
**Eduardo Soriano** - EduardoSoriano@twinsbaseball.com ..... Dominican Republic  
**Elliott Strankman** - ElliottStrankman@twinsbaseball.com ..... Nevada, Central and Northern California  
**Ricky Taylor** - RickyTaylor@twinsbaseball.com ..... North Carolina, South Carolina, Western Virginia  
**Freddie Thon** - FreddieThon@twinsbaseball.com ..... Puerto Rico and Southern Florida  
**Jay Weitzel** - JayWeitzel@twinsbaseball.com ..... Upstate New York, West Pennsylvania, Ohio, West Virginia  
**Ted Williams** - TedWilliams@twinsbaseball.com ..... Arizona, New Mexico, Colorado, Wyoming, Utah, Clark County (NV)  
**John Wilson** - JohnWilson@twinsbaseball.com ..... Connecticut, New Jersey, East New York, Massachusetts, Eastern Virginia, Maryland, Vermont, Rhode Island, Maine, New Hampshire, Delaware, Washington D.C.  
**Mark Wilson** - MarkWilson@twinsbaseball.com ..... North Dakota, South Dakota, Nebraska, Iowa, Wisconsin, Minnesota, Canada  
**Earl Winn** - EarlWinn@twinsbaseball.com ..... Professional Scout

## PART-TIME SCOUTS

**Gavin Bennett** ..... South Africa  
**John Cortese** ..... Italy  
**Andy Johnson** ..... Europe  
**Kenny Su** ..... Taiwan  
**Koji Takahashi** ..... Japan  
**Lester Victoria** ..... Curacao  
**Troy Williams** ..... German

## ASSOCIATE SCOUTS

**Manuel Luciano** ..... Dominican Republic  
**Juan Padilla** ..... Venezuela  
**Franklin Parra** ..... Venezuela  
**Pablo Torres** ..... Venezuela

## MINNESOTA TWINS ORGANIZATION - 2013 FOREIGN-BORN PLAYERS

COUNTRY	# OF PLAYERS	COUNTRY	# OF PLAYERS
Australia.....	9	Netherlands.....	2
Canada.....	3	Panama.....	1
Columbia.....	1	Puerto Rico.....	10
Curacao.....	1	South Africa.....	2
Dominican Republic.....	52	Taiwan.....	2
Germany.....	1	Venezuela.....	33
Mexico.....	1		



# TWINS FIRST ROUND DRAFT PICKS

## JUNE

### REGULAR PHASE

1965	Eddie Leon	SS
1966	Buzz Stephen	RHP
1967	Steve Brye	OF
1968	Alex Rowell	OF
1969	Paul Powell	OF
1970	Bob Gorinski	OF
1971	Dale Soderholm	SS
1972	Dick Ruthven	RHP
1973	Eddie Bane	LHP
1974	Ted Shipley	SS
1975	Rick Sofield	SS
1976	Jamie Allen	3B
1977	Paul Croft	OF
1978	Lenny Faedo	SS
1979	Kevin Brandt	OF
1980	Jeff Reed	C
1981	Mike Sodders	3B
1982	Bryan Oelkers	LHP
1983	Tim Belcher	RHP
1984	Jay Bell	SS
1985	Jeff Bumgarner	RHP
1986	Derek Parks	C
1987	Willie Banks	RHP
1988	Johnny Ard	RHP
1989	Chuck Knoblauch	SS
1990	Todd Ritchie	RHP
1991	David McCarty	OF
1992	Dan Serafini	LHP
1993	Torii Hunter	OF
	Jason Varitek	C
1994	Todd Walker	2B
1995	Mark Redman	LHP
1996	Travis Lee	1B
1997	Michael Cuddyer	SS
	Matthew LeCroy	C
1998	Ryan Mills	LHP
1999	B.J. Garbe	OF
2000	Adam Johnson	RHP
2001	Joe Mauer	C
2002	Denard Span	OF
2003	Matt Moses	3B
2004	Trevor Plouffe	SS
	Glen Perkins	LHP
	Kyle Waldrop	RHP
	Matthew Fox	RHP
	Jay Rainville	RHP
2005	Matt Garza	RHP
	Henry Sanchez	1B
2006	Chris Parmelee	OF
2007	Ben Revere	OF
2008	Aaron Hicks	OF
2009	Kyle Gibson	RHP
2010	Alex Wimmers	RHP
2011	Levi Michael	SS
2012	Byron Buxton	OF
2013	Kohl Stewart	RHP

## JANUARY

1965	(No Selection)	
1965	(No Selection)	
1966	Charles Chase	OF
1966	Robert Crosby	RHP
1967	Leonard Weems	OF
1967	Clifford Foster	1B
1968	David Hoot	OF
1968	Eric Soderholm	3B
1969	Gary Wilburn	C
1969	John Hurley	RHP
1970	Sayle Brown	RHP
1970	George Pugh	LHP
1971	Jerry Maberry	RHP
1971	Jeff Hooper	LHP
1972	Lew Lerner	RHP
1972	Bob Koeppel	OF
1973	Joseph Honce	OF
1973	Dennis Sherow	OF
1974	Mark Lockwood	LHP
1974	Jerry Garvin	LHP
1975	Donald Albares	2B
1975	Mark Wilson	OF
1976	Bob Veselic	RHP
1976	Pete Redfern	RHP
1977	Lance Hallberg	1B
1977	Mike Walters	RHP
1978	Ralph Citarella	RHP
1978	Keith Isaacs	RHP
1979	Joseph McCarthy	OF
1979	Joseph Plummer	RHP
1980	Jeff Barnard	RHP
1980	Nattie George	OF
1981	Peter Kutsukos	RHP
1981	Rhett Whisman	3B
1982	Kirby Puckett	OF
1982	Mark Margis	LHP
1983	Kevin Hammond	RHP
1983	Coe Brier	C
1984	Carl Cox	LHP
1984	Alan Sontag	RHP
1985	Tony Farniartz	RHP
1985	Garnett O'Connor	RHP
1986	Jarvis Brown	2B
1986	Toby Nivens	RHP

(January Draft Ended)

**Bold** indicates signed players

### SECONDARY PHASE

1965	(No selection)	
1966	Bob Jones	3B
1967	Ken Szotkiewicz	SS
1968	Danny Thompson	SS
1969	Ralph Dick	OF
1970	Daniel Guerrero	C
1971	Glenn Borgmann	C
	Randolph Delerio	C
1972	John Eichholtz	RHP
1973	Wayne Williams	2B
1974	Gary Bishop	OF
1975	Hosken Powell	OF

1976	Gregory Vogel	2B
1977	Frank Ferroni	LHP
1978	Bruce Kastelic	SS
1979	Gary Gaetti	3B
1980	John Palica	OF
1981	John Salery	OF
1982	Curt Kindred	RHP
1983	Oddibe McDowell	OF
1984	Eddy Yanes	OF
1985	Dewayne Coleman	RHP
1986	James McClellan	RHP

(Secondary Phase Ended)

MINOR LEAGUES

2014

ASG



# TWINS 2013 FIRST-YEAR PLAYER DRAFT

RD	PLAYER	POS	B/T	HT	WT	DOB	HOMETOWN	SCHOOL	SCOUT
1 (4)	Kohl Stewart	RHP	R/R	6-3	208	10/07/94	Tomball, Tex.	St. Pius X High School	G. Runser
2 (43)	Ryan Eades	RHP	R/R	6-3	195	12/15/91	Slidell, La.	Louisiana State University	G. Runser
3 (78)	Stuart Turner	C	R/R	6-3	215	12/27/91	Eunice, La.	University of Mississippi	A. Sandberg
4 (110)	Stephen Gonsalves	LHP	L/L	6-5	195	07/08/94	San Marcos, Calif.	Cathedral Catholic High School	J. Leavitt
5 (140)	Aaron Slegers	RHP	R/R	6-9	250	09/04/92	Scottsdale, Ariz.	Indiana University	J. Pohl
6 (170)	Brian Navarreto	C	R/R	6-3	215	12/29/94	Jacksonville, Fla.	Arlington Country Day School	B. Shelton
7 (200)	Brian Gilbert	RHP	R/R	6-1	215	08/09/92	Toms River, N.J.	Seton Hall University	J. Wilson
8 (230)	Dustin DeMuth	3B	L/R	6-3	200	07/30/91	Bloomington, Ind.	Indiana University	J. Pohl
9 (260)	Mitchell Garver	C	R/R	6-1	210	01/15/91	Albuquerque, N.M.	University of New Mexico	T. Williams
10 (290)	C.K. Irbby	RHP	R/R	6-2	200	05/06/92	Florence, Ala.	Samford University	J. Powell
11 (320)	Nelson Molina	SS/2B	L/R	6-3	175	04/30/95	Arecibo, P.R.	Antonio Lucchetti High School	F. Thon
12 (350)	Ethan Mildren	RHP	R/R	6-4	220	06/04/91	Hopwood, Penn.	University of Pittsburgh	J. Weitzel
13 (380)	Brandon Peterson	RHP	R/R	6-1	195	09/23/91	Savage, Minn.	Wichita State University	J.R. Dimercurio
14 (410)	Zack Granite	OF	L/L	6-0	175	09/17/92	Staten Island, N.Y.	Seton Hall University	J. Wilson
15 (440)	Derrick Penilla	LHP	L/L	6-2	185	12/31/91	San Dimas, Calif.	Mt. San Antonio College	J. Leavitt
16 (470)	Brandon Bixler	LHP	R/L	5-11	175	12/31/91	Oviedo, Fla.	Florida Gulf Coast University	F. Thon
17 (500)	Tanner Mendonca	RHP	R/R	6-4	207	06/18/92	Sacramento, Calif.	Sacramento State University	E. Strankman
18 (530)	Ryan Walker	SS	L/R	6-1	170	03/26/92	Arlington, Tex.	University of Texas-Arlington	M. Esposito
19 (560)	Jared Wilson	RHP	R/R	6-4	215	04/26/90	Cypress, Calif.	University of Cal.-Santa Barbara	T. Cameron
20 (590)	Jason Kanzler	OF	R/R	6-0	190	08/20/90	Penfield, N.Y.	University of Buffalo	J. Weitzel
21 (620)	Tyler Stirewalt	RHP	R/R	6-3	215	12/06/90	Bernardino, Calif.	Fresno State University	E. Strankman
22 (650)	Alex Swim	C	L/R	5-11	185	03/26/91	Greensboro, N.C.	Elon University	R. Taylor
23 (680)	Zach Hayden	RHP	R/R	6-1	220	10/29/91	Martinez, Ga.	University of South Carolina-Aiken	R. Taylor
24 (710)	Brandon Easton	LHP	L/L	6-5	190	02/21/92	Rome, Ohio	Lakeland Community College	J. Weitzel
25 (740)	Chad Christensen	OF	R/R	6-3	200	10/06/90	Cedar Rapids, Iowa	University of Nebraska	M. Wilson
26 (770)	Ryan Halstead	RHP	L/R	6-5	220	05/13/92	Alta Loma, Calif.	Indiana University	J. Pohl
27 (800)	Taylor Blatch	RHP	R/R	5-10	162	06/06/95	Stuart, Fla.	Jensen Beach High School	F. Thon
28 (830)	Chris Erwin	LHP	L/L	6-0	175	08/10/95	Grayson, Ga.	Grayson High School	J. Powell
29 (860)	Logan Shore	RHP	R/R	6-2	215	12/28/94	Coon Rapids, Minn.	Coon Rapids High School	M. Wilson
30 (890)	Tanner Vavra	2B	R/R	5-11	180	07/06/89	Menomonie, Wis.	Valparaiso University	J. Pohl
31 (920)	A.J. Bogucki	RHP	R/R	6-3	200	05/02/95	Gilbertsville, Pa.	Boyetown Senior High School	J. Weitzel
32 (950)	Carlos Avila	SS	R/R	5-10	180	03/28/90	Lomita, Calif.	Cal St University-Dominguez Hills	T. Cameron
33 (980)	Steven Sensley	OF	L/L	6-0	198	09/06/95	Baton Rouge, La.	University High School	G. Runser
34 (1010)	Ivory Thomas	OF	R/R	5-9	180	08/24/91	Los Angeles, Calif.	Cal St University-Dominguez Hills	T. Cameron
35 (1040)	Nick Lemoncelli	LHP	L/L	6-4	210	07/20/92	Tacoma, Wash.	Lower Columbia College	T. Brown
36 (1070)	Joseph Greenfield	RHP	R/R	6-3	230	12/03/91	Orland Park, Ill.	Eastern Illinois University	J. Pohl
37 (1100)	Julian Service	OF	R/R	6-3	190	08/23/93	Sarnia, Ontario	Northeast Texas Community College	M. Wilson
38 (1130)	Javier Salas	RHP	R/R	6-4	227	03/24/92	Coral Gables, Fla.	University of Miami	F. Thon
39 (1160)	Seth Wagner	LHP	L/L	6-7	220	12/27/94	Burnham, Penn.	Mifflin County High School	J. Weitzel
40 (1190)	Kelly Starnes	OF	R/R	6-1	190	08/13/93	Pittsburgh, Calif.	Los Medanos College	E. Strankman

**BOLD** indicates signed player

\* The Twins signed 28 players from the 2013 First-Year Player Draft.

## Kohl Stewart

Stewart was drafted fourth overall by the Minnesota Twins in the 2013 First-Year Player Draft.

The Texas native made seven appearances, four starts, between the GCL Twins and Rookie Level Elizabethton, going 0-0 with a 1.35 ERA (20.0 IP, 3 ER), four walks and 24 strikeouts.







## ORGANIZATION PLAYERS

### ABREU, JOSE ALEXI

PITCHER

HEIGHT: 5-11

WEIGHT: 184

SIGNED BY: Fred Guerrero

HOW OBTAINED: Signed as an undrafted free agent, September 2, 2010.

BATS: R

THROWS: R

SCHOOL: --

BORN: 7/13/1992 in San Francisco de Macoris, DR

RESIDES: San Francisco de Macoris, DR

2013: Appeared in career-high 18 games, all coming in relief...was first season to not start a game...walked career-low five batters and struckout career-high 30 batters, despite a career-low in innings...allowed 8.04 baserunners-per-9.0 IP which was best in GCL...five saves and 15 games finished were a team-high and fifth in the GCL...2012: Played entire season with DSL Twins...pitched in 14 games, posting a 2.25 ERA over 40.0 innings pitched...2011: Began professional career with DSL Twins...pitched in 11 games, posting a 1.30 ERA over 41.2 innings pitched.

YEAR	TEAM	W-L	ERA	G	GS	CG	SH	SV	IP	H	R	ER	HR	HB	BB	SO	WP	BK	BAA
2011	DSL Twins	3-1	1.30	11	6	0	0	0	41.2	28	9	6	0	2	12	29	3	0	.196
2012	DSL Twins	1-2	2.25	14	7	0	0	1	40.0	35	17	10	1	4	9	23	1	0	.236
2013	GCL Twins	2-3	1.61	18	0	0	0	5	28.0	18	7	5	1	2	5	30	2	2	.184
Minor League Totals		4-3	1.76	25	13	0	0	1	81.2	63	26	16	1	6	21	52	4	0	.216

### ACHTER, ADAM JOSEPH [A.J.]

PITCHER

HEIGHT: 6-5

WEIGHT: 210

SIGNED BY: Jeff Pohl

HOW OBTAINED: Twins 46th round pick in the 2010 First-Year Player Draft.

BATS: R

THROWS: R

SCHOOL: Michigan State University

BORN: 8/27/1988 in Toledo, OH

RESIDES: Oregon, OH

2013: Set a career-high with 41 appearances, all in relief, between Double-A New Britain and Triple-A Rochester...played for Glendale in the Arizona Fall League going 1-1, 5.25 ERA (12.0 IP, 7 ER) with four walks and 10 strikeouts in 11 relief appearances...2012: Midwest League All-Star Game Selection...2011: Played entire season with Single-A Beloit...pitched in 19 games, posting a 4.52 ERA over 99.2 innings pitched...2010: Began professional career with Rookie Elizabethton...pitched in four games, posting a 4.91 ERA over 7.1 innings pitched.

YEAR	TEAM	W-L	ERA	G	GS	CG	SH	SV	IP	H	R	ER	HR	HB	BB	SO	WP	BK	BAA
2010	Elizabethton	1-0	4.91	4	0	0	0	0	7.1	7	4	4	0	1	3	8	2	1	.250
2011	Beloit	5-8	4.52	19	19	0	0	0	99.2	97	59	50	13	4	35	108	6	1	.256
2012	Beloit	3-1	2.48	18	1	0	0	0	40.0	33	17	11	5	1	12	49	5	0	.226
	Ft. Myers	2-1	0.79	19	0	0	0	6	34.1	21	8	3	0	0	3	37	5	1	.168
2013	New Britain	2-0	2.21	25	0	0	0	3	36.2	28	10	9	3	1	19	36	3	1	.209
	Rochester	1-2	3.04	16	0	0	0	1	23.2	17	9	8	4	0	14	20	0	0	.198
Minor League Totals		14-12	3.17	101	20	0	0	10	241.2	203	107	85	25	7	86	258	21	4	.226

### ALTOBELLI, JAMES EUGENE [BO]

CATCHER

HEIGHT: 6-1

WEIGHT: 199

SIGNED BY: Marty Esposito

HOW OBTAINED: Twins 21st round pick in the 2012 First-Year Player Draft.

BATS: R

THROWS: R

SCHOOL: Texas Tech University

BORN: 2/6/1991 in Vista, CA

RESIDES: Plano, TX

2013: Began season with Rookie Elizabethton and was promoted to Single-A Cedar Rapids August 2 where he finished season, playing 19 games...2012: Played entire season with Rookie Elizabethton...played in 18 games.

YEAR	TEAM	AVG	G	AB	R	H	2B	3B	HR	RBI	SH	SF	HB	BB	SO	SB	CS	E	OBP
2012	Elizabethton	.230	18	61	6	14	2	0	0	6	2	0	0	4	11	0	0	1	.277
2013	Elizabethton	.300	7	20	2	6	1	0	0	0	0	0	0	2	3	0	0	2	.364
	Cedar Rapids	.310	19	71	4	22	2	0	0	9	0	1	1	3	10	0	0	1	.342
Minor League Totals		.276	44	152	12	42	5	0	0	15	2	1	1	9	24	0	0	4	.319

MINOR LEAGUES  
2014  
ASG



**ALVAREZ, JHONATHAN DAVID****CATCHER****HEIGHT:** 6-0**BATS:** R**BORN:** 2/18/1996 in Merida, VZ**WEIGHT:** 187**THROWS:** R**RESIDES:** Merida, VZ**SIGNED BY:** Jose Leon**SCHOOL:** - -**HOW OBTAINED:** Signed as an undrafted free agent, July 9, 2012.

YEAR	TEAM	AVG	G	AB	R	H	2B	3B	HR	RBI	SH	SF	HB	BB	SO	SB	CS	E	OBP
2013	DSL Twins	.138	34	87	10	12	3	0	1	6	0	0	4	13	31	1	2	4	.279
Minor League Totals		.138	34	87	10	12	3	0	1	6	0	0	4	13	31	1	2	4	.279

**AMARANTE, JUNIOR ANTONIO****OUTFIELDER****HEIGHT:** 5-11**BATS:** L**BORN:** 3/21/1995 in Santo Domingo, DR**WEIGHT:** 185**THROWS:** L**RESIDES:** Santo Domingo, DR**SIGNED BY:** Fred Guerrero**SCHOOL:** - -**HOW OBTAINED:** Signed as an undrafted free agent, April 6, 2012.

YEAR	TEAM	AVG	G	AB	R	H	2B	3B	HR	RBI	SH	SF	HB	BB	SO	SB	CS	E	OBP
2012	DSL Twins	.175	41	120	16	21	2	2	0	6	2	0	4	10	40	4	2	6	.261
2013	DSL Twins	.195	29	77	10	15	1	0	0	3	0	0	0	12	21	7	3	2	.303
Minor League Totals		.183	70	197	26	36	3	2	0	9	2	0	4	22	61	11	5	8	.278

**ANDRADE, JORGE ALEXANDER****SHORTSTOP****HEIGHT:** 5-10**BATS:** S**BORN:** 12/7/1994 in San Jose, VZ**WEIGHT:** 170**THROWS:** R**RESIDES:** Zulia, VZ**SIGNED BY:** Jose Leon**SCHOOL:** - -**HOW OBTAINED:** Signed as an undrafted free agent, September 2, 2011.

YEAR	TEAM	AVG	G	AB	R	H	2B	3B	HR	RBI	SH	SF	HB	BB	SO	SB	CS	E	OBP
2012	DSL Twins	.236	39	110	17	26	3	0	2	21	3	0	3	12	26	4	4	13	.328
2013	DSL Twins	.179	11	28	10	5	1	1	0	4	1	0	0	9	8	3	4	3	.378
Minor League Totals		.225	50	138	27	31	4	1	2	25	4	0	3	21	34	7	8	16	.340

**APONTE, CARLOS LUIS****PITCHER****HEIGHT:** 5-11**BATS:** R**BORN:** 9/13/1995 in Caricuao, VZ**WEIGHT:** 195**THROWS:** R**RESIDES:** Caracas, VZ**SIGNED BY:** Jose Leon**SCHOOL:** - -**HOW OBTAINED:** Signed as an undrafted free agent, April 9, 2013.**2013:** Led DSL Twins in wins in first professional season.

YEAR	TEAM	W-L	ERA	G	GS	CG	SH	SV	IP	H	R	ER	HR	HB	BB	SO	WP	BK	BAA
2013	DSL Twins	6-3	4.41	19	3	0	0	0	34.2	40	27	17	0	6	11	24	3	0	.292
Minor League Totals		6-3	4.41	19	3	0	0	0	34.2	40	27	17	0	6	11	24	3	0	.292

**ARRAEZ, LUIS SANGAL[SANGAL]****SECOND BASEMAN****HEIGHT:** 5-10**BATS:** L**BORN:** 4/9/1997 in San Felipe, Yaracuy, VZ**WEIGHT:** 155**THROWS:** R**RESIDES:** San Felipe, Yaracuy, VZ**SIGNED BY:** Jose Leon**SCHOOL:** - -**HOW OBTAINED:** Signed as an undrafted free agent, November 6, 2013

YEAR	TEAM	AVG	G	AB	R	H	2B	3B	HR	RBI	SH	SF	HB	BB	SO	SB	CS	E	OBP
2014	Will be his first season in professional baseball.																		

**AVILA, CARLOS JR.****SHORTSTOP****HEIGHT:** 5-11**BATS:** R**BORN:** 3/28/1990 in Harbor City, CA**WEIGHT:** 167**THROWS:** R**RESIDES:** Lomita, CA**SIGNED BY:** Taylor Cameron**SCHOOL:** Cal State Dominguez Hills**HOW OBTAINED:** Twins 32nd round pick in the 2013 First-Year Player Draft.

YEAR	TEAM	AVG	G	AB	R	H	2B	3B	HR	RBI	SH	SF	HB	BB	SO	SB	CS	E	OBP
2013	Elizabethton	.206	24	68	6	14	1	0	0	4	2	1	1	10	18	1	2	7	.313
Minor League Totals		.206	24	68	6	14	1	0	0	4	2	1	1	10	18	1	2	7	.313

**BAEZ, DUBAL ANDRES****SECOND BASEMAN****HEIGHT:** 6-0**BATS:** R**BORN:** 6/14/1993 in Cabimas, VZ**WEIGHT:** 175**THROWS:** R**RESIDES:** Cabimas-Zulia, VZ**SIGNED BY:** Jose Leon**SCHOOL:** - -**HOW OBTAINED:** Signed as an undrafted free agent, June 1, 2010.

**2013:** Spent fourth full season with the DSL Twins where he led the team in average, hits, stolen bases, games played and OPS (.844)...his .335 average was seventh-highest in the DSL and his .447 was third-highest...**2012:** Played in a career-high 38 games in his third season with DSL Twins...**2011:** Played entire season with DSL Twins.



YEAR	TEAM	AVG	G	AB	R	H	2B	3B	HR	RBI	SH	SF	HB	BB	SO	SB	CS	E	OBP
2010	DSL Twins	.250	14	40	9	10	0	0	0	7	1	0	2	8	9	1	0	4	.400
2011	DSL Twins	.250	35	92	28	23	2	0	0	13	2	0	11	17	22	14	3	4	.425
2012	DSL Twins	.263	38	118	22	31	5	0	0	11	2	1	7	16	23	8	4	4	.380
2013	DSL Twins	.335	57	164	43	55	8	1	0	14	2	1	5	29	37	27	11	4	.447
Minor League Totals		.287	144	414	102	119	15	1	0	45	7	2	25	70	91	50	18	16	.419

#### BALBUENA, ERICK MANUEL

PITCHER

HEIGHT: 6-2

BATS: R

BORN: 6/04/1996 in Nagua, DR

WEIGHT: 175

THROWS: R

RESIDES: Nagua, DR

SIGNED BY: Fred Guerrero

SCHOOL: --

HOW OBTAINED: Signed as an undrafted free agent, September 3, 2013.

YEAR	TEAM	W-L	ERA	G	GS	CG	SH	SV	IP	H	R	ER	HR	HB	BB	SO	WP	BK	BAA
2014	Will be his first season in professional baseball.																		

#### BARTLETT, JASON ALAN

INFIELDER

SEE PAGES 36-37

#### BARD, LUKE FRANCIS

PITCHER

HEIGHT: 6-3

BATS: R

BORN: 11/13/1990 in Charlotte, NC

WEIGHT: 201

THROWS: R

RESIDES: Charlotte, NC

SIGNED BY: Jack Powell

SCHOOL: Georgia Tech

HOW OBTAINED: Twins compensation pick (42nd overall) in the 2012 First-Year Player Draft.

2012: Ranked 10th best prospect in Twins organization by *Baseball America* entering the 2013 season...ranked 14th among Twins prospects by MLB.com entering the 2013 season.

YEAR	TEAM	W-L	ERA	G	GS	CG	SH	SV	IP	H	R	ER	HR	HB	BB	SO	WP	BK	BAA
2012	Elizabethton	0-0	0.00	4	0	0	0	1	3.0	2	0	0	0	0	2	4	0	0	.200
	GCL Twins	0-0	6.75	3	1	0	0	0	4.0	3	3	3	0	1	5	3	0	0	.231
2013	GCL Twins	0-0	12.00	4	0	0	0	0	3.0	5	5	4	0	0	3	1	0	0	.333
	Elizabethton	1-0	1.08	7	0	0	0	0	8.1	2	1	1	0	1	6	6	1	0	.091
	Ft. Myers	0-0	0.00	1	0	0	0	0	1.0	0	0	0	0	0	0	2	0	0	.000
Minor League Totals		1-0	3.72	19	1	0	0	1	19.1	12	9	8	0	2	16	16	1	0	.190

#### BAXENDALE, DOUGLAS JAMES [D.J.]

PITCHER

HEIGHT: 6-2

BATS: R

BORN: 12/8/1990 in Arkadelphia, AR

WEIGHT: 207

THROWS: R

RESIDES: Rogers, AR

SIGNED BY: JR DiMercurio

SCHOOL: University of Arkansas

HOW OBTAINED: Twins 10th round pick in the 2012 First-Year Player Draft.

2013: Began season at Single-A Ft. Myers where he won seven of his nine starts, not allowing more than two runs in any start and tossing at least 5.0 in each start...was named the Florida State League Pitcher of the Week May 12 after tossing 14.0 scoreless innings in two starts with 16 strikeouts and one walk...named a Florida State League Midseason All-Star...transferred to Double-A New Britain where he finished the season making 16 starts, third-most among all Rock Cats starters...tossed first career complete game August 13...12 wins were most in the Twins minor league system and his 112 strikeouts were fourth-most.

YEAR	TEAM	W-L	ERA	G	GS	CG	SH	SV	IP	H	R	ER	HR	HB	BB	SO	WP	BK	BAA
2012	Elizabethton	0-0	0.00	6	0	0	0	0	7.2	1	0	0	0	0	1	16	1	0	.042
	Beloit	0-0	1.64	11	0	0	0	2	11.0	12	3	2	0	0	1	15	0	0	.279
2013	Ft. Myers	7-0	1.10	9	9	0	0	0	57.1	34	9	7	2	2	11	48	3	0	.171
	New Britain	5-7	5.63	16	16	1	0	0	92.2	110	65	58	13	2	22	64	6	1	.293
Minor League Totals		12-7	3.58	42	25	1	0	2	168.2	157	77	67	15	4	35	143	10	1	.245

#### BERESFORD, JAMES RICHARD

INFIELDER

SEE PAGE 38

#### BERNIER, DOUGLAS HOWELL [DOUG]

INFIELDER

SEE PAGES 39-40

#### BERRIOS, JOSE ORLANDO

PITCHER

HEIGHT: 6-0

BATS: R

BORN: 5/27/1994 in Bayamon, Puerto Rico

WEIGHT: 192

THROWS: R

RESIDES: Bayamon, Puerto Rico

SIGNED BY: Hector Otero

SCHOOL: Papa Juan (PR) High School

HOW OBTAINED: Twins compensation pick (32nd overall) in the 2012 First-Year Player Draft.

2013: Named to Puerto Rico roster for World Baseball Classic...spent second full season with the Single-A Cedar Rapids...struck out 100 batters in 103.2 innings, all as a starter...named Midwest League Pitcher of the Week August 12 after tossing 7.1 innings, giving up just two hits while striking out seven...named a Midwest League Midseason All-Star...ranked fifth best prospect in Twins organization by *Baseball America* entering the 2014...ranked fifth among Twins prospects by MLB.com entering 2014...2012: Began season with GCL Twins...transferred to Rookie Level Elizabethton August 7...ranked sixth best prospect in Twins organization by *Baseball America* entering 2013 season.



YEAR	TEAM	W-L	ERA	G	GS	CG	SH	SV	IP	H	R	ER	HR	HB	BB	SO	WP	BK	BAA
2012	GCL Twins	1-0	1.08	8	1	0	0	4	16.2	7	2	2	0	0	3	27	0	0	.121
	Elizabethton	2-0	1.29	3	3	0	0	0	14.0	8	2	2	1	1	1	22	1	0	.163
Minor League Totals		3-0	1.17	11	4	0	0	4	30.2	15	4	4	1	1	4	49	1	0	.140

#### BIGLEY, EVAN MITCHELL

#### OUTFIELDER

HEIGHT: 6-0

BATS: R

BORN: 3/9/1987 in Lancaster, TX

WEIGHT: 217

THROWS: R

RESIDES: Combine, TX

SIGNED BY: Marty Esposito

SCHOOL: Dallas Baptist University

HOW OBTAINED: Twins 10th round pick in the 2008 First-Year Player Draft.

**2012:** Named Eastern League Player of the Week June 18-24...played for Peoria Javelinas in the Arizona Fall League, batting .242 (15-for-62) in 16 games...**2011:** Played entire season with Double-A New Britain...ranked second on the team in games and at-bats...**2010:** Began season in Single-A Ft. Myers...ranked fourth on the team in at-bats and hits...transferred to Double-A New Britain August 9...**2009:** Began season with Single-A Beloit...transferred to Single-A Ft. Myers May 12...had 10 multi-RBI games, five three-hit games and one four-hit game with Ft. Myers...had second most home runs and fourth most RBI on team...**2008:** Second in Appalachian League in home runs, on-base percentage, extra-base hits (30) and runs scored...led team and was third in Appalachian League in RBI...tied for most triples on team...named Appalachian League postseason All-Star.

YEAR	TEAM	AVG	G	AB	R	H	2B	3B	HR	RBI	SH	SF	HB	BB	SO	SB	CS	E	OBP
2008	Elizabethton	.300	53	213	45	64	13	3	14	47	0	2	8	13	43	2	2	6	.360
2009	Beloit	.307	25	101	16	31	6	1	2	22	0	0	2	3	19	2	2	1	.340
	Ft. Myers	.280	95	328	39	92	22	2	5	46	5	1	6	22	71	1	5	2	.336
2010	Ft. Myers	.262	97	374	41	98	24	1	2	28	4	3	3	15	80	2	1	0	.294
	New Britain	.336	27	113	17	38	9	1	4	15	0	1	1	3	22	0	2	1	.356
2011	New Britain	.253	133	487	59	123	34	3	7	56	3	3	8	35	108	5	6	11	.311
2012	New Britain	.268	88	347	42	93	19	3	12	66	2	1	2	20	85	3	3	1	.311
	Rochester	.207	39	140	11	29	7	0	3	20	0	1	1	5	37	1	1	0	.235
2013	Rochester	.303	19	66	10	20	4	0	2	3	0	0	1	9	14	1	0	1	.395
	GCL Twins	.240	7	25	2	6	4	1	0	4	0	0	0	4	4	0	0	0	.345
	Fort Myers	.353	4	17	3	6	2	0	1	1	0	0	2	1	4	0	0	0	.450
	New Britain	.216	50	190	22	41	9	1	2	25	0	3	2	11	58	0	2	0	.262
Minor League Totals		.267	637	2401	307	641	153	16	54	333	14	17	36	141	545	17	24	23	.315

#### BIXLER, BRANDON MICHAEL

#### PITCHER

HEIGHT: 5-11

BATS: R

BORN: 12/31/1991 in Orlando, FL

WEIGHT: 173

THROWS: L

RESIDES: Chuluota, FL

SIGNED BY: Freddie Thon

SCHOOL: Florida Gulf Coast University

HOW OBTAINED: Twins 16th round pick in the 2013 First-Year Player Draft.

YEAR	TEAM	W-L	ERA	G	GS	CG	SH	SV	IP	H	R	ER	HR	HB	BB	SO	WP	BK	BAA
2013	Elizabethton	1-1	0.73	6	0	0	0	0	12.1	6	2	1	0	1	4	18	2	0	.143
	Cedar Rapids	1-0	4.66	9	0	0	0	0	9.2	13	5	5	0	0	8	12	1	0	.317
Minor League Totals		2-1	2.45	15	0	0	0	0	22.0	19	7	6	0	1	12	30	3	0	.229

#### BOER, MADISON JAMES

#### PITCHER

HEIGHT: 6-4

BATS: R

BORN: 11/9/1989 in Saint Louis Park, MN

WEIGHT: 226

THROWS: R

RESIDES: Eden Prairie, MN

SIGNED BY: Trevor Brown

SCHOOL: University of Oregon

HOW OBTAINED: Twins 2nd round pick in the 2011 First-Year Player Draft.

**2013:** Converted seven of eight save opportunities for Single-A Cedar Rapids, second on the club...**2012:** Began season with Single-A Beloit...transferred to Single-A Ft. Myers April 30...ranked 22nd best prospect in the Twins organization by *Baseball America* entering 2013...**2011:** Began season June 23 with Rookie Elizabethton...transferred to Single-A Beloit August 7...Appalachian League All-Star Game selection...ranked 12th best prospect in Twins organization by *Baseball America* entering 2012.

YEAR	CLUB	W-L	ERA	G	GS	CG	SH	SV	IP	H	R	ER	HR	HBP	BB	SO	WP	BK	BAA
2011	Elizabethton	2-1	2.60	15	0	0	0	9	17.1	13	5	5	1	0	2	31	0	0	.203
	Beloit	0-0	6.75	8	0	0	0	2	8.0	12	7	6	0	0	1	12	0	0	.343
2012	Beloit	2-2	3.58	5	5	0	0	0	27.2	26	13	11	1	0	10	20	1	0	.252
	Ft. Myers	7-10	6.41	22	19	0	0	0	111.0	147	88	79	15	7	32	66	6	1	.322
2013	Ft. Myers	1-0	11.81	3	2	0	0	0	10.2	20	14	14	2	0	7	5	2	0	.417
	GCL Twins	0-0	0.00	2	0	0	0	1	3.0	5	2	0	0	0	0	5	0	0	.357
	Cedar Rapids	1-1	3.04	18	0	0	0	7	26.2	26	9	9	0	1	8	23	3	0	.263
Minor League Total		3-14	5.46	73	26	0	0	19	204.1	249	138	124	19	8	60	162	12	1	.304

#### BOOSER, CAMERON JOSEPH

#### PITCHER

HEIGHT: 6-4

BATS: L

BORN: 05/04/1992 in Seattle, WA

WEIGHT: 225

THROWS: L

RESIDES: Milton, WA

SIGNED BY: Trevor Brown

SCHOOL: Central Arizona College

HOW OBTAINED: Signed as an undrafted free agent, August 12, 2013.



YEAR	TEAM	W-L	ERA	G	GS	CG	SH	SV	IP	H	R	ER	HR	HB	BB	SO	WP	BK	BAA
2013	GCL Twins	0-0	2.45	3	0	0	0	0	3.2	3	2	1	0	0	0	3	0	0	.200
Minor League Totals		0-0	2.45	3	0	0	0	0	3.2	3	2	1	0	0	0	3	0	0	.200

#### BOYD, HUDSON CALDER

PITCHER

HEIGHT: 6-2

WEIGHT: 236

SIGNED BY: Billy Corrigan

HOW OBTAINED: Twins compensation pick (55th overall) in the 2011 First-Year Player Draft.

BATS: R

THROWS: R

SCHOOL: Bishop Verot (FL) High School

BORN: 10/18/1992 in Ft. Myers, FL

RESIDES: Ft. Myers, FL

2012: Named Florida State League Player of the Week July 9-15...ranked No. 19 among Twins prospects by MLB.com entering the 2013 season...2011: Ranked 18th best prospect in Twins organization by *Baseball America* entering 2012.

YEAR	TEAM	W-L	ERA	G	GS	CG	SH	SV	IP	H	R	ER	HR	HB	BB	SO	WP	BK	BAA
2012	Elizabethton	2-5	2.95	13	13	0	0	0	58.0	63	33	19	7	5	23	36	3	0	.270
2013	Cedar Rapids	4-5	4.98	29	16	0	0	0	103.0	101	62	57	10	6	56	72	6	0	.260
Minor League Totals		6-10	4.25	42	29	0	0	0	161.0	164	95	76	17	11	79	108	9	0	.264

#### BOYER, BRADLEY ROBERT [BRAD]

INFILDER

HEIGHT: 5-11

WEIGHT: 183

ORIGINALLY SIGNED BY: Giants 13th round pick in the 2006 First-Year Player Draft.

HOW OBTAINED: Signed as a minor league free agent, August 19, 2013.

BATS: L

THROWS: R

BORN: 10/4/1983 in Santa Monica, CA

RESIDES: Camarillo, CA

SCHOOL: University of Arizona

2013: Began season playing with St. Paul in the Independent League before signing with Minnesota as a minor league free agent August 19...assigned to Double-A New Britain where he played 11 games...2012: Played in Independent League with Lancaster and Bridgeport...2011: Played in Independent League with Gary...2009: Named Eastern League Player of the Week August 16...led the Eastern League in triples.

YEAR	TEAM	AVG	G	AB	R	H	2B	3B	HR	RBI	SH	SF	HB	BB	SO	SB	CS	E	OBP
2006	Salem-Keizer	.246	61	183	27	45	9	6	5	28	1	3	2	17	29	6	2	3	.312
2007	Augusta	.255	14	47	4	12	4	0	0	2	0	0	1	6	4	3	1	4	.352
	San Jose	.248	89	303	45	75	14	5	1	27	8	4	6	23	57	20	2	6	.310
2008	San Jose	.348	75	264	42	92	12	5	7	45	6	1	6	36	53	15	5	12	.436
	Connecticut	.240	12	50	6	12	3	0	0	5	2	0	0	3	2	0	1	2	.283
2009	Connecticut	.294	106	367	49	108	22	10	3	41	8	4	5	29	69	10	5	7	.351
2010	Richmond	.232	48	155	24	36	6	2	2	23	1	1	1	25	34	3	2	3	.341
	Fresno	.210	46	100	13	21	6	0	0	7	2	2	2	25	34	3	2	5	.325
2013	New Britain	.244	11	41	5	10	2	0	0	5	1	0	0	6	7	2	1	1	.340
Independent League Totals		.305	291	1064	185	324	59	14	23	159	9	10	8	92	170	22	10	57	.361
Minor League Totals		.286	753	2574	400	735	137	42	41	342	38	25	31	253	444	81	31	43	.353

#### BRYANT, NICHOLAS ADAM [ADAM]

SHORTSTOP

HEIGHT: 5-10

WEIGHT: 182

SIGNED BY: Jack Powell

HOW OBTAINED: Twins 9th round pick in the 2011 First-Year Player Draft.

BATS: R

THROWS: R

SCHOOL: Troy University

BORN: 5/21/1989 in Pensacola, FL

RESIDES: Pensacola, FL

2012: Played 75 games with Single-A Beloit...placed on the disabled list July 14 with turf toe.

YEAR	TEAM	AVG	G	AB	R	H	2B	3B	HR	RBI	SH	SF	HB	BB	SO	SB	CS	E	OBP
2011	Beloit	.245	59	208	25	51	17	4	1	25	4	3	3	21	51	0	3	7	.319
2012	Beloit	.243	75	296	32	72	10	2	1	32	3	3	2	14	56	2	5	7	.279
2013	Ft. Myers	.000	1	0	0	0	0	0	0	0	0	0	0	0	0	0	0	0	.000
Minor League Totals		.244	135	504	57	123	27	6	2	57	7	6	5	35	107	2	8	14	.244

#### BURRIS, JOSHUA DARNELL [JOSH]

PITCHER

HEIGHT: 5-10

WEIGHT: 181

SIGNED BY: Greg Runser

HOW OBTAINED: Twins 17th round pick in the 2011 First-Year Player Draft.

BATS: S

THROWS: R

SCHOOL: Louisiana State University - Eunice

BORN: 11/28/1991 in Baton Rouge, LA

RESIDES: Baton Rouge, LA

2013: Made eight starts for Rookie Elizabethton, first professional starts...four wins were tied most among Elizabethton pitchers.

YEAR	TEAM	W-L	ERA	G	GS	CG	SH	SV	IP	H	R	ER	HR	HB	BB	SO	WP	BK	BAA
2012	Elizabethton	7-0	1.75	18	0	0	0	0	36.0	24	10	7	1	1	21	40	1	0	.190
2013	Cedar Rapids	0-0	10.80	8	0	0	0	0	10.0	11	12	12	2	0	9	8	1	0	.309
	Elizabethton	4-2	3.70	12	8	0	0	0	41.1	32	21	17	2	4	32	48	7	0	.219
Minor League Totals		11-2	3.71	38	8	0	0	0	87.1	67	43	36	5	5	62	96	9	0	.218

#### BUXTON, BYRON KEION

OUTFIELDER

SEE PAGES 43-44



**CABRERA, ROBENER****PITCHER****HEIGHT:** 6-3**BATS:** R**BORN:** 1/25/1994 in Santiago de los Caballeros, DR**WEIGHT:** 215**THROWS:** R**RESIDES:** Santiago de los Caballeros, DR**SIGNED BY:** Fred Guerrero**SCHOOL:** --**HOW OBTAINED:** Signed as an undrafted free agent, February 1, 2013.

YEAR	TEAM	W-L	ERA	G	GS	CG	SH	SV	IP	H	R	ER	HR	HB	BB	SO	WP	BK	BAA
2013	DSL Twins	1-2	4.66	20	2	0	0	2	36.2	34	23	19	0	4	12	26	9	0	.239
<b>Minor League Totals</b>		<b>1-2</b>	<b>4.66</b>	<b>20</b>	<b>2</b>	<b>0</b>	<b>0</b>	<b>2</b>	<b>36.2</b>	<b>34</b>	<b>23</b>	<b>19</b>	<b>0</b>	<b>4</b>	<b>12</b>	<b>26</b>	<b>9</b>	<b>0</b>	<b>.239</b>

**CHARGOIS, JON THOMAS [J.T.]****PITCHER****HEIGHT:** 6-3**BATS:** S**BORN:** 12/3/1990 in Sulphur, LA**WEIGHT:** 193**THROWS:** R**RESIDES:** Sulphur, LA**SIGNED BY:** Greg Runser**SCHOOL:** Rice University**HOW OBTAINED:** Twins 2nd round pick in the 2012 First-Year Player Draft.**2013:** Missed entire season with a right forearm strain...**2012:** Ranked No. 11 among Twins prospects by MLB.com entering the 2013 season.

YEAR	TEAM	W-L	ERA	G	GS	CG	SH	SV	IP	H	R	ER	HR	HB	BB	SO	WP	BK	BAA
2012	Elizabethton	0-0	1.69	12	0	0	0	5	16.0	10	4	3	0	0	5	22	1	0	.182
2013	Injured - Did Not Play																		
<b>Minor League Totals</b>		<b>0-0</b>	<b>1.69</b>	<b>12</b>	<b>0.0</b>	<b>0</b>	<b>0</b>	<b>5</b>	<b>16.0</b>	<b>10</b>	<b>4</b>	<b>3</b>	<b>0</b>	<b>0</b>	<b>5</b>	<b>22</b>	<b>1</b>	<b>0</b>	<b>.182</b>

**CHRISTENSEN, CHAD RICHARD****OUTFIELDER****HEIGHT:** 6-3**BATS:** R**BORN:** 10/6/1990 in Waterloo, IA**WEIGHT:** 200**THROWS:** R**RESIDES:** Cedar Rapids, IA**SIGNED BY:** Mark Wilson**SCHOOL:** University of Nebraska**HOW OBTAINED:** Twins 25th round pick in the 2013 First-Year Player Draft.

YEAR	TEAM	AVG	G	AB	R	H	2B	3B	HR	RBI	SH	SF	HB	BB	SO	SB	CS	E	OBP
2013	GCL Twins	.235	47	162	23	38	7	3	3	21	2	4	4	13	21	4	2	13	.301
<b>Minor League Totals</b>		<b>.235</b>	<b>47</b>	<b>162</b>	<b>23</b>	<b>38</b>	<b>7</b>	<b>3</b>	<b>3</b>	<b>21</b>	<b>2</b>	<b>4</b>	<b>4</b>	<b>13</b>	<b>21</b>	<b>4</b>	<b>2</b>	<b>13</b>	<b>.301</b>

**DEAN, PATRICK MICHAEL [PAT]****PITCHER****HEIGHT:** 6-1**BATS:** L**BORN:** 5/25/1989 in Waterbury, CT**WEIGHT:** 193**THROWS:** L**RESIDES:** Naugatuck, CT**SIGNED BY:** John Wilson**SCHOOL:** Boston College**HOW OBTAINED:** Twins 3rd round pick in the 2010 First-Year Player Draft.

**2013:** Began season with Double-A New Britain and made 22 starts including two complete games, one shutout...finished second among Rock Cats in wins and innings pitched...1.22 walks-per-9.0 innings pitched was the lowest in the Eastern League...promoted to Triple-A Rochester where he finished and made six starts...named International Pitcher of the Week, August 12...**2012:** Florida State League All-Star Game selection...**2011:** Appeared in 20 games...named Midwest League Player of the Week June 6-12...**2010:** Began his professional career with Rookie Elizabethton...ranked second on team in WHIP...ranked 16th best prospect in Appalachian League and Twins 23rd best prospect (entering 2011) by *Baseball America*.

YEAR	TEAM	W-L	ERA	G	GS	CG	SH	SV	IP	H	R	ER	HR	HB	BB	SO	WP	BK	BAA
2010	GCL Twins	0-0	0.00	4	0	0	0	0	5.0	3	0	0	0	0	0	5	0	0	.176
	Elizabethton	2-2	2.59	5	5	0	0	0	24.1	17	10	7	3	0	1	32	0	0	.198
2011	Beloit	2-0	2.86	8	8	0	0	0	44.0	40	15	14	4	1	9	37	4	0	.242
	Ft. Myers	3-6	6.67	11	11	0	0	0	58.0	83	51	43	8	4	15	36	1	0	.332
	New Britain	0-1	4.50	1	1	0	0	0	6.0	9	3	3	0	0	1	3	0	0	.346
2012	Ft. Myers	10-8	3.99	28	28	0	0	0	153.1	177	74	68	11	5	33	81	0	1	.289
2013	New Britain	6-11	4.68	22	22	2	1	0	125.0	151	72	65	12	2	17	61	2	2	.295
	Rochester	3-2	2.03	6	6	0	0	0	40.0	38	14	9	0	1	5	22	0	0	.253
<b>Minor League Totals</b>		<b>26-30</b>	<b>4.13</b>	<b>85</b>	<b>81</b>	<b>2</b>	<b>1</b>	<b>0</b>	<b>455.2</b>	<b>518</b>	<b>239</b>	<b>209</b>	<b>38</b>	<b>13</b>	<b>81</b>	<b>277</b>	<b>7</b>	<b>3</b>	<b>.285</b>

**DEFRAK, DAMIAN ISMAEL****PITCHER****HEIGHT:** 6-3**BATS:** R**BORN:** 2/1/1995 in San Juan De La Maguar, DR**WEIGHT:** 204**THROWS:** R**RESIDES:** Santo Domingo, DR**SIGNED BY:** Fred Guerrero**SCHOOL:** --**HOW OBTAINED:** Signed as an undrafted free agent, April 20, 2012.

YEAR	TEAM	W-L	ERA	G	GS	CG	SH	SV	IP	H	R	ER	HR	HB	BB	SO	WP	BK	BAA
2012	DSL Twins	0-4	3.06	14	14	0	0	0	53.0	53	24	18	0	5	16	27	4	1	.275
2013	GCL Twins	2-0	2.33	8	2	0	0	0	19.1	20	5	5	1	1	5	12	2	0	.274
<b>Minor League Totals</b>		<b>2-4</b>	<b>2.86</b>	<b>22</b>	<b>16</b>	<b>0</b>	<b>0</b>	<b>0</b>	<b>72.1</b>	<b>73</b>	<b>29</b>	<b>23</b>	<b>1</b>	<b>6</b>	<b>21</b>	<b>39</b>	<b>6</b>	<b>1</b>	<b>.274</b>

**DEL ROSARIO, EDUARDO ANTONIO****PITCHER****HEIGHT:** 6-0**BATS:** R**BORN:** 05/19/1995 in Yamasa, DR**WEIGHT:** 150**THROWS:** R**RESIDES:** Yamasa, DR**SIGNED BY:** Fred Guerrero**SCHOOL:** --**HOW OBTAINED:** Signed as an undrafted free agent, December 21, 2012**2013:** Played entire season with DSL Twins...tied for the team lead with nine starts.



YEAR	TEAM	W-L	ERA	G	GS	CG	SH	SV	IP	H	R	ER	HR	HB	BB	SO	WP	BK	BAA
2013	DSL Twins	2-3	2.03	15	9	0	0	1	44.1	22	19	10	1	6	25	30	10	0	.154
Minor League Totals		2-3	2.03	15	9	0	0	1	44.1	22	19	10	1	6	25	30	10	0	.154

#### DIAZ, LEWIN JOSE

OUTFIELDER

HEIGHT: 6-3

BATS: L

BORN: 11/19/1996 in Santiago de los Caball, DR

WEIGHT: 180

THROWS: L

RESIDES: Santiago de los Caball, DR

SIGNED BY: Fred Guerrero

SCHOOL: --

HOW OBTAINED: Signed as an undrafted free agent, July 2, 2013.

YEAR	TEAM	AVG	G	AB	R	H	2B	3B	HR	RBI	SH	SF	HB	BB	SO	SB	CS	E	OBP
2014	Will be his first season in professional baseball.																		

#### DUFFEY, TYLER BLINN

PITCHER

HEIGHT: 6-3

BATS: R

BORN: 12/27/1990 in Houston, TX

WEIGHT: 230

THROWS: R

RESIDES: Houston, TX

SIGNED BY: Greg Runser

SCHOOL: Rice University

HOW OBTAINED: Twins 5th round pick in the 2012 First-Year Player Draft.

2013: Began season with Single-A Cedar Rapids and made nine starts...named a Midwest League Midseason All-Star...transferred to Single-A Ft. Myers and made nine starts and six relief appearances...combined to post a 3.64 ERA (121.0 IP, 49 ER), which was 10th best in the Twins minor league system...2012: Played entire season with Rookie Elizabethton making 12 relief appearances...PERSONAL: Was named MVP of the 2011 Conference-USA championship...finished third in the league with 30 appearances and eighth with 76 strikeouts in 2011...led Rice with four saves as a freshman in 2010.

YEAR	TEAM	W-L	ERA	G	GS	CG	SH	SV	IP	H	R	ER	HR	HB	BB	SO	WP	BK	BAA
2012	Elizabethton	2-0	1.42	12	0	0	0	2	19.1	10	3	3	1	0	2	27	1	0	.154
2013	Cedar Rapids	3-2	2.78	9	9	0	0	0	58.1	49	19	18	5	1	6	47	0	0	.221
	Ft. Myers	4-5	4.45	15	9	0	0	0	62.2	67	37	31	3	4	17	44	4	0	.272
Minor League Totals		9-7	3.34	36	18	0	0	2	140.0	126	59	52	9	5	25	118	5	0	.236

#### EADES, RYAN NELSON

PITCHER

HEIGHT: 6-3

BATS: S

BORN: 12/15/1991 in Slidell, LA

WEIGHT: 195

THROWS: R

RESIDES: Slidell, LA

SIGNED BY: Greg Runser

SCHOOL: Louisiana State University

HOW OBTAINED: Twins 2nd round pick in the 2013 First-Year Player Draft.

YEAR	TEAM	W-L	ERA	G	GS	CG	SH	SV	IP	H	R	ER	HR	HB	BB	SO	WP	BK	BAA
2013	Elizabethton	0-0	4.60	10	0	0	0	0	15.2	13	9	8	0	2	12	13	3	0	.236
Minor League Totals		0-0	4.60	10	0	0	0	0	15.2	13	9	8	0	2	12	13	3	0	.236

#### EASTON, BRANDON MICHAEL

PITCHER

HEIGHT: 6-5

BATS: L

BORN: 9/21/1992 in Chardon, OH

WEIGHT: 197

THROWS: L

RESIDES: Rome, OH

SIGNED BY: Jay Weitzel

SCHOOL: Lakeland Community College

HOW OBTAINED: Twins 24th round pick in the 2013 First-Year Player Draft.

YEAR	TEAM	W-L	ERA	G	GS	CG	SH	SV	IP	H	R	ER	HR	HB	BB	SO	WP	BK	BAA
2013	GCL Twins	1-3	7.45	10	3	0	0	0	19.1	25	21	16	0	0	13	11	4	0	.313
Minor League Totals		1-3	7.45	10	3	0	0	0	19.1	25	21	16	0	0	13	11	4	0	.313

#### ENCARNACION, FRANK CARLOS

OUTFIELDER

HEIGHT: 6-00

BATS: R

BORN: 11/1/1995 in Santo Domingo Este, DR

WEIGHT: 205

THROWS: L

RESIDES: Sabana Perdida, DR

SIGNED BY: Fred Guerrero

SCHOOL: --

HOW OBTAINED: Signed as an undrafted free agent, May 7, 2013.

2013: Led the DSL Twins with 13 doubles and tied for team lead with two home runs.

YEAR	TEAM	AVG	G	AB	R	H	2B	3B	HR	RBI	SH	SF	HB	BB	SO	SB	CS	E	OBP
2013	DSL Twins	.273	39	139	15	38	13	2	2	25	0	2	4	13	32	6	3	2	.348
Minor League Totals		.273	39	139	15	38	13	2	2	25	0	2	4	13	32	6	3	2	.348

#### FARRIS, ERIC

SECOND BASEMAN

HEIGHT: 5-9

BATS: R

BORN: 3/3/1986 in Sacramento, CA

WEIGHT: 180

THROWS: R

RESIDES: Sacramento, CA

ORIGINALLY SIGNED BY: Brewers fourth round pick in 2007 First-Year Player Draft.

SCHOOL: Loyola Marymount University

HOW OBTAINED: Signed as a minor league free agent, March 30, 2013.

2013: Spent the majority of the season with Triple-A Rochester after signing as a minor league free agent March 30...was second among all Red Wings in stolen bases, games and hits...his 23 stolen bases were fifth most in Twins minor league system...2012: Appeared in 131 games with Triple-A Nashville...recorded 10-game hi-streak on July 18-27 and season-high 11-game hit-streak August 17-27...hit .320 (62-for-194) with 29 runs scored, 12 doubles, one triple, six home runs and 14 RBI at the Triple-A All-Star Break...recalled to Milwaukee on August 31...recorded first career hit (a single) as a pinch hitter on September 29 vs. Houston (1-for-1)...selected by the Mariners from the Brewers in the minor league phase of the Rule V Draft following the 2012 season...2011: Entered the season as the seventh best prospect in the Brewers organization according to *Baseball America*...batted .271 with six home runs, 55 RBI and 21 stolen bases in 134 games at Nashville...was recalled by Milwaukee on July 28 after Rickie Weeks went on the disabled list...was optioned back the next day after Felipe Lopez joined the team...grounded out as a pinch hitter in his only game with the Brewers on July 28 vs. Chicago-NL...2010: Batted .274 with two home runs, 15 RBI and 14 stolen bases in 60 games at Nashville...was on the disabled list from April 30-July 22 with a torn ligament in his right knee...also appeared in 10 rehab games with the Rookie Arizona Brewers...played for the Surprise Rafterers in the Arizona Fall League...2009: Hit



.298 with seven home runs, 49 RBI and 70 stolen bases in 124 games at Single-A Brevard County...was named to the Florida State League's Mid- and Postseason All-Star teams...his 70 steals led the Florida State League and tied for third in all of minor league baseball...among the FSL leaders in hits (3rd, 141), batting average (4th, .298) and runs (5th, 68)...led all of minor league baseball with 26 sacrifice bunts...was named the Brewers organizational Player of the Month for August (.400, 1 HR, 10 RBI, 19 SB)...was named Florida State League Player of the Week for August 31-September 7 (.350, 1 HR, 10 RBI, 5 SB)...**2008:** Batted .293 with three home runs, 54 RBI and 32 stolen bases in 103 games at Single-A West Virginia...had the fewest strikeouts per plate appearances in the South Atlantic League (1 K/9.84 PA)...**2007:** Hit .326 with one home run, 34 RBI and 21 stolen bases in 63 games at Rookie Level Helena...was a Pioneer League All-Star...ranked third in the league in stolen bases (21)...had the fewest strikeouts per plate appearances in the Pioneer League (1 K/12.23 PA)...**PERSONAL:** Graduated from Hamilton (AZ) High School in 2004...selected by Atlanta in the 42nd round of the First-Year Player Draft, but did not sign...attended Loyola Marymount University from 2005-07...selected by Milwaukee in the 4th round of the First-Year Player Draft.

YEAR	TEAM	AVG	G	AB	R	H	2B	3B	HR	RBI	SH	SF	HB	BB	SO	SB	CS	E	OBP
2007	Helena	.326	63	239	34	78	16	2	1	34	9	3	2	16	22	21	5	7	.369
2008	West Virginia	.293	103	454	73	133	21	4	3	54	4	5	5	24	50	32	10	18	.332
2009	Brevard County	.298	124	473	68	141	18	1	7	49	26	3	3	29	46	70	6	10	.341
2010	AZL Brewers	.250	10	32	5	8	5	0	1	9	0	2	0	1	3	1	0	0	.257
	Nashville	.274	60	230	28	63	9	1	2	15	5	1	4	9	25	14	2	4	.311
2011	Milwaukee	.000	1	1	0	0	0	0	0	0	0	0	0	0	0	0	0	0	.000
	Nashville	.271	134	538	70	146	26	5	6	55	14	4	6	32	70	21	7	17	.317
2012	Nashville	.286	131	483	63	138	21	1	7	31	8	4	6	27	56	35	13	8	.329
	Milwaukee	.125	13	8	1	1	0	0	0	0	0	0	0	1	2	1	0	0	.222
2013	New Britain	.500	1	2	1	1	0	0	0	0	0	0	0	1	1	0	1	0	.667
	Rochester	.248	117	404	44	100	13	2	3	31	7	5	2	31	53	23	5	3	.301
<b>Minor League Totals</b>		<b>.283</b>	<b>743</b>	<b>2855</b>	<b>386</b>	<b>808</b>	<b>129</b>	<b>16</b>	<b>30</b>	<b>278</b>	<b>73</b>	<b>27</b>	<b>28</b>	<b>170</b>	<b>326</b>	<b>217</b>	<b>49</b>	<b>67</b>	<b>.327</b>
<b>Major League Totals</b>		<b>.111</b>	<b>14</b>	<b>9</b>	<b>1</b>	<b>1</b>	<b>0</b>	<b>0</b>	<b>0</b>	<b>0</b>	<b>0</b>	<b>0</b>	<b>0</b>	<b>1</b>	<b>2</b>	<b>1</b>	<b>0</b>	<b>0</b>	<b>.200</b>

#### FERNANDEZ, JORGE JHAMIL [JAY]

CATCHER

**HEIGHT:** 6-3  
**WEIGHT:** 211  
**SIGNED BY:** Hector Otero  
**HOW OBTAINED:** Twins 7th round pick in the 2012 First-Year Player Draft.

**BATS:** S  
**THROWS:** R  
**SCHOOL:** Colegio Hector Urdaneta (PR) High School

**BORN:** 3/30/1994 in Yabucoa, PR  
**RESIDES:** Yabucoa, PR

YEAR	TEAM	AVG	G	AB	R	H	2B	3B	HR	RBI	SH	SF	HB	BB	SO	SB	CS	E	OBP
2012	GCL Twins	.263	30	99	9	26	2	0	0	10	1	1	1	3	27	1	0	3	.288
2013	GCL Twins	.236	36	123	14	29	7	2	3	19	0	3	2	6	19	2	1	2	.276
<b>Minor League Totals</b>		<b>.248</b>	<b>66</b>	<b>222</b>	<b>23</b>	<b>55</b>	<b>9</b>	<b>2</b>	<b>3</b>	<b>29</b>	<b>1</b>	<b>4</b>	<b>3</b>	<b>9</b>	<b>46</b>	<b>3</b>	<b>1</b>	<b>5</b>	<b>.282</b>

#### FERREIRA, ANDREW DAVID

PITCHER

**HEIGHT:** 6-2  
**WEIGHT:** 223  
**SIGNED BY:** John Wilson  
**HOW OBTAINED:** Twins 32nd round pick in the 2012 First-Year Player Draft.

**BATS:** L  
**THROWS:** L  
**SCHOOL:** Harvard University

**BORN:** 10/22/1990 in Rehoboth, MA  
**RESIDES:** Rehoboth, MA

YEAR	TEAM	W-L	ERA	G	GS	CG	SH	SV	IP	H	R	ER	HR	HB	BB	SO	WP	BK	BAA
2012	Elizabethton	2-0	1.80	10	0	0	0	0	10.0	7	2	2	0	1	7	13	1	0	.206
2013	Elizabethton	1-0	2.57	13	0	0	0	0	21.0	11	6	6	1	3	14	30	3	1	.162
<b>Minor League Totals</b>		<b>3-0</b>	<b>2.32</b>	<b>23</b>	<b>0</b>	<b>0</b>	<b>0</b>	<b>0</b>	<b>31.0</b>	<b>18</b>	<b>8</b>	<b>8</b>	<b>1</b>	<b>4</b>	<b>21</b>	<b>43</b>	<b>4</b>	<b>1</b>	<b>.176</b>

#### FRANCO, EDWIN

SHORTSTOP

**HEIGHT:** 5-11  
**WEIGHT:** 160  
**SIGNED BY:** Fred Guerrero  
**HOW OBTAINED:** Signed as an undrafted free agent, January 21, 2014.

**BATS:** R  
**THROWS:** R  
**SCHOOL:** --

**BORN:** 10/7/1994 in Barahona, DR  
**RESIDES:** Bani, DR

YEAR	TEAM	AVG	G	AB	R	H	2B	3B	HR	RBI	SH	SF	HB	BB	SO	SB	CS	E	OBP
2014	Will be his first season in professional baseball.																		

#### FULLER, JAMES [JIM]

PITCHER

**HEIGHT:** 5-10  
**WEIGHT:** 175  
**ORIGINALLY SIGNED BY:** Mets 21st round pick in the 2008 First-Year Player Draft.  
**HOW OBTAINED:** Signed as a minor league free agent, December 18, 2013.

**BATS:** L  
**THROWS:** L  
**SCHOOL:** Southern Connecticut State

**BORN:** 6/1/87 in Marlborough, MA  
**RESIDES:** Marlborough, MA

**2010:** Named a South Atlantic League Postseason All-Star...named SAL Most Outstanding pitcher...**2009:** Named a New York-Penn League All-Star.



YEAR	TEAM	W-L	ERA	G	GS	CG	SH	SV	IP	H	R	ER	HR	HB	BB	SO	WP	BK	BAA
2008	Brooklyn	2-0	1.00	8	1	0	0	1	18.0	15	2	2	0	0	5	22	1	0	.238
2009	Brooklyn	3-6	2.86	12	11	1	0	0	63.0	58	24	20	4	3	15	67	4	1	.250
2010	Savannah	8-3	1.93	19	19	0	0	0	107.1	92	36	23	1	3	29	99	4	1	.229
	St. Lucie	3-2	3.38	5	5	0	0	0	24.0	26	10	9	2	1	9	25	2	0	.274
2011		0-0	0.00	0	0	0	0	0	0.0	0	0	0	0	0	0	0	0	0	--
2012	St. Lucie	0-0	1.93	3	0	0	0	0	4.2	7	1	1	0	1	2	5	0	0	.350
	Savannah	3-5	6.15	11	10	0	0	0	41.0	41	30	28	3	2	14	39	2	0	.255
2013	St. Lucie	1-0	0.84	16	0	0	0	0	32.0	15	4	3	1	1	16	31	0	0	.142
	Binghamton	3-2	7.50	9	0	0	0	0	18.0	18	16	15	1	1	9	27	1	0	.250
Minor League Totals		23-18	2.95	83	46	1	0	1	308.0	272	123	101	12	12	99	315	14	2	.237

#### GALLANT, JUSTIN DALLAS [DALLAS]

PITCHER

HEIGHT: 6-3

WEIGHT: 190

SIGNED BY: Greg Runser

HOW OBTAINED: Twins 23rd round pick in the 2010 First-Year Player Draft.

BATS: R

THROWS: R

SCHOOL: Sam Houston State University

BORN: 1/25/1989 in Huntsville, TX

RESIDES: Trinity, TX

YEAR	TEAM	W-L	ERA	G	GS	CG	SH	SV	IP	H	R	ER	HR	HB	BB	SO	WP	BK	BAA
2010	Elizabethton	2-0	1.98	6	0	0	0	0	13.2	9	3	3	2	1	5	15	0	1	.184
2011	Elizabethton	Injured - Did Not Play																	
2012	Elizabethton	0-0	0.00	5	0	0	0	1	6.0	3	0	0	0	0	0	8	0	0	.143
	Beloit	1-0	2.53	9	0	0	0	1	10.2	6	4	3	0	0	8	14	0	0	.167
2013	Elizabethton	2-1	5.40	8	0	0	0	0	10.0	8	6	6	0	1	4	8	0	0	.229
	Cedar Rapids	1-0	5.51	14	0	0	0	1	16.1	13	11	10	3	0	13	28	3	0	.213
Minor League Totals		6-1	3.49	42	0	0	0	3	56.2	39	24	22	5	2	30	73	3	1	.193

#### GARVER, MITCHELL LYNN [MITCH]

CATCHER

HEIGHT: 6-1

WEIGHT: 214

SIGNED BY: Ted Williams

HOW OBTAINED: Twins 9th round pick in the 2013 First-Year Player Draft.

BATS: R

THROWS: R

SCHOOL: University of New Mexico

BORN: 1/15/1991 in Albuquerque, NM

RESIDES: Albuquerque, NM

2013: Began professional career with Rookie Elizabethton...led the E-Twins in doubles and tied for the team lead in RBI... tied fourth in the Appalachian League in doubles.

YEAR	TEAM	AVG	G	AB	R	H	2B	3B	HR	RBI	SH	SF	HB	BB	SO	SB	CS	E	OBP
2013	Elizabethton	.243	56	202	16	49	15	2	2	30	1	1	2	19	31	0	0	0	.313
Minor League Totals		.243	56	202	16	49	15	2	2	30	1	1	2	19	31	0	0	0	.313

#### GIBBONS, SAM NORMAN

PITCHER

HEIGHT: 6-4

WEIGHT: 200

SIGNED BY: Howard Norsetter

HOW OBTAINED: Signed as an undrafted free agent, July 2, 2011.

BATS: L

THROWS: R

SCHOOL: --

BORN: 12/12/1993 in Geelong, Victoria, Australia

RESIDES: Highton, Victoria, Australia

YEAR	TEAM	W-L	ERA	G	GS	CG	SH	SV	IP	H	R	ER	HR	HB	BB	SO	WP	BK	BAA
2012	GCL Twins	4-1	2.29	10	6	0	0	0	35.1	28	10	9	1	5	8	22	4	0	.228
2013	GCL Twins	3-3	1.91	13	8	0	0	0	42.1	40	16	9	0	4	10	30	4	1	.250
Minor League Totals		7-4	2.09	23	14	0	0	0	77.2	68	26	18	1	9	18	52	8	1	.240

#### GILBERT, BRIAN CHARLES

PITCHER

HEIGHT: 6-1

WEIGHT: 222

SIGNED BY: John Wilson

HOW OBTAINED: Twins 7th round pick in the 2013 First-Year Player Draft.

BATS: R

THROWS: R

SCHOOL: Seton Hall University

BORN: 8/9/1992 in Lakewood, NJ

RESIDES: Toms River, NJ

2013: Began professional career with Rookie Elizabethton...allowed just one hit, one walk and no runs while striking out seven in first five appearances...transferred to Single-A Cedar Rapids and allowed just two runs in 13 appearances...converted all five of save opportunities for the Kernels.

YEAR	TEAM	W-L	ERA	G	GS	CG	SH	SV	IP	H	R	ER	HR	HB	BB	SO	WP	BK	BAA
2013	Elizabethton	1-0	0.00	5	0	0	0	1	6.0	1	0	0	0	0	1	7	0	0	.050
	Cedar Rapids	1-1	1.06	13	0	0	0	5	17.0	12	2	2	0	0	7	3	0	0	.190
Minor League Totals		2-1	0.78	18	0	0	0	6	23.0	13	2	2	0	0	1	14	3	0	.157

#### GILMARTIN, SEAN PATRICK

PITCHER

SEE PAGE 68

#### GOLDSMITH, CARSON STANHOPE

PITCHER

HEIGHT: 6-3

WEIGHT: 206

SIGNED BY: Greg Runser

HOW OBTAINED: Twins 28th round pick in the 2012 First-Year Player Draft.

BATS: R

THROWS: R

SCHOOL: Northwestern State University (LA)

BORN: 7/25/1990 in Austin, TX

RESIDES: Austin, TX



YEAR	TEAM	W-L	ERA	G	GS	CG	SH	SV	IP	H	R	ER	HR	HB	BB	SO	WP	BK	BAA
2012	GCL Twins	0-0	6.75	3	0	0	0	0	4.0	3	4	3	0	0	5	5	2	0	.231
2013	Elizabethton	1-2	5.50	14	0	0	0	1	18.0	19	11	11	1	0	10	29	3	0	.271
Minor League Totals		1-2	5.73	17	0	0	0	1	22.0	22	15	14	1	0	15	34	5	0	.265

#### GONSALVES, STEPHEN WILLIAM

PITCHER

HEIGHT: 6-5

BATS: L

BORN: 7/8/1994 in San Diego, CA

WEIGHT: 210

THROWS: L

RESIDES: San Marcos, CA

SIGNED BY: John Leavitt

SCHOOL: Cathedral Catholic (CA) High School

HOW OBTAINED: Twins 4th round pick in the 2013 First-Year Player Draft.

2013: Began professional career with the GCL Twins allowing just one run in 14.1 innings...transferred to Rookie Elizabethton in middle of August and made three starts, striking out 21 and walking four.

YEAR	TEAM	W-L	ERA	G	GS	CG	SH	SV	IP	H	R	ER	HR	HB	BB	SO	WP	BK	BAA
2013	GCL Twins	1-0	0.63	5	2	0	0	0	14.1	8	1	1	0	0	7	18	0	0	.163
	Elizabethton	1-1	1.29	3	3	0	0	0	14.0	10	2	2	0	0	4	21	2	1	.200
Minor League Totals		2-1	0.95	8	5	0	0	0	28.1	18	3	3	0	0	11	39	2	1	.182

#### GONZALES, MICHAEL JOSEPH [MIKE]

FIRST BASEMAN

HEIGHT: 6-6

BATS: L

BORN: 6/16/1988 in Hayward, CA

WEIGHT: 265

THROWS: R

RESIDES: Brentwood, CA

SIGNED BY: Mike Eaglin

SCHOOL: Diablo Valley College

HOW OBTAINED: Twins 9th round pick in the 2008 First-Year Player Draft.

2013: Began season with Single-A Ft. Myers...promoted to Single-A Cedar Rapids in late July...combined to hit 10 home runs, his most since hitting 15 in 2011 with Single-A Beloit...2012: Played in 72 games before being placed on the disabled list with a left elbow injury...2011: Played the entire season with Single-A Beloit...posted a career-high 412 at-bats...2010: Played the entire season with Single-A Beloit...finished the season third in home runs and slugging percentage...2009: Recorded at least one hit in 45 of 56 games played...had 18 multi-hit games...in four games from July 22-25, had three home runs, 12 RBI, two walks and scored five runs while hitting .625 (10-for-16)...had season-high 11-game hit-streak to start the season...named Appalachian League Player of the Week July 20...was fourth in the Appalachian League in RBI and 10th in batting average...was second on team in RBI and third in home runs and games.

YEAR	TEAM	AVG	G	AB	R	H	2B	3B	HR	RBI	SH	SF	HB	BB	SO	SB	CS	E	OBP
2008	GCL Twins	.331	40	130	14	43	10	1	3	23	0	3	4	10	36	0	1	2	.387
2009	Elizabethton	.304	56	214	42	65	11	1	8	43	0	3	1	21	64	0	1	6	.364
2010	Beloit	.236	94	326	47	77	27	0	13	52	0	2	6	36	107	0	0	12	.322
2011	Beloit	.289	116	412	66	119	27	1	15	76	0	7	5	53	105	4	0	11	.371
2012	Ft. Myers	.244	72	225	28	55	12	0	6	27	1	5	5	30	69	0	0	7	.340
2013	Ft. Myers	.238	18	63	16	15	1	1	4	15	0	3	1	10	17	0	0	0	.338
	GCL Twins	.313	5	16	2	5	0	0	1	2	0	0	0	3	6	0	0	2	.421
	Cedar Rapids	.252	29	103	17	26	7	0	5	18	0	4	6	7	22	1	0	1	.325
Minor League Totals		.272	431	1492	232	406	95	4	55	256	1	27	28	170	426	5	2	41	.352

#### GONZALEZ, MIGUEL ANTONIO

PITCHER

HEIGHT: 6-1

BATS: R

BORN: 10/12/1994 in La Vega, DR

WEIGHT: 204

THROWS: R

RESIDES: La Vega, DR

SIGNED BY: Fred Guerrero

SCHOOL: --

HOW OBTAINED: Signed as an undrafted free agent, July 2, 2011.

2013: Spent entire season with the GCL Twins, making 20 relief appearances...led the Twins and was tied second in the GCL with five holds...led all Twins relievers with 33 strikeouts.

YEAR	CLUB	W-L	ERA	G	GS	CG	SH	SV	IP	H	R	ER	HR	HB	BB	SO	WP	BK	BAA
2012	DSL Twins	1-4	2.01	12	12	0	0	0	44.2	36	25	10	1	2	20	35	2	1	.211
2013	GCL Twins	0-0	1.05	20	0	0	0	3	25.2	20	6	3	0	3	9	33	1	1	.215
Minor League Totals		1-4	1.66	32	12	0	0	3	70.1	56	31	13	1	5	29	68	3	2	.212

#### GOODRUM, CARTIER NIKO [NIKO]

SHORTSTOP

HEIGHT: 6-4

BATS: S

BORN: 2/28/1992 in Atlanta, GA

WEIGHT: 188

THROWS: R

RESIDES: Jonesboro, GA

SIGNED BY: Jack Powell

SCHOOL: Fayette County (GA) High School

HOW OBTAINED: Twins 2nd round pick in the 2010 First-Year Player Draft.

2013: Spent entire season with Single-A Cedar Rapids as the every day shortstop...20 steals were second on the team to Byron Buxton...played all four infield positions throughout the season...named a Midwest League Midseason All-Star...2012: Ranked third on team in RBI...ranked No. 20 among Twins prospects by MLB.com entering the 2013 season...2011: Played entire season with Rookie Elizabethton...played in 59 games...recorded 56 hits...ranked 19th best prospect in Twins organization by *Baseball America* entering 2012...2010: Began professional career in Gulf Coast League after signing on June 22...played four games in the outfield, 16 at shortstop, six at third base and 10 at second base...ranked as having the best infield arm in the Twins system and 19th best prospect by *Baseball America*.

YEAR	TEAM	AVG	G	AB	R	H	2B	3B	HR	RBI	SH	SF	HB	BB	SO	SB	CS	E	OBP
2010	GCL Twins	.161	36	118	10	19	4	0	0	5	0	1	0	9	34	4	2	9	.219
2011	Elizabethton	.275	59	204	39	56	10	3	2	20	0	1	4	21	56	8	1	25	.352
2012	Elizabethton	.242	58	227	38	55	12	8	4	38	0	3	1	38	56	6	3	18	.349
2013	Cedar Rapids	.260	103	385	62	100	22	4	4	45	4	2	4	60	105	20	4	27	.364
Minor League Totals		.246	256	934	149	230	48	15	10	108	4	7	9	128	251	38	10	79	.340



**GRANITE, ZACHARY THOMAS [ZACH]****OUTFIELDER****HEIGHT:** 5-11**BATS:** L**BORN:** 9/17/1992 in Staten Island, NY**WEIGHT:** 167**THROWS:** L**RESIDES:** Staten Island, NY**SIGNED BY:** John Wilson**SCHOOL:** Seton Hall University**HOW OBTAINED:** Twins 14th round pick in the 2013 First-Year Player Draft.

**2013:** Began professional career with Rookie Elizabethton as an every day outfielder...led team in at-bats, runs, hits, walks and stolen bases and tied for team lead in triples...led Appalachian League in at-bats, was tied third in hits and stolen bases, tied fourth in games played and was fifth in runs.

YEAR	TEAM	AVG	G	AB	R	H	2B	3B	HR	RBI	SH	SF	HB	BB	SO	SB	CS	E	OBP
2013	Elizabethton	.285	61	242	39	69	4	5	0	24	2	3	2	29	25	14	7	3	.362
Minor League Totals		.285	61	242	39	69	4	5	0	24	2	3	2	29	25	14	7	3	.362

**GRIMES, TYLER EDWARD****CATCHER****HEIGHT:** 5-11**BATS:** R**BORN:** 7/3/1990 in Wichita, KS**WEIGHT:** 196**THROWS:** R**RESIDES:** Andale, KS**SIGNED BY:** JR DiMercurio**SCHOOL:** Wichita State University**HOW OBTAINED:** Twins 5th round pick in the 2011 First-Year Player Draft.

**2013:** Spent entire season at Single-A Cedar Rapids...played 43 games at catcher and 13 at second base...**2012:** Midwest League All-Star Game selection.

YEAR	TEAM	AVG	G	AB	R	H	2B	3B	HR	RBI	SH	SF	HB	BB	SO	SB	CS	E	OBP
2011	Beloit	.225	42	138	22	31	5	4	4	17	1	1	6	13	53	5	2	6	.316
2012	Beloit	.202	105	322	50	65	17	3	7	30	3	2	11	43	99	7	6	28	.315
2013	Cedar Rapids	.256	89	293	54	75	11	4	6	30	3	2	13	45	87	3	1	7	.377
Minor League Totals		.227	236	753	126	171	33	11	17	77	7	5	30	101	239	15	9	41	.340

**GRUVER, STEVEN MARK****PITCHER****HEIGHT:** 6-2**BATS:** L**BORN:** 6/30/1989 in Pittsburgh, PA**WEIGHT:** 209**THROWS:** L**RESIDES:** Canfield, OH**SIGNED BY:** Jack Powell**SCHOOL:** University of Tennessee**HOW OBTAINED:** Twins 7th round pick in the 2011 First-Year Player Draft.

**2012:** Ranked second on team in innings pitched...ranked third on the team in wins.

YEAR	CLUB	W-L	ERA	G	GS	CG	SH	SV	IP	H	R	ER	HR	HB	BB	SO	WP	BK	BAA
2011	Elizabethton	1-0	3.45	23	0	0	0	1	31.1	30	13	12	1	3	10	32	7	0	.252
2012	Beloit	7-8	3.61	30	18	0	0	0	114.2	126	61	46	8	6	29	68	14	1	.282
2013	Cedar Rapids	5-2	2.45	24	2	0	0	3	58.2	50	22	16	6	0	16	62	0	1	.226
	Ft. Myers	0-0	3.98	9	0	0	0	0	20.1	20	9	9	1	0	13	14	3	0	.263
Minor League Totals		13-10	3.32	86	20	0	0	4	225.0	226	105	83	16	9	68	176	24	2	.262

**GUERRA, DEOLIS ALEXANDER****PITCHER**

SEE PAGE 69

**GUERRIER, MATTHEW OLSON [MATT]****PITCHER**

SEE PAGES 70-71

**GUYER, JOSHUA ALEXANDER****PITCHER****HEIGHT:** 6-2**BATS:** R**BORN:** 5/27/1994 in Tamworth, New South Wales, Australia**WEIGHT:** 194**THROWS:** R**RESIDES:** Sydney, Australia**SIGNED BY:** Howard Norsetter**SCHOOL:** --**HOW OBTAINED:** Signed as an undrafted free agent, July 26, 2012.

YEAR	TEAM	W-L	ERA	G	GS	CG	SH	SV	IP	H	R	ER	HR	HB	BB	SO	WP	BK	BAA
2013	GCL Twins	1-2	5.30	15	0	0	0	0	18.2	18	15	11	2	2	13	22	5	0	.254
Minor League Totals		1-2	5.30	15	0	0	0	0	18.2	18	15	11	2	2	13	22	5	0	.254

**GUZMAN, MANUEL ANGEL****INFIELDER****HEIGHT:** 5-10**BATS:** S**BORN:** 2/10/1995 in Santo Domingo Norte, DR**WEIGHT:** 155**THROWS:** R**RESIDES:** Santo Domingo Norte, DR**SIGNED BY:** Fred Guerrero**SCHOOL:** --**HOW OBTAINED:** Signed as an undrafted free agent, May 7, 2013.

YEAR	TEAM	AVG	G	AB	R	H	2B	3B	HR	RBI	SH	SF	HB	BB	SO	SB	CS	E	OBP
2013	DSL Twins	.291	44	151	29	44	4	3	1	16	5	2	3	24	19	14	11	10	.394
Minor League Totals		.291	44	151	29	44	4	3	1	16	5	2	3	24	19	14	11	10	.394

**HAAR, BRYAN JACOB****FIRST BASEMAN****HEIGHT:** 6-3**BATS:** R**BORN:** 12/9/1989 in San Diego, CA**WEIGHT:** 211**THROWS:** R**RESIDES:** San Diego, CA**SIGNED BY:** John Leavitt**SCHOOL:** University of San Diego**HOW OBTAINED:** Twins 34th round pick in the 2012 First-Year Player Draft.



**2013:** Played one game with Single-A Ft. Myers and spent the remainder of the season with Rookie Elizabethton...led E-Twins in average, home runs, total bases (110), and was tied for the lead in triples and RBI...split time playing in 24 games at first base and 24 at third base...tied for the Appalachian League lead with 25 extra-base hits...110 total bases were second in the Appy League, .474 slugging percentage, 68 hits and 232 at-bats were fifth most... .295 combined batting average was the ninth highest average in the Twins minor league system.

YEAR	TEAM	AVG	G	AB	R	H	2B	3B	HR	RBI	SH	SF	HB	BB	SO	SB	CS	E	OBP
2012	GCL Twins	.250	44	148	12	37	9	1	1	14	0	2	3	13	35	3	3	4	.319
2013	Ft. Myers	.500	1	2	1	1	1	0	0	1	0	0	0	1	1	0	0	0	.667
	Elizabethton	.293	60	232	33	68	14	5	6	30	1	2	0	18	59	7	4	7	.341
<b>Minor League Totals</b>		<b>.277</b>	<b>105</b>	<b>382</b>	<b>46</b>	<b>106</b>	<b>24</b>	<b>6</b>	<b>7</b>	<b>45</b>	<b>1</b>	<b>4</b>	<b>3</b>	<b>32</b>	<b>95</b>	<b>10</b>	<b>7</b>	<b>11</b>	<b>.335</b>

## HAMBURGER, MARK JOHN

## PITCHER

**HEIGHT:** 6-4

**BATS:** R

**BORN:** 02/05/1987 in Saint Paul, MN

**WEIGHT:** 195

**THROWS:** R

**RESIDES:** Shoreview, MN

**SIGNED BY:** Mark Wilson

**SCHOOL:** Mesabi Range College

**HOW OBTAINED:** Signed as a minor league free agent, September 22, 2013

**2013:** Spent the entire season with the Independent League St. Paul Saints...signed by the Twins as a minor league free agent September 22...**2011:** Combined to go 8-4 with a 3.39 ERA (82.1 IP, 31 ER) in 42 games (4 starts), allowing 25 walks against just 70 strikeouts with a 1.093 WHIP figure at the minor league level with Double-A Frisco and Triple-A Round Rock prior to having contract purchased from the Express on August 30...made big league debut one night later on August 31, tossing scoreless 9th inning in 4-1 loss to Tampa Bay...retired first 4 batters he faced in first road appearance on September 3 at Boston, but allowed 4 of next 5 batters to reach and was charged with season-high three runs...registered three strikeouts in outing, including Adrian Gonzalez twice...allowed just one run over final three appearances, a span of 5.0 innings...earned first career victory on September 26 at Los Angeles-AL, working in long relief (3.2 IP, 1 ER) of C.J. Wilson, who made an abbreviated start that night in anticipation of the postseason...four of five appearances came in Texas losses...**2010:** Split campaign between Bakersfield and Frisco...combined to go 4-2 with a 2.20 ERA (65.1 IP, 16 ER), 21 saves, and 69 strikeouts...led all Texas farmhands in saves...converted 21-of-26 save chances overall...limited opposing right-handers to a .192 average (24-for-125), while opponents batted .236 (58-for-246) overall...opened season with Bakersfield, leading the Blaze with 18 saves...tossed 19.1 consecutive scoreless innings over 17 outings from June 17-July 29...promoted to Frisco on July 30...did not allow an earned run in July and was honored with Rangers minor league Reliever of the Month honors after going 2-0 with nine saves over 14 appearances...allowed two earned runs in 1.0 inning in second outing with Frisco on August 4 vs. Midland, ending scoreless inning streak at 20.1 innings...recorded a season-high six strikeouts over 2.0 innings on August 6...**2009:** Spent the entire season with Hickory, appearing in a team-high 41 games...allowed 9-of-23 inherited runners to score...posted a 2.00 ERA (18.0 IP, 4 ER) over his first 12 appearances with the Crawdads...placed on the DL July 29 with a calf strain...activated from the disabled list on August 10...**2008:** Split season between Elizabethton and Clinton...combined to go 1-2, 3.98 ERA (40.2 IP, 18 ER) with 16 saves in 31 games between Elizabethton and Clinton...named to the Appalachian League Postseason All-Star team...went 13-for-14 in save situations...acquired from Minnesota in exchange for Eddie Guardado on August 25...posted a 2.25 ERA (4.0 IP, 1 ER) with three saves in four games with Clinton following the trade...**2007:** Spent first professional season with GCL Twins...went 2-1, 1.20 ERA (15.0 IP, 2 ER) in eight games.

YEAR	TEAM	W-L	ERA	G	GS	CG	SH	SV	IP	H	R	ER	HR	HB	BB	SO	WP	BK	BAA
2007	GCL Twins	2-1	1.20	8	0	0	0	0	15.0	12	4	2	0	0	4	12	1	1	.203
2008	Elizabethton	1-2	4.17	27	0	0	0	13	36.2	35	19	17	2	0	13	40	6	0	.250
	Clinton	0-0	2.25	4	0	0	0	3	4.0	5	1	1	0	0	2	0	0	0	.313
2009	Hickory	2-9	4.75	41	0	0	0	1	66.1	79	49	35	8	3	25	55	9	0	.282
2010	Bakersfield	3-2	1.77	37	0	0	0	18	45.2	38	12	9	3	0	18	49	3	0	.221
	Frisco	1-0	3.20	13	0	0	0	3	19.2	20	7	7	1	0	8	20	0	0	.270
2011	Frisco	1-0	1.83	11	0	0	0	4	19.2	11	4	4	3	0	5	22	2	0	.162
	Round Rock	7-4	3.88	31	4	0	0	0	62.2	54	27	27	5	3	20	48	2	0	.233
	<b>TEXAS</b>	<b>1-0</b>	<b>4.50</b>	<b>5</b>	<b>0</b>	<b>0</b>	<b>0</b>	<b>0</b>	<b>8.0</b>	<b>5</b>	<b>4</b>	<b>4</b>	<b>0</b>	<b>0</b>	<b>3</b>	<b>6</b>	<b>1</b>	<b>0</b>	<b>.179</b>
2012	Round Rock	0-2	6.55	21	3	0	0	2	45.1	66	33	33	7	5	21	37	2	0	.353
	Tucson	0-2	7.50	5	1	0	0	0	12.0	17	12	10	2	2	3	11	2	0	.340
	Oklahoma City	1-1	4.71	17	0	0	0	0	21.0	21	12	11	2	1	12	15	1	0	.256
<b>Ind. League Totals</b>		<b>6-8</b>	<b>3.26</b>	<b>21</b>	<b>21</b>	<b>5</b>	<b>2</b>	<b>0</b>	<b>149.0</b>	<b>162</b>	<b>69</b>	<b>54</b>	<b>11</b>	<b>5</b>	<b>47</b>	<b>120</b>	<b>4</b>	<b>1</b>	<b>.272</b>
<b>Minor League Totals</b>		<b>18-23</b>	<b>4.03</b>	<b>215</b>	<b>8</b>	<b>0</b>	<b>0</b>	<b>44</b>	<b>348.0</b>	<b>358</b>	<b>180</b>	<b>156</b>	<b>33</b>	<b>14</b>	<b>131</b>	<b>309</b>	<b>28</b>	<b>1</b>	<b>.263</b>
<b>Major League Totals</b>		<b>1-0</b>	<b>4.50</b>	<b>5</b>	<b>0</b>	<b>0</b>	<b>0</b>	<b>0</b>	<b>8.0</b>	<b>5</b>	<b>4</b>	<b>4</b>	<b>0</b>	<b>0</b>	<b>3</b>	<b>6</b>	<b>1</b>	<b>0</b>	<b>.179</b>

## HANSON, NATHAN ALAN [NATE]

## INFIELDER

**HEIGHT:** 5-11

**BATS:** R

**BORN:** 2/8/1987 in Dowsy, CA

**WEIGHT:** 199

**THROWS:** R

**RESIDES:** Chanhassen, MN

**SIGNED BY:** Mark Wilson

**SCHOOL:** University of Minnesota

**HOW OBTAINED:** Twins 28th round pick in the 2008 First-Year Player Draft.

**2013:** Began season with Double-A New Britain...transferred to Triple-A Rochester where he appeared in 20 games before returning to New Britain...split time between first base (31 games) and third base (32)...**2012:** Played entire season with Double-A New Britain...posted a career-high season batting average (.276)...**2011:** Began season with Single-A Ft. Myers...transferred to Double-A New Britain June 10...**2010:** Played entire season in Single-A Ft. Myers...led team in at-bats, hits and home runs...finished second in RBI...**2009:** Spent entire season with Single-A Beloit...made one appearance on the mound for the Snappers tossing 1.0 inning allowing two hits and no runs allowed.

YEAR	TEAM	AVG	G	AB	R	H	2B	3B	HR	RBI	SH	SF	HB	BB	SO	SB	CS	E	OBP
2008	Elizabethton	.215	29	93	21	20	6	0	2	8	0	0	4	15	31	0	0	4	.348
2009	Beloit	.253	106	360	47	91	21	3	3	30	7	5	8	31	65	6	3	11	.322
2010	Ft. Myers	.254	110	405	47	103	18	1	11	49	1	5	7	37	70	2	1	7	.324
2011	Ft. Myers	.267	52	206	24	55	12	0	4	29	0	1	3	16	31	0	0	2	.327
	New Britain	.238	60	202	21	48	3	1	2	22	1	8	2	16	27	1	0	1	.289
2012	New Britain	.276	101	351	40	97	16	1	7	50	2	8	5	16	41	2	2	4	.311
2013	Rochester	.172	20	64	5	11	2	0	2	9	0	1	2	4	13	0	0	2	.239
	New Britain	.253	101	367	47	93	22	3	7	47	3	5	6	38	60	1	0	7	.329
<b>Minor League Totals</b>		<b>.253</b>	<b>580</b>	<b>2048</b>	<b>252</b>	<b>518</b>	<b>110</b>	<b>9</b>	<b>38</b>	<b>244</b>	<b>14</b>	<b>33</b>	<b>37</b>	<b>173</b>	<b>338</b>	<b>12</b>	<b>6</b>	<b>38</b>	<b>.318</b>



**HARRISON, TRAVIS JOHN****THIRD BASEMAN****HEIGHT:** 6-2**BATS:** R**BORN:** 10/17/1992 in Orange, CA**WEIGHT:** 211**THROWS:** R**RESIDES:** Aliso Viejo, CA**SIGNED BY:** John Leavitt**SCHOOL:** Tustin (CA) High School**HOW OBTAINED:** Twins compensation pick (50th overall) in the 2011 First-Year Player Draft.

**2013:** Spent entire season with Single-A Cedar Rapids where he was the primary third baseman starting 112 games...15 home runs were second among all Kernels behind Adam Brett Walker (27)...tied first on the team in games and third in hits...named a Midwest League Midseason All-Star...**2012:** Ranked No. 15 among Twins prospects by MLB.com entering the 2013 season...ranked 17th best prospect in Twins organization by *Baseball America* entering 2013...**2011:** Ranked 11th best prospect in Twins organization by *Baseball America* entering 2012.

YEAR	TEAM	AVG	G	AB	R	H	2B	3B	HR	RBI	SH	SF	HB	BB	SO	SB	CS	E	OBP
2012	Elizabethton	.301	60	219	39	66	12	4	5	27	0	3	7	24	51	3	0	24	.383
2013	Cedar Rapids	.253	129	450	66	114	28	0	15	59	2	3	14	68	125	2	4	26	.366
Minor League Totals		.269	189	669	105	180	40	4	20	86	2	6	21	92	176	5	4	50	.372

**HAUSER, MATTHEW MICHAEL [MATT]****PITCHER****HEIGHT:** 6-2**BATS:** R**BORN:** 3/30/1988 in Newport Beach, CA**WEIGHT:** 194**THROWS:** R**RESIDES:** Newport Beach, CA**SIGNED BY:** John Leavitt**SCHOOL:** University of San Diego**HOW OBTAINED:** Twins 7th round pick in the 2010 First-Year Player Draft.

**2013:** Split time between Single-A Ft. Myers and Double-A New Britain for the second straight season...**2012:** Split time between Single-A Ft. Myers and Double-A New Britain...**2011:** Began season with Single-A Beloit...transferred to Single-A Ft. Myers May 30...transferred to Double-A New Britain September 5...**2010:** Began his professional career with Rookie Elizabethton...transferred to Single-A Beloit August 12.

YEAR	TEAM	W-L	ERA	G	GS	CG	SH	SV	IP	H	R	ER	HR	HB	BB	SO	WP	BK	BAA
2010	Elizabethton	0-0	1.00	8	0	0	0	3	9.0	7	1	1	0	1	2	13	1	0	.206
	Beloit	1-0	0.00	4	0	0	0	1	6.2	5	0	0	0	2	1	4	0	0	.238
2011	Beloit	3-0	1.40	17	0	0	0	5	19.1	13	3	3	1	1	13	27	2	0	.186
	Ft. Myers	2-6	2.16	24	0	0	0	7	41.2	37	12	10	3	0	16	44	1	0	.237
	New Britain	0-0	3.38	1	0	0	0	0	2.2	3	1	1	0	0	0	4	0	0	.273
2012	Ft. Myers	4-2	2.88	31	6	0	0	1	72.0	60	27	23	2	5	28	58	4	0	.226
	New Britain	0-0	3.38	10	0	0	0	1	16.0	18	7	6	3	2	4	8	0	0	.290
2013	Ft. Myers	1-0	0.00	4	0	0	0	0	7.0	3	0	0	0	0	2	7	0	0	.125
	New Britain	3-5	6.00	26	1	0	0	3	39.0	42	28	26	6	3	12	35	3	0	.276
Minor League Totals		14-13	2.95	125	7	0	0	21	213.1	188	79	70	15	14	78	200	11	0	.236

**HAYDEN, ZACHARY LEE [ZACH]****PITCHER****HEIGHT:** 6-1**BATS:** R**BORN:** 10/29/1991 in Augusta, GA**WEIGHT:** 233**THROWS:** R**RESIDES:** Martinez, GA**SIGNED BY:** Ricky Taylor**SCHOOL:** University of South Carolina - Aiken**HOW OBTAINED:** Twins 23rd round pick in the 2013 First-Year Player Draft.

**2013:** Made professional debut with GCL Twins tossing 9.0 scoreless innings in 10 relief appearances.

YEAR	TEAM	W-L	ERA	G	GS	CG	SH	SV	IP	H	R	ER	HR	HB	BB	SO	WP	BK	BAA
2013	GCL Twins	1-0	0.00	10	0	0	0	0	9.0	7	0	0	0	2	5	6	1	0	.206
Minor League Totals		1-0	0.00	10	0	0	0	0	9.0	7	0	0	0	2	5	6	1	0	.206

**HERMSEN, B.J.****PITCHER****HEIGHT:** 6-5**BATS:** R**BORN:** 12/1/1989 in Manchester, IA**WEIGHT:** 239**THROWS:** R**RESIDES:** Masonville, IA**SIGNED BY:** Mark Wilson**SCHOOL:** West Delaware (IA) High School**HOW OBTAINED:** Twins 6th round pick in the 2008 First-Year Player Draft.

**2013:** Started the season on 7-day disabled list with a left oblique muscle strain; reinstated April 21...earned his first and only win of season May 7 at New Hampshire, allowing four runs on eight hits in 5.0 innings pitched with two walks and two strikeouts...began season as starter and moved to bullpen in late May where he posted a 3.86 ERA (23.1 IP, 10 ER) in 16 relief appearances on the season...posted a 5.17 ERA (62.2 IP, 36 ER) in 14 starts...ranked second on the Rock Cats in losses (10)...outrighted off Twins roster and sent to Triple-A Rochester November 20...**2012:** Started season with Single-A Ft. Myers...named Twins minor league Pitcher of the Month for April, going 1-0, 0.78 ERA (23.0 IP, 2 ER) with five walks allowed and 12 strikeouts in four starts...promoted to Double-A New Britain April 30...named Twins minor league Player of the Week May 19, going 2-0, 2.45 ERA (14.2 IP, 4 ER) with no walks and five strikeouts in two starts...went 4-1, 2.30 ERA (31.1 IP, 8 ER) in five July starts...named to Eastern League All-Star team; allowed one run on two hits in 1.0 inning...won five straight decisions July 20-August 10, posting a 2.43 ERA (33.1 IP, 9 ER) in that span...tossed complete game with one run allowed on 10 hits August 10 vs. Reading...tossed 17 quality starts in 22 chances for the Rock Cats...21 quality starts (26 chances) at both levels...combined to go 12-6, 2.88 ERA (162.2 IP, 52 ER) with 161 hits allowed, 30 walks and 87 strikeouts in 26 starts between both levels...ranked third in entire Twins organization in wins (12) -- second among Twins minor leaguers...ranked third in organization in innings pitched (162.2) -- led Twins minor leaguers...named right-handed pitcher on MiLB.com Twins organizational All-star team...ranked as having best control in Twins system by *Baseball America* entering the 2013 season...named 11th annual Jim Rantz Award recipient as Twins minor league Pitcher of the Year...added to Twins 40-man roster in November...**2011:** Began season with Single-A Beloit...did not allow more than three earned runs in any of final 15 outings (14 starts) for the Snappers May 12-August 5...won seven straight decisions June 3-July 18...struck out 10 batters (7.0 IP) July 2 at Kane County...named Twins minor league Player of the Week July 22, going 1-0, 1.29 ERA (7.0 IP, 1 ER) with two walks and five strikeouts in one start...named Twins minor league Pitcher of the Month for July, going 5-1, 1.89 (38.0 IP, 8 ER) in six starts...transferred to Single-A Ft. Myers August 7...went 2-0, 2.78 ERA (22.2 IP, 7 ER) in first five starts...ranked 27th best prospect in Twins organization by *Baseball America* entering 2012...**2010:** Started season with Single-A Beloit...went 4-1 in first seven starts May 14-June 17...tossed a complete game shutout with one hit allowed and one walk June 17 at Cedar Rapids...lost five straight starts June 26-July 17...transferred to Rookie Elizabethton July 19...struck out 10 batters (6.0 IP) July 28 vs. Greenville...ranked 25th best prospect in Twins organization by *Baseball America* entering 2011...**2009:** Spent season with Rookie GCL Twins...named Twins minor league Player of the Week June 26, going 1-0, 0.00 ERA (6.0 IP) with no hits allowed in one start...named Twins minor league Player of the Month for July, going 4-1, 1.27 ERA (28.1 IP, 4 ER) with three walks, 18 strikeouts and a batting-average-against of .202 in five starts...threw complete game shutout allowing just three hits with eight strikeouts August 12 at GCL Rays...tied for GCL-lead in shutouts (1), tied for third in wins (6) and was fifth in ERA (1.35)...led team in wins (6)



and was tied for team lead in starts (10)...ranked 11th best prospect in GCL and was named a Rookie All-Star by Baseball America...ranked 21st best prospect in Twins organization by Baseball America entering 2010.

YEAR	TEAM	W-L	ERA	G	GS	CG	SH	SV	IP	H	R	ER	HR	HB	BB	SO	WP	BK	BAA
2009	GCL Twins	6-2	1.35	10	10	1	1	0	53.1	32	12	8	0	8	4	42	2	0	.171
2010	Beloit	4-6	5.00	12	12	1	1	0	72.0	85	46	40	6	3	15	46	1	0	.295
	Elizabethton	2-2	3.32	8	6	0	0	0	38.0	39	15	14	2	3	4	39	1	0	.257
2011	Beloit	11-7	3.10	21	20	1	0	0	124.2	131	62	43	10	3	31	81	4	0	.271
	Ft. Myers	2-1	4.39	5	5	0	0	0	26.2	34	14	13	1	2	6	20	1	0	.312
2012	Ft. Myers	1-0	0.78	4	4	0	0	0	23.0	16	2	2	1	1	5	12	0	0	.190
	New Britain	11-6	3.22	22	22	1	0	0	139.2	145	59	50	12	5	25	75	2	0	.269
Minor League Totals		37-24	3.21	82	79	4	2	0	477.1	482	210	170	32	25	90	315	11	0	.261

#### HERNANDEZ, JET MICHAEL

OUTFIELDER

HEIGHT: 6-2

BATS: L

BORN: 11/23/1994 in Santo Domingo, DR

WEIGHT: 185

THROWS: R

RESIDES: Santo Domingo, DR

SIGNED BY: Fred Guerrero

SCHOOL: --

HOW OBTAINED: Signed as an undrafted free agent, September 10, 2012.

YEAR	TEAM	AVG	G	AB	R	H	2B	3B	HR	RBI	SH	SF	HB	BB	SO	SB	CS	E	OBP
2013	DSL Twins	.174	30	86	18	15	4	1	0	9	2	0	1	21	35	11	4	0	.343
Minor League Totals		.174	30	86	18	15	4	1	0	9	2	0	1	21	35	11	4	0	.343

#### HERNANDEZ, ONESIMO RAFAEL

PITCHER

HEIGHT: 5-11

BATS: R

BORN: 2/16/1992 in Puerto Plata, DR

WEIGHT: 200

THROWS: R

RESIDES: Puerto Plata, DR

SIGNED BY: Fred Guerrero

SCHOOL: --

HOW OBTAINED: Signed as an undrafted free agent, February 12, 2013.

YEAR	TEAM	W-L	ERA	G	GS	CG	SH	SV	IP	H	R	ER	HR	HB	BB	SO	WP	BK	BAA
2013	DSL Twins	2-3	4.08	14	8	0	0	0	46.1	48	32	21	1	8	17	32	8	0	.274
Minor League Totals		2-3	4.08	14	8	0	0	0	46.1	48	32	21	1	8	17	32	8	0	.274

#### HERRERA, EDGAR ADRIAN

OUTFIELDER

HEIGHT: 6-0

BATS: L

BORN: 4/19/1997 in Guarenas, VZ

WEIGHT: 170

THROWS: L

RESIDES: Guarenas, VZ

SIGNED BY: Jose Leon

SCHOOL: --

HOW OBTAINED: Signed as an undrafted free agent, July 4, 2013.

YEAR	TEAM	AVG	G	AB	R	H	2B	3B	HR	RBI	SH	SF	HB	BB	SO	SB	CS	E	OBP
------	------	-----	---	----	---	---	----	----	----	-----	----	----	----	----	----	----	----	---	-----

2014 Will be his first season in professional baseball.

#### HERRERA, RAMSES ALDRIN

PITCHER

HEIGHT: 6-3

BATS: R

BORN: 9/14/1993 in Santo Domingo, DR

WEIGHT: 200

THROWS: R

RESIDES: Santo Domingo, DR

SIGNED BY: Fred Guerrero

SCHOOL: --

HOW OBTAINED: Signed as an undrafted free agent, December 15, 2012

YEAR	CLUB	W-L	ERA	G	GS	CG	SH	SV	IP	H	R	ER	HR	HB	BB	SO	WP	BK	BAA
2013	DSL Twins	1-2	4.54	13	7	0	0	0	37.2	30	21	19	3	4	21	31	1	0	.222
Minor League Totals		1-2	4.54	13	7	0	0	0	37.2	30	21	19	3	4	21	31	1	0	.222

#### HICKS, DALTON JAMES [D.J.]

FIRST BASEMAN

HEIGHT: 6-5

BATS: L

BORN: 4/2/1990 in Orlando, FL

WEIGHT: 247

THROWS: R

RESIDES: Altamonte Spring, FL

SIGNED BY: Billy Corrigan

SCHOOL: University of Central Florida

HOW OBTAINED: Twins 17th round pick in the 2012 First-Year Player Draft.

2013: Began season with Single-A Cedar Rapids where he had third highest average and home runs on the team, tied for second on team in doubles and second in RBI while playing 85 games at first base...named the Midwest League Player of the Week April 14 after hitting .387 (12-for-31) with seven doubles, two home runs and 10 RBI in nine games to start the season...finished fourth in the Midwest League with his .494 slugging percentage...transferred to Single-A Ft. Myers July 17 and finished the season with the Miracle...led the Twins minor league system with a combined 110 RBI while his .289 combined average was 10th best in the Twins minor league system...named the Twins Minor League Player of the Week August 16 after hitting .435 (10-for-23) with two home runs in eight RBI in six games for the Miracle...2012: Began his professional career with Rookie Elizabethton...PERSONAL: Was named preseason Conference USA Player of the Year in 2012...twice was named to the NCAA Regional All-Tournament Team...ranks second on the school's all-time list in sacrifice flies, fifth in homers, sixth in RBIs and seventh in walks...he was named third team All-America in 2011 by the NCBWA.

YEAR	TEAM	AVG	G	AB	R	H	2B	3B	HR	RBI	SH	SF	HB	BB	SO	SB	CS	E	OBP
2012	Elizabethton	.270	31	115	21	31	7	0	4	25	0	0	2	19	37	1	0	2	.382
2013	Cedar Rapids	.297	89	354	50	105	31	0	13	82	3	7	2	34	85	0	1	9	.355
	Ft. Myers	.270	42	148	18	40	8	0	4	28	0	4	2	22	38	0	1	2	.364
Minor League Totals		.285	162	617	89	176	46	0	21	135	3	11	6	75	160	1	2	13	.362



**HINOJOSA, JONATAN****SHORTSTOP****HEIGHT:** 5-11**BATS:** S**BORN:** 10/23/1992 in Las Matas, DR**WEIGHT:** 150**THROWS:** R**RESIDES:** Monte Plata, DR**SIGNED BY:** Fred Guerrero**SCHOOL:** --**HOW OBTAINED:** Signed as an undrafted free agent, July 2, 2009.

**2013:** Spent first season in the United States with the GCL Twins where he led team in games played and was second in triples and stolen bases...set career-highs in nearly every offensive category.

YEAR	TEAM	AVG	G	AB	R	H	2B	3B	HR	RBI	SH	SF	HB	BB	SO	SB	CS	E	OBP
2010	DSL Twins	.147	33	95	11	14	2	0	0	3	1	1	2	15	27	5	2	12	.274
2011	DSL Twins	.186	44	118	23	22	2	1	0	14	6	2	2	26	30	5	6	8	.338
2012	DSL Twins	.174	42	132	23	23	6	2	0	5	1	0	2	16	33	8	4	11	.273
2013	GCL Twins	.236	48	140	24	33	4	5	0	15	3	0	1	14	28	10	2	14	.310
<b>Minor League Totals</b>		<b>.190</b>	<b>167</b>	<b>485</b>	<b>81</b>	<b>92</b>	<b>14</b>	<b>8</b>	<b>0</b>	<b>37</b>	<b>11</b>	<b>3</b>	<b>7</b>	<b>71</b>	<b>118</b>	<b>28</b>	<b>14</b>	<b>45</b>	<b>.300</b>

**HOFFMAN, MATTHEW C. [MATT]****PITCHER**

SEE PAGE 76

**HU, CHIH-WEI****PITCHER****HEIGHT:** 6-1**BATS:** R**BORN:** 11/4/1993 in Taichung, Taiwan**WEIGHT:** 228**THROWS:** R**RESIDES:** Taichung, Taiwan**SIGNED BY:** Ken Su/Cary Broder**SCHOOL:** --**HOW OBTAINED:** Signed as an undrafted free agent, August 3, 2012.

YEAR	TEAM	W-L	ERA	G	GS	CG	SH	SV	IP	H	R	ER	HR	HB	BB	SO	WP	BK	BAA
2013	GCL Twins	2-0	2.45	12	5	0	0	0	36.2	28	11	10	0	0	8	39	2	0	.207
<b>Minor League Totals</b>		<b>2-0</b>	<b>2.45</b>	<b>12</b>	<b>5</b>	<b>0</b>	<b>0</b>	<b>0</b>	<b>36.2</b>	<b>28</b>	<b>11</b>	<b>10</b>	<b>0</b>	<b>0</b>	<b>8</b>	<b>39</b>	<b>2</b>	<b>0</b>	<b>.207</b>

**HURLBUT, DAVID JAMES****PITCHER****HEIGHT:** 6-3**BATS:** L**BORN:** 11/24/1989 in Fullerton, CA**WEIGHT:** 216**THROWS:** L**RESIDES:** Concord, CA**SIGNED BY:** John Leavitt**SCHOOL:** California State University - Fullerton**HOW OBTAINED:** Twins 28th round pick in the 2011 First-Year Player Draft.

**2013:** Began season with Single-A Cedar Rapids making 21 relief appearances and three starts...converted six of eight save opportunities...transferred to Single-A Ft. Myers in early August and finished the season with the Miracle making four starts...**PERSONAL:** Originally selected by the Twins in the 35th round of the 2009 Draft but did not sign.

YEAR	CLUB	W-L	ERA	G	GS	CG	SH	SV	IP	H	R	ER	HR	HB	BB	SO	WP	BK	BAA
2011	Elizabethton	3-6	4.50	13	12	0	0	0	66.0	82	39	33	7	2	12	51	4	0	.300
2012	Beloit	6-6	2.76	25	15	0	0	1	111.0	105	47	34	5	5	25	85	7	2	.249
2013	Cedar Rapids	3-1	2.52	24	3	0	0	6	50.0	40	20	14	3	1	8	46	3	0	.207
	Ft. Myers	1-1	3.54	4	4	0	0	0	20.1	25	9	8	0	0	5	18	0	0	.309
<b>Minor League Totals</b>		<b>13-14</b>	<b>3.24</b>	<b>66</b>	<b>34</b>	<b>0</b>	<b>0</b>	<b>7</b>	<b>247.1</b>	<b>252</b>	<b>115</b>	<b>89</b>	<b>15</b>	<b>8</b>	<b>50</b>	<b>200</b>	<b>14</b>	<b>2</b>	<b>.260</b>

**HURT, WILLIAM CHENAULT [WILL]****SHORTSTOP****HEIGHT:** 5-9**BATS:** R**BORN:** 12/22/1993 in Lexington, KY**WEIGHT:** 151**THROWS:** R**RESIDES:** Lexington, KY**SIGNED BY:** Rick Sellers**SCHOOL:** Lexington Catholic (KY) High School**HOW OBTAINED:** Twins 16th round pick in the 2012 First-Year Player Draft.

YEAR	TEAM	AVG	G	AB	R	H	2B	3B	HR	RBI	SH	SF	HB	BB	SO	SB	CS	E	OBP
2012	GCL Twins	.141	27	78	5	11	0	0	0	3	1	0	1	7	23	1	2	4	.221
2013	GCL Twins	.243	26	74	11	18	1	1	0	6	0	1	2	16	17	7	1	5	.387
<b>Minor League Totals</b>		<b>.191</b>	<b>53</b>	<b>152</b>	<b>16</b>	<b>29</b>	<b>1</b>	<b>1</b>	<b>0</b>	<b>9</b>	<b>1</b>	<b>1</b>	<b>3</b>	<b>23</b>	<b>40</b>	<b>8</b>	<b>3</b>	<b>9</b>	<b>.307</b>

**IRBY, CHARLES KENNETH [C.K.]****PITCHER****HEIGHT:** 6-2**BATS:** R**BORN:** 5/6/1992 in Florence, AL**WEIGHT:** 204**THROWS:** R**RESIDES:** Florence, AL**SIGNED BY:** Jack Powell**SCHOOL:** Samford University**HOW OBTAINED:** Twins 10th round pick in the 2013 First-Year Player Draft.

YEAR	TEAM	W-L	ERA	G	GS	CG	SH	SV	IP	H	R	ER	HR	HB	BB	SO	WP	BK	BAA
2013	Elizabethton	0-1	3.29	10	0	0	0	1	13.2	10	6	5	1	2	7	10	1	0	.204
<b>Minor League Totals</b>		<b>0-1</b>	<b>3.29</b>	<b>10</b>	<b>0</b>	<b>0</b>	<b>0</b>	<b>1</b>	<b>13.2</b>	<b>10</b>	<b>6</b>	<b>5</b>	<b>1</b>	<b>2</b>	<b>7</b>	<b>10</b>	<b>1</b>	<b>0</b>	<b>.204</b>

MINOR LEAGUES  
2014  
ASG



**JIMENEZ, JADISON JAVIER****PITCHER****HEIGHT:** 6-1**BATS:** L**BORN:** 3/19/1994 in La Vega, DR**WEIGHT:** 180**THROWS:** L**RESIDES:** Bani, DR**SIGNED BY:** Jose Leon**SCHOOL:** --**HOW OBTAINED:** Signed as an undrafted free agent, September 30, 2011

YEAR	TEAM	W-L	ERA	G	GS	CG	SH	SV	IP	H	R	ER	HR	HB	BB	SO	WP	BK	BAA
2012	DSL Twins	8-3	3.58	20	0	0	0	1	37.2	30	18	15	2	0	23	22	3	0	.222
2013	DSL Twins	2-2	3.90	13	3	0	0	1	30.0	28	15	13	1	0	12	21	8	0	.255
<b>Minor League Totals</b>		<b>10-5</b>	<b>3.72</b>	<b>33</b>	<b>3</b>	<b>0</b>	<b>0</b>	<b>2</b>	<b>67.2</b>	<b>58</b>	<b>33</b>	<b>28</b>	<b>3</b>	<b>0</b>	<b>35</b>	<b>43</b>	<b>11</b>	<b>0</b>	<b>.237</b>

**JOHNSON, COLE RICHARD****PITCHER****HEIGHT:** 6-3**BATS:** R**BORN:** 10/6/1988 in Appleton, WI**WEIGHT:** 196**THROWS:** R**RESIDES:** Hudson, OH**SIGNED BY:** Jeff Pohl**SCHOOL:** University of Notre Dame**HOW OBTAINED:** Twins 44th round pick in the 2011 First-Year Player Draft.

**2013:** Began season with Single-A Ft. Myers...allowed just two runs in 22.0 innings in 13 appearances and was transferred to Double-A New Britain...**2012:** Played entire season with Single-A Beloit...pitched in 16 games...recorded 48 strikeouts in 42.0 innings pitched...**2011:** Began season with GCL Twins...transferred to Elizabethton July 21.

YEAR	TEAM	W-L	ERA	G	GS	CG	SH	SV	IP	H	R	ER	HR	HB	BB	SO	WP	BK	BAA
2011	GCL Twins	1-1	0.00	7	0	0	0	1	14.0	7	1	0	0	3	1	12	1	0	.152
	Elizabethton	1-1	2.14	12	0	0	0	1	21.0	19	10	5	1	0	8	22	0	0	.247
2012	Beloit	3-1	1.71	16	5	0	0	0	42.0	37	10	8	2	3	11	48	1	0	.231
2013	Ft. Myers	2-0	0.82	13	0	0	0	2	22.0	13	2	2	0	2	5	20	1	0	.171
	New Britain	1-3	4.38	28	0	0	0	3	39.0	35	21	19	6	2	15	48	3	1	.235
<b>Minor League Totals</b>		<b>8-6</b>	<b>2.22</b>	<b>76</b>	<b>5</b>	<b>0</b>	<b>0</b>	<b>7</b>	<b>138.0</b>	<b>111</b>	<b>44</b>	<b>34</b>	<b>9</b>	<b>10</b>	<b>40</b>	<b>150</b>	<b>6</b>	<b>1</b>	<b>.219</b>

**JONES, TYLER MATTHEW****PITCHER****HEIGHT:** 6-4**BATS:** R**BORN:** 9/5/1989 in Milwaukee, WI**WEIGHT:** 236**THROWS:** R**RESIDES:** Milwaukee, WI**SIGNED BY:** Greg Runser**SCHOOL:** Louisiana State University**HOW OBTAINED:** Twins 11th round pick in the 2011 First-Year Player Draft.

**2013:** Began season with Single-A Cedar Rapids...led Kernels in saves and his 1.93 ERA led qualified relievers...transferred to Single-A Ft. Myers July 15 and finished the season with the Miracle...13 combined saves were third most in the Twins minor league system.

YEAR	TEAM	W-L	ERA	G	GS	CG	SH	SV	IP	H	R	ER	HR	HB	BB	SO	WP	BK	BAA
2011	Elizabethton	0-0	12.86	4	1	0	0	0	7.0	16	10	10	2	1	2	8	3	0	.432
2012	Beloit	5-5	4.67	18	16	0	0	0	86.2	90	58	45	5	3	35	102	9	0	.263
2013	Cedar Rapids	4-3	1.93	24	0	0	0	9	37.1	19	14	8	0	1	16	44	0	0	.146
	Ft. Myers	1-3	4.20	12	0	0	0	4	15.0	18	7	7	0	1	4	22	1	0	.305
<b>Minor League Totals</b>		<b>10-11</b>	<b>4.32</b>	<b>58</b>	<b>17</b>	<b>0</b>	<b>0</b>	<b>13</b>	<b>146.0</b>	<b>143</b>	<b>89</b>	<b>70</b>	<b>7</b>	<b>6</b>	<b>57</b>	<b>176</b>	<b>13</b>	<b>0</b>	<b>.252</b>

**JONES, ZACHARY JAMES [ZACH]****PITCHER****HEIGHT:** 6-1**BATS:** R**BORN:** 12/4/1990 in San Jose, CA**WEIGHT:** 210**THROWS:** R**RESIDES:** San Jose, CA**SIGNED BY:** Elliott Strankman**SCHOOL:** San Jose State University**HOW OBTAINED:** Twins 4th round pick in the 2012 First-Year Player Draft.

**2013:** Spent entire season with Single-A Ft. Myers as the primary closer...14 saves led all Miracle and were second most in the Twins minor league system...finished fifth in the Florida State League with 35 games finished...led all Miracle pitchers in appearances

YEAR	TEAM	W-L	ERA	G	GS	CG	SH	SV	IP	H	R	ER	HR	HB	BB	SO	WP	BK	BAA
2012	Elizabethton	0-0	0.00	6	0	0	0	0	6.0	2	0	0	0	0	4	9	2	0	.100
	Beloit	0-0	3.21	12	0	0	0	4	14.0	9	7	5	1	0	7	25	2	0	.184
2013	Ft. Myers	4-3	1.85	39	0	0	0	14	48.2	28	11	10	2	2	28	70	3	0	.172
<b>Minor League Totals</b>		<b>4-3</b>	<b>1.97</b>	<b>57</b>	<b>0</b>	<b>0</b>	<b>0</b>	<b>18</b>	<b>68.2</b>	<b>39</b>	<b>18</b>	<b>15</b>	<b>3</b>	<b>2</b>	<b>39</b>	<b>104</b>	<b>7</b>	<b>0</b>	<b>.168</b>

**JORGE, FELIX DEJESUS****PITCHER****HEIGHT:** 6-2**BATS:** R**BORN:** 1/2/1994 in Santiago, DR**WEIGHT:** 170**THROWS:** R**RESIDES:** Santiago, DR**SIGNED BY:** Fred Guerrero**SCHOOL:** --**HOW OBTAINED:** Signed as an undrafted free agent, February 21, 2011.

**2013:** Played entire season with Rookie Elizabethton making a team high 12 starts...was first season to not make a relief appearance...2.95 ERA was second lowest among Elizabethton pitchers and was the fifth lowest in the Twins minor league system...72 strikeouts were third most in the Appalachian League while his 10.62 strikeouts-per-9.0 innings pitched led the Appy league.

YEAR	TEAM	W-L	ERA	G	GS	CG	SH	SV	IP	H	R	ER	HR	HB	BB	SO	WP	BK	BAA
2011	DSL Twins	2-1	2.67	9	5	0	0	1	27.0	19	12	8	0	2	9	26	4	1	.192
2012	GCL Twins	0-3	2.34	12	7	0	0	1	34.2	30	11	9	0	2	12	37	5	1	.221
2013	Elizabethton	2-2	2.95	12	12	0	0	0	61.0	56	26	20	2	2	18	72	5	1	.245
<b>Minor League Totals</b>		<b>4-6</b>	<b>2.71</b>	<b>33</b>	<b>24</b>	<b>0</b>	<b>0</b>	<b>2</b>	<b>122.2</b>	<b>105</b>	<b>49</b>	<b>37</b>	<b>2</b>	<b>6</b>	<b>39</b>	<b>135</b>	<b>14</b>	<b>3</b>	<b>.226</b>



**KANZLER, JASON ROBERT****OUTFIELDER****HEIGHT:** 6-0**BATS:** R**BORN:** 8/20/1990 in Bronxville, NY**WEIGHT:** 188**THROWS:** R**RESIDES:** Penfield, NY**SIGNED BY:** Jay Weitzel**SCHOOL:** University of Buffalo**HOW OBTAINED:** Twins 20th round pick in the 2013 First-Year Player Draft.**2013:** Began professional career with the GCL Twins where he finished tied second in the GCL in triples...tied third among Twins in home runs and hits.

YEAR	TEAM	AVG	G	AB	R	H	2B	3B	HR	RBI	SH	SF	HB	BB	SO	SB	CS	E	OBP
2013	GCL Twins	.220	44	159	19	35	6	6	3	15	1	1	2	13	50	13	1	3	.286
Minor League Totals		.220	44	159	19	35	6	6	3	15	1	1	2	13	50	13	1	3	.286

**KNUDSON, KYLE RONALD****CATCHER**

SEE PAGE 84

**KOCH, MATTHEW MICHAEL [MATT]****CATCHER**

SEE PAGE 85

**KUBEL, JASON JAMES****OUTFIELDER**

SEE PAGES 86-87

**KVASNICKA, MICHAEL J****OUTFIELDER****HEIGHT:** 6-2**BATS:** S**BORN:** 12/7/1988 in St. Louis Park, MN**WEIGHT:** 197**THROWS:** R**RESIDES:** Golden Valley, MN**ORIGINALLY SIGNED BY:** Houston's supp 1st round pick in 2010 First Year Player Draft**SCHOOL:** University of Minnesota**HOW OBTAINED:** Trade with Houston in exchange for RHP Gonzalo Sanudo, March 25, 2013.**2013:** Played entire season with Single-A Ft. Myers after being acquired prior to the season from Houston...third among Miracle in home runs...named the Florida State League Player of the Week July 7 after hitting .421 (8-for-19) with three doubles, a triple, two home runs and six RBI in five games.

YEAR	TEAM	AVG	G	AB	R	H	2B	3B	HR	RBI	SH	SF	HB	BB	SO	SB	CS	E	OBP
2010	Tri-City	.234	68	261	31	61	10	1	5	36	0	3	1	27	48	2	1	10	.305
2011	Lexington	.260	128	484	59	126	32	4	4	59	0	2	4	46	106	5	5	31	.328
2012	Lexington	.232	88	345	46	80	15	1	15	53	0	1	2	19	86	1	2	6	.275
2013	Ft. Myers	.282	69	248	35	70	13	2	9	40	0	2	0	23	59	4	1	0	.341
Minor League Totals		.252	353	1338	171	337	70	8	33	188	0	8	7	115	299	12	9	47	.313

**LANDA, YORMAN NICGER****PITCHER****HEIGHT:** 6-0**BATS:** R**BORN:** 6/11/1994 in Santa Teresa, Miranda, VZ**WEIGHT:** 200**THROWS:** R**RESIDES:** Santa Teresa, Miranda, VZ**SIGNED BY:** Jose Leon**SCHOOL:** --**HOW OBTAINED:** Signed as an undrafted free agent, September 9, 2010.**2013:** Played entire season with Rookie Elizabethton where he tied for the team lead in starts...2.78 ERA was the lowest in the Twins minor league system and 10th in the Appalachian League.

YEAR	CLUB	W-L	ERA	G	GS	CG	SH	SV	IP	H	R	ER	HR	HB	BB	SO	WP	BK	BAA
2011	DSL Twins	2-2	3.38	12	6	0	0	0	32.0	19	23	12	1	9	26	31	7	0	.170
2012	GCL Twins	1-3	2.43	10	5	0	0	0	33.1	23	13	9	0	1	20	27	7	1	.204
2013	Elizabethton	3-4	2.78	12	12	0	0	0	55.0	46	25	17	1	8	29	46	7	0	.227
Minor League Totals		6-9	2.84	34	23	0	0	0	120.1	88	61	38	2	18	75	104	21	1	.206

**LARSON, ZACHARY GRANT [ZACK]****OUTFIELDER****HEIGHT:** 6-3**BATS:** R**BORN:** 10/8/1993 in Bradenton, FL**WEIGHT:** 190**THROWS:** R**RESIDES:** Bradenton, FL**SIGNED BY:** Billy Corrigan**SCHOOL:** Lakewood Ranch (FL) High School**HOW OBTAINED:** Twins 20th round pick in the 2012 First-Year Player Draft.**2013:** Began season with the GCL Twins...led team in average and was second in RBI and home runs...transferred to Rookie Elizabethton August 8 and remained there until the end of the season...second among Elizabethton hitters in average and led the team in on-base percentage...311 combined average was the third best in the Twins minor league system.

YEAR	TEAM	AVG	G	AB	R	H	2B	3B	HR	RBI	SH	SF	HB	BB	SO	SB	CS	E	OBP
2012	GCL Twins	.250	15	40	4	10	1	1	0	2	1	0	1	3	10	3	0	0	.318
2013	GCL Twins	.317	35	120	25	38	6	0	4	19	1	2	4	10	23	9	0	0	.382
	Elizabethton	.301	20	73	14	22	5	1	1	11	0	0	4	9	16	3	2	2	.407
Minor League Totals		.300	70	233	43	70	12	2	5	32	2	2	9	22	49	15	2	2	.380

**LEE, BRETT CODY****PITCHER****HEIGHT:** 6-4**BATS:** L**BORN:** 9/20/1990 in Pensacola, FL**WEIGHT:** 202**THROWS:** L**RESIDES:** Pensacola, FL**SIGNED BY:** Billy Corrigan**SCHOOL:** St. Petersburg College (FL)**HOW OBTAINED:** Twins 10th round pick in the 2011 First-Year Player Draft.**2013:** Played entire season with Single-A Cedar Rapids...led Kernels in wins, starts, complete games and innings pitched and was third in strikeouts...finished the season with third best ERA in the Midwest League and fourth best in the Twins minor league system...2.09 walks-per-9.0 innings pitched was the fifth best in the Midwest League.



YEAR	TEAM	W-L	ERA	G	GS	CG	SH	SV	IP	H	R	ER	HR	HB	BB	SO	WP	BK	BAA
2012	Elizabethton	4-0	2.68	16	4	0	0	0	43.2	39	17	13	3	0	12	48	4	0	.236
2013	Cedar Rapids	8-4	2.95	23	19	2	0	0	116.0	117	49	38	7	5	26	89	5	1	.259
Minor League Totals		12-4	2.87	39	23	2	0	0	159.2	156	66	51	10	5	38	137	9	1	.253

#### LICON, JOEL ANTHONY

SHORTSTOP

HEIGHT: 5-10

WEIGHT: 182

SIGNED BY: John Leavitt

HOW OBTAINED: Twins 25th round pick in the 2012 First-Year Player Draft.

BATS: R

THROWS: R

SCHOOL: Orange Coast College

BORN: 12/21/1990 in Diamond Bar, CA

RESIDES: Diamond Bar, CA

2013: Began season with Single-A Ft. Myers, playing in just two games...transferred to Single-A Cedar Rapids at the beginning of June and finished the season playing second base and third base with the Kernels.

YEAR	TEAM	AVG	G	AB	R	H	2B	3B	HR	RBI	SH	SF	HB	BB	SO	SB	CS	E	OBP
2012	GCL Twins	.250	49	160	19	40	8	2	2	21	2	2	5	17	42	5	2	7	.337
2013	Ft. Myers	.400	2	10	1	4	1	0	0	2	0	0	0	0	1	0	0	0	.400
	Cedar Rapids	.241	53	187	22	45	13	0	2	29	1	1	1	16	38	1	1	7	.302
Minor League Totals		.249	104	357	42	89	22	2	4	52	3	3	6	33	81	6	3	14	.321

#### LIRANZO, WILFREDY

PITCHER

HEIGHT: 5-11

WEIGHT: 195

SIGNED BY: Fred Guerrero

HOW OBTAINED: Signed as an undrafted free agent, March 22, 2013.

BATS: R

THROWS: R

SCHOOL: --

BORN: 10/26/1994 in Pimentel, DR

RESIDES: Pimentel, DR

2013: Began professional career with DSL Twins...led team in strikeouts.

YEAR	TEAM	W-L	ERA	G	GS	CG	SH	SV	IP	H	R	ER	HR	HB	BB	SO	WP	BK	BAA
2013	DSL Twins	3-4	3.07	16	6	0	0	0	41.0	21	17	14	0	7	27	62	9	1	.151
Minor League Totals		3-4	3.07	16	6	0	0	0	41.0	21	17	14	0	7	27	62	9	1	.151

#### LO, KUO HUA

PITCHER

HEIGHT: 5-10

WEIGHT: 199

SIGNED BY: Cary Broder

HOW OBTAINED: Signed as an undrafted free agent, June 10, 2011.

BATS: R

THROWS: R

SCHOOL: --

BORN: 10/28/1992 in Chiayi, Taiwan

RESIDES: Chiayi, Taiwan

YEAR	TEAM	W-L	ERA	G	GS	CG	SH	SV	IP	H	R	ER	HR	HB	BB	SO	WP	BK	BAA
2011	Played in the Australian Summer League																		
2012	GCL Twins	2-0	1.13	11	6	0	0	0	39.2	24	6	5	0	0	7	33	5	1	.171
2013	Elizabethton	2-1	2.37	15	4	0	0	2	38.0	29	10	10	3	2	14	34	1	1	.209
Minor League Totals		4-1	1.74	26	10	0	0	2	77.2	53	16	15	3	2	21	67	6	2	.190

#### MALINOWSKI, AUSTIN JAMES

PITCHER

HEIGHT: 6-4

WEIGHT: 211

SIGNED BY: Mark Wilson

HOW OBTAINED: Twins 16th round pick in the 2011 First-Year Player Draft.

BATS: R

THROWS: L

SCHOOL: Centennial (MN) High School

BORN: 11/30/1992 in Lino Lakes, MN

RESIDES: Lino Lakes, MN

2013: Played entire season with Rookie Elizabethton...had third lowest batting-average-against in the Appalachian League and allowed the fifth fewest baserunners-per-9.0 innings in the Appy League...tied among all Elizabethton pitchers in wins and led all Twins pitchers in appearances...named Appalachian League Pitcher of the Week August 19.

YEAR	TEAM	W-L	ERA	G	GS	CG	SH	SV	IP	H	R	ER	HR	HB	BB	SO	WP	BK	BAA
2012	GCL Twins	3-2	2.27	11	6	0	0	0	31.2	35	13	8	0	1	11	32	2	1	.278
2013	Elizabethton	4-3	2.01	20	0	0	0	1	40.1	27	11	9	0	3	17	43	3	0	.190
Minor League Totals		7-5	2.12	31	6	0	0	1	72.0	62	24	17	0	4	28	75	5	1	.231

#### MARTINEZ, ANDRE GABRIEL

PITCHER

HEIGHT: 6-0

WEIGHT: 192

SIGNED BY: Hector Otero

HOW OBTAINED: Twins 6th round pick in the 2012 First-Year Player Draft.

BATS: L

THROWS: L

SCHOOL: Archbishop McCarthy (FL) High School

BORN: 9/21/1993 in Hialeah, FL

RESIDES: Pembroke Pines, FL

YEAR	TEAM	W-L	ERA	G	GS	CG	SH	SV	IP	H	R	ER	HR	HB	BB	SO	WP	BK	BAA
2012	GCL Twins	0-1	4.50	6	3	0	0	0	14.0	12	8	7	0	0	9	11	0	0	.231
2013	Elizabethton	0-1	8.18	19	1	0	0	0	22.0	24	29	20	4	3	25	29	3	0	.264
Minor League Totals		0-2	6.75	25	4	0	0	0	36.0	36	37	27	4	3	34	40	3	0	.252

#### MARTINEZ, CARLOS ABDIEL

SHORTSTOP

HEIGHT: 5-11

WEIGHT: 170

SIGNED BY: Jose Marzan

HOW OBTAINED: Signed as an undrafted free agent, July 6, 2010.

BATS: R

THROWS: R

SCHOOL: --

BORN: 4/6/1994 in Ciudad de Panama, Panama

RESIDES: Ciudad de Panama, Panama



YEAR	TEAM	AVG	G	AB	R	H	2B	3B	HR	RBI	SH	SF	HB	BB	SO	SB	CS	E	OBP
2011	DSL Twins	.185	40	119	17	22	5	1	0	19	1	2	8	22	41	5	3	12	.344
2012	DSL Twins	.168	48	149	15	25	7	0	0	17	1	4	5	17	46	3	6	17	.269
2013	DSL Twins	.219	49	146	18	32	9	2	0	9	1	2	2	18	31	11	6	14	.310
Minor League Totals		.191	137	414	50	79	21	3	0	45	3	8	15	57	118	19	15	43	.306

#### MARTINEZ, JOSE MANUEL

PITCHER

HEIGHT: 6-2

BATS: R

BORN: 10/29/1996 in San Felipe, Yaracuy, VZ

WEIGHT: 175

THROWS: R

RESIDES: Palmarejo, Yaracuy, VZ

SIGNED BY: Jose Leon

SCHOOL: --

HOW OBTAINED: Signed as an undrafted free agent, August 3, 2013.

YEAR	TEAM	W-L	ERA	G	GS	CG	SH	SV	IP	H	R	ER	HR	HB	BB	SO	WP	BK	BAA
2014	Will be his first season in professional baseball.																		

#### MARTINEZ, LUIS ALFREDO

OUTFIELDER

HEIGHT: 5-11

BATS: S

BORN: 10/25/1995 in Nagua, DR

WEIGHT: 170

THROWS: R

RESIDES: Santiago De Los Caballeros, DR

SIGNED BY: Fred Guerrero

SCHOOL: --

HOW OBTAINED: Signed as an undrafted free agent, September 6, 2013.

YEAR	TEAM	AVG	G	AB	R	H	2B	3B	HR	RBI	SH	SF	HB	BB	SO	SB	CS	E	OBP
2014	Will be his first season in professional baseball.																		

#### MASTROIANNI, DARIN PAUL

OUTFIELDER

SEE PAGES 89-90

#### MATED, FRANCIS ALBERTO

OUTFIELDER

HEIGHT: 5-11

BATS: L

BORN: 4/24/1993 in San Juan de la Maguana, DR

WEIGHT: 185

THROWS: L

RESIDES: San Juan de la Maguana, DR

SIGNED BY: Fred Guerrero

SCHOOL: --

HOW OBTAINED: Signed as an undrafted free agent, December 16, 2011.

2013: Played entire season with the DSL Twins...tied for team lead in RBI and second in doubles.

YEAR	TEAM	AVG	G	AB	R	H	2B	3B	HR	RBI	SH	SF	HB	BB	SO	SB	CS	E	OBP
2012	DSL Twins	.215	43	149	16	32	7	0	3	16	1	0	3	12	53	1	2	4	.287
2013	DSL Twins	.269	47	167	18	45	10	2	2	28	0	2	4	5	42	3	2	7	.303
Minor League Totals		.244	90	316	34	77	17	2	5	44	1	2	7	17	95	4	4	11	.295

#### MAZZA, CHRISTOPHER JAMES (CHRIS)

PITCHER

HEIGHT: 6-4

BATS: R

BORN: 10/17/1989 in Walnut Creek, CA

WEIGHT: 187

THROWS: R

RESIDES: Clayton, CA

SIGNED BY: Elliott Strankman

SCHOOL: Menlo College (CA)

HOW OBTAINED: Twins 27th round pick in the 2011 First-Year Player Draft.

YEAR	TEAM	W-L	ERA	G	GS	CG	SH	SV	IP	H	R	ER	HR	HB	BB	SO	WP	BK	BAA
2012	GCL Twins	2-1	0.60	9	0	0	0	1	15.0	12	4	1	0	0	1	13	0	0	.214
	Elizabethton	3-1	3.45	9	0	0	0	0	15.2	15	8	6	1	1	1	15	0	0	.242
2013	Cedar Rapids	0-0	6.23	7	0	0	0	2	8.2	12	6	6	0	0	3	10	2	0	.333
Minor League Totals		5-2	2.97	25	0	0	0	3	39.1	39	18	13	1	1	5	38	2	0	.253

#### MEJIA, ADERLING AUGUSTO

INFIELDER

HEIGHT: 5-11

BATS: S

BORN: 5/12/1992 in Santo Domingo, DR

WEIGHT: 175

THROWS: R

RESIDES: Santo Domingo, DR

SIGNED BY: Fred Guerrero

SCHOOL: --

HOW OBTAINED: Signed as an undrafted free agent, February 24, 2010.

2013: Spent entire season with Single-A Ft. Myers...had fourth highest average among all Miracle...led team in starts at shortstop...2012: Began season with the GCL Twins...transferred to Single-A Ft. Myers August 26...named a Gulf Coast League All-Star.

YEAR	TEAM	AVG	G	AB	R	H	2B	3B	HR	RBI	SH	SF	HB	BB	SO	SB	CS	E	OBP
2010	DSL Twins	.224	42	125	11	28	2	0	0	10	2	1	3	15	26	8	7	16	.319
2011	GCL Twins	.210	38	119	14	25	1	0	0	11	2	1	0	14	11	2	6	11	.291
2012	GCL Twins	.324	48	170	27	55	13	0	1	20	3	4	1	14	13	11	7	6	.370
	Ft. Myers	.111	5	9	4	1	0	0	0	0	0	0	0	2	2	0	0	0	.273
2013	Ft. Myers	.308	75	292	41	90	10	1	0	28	5	5	0	26	30	14	10	6	.359
Minor League Totals		.278	208	715	97	199	26	1	1	69	12	11	4	71	82	35	30	39	.342

MINOR LEAGUES  
2014  
ASG



**MELOTAKIS, MASON EMMANUEL****PITCHER****HEIGHT:** 6-2**BATS:** R**BORN:** 6/28/1991 in Bloomington, IN**WEIGHT:** 211**THROWS:** L**RESIDES:** Houston, TX**SIGNED BY:** Greg Runser**SCHOOL:** Northwestern State University (LA)**HOW OBTAINED:** Twins 2nd round pick in the 2012 First-Year Player Draft.

**2013:** Spent entire season with Single-A Cedar Rapids as one of the primary starters...11 wins were most among all Kernels, tied second in the Midwest League and tied second in the Twins minor league system...finished with the seventh best ERA in the Twins minor league system...**2012:** Ranked No. 17 among Twins prospects by MLB.com entering the 2013 season.

YEAR	TEAM	W-L	ERA	G	GS	CG	SH	SV	IP	H	R	ER	HR	HB	BB	SO	WP	BK	BAA
2012	Elizabethton	1-1	1.35	7	0	0	0	0	6.2	2	2	1	0	0	2	10	0	0	.091
	Beloit	3-1	2.08	13	0	0	0	1	17.1	15	6	4	3	1	4	24	0	0	.221
2013	Cedar Rapids	11-4	3.16	24	18	0	0	1	111.0	106	50	39	6	5	39	84	12	0	.249
<b>Minor League Totals</b>		<b>15-6</b>	<b>2.93</b>	<b>44</b>	<b>18</b>	<b>0</b>	<b>0</b>	<b>2</b>	<b>135.0</b>	<b>123</b>	<b>58</b>	<b>44</b>	<b>9</b>	<b>6</b>	<b>45</b>	<b>118</b>	<b>12</b>	<b>0</b>	<b>.238</b>

**MENDOONCA, CHRISTOPHER TANNER (TANNER)****PITCHER****HEIGHT:** 6-4**BATS:** R**BORN:** 6/18/1992 in Visalia, CA**WEIGHT:** 211**THROWS:** R**RESIDES:** Tulare, CA**SIGNED BY:** Elliott Strankman**SCHOOL:** Sacramento State**HOW OBTAINED:** Twins 17th round pick in the 2013 First-Year Player Draft.

YEAR	TEAM	W-L	ERA	G	GS	CG	SH	SV	IP	H	R	ER	HR	HB	BB	SO	WP	BK	BAA
2013	Elizabethton	2-1	8.49	12	7	0	0	0	23.1	24	26	22	2	1	37	23	1	0	.279
<b>Minor League Totals</b>		<b>2-1</b>	<b>8.49</b>	<b>12</b>	<b>7</b>	<b>0</b>	<b>0</b>	<b>0</b>	<b>23.1</b>	<b>24</b>	<b>26</b>	<b>22</b>	<b>2</b>	<b>1</b>	<b>37</b>	<b>23</b>	<b>1</b>	<b>0</b>	<b>.279</b>

**MEYER, ALEX JOHN****PITCHER**

SEE PAGE 97

**MICHAEL, LEVI BURT****SHORTSTOP****HEIGHT:** 5-10**BATS:** S**BORN:** 2/9/1991 in Winston-Salem, NC**WEIGHT:** 180**THROWS:** R**RESIDES:** Lexington, NC**SIGNED BY:** Ricky Taylor**SCHOOL:** University of North Carolina - Chapel Hill**HOW OBTAINED:** Twins 1st round pick in the 2011 First-Year Player Draft.

YEAR	TEAM	AVG	G	AB	R	H	2B	3B	HR	RBI	SH	SF	HB	BB	SO	SB	CS	E	OBP
2012	Ft. Myers	.246	117	431	58	106	14	4	2	38	11	6	8	56	82	6	0	16	.339
2013	Ft. Myers	.229	94	315	40	72	15	4	4	28	3	6	2	49	67	21	2	17	.331
<b>Minor League Totals</b>		<b>.239</b>	<b>211</b>	<b>746</b>	<b>98</b>	<b>178</b>	<b>29</b>	<b>8</b>	<b>6</b>	<b>66</b>	<b>14</b>	<b>12</b>	<b>10</b>	<b>105</b>	<b>149</b>	<b>27</b>	<b>2</b>	<b>33</b>	<b>.336</b>

**MILDREN, ETHAN WILLIAM****PITCHER****HEIGHT:** 6-4**BATS:** R**BORN:** 6/4/1991 in Hopwood, PA**WEIGHT:** 224**THROWS:** R**RESIDES:** Hopwood, PA**SIGNED BY:** Jay Weitzel**SCHOOL:** University of Pittsburgh**HOW OBTAINED:** Twins 12th round pick in the 2013 First-Year Player Draft.

YEAR	TEAM	W-L	ERA	G	GS	CG	SH	SV	IP	H	R	ER	HR	HB	BB	SO	WP	BK	BAA
2013	Elizabethton	1-1	1.65	12	0	0	0	0	16.1	15	4	3	0	1	7	13	0	0	.254
<b>Minor League Totals</b>		<b>1-1</b>	<b>1.65</b>	<b>12</b>	<b>0</b>	<b>0</b>	<b>0</b>	<b>0</b>	<b>16.1</b>	<b>15</b>	<b>4</b>	<b>3</b>	<b>0</b>	<b>1</b>	<b>7</b>	<b>13</b>	<b>0</b>	<b>0</b>	<b>.254</b>

**MINIER, GERMAN AMAURYS (AMAURYS)****SHORTSTOP****HEIGHT:** 6-2**BATS:** S**BORN:** 1/30/1996 in San Cristobal, DR**WEIGHT:** 217**THROWS:** R**RESIDES:** Santo Domingo, DR**SIGNED BY:** Fred Guerrero**SCHOOL:** - -**HOW OBTAINED:** Signed as an undrafted free agent, July 2, 2012.

**2013:** Began professional career with the GCL Twins where he led the team in home runs and was tied first in the GCL in homers.

YEAR	TEAM	AVG	G	AB	R	H	2B	3B	HR	RBI	SH	SF	HB	BB	SO	SB	CS	E	OBP
2013	GCL Twins	.214	31	112	10	24	5	2	6	17	0	1	0	6	29	1	1	6	.252
<b>Minor League Totals</b>		<b>.214</b>	<b>31</b>	<b>112</b>	<b>10</b>	<b>24</b>	<b>5</b>	<b>2</b>	<b>6</b>	<b>17</b>	<b>0</b>	<b>1</b>	<b>0</b>	<b>6</b>	<b>29</b>	<b>1</b>	<b>1</b>	<b>6</b>	<b>.252</b>

**MITCHELL, JERMAINE CORNELIUS****OUTFIELDER**

SEE PAGE 98

**MOLINA, NELSON DOMIEL****SHORTSTOP****HEIGHT:** 6-3**BATS:** L**BORN:** 4/30/1995 in Arecibo, PR**WEIGHT:** 154**THROWS:** R**RESIDES:** Arecibo, PR**SIGNED BY:** Freddie Thon**SCHOOL:** Antonio Lucchetti (PR) High School**HOW OBTAINED:** Twins 11th round pick in the 2013 First-Year Player Draft.

YEAR	TEAM	AVG	G	AB	R	H	2B	3B	HR	RBI	SH	SF	HB	BB	SO	SB	CS	E	OBP
2013	GCL Twins	.110	36	109	13	12	1	0	0	3	2	0	3	6	15	2	3	8	.178
<b>Minor League Totals</b>		<b>.110</b>	<b>36</b>	<b>109</b>	<b>13</b>	<b>12</b>	<b>1</b>	<b>0</b>	<b>0</b>	<b>3</b>	<b>2</b>	<b>0</b>	<b>3</b>	<b>6</b>	<b>15</b>	<b>2</b>	<b>3</b>	<b>8</b>	<b>.178</b>



**MOLINA, ROBERT ALFONSO****CATCHER**

HEIGHT: 5-11

BATS: S

BORN: 9/16/1996 in Punta Cardon, Falcon, VZ

WEIGHT: 175

THROWS: R

RESIDES: Punto Fijo, Falcon, VZ

SIGNED BY: Jose Leon

SCHOOL: --

HOW OBTAINED: Signed as an undrafted free agent, July 3, 2013.

YEAR	TEAM	AVG	G	AB	R	H	2B	3B	HR	RBI	SH	SF	HB	BB	SO	SB	CS	E	OBP
2014	Will be his first season in professional baseball.																		

**MONTANEZ, JOSUE****PITCHER**

HEIGHT: 6-1

BATS: L

BORN: 1/15/1992 in Rio Piedras, PR

WEIGHT: 217

THROWS: L

RESIDES: Rio Piedras, PR

SIGNED BY: Hector Otero

SCHOOL: Miami Dade Community College South

HOW OBTAINED: Twins 15th round pick in the 2011 First-Year Player Draft.

YEAR	TEAM	W-L	ERA	G	GS	CG	SH	SV	IP	H	R	ER	HR	HB	BB	SO	WP	BK	BAA
2011	GCL Twins	1-0	5.25	8	0	0	0	0	12.0	15	8	7	1	0	4	14	1	0	.300
2012	GCL Twins	2-0	0.36	8	4	0	0	0	25.0	13	5	1	0	0	8	30	1	0	.149
2013	Cedar Rapids	7-5	3.97	26	12	0	0	1	90.2	88	51	40	13	7	30	55	4	0	.258
Minor League Totals		10-5	3.38	42	16	0	0	1	127.2	116	64	48	14	7	42	99	6	0	.243

**MONTESINO, ARIEL****INFIELDER**

HEIGHT: 5-10

BATS: S

BORN: 9/21/1995 in Mao, DR

WEIGHT: 160

THROWS: R

RESIDES: Mao, DR

SIGNED BY: Fred Guerrero

SCHOOL: --

HOW OBTAINED: Signed as an undrafted free agent, May 8, 2013.

YEAR	TEAM	AVG	G	AB	R	H	2B	3B	HR	RBI	SH	SF	HB	BB	SO	SB	CS	E	OBP
2013	DSL Twins	.270	23	74	10	20	2	3	1	11	1	0	3	12	19	8	2	3	.393
Minor League Totals		.270	23	74	10	20	2	3	1	11	1	0	3	12	19	8	2	3	.393

**MOREL, EMMANUEL DE JESUS****SHORTSTOP**

HEIGHT: 5-10

BATS: S

BORN: 5/4/1997 in Santo Domingo, DR

WEIGHT: 150

THROWS: R

RESIDES: Santo Domingo, DR

SIGNED BY: Fred Guerrero

SCHOOL: --

HOW OBTAINED: Signed as an undrafted free agent, July 8, 2013.

YEAR	TEAM	AVG	G	AB	R	H	2B	3B	HR	RBI	SH	SF	HB	BB	SO	SB	CS	E	OBP
2014	Will be his first season in professional baseball.																		

**MUREN, ALEXANDER RICHARD****PITCHER**

HEIGHT: 6-3

BATS: R

BORN: 11/6/1991 in Poway, CA

WEIGHT: 201

THROWS: R

RESIDES: Ramona, CA

SIGNED BY: Taylor Cameron

SCHOOL: Cal State University Northridge

HOW OBTAINED: Twins 12th round pick in the 2012 First-Year Player Draft.

2013: Spent entire season with Single-A Cedar Rapids...led team in appearances and innings pitched among relievers.

YEAR	TEAM	W-L	ERA	G	GS	CG	SH	SV	IP	H	R	ER	HR	HB	BB	SO	WP	BK	BAA
2012	GCL Twins	3-2	1.46	15	0	0	0	4	24.2	12	5	4	0	0	9	12	0	0	.143
2013	Cedar Rapids	6-1	2.85	33	0	0	0	2	60.0	50	24	19	3	0	18	36	4	0	.223
Minor League Totals		9-3	2.44	48	0	0	0	6	84.2	62	29	23	3	0	27	48	4	0	.201

**MURPHY, JONATHAN BROWN****OUTFIELDER**

HEIGHT: 6-1

BATS: R

BORN: 6/23/1990 in Jacksonville, FL

WEIGHT: 188

THROWS: R

RESIDES: Jacksonville, FL

SIGNED BY: Billy Corrigan

SCHOOL: Jacksonville University

HOW OBTAINED: Twins 19th round pick in the 2012 First-Year Player Draft.

YEAR	TEAM	AVG	G	AB	R	H	2B	3B	HR	RBI	SH	SF	HB	BB	SO	SB	CS	E	OBP
2012	GCL Twins	.216	52	171	29	37	9	1	2	22	1	2	3	15	41	13	7	1	.288
2013	Ft. Myers	.248	38	129	14	32	6	0	1	9	1	0	2	5	27	5	3	4	.287
	Cedar Rapids	.272	56	224	31	61	7	4	2	22	2	0	3	24	55	7	4	2	.351
Minor League Totals		.248	146	524	74	130	22	5	5	53	4	2	8	44	123	25	14	7	.315

MINOR LEAGUES  
2014  
ASG



**NAVARRETO, BRIAN EDUARDO****CATCHER****HEIGHT:** 6-2**BATS:** R**BORN:** 12/29/1994 in Bayamon, PR**WEIGHT:** 204**THROWS:** R**RESIDES:** Jacksonville, FL**SIGNED BY:** Brent Shelton**SCHOOL:** Arlington Country Day School**HOW OBTAINED:** Twins 6th round pick in the 2013 First-Year Player Draft.**2013:** Began his professional career with the GCL Twins...led the Twins in doubles.

YEAR	TEAM	AVG	G	AB	R	H	2B	3B	HR	RBI	SH	SF	HB	BB	SO	SB	CS	E	OBP
2013	GCL Twins	.226	42	137	15	31	10	0	3	16	1	1	4	15	35	3	1	3	.318
Minor League Totals		.226	42	137	15	31	10	0	3	16	1	1	4	15	35	3	1	3	.318

**OLIVEROS, LESTER JESUS****PITCHER**

SEE PAGES 102-103

**O'ROURKE, RYAN PATRICK****PITCHER****HEIGHT:** 6-3**BATS:** L**BORN:** 4/30/1988 in Worcester, MA**WEIGHT:** 226**THROWS:** L**RESIDES:** Worcester, MA**SIGNED BY:** John Wilson**SCHOOL:** Merrimack College**HOW OBTAINED:** Twins 13th round pick in the 2010 First-Year Player Draft.**2013:** Split season with Single-A Ft. Myers and Double-A New Britain, making 17 appearances in relief at each level...**2012:** Began season with Single-A Beloit and finished with Single-A Ft. Myers...**2011:** Spent entire season with Single-A Beloit...named a MiLB.com Twins Organizational All-Star.

YEAR	CLUB	W-L	ERA	G	GS	CG	SH	SV	IP	H	R	ER	HR	HB	BB	SO	WP	BK	BAA
2010	Elizabethton	1-3	5.10	13	5	0	0	0	42.1	52	26	24	2	3	7	39	3	0	.306
2011	Beloit	5-5	3.18	34	17	0	0	1	110.1	116	45	39	7	2	32	107	5	2	.272
2012	Beloit	2-5	5.59	29	2	0	0	2	56.1	61	38	35	7	0	16	56	6	0	.272
	Ft. Myers	0-1	5.50	9	0	0	0	0	18.0	22	13	11	1	1	4	16	3	0	.297
2013	Ft. Myers	5-1	2.22	17	0	0	0	3	28.1	19	7	7	3	0	8	21	2	0	.190
	New Britain	0-2	4.67	17	0	0	0	2	17.1	15	10	9	0	0	7	19	3	0	.238
Minor League Totals		13-17	4.13	119	24	0	0	8	272.2	285	139	125	20	6	74	258	22	2	.269

**ORTIZ, DANIEL (DANNY)****OUTFIELDER****HEIGHT:** 5-11**BATS:** L**BORN:** 1/5/1990 in Caguas, PR**WEIGHT:** 179**THROWS:** L**RESIDES:** Cayey, PR**SIGNED BY:** Hector Otero**SCHOOL:** Benjamin Harrison (PR) High School**HOW OBTAINED:** Twins 4th round pick in the 2008 First-Year Player Draft.**2013:** Spent entire season with Double-A New Britain playing in 133 of the teams 142 games...led team in games played and was second in hits, doubles and RBI and tied second in triples...played for Mayaguez in the Puerto Rican Winter League where he was named a PWL Postseason All-Star...**2012:** Florida State League Player of the Week July 2-8...**2011:** Played entire season with Single-A Beloit...played in 129 games...recorded 112 hits in 468 at-bats and was named a Midwest League Midseason All-Star...**2010:** Spent entire season with Rookie Elizabethton...finished season second on team in home runs, total bases and RBI...third on team in games and at bats...**2009:** Disabled entire season after left knee surgery...**2008:** Led team in triples and RBI.

YEAR	TEAM	AVG	G	AB	R	H	2B	3B	HR	RBI	SH	SF	HB	BB	SO	SB	CS	E	OBP
2008	GCL Twins	.274	48	186	22	50	11	5	2	27	1	2	5	11	30	4	0	1	.328
2009	Injured - Did Not Play																		
2010	Elizabethton	.259	62	239	35	62	16	4	11	43	0	6	2	14	60	1	0	4	.299
2011	Beloit	.239	129	468	58	112	33	4	10	71	1	6	2	37	96	7	5	6	.294
2012	Beloit	.299	22	87	8	26	4	0	2	13	2	0	1	4	15	3	4	1	.337
	Ft. Myers	.269	97	375	55	101	24	5	8	35	3	3	3	22	67	4	4	1	.313
2013	New Britain	.258	133	484	63	125	27	4	12	60	2	4	4	27	88	1	4	9	.301
Minor League Totals		.259	491	1839	241	477	115	22	45	249	9	20	17	115	356	20	17	22	.306

**PACHECO, ADONIS ALEXANDER****PITCHER****HEIGHT:** 5-11**BATS:** L**BORN:** 7/14/1991 in Santo Domingo, Dominican Republic**WEIGHT:** 170**THROWS:** L**RESIDES:** Santo Domingo, DR**SIGNED BY:** Fred Guerrero**SCHOOL:** - -**HOW OBTAINED:** Signed as an undrafted free agent, September 9, 2009.**2013:** Made transition to pitcher following the season...**2012:** Played third consecutive season with DSL Twins...recorded a season career-high RBI (34)...**2011:** Played entire season with DSL Twins...ranked second on team in games and third in at-bats...**2010:** Began his professional career with DSL Twins...led team in games and finished second in at bats.

YEAR	TEAM	AVG	G	AB	R	H	2B	3B	HR	RBI	SH	SF	HB	BB	SO	SB	CS	E	OBP
2010	DSL Twins	.214	53	154	14	33	4	2	0	16	1	3	1	22	32	7	9	6	.311
2011	DSL Twins	.285	58	186	24	53	7	7	0	22	3	0	1	22	33	16	8	7	.364
2012	DSL Twins	.322	61	211	42	68	9	12	4	34	1	2	4	28	40	18	5	5	.408
2013	GCL Twins	.225	46	142	16	32	6	4	1	12	0	2	0	14	19	5	2	4	.291
Minor League Totals		.268	218	693	96	186	26	25	5	84	5	7	6	86	124	46	24	22	.351



**PALACIOS, JERMAINE MANUEL****SHORTSTOP****HEIGHT:** 6-0**BATS:** S**BORN:** 07/19/1996 in Barquisimeto, VZ**WEIGHT:** 145**THROWS:** R**RESIDES:** Barquisimeto, VZ**SIGNED BY:** Jose Leon**SCHOOL:** --**HOW OBTAINED:** Signed as an undrafted free agent, September 6, 2013.

YEAR	TEAM	AVG	G	AB	R	H	2B	3B	HR	RBI	SH	SF	HB	BB	SO	SB	CS	E	OBP
2014	Will be his first season in professional baseball.																		

**PARRA, JORGE DANIEL****OUTFIELDER****HEIGHT:** 6-0**BATS:** L**BORN:** 6/14/1995 in Caracas, Distrito Capital, VZ**WEIGHT:** 176**THROWS:** L**RESIDES:** Caracas, Distrito Capital, VZ**SIGNED BY:** Jose Leon**SCHOOL:** --**HOW OBTAINED:** Signed as non-drafted free agent, September 17, 2012.

YEAR	TEAM	AVG	G	AB	R	H	2B	3B	HR	RBI	SH	SF	HB	BB	SO	SB	CS	E	OBP
2013	DSL Twins	.195	45	159	19	31	5	1	0	15	1	2	2	15	44	7	4	3	.270
Minor League Totals		.195	45	159	19	31	5	1	0	15	1	2	2	15	44	7	4	3	.270

**PEARCE, CALLAN LEE****PITCHER****HEIGHT:** 6-3**BATS:** R**BORN:** 8/1/1995 in Durban, South Africa**WEIGHT:** 190**THROWS:** R**RESIDES:** Durban, South Africa**SIGNED BY:** Glenn Godwin**SCHOOL:** --**HOW OBTAINED:** Signed as an undrafted free agent, July 2, 2013.

YEAR	TEAM	W-L	ERA	G	GS	CG	SH	SV	IP	H	R	ER	HR	HB	BB	SO	WP	BK	BAA
2014	Will be his first season in professional baseball.																		

**PENILLA, DERRICK ANTHONY****PITCHER****HEIGHT:** 6-2**BATS:** L**BORN:** 12/31/1991 in San Dimas, CA**WEIGHT:** 180**THROWS:** L**RESIDES:** San Dimas, CA**SIGNED BY:** John Leavitt**SCHOOL:** Mount San Antonio Junior College**HOW OBTAINED:** Twins 15th round pick in the 2013 First-Year Player Draft.

YEAR	TEAM	W-L	ERA	G	GS	CG	SH	SV	IP	H	R	ER	HR	HB	BB	SO	WP	BK	BAA
2013	GCL Twins	1-2	5.40	14	1	0	0	3	13.1	19	11	8	0	1	7	13	3	1	.339
Minor League Totals		1-2	5.40	14	1	0	0	3	13.1	19	11	8	0	1	7	13	3	1	.339

**PEREZ, RANDOLPH DARINEL****PITCHER****HEIGHT:** 6-00**BATS:** R**BORN:** 4/23/1994 in Neyba, DR**WEIGHT:** 175**THROWS:** R**RESIDES:** Neyba, DR**SIGNED BY:** Fred Guerrero**SCHOOL:** --**HOW OBTAINED:** Signed as an undrafted free agent, May 10, 2013.

YEAR	TEAM	W-L	ERA	G	GS	CG	SH	SV	IP	H	R	ER	HR	HB	BB	SO	WP	BK	BAA
2013	DSL Twins	0-0	6.23	9	0	0	0	1	8.2	10	8	6	0	3	5	9	1	0	.278
Minor League Totals		0-0	6.23	9	0	0	0	1	8.2	10	8	6	0	3	5	9	1	0	.278

**PEREZ, SEBASTIAN****PITCHER****HEIGHT:** 6-1**BATS:** R**BORN:** 5/17/1995 in Neyba, DR**WEIGHT:** 175**THROWS:** R**RESIDES:** Neyba, DR**SIGNED BY:** Fred Guerrero**SCHOOL:** --**HOW OBTAINED:** Signed as an undrafted free agent, October 28, 2011.

YEAR	TEAM	W-L	ERA	G	GS	CG	SH	SV	IP	H	R	ER	HR	HB	BB	SO	WP	BK	BAA
2012	DSL Twins	1-1	5.64	14	0	0	0	0	22.1	25	21	14	1	4	12	7	1	0	.294
2013	DSL Twins	2-2	4.64	20	0	0	0	3	33.0	33	28	17	1	6	16	18	8	1	.258
Minor League Totals		3-3	5.04	34	0	0	0	3	55.1	58	49	31	2	10	28	25	9	1	.272

**PETERSON, BRANDON SCOTT****PITCHER****HEIGHT:** 6-1**BATS:** R**BORN:** 9/23/1991 in Burnsville, MN**WEIGHT:** 196**THROWS:** R**RESIDES:** Savage, MN**SIGNED BY:** JR DiMercurio**SCHOOL:** Wichita State University**HOW OBTAINED:** Twins 13th round pick in the 2013 First-Year Player Draft.

2013: Spent first professional season with Rookie Elizabethton...led Appalachian League with a 13.17 strikeouts-per-9.0 innings pitched and was fourth with a 10.21 baserunners-per-9.0 inning ratio.

YEAR	TEAM	W-L	ERA	G	GS	CG	SH	SV	IP	H	R	ER	HR	HB	BB	SO	WP	BK	BAA
2013	Elizabethton	0-2	2.96	19	0	0	0	5	27.1	22	9	9	3	0	9	40	2	0	.224
Minor League Totals		0-2	2.96	19	0	0	0	5	27.1	22	9	9	3	0	9	40	2	0	.224

MINOR LEAGUES  
2014  
ASG



**PETTERSEN, ADAM JESSE [A.J.]****SHORTSTOP****HEIGHT:** 5-9**BATS:** R**BORN:** 11/19/1988 in Edina, MN**WEIGHT:** 162**THROWS:** R**RESIDES:** Minnetonka, MN**SIGNED BY:** Mark Wilson**SCHOOL:** University of Minnesota**HOW OBTAINED:** Twins 25th round pick in the 2011 First-Year Player Draft.**2013:** Began the season with Single-A Ft. Myers...transferred to Double-A New Britain May 3...transferred back to Ft. Myers August 17 and finished the season with the Miracle.

YEAR	TEAM	AVG	G	AB	R	H	2B	3B	HR	RBI	SH	SF	HB	BB	SO	SB	CS	E	OBP
2011	Elizabethton	.286	17	56	16	16	2	0	1	7	0	1	3	7	9	1	0	3	.388
2012	Beloit	.248	93	319	51	79	13	2	2	35	12	5	4	28	53	12	2	12	.312
2013	New Britain	.150	49	120	13	18	4	0	0	5	3	0	7	17	17	3	2	1	.292
	Ft. Myers	.248	37	129	20	32	4	0	1	10	4	3	8	9	10	4	1	3	.329
<b>Minor League Totals</b>		<b>.232</b>	<b>196</b>	<b>624</b>	<b>100</b>	<b>145</b>	<b>23</b>	<b>2</b>	<b>4</b>	<b>57</b>	<b>19</b>	<b>9</b>	<b>22</b>	<b>61</b>	<b>89</b>	<b>20</b>	<b>5</b>	<b>19</b>	<b>.318</b>

**PIMENTEL, JAVIER ALBERTO****SHORTSTOP****HEIGHT:** 6-2**BATS:** R**BORN:** 3/13/1994 in Bani, DR**WEIGHT:** 202**THROWS:** R**RESIDES:** Bani, DR**SIGNED BY:** Fred Guerrero**SCHOOL:** --**HOW OBTAINED:** Signed as an undrafted free agent, November 25, 2010.**2012:** Named utility player on MiLB.com organizational All-Star team.

YEAR	TEAM	AVG	G	AB	R	H	2B	3B	HR	RBI	SH	SF	HB	BB	SO	SB	CS	E	OBP
2011	DSL Twins	.220	25	91	14	20	4	2	2	15	0	1	0	9	31	1	1	6	.287
	GCL Twins	.167	28	102	10	17	5	2	1	10	1	0	3	5	19	1	1	7	.227
2012	GCL Twins	.198	36	121	10	24	7	0	1	13	0	1	2	2	34	1	1	4	.222
2013	Elizabethton	.216	45	153	17	33	11	2	0	14	0	1	1	12	61	0	1	9	.275
<b>Minor League Totals</b>		<b>.201</b>	<b>134</b>	<b>467</b>	<b>51</b>	<b>94</b>	<b>27</b>	<b>6</b>	<b>4</b>	<b>52</b>	<b>1</b>	<b>3</b>	<b>6</b>	<b>28</b>	<b>145</b>	<b>3</b>	<b>4</b>	<b>26</b>	<b>.254</b>

**PINEDA, JEREMIAS****OUTFIELDER****HEIGHT:** 5-11**BATS:** S**BORN:** 11/16/1990 in Hormigo, DR**WEIGHT:** 184**THROWS:** R**RESIDES:** Hormigo, DR**ORIGINALLY SIGNED BY:** Red Sox as an undrafted free agent, October 20, 2012.**SCHOOL:** --**HOW OBTAINED:** Trade with Red Sox in exchange for Danny Valencia, August 5, 2012.**2013:** Spent first full season in the Twins organization with Single-A Cedar Rapids...**2012:** Named a GCL Postseason All-Star...Gulf Coast League Most Valuable Player.

YEAR	TEAM	AVG	G	AB	R	H	2B	3B	HR	RBI	SH	SF	HB	BB	SO	SB	CS	E	OBP
2011	DSL Red Sox	.224	18	58	5	13	2	2	1	10	0	1	0	1	8	25	4	1	.328
	GCL Red Sox	.140	16	43	5	6	0	0	0	0	1	0	2	5	16	2	1	1	.260
2012	GCL Red Sox	.421	36	133	20	56	9	3	0	22	1	1	2	5	22	14	7	2	.447
	GCL Twins	.237	16	59	8	14	0	1	1	3	0	0	1	6	16	9	2	1	.318
2013	Cedar Rapids	.239	68	230	35	55	6	1	2	21	1	1	7	20	64	16	4	7	.318
<b>Minor League Totals</b>		<b>.275</b>	<b>154</b>	<b>523</b>	<b>73</b>	<b>144</b>	<b>17</b>	<b>7</b>	<b>4</b>	<b>56</b>	<b>3</b>	<b>2</b>	<b>13</b>	<b>44</b>	<b>143</b>	<b>45</b>	<b>15</b>	<b>12</b>	<b>.345</b>

**PINO, YOHAN JOSE****PITCHER**

SEE PAGES 111-112

**POLANCO, JOEL BIENVENIDO****CATCHER****HEIGHT:** 5-11**BATS:** R**BORN:** 8/15/1992 in Santo Domingo, DR**WEIGHT:** 201**THROWS:** R**RESIDES:** Santo Domingo, DR**SIGNED BY:** Fred Guerrero**SCHOOL:** --**HOW OBTAINED:** Signed as an undrafted free agent, December, 22, 2010.

YEAR	TEAM	AVG	G	AB	R	H	2B	3B	HR	RBI	SH	SF	HB	BB	SO	SB	CS	E	OBP
2011	DSL Twins	.205	44	127	18	26	8	1	0	13	3	1	6	27	35	3	7	3	.366
2012	DSL Twins	.254	39	134	23	34	15	1	0	17	1	1	7	18	27	6	2	4	.369
2013	GCL Twins	.203	25	79	5	16	6	1	0	12	0	2	4	8	24	0	1	3	.301
<b>Minor League Totals</b>		<b>.224</b>	<b>108</b>	<b>340</b>	<b>46</b>	<b>76</b>	<b>29</b>	<b>3</b>	<b>0</b>	<b>42</b>	<b>4</b>	<b>4</b>	<b>17</b>	<b>53</b>	<b>86</b>	<b>9</b>	<b>10</b>	<b>10</b>	<b>.353</b>

**POWELL, CHRISTIAN DEAN****PITCHER****HEIGHT:** 6-4**BATS:** L**BORN:** 7/3/1991 in Greenwood, SC**WEIGHT:** 231**THROWS:** R**RESIDES:** Greenwood, SC**SIGNED BY:** Ricky Taylor**SCHOOL:** College of Charleston**HOW OBTAINED:** Twins 8th round pick in the 2012 First-Year Player Draft.

YEAR	TEAM	W-L	ERA	G	GS	CG	SH	SV	IP	H	R	ER	HR	HB	BB	SO	WP	BK	BAA
2012	Elizabethton	1-0	5.74	10	0	0	0	1	15.2	18	11	10	0	1	7	20	1	0	.290
2013	Cedar Rapids	3-5	5.81	14	10	0	0	0	62.0	83	43	40	5	1	34	50	10	0	.325
<b>Minor League Totals</b>		<b>4-5</b>	<b>5.79</b>	<b>24</b>	<b>10</b>	<b>0</b>	<b>0</b>	<b>1</b>	<b>77.2</b>	<b>101</b>	<b>54</b>	<b>50</b>	<b>5</b>	<b>2</b>	<b>41</b>	<b>70</b>	<b>11</b>	<b>0</b>	<b>.319</b>



**PROCTOR, JAKE ANDREW****OUTFIELDER****HEIGHT:** 6-2**BATS:** R**BORN:** 12/15/1990 in Cincinnati, OH**WEIGHT:** 219**THROWS:** R**RESIDES:** Cincinnati, OH**SIGNED BY:** Rick Sellers**SCHOOL:** University of Cincinnati**HOW OBTAINED:** Twins 14th round pick in the 2012 First-Year Player Draft.

YEAR	TEAM	AVG	G	AB	R	H	2B	3B	HR	RBI	SH	SF	HB	BB	SO	SB	CS	E	OBP
2013	Elizabethton	.194	10	36	5	7	2	1	0	3	0	0	0	2	12	0	0	0	.237
Minor League Totals		.194	10	36	5	7	2	1	0	3	0	0	0	2	12	0	0	0	.237

**QUESADA, MICHAEL SCOTT****CATCHER****HEIGHT:** 6-1**BATS:** R**BORN:** 2/1/1990 in Antioch, GA**WEIGHT:** 192**THROWS:** R**RESIDES:** Folsom, GA**SIGNED BY:** Elliott Strankman**SCHOOL:** Sierra Junior College**HOW OBTAINED:** Twins 24th round pick in the 2010 First-Year Player Draft.

YEAR	TEAM	AVG	G	AB	R	H	2B	3B	HR	RBI	SH	SF	HB	BB	SO	SB	CS	E	OBP
2010	GCL Twins	.100	3	10	1	1	0	0	0	1	0	0	0	1	5	0	0	2	.182
2011	GCL Twins	.211	41	133	20	28	7	2	3	15	2	1	3	18	27	4	0	5	.316
2012	Elizabethton	.234	18	64	13	15	5	0	0	10	0	0	1	8	16	0	0	1	.329
2013	Cedar Rapids	.202	62	208	28	42	13	1	2	21	0	1	1	34	57	0	0	4	.316
Minor League Totals		.207	124	415	62	86	25	3	5	47	2	2	5	61	105	4	0	12	.315

**QUEZADA, JOHAN RAMON****PITCHER****HEIGHT:** 6-6**BATS:** R**BORN:** 8/25/1994 in Santo Domingo, DR**WEIGHT:** 200**THROWS:** R**RESIDES:** Santo Domingo, DR**SIGNED BY:** Fred Guerrero**SCHOOL:** --**HOW OBTAINED:** Signed as an undrafted free agent, September 10, 2012.

YEAR	TEAM	W-L	ERA	G	GS	CG	SH	SV	IP	H	R	ER	HR	HB	BB	SO	WP	BK	BAA
2013	DSL Twins	0-1	10.29	11	5	0	0	0	14.0	14	21	16	0	2	28	12	14	0	.264
Minor League Totals		0-1	10.29	11	5	0	0	0	14.0	14	21	16	0	2	28	12	14	0	.264

**RAHL, CHRISTOPHER MILLER (CHRIS)****OUTFIELDER**

SEE PAGE 121

**RAMIREZ, JOEL ENRIQUE****SHORTSTOP****HEIGHT:** 6-0**BATS:** S**BORN:** 9/4/1993 in Santo Domingo, DR**WEIGHT:** 170**THROWS:** R**RESIDES:** Santo Domingo, DR**SIGNED BY:** Fred Guerrero**SCHOOL:** --**HOW OBTAINED:** Signed as an undrafted free agent, September 10, 2012.

2013: Began professional career with the DSL Twins...played 36 games at shortstop, eight at third and nine at second...was second on the team in stolen bases.

YEAR	TEAM	AVG	G	AB	R	H	2B	3B	HR	RBI	SH	SF	HB	BB	SO	SB	CS	E	OBP
2013	DSL Twins	.252	53	143	36	36	7	1	0	20	5	2	6	29	33	20	8	23	.394
Minor League Totals		.252	53	143	36	36	7	1	0	20	5	2	6	29	33	20	8	23	.394

**RAMIREZ, JOSE MICHAEL****PITCHER****HEIGHT:** 6-0**BATS:** R**BORN:** 8/19/1992 in Azua, DR**WEIGHT:** 170**THROWS:** R**RESIDES:** Azua, DR**SIGNED BY:** Fred Guerrero**SCHOOL:** --**HOW OBTAINED:** Signed as an undrafted free agent June 4, 2012.

2013: Spent second season with the DSL Twins...tied for team lead in starts.

YEAR	TEAM	W-L	ERA	G	GS	CG	SH	SV	IP	H	R	ER	HR	HB	BB	SO	WP	BK	BAA
2012	DSL Twins	1-0	5.11	15	0	0	0	1	24.2	31	23	14	2	2	11	24	3	0	.301
2013	DSL Twins	1-2	3.51	13	9	0	0	0	41.0	37	21	16	1	2	20	34	4	0	.240
Minor League Totals		2-2	4.11	28	9	0	0	1	65.2	68	44	30	3	4	31	58	7	0	.265

**RAMIREZ, WILKIN EMILIO****OUTFIELDER**

SEE PAGES 122-123

**RAMIREZ, WILLIAMS LEONEL****PITCHER****HEIGHT:** 6-1**BATS:** R**BORN:** 8/8/1992 in San Juan De La Maguana, DR**WEIGHT:** 195**THROWS:** R**RESIDES:** Esperanza, DR**SIGNED BY:** Fred Guerrero**SCHOOL:** --**HOW OBTAINED:** signed as an undrafted free agent, December 19, 2012

YEAR	TEAM	W-L	ERA	G	GS	CG	SH	SV	IP	H	R	ER	HR	HB	BB	SO	WP	BK	BAA
2013	DSL Twins	3-1	2.45	17	2	0	0	0	33.0	13	11	9	0	2	25	35	5	0	.123
Minor League Totals		3-1	2.45	17	2	0	0	0	33.0	13	11	9	0	2	25	35	5	0	.123



**RAY, LANCE GORDON**
**OUTFIELDER**

**HEIGHT:** 6-2  
**WEIGHT:** 201  
**SIGNED BY:** Earl Winn

**BATS:** L  
**THROWS:** R  
**SCHOOL:** University of Kentucky

**BORN:** 9/2/1989 in Las Vegas, NV  
**RESIDES:** Las Vegas, NV

**HOW OBTAINED:** Twins 8th round pick in the 2010 First-Year Player Draft.

**2012:** Florida State League Player of the Week May 7-13...**2011:** Played entire season with Single-A Beloit...named a Twins Organizational All-Star by MiLB.com...**2010:** Began professional career with Rookie Elizabethton...transferred to Single-A Beloit July 10...finished second on team in on-base percentage.

YEAR	TEAM	AVG	G	AB	R	H	2B	3B	HR	RBI	SH	SF	HB	BB	SO	SB	CS	E	OBP
2010	Elizabethton	.314	17	70	11	22	5	1	0	5	1	0	2	3	10	2	0	1	.360
	Beloit	.279	47	165	30	46	14	0	3	28	0	5	1	28	28	4	4	2	.377
2011	Beloit	.253	132	470	76	119	34	1	16	74	2	6	6	55	132	10	6	9	.335
2012	Ft. Myers	.234	108	367	42	86	21	1	13	66	1	5	3	50	81	5	1	6	.327
2013	GCL Twins	.231	7	26	4	6	1	0	0	2	0	0	1	4	6	1	0	0	.355
	Ft. Myers	.200	23	85	10	17	4	0	1	8	0	1	0	10	20	1	1	1	.281
Minor League Totals		.250	334	1183	173	296	79	3	33	183	4	17	13	150	277	23	12	19	.337

**ROBB, HEIN CHRISTOPHER**
**PITCHER**

**HEIGHT:** 6-5  
**WEIGHT:** 241  
**SIGNED BY:** Howard Norsetter

**BATS:** L  
**THROWS:** L  
**SCHOOL:** --

**BORN:** 5/12/1992 in Brakpan, Gauteng, South Africa  
**RESIDES:** Brakpan, Gauteng, South Africa

**HOW OBTAINED:** Signed as an undrafted free agent, July 4, 2008.

**2013:** Began season with Single-A Cedar Rapids making three starts...transferred to Rookie Elizabethton in mid-June...made 11 starts, including his first career complete game and shutout August 7, allowing just two hits and no walks while striking out nine in 9.0 innings...named the Pioneer League Pitcher of the Week following that complete game shutout...finished with the ninth best ERA, the fifth most innings pitched and the fifth best walks-per-9.0 inning ratio (1.86) in the Appalachian League...led the E-Twins in innings, tied for the team lead in wins and was second in strikeouts...his 3.42 combined ERA was the ninth best in the Twins minor league system.

YEAR	TEAM	W-L	ERA	G	GS	CG	SH	SV	IP	H	R	ER	HR	HB	BB	SO	WP	BK	BAA
2009	Played in Australian Summer League																		
2010	GCL Twins	0-1	12.54	9	0	0	0	0	9.1	18	13	13	2	1	7	3	3	0	.439
2011	GCL Twins	0-2	3.82	11	11	0	0	0	37.2	39	21	16	0	0	17	29	1	1	.262
2012	Elizabethton	2-4	3.73	13	8	0	0	0	41.0	47	26	17	4	4	14	38	5	1	.280
2013	Cedar Rapids	0-0	7.59	3	3	0	0	0	10.2	11	10	9	0	0	9	10	0	0	.250
	Elizabethton	4-4	2.71	11	11	1	1	0	63.0	63	20	19	2	3	13	52	4	0	.263
Minor League Totals		6-11	4.12	47	33	1	1	0	161.2	178	90	74	8	8	60	132	13	2	.277

**ROBERTS, NATHANIEL JAMES [NATE]**
**OUTFIELDER**

**HEIGHT:** 6-1  
**WEIGHT:** 185  
**SIGNED BY:** Ricky Taylor

**BATS:** L  
**THROWS:** R  
**SCHOOL:** High Point University

**BORN:** 2/25/1989 in Park Ridge, IL  
**RESIDES:** Spring Grove, IL

**HOW OBTAINED:** Twins 5th round pick in the 2010 First-Year Player Draft.

**2012:** Ranked first on team in on-base percentage, second in batting average...played for Peoria Javelinas in the Arizona Fall League, batting .446 (29-for-65) with five doubles, three home runs, 15 RBI and 15 runs scored in 19 games; won the AFL batting title — second highest average in AFL history, behind Kansas City's Ken Harvey (.479 in 2002)...named to AFL 2012 Top Prospect Team...**2011:** Played entire season with Single-A Beloit...recorded 67 hits in 222 at-bats...**2010:** Began professional career with Rookie Elizabethton...led team in on-base percentage...finished season ranked second on team in batting average, slugging percentage and OPS...named Appalachian League Player of the Week August 9.

YEAR	TEAM	AVG	G	AB	R	H	2B	3B	HR	RBI	SH	SF	HB	BB	SO	SB	CS	E	OBP
2010	Elizabethton	.336	35	128	30	43	10	1	5	17	0	0	4	21	29	5	2	0	.444
2011	Beloit	.302	68	222	55	67	12	4	4	34	3	1	29	28	48	9	4	3	.443
2012	Beloit	.299	76	281	60	84	18	3	4	33	3	1	23	44	37	27	8	5	.433
2013	Ft. Myers	.250	1	4	0	1	1	0	0	1	0	0	1	0	0	0	0	0	.400
Minor League Totals		.307	180	635	145	195	41	8	13	85	6	2	57	93	114	41	14	8	.438

**RODGERS, CHAD MARTIN**
**PITCHER**

**HEIGHT:** 6-3  
**WEIGHT:** 220  
**ORIGINALLY SIGNED BY:** Atlanta's 3rd round pick in the 2006 First Year Player Draft  
**HOW OBTAINED:** Signed as a minor league free agent, March 6, 2013.

**BATS:** L  
**THROWS:** L  
**BORN:** 11/23/1987 in Akron, OH  
**RESIDES:** Bonita Springs, FL  
**SCHOOL:** Walsh Jesuit (OH) High School

**2013:** Spent entire season with Single-A Ft. Myers making 31 appearances, the most in a season since 2010 (33)...named a Florida State League Midseason All-Star...led all Miracle relievers and was third on the team in wins and was third in appearances...**2011:** Placed on the disabled list after appearing in one game for Single-A Lynchburg and spent the entire season on the DL...**2010:** Appeared in a career-high 33 games after missing much of 2009 with injuries...**2009:** Split the season between GCL Braves and Single-A Myrtle Beach...pitched in just seven games due to shoulder injuries...**2008:** Rated the 25th best prospect in the Braves organization by *Baseball America* entering 2009...**2007:** Made 10 starts for Danville...his only relief appearance converted a save...**2006:** Named the organization's GCL Pitcher of the Year...rated the 20th best prospect by *Baseball America* entering 2007.



YEAR	TEAM	W-L	ERA	G	GS	CG	SH	SV	IP	H	R	ER	HR	HB	BB	SO	WP	BK	BAA
2006	GCL Braves	3-2	2.31	11	5	0	0	1	39.0	31	14	10	1	4	13	30	2	3	.217
2007	Danville	3-1	3.88	11	10	0	0	1	48.2	40	21	21	2	1	11	46	3	2	.220
2008	Rome	2-10	4.53	20	16	0	0	0	91.1	96	54	46	5	3	28	77	6	3	.267
2009	GCL Braves	1-0	4.50	3	0	0	0	0	4.0	3	2	2	1	1	0	2	0	0	.214
	Myrtle Beach	0-1	6.75	4	0	0	0	0	4.0	5	4	3	0	2	2	4	0	0	.313
2010	Myrtle Beach	1-8	4.73	33	0	0	0	2	45.2	45	31	24	0	3	27	37	3	0	.260
2011	Lynchburg	0-0	0.00	1	0	0	0	0	0.2	0	0	0	0	0	0	1	0	0	.000
2012	GCL Braves	0-2	5.14	7	3	0	0	0	7.0	9	10	4	0	0	4	10	0	0	.290
2013	Ft. Myers	8-2	4.13	31	0	0	0	0	52.1	56	34	24	4	1	19	38	5	1	.272
Minor League Totals		18-26	4.12	121	34	0	0	4	292.2	285	170	134	13	15	104	245	19	9	.253

#### RODRIGUEZ, IVAN DERECK [DERECK]

PITCHER

HEIGHT: 6-1

WEIGHT: 175

SIGNED BY: Hector Otero

HOW OBTAINED: Twins 6th round pick in 2011 First-Year Player Draft.

BATS: R

THROWS: R

SCHOOL: Pace (FL) High School

BORN: 6/5/1992 in Arlington, TX

RESIDES: Plantation, FL

2013: Made the transition from outfielder to pitcher following the season...PERSONAL: Son of former major league catcher Ivan Rodriguez.

YEAR	TEAM	AVG	G	AB	R	H	2B	3B	HR	RBI	SH	SF	HB	BB	SO	SB	CS	E	OBP
2011	GCL Twins	.156	29	90	4	14	4	0	0	5	1	0	2	5	35	2	0	1	.216
2012	GCL Twins	.263	30	99	13	26	8	0	3	12	0	0	2	11	31	6	2	1	.348
2013	Elizabethton	.222	41	153	23	34	11	0	3	19	1	1	2	8	46	7	1	2	.268
Minor League Totals		.216	100	342	40	74	23	0	6	36	2	1	6	24	112	15	3	4	.279

#### RODRIGUEZ, JAIRO ALEJANDRO

CATCHER

HEIGHT: 5-11

WEIGHT: 198

SIGNED BY: Jose Leon

HOW OBTAINED: Signed as an undrafted free agent, May 9, 2007.

BATS: R

THROWS: R

SCHOOL: --

BORN: 8/24/1988 in Acarigua, VZ

RESIDES: Acarigua, VZ

2012: Midwest League All-Star Game selection.

YEAR	TEAM	AVG	G	AB	R	H	2B	3B	HR	RBI	SH	SF	HB	BB	SO	SB	CS	E	OBP
2007	VSL Twins	.348	34	112	19	39	2	0	0	14	1	2	4	8	6	0	0	2	.405
2008	DSL Twins	.236	42	140	17	33	4	0	2	14	0	0	0	13	16	2	2	3	.301
2009	DSL Twins	.235	54	196	19	46	15	1	0	25	2	3	4	16	16	1	1	0	.301
2010	GCL Twins	.209	25	91	10	19	7	0	0	10	2	0	0	3	10	0	0	2	.234
2011	GCL Twins	.300	3	10	1	3	0	0	0	1	0	1	0	1	1	1	0	1	.333
	Elizabethton	.208	26	96	9	20	2	0	1	8	0	2	2	5	20	1	1	4	.257
2012	Beloit	.265	64	215	20	57	12	0	2	20	6	1	3	18	40	0	0	9	.329
2013	Rochester	.000	1	1	0	0	0	0	0	0	0	0	0	0	1	0	0	0	.000
	Cedar Rapids	.140	16	50	8	7	2	0	0	4	1	1	0	6	7	0	0	2	.228
	Ft. Myers	.246	37	130	8	32	3	0	0	14	2	2	2	3	10	0	0	1	.270
Minor League Totals		.246	302	1041	111	256	47	1	5	110	14	12	15	73	127	5	4	24	.301

#### RODRIGUEZ, REYNALDO A.

FIRST BASEMAN

HEIGHT: 6-0

WEIGHT: 202

ORIGINALLY SIGNED BY: Signed as an undrafted free agent, December 1, 2003 by the Yankees.

HOW OBTAINED: Signed as a minor league free agent, December 7, 2012.

BATS: R

THROWS: R

BORN: 7/2/1986 in Cartagena, Colombia

RESIDES: Cartagena, Bolivar, Colombia

SCHOOL: --

2013: Signed with the Twins as a minor league free agent December 7, 2012...spent the entire season with Double-A New Britain as the every day first baseman and set career highs in nearly every offensive category...led the Rock Cats in runs scored, doubles and strikeouts...led the Eastern League in extra-base hits (58), as third in doubles, fourth in home runs per at-bat (1 HR/19.76 AB), and fifth in slugging percentage (.482)...2012: Spent entire season in the Red Sox organization, splitting time between Double-A Portland and Triple-A Pawtucket...placed on the disabled list on two different occasions...promoted to Pawtucket August 1 after playing 90 games for Portland...2011: Split his season between High-A Salem and Double-A Pawtucket...named to the CL Midseason and Postseason All-Star teams...led Sox minor leaguers in doubles...2010: Played for Single-A Greenville in his first season in the Sox system...ranked among South Atlantic League leaders in OPS (2nd, .905) and slugging (3rd, .518)...paced Sox farmhands in slugging and was second in OPS...was a three-time SAL Player of the Week...2009: Named the Independent Golden League's Rookie of the Year...after the season, ranked by *Baseball America* as the top Independent League prospect...hit .303 (54-for-178) with six homers and 34 RBI over 52 games with Monteria in the Colombian Winter League...2008: Did not play in a game before his May 15 release by Yankees...named MVP of the CWL...2007: Played with both Dominican Summer League Yankees teams...2006: Suffered an injury in his only game for the Gulf Coast League Yankees April 5...missed the duration of the season...2004: Made his professional debut with the DSL Yankees2.

MINOR LEAGUES  
ASG



YEAR	TEAM	AVG	G	AB	R	H	2B	3B	HR	RBI	SH	SF	HB	BB	SO	SB	CS	E	OBP
2005	DSL Yankees1	.335	58	200	42	67	11	1	0	19	5	1	3	25	17	23	9	0	.415
2006	GCL Yankees	.200	1	5	1	1	0	0	0	0	0	0	0	1	1	0	0	0	.333
2007	DSL Yankees2	.313	8	32	4	10	2	0	0	2	0	0	0	3	3	6	3	1	.371
	DSL Yankees1	.361	26	97	20	35	6	7	3	24	1	1	1	8	6	3	2	0	.411
2008																			
2009	Yuma	.335	74	284	44	95	13	6	6	48	1	4	4	18	44	18	3	0	.380
2010	Greenville	.281	85	278	44	78	20	2	14	59	1	4	12	39	57	12	4	0	.387
2011	Salem	.317	56	202	44	64	24	1	9	43	0	5	3	27	43	7	2	3	.397
	GCL Red Sox	.000	1	2	0	0	0	0	0	0	0	0	0	0	1	0	0	0	.000
	Lowell	.333	4	15	4	5	0	0	1	2	0	0	0	3	5	1	0	0	.444
	Portland	.253	49	186	25	47	15	1	8	32	0	0	4	9	48	6	0	7	.302
2012	Portland	.257	90	327	45	84	27	3	16	49	0	2	4	35	81	6	3	5	.334
	Pawtucket	.186	12	43	8	8	3	0	0	4	0	1	1	4	12	1	0	2	.265
2013	New Britain	.231	121	415	70	96	33	4	21	57	0	7	3	44	108	5	4	8	.305
Independent League Totals		.335	74	284	44	95	13	6	6	48	3	2	4	18	44	18	3	7	.380
Minor League Totals		.267	453	1602	365	428	130	18	72	272	2	20	28	173	365	47	18	27	.340

#### ROGERS, TAYLOR ALLEN

PITCHER

HEIGHT: 6-3

BATS: L

BORN: 12/17/1990 in Littleton, CO

WEIGHT: 182

THROWS: L

RESIDES: Littleton, CO

SIGNED BY: Rick Sellers

SCHOOL: University of Kentucky

HOW OBTAINED: Twins 11th round pick in the 2012 First-Year Player Draft.

2013: Started his second professional season with Single-A Cedar Rapids where he made three starts before being transferred to Single-A Ft. Myers where he finished the season...threw his first career complete game on June 2 allowing one run on six hits in 5.2 innings...tossed his first career complete game shutout July 18 allowing one hit (a two-out double in the sixth), eight strikeouts and two walks in 9.0 innings...named the Florida State League Pitcher of the Week following that outing, July 22...tossed his second complete game shutout August 3 allowing five hits and three walks while striking out seven in 9.0 innings...finished the season with the most complete games, second lowest ERA and second fewest baserunners per 9.0 innings (10.93), the third most wins, and tied for most shutouts in the Florida State League.

YEAR	TEAM	W-L	ERA	G	GS	CG	SH	SV	IP	H	R	ER	HR	HB	BB	SO	WP	BK	BAA
2012	Elizabethton	2-1	1.80	6	6	0	0	0	30.0	20	7	6	2	3	5	39	0	0	.187
	Beloit	2-2	2.70	9	4	0	0	0	33.1	33	18	10	5	2	12	35	5	0	.248
2013	Cedar Rapids	0-1	7.20	3	3	0	0	0	10.0	14	12	8	1	0	4	10	1	0	.304
	Ft. Myers	11-6	2.55	22	21	3	2	0	130.2	119	46	37	5	9	32	83	8	0	.248
Minor League Totals		15-10	2.69	40	34	3	2	0	204.0	186	83	61	13	14	53	167	14	0	.243

#### ROHLFING, DANIEL WAYNE [DAN]

CATCHER

SEE PAGE 124

#### ROMERO, DEIBINSON JOEL

INFIELDER

SEE PAGES 125-126

#### ROMERO, FERNANDO ERNESTO

PITCHER

HEIGHT: 6-0

BATS: R

BORN: 12/24/1994 in San Juan De La Maguana, DR

WEIGHT: 226

THROWS: R

RESIDES: San Juan De La Maguana, DR

SIGNED BY: Fred Guerrero

SCHOOL: - -

HOW OBTAINED: Signed as an undrafted free agent, November 4, 2011.

YEAR	TEAM	W-L	ERA	G	GS	CG	SH	SV	IP	H	R	ER	HR	HB	BB	SO	WP	BK	BAA
2012	DSL Twins	1-4	4.65	14	6	0	0	0	31.0	26	19	16	0	3	14	28	6	0	.224
2013	GCL Twins	2-0	1.60	12	6	0	0	0	45.0	32	12	8	0	3	13	47	2	0	.196
Minor League Totals		3-4	2.84	26	12	0	0	0	76.0	58	31	24	0	6	27	75	8	0	.208

#### ROSARIO, EDDIE M.

INFIELDER

HEIGHT: 6-1

BATS: L

BORN: 9/28/91 in Guayama, PR

WEIGHT: 177

THROWS: R

RESIDES: Guayama, PR

SIGNED BY: Hector Otero

SCHOOL: Rafael Lopez Landron (PR) High School.

HOW OBTAINED: Twins fourth round pick in 2010 First-Year Player Draft.

2013: Played for Team PR in the World Baseball Classic, hitting .214 (3-for-14) with one double and four strikeouts in six games...named Eastern League Player of the Week for the period of August 19-25, hitting .433 (10-for-30) with four doubles, one home run, eight RBI, five runs scored and a .667 slugging percentage in seven games...played in the Arizona Fall League with Glendale Desert Dogs, hitting .238 (19-for-80) with one double, one triple and seven RBI in 20 games...named to West Division Fall Stars Team...named second baseman on MiLB.com Twins organizational All-Star team...received 50-game suspension January 4, violating the Minor League Drug Prevention and Treatment Program...2012: Placed on 7-day disabled list June 12 with a broken cheek bone after getting hit in the face during batting practice; played five games on rehab assignment with GCL Twins and was reinstated July 31...named to Midwest League All-Star...ranked 12th best prospect in Midwest League by *Baseball America*...named outfielder on MiLB.com's Twins organizational All-Star team...played in the Puerto Rican Winter League with Indios de Mayaguez and earned Post-Season All-Star honors...ranked seventh best prospect in Twins organization by *Baseball America* entering the 2013 season...2011: Named Appalachian League Player of the Week three times...named Appalachian League Co-Player of the Year...2010: Led Gulf Coast League in stolen bases, finished third in hits and 10th in batting average (.294)...ranked 21st best prospect in Twins organization by *Baseball America* entering 2011 season.



YEAR	TEAM	AVG	G	AB	R	H	2B	3B	HR	RBI	SH	SF	HB	BB	SO	SB	CS	E	OBP
2010	GCL Twins	.294	51	194	34	57	9	2	5	26	0	3	0	16	28	22	5	3	.343
2011	Elizabethton	.337	67	270	71	91	9	9	21	60	1	0	1	27	60	17	6	2	.397
2012	GCL Twins	.368	5	19	2	7	3	0	1	4	0	0	0	1	2	0	0	0	.400
	Beloit	.296	95	392	60	116	32	4	12	70	0	5	1	31	69	11	11	17	.345
2013	Ft. Myers	.329	52	207	40	68	13	5	6	35	0	5	2	17	29	3	6	4	.377
	New Britain	.284	70	289	40	82	19	3	4	38	1	2	0	21	67	7	4	10	.330
Minor League Totals		.307	340	1371	247	421	85	23	49	233	2	15	3	113	255	60	32	36	.358

#### ROSARIO, GABRIEL EDUARDO

PITCHER

HEIGHT: 6-01

BATS: R

BORN: 9/8/1994 in El Seibo, DR

WEIGHT: 180

THROWS: R

RESIDES: La Romana, DR

SIGNED BY: Fred Guerrero

SCHOOL: --

HOW OBTAINED: Signed as an undrafted free agent, April 5, 2013.

YEAR	TEAM	W-L	ERA	G	GS	CG	SH	SV	IP	H	R	ER	HR	HB	BB	SO	WP	BK	BAA
2013	DSL Twins	2-0	7.36	14	0	0	0	0	18.1	28	16	15	1	0	9	12	10	0	.350
Minor League Totals		2-0	7.36	14	0	0	0	0	18.1	28	16	15	1	0	9	12	10	0	.350

#### ROSARIO, RANDY MIGUEL

PITCHER

HEIGHT: 6-0

BATS: L

BORN: 5/18/1994 in Nagua, DR

WEIGHT: 202

THROWS: L

RESIDES: Rio San Juan, DR

SIGNED BY: Fred Guerrero

SCHOOL: --

HOW OBTAINED: Signed as an undrafted free agent, August 16, 2010.

2013: Spent the entire season with Rookie Level Elizabethton as a starter...was the first season he was used solely in the starting rotation...set a career-high with 44.2 innings pitched...two of his last four starts were 7.0 inning scoreless outings.

YEAR	CLUB	W-L	ERA	G	GS	CG	SH	SV	IP	H	R	ER	HR	HB	BB	SO	WP	BK	BAA
2011	DSL Twins	2-4	3.86	13	8	0	0	0	35.0	28	22	15	0	1	19	26	8	1	.212
2012	GCL Twins	2-1	1.64	10	7	0	0	0	38.1	19	12	7	0	5	19	42	3	0	.147
2013	Elizabethton	4-3	2.82	9	9	0	0	0	44.2	42	16	14	0	1	18	37	3	1	.251
Minor League Totals		8-8	2.75	32	24	0	0	0	118.0	89	50	36	0	7	56	105	14	2	.208

#### SALCEDO, ADRIAN ARTURO

PITCHER

HEIGHT: 6-4

BATS: R

BORN: 2/5/1991 in Mocha, DR

WEIGHT: 194

THROWS: R

RESIDES: Moca, DR

SIGNED BY: Fred Guerrero

SCHOOL: --

HOW OBTAINED: Signed as an undrafted free agent, November 27, 2007.

2013: Spent the entire season with Single-A Ft. Myers where he was used solely as a reliever for the first time in his career...finished the season with the fifth best opponent average (.233), fifth highest strikeouts-per-9.0 inning ratio (8.3), fifth lowest walks-per-9.0 innings (2/3) and fifth fewest baserunners-per-9.0 innings (10.9) in the Florida State League...2012: Began season with Ft. Myers...placed on the disabled list May 12 with a right elbow strain...rehab assignment with GCL Twins...returned from the disabled list July 7...placed on the disabled list July 14 with a right shoulder strain...2011: Played entire season with Single-A Beloit...ranked 16th best prospect in Twins organization by *Baseball America* entering 2012...2010: Split time between Rookie Elizabethton and Single-A Ft. Myers...led Elizabethton in innings pitched and finished second in appearances and strikeouts...finished ranked third in Appalachian League in WHIP...named Appalachian League Player of the Week June 21 and July 19...ranked eighth best prospect in Appalachian League by *Baseball America*...ranked seventh best prospect in the Twins organization by *Baseball America*...2009: Spent entire season with GCL Twins...finished third in the GCL in strikeouts, fifth in innings pitched and seventh in overall pitching...led team in innings pitched and tied for team lead in starts...ranked the sixth best prospect in the GCL by *Baseball America* and 11th best prospect in the Twins organization.

YEAR	CLUB	W-L	ERA	G	GS	CG	SH	SV	IP	H	R	ER	HR	HB	BB	SO	WP	BK	BAA
2008	DSL Twins	4-4	1.65	12	12	0	0	0	65.1	47	18	12	1	11	8	50	4	1	.198
2009	GCL Twins	3-2	1.46	11	10	0	0	0	61.2	59	25	10	1	5	3	58	4	1	.237
2010	Elizabethton	4-3	3.27	16	8	0	0	1	66.0	55	27	24	3	4	10	65	9	2	.230
	Ft. Myers	1-3	6.26	6	6	0	0	0	27.1	42	21	19	3	4	8	16	2	0	.230
2011	Beloit	6-6	2.93	29	2	1	0	0	135.0	131	56	44	4	9	27	92	7	1	.252
2012	GCL Twins	0-1	3.38	3	2	0	0	0	5.1	7	6	2	0	0	1	4	0	0	.292
	Ft. Myers	0-1	6.39	8	7	0	0	0	25.1	33	24	18	1	1	15	14	1	0	.314
2013	Ft. Myers	6-3	3.70	34	0	0	0	2	58.1	53	25	24	6	3	15	54	2	1	.239
Minor League Totals		24-23	3.10	119	65	1	0	3	444.1	428	202	153	19	37	87	353	29	7	.251

#### SAND, MIGUEL ANGEL

THIRD BASEMAN

SEE PAGES 127-128

#### SANTY, BRYAN KENT [B.K.]

CATCHER

HEIGHT: 6-1

BATS: R

BORN: 6/28/1990 in San Diego, CA

WEIGHT: 200

THROWS: R

RESIDES: San Diego, CA

SIGNED BY: Trevor Brown

SCHOOL: University of Washington

HOW OBTAINED: Twins 30th round pick in the 2012 First-Year Player Draft.

YEAR	TEAM	AVG	G	AB	R	H	2B	3B	HR	RBI	SH	SF	HB	BB	SO	SB	CS	E	OBP
2012	GCL Twins	.296	19	54	7	16	5	0	0	7	1	1	3	9	9	1	3	2	.418
2013	Elizabethton	.256	23	82	4	21	3	0	0	12	0	1	1	2	14	1	2	2	.279
Minor League Totals		.272	42	136	11	37	8	0	0	19	1	2	4	11	23	2	5	4	.340



**SHIBUYA, TIMOTHY TAKESHI [TIM]****PITCHER****HEIGHT:** 6-1**BATS:** R**BORN:** 9/14/1989 in Los Angeles, CA**WEIGHT:** 187**THROWS:** R**RESIDES:** Jackson, WY**SIGNED BY:** John Leavitt**SCHOOL:** University of California - San Diego**HOW OBTAINED:** Twins 23rd round pick in the 2011 First-Year Player Draft.

**2013:** Began the season with Rookie Level Elizabethton and was transferred to Single-A Cedar Rapids July 17...was named the Midwest League Pitcher of the Week, September 3 after tossing a complete game shutout allowing four hits, one walk and striking out six...**2012:** Played entire season with Single-A Beloit...**2011:** Appalachian League Player of the Week August 1-7...Appalachian League All-Star Team selection...Appalachian League Pitcher of the Year.

YEAR	CLUB	W-L	ERA	G	GS	CG	SH	SV	IP	H	R	ER	HR	HB	BB	SO	WP	BK	BAA
2011	Elizabethton	8-2	3.30	13	13	0	0	0	73.2	70	32	27	7	3	11	70	3	1	.249
2012	Beloit	3-6	5.59	17	15	1	1	0	74.0	88	62	46	8	12	15	56	3	0	.281
2013	Elizabethton	3-1	2.33	6	0	0	0	0	19.1	17	6	5	0	2	4	13	1	0	.230
	Cedar Rapids	4-0	0.96	10	4	1	1	1	37.2	23	5	4	0	0	4	25	0	0	.173
<b>Minor League Totals</b>		<b>18-9</b>	<b>3.61</b>	<b>46</b>	<b>32</b>	<b>2</b>	<b>2</b>	<b>1</b>	<b>204.2</b>	<b>198</b>	<b>105</b>	<b>82</b>	<b>15</b>	<b>17</b>	<b>34</b>	<b>164</b>	<b>7</b>	<b>1</b>	<b>.247</b>

**SILVA, ARGENIS MAURICO****PITCHER****HEIGHT:** 6-1**BATS:** R**BORN:** 7/24/1995 in Valencia, Carabobo, VZ**WEIGHT:** 225**THROWS:** R**RESIDES:** Valencia, Carabobo, VZ**SIGNED BY:** Jose Leon**SCHOOL:** - -**HOW OBTAINED:** Signed as an undrafted free agent, October 3, 2011.

YEAR	CLUB	W-L	ERA	G	GS	CG	SH	SV	IP	H	R	ER	HR	HB	BB	SO	WP	BK	BAA
2012	DSL Twins	4-0	4.76	21	1	0	0	1	39.2	37	24	21	1	2	31	29	11	0	.237
2013	DSL Twins	0-0	19.29	4	0	0	0	0	2.1	2	6	5	1	0	7	0	0	0	.222
<b>Minor League Totals</b>		<b>4-0</b>	<b>5.57</b>	<b>25</b>	<b>1</b>	<b>0</b>	<b>0</b>	<b>1</b>	<b>42.0</b>	<b>39</b>	<b>30</b>	<b>26</b>	<b>2</b>	<b>2</b>	<b>38</b>	<b>29</b>	<b>11</b>	<b>0</b>	<b>.236</b>

**SILVA, JHON JAIRO****PITCHER****HEIGHT:** 5-11**BATS:** S**BORN:** 6/5/1993 in La Guaira, VZ**WEIGHT:** 160**THROWS:** R**RESIDES:** La Guaira-Vargas, VZ**SIGNED BY:** Jose Leon**SCHOOL:** - -**HOW OBTAINED:** Signed as an undrafted free agent, March 31, 2010.

**2013:** Spent his first full season as a pitcher with the DSL Twins...made 25 relief appearances and finished with the fourth lowest opponent batting average in the DSL (.160)...**2012:** Second on team in on-base percentage...converted from outfielder to pitcher...**2011:** Played entire season with DSL Twins...**2010:** Began professional career in Dominican Summer League...led team in walks and was second in on-base percentage.

YEAR	TEAM	AVG	G	AB	R	H	2B	3B	HR	RBI	SH	SF	HB	BB	SO	SB	CS	E	OBP
2010	DSL Twins	.230	38	87	18	20	3	0	0	6	2	0	1	24	39	5	6	2	.402
2011	DSL Twins	.208	31	77	9	16	3	0	0	6	1	0	0	8	29	4	3	0	.282
2012	DSL Twins	.243	14	37	9	9	1	0	0	5	0	0	1	9	9	2	3	0	.404
<b>Minor League Totals</b>		<b>.224</b>	<b>83</b>	<b>201</b>	<b>36</b>	<b>45</b>	<b>7</b>	<b>0</b>	<b>0</b>	<b>17</b>	<b>3</b>	<b>0</b>	<b>2</b>	<b>41</b>	<b>77</b>	<b>11</b>	<b>12</b>	<b>2</b>	<b>.361</b>

YEAR	TEAM	W-L	ERA	G	GS	CG	SH	SV	IP	H	R	ER	HR	HB	BB	SO	WP	BK	BAA
2012	DSL Twins	0-0	2.25	4	0	0	0	0	4.0	4	1	1	0	0	2	3	0	0	.286
2013	DSL Twins	3-3	2.62	25	0	0	0	11	34.1	19	10	10	0	3	19	33	11	0	.160
<b>Minor League Totals</b>		<b>3-3</b>	<b>2.58</b>	<b>29</b>	<b>0</b>	<b>0</b>	<b>0</b>	<b>11</b>	<b>38.1</b>	<b>23</b>	<b>11</b>	<b>11</b>	<b>0</b>	<b>3</b>	<b>21</b>	<b>36</b>	<b>11</b>	<b>0</b>	<b>.173</b>

**SILVA, RAINIS ANTONIO****CATCHER****HEIGHT:** 6-1**BATS:** R**BORN:** 3/20/1996 in Barquisimeto, VZ**WEIGHT:** 183**THROWS:** R**RESIDES:** Barquisimeto, VZ**SIGNED BY:** Jose Leon**SCHOOL:** - -**HOW OBTAINED:** Signed as an undrafted free agent, July 9, 2012.

YEAR	TEAM	AVG	G	AB	R	H	2B	3B	HR	RBI	SH	SF	HB	BB	SO	SB	CS	E	OBP
2013	DSL Twins	.223	45	148	15	33	4	0	0	15	1	3	2	13	33	1	1	9	.289
<b>Minor League Totals</b>		<b>.223</b>	<b>45</b>	<b>148</b>	<b>15</b>	<b>33</b>	<b>4</b>	<b>0</b>	<b>0</b>	<b>15</b>	<b>1</b>	<b>3</b>	<b>2</b>	<b>13</b>	<b>33</b>	<b>1</b>	<b>1</b>	<b>9</b>	<b>.289</b>

**SLEIGERS, AARON ALLAN****PITCHER****HEIGHT:** 6-10**BATS:** R**BORN:** 9/4/1992 in Long Beach, CA**WEIGHT:** 255**THROWS:** R**RESIDES:** Scottsdale, AZ**SIGNED BY:** Jeff Pohl**SCHOOL:** Indiana University**HOW OBTAINED:** Twins 5th round pick in the 2013 First-Year Player Draft.

**2013:** Spent his first professional season with Rookie Level Elizabethton making nine relief appearances...allowed just one earned run in his nine appearances...walked two and struckout 18 in his 19.0 innings...earned a save in three of his final four appearances, all of which were at least 2.0 inning outings.

YEAR	TEAM	W-L	ERA	G	GS	CG	SH	SV	IP	H	R	ER	HR	HB	BB	SO	WP	BK	BAA
2013	Elizabethton	0-0	0.47	9	0	0	0	3	19.0	16	2	1	0	1	2	18	0	0	.246
<b>Minor League Totals</b>		<b>0-0</b>	<b>0.47</b>	<b>9</b>	<b>0</b>	<b>0</b>	<b>0</b>	<b>3</b>	<b>19.0</b>	<b>16</b>	<b>2</b>	<b>1</b>	<b>0</b>	<b>1</b>	<b>2</b>	<b>18</b>	<b>0</b>	<b>0</b>	<b>.246</b>



**STEWART, KOHL ROBERT****PITCHER****HEIGHT:** 6-3**BATS:** R**BORN:** 10/7/1994 in Houston, TX**WEIGHT:** 205**THROWS:** R**RESIDES:** Tomball, TX**SIGNED BY:** Greg Runser**SCHOOL:** St. Pius X (TX) High School**HOW OBTAINED:** Twins 1st round pick (4th overall) in the 2013 First-Year Player Draft.

**2013:** Began his first professional season with the GCL Twins where he made three starts and three relief appearances...did not allow more than one earned run in any appearance...transferred to Rookie Level Elizabethton August 17 and made one start for the E-Twins.

YEAR	TEAM	W-L	ERA	G	GS	CG	SH	SV	IP	H	R	ER	HR	HB	BB	SO	WP	BK	BAA
2013	GCL Twins	0-0	1.69	6	3	0	0	0	16.0	12	7	3	0	1	3	16	1	0	.188
	Elizabethton	0-0	0.00	1	1	0	0	0	4.0	1	0	0	0	1	1	8	0	0	.077
<b>Minor League Totals</b>		<b>0-0</b>	<b>1.35</b>	<b>7</b>	<b>4</b>	<b>0</b>	<b>0</b>	<b>0</b>	<b>20.0</b>	<b>13</b>	<b>7</b>	<b>3</b>	<b>0</b>	<b>2</b>	<b>4</b>	<b>24</b>	<b>1</b>	<b>0</b>	<b>.169</b>

**STIREWALT, TYLER JAMES****PITCHER****HEIGHT:** 6-3**BATS:** R**BORN:** 12/6/1990 in Riverside, CA**WEIGHT:** 210**THROWS:** R**RESIDES:** San Bernardino, CA**SIGNED BY:** Elliott Strankman**SCHOOL:** Fresno State University**HOW OBTAINED:** Twins 21st round pick in the 2013 First-Year Player Draft.

YEAR	TEAM	W-L	ERA	G	GS	CG	SH	SV	IP	H	R	ER	HR	HB	BB	SO	WP	BK	BAA
2013	GCL Twins	1-1	0.57	12	0	0	0	1	15.2	8	1	1	0	1	5	20	1	0	.148
<b>Minor League Totals</b>		<b>1-1</b>	<b>0.57</b>	<b>12</b>	<b>0</b>	<b>0</b>	<b>0</b>	<b>1</b>	<b>15.2</b>	<b>8</b>	<b>1</b>	<b>1</b>	<b>0</b>	<b>1</b>	<b>5</b>	<b>20</b>	<b>1</b>	<b>0</b>	<b>.148</b>

**SULBARAN, MIGUEL****PITCHER****HEIGHT:** 5-10**BATS:** L**BORN:** 3/19/1994 in Ciudad Ojeda, Zulia, VZ**WEIGHT:** 209**THROWS:** L**RESIDES:** Edo, Zulia**ORIGINALLY SIGNED BY:** Signed as an undrafted free agent on March 30, 2011 by the Dodgers.**SCHOOL:** --**HOW OBTAINED:** Trade for Drew Butera by the LA Dodgers on July 31, 2013.

**2013:** Began the season with Single-A Great Lakes in the Dodgers organization...made 16 starts and seven relief appearances...traded to the Twins from the Dodgers in exchange for Drew Butera on July 31 and reported to Single-A Cedar Rapids...made four starts for the Kernels going 3-0...allowed just two runs in his final three starts (16.0 IP)...his 2.96 ERA was the fifth best in the Midwest League at seasons end...**2012:** Ranked third in the Arizona Summer League with a 2.51 ERA in 11 starts...tied for the league lead with six wins and had the third-lowest WHIP (1.15)...combined to strikeout 69 in 68.1 innings...**2011:** Ranked fifth among starters in the Dodger organization with a 2.81 ERA in 13 games (11 starts)...limited opposing hitters to a .179 batting average, including a .143 mark against left-handed hitters and a .181 average vs. righties.

YEAR	TEAM	W-L	ERA	G	GS	CG	SH	SV	IP	H	R	ER	HR	HB	BB	SO	WP	BK	BAA
2011	DSL Dodgers	6-1	2.81	13	11	0	0	0	57.2	37	19	18	2	2	18	52	6	0	.179
2012	Ogden	0-1	5.40	1	1	0	0	0	5.0	5	3	3	1	0	1	4	0	0	.278
	AZL Dodgers	6-3	2.51	11	11	0	0	0	57.1	57	23	16	2	1	9	62	0	2	.251
	Great Lakes	0-1	15.00	2	2	0	0	0	6.0	13	11	10	2	0	4	3	0	0	.464
2013	Great Lakes	6-4	3.01	23	16	0	0	1	92.2	89	40	31	3	3	27	85	1	0	.250
	Cedar Rapids	3-0	2.70	4	4	0	0	0	20.0	21	9	6	0	1	5	16	1	0	.269
<b>Minor League Totals</b>		<b>21-10</b>	<b>3.17</b>	<b>54</b>	<b>45</b>	<b>0</b>	<b>0</b>	<b>1</b>	<b>238.2</b>	<b>222</b>	<b>105</b>	<b>84</b>	<b>10</b>	<b>7</b>	<b>64</b>	<b>222</b>	<b>8</b>	<b>2</b>	<b>.243</b>

**SUMMERS, MATTHEW LAWRENCE (MATT)****PITCHER****HEIGHT:** 6-1**BATS:** L**BORN:** 8/17/1989 in Glendale, AZ**WEIGHT:** 206**THROWS:** R**RESIDES:** Cave Creek, AZ**SIGNED BY:** John Leavitt**SCHOOL:** University of California - Irvine**HOW OBTAINED:** Twins 4th round pick in the 2011 First-Year Player Draft.

**2013:** Began the season with Single-A Ft. Myers where he made 21 starts, including his second career complete game shutout July 7, allowing two hits, no walks and seven strikeouts...transferred to Double-A New Britain August 5 and made six appearances before being transferred back to Ft. Myers August 19...finished the season leading the Florida State League in ERA, WHIP (1.11) and opponenet average (.222)...**2011:** Ranked 21st best prospect in Twins organization by *Baseball America* entering 2012.

YEAR	TEAM	W-L	ERA	G	GS	CG	SH	SV	IP	H	R	ER	HR	HB	BB	SO	WP	BK	BAA
2011	Elizabethton	1-1	0.87	20	0	0	0	6	20.2	11	2	2	0	1	5	36	0	0	.153
2012	Beloit	9-4	3.55	19	18	1	1	0	109.0	103	56	43	9	6	34	71	13	0	.249
	Ft. Myers	2-3	4.81	9	8	0	0	0	39.1	46	24	21	7	2	25	26	2	1	.307
2013	New Britain	1-2	6.45	6	5	0	0	0	22.1	25	17	16	1	2	12	13	0	0	.284
	Ft. Myers	6-5	2.47	21	21	1	1	0	120.1	100	38	33	2	8	34	87	4	2	.222
<b>Minor League Totals</b>		<b>19-15</b>	<b>3.32</b>	<b>75</b>	<b>52</b>	<b>2</b>	<b>2</b>	<b>6</b>	<b>311.2</b>	<b>285</b>	<b>137</b>	<b>115</b>	<b>19</b>	<b>19</b>	<b>110</b>	<b>233</b>	<b>19</b>	<b>3</b>	<b>.243</b>

**SWIM, ALEX EDWARD****CATCHER****HEIGHT:** 5-11**BATS:** L**BORN:** 3/26/1991 in Greensboro, NC**WEIGHT:** 181**THROWS:** R**RESIDES:** Greensboro, NC**SIGNED BY:** Ricky Taylor**SCHOOL:** Elon University**HOW OBTAINED:** Twins 22nd round pick in the 2013 First-Year Player Draft.

YEAR	TEAM	AVG	G	AB	R	H	2B	3B	HR	RBI	SH	SF	HB	BB	SO	SB	CS	E	OBP
2013	GCL Twins	.287	37	122	16	35	7	0	0	12	2	3	1	14	14	0	0	5	.357
<b>Minor League Totals</b>		<b>.287</b>	<b>37</b>	<b>122</b>	<b>16</b>	<b>35</b>	<b>7</b>	<b>0</b>	<b>0</b>	<b>12</b>	<b>2</b>	<b>3</b>	<b>1</b>	<b>14</b>	<b>14</b>	<b>0</b>	<b>0</b>	<b>5</b>	<b>.357</b>



**TAPIA, ALEXIS JAVIER****PITCHER****HEIGHT:** 6-2**BATS:** R**BORN:** 8/10/1995 in Valencia, Carabobo, VZ**WEIGHT:** 195**THROWS:** R**RESIDES:** Valencia, Carabobo, VZ**SIGNED BY:** Jose Leon**SCHOOL:** - -**HOW OBTAINED:** Signed as an undrafted free agent, September 17, 2012.

YEAR	TEAM	W-L	ERA	G	GS	CG	SH	SV	IP	H	R	ER	HR	HB	BB	SO	WP	BK	BAA
2013	DSL Twins	2-1	2.13	11	7	0	0	0	42.1	32	13	10	2	1	5	31	3	0	.203
<b>Minor League Totals</b>		<b>2-1</b>	<b>2.13</b>	<b>11</b>	<b>7</b>	<b>0</b>	<b>0</b>	<b>0</b>	<b>42.1</b>	<b>32</b>	<b>13</b>	<b>10</b>	<b>2</b>	<b>1</b>	<b>5</b>	<b>31</b>	<b>3</b>	<b>0</b>	<b>.203</b>

**TAPIA, RONI ANTONIO****THIRD BASEMEN****HEIGHT:** 6-3**BATS:** R**BORN:** 4/3/1997 in Jima Abajo, DR**WEIGHT:** 175**THROWS:** R**RESIDES:** Puerto Plata, DR**SIGNED BY:** Fred Guerrero**SCHOOL:** - -**HOW OBTAINED:** Signed as an undrafted free agent, July 2, 2013.

YEAR	TEAM	AVG	G	AB	R	H	2B	3B	HR	RBI	SH	SF	HB	BB	SO	SB	CS	E	OBP
2014	Will be his first season in professional baseball.																		

**THOMAS III, IVORY JOE****OUTFIELD****HEIGHT:** 5-9**BATS:** R**BORN:** 8/24/1991 in Lynwood, CA**WEIGHT:** 193**THROWS:** R**RESIDES:** Los Angeles, CA**SIGNED BY:** Taylor Cameron**SCHOOL:** Cal State Dominguez Hills**HOW OBTAINED:** Twins 34th round pick in the 2013 First-Year Player Draft.**2013:** Made transition from catcher to outfield following the season.

YEAR	TEAM	AVG	G	AB	R	H	2B	3B	HR	RBI	SH	SF	HB	BB	SO	SB	CS	E	OBP
2013	GCL Twins	.255	16	51	6	13	3	0	0	3	1	0	2	8	13	5	1	1	.377
<b>Minor League Totals</b>		<b>.255</b>	<b>16</b>	<b>51</b>	<b>6</b>	<b>13</b>	<b>3</b>	<b>0</b>	<b>0</b>	<b>3</b>	<b>1</b>	<b>0</b>	<b>2</b>	<b>8</b>	<b>13</b>	<b>5</b>	<b>1</b>	<b>1</b>	<b>.377</b>

**THOMAS, KEVIN****PITCHER****HEIGHT:** 6-3**BATS:** R**BORN:** 7/8/1986 in Lufkin, TX**WEIGHT:** 215**THROWS:** R**RESIDES:** Frisco, TX**ORIGINALLY SIGNED BY:** Cardinals 33rd round pick in the 2008 First-Year Player Draft. **SCHOOL:** Stephen F. Austin State**HOW OBTAINED:** Selected in the minor league phase of the Rule V Draft from St. Louis, December 12, 2013.

**2013:** Spent the season between Springfield and Memphis, solely in relief for the first time in his career...selected by the Twins from the Cardinals in the minor league phase of the Rule V Draft December 12...**2012:** Ranked fourth in the Texas League among relievers with a 2.13 walks-per-9.0 innings and fewest baserunners-per-9.0 innings (10.42)...**2011:** Was an invite to Cardinals major league spring training...named Cardinals minor league Pitcher of the Month for May...**2010:** Posted a 2.27 ERA in the Florida State League, which would have led the league but failed to qualify by 5.0 innings...named the Cardinals minor league Pitcher of the Month for August...did not allow a home run the entire season...**2009:** Named Midwest League Pitcher of the Week May 4...tied for team lead with seven wins for Quad Cities.

YEAR	TEAM	W-L	ERA	G	GS	CG	SH	SV	IP	H	R	ER	HR	HB	BB	SO	WP	BK	BAA
2008	Johnson City	2-1	2.65	10	4	0	0	0	34.0	34	15	10	1	3	8	27	6	0	.243
2009	Quad Cities	7-7	4.07	28	21	0	0	1	119.1	116	63	54	6	5	42	55	10	0	.254
2010	Palm Beach	10-2	2.27	29	14	0	0	0	107.0	93	35	27	0	5	38	94	12	0	.238
2011	Springfield	1-7	6.44	33	16	0	0	0	93.2	109	73	67	12	7	49	71	18	0	.289
2012	Springfield	5-1	4.30	45	1	0	0	0	73.1	66	40	35	10	2	22	73	9	0	.229
2013	Springfield	6-4	2.56	46	0	0	0	1	59.2	49	18	17	4	1	17	75	7	0	.224
	Memphis	0-1	10.80	4	0	0	0	0	3.1	5	6	4	1	1	1	5	1	0	.312
<b>Minor League Totals</b>		<b>31-23</b>	<b>3.93</b>	<b>195</b>	<b>56</b>	<b>0</b>	<b>0</b>	<b>2</b>	<b>490.1</b>	<b>472</b>	<b>250</b>	<b>214</b>	<b>34</b>	<b>24</b>	<b>177</b>	<b>400</b>	<b>63</b>	<b>0</b>	<b>.250</b>

**THOMPSON, AARON MARSHALL****PITCHER**

SEE PAGES 136-137

**THORPE, LEWIS JAMES****PITCHER****HEIGHT:** 6-1**BATS:** R**BORN:** 11/23/1995 in Melbourne, Australia**WEIGHT:** 217**THROWS:** L**RESIDES:** Melbourne, Australia**SIGNED BY:** Howard Norsetter**SCHOOL:** - -**HOW OBTAINED:** Signed as an undrafted free agent, July 12, 2012.

**2013:** Spent his first professional season with the GCL Twins, making eight starts and four relief appearances...led the GCL with his 64 strikeouts...pitched for Melbourne in the Australian Baseball League following the season...ranked the seventh best prospect in the Gulf Coast League and seventh best prospect in the Twins organization by *Baseball America*...named the eight best prospect in the Twins system by both MLB.com and Baseball Prospectus.

YEAR	TEAM	W-L	ERA	G	GS	CG	SH	SV	IP	H	R	ER	HR	HB	BB	SO	WP	BK	BAA
2013	GCL Twins	4-1	2.05	12	8	0	0	0	44.0	32	13	10	2	2	6	64	3	0	.203
<b>Minor League Totals</b>		<b>4-1</b>	<b>2.05</b>	<b>12</b>	<b>8</b>	<b>0</b>	<b>0</b>	<b>0</b>	<b>44.0</b>	<b>32</b>	<b>13</b>	<b>10</b>	<b>2</b>	<b>2</b>	<b>6</b>	<b>64</b>	<b>3</b>	<b>0</b>	<b>.203</b>

**TOMSHAW, MATTHEW JOHN****PITCHER****HEIGHT:** 6-1**BATS:** L**BORN:** 12/17/1988 in Kingston, NY**WEIGHT:** 207**THROWS:** L**RESIDES:** Jacksonville, FL**SIGNED BY:** Billy Corrigan**SCHOOL:** Jacksonville University**HOW OBTAINED:** Twins 42nd round pick in the 2011 First-Year Player Draft.



YEAR	TEAM	W-L	ERA	G	GS	CG	SH	SV	IP	H	R	ER	HR	HB	BB	SO	WP	BK	BAA
2011	GCL Twins	3-0	2.16	11	0	0	0	1	16.2	14	7	4	1	0	2	17	0	0	.209
	Ft. Myers	0-0	2.13	7	4	0	0	0	25.1	24	7	6	1	2	4	10	1	0	.255
2012	GCL Twins	0-0	0.00	2	0	0	0	0	3.0	2	0	0	0	0	0	1	0	0	.182
	Beloit	4-6	3.02	20	14	0	0	0	86.1	85	40	29	4	1	17	66	7	0	.261
2013	Cedar Rapids	2-0	5.10	9	4	0	0	0	30.0	36	17	17	4	0	8	24	1	0	.290
	Ft. Myers	4-4	3.94	17	14	0	0	1	96.0	104	44	42	7	3	21	58	2	1	.281
Minor League Totals		13-10	3.43	66	36	0	0	2	257.1	265	115	98	17	6	52	176	11	1	.267

#### TOVAR, ANTONIO JESUS

CATCHER

HEIGHT: 6-0

BATS: R

BORN: 6/1/1996 in Santa Teresa del Tuy, Miranda, VZ

WEIGHT: 196

THROWS: R

RESIDES: Santa Teresa del Tuy, Miranda, VZ

SIGNED BY: Jose Leon

SCHOOL: --

HOW OBTAINED: Signed as an undrafted free agent, July 9, 2012.

YEAR	TEAM	AVG	G	AB	R	H	2B	3B	HR	RBI	SH	SF	HB	BB	SO	SB	CS	E	OBP
2013	DSL Twins	.191	44	131	15	25	2	0	0	7	1	0	2	24	29	12	1	1	.325
Minor League Totals		.191	44	131	15	25	2	0	0	7	1	0	2	24	29	12	1	1	.325

#### TUFTS, HERBERT RYAN [RYAN]

OUTFIELDER

HEIGHT: 6-4

BATS: R

BORN: 2/1/1989 in Boynton Beach, FL

WEIGHT: 224

THROWS: R

RESIDES: Boynton Beach, FL

SIGNED BY: Freddy Thon

SCHOOL: --

HOW OBTAINED: Signed as an undrafted free agent, May 25, 2013.

YEAR	TEAM	AVG	G	AB	R	H	2B	3B	HR	RBI	SH	SF	HB	BB	SO	SB	CS	E	OBP
2013	GCL Twins	.193	28	88	5	17	5	0	0	4	0	0	3	6	25	0	1	1	.268
Minor League Totals		.193	28	88	5	17	5	0	0	4	0	0	3	6	25	0	1	1	.268

#### TURNER, RANDY STUART [STUART]

CATCHER

SEE PAGE 140

#### TURPEN, DANIEL DEAN

PITCHER

HEIGHT: 6-4

BATS: R

BORN: 8/17/1986 in McMinnville, OR

WEIGHT: 250

THROWS: R

RESIDES: McMinnville, OR

ORIGINALLY SIGNED BY: Giants 8th round pick in the 2007 First-Year Player Draft.

SCHOOL: Oregon State University

HOW OBTAINED: Trade with Rockies in exchange for Kevin Slowey, December 5, 2011.

YEAR	TEAM	W-L	ERA	G	GS	CG	SH	SV	IP	H	R	ER	HR	HB	BB	SO	WP	BK	BAA
2007	AZL Giants	0-0	0.00	4	0	0	0	1	9.1	10	1	0	0	0	3	5	1	0	.286
	Salem-Keizer	0-0	1.86	10	0	0	0	0	19.1	15	6	4	1	2	7	18	3	0	.217
2008	Augusta	5-4	3.45	40	0	0	0	5	62.2	67	26	24	2	3	13	48	9	0	.266
	San Jose	0-0	4.91	6	0	0	0	0	11.0	11	7	6	0	1	6	11	0	0	.262
2009	San Jose	4-2	1.24	46	0	0	0	7	65.1	56	15	9	1	4	22	55	3	0	.234
	Fresno	0-0	0.00	1	0	0	0	0	2.1	1	2	0	0	0	2	1	0	0	.143
2010	Richmond	5-5	4.09	37	0	0	0	1	50.2	55	24	23	4	1	19	42	2	0	.278
	Portland	2-1	4.91	12	0	0	0	3	18.1	18	11	10	0	2	9	18	1	0	.261
2011	Tulsa	2-4	4.83	48	1	0	0	11	59.2	63	34	32	5	2	35	33	6	0	.284
2012	New Britain	3-2	4.25	33	0	0	0	5	53.0	52	28	25	4	3	23	59	5	0	.255
	Rochester	0-0	4.74	13	0	0	0	2	19.0	16	15	10	1	3	15	15	0	0	.235
2013	Rochester	2-0	6.93	21	0	0	0	1	24.2	34	24	19	6	2	13	19	2	1	.337
	New Britain	1-1	3.79	26	0	0	0	3	40.1	35	22	17	3	1	27	30	1	0	.236
Minor League Totals		24-19	3.70	297	1	0	0	39	435.2	433	215	179	27	24	194	354	33	1	.262

#### VALERA, RAFAEL PASTOR

SECOND BASEMAN

HEIGHT: 5-11

BATS: R

BORN: 8/15/1994 in Barquisimeto, VZ

WEIGHT: 180

THROWS: R

RESIDES: Barquisimeto, VZ

SIGNED BY: Jose Leon

SCHOOL: --

HOW OBTAINED: Signed as an undrafted free agent, September 8, 2011.

YEAR	TEAM	AVG	G	AB	R	H	2B	3B	HR	RBI	SH	SF	HB	BB	SO	SB	CS	E	OBP
2012	DSL Twins	.244	40	131	23	32	3	1	0	12	1	1	3	22	29	8	4	11	.363
2013	DSL Twins	.257	55	171	31	44	5	2	0	28	2	3	7	42	28	19	10	10	.417
Minor League Totals		.252	95	302	54	76	8	3	0	40	3	4	10	64	57	27	14	21	.395

#### VARGAS, KENNYS

FIRST BASEMAN

SEE PAGE 141



**VASQUEZ, VIRGIL**
**PITCHER**
**HEIGHT:** 6-3

**BATS:** R

**BORN:** 6/7/1982 in Santa Barbara, CA

**WEIGHT:** 205

**THROWS:** R

**RESIDES:** Santa Barbara, CA

**ORIGINALLY SIGNED BY:** Tigers seventh round pick in the 2003 First-Year Player Draft.

**SCHOOL:** UC Santa Barbara

**HOW OBTAINED:** Signed as a minor league free agent December 11, 2012.

**2013:** Began the season with Triple-A Rochester...transferred to Double-A New Britain and made seven starts, including two complete games before being transferred to Triple-A Rochester July 28...finished the season with Rochester making six straight relief appearances...**2012:** Played for Perth in the Australian Baseball League...signed by the Twins as a minor league free agent December 11...**2011:** Won the Australian Baseball League championship as a member of the Perth Heat...**2010:** Spent the season in the Rays organization after being claimed off waivers from the Pirates by the Rays April 1...played the majority of the season with Triple-A Durham where he made 12 starts for the Bulls...declared a free agent November 6...**2009:** Claimed off waivers by the San Diego Padres from Boston January 9...claimed off waivers by the Pirates from the Padres January 26...**2008:** Claimed off waivers by the Red Sox from Detroit October 28...**2007:** Made his major league debut with Detroit May 13.

YEAR	TEAM	W-L	ERA	G	GS	CG	SH	SV	IP	H	R	ER	HR	HB	BB	SO	WP	BK	BAA
2003	Oneonta	3-4	6.92	11	11	0	0	0	53.1	76	43	41	5	2	10	35	1	0	.328
2004	West Michigan	14-6	3.64	27	27	0	0	0	168.1	156	73	68	14	15	34	120	6	1	.252
2005	Lakeland	4-1	4.21	8	8	1	1	0	47.0	52	23	22	6	3	7	31	2	0	.289
	Erie	2-8	5.27	15	15	0	0	0	83.2	93	59	49	10	6	14	53	1	0	.281
2006	Erie	7-12	3.73	27	27	3	0	0	173.2	174	79	72	21	20	50	129	2	0	.265
2007	Toledo	12-5	3.48	25	25	2	2	0	155.0	139	64	60	18	8	33	127	1	1	.241
	Detroit	0-1	8.64	5	3	0	0	0	16.2	27	16	16	7	1	5	7	0	0	.360
2008	Toledo	12-12	4.81	27	27	2	2	0	159.0	179	91	85	27	11	37	115	4	0	.283
2009	Indianapolis	7-4	3.93	19	19	1	0	0	107.2	116	50	47	14	3	16	72	3	0	.276
	Pittsburgh	2-5	5.84	14	7	0	0	0	44.2	58	30	29	6	3	18	29	0	0	.320
2010	GCL Rays	1-0	0.00	1	1	0	0	0	5.0	4	0	0	0	0	0	6	0	0	.211
	Durham	6-2	4.88	12	12	1	0	0	66.1	74	39	36	9	6	16	40	1	0	.281
2011	INJURED - DID NOT PLAY																		
2013	New Britain	3-3	3.14	7	7	2	0	0	48.2	42	23	17	4	1	8	34	3	0	.227
	Rochester	4-7	4.41	23	13	0	0	1	87.2	100	47	43	12	6	19	60	2	0	.288
<b>Minor League Totals</b>		<b>75-64</b>	<b>4.21</b>	<b>202</b>	<b>192</b>	<b>12</b>	<b>5</b>	<b>1</b>	<b>1155.1</b>	<b>1205</b>	<b>591</b>	<b>540</b>	<b>140</b>	<b>81</b>	<b>244</b>	<b>822</b>	<b>26</b>	<b>2</b>	<b>.270</b>
<b>Major League Totals</b>		<b>2-6</b>	<b>6.60</b>	<b>19</b>	<b>10</b>	<b>0</b>	<b>0</b>	<b>0</b>	<b>61.1</b>	<b>85</b>	<b>46</b>	<b>45</b>	<b>13</b>	<b>4</b>	<b>23</b>	<b>36</b>	<b>0</b>	<b>0</b>	<b>.332</b>

**VAVRA, TANNER JOSEPH**
**INFIELDER**
**HEIGHT:** 5-11

**BATS:** R

**BORN:** 7/6/1989 in Helena, MT

**WEIGHT:** 182

**THROWS:** R

**RESIDES:** Menomonie, WI

**SIGNED BY:** Jeff Pohl

**SCHOOL:** Valparaiso University

**HOW OBTAINED:** Twins 30th round pick in the 2013 First-Year Player Draft.

**PERSONAL:** Son of Twins first base coach Joe Vavra.

YEAR	TEAM	AVG	G	AB	R	H	2B	3B	HR	RBI	SH	SF	HB	BB	SO	SB	CS	E	OBP
2013	Elizabethton	.246	42	134	20	33	3	1	0	8	4	1	3	21	36	1	2	6	.358
<b>Minor League Totals</b>		<b>.246</b>	<b>42</b>	<b>134</b>	<b>20</b>	<b>33</b>	<b>3</b>	<b>1</b>	<b>0</b>	<b>8</b>	<b>4</b>	<b>1</b>	<b>3</b>	<b>21</b>	<b>36</b>	<b>1</b>	<b>2</b>	<b>6</b>	<b>.358</b>

**VERKERK, RUAR GEERT JOHANNES**
**INFIELDER**
**HEIGHT:** 6-3

**BATS:** L

**BORN:** 9/5/1996 in Zwijndrecht, Netherlands

**WEIGHT:** 180

**THROWS:** R

**RESIDES:** Hendrik-Ido-Ambacht, Netherlands

**SIGNED BY:** Howard Norsetter

**SCHOOL:** - -

**HOW OBTAINED:** Signed as an undrafted free agent, July 4, 2013.

YEAR	TEAM	AVG	G	AB	R	H	2B	3B	HR	RBI	SH	SF	HB	BB	SO	SB	CS	E	OBP
2014	Will be his first season in professional baseball.																		

**VIELMA, ENGELB**
**SHORTSTOP**
**HEIGHT:** 5-11

**BATS:** S

**BORN:** 6/22/1994 in Maracaibo, VZ

**WEIGHT:** 150

**THROWS:** R

**RESIDES:** Maracaibo, VZ

**SIGNED BY:** Jose Leon

**SCHOOL:** - -

**HOW OBTAINED:** Signed as an undrafted free agent, September 8, 2011.

YEAR	TEAM	AVG	G	AB	R	H	2B	3B	HR	RBI	SH	SF	HB	BB	SO	SB	CS	E	OBP
2012	DSL Twins	.268	44	157	24	42	4	3	0	19	0	2	4	18	27	16	5	18	.354
2013	GCL Twins	.237	42	131	20	31	3	0	0	11	2	2	2	15	23	7	3	13	.320
	Elizabethton	.217	6	23	7	5	0	0	0	1	0	0	2	1	7	1	0	1	.308
<b>Minor League Totals</b>		<b>.251</b>	<b>92</b>	<b>311</b>	<b>51</b>	<b>78</b>	<b>7</b>	<b>3</b>	<b>0</b>	<b>31</b>	<b>2</b>	<b>4</b>	<b>8</b>	<b>34</b>	<b>57</b>	<b>24</b>	<b>8</b>	<b>32</b>	<b>.336</b>

**WADE, LOGAN GREGORY**
**SHORTSTOP**
**HEIGHT:** 6-1

**BATS:** S

**BORN:** 11/13/1991 in Brisbane, Queensland, Australia

**WEIGHT:** 192

**THROWS:** R

**RESIDES:** Brisbane, Queensland, Australia

**SIGNED BY:** Howard Norsetter

**SCHOOL:** - -

**HOW OBTAINED:** Signed as an undrafted free agent, April 12, 2012.

**2013:** Spent the entire season with Rookie Level Elizabethton...led the E-Twins in average.

YEAR	TEAM	AVG	G	AB	R	H	2B	3B	HR	RBI	SH	SF	HB	BB	SO	SB	CS	E	OBP
2012	GCL Twins	.234	39	124	12	29	6	4	1	10	2	0	0	12	29	2	2	7	.301
2013	Elizabethton	.303	32	99	10	30	3	3	2	12	1	1	0	5	33	2	2	3	.333
<b>Minor League Totals</b>		<b>.265</b>	<b>71</b>	<b>223</b>	<b>22</b>	<b>59</b>	<b>9</b>	<b>7</b>	<b>3</b>	<b>22</b>	<b>3</b>	<b>1</b>	<b>0</b>	<b>17</b>	<b>62</b>	<b>4</b>	<b>4</b>	<b>10</b>	<b>.315</b>



**WAGNER, SETH DANIEL****PITCHER****HEIGHT:** 6-7**BATS:** L**BORN:** 12/27/1994 in Lewiston, PA**WEIGHT:** 218**THROWS:** L**RESIDES:** Burnham, PA**SIGNED BY:** Jay Weitzel**SCHOOL:** Mifflin County (PA) High School**HOW OBTAINED:** Twins 39th round pick in the 2013 First-Year Player Draft.

YEAR	TEAM	W-L	ERA	G	GS	CG	SH	SV	IP	H	R	ER	HR	HB	BB	SO	WP	BK	BAA
2013	GCL Twins	0-0	2.53	6	0	0	0	0	10.2	5	4	3	0	0	7	8	1	0	.139
<b>Minor League Totals</b>		<b>0-0</b>	<b>2.53</b>	<b>6</b>	<b>0</b>	<b>0</b>	<b>0</b>	<b>0</b>	<b>10.2</b>	<b>5</b>	<b>4</b>	<b>3</b>	<b>0</b>	<b>0</b>	<b>7</b>	<b>8</b>	<b>1</b>	<b>0</b>	<b>.139</b>

**WALKER II, ADAM BRETT****OUTFIELDER****HEIGHT:** 6-4**BATS:** R**BORN:** 10/18/1991 in Milwaukee, WI**WEIGHT:** 223**THROWS:** R**RESIDES:** Milwaukee, WI**SIGNED BY:** Billy Corrigan**SCHOOL:** Jacksonville University**HOW OBTAINED:** Twins 3rd round pick in the 2012 First-Year Player Draft.

**2013:** Spent the entire season with Single-A Cedar Rapids...was named the Midwest League Player of the Week three times on the season, April 29, May 13 and July 15...hit two home runs and drove in seven runs April 26...hit a home run in three straight games July 11-13...had seven home runs in a eight game stretch July 11-19...tied for the team lead in games played and led the team in at-bats, runs, hits, doubles, home runs and RBI...was named a Mid- and Postseason Midwest League All-Star...led the Midwest League in home runs, RBI and total bases, was second in slugging percentage (.526), runs scored, extra-base hits (65) and home runs per at-bat (1 HR/18.81 AB)...was named the 15th best prospect in the Midwest League following the season by *Baseball America*.

YEAR	TEAM	AVG	G	AB	R	H	2B	3B	HR	RBI	SH	SF	HB	BB	SO	SB	CS	E	OBP
2012	Elizabethton	.250	58	232	44	58	7	4	14	45	0	0	1	19	76	4	0	5	.310
2013	Cedar Rapids	.278	129	508	83	141	31	7	27	109	0	9	4	31	115	10	0	4	.319
<b>Minor League Totals</b>		<b>.269</b>	<b>187</b>	<b>740</b>	<b>127</b>	<b>199</b>	<b>38</b>	<b>11</b>	<b>41</b>	<b>154</b>	<b>0</b>	<b>9</b>	<b>5</b>	<b>50</b>	<b>191</b>	<b>14</b>	<b>0</b>	<b>9</b>	<b>.316</b>

**WALKER, RYAN JOEL****SHORTSTOP****HEIGHT:** 6-1**BATS:** L**BORN:** 3/26/1992 in Arlington, TX**WEIGHT:** 157**THROWS:** R**RESIDES:** Arlington, TX**SIGNED BY:** Marty Esposito**SCHOOL:** University of Texas at Arlington**HOW OBTAINED:** Twins 18th round pick in the 2013 First-Year Player Draft.

YEAR	TEAM	AVG	G	AB	R	H	2B	3B	HR	RBI	SH	SF	HB	BB	SO	SB	CS	E	OBP
2013	Elizabethton	.267	42	135	18	36	4	0	1	14	0	3	0	17	27	4	1	5	.342
	Cedar Rapids	.250	6	20	3	5	1	0	0	2	1	0	1	0	4	0	0	4	.286
<b>Minor League Totals</b>		<b>.265</b>	<b>48</b>	<b>155</b>	<b>21</b>	<b>41</b>	<b>5</b>	<b>0</b>	<b>1</b>	<b>16</b>	<b>1</b>	<b>3</b>	<b>1</b>	<b>17</b>	<b>31</b>	<b>4</b>	<b>1</b>	<b>9</b>	<b>.335</b>

**WARING, BRANDON C.****OUTFIELDER**

SEE PAGE 142

**WATTS, DAKOTA LEWIS****PITCHER****HEIGHT:** 6-5**BATS:** R**BORN:** 11/16/1987 in Oroville, CA**WEIGHT:** 215**THROWS:** R**RESIDES:** Oroville, CA**SIGNED BY:** Elliott Strankman**SCHOOL:** Cal State University Stanislaus**HOW OBTAINED:** Twins 16th round pick in the 2009 First-Year Player Draft.

2006 graduate of Oroville (CA) High School where he was first team All-League his senior year...attended Feather River College (CA) and was named first team All-Conference under coach Reed Peters...followed Peters to Delta College (CA) where he played the 2008 season before transferring to Cal State University - Stanislaus.

**2013:** Began the season with Single-A Ft. Myers...transferred to Double-A New Britain June 14 where he finished the season...did not allow an earned run in his first 10 appearances with the Rock Cats...converted all eight of his save opportunities on the season...allowed just six hits and five walks while striking out 15 in his final 11 appearances (14.0 IP, 0 ER)...**2012:** Began season with Single-A Ft. Myers...transferred to Double-A New Britain June 26...**2011:** Florida State League All-Star Game Selection...**2010:** Began season in Single-A Beloit...transferred to Single-A Ft. Myers, July 10...transferred to Double-A New Britain September 3...ranked as having the best fastball in the Twins system and 22nd best prospect by *Baseball America*...**2009:** Began professional career with Rookie Gulf Coast League...transferred to Single-A Ft. Myers July 19...transferred to Elizabethton August 6.

YEAR	TEAM	W-L	ERA	G	GS	CG	SH	SV	IP	H	R	ER	HR	HB	BB	SO	WP	BK	BAA
2009	GCL Twins	0-0	0.00	6	0	0	0	4	9.1	1	1	0	0	0	3	10	0	1	.034
	Elizabethton	2-0	2.70	10	0	0	0	1	13.1	9	4	4	0	0	12	12	1	0	.196
	Ft. Myers	0-2	14.85	5	0	0	0	0	6.2	10	12	11	0	0	10	6	1	0	.370
2010	Beloit	2-1	2.31	30	0	0	0	2	46.2	31	13	12	2	7	30	55	8	0	.193
	Ft. Myers	4-2	3.19	17	0	0	0	6	31.0	26	11	11	2	2	12	29	2	0	.228
	New Britain	0-0	12.27	2	0	0	0	0	3.2	4	5	5	0	0	2	5	0	0	.267
2011	Ft. Myers	2-2	4.60	25	0	0	0	8	31.1	32	16	16	1	1	14	25	1	0	.271
	New Britain	1-2	7.86	23	0	0	0	2	34.1	42	34	30	3	4	19	28	1	2	.294
2012	Ft. Myers	0-0	0.87	7	0	0	0	1	10.1	4	1	1	1	1	2	9	0	0	.121
	New Britain	2-0	2.67	24	0	0	0	2	33.2	31	13	10	1	0	16	27	1	0	.242
2013	Ft. Myers	1-1	9.90	7	0	0	0	0	10.0	17	12	11	0	2	6	7	1	0	.378
	New Britain	3-0	0.74	28	0	0	0	8	36.1	31	5	3	0	1	10	31	2	1	.230
<b>Minor League Totals</b>		<b>17-10</b>	<b>3.85</b>	<b>185</b>	<b>0</b>	<b>0</b>	<b>0</b>	<b>34</b>	<b>266.2</b>	<b>238</b>	<b>127</b>	<b>114</b>	<b>10</b>	<b>18</b>	<b>136</b>	<b>244</b>	<b>18</b>	<b>4</b>	<b>.239</b>

MINOR LEAGUES  
2014  
ASG



**WHEELER, JASON MACDONALD****PITCHER****HEIGHT:** 6-6**BATS:** L**BORN:** 10/27/1990 in Torrance, CA**WEIGHT:** 251**THROWS:** L**RESIDES:** Torrance, CA**SIGNED BY:** Mike Eaglin**SCHOOL:** Loyola Marymount University**HOW OBTAINED:** Twins 8th round pick in the 2011 First-Year Player Draft.**2013:** Spent the entire season with Single-A Ft. Myers...led the Florida State League in wins and home runs allowed. **2012:** Midwest League Player of the Week April 3-May 6...Midwest League All-Star Game selection...named left-handed pitcher on MiLB.com organizational All-Star team.

YEAR	TEAM	W-L	ERA	G	GS	CG	SH	SV	IP	H	R	ER	HR	HB	BB	SO	WP	BK	BAA
2012	Beloit	14-6	3.45	27	27	0	0	0	156.2	170	75	60	12	6	43	115	6	0	.281
2013	Ft. Myers	9-4	3.70	26	26	0	0	0	143.1	156	72	59	16	10	58	91	5	0	.284
Minor League Totals		23-10	3.57	53	53	0	0	0	300.0	326	147	119	28	16	101	206	11	0	.282

**WICKENS, STEPHEN KEITH****SHORTSTOP****HEIGHT:** 5-10**BATS:** R**BORN:** 3/5/1989 in Scarborough, Ontario, Canada**WEIGHT:** 177**THROWS:** R**RESIDES:** Whitby, Ontario, Canada**SIGNED BY:** Billy Corrigan**SCHOOL:** Florida Gulf Coast University**HOW OBTAINED:** Twins 33rd round pick in the 2011 First-Year Player Draft.

YEAR	TEAM	AVG	G	AB	R	H	2B	3B	HR	RBI	SH	SF	HB	BB	SO	SB	CS	E	OBP
2011	GCL Twins	.245	36	106	13	26	8	1	0	10	3	0	4	17	15	1	4	4	.370
2012	Elizabethton	.424	10	33	8	14	2	2	0	4	0	1	1	5	6	1	1	0	.500
	Beloit	.284	49	169	31	48	10	0	2	26	5	1	8	29	26	7	5	11	.411
2013	Ft. Myers	.260	112	389	60	101	22	3	3	44	0	6	12	45	55	20	3	10	.350
Minor League Totals		.271	207	697	112	189	42	6	5	84	8	8	25	96	102	29	13	25	.375

**WILLIAMS, COREY ROBERT****PITCHER****HEIGHT:** 5-10**BATS:** L**BORN:** 7/4/1990 in Walnut Creek, CA**WEIGHT:** 208**THROWS:** L**RESIDES:** Huntsville, AL**SIGNED BY:** Earl Winn**SCHOOL:** Vanderbilt University**HOW OBTAINED:** Twins 3rd round pick in the 2011 First-Year Player Draft.**2012:** Midwest League Postseason All-Star...**2011:** Ranked 13th best prospect in Twins organization by *Baseball America* entering 2012.

YEAR	TEAM	W-L	ERA	G	GS	CG	SH	SV	IP	H	R	ER	HR	HB	BB	SO	WP	BK	BAA
2011	Elizabethton	1-1	3.86	7	0	0	0	1	11.2	12	6	5	0	1	5	11	2	0	.261
2012	Beloit	4-4	3.47	47	0	0	0	17	62.1	55	29	24	5	4	33	68	4	1	.234
2013	Ft. Myers	0-2	5.16	35	0	0	0	10	45.1	44	28	26	7	8	23	43	5	0	.257
	New Britain	1-0	0.00	1	0	0	0	0	2.0	2	0	0	0	0	2	3	0	0	.250
Minor League Totals		6-7	4.08	90	0	0	0	28	121.1	113	63	55	12	13	63	125	11	1	.246

**WILLIAMS, JADAMION MARQUEZ (J.D.)****OUTFIELDER****HEIGHT:** 6-1**BATS:** S**BORN:** 11/20/1990 in Laurens, SC**WEIGHT:** 205**THROWS:** L**RESIDES:** Odessa, FL**SIGNED BY:** Billy Corrigan**SCHOOL:** Brooks Debartolo Collegiate (FL) High School**HOW OBTAINED:** Twins 10th round pick in the 2010 First-Year Player Draft.**2012:** Rated as the fastest baserunner in the Twins system entering 2012 by *Baseball America*.

YEAR	TEAM	AVG	G	AB	R	H	2B	3B	HR	RBI	SH	SF	HB	BB	SO	SB	CS	E	OBP
2010	GCL Twins	.214	37	112	8	24	4	1	1	9	2	0	0	10	43	5	1	1	.279
2011	Elizabethton	.324	50	185	30	60	12	1	4	24	0	1	1	25	58	10	5	2	.406
2012	Beloit	.234	97	359	60	84	16	2	6	39	5	2	2	39	15	23	9	3	.311
2013	Cedar Rapids	.281	80	267	65	75	12	6	8	42	2	4	4	47	67	15	7	2	.391
	Ft. Myers	.236	42	140	17	33	5	0	1	16	0	1	2	19	38	11	6	1	.333
Minor League Totals		.260	306	1063	180	276	49	10	20	130	9	8	9	140	321	64	28	9	.348

**WILSON, JARED DANIEL****PITCHER****HEIGHT:** 6-4**BATS:** R**BORN:** 4/26/1990 in Anaheim, CA**WEIGHT:** 206**THROWS:** R**RESIDES:** Cypress, CA**SIGNED BY:** Taylor Cameron**SCHOOL:** University of California, Santa Barbara**HOW OBTAINED:** Twins 19th round pick in the 2013 First-Year Player Draft.

YEAR	TEAM	W-L	ERA	G	GS	CG	SH	SV	IP	H	R	ER	HR	HB	BB	SO	WP	BK	BAA
2013	GCL Twins	3-2	5.23	10	3	0	0	0	20.2	19	13	12	0	6	10	22	4	0	.244
Minor League Totals		3-2	5.23	10	3	0	0	0	20.2	19	13	12	0	6	10	22	4	0	.244

**WIMBERLY, COREY****SECOND BASEMAN****HEIGHT:** 5-8**BATS:** S**BORN:** 10/26/1983 in Jacksonville, FL**WEIGHT:** 170**THROWS:** R**RESIDES:** Duluth, GA**ORIGINALLY SIGNED BY:** Rockies sixth round pick in the 2005 First-Year Player Draft.**SCHOOL:** Alcorn State**HOW OBTAINED:** Signed as a minor league free agent, December 26, 2013.



**2013:** Began the season in the Braves system after signing as a minor league free agent December 7, 2012...played in 25 games with Triple-A Gwinnett before being released...signed with Cincinnati and reported to Double-A Pensacola...finished the season hitting .260 in 59 games with the Blue Wahoos...declared minor league free agency following the season and signed as a minor league free agent with the Twins December 26... **2012:** Spent the entire season with Triple-A Buffalo in the Mets system...hit .301 (40-for-133) with 28 runs scored...played in only 39 games, making two trips to the disabled list (April 5-March 14 and July 4-end of the season)...fourth among Bisons hitters with more than 100 at-bats in OBP (.382)...hit .311 (19-for-61) in 16 May games...**2011:** In his first and only season with the Pirates organization, hit .238 with 11 RBI and 15 stolen bases in 57 games for Triple-A Indianapolis...missed significant time after being placed on the DL three times...**2010:** Spent entire season with Triple-A Sacramento...led Pacific Coast League in stolen bases (56) and tied for fifth in all of minor league baseball during first season at Triple-A level...became the first player in Sacramento history to steal 50 bases in a single season...established career high in runs scored (97), which ranked second in the Pacific Coast League...made appearances in left field (50), center field (39), shortstop (31), third base (17) and second base (11)...hit safely in 14 consecutive games from June 16 to July 3 (15-for-49, .306)...traded to Pittsburgh December 23...played winter ball in Mexico and hit .266 (25-for-94) with five doubles, one home run, six RBI and 18 runs scored in 24 games with Culiacan...**2009:** Traded to Oakland on February 4...played the majority of the season with Double-A Midland, batting .296 with 56 runs and 21 steals...**2008:** Hit .291 in 108 games with Double-A Tulsa, in the Rockies organization...his career-best 59 steals led the Texas League, while ranking seventh in all of minor league baseball...named a Texas League All-Star, going 2-for-5 with a triple in the game...**2007:** Played the entire season with Tulsa, hitting .268 with a career-high four home runs in 92 games...led the Texas League with 36 stolen bases...named the Texas League Player of the Week on July 2 after hitting .579 (11-for-19) with seven runs scored...**2006:** Hit .325 with two home runs and 24 RBI with Single-A Modesto...among Rockies minor leaguers, ranked second in average and stolen bases (50)...named by *Baseball America* as the fastest baserunner in the Rockies system for the second consecutive season...recorded five stolen bases on July 23 at Bakersfield...**2005:** In his first professional season, hit a league-best .381 in 67 games with Rookie Level Casper...led the Pioneer League in hits (107), while ranking second in runs (58), steals (36) and on-base percentage (.427)...named to the PL Postseason All-Star team.

YEAR	TEAM	AVG	G	AB	R	H	2B	3B	HR	RBI	SH	SF	HB	BB	SO	SB	CS	E	OBP
2005	Casper	.381	67	281	58	107	10	0	1	22	2	2	6	18	27	36	13	22	.427
2006	Modesto	.325	87	342	72	111	6	4	2	24	8	2	17	30	42	50	16	14	.404
2007	Tulsa	.268	92	365	63	98	15	1	4	33	4	4	12	19	52	36	9	17	.323
2008	Tulsa	.291	108	388	65	113	17	2	0	26	9	2	9	41	45	59	16	23	.370
2009	AZL Athletics	.000	4	11	1	0	0	0	0	1	0	0	0	1	1	1	0	1	.083
	Midland	.296	70	297	56	88	10	3	0	28	3	3	9	24	31	21	8	13	.363
2010	Sacramento	.284	135	531	97	151	14	7	3	57	14	2	18	58	64	56	18	17	.373
2011	Indianapolis	.238	56	172	17	41	5	3	0	11	5	0	4	8	19	15	6	2	.288
2012	Buffalo	.301	39	133	28	40	3	2	1	14	1	1	3	15	15	7	6	1	.382
2013	Gwinnett	.234	25	77	9	18	9	0	0	6	1	1	0	4	13	3	0	1	.268
	Pensacola	.260	59	177	19	46	3	1	1	10	3	3	6	10	17	6	3	3	.316
Minor League Totals		.293	742	2774	485	813	92	23	12	232	50	20	84	228	326	290	95	114	.362

#### WIMMERS, ALEXANDER MICHAEL (ALEX)

#### PITCHER

HEIGHT: 6-2

BATS: L

BORN: 11/1/1988 in Cincinnati, OH

WEIGHT: 212

THROWS: R

RESIDES: Cincinnati, OH

SIGNED BY: Jay Weitzel

SCHOOL: Ohio State University

HOW OBTAINED: Twins 1st round pick in the 2010 First-Year Player Draft.

**2012:** Began season with Double-A New Britain...pitched one game before being placed on the disabled list April 21 with a right elbow injury...made one rehabilitation appearance with GCL Twins...**2011:** Florida State League Player of the Week August 29-September 5...ranked 25th best prospect in Twins organization by *Baseball America* entering 2012...**2010:** Began professional career with Single-A Ft. Myers...named Florida State League Pitcher of the Week August 30...ranked seventh best prospect in the Twins organization by *Baseball America*.

YEAR	TEAM	W-L	ERA	G	GS	CG	SH	SV	IP	H	R	ER	HR	HB	BB	SO	WP	BK	BAA
2010	Ft. Myers	2-0	0.57	4	4	0	0	0	15.2	6	1	1	0	0	5	23	0	0	.113
2011	GCL Twins	0-0	0.00	1	0	0	0	0	1.0	0	0	0	0	0	1	1	0	0	.000
	Ft. Myers	2-3	4.20	12	4	1	1	1	40.2	28	22	19	5	2	22	39	7	0	.189
2012	GCL Twins	0-1	40.50	1	1	0	0	0	0.2	4	3	3	0	0	1	0	1	0	.800
	New Britain	0-0	4.15	1	1	0	0	0	4.1	6	2	2	1	0	2	3	0	0	.316
2013	GCL Twins	0-1	7.20	6	6	0	0	0	15.0	25	15	12	1	2	5	18	2	0	.357
Minor League Totals		4-5	4.31	25	16	1	1	1	77.1	69	43	37	7	4	36	84	10	0	.232

#### YNFANTE, GABRIEL ANTONIO

#### SECOND BASEMAN

HEIGHT: 5-11

BATS: S

BORN: 11/15/1994 in Maracay, Aragua, VZ

WEIGHT: 158

THROWS: R

RESIDES: Maracay, Aragua, VZ

SIGNED BY: Jose Leon

SCHOOL: --

HOW OBTAINED: Signed as an undrafted free agent, December 16, 2011.

YEAR	TEAM	AVG	G	AB	R	H	2B	3B	HR	RBI	SH	SF	HB	BB	SO	SB	CS	E	OBP
2012	DSL Twins	.231	47	130	20	30	1	1	0	12	4	1	7	27	41	8	2	11	.388
2013	DSL Twins	.235	43	119	19	28	4	1	1	16	2	1	2	23	30	8	2	3	.366
Minor League Totals		.233	90	249	39	58	5	2	1	28	6	2	9	50	71	16	4	14	.377

#### ZAQUETA, LEONEL AARON

#### PITCHER

HEIGHT: 6-0

BATS: R

BORN: 9/27/1994 in Hermosillo, Sonora, Mexico

WEIGHT: 178

THROWS: R

RESIDES: Hermosillo, Sonora, Mexico

SIGNED BY: Hector Otero

SCHOOL: --

HOW OBTAINED: Signed as an undrafted free agent, August 11, 2012.

YEAR	TEAM	W-L	ERA	G	GS	CG	SH	SV	IP	H	R	ER	HR	HB	BB	SO	WP	BK	BAA
2013	GCL Twins	0-5	4.67	14	4	0	0	0	27.0	35	18	14	1	1	11	19	4	1	.310
Minor League Totals		0-5	4.67	14	4	0	0	0	27.0	35	18	14	1	1	11	19	4	1	.310



**ZIEGLER, CRAIG JAMES [C.J.]****FIRST BASEMAN****HEIGHT:** 6-4**BATS:** R**BORN:** 11/27/1985 in Tucson, AZ**WEIGHT:** 225**THROWS:** R**RESIDES:** Tucson, AZ**ORIGINALLY SIGNED BY:** Giants 16th round pick in the 2008 First-Year Player Draft.**SCHOOL:** University of Arizona**HOW OBTAINED:** Signed as a minor league free agent, December 10, 2013.

**2013:** Spent the entire season with Independent League Wichita of the American Association...was named the Independent League Player of the Year by Baseball America after hitting .318 (121-for-380) with 30 home runs, 32 doubles, 99 RBI and 58 walks with 82 strikeouts in 100 games...the 30 homers he hit for Wichita set an American Association record...**2012:** Spent his first season with Wichita in the Independent League American Association...also played for Olmecas de Tabasco of the Mexican League...**2011:** Split the season between Lake County and Calgary in the Independent North American Baseball League...**2010:** Spent his first season in the Independent Leagues with Traverse City...**2009:** Split the season between August, Salem-Keizer and San Jose...**2008:** Spent his first professional season with the AZL Giants...participated in the Arizona Fall League where he led the league with 43 RBI and was third with seven home runs...**PERSONAL:** Graduated from Canyon Del Oro (AZ) High School...attended the University of Arizona and Pima Community College...was originally selected by the Cardinals in the 37th round of the 2007 First-Year Player Draft, but did not sign.

YEAR	TEAM	AVG	G	AB	R	H	2B	3B	HR	RBI	SH	SF	HB	BB	SO	SB	CS	E	OBP
2008	AZL Giants	.262	53	187	26	49	17	0	7	43	0	8	5	35	38	2	1	8	.379
2009	Augusta	.231	31	117	11	27	8	0	0	10	0	2	0	8	23	0	1	1	.276
	Salem-Keizer	.404	14	47	10	19	7	0	2	13	0	1	2	12	7	0	0	3	.532
	San Jose	.263	45	160	21	42	9	0	5	28	0	3	0	16	35	0	0	4	.324
2012	Olmecas de Tabasco	.182	22	77	12	14	6	0	2	9	0	0	1	8	23	0	0	2	.267
<b>Ind. League Totals</b>		<b>.297</b>	<b>326</b>	<b>1222</b>	<b>232</b>	<b>363</b>	<b>86</b>	<b>1</b>	<b>85</b>	<b>292</b>	<b>0</b>	<b>15</b>	<b>15</b>	<b>198</b>	<b>255</b>	<b>3</b>	<b>4</b>	<b>48</b>	<b>.393</b>
<b>Mexican League Totals</b>		<b>.182</b>	<b>22</b>	<b>77</b>	<b>12</b>	<b>14</b>	<b>6</b>	<b>0</b>	<b>2</b>	<b>9</b>	<b>0</b>	<b>0</b>	<b>1</b>	<b>8</b>	<b>23</b>	<b>0</b>	<b>0</b>	<b>2</b>	<b>.267</b>
<b>Minor League Totals</b>		<b>.268</b>	<b>143</b>	<b>511</b>	<b>68</b>	<b>137</b>	<b>41</b>	<b>0</b>	<b>14</b>	<b>94</b>	<b>0</b>	<b>14</b>	<b>7</b>	<b>71</b>	<b>103</b>	<b>2</b>	<b>2</b>	<b>16</b>	<b>.357</b>

**ZOQUIEL, REYSON ANDRES****PITCHER****HEIGHT:** 5-11**BATS:** L**BORN:** 11/5/1993 in Santo Domingo, DR**WEIGHT:** 209**THROWS:** L**RESIDES:** Pantoja, Santo Domingo, DR**SIGNED BY:** Fred Guerrero**SCHOOL:** - -**HOW OBTAINED:** Signed as an undrafted free agent, July 2, 2010.

YEAR	TEAM	W-L	ERA	G	GS	CG	SH	SV	IP	H	R	ER	HR	HB	BB	SO	WP	BK	BAA
2011	DSL Twins	1-0	5.00	8	3	0	0	0	18.0	16	12	10	2	4	15	11	5	0	.235
2012	DSL Twins	0-3	6.34	23	1	0	0	4	32.2	36	28	23	1	2	35	37	14	0	.277
2013	DSL Twins	1-3	9.64	15	0	0	0	0	14.0	17	18	15	0	2	17	12	3	2	.293
<b>Minor League Totals</b>		<b>2-6</b>	<b>6.68</b>	<b>46</b>	<b>4</b>	<b>0</b>	<b>0</b>	<b>4</b>	<b>64.2</b>	<b>69</b>	<b>58</b>	<b>48</b>	<b>3</b>	<b>8</b>	<b>67</b>	<b>60</b>	<b>22</b>	<b>2</b>	<b>.270</b>





2014  
**ALL STAR**  
**GAME**

**TARGET FIELD**





# TARGET FIELD®

The Minnesota Twins moved into their new home, Target Field, prior to the beginning of the 2010 season. The ballpark is a modern architectural expression, a dichotomy of Minnesotans' cosmopolitan lifestyle so rooted in nature and the outdoors. The stone and glass landmark, topped by a metal-clad, sculpted roof canopy, is chiseled into downtown Minneapolis on one of Major League Baseball's smallest sites. The ballpark's urban appeal is enhanced with immediate access to light rail and commuter rail, bridging the site to its urban surroundings and spurring development in the western corner of downtown.

Target Field proved to be one of the premier sporting and entertainment venues in the Upper Midwest, and one of the most unique, spectacular parks in all of Major League Baseball. Here is a list of features that helped to make it unlike any other baseball experience in America.

## MATERIALS

Native Minnesota limestone forms the mass of the ballpark's exterior façade. Glass and metal details punctuate the limestone surface, creating a sophisticated composition. In addition, whenever possible, the ballpark and surrounding areas incorporated Minnesota-native flowers, trees and shrubs.

## SEATING

Target Field features one of the closest seating bowls to the playing field in all of Major League Baseball. Seats in Target Field feature more leg room and are articulated towards the field of play. Target Field features more aisles with fewer seats per row.

Approximate Capacity	39,021
Seating in Lower Level	18,925
Seating in Upper Level	14,867
Seating in Club Level	5,229
Concourse Width (main)	40 feet
Concourse Width (upper)	26-44 feet
Restrooms	401 (w) 266 (m)

## CONCOURSE

The ballpark features a 360-degree open main concourse giving fans an uninterrupted view of the playing field.

## CLIMATE/SHELTER

The Twins are committed to providing a comfortable experience for the fans—even when our weather is less than perfect. Fans are able to take advantage of heated concessions, restrooms, and restaurant and lounge areas found on each ballpark level including the Terrace level. Target Field's roof canopy—one of the largest in baseball—provides added protection.

## CELEBRATING MINNESOTA'S RICH BASEBALL HERITAGE

Minnesota's new ballpark celebrates the heritage and history of the game across the Upper Midwest. The ballpark includes tributes to the great Twins teams and players from the past, as well as other Minnesota baseball icons.



## TARGET FIELD PROJECT COSTS

BALLPARK CONSTRUCTION	MINNESOTA TWINS	HENNEPIN COUNTY	TOTAL
Original Budget	\$130 million	\$260 million	\$390 million
Ballpark Enhancements	\$50 million*	\$0	\$50 million
Infrastructure	\$15 million**	\$90 million	\$105 million
Total	\$195 million	\$350 million	\$545 million

\* The Minnesota Twins approved increases of \$45.5 million for fan amenities and ballpark enhancements. Additionally, the Twins provided 4.5 million of funding for Target Plaza, which was matched by Target Corporation.

\*\* The Minnesota Twins provided \$15 million of additional funding for public infrastructure costs in 2009-2010.

\*\*\* Since Target Field opened in 2010, the Minnesota Twins have exclusively funded more than \$12 million in facility enhancements.



# TARGET FIELD

## By The Numbers

**ADDRESS** 1 Twins Way, Minneapolis, MN 55403

**OWNERS** Minnesota Ballpark Authority

**CONCESSIONAIRE** Delaware North Sportservice

**ARCHITECT** Populous (Kansas City), in association with HGA Architects (Minneapolis)

- 297,864 architect hours spent designing the project
- Ballpark size is just over 1 million square feet (10.5 acres) built on an 8-acre site

**CONSTRUCTION** Mortenson (Minneapolis)

- 55,000 cubic yards of cast-in-place concrete used to build the ballpark
- 4,900 tons of structural steel used
- 500,000 masonry bricks used
- 36,000 feet of field tubing to heat the playing field
- 352 miles of cable (a/v, broadcast, fiber optic) in the building
- 66,805 square feet of the canopy over the seating bowl
- 70,419 lineal feet of stadia risers
- 2,000,000 total labor hours; 3,500 total trades people; 800 peak workforce

**PLAYING FIELD** Four-way blend of Kentucky Bluegrass

**FIELD LIGHTS** 536 field lights in the canopy—210 in the outfield light structure

**SUITES** 54 Suites, 2 Skyline Suites, 8 Event Suites

**ELEVATORS AND ESCALATORS** 16 elevators / 11 escalators

**6** retail stores on site

**48** degrees, the minimum temperature at which the playing field is kept in season

**46** feet, the height of the Minnie & Paul home run sign celebration sign

**46** feet, the distance from home plate to the first row of seats

**827** bicycle storage locations within 200 yards of the ballpark

**3,240** wood-backed seats in the ballpark


**55,000** flappers on “the Wave” art piece located on Target Plaza



## MINNESOTA TWINS – DAKTRONICS SCOREBOARDS

	MAIN VIDEO BOARD	RIGHT FIELD VIDEO BOARD
• Display Size	57' high x 101' wide	28' high x 50' wide
• Resolution	1080 lines	552 lines by 984 columns

TARGET FIELD VIDEO	DISPLAY SIZE
Ribbon Board	8 displays totaling 1230 linear feet
Out-of-Town Scoreboard	12' x 109' real-time display
Bullpen Board	8'6" x 16' display showing stats
Twins Tower	100' high x 5' wide x 11' deep 4,300 LED strips on all four sides





## The Timeline

**APRIL 25, 2005** – Minnesota Twins and Hennepin County announce they have agreed on a proposal to fund and construct a new ballpark in downtown Minneapolis.

**MAY 26, 2006** – Governor Tim Pawlenty signs ballpark bill in on-field ceremony.

**NOVEMBER 17, 2006** – Twins announce the project team chosen to lead the construction of the new ballpark scheduled to open 2010. The team includes design architect HOK Sport, local architect HGA Architects, and construction manager Mortenson Construction.

**APRIL 12, 2007** – Design of the new Minnesota Twins-Hennepin County ballpark is officially presented to the Hennepin County Board.

**MAY 15, 2007** – Twins announce the first site clearing activity has begun at the location of the new Twins ballpark in partnership with Hennepin County, the Minnesota Ballpark Authority and Mortenson Construction.


**AUGUST 1, 2007** – Twins reschedule the ballpark groundbreaking ceremony due to the collapse of the I-35W Bridge.

**AUGUST 30, 2007** – Twins officially break ground at the new ballpark site in Minneapolis.

**NOVEMBER 9, 2007** – Minnesota Ballpark Authority approves the final design plans for the new Twins ballpark. The authority also authorizes the final payment for the property.

**NOVEMBER 27, 2007** – Twins announce that Vetter Stone Company of Mankato will supply the 100,000 square feet – or 100 semi-truck loads – of limestone that will cover the facade of the downtown ballpark.

**JANUARY 23, 2008** – First main concourse concrete pour is conducted along the 7th Street bridge side of the site.



**FEBRUARY 12, 2008** – Twins ownership announces that it will fund \$22 million in additional upgrades to the new ballpark, used to upgrade the exterior stone, the canopy and the scoreboard, as well as add more bathrooms and comfort areas.

**APRIL 8, 2008** – Twins announce an eight-year partnership with Delaware North Companies Sportservice to provide all food, beverage and retail merchandise service at the new ballpark in downtown Minneapolis.

**SEPTEMBER 15, 2008** – Target Corporation and the Minnesota Twins announce an agreement on an exclusive 25-year partnership that includes the naming rights for Target Field.

**OCTOBER 23, 2008** – Twins announce that Daktronics from Brookings, S.D., has been selected to design and build a multi-million dollar, integrated video, scoring and advertising display system at Target Field.

**FEBRUARY 11, 2009** – Twins and Target unveil design plans for Target Plaza, the gateway to Target Field.

**MAY 15, 2009** – Twins ownership approves \$55 million in additional funding for fan enhancements at Target Field.

**JUNE 5, 2009** – Twins and Mortenson hold a topping off ceremony, where the final piece of structural steel is installed in the left field canopy. Target Field's structure is now complete.

**AUGUST 24, 2009** – Field grass installation begins at Target Field.

**AUGUST 28, 2009** – Field grass installation is completed.

**DECEMBER 8, 2009** – Target Field project team recognized for developing unprecedented access for disabled fans.

**DECEMBER 23, 2009** – Official last day for Twins Front Office at the Metrodome.

**JANUARY 4, 2010** – Mortenson hands the key to Target Field over to the Twins on the first official day of business at the new ballpark.

**JANUARY 22, 2010** – The city of Minneapolis, the Twins, the Minnesota Ballpark Authority and Hennepin County unveil "Twins Way," renaming a stretch of 3rd Avenue North in Downtown Minneapolis.

**MARCH 27, 2010** – The Minnesota Golden Gophers baseball team hosts Louisiana Tech in an exhibition game at Target Field. It is the first time Target Field is open to the general public.

**APRIL 2-3, 2010** – The Twins host the St. Louis Cardinals for two exhibition games at Target Field. The Cardinals won the first game 8-4 with the Twins prevailing in the second game by a score of 8-3.

**APRIL 12, 2010** – The first official game is played at Target Field between the Twins and the Boston Red Sox. The Twins won the contest by a score of 5-4.

**SEPTEMBER 21, 2010** – Twins clinch AL Central; attendance surpasses three million mark for the second time in club history.

**NOVEMBER 10, 2010** – Target Field enhancements for 2011 announced; radiant heat, right field video board and Twins Tower.

**SEPTEMBER 21, 2011** – Twins surpass three million attendance mark for the third time in club history.

**NOVEMBER 14, 2011** – Twins announce first Target Field concert to be held July 8, 2012 featuring Kenny Chesney and Tim McGraw.

**DECEMBER 13, 2011** – Twins earn LEED Silver certification for operations/maintenance less than two years after receiving Silver certification for new construction. The Twins became the first professional sports franchise to earn both certifications.

**JANUARY 24, 2012** – Thomson Reuters joins the elite roster of the Minnesota Twins, serving as the title sponsor for the Champions Club.

**APRIL 14, 2012** – The Minnesota Twins unveil a bronze statue of former Twins first baseman Kent Hrbek outside of Gate 14 at Target Field.

**MAY 24, 2012** – The Minnesota Twins Community Fund and Roots for the Home Team announce a first-of-its-kind partnership that brings fresh, locally-grown produce to Target Field. Grown by youth from ethnically diverse areas of the Twin Cities, the produce is used to create tasty salads available to fans at Target Field.

**JULY 8, 2012** – Target Field hosts its first concert featuring Kenny Chesney and Tim McGraw's "Brothers of the Sun" tour. The inaugural concert draws 43,897 fans - at the time, an attendance record for the facility.

**JULY 26, 2012** – The Minnesota Twins, in partnership with MLB Advanced Media (MLBAM), launch "At the Plate," MLB's first-ever team-based mobile application available only at Target Field.

**AUGUST 29, 2012** – Commissioner Allan H. (Bud) Selig announces at a press conference at Target Field that the Minnesota Twins will host Major League Baseball's 2014 All-Star Game.

**OCTOBER 3, 2012** – The Minnesota Ballpark Authority approves upgrades to the right field bleacher section of Target Field.


**APRIL 2, 2013** – The Twins and Great Clips unveil the "Great Clips Great Seats" seating section at Target Field. The newly reconfigured seating section, located in the right field corner, is designed to be an exciting destination for both group and single-game ticket purchasers; similar to the Budweiser Roof Deck.

**JULY 1, 2013** – The Twins announce that they will host TwinsFest at Target Field for the first time ever in 2014.

**JULY 12, 2013** – Target Field hosts its second concert featuring Kenny Chesney and Zac Brown Band's "No Shoes Nation" Tour. 43,940 attended, setting a Target Field record.

**JULY 26, 2013** – The Twins and 96.3 K-TWIN host the first-ever Skyline Music Festival at Target Field, drawing 6,752 fans for an amphitheatre-style concert featuring The LP Tour.

**AUGUST 26, 2013** – Twins and Delaware North Sportservice launch their new food truck, the "Taste of Target Field," bringing the heralded local fare at Target Field out into the community.






### TARGET FIELD FIRST INFORMATION:

First Game	April 12, 2010 – Boston Red Sox vs. Minnesota Twins
Weather for First Game	65 degrees, partly cloudy
First Pitch	3:13 pm on April 12, Boston Red Sox at Minnesota Twins
First Game Attendance	39,715 (38,145 paid)
First Pitcher	Carl Pavano, MIN – April 12 vs. Boston
First Batter	Marco Scutaro, BOS – April 12
First Hit	Marco Scutaro, BOS – April 12 off Carl Pavano (1st inn.)
First Double	Dustin Pedroia, BOS – April 12 off Carl Pavano (1st inn.)
First Triple	David DeJesus, KC – April 16 off Scott Baker (6th inn.)
First Home Run	Jason Kubel, MIN – April 12 off Scott Atchison (7th inn.)
First Home Run by Opponent	Dustin Pedroia, BOS – April 14 off Kevin Slowey (5th inn.)
First Grand Slam	Matt Joyce, TB – July 4 off Matt Guerrier (8th inn.)
First Inside-the-Park Home Run	Curtis Granderson, NYY – August 21, 2011 off Jose Mijares (7th inn.)
First Reviewed HR	April 12 – 4th inn., M. Cameron foul ball stood as called
First RBI	Michael Cuddyer, MIN – April 12 (1st inn.)
First Walk	Denard Span, MIN – April 12 (1st inn.)
First Stolen Base	Nick Punto, MIN – April 12 vs. BOS (2nd inn.) off Lester
First Strikeout	Batter: David Ortiz, BOS, Pitcher: Carl Pavano, MIN – April 12 (2nd inn.)
First Win	Carl Pavano, MIN – April 12 vs. BOS (6.0-4-1-1-1-4)
First Loss	Jon Lester, BOS – April 12 vs. MIN (5.0-9-4-4-3-5)
First Save	Jon Rauch, MIN – April 12 vs. BOS (1.0-0-0-0-0-0)
First Complete Game	Nick Blackburn, MIN – May 4 vs. DET (9.0-11-3-3-1-2)
First Shutout	BAL over MIN, 2-0 (Bergesen/Ohman/Uehara/Simon), May 6
First Triple Play	N/A
First Series Win	April 12-15 – Minnesota over Boston, 2-1 in four days
First Series Sweep	May 3-5 – Minnesota over Detroit in three games

\* All dates are from the 2010 season, unless noted



First Pitch  
in Target Field



First home run  
in Target Field

### TARGET FIELD FIRST FOR TWINS PLAYER INFORMATION:

First Pitch	Carl Pavano at 3:13 pm on April 12 vs. Boston Red Sox
First Pitcher	Carl Pavano – April 12 vs. BOS
First Batter	Denard Span – April 12 vs. BOS
First Hit	Orlando Hudson – April 12 vs. BOS off Jon Lester (1st inn.)
First Run	Denard Span – April 12 vs. BOS (1st inn.)
First Double	Joe Mauer – April 12 vs. BOS off Jon Lester (2nd inn.)
First Triple	Justin Morneau – April 17 vs. KC off Gil Meche (5th inn.)
First Home Run	Jason Kubel – April 12 vs. BOS off Scott Atchison (7th inn.)
First Grand Slam	Rene Tosoni – September 27, 2011 vs. KC off Vin Mazzaro (6th inn.)
First Inside-the-Park Home Run	N/A
First RBI	Michael Cuddyer – April 12 (1st inn.)
First Walk as Batter	Denard Span – April 12 (1st inn.)
First Walk as Pitcher	Carl Pavano – April 12 vs. BOS (3rd inn.), walking J. Hermida
First Strikeout as Batter	Orlando Hudson – April 12 vs. BOS (2nd inn.) by J. Lester
First Strikeout as Pitcher	Carl Pavano of D. Ortiz – April 12 vs. BOS (2nd inn.)
First Stolen Base	Nick Punto – April 12 vs. BOS (2nd inn.) off Lester
First Win	Carl Pavano – April 12 vs. BOS (6.0-4-1-1-1-4)
First Loss	Kevin Slowey – April 14 vs. BOS (5.0-5-3-3-4-5)
First Save	Jon Rauch – April 12 vs. BOS (1.0-0-0-0-0-0)
First Complete Game	Nick Blackburn – May 4 vs. DET (9.0-11-3-3-1-2)
First Shutout	MIN over BAL, 6-0 (Blackburn/Guerrier/Rauch), May 9
First Triple Play	N/A
First Minnesota Twins Win	April 12 vs. Boston by a score of 5-2
First Minnesota Twins Loss	April 14 vs. Boston by a score of 6-3
First Minnesota Twins Series Win	April 12-15 – Minnesota over Boston 2-1 in four days
First Minnesota Twins Series Sweep	May 3-5 – Minnesota over Detroit in three games

\* All dates are from the 2010 season, unless noted



## SEATING DIAGRAM AND SEASON TICKET PRICING



Seating Level	Season Ticket Savings (per game)	Single Game Price (valid through February 22#)				
		Extra Value	Value	Select	Premium	Elite
Main Level						
Thomson Reuters Champions Club	n/a	n/a	n/a	n/a	n/a	n/a
Dugout Box	\$10	\$49	\$66	\$82	\$98	\$115
Home Plate Box	\$9	\$37	\$50	\$62	\$74	\$87
Diamond Box	\$7	\$28	\$38	\$47	\$56	\$66
Field Box	\$5	\$22	\$29	\$36	\$43	\$50
Left Field Bleachers	\$3	\$9	\$16	\$23	\$30	\$37
Powerball® Pavilion	\$3	\$10	\$18	\$25	\$32	\$40
Overlook	n/a	\$11	\$19	\$27	\$35	\$43
Great Clips® Great Seats	n/a	Call for information				
Club Level						
Delta SKY360° Legends Club*	n/a	n/a	n/a	n/a	n/a	n/a
Skyline Deck	n/a	\$19	\$25	\$31	\$37	\$43
Event Suites	n/a	Call for information				
Terrace Level						
Home Plate Terrace	\$5	\$21	\$28	\$35	\$42	\$49
Field Terrace	\$4	\$10	\$18	\$25	\$32	\$40
Home Plate View	\$4	\$10	\$18	\$25	\$32	\$40
Skyline View	\$3	\$6	\$11	\$16	\$21	\$26
Field View	\$3	\$6	\$10	\$14	\$18	\$22
The Our Family Section **	n/a	\$10	\$18	\$25	\$32	\$40
Outfield Mezzanine						
U.S. Bank Home Run Porch Terrace	\$2	\$10	\$17	\$24	\$31	\$38
U.S. Bank Home Run Porch View	\$2	\$7	\$12	\$17	\$22	\$27
Grandstand	\$2	\$7	\$12	\$17	\$22	\$27
Budweiser Roof Deck***						
Single Game Fixed View Seat	n/a	\$18	\$27	\$36	\$45	\$54
Single Game Standing Room Ticket	n/a	\$8	\$12	\$16	\$20	\$24

There is a \$10 per-ticket premium for tickets in the first row of sections 3, 14, and 15 in the Dugout Box, sections 104 and 124 in the Diamond Box and sections 103 and 125 in the Field Box. There is a \$5 per-ticket premium for tickets in the first row of all Delta SKY360® Legends Club, Home Plate Terrace and Field Terrace sections. Not all sections are available with all season ticket plan types. \*Requires a one-time per-seat membership fee. \*\*Alcohol-free area includes Schweigert™ hot dog and Pepsi with ticket. \*\*\*Available all Thursday home games.

#Demand-Based Pricing: Beginning February 23, single game ticket prices in all seating sections will be determined on a daily basis according to current market demand. Prices may fluctuate upward or downward based on real-time market conditions.





### GREEN PROJECT OF THE YEAR AWARD

Awarded by Recycling Association of Minnesota to recognize a special green project in Minnesota demonstrating outstanding environmental results and innovation by reducing environmental issues

### #1 SPORTS STADIUM EXPERIENCE IN NORTH AMERICA

Awarded by ESPN The Magazine as the #1 professional sports stadium, from a field of 122 venues

### BALLPARK OF THE YEAR

Awarded by Ballpark Digest for the best developments in baseball, based on nominations from the baseball community

### DESIGN HONOR AWARD

Awarded from the Minnesota Society of Landscape Architects

### AMERICA'S TRANSPORTATION AWARD

Awarded for Innovative Management for Destination Target Field by American Association of State Highway and Transportation Officials

### ACCESS AWARD

Awarded by Minnesota State Council on Disability on recognition of outstanding contributions on behalf of people with disabilities and for outstanding solutions that eliminate or reduce barriers for persons with disabilities



### LEED SILVER CERTIFICATION FOR CONSTRUCTION AND OPERATIONS

Awarded by U.S. Green Building Council as the first professional sports facility to receive LEED (Leadership in Energy & Environmental Design) Silver Certification for both construction and operations

### SPORTS FACILITY OF THE YEAR AWARD

Awarded by Sports Business Journal and Sports Business Daily to new, renovated or established sports facilities in North America whose primary function is hosting and staging sporting events

### STORMREADY SUPPORTER

Awarded by the National Weather Service as the first sports facility in Minnesota to help arm America's communities with the communication and safety skills needed to save lives and property before and during the event

### GRAND AWARD FOR ENGINEERING EXCELLENCE

Awarded from the American Council of Engineering Companies. ACEC called it the perfect "squeeze play". Challenged with transforming an 8.5-acre site characterized as "too small and virtually unbildable," the project team devised structural components that extended the facility over an adjoining rail line, two commuter lines and a major highway



### FOOD RECOVERY CHALLENGE ACHIEVEMENT AWARD

Awarded by United States Environmental Protection Agency for donating food and recycling food scraps to reduce waste, feed the needy and save money. Award winners have prevented more than 350 tons of food scraps from entering landfills

### COMMUNITY INNOVATOR AWARD

Awarded by The Arc Minnesota to an individual, organization, or business that has developed a unique program, service, or idea that increased the community inclusion or self-determination of persons with intellectual and developmental disabilities and their families




### THE CITY OF MINNEAPOLIS - ERIK PETERSON ADVOCACY AWARD

The City of Minneapolis' Advisory Committee on People with Disabilities brings awareness to disability employment issues as well as issues important to residents living with disabilities.

### MLB GREEN GLOVE AWARD

The Green Glove Award recognizes the MLB Clubs with the highest recycling rate.





### THE “GREENEST” BALLPARK IN AMERICA



In 2010, the U.S. Green Building Council awarded Target Field **LEED (Leadership in Energy & Environmental Design) Silver Certification** for New Construction, making it the second major league ballpark in the United States to achieve that status. Less than two years after earning LEED Silver certification for New Construction, the Minnesota Twins became the first professional sports franchise to also attain LEED Silver Certification for the Operation and Maintenance of their facility.

#### TWINS SUSTAINABILITY STATEMENT

The Minnesota Twins organization believes our future success—both on and off the field—is built on a business model that embraces operational efficiency, environmental stewardship and social responsibility. We honor the power of sport by leading through example, and we will continue to use sport to inspire, build the best fan experience and cause no unnecessary harm, working with our fans, community, suppliers, partners and employees to have a positive influence in the world.



#### CAPTURING AND REUSING RAINWATER

Through a custom-designed Rain Water Recycle System provided by Minneapolis-based Pentair, the Minnesota Twins have captured, purified and reused more than 3,133,892 total gallons of rainwater, drastically reducing the use of municipal water at Target Field. The majority of the recycled rainwater was used to wash down the seating bowl attached to the main concourse.

#### RECYCLING AND CONVERTING WASTE TO ENERGY

Through aggressive recycling and waste-to-energy programs, the Twins have kept more than 3,761 tons of waste out of local landfills from 2011 to 2013.

- 1,656 tons of trash have been sent to the Hennepin Energy Recovery Center
- 1,507 tons of waste have been recycled from Target Field
- 543 tons of organic materials have been composted and diverted from landfills

In 2014, the Twins will seek help from fans in increasing the amount of recycled organic materials, further reducing the amount of waste produced at Target Field.

#### DONATING UNUSED FOOD TO LOCAL CHARITIES

The Minnesota Twins and concession partner Delaware North Companies Sportservice donated more than ten tons of food to local charities during the 2013 season. Through a partnership with Rock and Wrap It Up! Inc., representatives from Joseph's Storehouse in Brooklyn Park boxed up all prepared but untouched meals at Target Field, donating the unused food from Target Field to local charities. Throughout the 3-year partnership, the Twins have donated:

- 108,993 cased meats (hot dogs, brats, etc.)
- 15,289 hamburgers
- 7,095 chicken breasts





# TARGET FIELD®

## *The Statues*

Designed by Bill Mack, the Target Field statues depict six of the greatest influences in Minnesota Twins history. Each person, while standing over seven feet tall, is featured in an iconic pose, from Harmon Killebrew's powerful swing to Kirby Puckett's signature World Series post-home run celebration.

Located near the entrances to the ballpark, these Twins statues are on display to greet fans whenever they visit Target Field.

### *About the artist*

Bill Mack, who makes his home in Minneapolis, has worked for over 20 years mostly as a commissioned artist. He has created works for the Figure Skating Hall of Fame, the Cowboy Hall of Fame and both the Hockey Hall of Fame in Canada and the U.S. Hockey Hall of Fame.



### **ROD**CAREW

Located outside Gate 29, near 7th Street, Carew's statue was dedicated on April 2, 2010.

### **HARMON**KILLEBREW

Located on Target Plaza, Killebrew's statue was dedicated on April 3, 2010.



### **KIRBY**PUCKETT

Located on Target Plaza, outside Gate 34, Puckett's statue was dedicated on Opening Day, April 12, 2010.

### **CARL&ELOISE**POHLAD

Located on Target Plaza, outside Gate 34, Carl and Eloise Pohlad's statue was dedicated on October 3, 2010.




### **CALVIN**GRIFFITH

Located outside Gate 29, Griffith's statue was dedicated on September 3, 2010.

### **TONY**OLIVA

Located outside Gate 6, Oliva's statue was dedicated on Opening Day, April 8, 2011.



### **KENT**HRBEK

Located outside Gate 14, Hrbek's statue was dedicated on April 14, 2012.





# TARGET FIELD®

## GETTING TO AND FROM THE BALLPARK



### THE MOST MULTI-MODAL, TRANSIT-ORIENTED BALLPARK IN AMERICA

- Located in the historic Warehouse District of downtown Minneapolis, Target Field is the most multi-modal, transit-oriented ballpark in America.

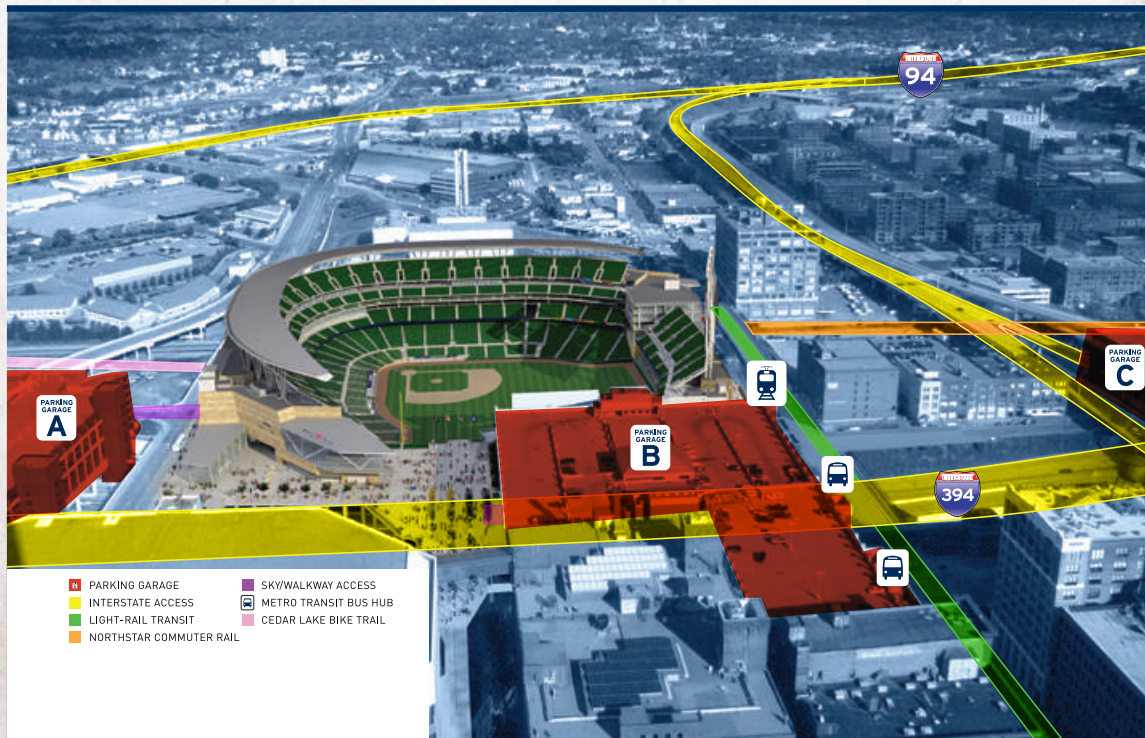
**PUBLIC TRANSIT** - Served by Hiawatha light rail, more than 20 bus routes, I-394 express bus service and - on special dates - the Northstar Commuter Rail line, Target Field is more accessible by public transit than any other ballpark in America.

**PARKING** - There are several options for parking in downtown Minneapolis including 7,000 parking spaces conveniently adjacent to Target Field in the ABC/Hawthorne ramps, nearly 25,000 parking

spaces parking lots/ramps and metered street parking spaces throughout downtown.

**BIKING** - Ranked as the number one bicycling city in the nation, Minneapolis has 43 miles of streets with dedicated bicycle lanes and 84 miles of off-street bicycle paths. The Cedar Lake Trail provides convenient bike and pedestrian access to Target Field. Target Field features hundreds of bike parking spaces. In addition, the city of Minneapolis has hundreds of bike parking spaces within blocks of Target Field.

[www.twinsbaseball.com/transportation](http://www.twinsbaseball.com/transportation) is the most complete, up-to-date source of information on getting to Target Field.



**MEDIA PARKING** - There is no on-site parking available at Target Field for the media, but municipal ramps and parking lots are available near the stadium. Paid parking is available for the media in the "A" ramp on a game-by-game basis and season-long passes are available by emailing Venika Streeter at [venikastreeter@twinsbaseball.com](mailto:venikastreeter@twinsbaseball.com).

**CREDENTIAL PICKUP** - Media can pick up their credentials at Gate 29 on the date the credential is issued.



## TARGET FIELD STATION • OPENING SPRING 2014

Scheduled to open in 2014, Target Field Station will serve as a central, multi-modal transportation hub and community gathering space in downtown Minneapolis. Target Field Station epitomizes open transit by integrating all models of transit. It is development oriented, focuses on architecture — creating iconic indoor and outdoor spaces — and it will appeal to a wide array, from residents to visitors alike.



**IT WILL PROVIDE** a connection for commuters, baseball fans, downtown visitors and riders connecting to other Metro Transit services — including Blue and Green Line Light Rail service to St. Paul, the airport and Mall of America, the Northstar Commuter Rail Line, as well as bus service from the nearby 5th Street Transit Center. Future transit lines and plans to develop a transportation hub will create additional regional connections for Target Field commuters.



**THE PURPOSE** of Target Field Station is to provide high-quality transit service, and efficient access to Minneapolis and surrounding communities. This hub will encourage greater use of public transportation within the Twin Cities due to a centrally-located facility, and improved multi-modal and pedestrian connections.



**THE STATION** will include green space, retail, a plaza, an amphitheater and a jumbo display screen.



**LOCATED** on the north side of the park, connecting it to the North Loop Neighborhood. The name refers to the trolley line that once ran through the area, which is part of Minneapolis' Warehouse District. The project will connect the North Loop Neighborhood with its roots.

**THE BLUE LINE** runs from Target Field to the Mall of America. The Central Corridor — Green Line — runs down University Avenue to St. Paul's Union Depot.





# LET'S PLAY BALL!

Extra innings, rain delays and even the occasional hail storm. Treasure Island Resort & Casino is proud to welcome you back to another season of outdoor baseball. So grab your sunscreen and your emergency rain poncho too, because this is Twins Territory and it's not for the fair-weather fan.

Rain or shine, we're here to cheer on the Minnesota Twins. Visit the Treasure Island booth near Gate 6 at Target Field® for your chance to win great prizes all season long.



**Treasure Island**<sup>TM</sup>  
**RESORT & CASINO**  
**TICASINO.COM**





2014  
**ALL★STAR**  
**GAME**



**MISCELLANEOUS**



# MINNESOTA TWINS IN THE COMMUNITY

The players, coaches, former players and employees of the Minnesota Twins support nonprofit organizations throughout the Upper Midwest and Southwest Florida. Through in-kind and cash donations, player appearances and promotional support, the Twins help raise needed funds for charity.



EXPECT MORE.  
PAY LESS.®



## MINNESOTA TWINS COMMUNITY SUPPORT

- **Twins Players** » Raise funds for charities with events like TwinsFest, Glen Perkins' "15's 5K" for Cystic Fibrosis Perkins' and Brian Duensing's Lefties Lunkers for Leukemia, as well as hospital and school visits and community events.
- **Former Players** » Kent Hrbek, Rod Carew, Tony Oliva, Bert Blyleven and others raise funds for charities through their events and appearances.
- **Educational Programs** » Programs such as Perfect Attendance - Perfect Game, Father of the Year Essay Contest, and partnerships with Athletes Committed to Educating Students (ACES) and Project Success.
- **Homelessness** » Fundraisers for local shelters and partnerships with People Serving People, Common Bond, Heading Home MN, Salvation Army Harbor Light and Mary's Place.
- **Youth Recreation/Healthy Living** » Programs such as the Hennepin County Step-to-it Challenge, Boys and Girls Clubs of the Twin Cities and Courage Center and the "Rolling Twins".
- **In-Kind Giving** » More than 3,500 auctions and fundraisers donated to in 2013 (autographs, game experience, etc).



Photo courtesy MN National Guard

For more information about the Twins Community Fund or a program, please visit [www.twinsbaseball.com/community](http://www.twinsbaseball.com/community) or call 800-33-TWINS.



# MINNESOTA TWINS IN THE COMMUNITY

## 2014 TWINS COMMUNITY FUND PROGRAMS

The Minnesota Twins Community Fund was chartered as an independent public charity in 1991 to lead the team's community work. The Fund's mission is:

"To enrich local and regional communities by providing resources for the healthy development of children and families through an association with baseball, softball and the Minnesota Twins."

The work of the Twins Community Fund is made possible by the generous support of the Minnesota Twins Baseball Club, our corporate partners Target, U.S. Bank, Best Buy, Treasure Island Resort & Casino, Delta Air Lines, Twins players and especially Twins fans.

The Fund will meet its mission through the operation of the following programs and activities benefiting Upper Midwest, Southwest Florida and Latin American communities, including the distribution of more than \$1.5 million in 2014.

### Recreation Programs

- Fields for Kids grants renovate or construct youth baseball and softball fields.
- Twins Youth Clinics provide free youth baseball and softball instruction.
- Play Ball! Minnesota is a collaboration of youth baseball and softball organizers working together to promote and improve baseball and softball ([www.playballmn.com](http://www.playballmn.com)).
- Reviving Baseball in Inner Cities (R.B.I.) organizes summeryouth baseball and softball programs in Minneapolis and St. Paul.
- R.B.I. Academy provides baseball and softball skills training for R.B.I. participants.
- Tournament grants assist regional and national youth baseball and softball tournaments.
- Summer Baseball/Softball Camp Scholarships provide economically disadvantaged youth the opportunity to attend summer baseball/softball advanced instructional camps.
- Competitive Youth Baseball and Softball Grants assist teams that compete in American Legion, Babe Ruth and Mickey Mantle programs.
- Youth Coaching Grants provide funds to pay college or high school students to coach or administer youth teams.

### Education Programs

- Diamonds & Dreams Scholarship Program provides grants of \$2,000 to high school seniors in their pursuit of post-secondary education.

### Recognition Program

- Carl R. Pohlad Award recognizes the outstanding community involvement and on-field performance of a current Twins player each season.
- Kirby Puckett Award recognizes a Twins alumni player or coach who best exemplifies Kirby's legacy of community service and involvement.

- Play Ball! Minnesota Terry Ryan Award recognizes a member of the Minnesota baseball and/or softball community that is a leader in supporting the game of youth baseball and/or softball by contributing to the advocacy and promotion of the game and its participants.

### Ticket Donation Program

- TwinsCare is supported by Twins players and corporate partners who donate Twins home game tickets to youth-serving nonprofit organizations.

### Major Fundraising Events/Initiatives

- TwinsFest (January 24-26, 2014)
- Twins Welcome Home Luncheon
- Broadcast Auction (Summer 2014)
- Welcome Home Luncheon (April 2014)
- Twins Split the Pot Raffle at Target Field



COMMUNITY FUND  
*The Heart of Twins Territory*



**The Minnesota Twins Community Fund is governed by a board of directors comprised of a majority of members from the Upper Midwest. 2014 board members are:**

### Community Members

Kris Compton - Alerus Financial  
Brad Finstad - Center for Rural Policy and Development  
David Goldstein - Littler Mendelson P.C.  
Robert Jasper - Merrill Lynch  
Dan Johnson - Hopkins Public Schools  
Tink Larson - Minnesota State High School Coaches Association  
Tom Larson - Toro Company, Chair  
Bill Lentsch - Delta Airlines

Robert McFarlin - Twin Metals Minnesota  
Tiffany Richardson - University of Minnesota  
Carol Rodgers - Carol Rodgers and Associates, Inc.  
Alex Rowell - Minnesota Amateur Sports Commission  
Kathy Umland - Martin Williams Advertising  
Samuel Verdeja - Semillas and Associates, LLC  
Lisa Ziebell - Glenville-Emmons School

### Institutional Members

Dave St. Peter - Minnesota Twins  
Todd Marshall - Target  
Joe Mauer - Minnesota Twins

Corey Koskie - Minnesota Twins  
Kent Stone - US Bank



## TWINS RETIRED NUMBERS




### HARMON KILLEBREW

3

One of the greatest home run hitters of all time, Harmon Killebrew will forever be remembered by Twins fans as the 'Killer' for his prolific clouts. A member of the Twins from their inaugural Minnesota season in 1961, Killebrew hit 573 career home runs, 475 of them in his 14 seasons with the Twins, and ranks 11th on the all-time home run list and third (behind Babe Ruth and Alex Rodriguez) in American League history. He hit over 40 home runs on eight occasions, and 30-plus 10 times, while driving in 100-plus runs nine times.

Killebrew was the American League's Most Valuable Player in 1969 when he hit 49 home runs with an amazing 140 RBI and 145 walks, all team records that still stand. He was elected to the Baseball Hall of Fame in 1984, the first Twin to receive that honor. He had his number 3 formally retired May 4, 1975, was selected to the Twins 25th Anniversary Team in 1986 and 40th Season Anniversary All-Time

Team in 2000. He was inducted into the Twins Hall of Fame on August 12, 2000 and named one of the "50 Greatest Twins" in 2010. Killebrew passed away on May 17, 2011.



### ROD CAREW

29

No Twins fan will ever forget the graceful power of Rod Carew's hitting stroke. Nor will any baseball enthusiast ever forget the summer of 1977, when Carew made his determined run at the untouchable .400 mark, because, just as Killebrew embodied the power of the game, Carew represented its finesse.

He was a career .328 hitter over his 19 major league seasons and was the winner of seven American League batting titles, all during his 12 years with Minnesota. Carew hit .300 or better 15 consecutive seasons and finished his career with 3,053 hits, which places him 23rd among the all-time hit leaders and makes him one of only 28 players to collect 3,000 or more career hits.

Carew, who won the American League Most Valuable Player award in 1977, was elected to the Baseball Hall of Fame on the first ballot in 1991. He had his number 29 retired July 19, 1987, was selected to the Twins 25th Anniversary Team in 1986 and the 40th Season Anniversary All-Time

Team in 2000. He was inducted into the Twins Hall of Fame on August 12, 2000 and was named one of the "50 Greatest Twins" in 2010.




### TONY OLIVA

6

Pedro 'Tony' Oliva Jr., or 'Tony-O' to those who followed his 24-year career as a Twins player and coach, was a man who seemed to excel in all aspects of the game. He could hit for power and average, run, field and throw, and his versatility made him one of the most feared hitters of his day.

Tony-O collected 1,917 hits and retired with a .304 career average. He is the only player to win batting titles in his first two seasons and was the winner of three in his 15-year career, which still stands as the club's longevity mark. His prowess as a hitter was demonstrated in the fact that he led the league in hits five times and his 220 career home runs rank fourth all-time among Twins. If not for knee problems which cut his career short, Oliva would have been a certain choice for the National Baseball Hall of Fame.

Oliva, the 1964 American League Rookie of the Year, began his coaching career in 1976. He now works as a hitting instructor in the Twins minor league system and scouts for the club. He had his number 6 retired July 14, 1991, was selected to the Twins 25th Anniversary Team in 1986 and the 40th Season Anniversary All-Time Team in 2000. He was inducted into the Twins Hall of Fame on August 12, 2000 and was named one of the "50 Greatest Twins" in 2010.



### KENT HRBEK

14

Kent Hrbek grew up in the shadows of Metropolitan Stadium in Bloomington and was destined to become a Minnesota Twin. The big kid had more fun than most and treated Twins fans to much excitement from the day he donned a Twins uniform, homering in his major league debut, in the 12th inning at Yankee Stadium to give the Twins a win on August 24, 1981. He finished his career with 293 home runs, 1,086 RBI and 838 walks, all good for second most in club history.

Hrbek, who was runner-up to Cal Ripken Jr. for American League Rookie of the Year in 1982, made his only All-Star appearance that season. He was most appreciated by his teammates and Twins fans for his upper-deck power and agility, and for being one of the best ever to play first base. He is among club leaders in nearly every offensive category, but may be best remembered for his Game 6 grand slam in the 1987 World Series, or for his tag of Atlanta's Ron Gant in Game 2 of the 1991

World Series. He had his number 14 formally retired August 13, 1995 and was selected to the Twins 40th Season Anniversary All-Time Team in 2000. He was inducted into the Twins Hall of Fame on August 12, 2000, was selected to the All-Metrodome team in 2009 and named one of the "50 Greatest Twins" in 2010.



## TWINS RETIRED NUMBERS



### KIRBYPUCKETT

34

Considered by most to be the greatest Twin, 'Puck' was baseball's jewel for 12 incredible seasons. He was a hero from day one, when he became the ninth player in history to collect four hits in his first game May 8, 1984 at California. The dramatic entrance proved to be just the first of many heroic performances leading up to his shining moment on October 26, 1991, during Game 6 of the World Series versus Atlanta. He went 3-for-4, robbed Ron Gant of an extra-base hit and became the ninth player to end a World Series with a home run on the final pitch, off Charlie Leibrandt, in the 11th inning to force a seventh game.

The 10-time All-Star, 6-time Gold Glove Award winner and 5-time Silver Slugger Award winner had his career cut short when he awoke with blurred vision caused by glaucoma on the morning of March 28, 1996. He was later forced to announce his retirement due to irreversible damage to the retina in his right eye on July 12. He retired as the Twins all-time leader in hits (2,304), doubles (414), total bases (3,453), at-bats (7,244) and runs (1,071).

Puckett was one of the game's greatest community leaders and was given Major League Baseball's Roberto Clemente Man of the Year Award in 1996. He was elected to the Baseball Hall of Fame on the first ballot in 2001 and became the third-youngest living electee in baseball history (behind Sandy Koufax and Lou Gehrig). He had his number 34 formally retired May 25, 1997 and was selected to the Twins 40th Season Anniversary All-Time Team in 2000. He was inducted into the Twins Hall of Fame on August 12, 2000, was selected to the All-Metrodome Team in 2009 and named one of the "50 Greatest Twins" in 2010. Puckett passed away on March 6, 2006.



### BERTBLYLEVEN

28

After breaking into the big leagues at the age of 19, Blyleven would go on to pitch 11 of his 22 major league seasons with the Twins (1970-76 and 1985-88). His knee-buckling curve ball, competitive drive and his knack for being the clubhouse "prankster" are only a few reasons why Blyleven had a successful career.

Blyleven was named the 1970 American League Rookie Pitcher of the Year and was selected to the American League All-Star Team in 1973 and 1985. He finished his Twins career with a record of 149-138 and a 3.28 ERA. His 2,035 strikeouts are the most in Twins history, while his 149 wins rank second.

The winner of two World Series Championships (1979 with Pittsburgh and 1987 with Minnesota), Blyleven ranks fifth on the Major League Baseball's all-time strikeouts list with 3,701.

His number 28 was formally retired July 16, 2011, becoming the first Twins pitcher to have his number retired. Blyleven was selected to the Twins 40th Season Anniversary All-Time Team in 2000. He was inducted into the Twins Hall of Fame in 2002, was selected to the All-Metrodome Team in 2009 and named one of the "50 Greatest Twins" in 2010. Blyleven was inducted into the National Baseball Hall of Fame in Cooperstown, NY on July 24, 2011, becoming the first Hall of Famer born in the Netherlands.



### TOMKELLY

10

"TK" took over the managerial duties for the Twins on September 12, 1986. In his first full season (1987) as the skipper, he led the Twins to their first World Series Championship. He led the club to their second ever World Series victory in 1991, which marked the first time in major league history that a team went from last place one season to World Champions the next.

Kelly had a managerial record of 1140-1244, which places him first on the Twins All-Time list in wins and games managed. At the time of his retirement after the 2001 season, Kelly was the longest tenured manager/coach in all of major sports. His number 10 was formally retired September 8, 2012, becoming the first Twins manager to have his number retired. Kelly was selected manager on the Twins 40th Season Anniversary All-Time Team in 2000 and one of the "50 Greatest Twins" in 2010.



### JACKIEROBINSON

42

Jackie Robinson broke baseball's color barrier when Branch Rickey brought him up to the Brooklyn Dodgers in 1947. He brought a dynamic style of play to the game and terrorized the base paths. Robinson also proved to be an excellent hitter and a superb defensive infielder. He was voted the National League MVP in 1949 when he hit a league-leading .342 and drove in 124 runs. He batted .311 in his 10-year career and set several fielding records for second basemen.

In conjunction with the 50th anniversary celebration of Robinson breaking baseball's color barrier, Commissioner Bud Selig announced on April 15, 1997 at Shea Stadium that Major League Baseball will retire his uniform number 42 in perpetuity. The Minnesota Twins officially retired his number on May 23, 1997.





# MINNESOTA TWINS HALL OF FAME

The Minnesota Twins Hall of Fame, which honors players, coaches and off-field personnel who have contributed to the organization's growth and success since the Twin Cities broke into the major leagues in 1961, was created as part of the club's 40<sup>th</sup> Season Celebration in 2000.

The inaugural class of Twins Hall of Famers, inducted on August 12, 2000, included Harmon Killebrew, Rod Carew, Tony Oliva, Kent Hrbek, Kirby Puckett and Calvin Griffith. The 2001 class included Herb Carneal and Jim Kaat while Bert Blyleven and Tom Kelly were inducted in 2002. Bob Allison and Bob Casey were inductees for 2003, Earl Battey was honored in 2004, Carl Pohlad and Frank Viola in 2005, Zoilo Versalles in 2006, Gary Gaetti and Jim Rantz in 2007, Rick Aguilera in 2008, Brad Radke and George Brophy in 2009, Greg Gagne in 2010, Jim Perry in 2011, Camilo Pascual in 2012, Eddie Guardado and Tom Mee in 2013 and Chuck Knoblauch will be inducted in 2014.

At right is the criteria for the Minnesota Twins Hall of Fame.

**Player** – Service time of three seasons and a two-year waiting period following retirement from Major League Baseball. Voting is conducted by a 62-member committee, which includes the fan vote as one “member”. The highest vote getter (with at least 50%) is elected, with a second candidate gaining election if they also receive 75% of the vote. No more than two players will be elected per year.

**Non-Player** – Will be elected in odd-numbered years by a 19-member veterans committee consisting of all living Twins Hall of Fame members, Twins front office personnel and local Twins historians. Those eligible to be voted into the Twins Hall of Fame via the Veterans Committee balloting include owners, managers, coaches, scouts, broadcasters, media and front office personnel. The highest vote getter is elected (with at least 50%), with a second candidate gaining election if they also receive 75% of the vote.

## ★ CLASS OF 2000 ★

### HARMON KILLEBREW

FIRST BASEMAN, 1961-74 [SEE PAGE 386]

### ROD CAREW

SECOND BASEMAN, 1967-78 [SEE PAGE 386]

### TONY OLIVA

OUTFIELDER, 1962-76 [SEE PAGE 386]

### KENT HRBEK

FIRST BASEMAN, 1981-94 [SEE PAGE 386]

### KIRBY PUCKETT

OUTFIELD, 1984-95 [SEE PAGE 387]



### CALVIN GRIFFITH

PRESIDENT & PRINCIPAL OWNER, 1961-1983

Griffith was instrumental in bringing Major League Baseball to the state of Minnesota. He moved the Washington Senators to the Twin Cities for the 1961 season, providing Minnesota with their first Major League Baseball team.

In his 24 seasons as president and principal owner, the Twins were 1,930-1,887 with three American League West Division championships (1965, '69 and '70), one AL pennant (1965) and one All-Star Game (1965) while attracting 25,664,104 fans.

Griffith was involved in baseball for over 60 years and was known not only for his keen eye of baseball talent, but his deep passion for the game. He was a member of the inaugural class of the Twins Hall of Fame, inducted on August 12, 2000. Griffith passed away from complications from a kidney infection on October 20, 1999. He was memorialized in the Metrodome with a row of seats from Metropolitan Stadium. “Calvin’s” seats hosted underprivileged families at every Twins home game.



★ CLASS OF 2001 ★



**HERB CARNEAL**  
RADIO BROADCASTER, 1962-2006

The dean of American League radio broadcasters, Carneal was a broadcaster of Twins games for 44 years. He was the 1996 recipient of the Ford C. Frick Award, the highest honor given to a baseball broadcaster, which is presented annually to broadcasters who make major contributions to baseball and its fans.

Hired away from the Baltimore Orioles in 1961, where he was part of the play-by-play team for five years, Carneal was behind the microphone for all but the first of the Twins first 45 seasons in Minnesota. Carneal passed away on April 1, 2007. The H.H.H. Metrodome baseball pressbox was named in his legacy, as is the Target Field pressbox.



**JIM KAAT**  
LEFT-HANDED PITCHER, 1961-73

Kaat spent 13 of his 25 major league seasons with the Twins and won 10 or more games for the Twins in every season except his first (1961), when he won nine games. Kaat's best season of his career came in 1966 when he was selected to his second of three career All-Star appearances (1962 and 75). He finished the season 25-13 with a 2.75 ERA, leading the league in games started, wins, innings pitched and complete games. Kaat won 16 consecutive Rawlings Gold Gloves from 1962-77.

Kaat pitched in the postseason in two separate years for the Twins, the 1965 World Series and the 1970 American League Championship Series. He is the Twins All-Time leader in wins (189), games started (422) and innings pitched (2959.1) and is second in complete games (133), shutouts (23) and strikeouts (1824). Kaat was also selected as the left-handed pitcher on the Twins 25th Anniversary Team in 1986 and on the Twins 40th Season Anniversary All-Time Team in 2000. In 2010, he was named one of the "50 Greatest Twins".

★ CLASS OF 2002 ★

**BERT BLYLEVEN**  
RIGHT-HANDED PITCHER, 1970-76 & 85-88 [SEE PAGE 387]

**TOM KELLY**  
MANAGER, 1986-2001 [SEE PAGE 387]

★ CLASS OF 2003 ★



**BOB ALLISON**  
OUTFIELDER, 1961-70

Allison was the American League Rookie of the Year and an All-Star while beginning his career with the Washington Senators in 1959. He continued his success in the major leagues when the Senators moved to Minnesota in 1961. Allison will be remembered most by Twins fans for his diving catch in Game 2 of the 1965 World Series. He was also selected to the All-Star team in the 1963 and '64 seasons. Allison was named the left fielder on the Twins 25th Anniversary Team in 1986, as an outfielder on the Twins 40th Season Anniversary All-Time Team in 2000 and as one of the "50 Greatest Twins" in 2010.

Allison passed away after a long battle with Ataxia in 1995.



**BOB CASEY**  
PUBLIC ADDRESS ANNOUNCER, 1961-2004

The only public address announcer the team had ever known, Casey was a part of the Twins since the move from Washington in 1961. With his voice being a fixture for Twins fans, he exuded enthusiasm and excitement game after game, year after year. From the first pitch at Metropolitan Stadium in 1961 to his final game in 2004, Casey was the man behind the microphone.

Casey passed away in 2005 from complications with liver cancer.

MISC.  
ASG



★ CLASS OF 2004 ★



**EARL BATTEY**  
CATCHER, 1961-67

Battey spent parts of 13 seasons in the big leagues including seven with the Minnesota Twins from 1961-67. In his seven seasons as a Twin, he batted .278 (768-for-2762) with 76 home runs and 350 RBI in 853 games. He was instrumental in the Twins 1965 World Series appearance vs. the Los Angeles Dodgers, after batting .297 in 131 games during the regular season.

Battey's numerous accolades include four All-Star appearances (1962, '63, '65 and '66), three Rawlings Gold Glove Awards as a catcher (1960, '61 and '62), three top ten American League MVP Award finishes (1960, '63 and '65) and the 1963 Calvin R. Griffith Award as Most Valuable Twin. Battey was selected as the catcher on the Twins 25th Anniversary Team in 1986 and on the Twins 40th Season Anniversary All-Time Team in 2000, and was named one of the "50 Greatest Twins" in 2010.

Battey passed away in 2003 from complications with cancer.

★ CLASS OF 2005 ★



**CARL R. POHLAD**  
OWNER, 1984-2009

With the franchise facing a possible move out of state, Pohlad purchased the Twins in 1984. He was motivated by a sense of community responsibility and a feeling that major league sports, particularly baseball, are important assets that contribute to the quality of life in the community.

Pohlad enjoyed great success upon taking ownership of the Twins by providing leadership that resulted in two World Series Championships in 1987 and '91 and back-to-back-to-back American League Central Division Championships from 2002-04.

The on-field success of the franchise was largely due to Pohlad's ability to build and manage an exceptional baseball organization with a strong emphasis on player development. In addition, the Pohlad family has given millions of dollars and countless hours of their time back to the community and region through programs in the Twins Community Fund and the Carl and Eloise Pohlad Family Foundation.

Pohlad passed away on January 5, 2009.



**FRANK VIOLA**  
LEFT-HANDED PITCHER, 1982-89

"Sweet Music" was a mainstay in the Twins starting rotation from 1982-89, winning at least 16 games each season from 1984-88 and helping the Twins to their first World Series Championship in 1987.

Viola was named 1987 World Series MVP, posting wins in Games 1 and 7 and had his finest individual season in 1988 when he posted a 24-7 record with a 2.64 ERA to earn American League Cy Young Award honors.

Viola ranks among the top ten in several Twins all-time pitching categories, including wins (112, 5th), games started (259, 4th), complete games (54, 6th), shutouts (10, tied for 7th), innings pitched (1,772.2, 5th), and strikeouts (1,214, 5th). Viola was named an American League All-Star in 1988, was selected along with Jim Kaat as left-handed pitchers on the Twins 40th Season Anniversary All-Time Team in 2000 and was named one of the "50 Greatest Twins" in 2010.

★ CLASS OF 2006 ★



**ZOILO VERSALLES**  
SHORTSTOP, 1961-67


Zoilo Versalles led the Twins to their first World Series appearance in 1965. He was a slick-fielding shortstop through his seven seasons (1961-67) as a Twin, winning the American League MVP award in 1965 when he hit .273 with 19 home runs and a career-high 77 RBI. Versalles also earned the second of two Rawlings Gold Glove Awards in 1965 and made the second of his two All-Star Game appearances that same season.

In 1965, Versalles led the American League in runs (126), total bases (308), doubles (45), triples (12) and extra-base hits (76). He spent 12 seasons in the major leagues, playing in 1,400 games with Washington (1959-60), Minnesota (1961-67), Los Angeles Dodgers (1968), Cleveland (1969), Washington Senators (1969) and Atlanta (1971). Versalles was named one of the "50 Greatest Twins" in 2010.

Versalles passed away on June 9, 1995.



## ★ CLASS OF 2007 ★




### GARY GAETTI

THIRD BASEMAN, 1981-90

Gaetti, a four-time Rawlings Gold Glove third baseman (1986-89), played 10 seasons for the Twins from 1981-90 and was the Opening Day third baseman nine consecutive years (1982-90). Gaetti helped guide the Twins to their first World Championship in 1987 as he hit 31 homers and drove in a team-high 109 runs.

During the 1987 ALCS against Detroit, Gaetti hit .300 (6-for-20) with two home runs, five RBI and was named the Series MVP. A two-time American League All-Star, Gaetti ranks sixth in RBI (758), games (1361) and at-bats (4989), seventh in home runs (201) and total bases (2181), eighth in hits (1276) and doubles (252), and tied for 11th in runs scored (646) on the Twins all-time lists. His .977 fielding percentage in 1988 is still the highest single season percentage by a Twins third baseman.

Gaetti spent 20 seasons in the major leagues, playing in 2,507 games with Minnesota (1981-90), California (1991-93), Kansas City (1993-95), St. Louis (1996-98), Chicago Cubs (1998-99) and Boston (2000). He was named one of the "50 Greatest Twins" in 2010.



### JIM RANTZ

PITCHER & FRONT OFFICE, 1961-2012

Jim Rantz was a member of the Twins since its inception in 1961 and retired after the 2012 season. The former Golden Gopher signed his first professional contract with the Washington Senators in 1960. After spending five years as a player and minor league manager, he joined the Twins front office following the 1965 season.

He spent four years as Assistant Public Relations Director before moving into the minor league and scouting department. Rantz was named Director of Minor League Operations in January of 1986 and assumed full administration of the Twins minor league baseball operations. In 1997, he was the TOPPS' Long and Meritorious Service Award winner. Under the guidance of Rantz, the Twins organization was named TOPPS' Organization of the Year in 2000 and again recognized by *Baseball America* as Organization of the Year in 2002 and 2004. In 2008, he was selected by Minor League Baseball as the first recipient of the Sheldon "Chief" Bender award for distinguished service, player development and fostering good relationships with the organization's affiliates.

## ★ CLASS OF 2008 ★



### RICK AGUILERA

RIGHT-HANDED PITCHER, 1989-95 & 96-99

Aguilera, a three-time All-Star pitcher (1991-93), played in parts of 11 seasons for the Twins from 1989-95 and 1996-99 and is second on the Twins franchise list with 254 saves. Aguilera helped guide the Twins to their second World Championship in 1991, as he posted a 2.35 ERA while recording 42 saves in 63 games. During the 1991 ALCS, "Aggie" recorded a save in three of the Twins four wins, including the decisive Game 5. He allowed just one hit in 3.1 scoreless innings during the series.

Aguilera's career-high 42 saves in 1991 ranked third in the American League, and he recorded 30-or-more saves in five seasons with the Twins. Aguilera also ranks third all-time among Twins players with 490 career appearances.

He spent 16 seasons in the major leagues, appearing in 732 games (89 starts) with the New York Mets (1985-89), Minnesota, Boston (1995) and Chicago Cubs (2000). Aguilera's 318 career saves rank 16th on Major League Baseball's all-time saves list. He was named one of the "50 Greatest Twins" in 2010.

#### TWINS HALL OF FAMERS - STATS AS TWINS

PLAYER	AVG	G	AB	R	H	2B	3B	HR	RBI
Killebrew	.258	2329	7835	1258	2024	277	24	559	1540
Carew	.334	1635	6235	950	2085	305	90	74	733
Oliva	.304	1676	6301	870	1917	329	48	220	947
Hrbek	.282	1747	6192	903	1749	312	18	293	1086
Puckett	.318	1783	7244	1071	2304	414	57	207	1085
Allison	.254	1236	3926	648	999	167	41	211	641
Battley	.277	990	3228	346	894	139	12	91	410
Versalles	.250	1109	4252	570	1061	190	58	87	406
Gaetti	.256	1361	4989	646	1276	252	25	201	758
Gagne	.249	1140	3386	452	844	183	35	69	335
Knoblauch	.304	1013	3939	713	1197	210	51	43	391

	W-L	S	ERA	G	IP	H	R	ER	BB	SO
Blyleven	149-138	--	3.28	348	2566.2	2369	1044	934	674	2035
Kaat	190-159	6	3.34	484	3014.1	2982	1343	1118	729	1851
Viola	112-93	--	3.86	260	1772.2	1775	842	760	521	1214
Aguilera	40-47	254	3.50	490	694.0	641	298	270	179	586
Radke	148-139	--	4.22	378	2451.0	2643	1233	1150	445	1467
Perry	128-90	5	3.14	376	1883.1	1711	736	659	541	1025
Pascual	145-141	10	3.66	432	2465.0	2283	1127	1002	909	1885
Guardado	37-48	116	4.53	648	704.2	674	368	355	270	610



## ★ CLASS OF 2009 ★



**BRAD RADKE**  
RIGHT-HANDED PITCHER, 1995-2006

Radke, who was originally drafted in the eighth round of the 1991 First-Year Player Draft, played his entire career with the Twins (1995-2006) and was the Opening Day starter nine times, including seven consecutive seasons from 1999-2005. Radke won 11 games in his rookie campaign in 1995 and won a career-high 20 games in 1997. He was named the American League Pitcher of the Month two times in his career, including July of 1997 when he went 6-0 with a 1.57 ERA and again in April of 2001 when he posted a 6-0 record with a 2.23 ERA.

The Wisconsin native, who was named to the 1998 American League All-Star team, ranks second on the Twins all-time list in starts (377), third in wins (148), strikeouts (1,467) and innings pitched (2451.0) and seventh in games (378). Radke had a career 4.22 ERA and went 2-3 with a 3.60 ERA in six postseason starts, including 2-0 in the 2002 Division Series vs. Oakland. He was named one of the "50 Greatest Twins" in 2010.



**GEORGE BROPHY**  
FRONT OFFICE, 1961-85

Brophy was an original member of the Twins organization in 1961. When the Twins replaced the Class AAA Minneapolis Millers and the St. Paul Saints as the featured team in Minnesota in 1961, Brophy, who was the Millers general manager, went to work for Sherry Robertson in the minor league department.

After Robertson's death in 1969, Brophy was named the Twins Vice President in October of 1970 and oversaw the minor league system and scouting departments. Brophy held the position until 1985 when health problems triggered an early retirement from the Twins organization.

Brophy's duties included full administration of the minor league departments, including the working relationships with the Twins minor league affiliates. He was responsible for player moves at the minor league level and for the development of young talent for the major league club. Brophy also handled contract negotiations with minor league players. In 1984, he was named the Topps' Long Meritorious Service Award winner.

Brophy, who also served as a special assignment scout for the Houston Astros before he retired in 1996, passed away in 1998 at the age of 72 from complications stemming from aplastic anemia.

## ★ CLASS OF 2010 ★



**GREG GAGNE**  
SHORTSTOP, 1983-92

Gagne, who was originally drafted in the fifth round of the 1979 First-Year Player Draft by the New York Yankees, was traded to Minnesota in April of 1982 and debuted with the Twins the following season.

The 15-year veteran played 10 seasons with the Twins (1983-92) and became the Twins everyday shortstop in 1985.

Gagne appeared in 1,140 games for the Twins, while posting a .980 career fielding percentage as the Twins shortstop.

The Massachusetts native was a member of both 1987 and 1991 World Championship teams and did not commit an error in 37 total chances during the seven-game series vs. Atlanta in the 1991 World Series. In Game 1 of that series, Gagne helped guide the Twins to a 5-2 victory with a three-run home run in the fifth inning off Braves starter Charlie Leibrandt.

In 2009, Gagne, was named to the Twins All-Metrodome Team commemorating the Twins era from 1982-2009 and was named one of the "50 Greatest Twins" in 2010.

## ★ CLASS OF 2011 ★



**JIM PERRY**  
RIGHT-HANDED PITCHER, 1963-72


Perry played 17 seasons in the major leagues, including 10 with the Twins from 1963-72. He made back-to-back All-Star appearances in 1970 and 1971 and won the American League Cy Young Award in 1970, leading the league with 24 wins and 40 starts. He became the first Twin to win the award after going 24-12 with a 3.04 ERA and striking out 168 in 278.2 innings pitched.

Perry went 128-90 with a 3.15 ERA during his time with the Twins and ranks fourth on the Twins all-time list in wins and innings pitched (1,883.1), is fifth in starts (249) and complete games (61) and sixth in strikeouts (1,025). His 3.15 ERA ranks first among Twins with a minimum of 1,000.0 innings pitched. He posted double-digit victories in six of his 10 seasons with the Twins, including three consecutive seasons of 17-plus wins from 1969-71. The North Carolina native went 12-7 with a 2.63 ERA in 1965, guiding the Twins to their first World Series appearance. He was named to the 40th Anniversary All-Time Team in 2000 and one of the "50 Greatest Twins" in 2010.

Perry pitched in 630 games at the major league level from 1959-75, playing for Cleveland, Minnesota, Detroit and Oakland. Born in 1935, Perry is the second-oldest living member of the Twins Hall of Fame. His brother, Gaylord, was inducted into the National Baseball Hall of Fame in 1991.



## ★ CLASS OF 2012 ★



### CAMILO PASCUAL

RIGHT-HANDED PITCHER, 1961-66

Pascual played 18 seasons in the major leagues, including 13 with the Minnesota Twins and Washington Senators franchise from 1954-66. He was the first ever Twins All-Star in 1961 and has appeared in more All-Star games than any pitcher in franchise history since 1950, playing in five of six games from 1959-64.

He went 145-141 with a 3.66 ERA during his time with the Twins and Senators, ranking second on the franchise all-time list in shutouts (31), third in strikeouts (1,885), fourth in innings pitched (2,465.0) and fifth in wins (145) and starts (331). He went 88-57 with a 3.31 ERA in six seasons in a Twins uniform from 1961-66, ranking third in shutouts (18), seventh in strikeouts (994), and eighth in wins (88), innings pitched (1,284.2) and starts (179). He was the Twins first ever 20-game winner, recording 20 victories in 1962 and 21 in 1963, while leading the AL in complete games, shutouts and strikeouts in nearly every season from 1959-63. He pitched in 529 games at the major league level from 1954-71, playing for the Washington Senators, Minnesota Twins, Cincinnati, Los Angeles Dodgers and Cleveland.

Born in 1934, Pascual is the oldest living member of the Twins Hall of Fame. The Havana native is a member of the Latino Baseball Hall of Fame and Cuban Baseball Hall of Fame, ranking second to only Luis Tiant in strikeouts among Cuban-born major leaguers. Pascual was also selected to the Twins 25th anniversary team in 1986, the 40th anniversary team in 2000 and one of the "50 Greatest Twins" in 2010.

## ★ CLASS OF 2013 ★



### EDDIE GUARDADO

LEFT-HANDED PITCHER, 1993-2003 & 08

Guardado played 17 years in the major leagues, including 12 seasons with the Twins from 1993-2003 and was traded back to the Twins in 2008. "Every Day Eddie" is the Twins all-time leader in games, appearing in 648 throughout his career, recording at least 60 appearances in eight different seasons.

The two-time All-Star became the club's closer from 2001-03 and helped lead the club to two division titles. He led the American League with 45 saves in 2002, while his 116 career saves as a Twin rank third most in club history.

His 83 games in 1996 and 45 saves in 2002 both rank second on the Twins all-time single season lists. He is one of just three pitchers in Twins history to record 40-plus saves in consecutive season, having done it in 2002 (45) and 2003 (41). Additionally, he is the Twins all-time leader in innings (579.0) for a reliever, and ranks second among Twins relievers in strikeouts (550) and wins (34).

The Stockton, California native was drafted by the Twins in the 21st round of the 1990 First-Year Player Draft and spent parts of his major league career with Seattle, Cincinnati and Texas. The left-hander was named one of the "50 Greatest Twins" in 2010.



### TOM MEE

MEDIA RELATIONS, OFFICIAL SCORER & BROADCASTER, 1961-2007

Mee began his career in 1957 and was witness to the Twins' first baseball game in 1961. Widely regarded as the organization's first employee, Mee had many roles within the organization, including serving as the club's backup radio and television announcer and public address speaker. He was most well-known for his role as Director of Media Relations, a position he held for 30 years.

The St. Paul native received the Robert O. Fischel award for Public Relations excellence in 1988 before retiring in 1991. He was the second ever recipient of the Herb Carneal Lifetime Achievement Award in 2007. Mee, who also served as the Twins official scorer after retirement, dedicated his life to baseball in Minnesota and is vastly responsible for the Twins' rich history. The Tom Mee Library, which is located in the Baseball Communications office at Target Field, is named in his honor.

## ★ CLASS OF 2014 ★



### CHUCK KNOBLAUCH

SECOND BASEMAN, 1991-97

Chuck Knoblauch played 12 years in the major leagues, including seven seasons with the Twins from 1991-97. He finished his Twins career playing in 1,013 games, with 1,197 hits, 210 doubles, 51 triples, 43 home runs, 391 RBI, 513 walks and holds the Twins all-time career stolen base record with 272, including a Twins single season record of 62 steals in 1997. Additionally, his 140 runs scored in 1996 are still the Twins single season club record, as he hit .341 that year. The four-time All-Star became the club's every day second baseman in 1991 when he appeared in 151 games, hitting .281, with 24 doubles, 25 stolen bases and a .351 on-base percentage, earning the 1991 American League Rookie of the Year honors. His 713 runs scored rank sixth on the Twins all-time list while his career .304 batting average ranks seventh.

The Houston, Texas native was drafted by the Twins in the first round (25th overall) of the 1989 First-Year Player Draft and spent parts of his major league career with the New York Yankees and Kansas City Royals. The second baseman was named to the All-Metrodome Team in 2009 and named one of the "50 Greatest Twins" in 2010. He still remains the Twins all-time leader in several offensive categories by a second baseman.

MISC.  
ASG



## BASEBALL COMMUNICATIONS STAFF



### DUSTIN MORSE

#### DIRECTOR OF BASEBALL COMMUNICATIONS AND PLAYER RELATIONS

Dustin Morse was named Director, Baseball Communications and Player Relations in 2012. A member of the Twins organization since 2006, he is responsible for the day-to-day baseball information, baseball publications, photography, media relations and all player relations needs for the Minnesota Twins. He also is a member of the clubs Archive and Hall of Fame Committee's where he continues to grow the Twins brand.

Morse has spent 12 years working in Major League Baseball including an internship at the Baseball Hall of Fame in Cooperstown, NY. The Twins mark his fourth different Major League organization having previously spent time with the San Diego Padres (2004-05), Texas Rangers (2003) and Chicago Cubs (2002). Prior to being hired by the Twins, Morse served as the Baseball Information Coordinator for the Padres where he was responsible for statistical research, day-to-day media relations needs and played a role in the opening of PETCO Park in 2004. In 2003, Morse spent the year working as the Texas Rangers Media Relations Assistant, working on a variety of projects that included baseball information, alumni relations as well as contributing to the Texas Rangers Hall of Fame process. Additionally, Morse completed a media relations internship with the Chicago Cubs in 2002.

Morse, 34, a graduate of the University of Wisconsin-Madison where he majored in Communications and Legal Studies, makes his home in Lakeville, MN along with his wife Meghann, daughter Madison and son Griffin.



### MITCH HESTAD

#### MANAGER OF BASEBALL COMMUNICATIONS

Mitch Hestad was named Manager of Baseball Communications in November of 2012. He interned with the Twins' Baseball Communications department in 2006-07 and was hired full time in January of 2008.

Hestad, 31, assists the Director of Baseball Communications in various areas and is responsible for all baseball-related information within the department, including the club's official media guide, season summary, daily game notes and statistics. Additionally, he assists numerous departments within the organization in terms of Twins historical research, proofing and editing.

Prior to joining the Twins, he worked for a year in the University of North Dakota's Sports Information Department and graduated from UND in 2005, earning a degree in Communication with a study of emphasis in Public Relations and Sports Marketing.

The Apple Valley (MN) native currently resides in Eagan (MN) with his wife, Megan.



### MIKE KENNEDY

#### COORDINATOR OF PUBLICATIONS AND BASEBALL COMMUNICATIONS

Mike Kennedy was named Coordinator, Publications and Baseball Communications in November of 2012 after spending the previous three seasons with the Colorado Rockies.

Kennedy, 28, is responsible for all official Twins publications including the yearbook, scorecards and magazines as well as all official club photography, artwork and design projects. Additionally, he works closely with the local and national media to fulfill inquiries and requests and provide information and analysis.

In 2008, he graduated from the University of Wisconsin-Milwaukee, earning a degree in Journalism and Mass Communication with emphasis in Graphic Design and Sports Marketing. Prior to his time with the Colorado Rockies he worked for the Milwaukee Iron Arena Football team in 2010 and was a Baseball Communications Intern for the Minnesota Twins in 2009.

A native of Chaska, MN, Mike currently resides in Minneapolis, MN.



### ANDREW HEYDT

#### COORDINATOR OF PLAYER RELATIONS AND MEDIA SERVICES

Andrew Heydt was named Coordinator, Player Relations and Media Service in November of 2012 after spending the previous two seasons as Communications Coordinator for the Tampa Bay Rays.

Heydt, 26, assists the director in all aspects of player relations and is responsible for the Twins credential process and media services. Additionally, he works with department counterparts to ensure the timely distribution of daily baseball information, baseball related press releases and publications.

In 2009, he graduated from Minnesota State, Mankato where he majored in Communications and served as a communications intern for Mavericks athletics. Prior to his time with the Rays he completed a Baseball Communications internship with the Twins in 2010. Additionally, he was a part-time intern with NFL's Minnesota Vikings public relations department during the 2008 and 2009 season.

A native of Hayfield, MN, Andrew currently resides in Plymouth, MN.



### BRACE HEMMELGARN

#### TEAM PHOTOGRAPHER

Brace Hemmelgarn was named to his full-time role of Team Photographer in January of 2014 after spending the previous three seasons in a part-time role with the club.

Hemmelgarn, 24, is responsible for photography needs throughout the organization, digital archiving, photo requests and graphic design.

After graduating from St. Cloud Cathedral High School, Hemmelgarn attended Saint John's University in Collegeville, MN, where he played baseball and graduated in 2012 with a degree in Communication. He has shot a variety of sports in a freelance role since 2008, working with the University of Minnesota athletic department along with USA Today Sports Images where he covers Vikings, Wild and Timberwolves.

A native of St. Cloud, MN, Brace makes his home in Minnetonka, MN.



# MINNESOTA TWINS MEDIA POLICIES

## CREDENTIALS

Credentials for accredited news media are available through <https://credentials.mlb.com> with the appropriate affiliate ID. All requests must be made 24 hours prior to game time. Daily credentials must be picked up at the Gate 29 press gate, which will be staffed five hours prior to night games and three hours prior to day games. Daily and season credentials will be issued only to working members of the media and must be displayed at all times while in Target Field. A photo ID and signature are required to pick up credentials. The pressbox is located on the Club Level (2), while both clubhouses, interview room, press dining and field access are located on the Service Level (-2).

## TWINSPRESSBOX.COM

All baseball information, including: media guide, game notes, daily clips, stat packs, minor league report, press releases, headshots and logos will be available at [twinspressbox.com](http://twinspressbox.com). This site also provides media with audio and video clips, along with information for the 29 other MLB clubs.

## INTERVIEWS

Most interviews may be conducted on the field during batting practice where the manager, players and coaches are usually available, as long as the interview does not interrupt their pre-game routine. Members of the media must stay in foul territory between first and third base. In-depth interviews that require more time with a player should be pre-arranged through the Baseball Communications department. Reporters and broadcasters must leave the field, with photographers reporting to their assigned photo positions, no later than one-half hour before game time.

## CLUBHOUSE ACCESS

The Twins clubhouse will be open to media with clubhouse credentials until one hour prior to each game and no longer than 10 minutes following each game. All live television broadcast shots must be conducted outside the clubhouse. Television photographers are allowed in the clubhouse prior to batting practice and after games, but not between batting practice and game time. Still photographers are not allowed in the clubhouse at any time. On occasion of a team meeting, the clubhouse will be closed until the conclusion of the meeting. The training room, dining room and weight room are off-limits to everyone except the manager, coaches, players and Twins officials. The dugout is off limits during the game for everyone except the manager, coaches, players, trainers and certain club officials, in accordance with American League rules.

## FIELD ACCESS

Members of the media must access the field through the Umpire/Star Dressing Room Tunnel. The tunnel is located between the Baseball Communications office and the visiting clubhouse on the Service Level (-2).

## HERB CARNEAL PRESSBOX

Space is available for accredited members of the media on assignment only. Guests are not allowed unless prior approval has been granted by the Baseball Communications department. Wireless internet is available. To reach the Baseball Communications office and visiting clubhouse, take the stairs or elevator down to the Service Level (-2) and turn left. To reach the media dining/interview room (Twins Room) and home clubhouse, turn right.

## PRESS ROOM

The Twins Room, located on the Service Level (-2), is available for pre-game meals to media with appropriate credentials, for a \$11 charge, approximately two hours prior to, and up until, game time.

## PHOTOGRAPHERS

Due to a lack of on-field photo spots, the first and third base photo pits are limited to local papers, wire services, Twins photographers and whomever is assigned for that particular game. Certain exceptions may be made depending on space availability. An alternative for photographers are the designated photo positions around the concourse. Photographers assigned to the on-field locations should remain in the photo pits at all times during the game. If necessary, photographers should leave between innings only. Photos are allowed during batting practice, but photographers must remain on the dirt in foul territory, between first and third base. No photographs are to be taken from the baseball press box.

## PHOTO EDITING ROOM

Photographers can edit images before, during or after the game in the photo editing room located by the field entrance on the Service Level (-2).

## AUTOGRAPHS

Credentialed media do NOT ask for autographs. Any media members asking for autographs will have their credentials revoked.

## PARKING

There is no on-site parking available at Target Field, but municipal ramps and parking lots are available near the stadium. Because of proximity to the press box, ramp "A" is recommended for media to park in on a game-by-game basis.

**FOR MORE INFORMATION** regarding policies or questions about interviews, photo requests, statistical information, media ticket orders, news releases, etc., call Dustin Morse (612) 659-3472, Mitch Hestad (612) 659-3473, Mike Kennedy (612) 659-3475 or Andrew Heydt (612) 659-3474.

### PRE-GAME WORKOUT SCHEDULE AT TARGET FIELD

#### 12:10 PM START

Twins Hitting	9:45-10:30
Visitors Hitting	10:30-11:15
Twins Infield	11:15-11:25
Visitors Infield	11:25-11:35
Field Preparation	11:35-Game Time

#### 6:10 PM START

Twins Hitting	3:45-4:30
Visitors Hitting	4:30-5:15
Twins Infield	5:15-5:25
Visitors Infield	5:25-5:35
Field Preparation	5:35-Game Time



#### 1:10 PM START

Twins Hitting	10:45-11:30
Visitors Hitting	11:30-12:15
Twins Infield	12:15-12:25
Visitors Infield	12:25-12:35
Field Preparation	12:35-Game Time

#### 7:10 PM START

Twins Hitting	4:45-5:30
Visitors Hitting	5:30-6:15
Twins Infield	6:15-6:25
Visitors Infield	6:25-6:35
Field Preparation	6:35-Game Time





# MINNESOTA TWINS BALLPARKS

## HUBERT H. HUMPHREY METRODOME



- » Opened on April 3, 1982, the Hubert H. Humphrey Metrodome was home to the Twins for 28 years. It was the third domed facility in baseball and remained the only air-supported structure of its kind until its demolition in January of 2014.
- » The Metrodome is the only stadium in the world to play host to the World Series (1987 and 1991), Major League Baseball's All-Star Game (1985), the Super Bowl (XXVI, 1992) and the NCAA Final Four Basketball Tournament (1992 and 2001).
- » Construction began on December 20, 1979 and was built by the state of Minnesota at a cost of approximately \$68 million.
- » Field dimensions were 343' down the left field line, 385' to the left field power alley, 408' to dead center field, 367' to the right field power alley and 327' down the line in right. The fence in left field and center field was 7' high (plexi-glass was on the left field wall from 1985-94, which made the wall 13' high) and the one in right field was 23' high, including 16' of plastic tarp installed in 1983.
- » **April 14, 1983:** Roof deflated due to tear caused by heavy snow.
- » **May 4, 1984:** Oakland's Dave Kingman hit a ball into one of roof's drainage holes in a 4th inning at-bat. The ball never came down and Kingman was awarded a ground rule double.
- » **April 26, 1986:** Roof suffered slight tear due to high winds, causing a nine minute delay in the bottom of the seventh inning vs. California.
- » **August 29, 1992:** A power outage in the third inning caused a 23 minute delay vs. New York.
- » **August 5, 2001:** A power outage in the area of Minneapolis surrounding the Metrodome caused the air conditioning to shut down, heating the inside of the dome during the game to a high temperature of 91 degrees, as the Twins fell to the Royals, 10-5.
- » **October 2, 2004:** The Twins and Indians were forced to suspend their game after the 11th inning due to a curfew rule in effect for the University of Minnesota football game.
- » **October 2, 2005:** Upon the conclusion of his 50th year of broadcasting baseball, the Twins re-named the baseball pressbox "The Herb Carneal Press Box", in honor of their long-time radio broadcaster. Carneal died on April 1, 2007.
- » **August 2, 2007:** The Twins and Royals postponed their 12:10 pm game a day after Interstate 35W bridge collapse in Minneapolis.
- » **December 19, 2013:** The Vikings defeat the Lions 14-13 in the final sporting event played in the Metrodome.
- » **January 18, 2014:** As a portion of the demolition for the Minnesota Vikings' new stadium, the Metrodome roof is deflated.

### METRODOME FIRSTS

**GAME:** April 6, 1982 vs. Seattle (Seattle 11, Minnesota 7)  
**>POSTSEASON GAME:** October 7, 1987 (LCS) vs. Detroit  
**ATTENDANCE:** 52,279  
**GAME TIME TEMP:** 70 in/28 out  
**PITCHER:** Pete Redfern, Minnesota  
**BATTER:** Julio Cruz, Seattle (struck out)  
**TWINS BATTER:** Jim Eisenreich (grounded out)  
**HIT:** Solo home run by Dave Engle, Minnesota, 1st inning  
**RUN:** Engle in 1st inning  
**SINGLE:** Jim Maler, Seattle, 3rd inning  
**DOUBLE:** Manny Castillo, Seattle, 3rd inning  
**TRIPLE:** Gary Gaetti, Minnesota, 2nd inning  
**HOME RUN:** Engle in 1st inning  
**GRAND SLAM:** Gary Ward, May 10, 1982, off Boston's Mike Torrez  
**WALK:** Castillo in 5th inning  
**STRIKEOUT:** Cruz in 1st inning  
**STOLEN BASE:** Cruz in 5th inning  
**WINNING PITCHER:** Floyd Bannister, Seattle  
**TWINS WIN:** Wednesday, April 7, 1982 (Minnesota 7, Seattle 5)

### METRODOME LASTS

**GAME:** October 6, 2009 vs. Detroit (Minnesota 6, Detroit 5-12 inn.)  
**>POSTSEASON GAME:** October 11, 2009 (ALDS) vs. New York  
**ATTENDANCE:** 54,088  
**GAME TIME TEMP:** 68 in/43 out  
**PITCHER:** Fernando Rodney, Detroit  
**BATTER:** Alexi Casilla (walk-off single)  
**TWINS BATTER:** Alexi Casilla (walk-off single)  
**HIT:** Single by Alexi Casilla, 12th inning  
**RUN:** Carlos Gomez, 12th inning  
**SINGLE:** Alexi Casilla, 12th inning  
**DOUBLE:** Brandon Inge, Detroit, 10th inning  
**TRIPLE:** Alberto Callaspo, Kansas City, October 4, 2009  
**HOME RUN:** Magglio Ordonez, 8th inning  
**GRAND SLAM:** Delmon Young, October 2, 2009 off Lenny DiNardo  
**WALK:** Delmon Young, 12th inning  
**STRIKEOUT:** Gerald Laird, 12th inning  
**STOLEN BASE:** Gomez, October 4, 2009  
**WINNING PITCHER:** Bobby Keppel  
**TWINS WIN:** Tuesday, October 6, 2009 (Minnesota 6, Detroit 5)

\*Regular season only\*



# MINNESOTA TWINS BALLPARKS

## METROPOLITAN STADIUM



- » Construction began on June 20, 1955 and the facility opened in 1956 as the home of the Minneapolis Millers. Total cost of Metropolitan stadium was \$10.3 million
- » The Twins first game in Minnesota was played on April 21, 1961, a 5-3 loss to the Washington Senators.
- » The "Met" played host to the All-Star Game on July 13, 1965. The National League beat the American League 6-5.
- » Met Stadium also played host to the 1965 World Series and playoff games vs. Baltimore in 1969 and 1970.
- » A shared facility, Metropolitan Stadium was also the home of the Minnesota Vikings (1961) and Minnesota Kicks (1976).
- » Notable events such as a concert featuring the Eagles, Pablo Cruz and the Steve Miller Band (1978) as well as the Beatles (1965) took place at Met Stadium.
- » Jack Kralick and Dean Chance tossed the only two no-hitters by Twins pitchers at Metropolitan Stadium. Kralick's was on August 26, 1962 in a 1-0 win vs. Kansas City and Chance's was on August 6, 1967 in a 2-0 win vs. Boston.
- » On June 9, 1966 vs. Kansas City, the Twins set a major league record by hitting five home runs in one inning (Rich Rollins, Zoilo Versalles, Tony Oliva, Don Mincher and Harmon Killebrew).
- » The longest home run ever hit by a Twin was on June 3, 1967 when Harmon Killebrew hit a 520-foot shot off Lou Burdette of the California Angels.
- » Several members of the Twins won Major League Baseball awards while playing at Met Stadium: Three MVP Awards (Zoilo Versalles in 1965, Harmon Killebrew in 1969 and Rod Carew in 1977); one Cy Young Award (Jim Perry in 1970); three Rookie of the Year Awards (Tony Oliva in 1964, Rod Carew in 1967 and John Castino in 1979); one Manager of the Year Award (Sam Mele in 1965).
- » On September 22, 1968, Cesar Tovar became the second player in major league history to play all nine positions in a game. He was also the first position player to start a game on the mound.

### "MET" FIRSTS

**GAME:** April 21, 1961 vs. Washington Senators (Wash. 5, Min. 3)  
**ATTENDANCE:** 24,606  
**GAME TIME TEMP:** 63 degrees  
**PITCHER:** Camilo Pascual, Minnesota  
**BATTER:** Marty Keough, Washington (singled)  
**TWINS BATTER:** Zoilo Versalles (popped up)  
**HIT:** Single by Keough, 1st inning  
**RUN:** Keough in 1st inning  
**SINGLE:** Keough in 1st inning  
**DOUBLE:** Lenny Green, Minnesota, 6th inning  
**TRIPLE:** Roy Sievers, Chicago White Sox, May 1, 1961  
**HOME RUN:** Dale Long, Washington, 1st inning  
**GRAND SLAM:** Mickey Mantle, Yankees, May 2, 1961, off Pascual  
**WALK:** Danny O'Connell, Washington, 3rd inning  
**STRIKEOUT:** Joe McClain, Washington, 3rd inning  
**STOLEN BASE:** Jim Landis, Chicago White Sox, 7th inning  
**WINNING PITCHER:** McClain  
**TWINS WIN:** Saturday, April 22, 1961 (Min. 5, Wash. 4)


### "MET" LASTS

**GAME:** September 30, 1981 vs. Royals (KC 5, Min. 2)  
**ATTENDANCE:** 15,900  
**GAME TIME TEMP:** 56 degrees  
**PITCHER:** Freddie Arroyo, Minnesota  
**BATTER:** Roy Smalley, Minnesota (pop up)  
**TWINS BATTER:** Smalley (pop up)  
**HIT:** Single by Gary Ward, 9th inning  
**RUN:** U.L. Washington, Kansas City, 4th inning  
**SINGLE:** Ward in 9th inning  
**DOUBLE:** Washington in 4th inning  
**TRIPLE:** George Brett, Kansas City, September 9, 1981  
**HOME RUN:** Clint Hurdle, Kansas City, 4th inning  
**GRAND SLAM:** Lenny Randle, April 27, 1981, off Don Cooper  
**WALK:** Darryl Motley, Kansas City, 9th inning  
**STRIKEOUT:** Ward in 6th inning  
**STOLEN BASE:** Washington in 2nd inning  
**WINNING PITCHER:** Larry Gura, Kansas City  
**TWINS WIN:** Sunday, September 27 (Min. 5, Tex. 2)





# HISTORY OF THE TWINS UNIFORMS



1961-71 HOME



1961-71 ROAD



1972 HOME



1972 ROAD



Harmon Killebrew, Tony Oliva, Chuck Knoblauch, Paul Molitor, Kent Hrbek and Bert Blyleven model their era's Twins uniforms in this photo taken in 1997. The red, alternate jersey was worn by the Twins only during the 1997 season.



1973-86 HOME



1973-86 ROAD



1987-2009 HOME



1987-2009 ROAD




## HISTORY OF THE TWINS UNIFORMS



**1997- ALTERNATE HOME**  
\* Blue hat with "M" also used



**1997 ALTERNATE ROAD**  
\* TC and red hat also used



**2006-10 HOME ALTERNATE**



**2009 HOME ALTERNATE**



**2010-13  
HOME ALTERNATE**




**2010-PRESENT  
HOME**



**2010-PRESENT HOME  
ALTERNATE**



**2010-PRESENT  
ROAD**



**2011-PRESENT  
ROAD ALTERNATE**

## HISTORY OF THE TWINS PRIMARY LOGO



**1961-75**



**1976-86**



**1987-93**



**1994-2009**



**2010-PRESENT**







# TREASURE ISLAND BASEBALL NETWORK

2014 marks the eighth season that the Minnesota Twins control their radio broadcast rights. During the summer of 2012, The Minnesota Twins and Northern Lights Broadcasting announced FM 96.3 K-TWIN as the team's new Twin Cities metropolitan area radio affiliate beginning in 2013. The move to FM marked the first time in franchise history that Twins games were broadcast on the FM spectrum in the metro area.

As part of the Twins-Northern Lights Broadcasting partnership, the Twins continue to produce the game broadcasts including pre-game and post-game shows for the Treasure Island Baseball Network. On the programming front, FM 96.3 K-TWIN is committed to an impressive year-round lineup of baseball-themed shows featuring Twins players, coaches and broadcasters. During the season, FM 96.3 K-TWIN will take part in Twins coverage including game day shows often originating on-location from various places in and around Target Field and Northern Lights Broadcasting's new studios at the Ford Center (which is across the street from Target Field on 5th street in downtown Minneapolis).

New in 2014, the variety of Twins-related complementary year-round programming including the "Ron Gardenhire Show," "Inside Twins" and the off-season Twins "Hot Stove Show" program moves to FM 96.3 K-TWIN.

In 2007 the Twins, in partnership with the Minnesota News Network, assumed control and development of the Twins Radio Network with Treasure Island Resort & Casino becoming the first-ever naming rights partner for the network in 2010. Historically, the Twins Radio Network - known as the Treasure Island Baseball Network - has been one of the largest in all of Major League Baseball with hometown radio partners bringing Twins baseball to fans across five states. In 2014, the Treasure Island Baseball Network has grown to include 81 stations throughout Twins Territory.

The Twins return to 107.5 La Mera Buena and 95.9 HOPE FM to broadcast at least 50 games in Spanish. Alfonso Fernandez begins his sixth season as play-by-play voice with Tony Oliva as the analyst.

## JOHN GORDON AWARD — TWINS RADIO AFFILIATE OF THE YEAR

Named after legendary Twins broadcaster, John Gordon, this honor is awarded annually to the Twins radio affiliate that demonstrates the best of Twins Territory in its commitment to the Minnesota Twins and its community.

2012 -- KMGM in Montevideo, MN

2013 -- WELY in Ely, Minnesota

### TREASURE ISLAND BASEBALL NETWORK

STATION	ON DIAL	CITY	STATION	ON DIAL	CITY	STATION	ON DIAL	CITY
K-TWIN	96.3 FM	Twin Cities	KGLB	1310 AM	Glencoe	KRFO	1390 AM	Owatonna
KKIN	94.3 FM	Aitkin	KMGK	107.1 FM	Glenwood	KPRM	870 AM	Park Rapids
KGIM	1420 AM	Aberdeen, SD	KNOX	1310 AM	Grand Forks, ND	KGFX	1060 AM	Pierre, SD
KGIM	107.1 FM	Aberdeen, SD	KOZY	1320 AM	Grand Rapids	WCMP	100.9 FM	Pine City
KULO	94.3 FM	Alexandria	KNDC	1490 AM	Hettinger, ND	KFIL	103.1 FM	Preston
KKCQ	96.7 FM	Bagley/Fosston	WMFG	1240 AM	Hibbing	KTOQ	1340 AM	Rapid City, SD
WLMX	104.9 FM	Balsam Lake, WI	KOKK	1210 AM	Huron, SD	KWNG	105.9 FM	Red Wing
KBUN	1450 AM	Bemidji	KSDM	104.1 FM	International Falls	KROC	1340 AM	Rochester
KBMO	1290 AM	Benson	KIFG	1510 AM	Iowa Falls, IA	KRWB	1410 AM	Roseau
KXMR	710 AM	Bismarck, ND	KIFG	95.3 FM	Iowa Falls, IA	WJON	1240 AM	St. Cloud
WQXJ	104.5 FM	Black Duck	KQDJ	1400 AM	Jamestown, ND	KMNS	620 AM	Sioux City, IA
KUAL	103.5 FM	Brainerd	WYRQ	92.1 FM	Little Falls	KS00	1140 AM	Sioux Falls, SD
KDAK	1600 AM	Carrington, ND	KEYL	1400 AM	Long Prairie	KNUJ	107.3 FM	Sleepy Eye
KCFI	1250 AM	Cedar Falls, IA	KTOE	1420 AM	Mankato	KICD	1240 AM	Spencer, IA
KCNZ	1650 AM	Cedar Falls, IA	KTOE	102.7 FM	Mankato	KNSP	1430 AM	Staples
KROX	1260 AM	Crookston	KMHL	1400 AM	Marshall	KRVY	97.3 FM	Starbuck
KARP	106.9 FM	Dassel	KYTC	102.7 FM	Mason City, IA	KTRF	1230 AM	Thief River Falls
KDLM	1340 AM	Detroit Lakes	KMAV	105.5 FM	Mayville, ND	KOVC	1490 AM	Valley City, ND
KDLR	1240 AM	Devils Lake, ND	KCJB	910 AM	Minot, ND	KWAD	920 AM	Wadena
KLTC	1460 AM	Dickinson, ND	KMGM	105.5 FM	Montevideo	KBMW	1450 AM	Wahpeton, ND
KDAL	610 AM	Duluth	WMOZ	106.9 FM	Moose Lake	KAKK	1570 AM	Walker
WBIZ	1400 AM	Eau Claire, WI	KMRS	1230 AM	Morris	KWAT	950 AM	Watertown, SD
WELY	1450 AM	Ely	KCHK	1350 AM	New Prague	KDJS	1590 AM	Willmar
WELY	94.5 FM	Ely	WIXX	1590 AM	New Richmond, WI	KDOM	1580 AM	Windom
KRBT	1340 AM	Eveleth	KNUJ	860 AM	New Ulm	KDOM	94.3 FM	Windom
KFGO	790 AM	Fargo, ND	KYMN	1080 AM	Northfield	KWNO	1230 AM	Winona
KDHL	920 AM	Faribault	KDDR	1220 AM	Oakes, ND	KWOA	730 AM	Worthington
KJK	1020 AM	Fergus Falls	KDIO	1350 AM	Ortonville	WNAX	570 AM	Yankton, SD

### TREASURE ISLAND BASEBALL NETWORK PRODUCTION CREW

Executive Producer.....Mark Genosky  
Venue Engineer/Director.....Kyle Hammer

Associate Producer/Engineer.....Drew Halverson  
Production Assistants.....Brad Hanson and Nick Rytlahti



# TWINS 2014 RADIO BROADCASTERS



## CORY PROVUS PLAY-BY-PLAY/ANALYST

Cory Provus joined the Twins radio broadcast team in 2012, sharing play-by-play and analyst duties for all regular and postseason games, plus 25 spring training contests. Provus, 34, spent the previous three seasons (2009-11) in Milwaukee, where he did play-by-play with Hall of Famer Bob Uecker on WTMJ-AM and the Brewers Radio Network.

The Chicago native began his Major League Baseball broadcast career in 2007 as the Chicago Cubs pre and post game show host. He also handled play-by-play duties, backing up Pat Hughes during games and anchored the morning and afternoon drive sportscasts as a reporter for WGN-AM in Chicago. Provus also does NCAA basketball play-by-play for ESPN3, Big Ten Network and Fox Sports 1.

In June of 2006, Provus was named the voice of the University of Alabama-Birmingham Blazers, where he handled radio play-by-play for UAB football, men's basketball and baseball. While at UAB, he was named the 2006 Radio Sportscaster of the Year by the Alabama Broadcasters Association.

Provus also has various experience hosting studio shows, managing production and doing play-by-play for various International Sports Properties. He handled play-by-play for the Conference USA Football Championship Game, the ACC Men's Basketball Tournament and various play-by-play duties for Georgia Tech, Wake Forest and Virginia Tech baseball, football and basketball.

A graduate of the S.I. Newhouse School of Public Communications at Syracuse University, Provus also worked at WAER-FM in Syracuse from 1996-2000, handling radio play-by-play and acting as studio host for Orange football, basketball and lacrosse. Provus and his wife, Dana, and son, Cooper (6/3/13), make their home in Minnetonka, MN.



## DAN GLADDEN PLAY-BY-PLAY/ANALYST

Former Twin Dan Gladden enters his 15th year in the Twins radio broadcast booth, his 11th as a full-time analyst.

Gladden played in the major leagues for 11 years and retired from professional baseball following the 1994 season. He finished his career batting .270 with 203 doubles, 40 triples, 74 home runs, 446 RBI and 222 stolen bases in 1,197 games.

He made his big league debut in 1983 with the San Francisco Giants, with whom he played for three seasons, and was named to both Topps and *Baseball Digest* All-Rookie teams in 1984. He was acquired along with pitcher David Blakely by Minnesota in exchange for pitchers Jose Dominguez, Bryan Hickerson and Ray Velasquez on March 31, 1987 and spent five years with the Twins before signing as a free agent with Detroit in 1992. He spent his last year in professional baseball playing for the Yomiuri Giants of the Japanese Central League in 1994. From there, Gladden was a major league advance scout for the Colorado Rockies from 1996-98 and a minor league roving instructor for San Francisco in 1999.

Gladden was a key ingredient in the Twins 1987 and '91 World Championship teams. His grand slam home run in Game 1 of the '87 Series vs. St. Louis capped a seven-run 4th inning and he scored the game-winning run in the 10th inning in Game 7 of the '91 Series vs. Atlanta.

Dan and wife, Janice, make their home in Eden Prairie, MN. His daughter Ashley is married to Joe Gaetti, son of Twins Hall of Famer Gary Gaetti and lives in San Diego. Daughter Whitney currently lives in Arizona.



## KRIS ATTEBERRY STUDIO HOST/PLAY-BY-PLAY

Kris Atteberry begins his eighth season hosting the Pregame Lineup Card and Postgame Download on the Twins Radio Network as well as providing play-by-play and analysis for select games. Kris has also worked the Prep Bowl for the past three years on Channel 45.

Kris joined the Twins after spending five summers (2002-06) calling games on radio and television for the St. Paul Saints. Prior to joining the Saints, Kris spent three seasons as the lead broadcaster for the Sioux Falls Canaries. Additionally, he has broadcast men's basketball at Cal State Fullerton, as well as basketball, volleyball and baseball at Pepperdine University. From 2002 until 2006 he served as the voice of Montana State football and basketball, twice earning Montana Sportscaster of the Year accolades.

Atteberry, 40, is a native of Bozeman, MT and a 1996 graduate of Stanford University where, in addition to earning a degree in English Literature, he was awarded a National Association of Athletic Directors post-graduate scholarship for his broadcast work with Cardinal athletics.

Kris, wife Jennifer and daughter Jessica, reside in southwest Minneapolis, MN.



## JACK MORRIS TWINS RADIO/TWINS TELEVISION ANALYST

Jack Morris begins his eighth season as a broadcaster for the Twins in 2014. The Minnesota native returns home after spending 2013 as color analyst for Toronto Blue Jays radio broadcasts. He spent 2005-11 as a Twins radio analyst.

Morris, 58, is a 1973 graduate of Highland Park High School in St. Paul. He went on to play three seasons at Brigham Young University in Provo, Utah, before being drafted in the 5th round of the 1976 draft by the Detroit Tigers. He played 14 years for the Tigers, one year for the Twins, two for the Toronto Blue Jays and finished his career in 1994 with the Cleveland Indians. In all, Morris won four World Series championships.

During his 18-year career, Morris had a record of 254-186, 3.90 ERA with 1390 walks and 2478 strikeouts in 549 career games (527 starts). He won 10-or-more games 14 times during his career and threw 10-or-more complete games in a season 11 times. A five-time All-Star, he was named the Most Valuable Player of the 1991 World Series after going 2-0 with a 1.17 ERA in three starts vs. the Atlanta Braves, including a 10-inning complete game victory to win Game Seven and the World Series for the Twins.

Jack and his wife, Jennifer, have a son Miles, and reside in Grant, MN. Morris also has two grown children, Austin and Erik.



# TWINS 2014 TELEVISION BROADCASTERS



## BERT BLYLEVEN

TWINS TELEVISION, COLOR ANALYST

This will be the Hall of Famer's 19th full season as color commentator for the Twins. Blyleven pitched in the major leagues for 23 years, including 11 seasons for the Twins, from 1970 to 1992. He was elected to the National Baseball Hall of Fame on January 5, 2011 and was inducted on July 24, 2011 in Cooperstown, NY. The native of Zeist, Holland, Bert is very proud to be the first Dutch born major league player to be inducted into the Baseball Hall of Fame. Bert served as the pitching coach for Team Netherlands in the 2009 and 2013 World Baseball Classic.

Blyleven is one of only three major league pitchers, all-time, to win a major league game before his 20th birthday and after his 40th birthday (Herb Pennock and Mike Morgan). He also pitched at the major league level with Texas, Pittsburgh, Cleveland and California. He still holds the Twins club record for total strikeouts (2,035), shutouts (29) and complete games (141). In 1973 he went 20-17 with a 2.52 ERA, tossing 25 complete games in 40 starts, including nine shutouts and 325.0 innings. He posted double digit wins in 17 different seasons. As a member with the Texas Rangers in 1977, Bert tossed a no-hitter defeating the Angels at Anaheim Stadium.

On baseball's all-time list, Blyleven ranks fifth in strikeouts (3,701), 10th in games started (685), ninth in shutouts (60), third in complete game 1-0 wins (15), 14th in innings pitched (4,970.0), eighth in home runs allowed (430) and 26th in wins (287). He was voted AL Rookie Pitcher of the Year in 1970 and AL Comeback Player of the Year in 1989. Bert pitched in two All-Star games and was a member of two Championship World Series teams (Pirates in 1979 and Twins in 1987).

Bert and his wife Gayle reside in Fort Myers, FL during the off-season and have six children and eight grandchildren. They are involved in helping raise funds for Parkinson's Association and other charitable organizations.



## DICK BREMER

TWINS TELEVISION, PLAY-BY-PLAY

The 2014 season will be Dick Bremer's 31st season as a broadcaster for the Twins. The Minnesota native graduated from St. Cloud State University in 1978. Following his graduation he worked for three years in Cedar Rapids, IA as a sportscaster for WMT-Radio and TV (now KGAN-TV). While there, he began his play-by-play career doing University of Iowa basketball for two years.

He was named weekend sportscaster at WTCN-TV (now KARE-11) in 1981. After two years, he left to begin his Twins play-by-play career with Spectrum Sports in 1983. He remained there until 1985 while also doing

Minnesota North Stars games. He rejoined the Twins broadcast team in 1987 and has remained there working for Twinsvision, Midwest Sports Channel and FS North.

In 2013, Dick was the recipient of the Silver Circle Emmy for Broadcast Excellence and inducted into the Minnesota Museum of Broadcasting Hall of Fame.

Throughout his career, he has also done Minnesota Vikings preseason football, University of Minnesota men's hockey, football and basketball and the Minnesota State High School League's football and girl's and boys' basketball tournaments.

Dick and his wife, Heidi, along with son Erik and daughter Hannah, make their home in St. Michael, MN.

### TWINS TELEVISION PRODUCTION CREW

Producers.....	Chris Withers John Stroh
Directors .....	Matt Gangl
Pre/Post Game Producer.....	Vanessa Lambert Brent Rieland
Pre/Post Game Hosts .....	Tom Hanneman Anthony LaPanta
Sideline Reporters .....	Marney Gellner, Kevin Gorg, Jamie Hersch Anthony LaPanta
Pre/Post Game Analysts.....	Tim Laudner, Jack Morris Roy Smalley
Graphics .....	Bruce Wolfe Tom Mee



# TWINS 2014 SPANISH RADIO BROADCASTERS



## ALFONSO FERNANDEZ

SPANISH RADIO, PLAY-BY-PLAY

Fernandez begins his ninth season in 2014 with the Minnesota Twins serving as the Spanish play-by-play announcer.

Fernandez also serves as the Spanish broadcast voice for the Minnesota Timberwolves since 2005.

Fernandez has called the action in Spanish for five other professional sports teams including the Minnesota Vikings (2005-09), the Los Angeles Clippers (1993-95), the Los Angeles Lakers (1988-90) and the Los Angeles Rams (1987-1991).

He was the first to broadcast basketball in Spanish in the Los Angeles area and has spent 33 years behind the microphone. Fernandez and his wife Rosalia, daughter Angela and son Jared make their home in White Bear Lake, MN.



## TONY OLIVA

SPANISH RADIO, ANALYST

Pedro 'Tony' Oliva Jr., or 'Tony-O' to those who followed his 24-year career as a Twins player and coach, was a man who seemed to excel in all aspects of the game. He could hit for power and average, run, field and throw, and his versatility made him one of the most feared hitters of his day.

Tony-O collected 1,917 hits and retired with a .304 career average. He is the only player to win batting titles in his first two seasons and was the winner of three in his 15-year career, which still stands as the club's longevity mark. His prowess as a hitter was demonstrated in the fact that he led the league in hits five times,

and his 220 career home runs rank third all-time among Twins. If not for knee problems which cut his career short, Oliva would have been a certain choice for the National Baseball Hall of Fame.

Oliva, the 1964 American League Rookie of the Year, began his coaching career in 1976. He also works as a hitting instructor in the Twins minor league system and scouts for the club. He had his number 6 retired July 14, 1991, was selected to the Twins 25th Anniversary Team in 1986 and the 40th Season Anniversary All-Time Team in 2000. He was inducted into the Twins Hall of Fame on August 12, 2000, and was named one of the "50 Greatest Twins" in 2010. In 2013, he became the eighth ever recipient of the Herb Carneal "Lifetime Achievement" Award.



## DID YOU *Know?*

...that Minnesota's Tony Oliva hit the first home run by a designated hitter in American League history. He went deep off Catfish Hunter, April 6, 1973 at Oakland.





# TWINS BROADCAST TEAMS

**1961:** WCCO & WTCN-TV —  
Ray Scott, Bob Wolff, Halsey Hall  
**1962:** WCCO & WTCN-TV —  
Scott, Herb Carneal, Hall  
**1963:** WCCO & WTCN-TV —  
Scott, Carneal, Hall  
**1964:** WCCO & WTCN-TV —  
Scott, Carneal, Hall  
**1965:** WCCO & WTCN-TV —  
Scott, Carneal, Hall  
**1966:** WCCO & WTCN-TV —  
Scott, Carneal, Hall  
**1967:** WCCO & WTCN-TV —  
Carneal, Merle Harmon, Hall  
**1968:** WCCO & WTCN-TV —  
Carneal, Merle Harmon, Hall  
**1969:** WCCO & WTCN-TV —  
Carneal, Merle Harmon, Hall  
**1970:** WCCO —  
Carneal, Ray Christensen,  
Al Shaver, Hall  
WTCN-TV —  
Carneal, Frank Buetel, Hall  
**1971:** WCCO —  
Carneal, Christensen, Hall  
WTCN-TV —  
Buetel, Bob Allison, Hall  
**1972:** WCCO —  
Carneal, Christensen, Hall  
WTCN-TV —  
Buetel, Lynn Faris, Hall  
**1973:** WCCO —  
Carneal, Christensen  
WCCO-TV —  
Scott, Ralph Fritz  
**1974:** WCCO —  
Carneal, Larry Calton  
WCCO-TV —  
Fritz, Calton  
**1975:** WCCO —  
Carneal, Calton  
WTCN-TV —  
Scott, Calton, Joe Boyle  
**1976:** WCCO —  
Carneal, Frank Quilici  
WTCN-TV —  
Boyle, Harmon Killebrew  
**1977:** WCCO —  
Carneal, Quilici  
WTCN-TV —  
Boyle, Killebrew  
**1978:** WCCO —  
Carneal, Joe McConnell  
WTCN-TV —  
Boyle, Killebrew  
**1979:** WCCO —  
Carneal, McConnell  
KMSP-TV —  
Bob Kurtz, Larry Osterman  
**1980:** WCCO —  
Carneal, Quilici  
KMSP-TV —  
Kurtz, Osterman  
**1981:** WCCO —  
Carneal, Quilici  
KMSP-TV —  
Kurtz, Osterman  
**1982:** WCCO —  
Carneal, Quilici  
KMSP-TV —  
Kurtz, Osterman  
**1983:** WCCO —  
Carneal, Tim Morel, Ron Weber  
KMSP-TV —  
Kurtz, Osterman  
SPECTRUM SPORTS —  
Dick Bremer, Pat Hughes

**1984:** WCCO —  
Carneal, Joe Angel  
KMSP-TV —  
Kurtz, Ted Robinson  
SPECTRUM SPORTS —  
Bremer, Killebrew  
**1985:** WCCO —  
Carneal, Angel  
KMSP-TV —  
Kurtz, Killebrew  
SPECTRUM SPORTS —  
Bremer, Killebrew  
**1986:** WCCO —  
Carneal, Angel  
KMSP-TV —  
Kurtz, Killebrew  
**1987:** WCCO —  
Carneal, John Gordon  
KMSP-TV —  
Killebrew, John Rooney  
TWINSVISION —  
Bremer, Quilici  
**1988:** WCCO —  
Carneal, Gordon  
KMSP-TV —  
Robinson, Jim Kaat  
TWINSVISION —  
Bremer, Killebrew  
**1989:** WCCO —  
Carneal, Gordon  
WCCO-TV/MSC —  
Robinson, Kaat, Bremer  
**1990:** WCCO —  
Carneal, Gordon  
WCCO-TV/MSC —  
Robinson, Kaat, Bremer  
**1991:** WCCO —  
Carneal, Gordon  
WCCO-TV/MSC —  
Robinson, Kaat, Bremer  
**1992:** WCCO —  
Carneal, Gordon  
WCCO-TV/MSC —  
Robinson, Kaat, Bremer, Tom Mee  
**1993:** WCCO —  
Carneal, Gordon, Jim Powell  
WCCO-TV/MSC —  
Kaat, Bremer, George Frazier, Mee  
**1994:** WCCO —  
Carneal, Gordon, Powell  
WCCO-TV/MSC —  
Bremer, Al Newman, Tommy John,  
Bob Carpenter, Chad Hartman  
**1995:** WCCO —  
Carneal, Gordon  
WCCO-TV/MSC —  
Bremer, John, Hartman, Gene Larkin,  
Bert Blyleven, Kent Hrbek, Ryan  
Lefebvre  
**1996:** WCCO —  
Carneal, Gordon  
WCCO-TV/MSC —  
Bremer, John, Blyleven, Lefebvre  
**1997:** WCCO —  
Carneal, Gordon  
WCCO-TV/MSC —  
Bremer, Blyleven, Lefebvre  
**1998:** WCCO —  
Carneal, Gordon, Lefebvre  
KMSP-TV/MSC —  
Bremer, Blyleven, Lefebvre  
**1999:** WCCO —  
Carneal, Gordon, Anthony LaPanta  
KMSP-TV/MSC —  
Bremer, Blyleven, Paul Molitor

**2000:** WCCO —  
Carneal, Gordon, Dan Gladden  
KMSP-TV/MSC —  
Bremer, Blyleven  
**2001:** WCCO —  
Carneal, Gordon, Gladden  
KMSP-TV/MSC —  
Bremer, Blyleven  
**2002:** WCCO —  
Carneal, Gordon, Gladden  
FSN —  
Bremer, Blyleven  
**2003:** WCCO —  
Carneal, Gordon, Gladden  
FSN —  
Bremer, Blyleven  
**2004:** WCCO —  
Carneal, Gordon, Gladden  
Victory Sports —  
Bremer, Blyleven  
**2005:** WCCO —  
Carneal, Gordon, Gladden  
FSN —  
Bremer, Blyleven  
**2006:** WCCO —  
Carneal, Gordon, Gladden  
FSN —  
Bremer, Blyleven  
**2007:** TRN —  
Carneal, Gordon, Gladden, Jack Morris  
FSN —  
Bremer, Blyleven  
**2008:** TRN —  
Gordon, Gladden, Morris  
FSN —  
Bremer, Blyleven  
**2009:** TRN —  
Gordon, Gladden, Morris, Kris Atteberry  
FSN —  
Bremer, Blyleven  
**2010:** TRN —  
Gordon, Gladden, Morris, Atteberry  
FSN —  
Bremer, Blyleven  
SPANISH RADIO —  
Alfonso Fernandez  
Tony Oliva  
**2011:** TRN —  
Gordon, Gladden, Morris, Atteberry,  
Bob Kurtz, Ted Robinson  
FSN —  
Bremer, Blyleven  
SPANISH RADIO —  
Fernandez, Oliva  
**2012:** TRN —  
Provus, Gladden, Atteberry  
FSN —  
Bremer, Blyleven  
SPANISH RADIO —  
Fernandez, Oliva  
**2013:** TRN —  
Provus, Gladden, Atteberry  
FSN —  
Bremer, Blyleven  
SPANISH RADIO —  
Fernandez, Oliva  
**2014:** TRN —  
Provus, Gladden, Atteberry, Morris  
FSN —  
Bremer, Blyleven  
SPANISH RADIO —  
Fernandez, Oliva



# CHAIRMEN - TWIN CITIES CHAPTER BASEBALL WRITERS ASSOCIATION OF AMERICA

1961	Charles Johnson	Minneapolis Star and Tribune
1962	Bill Boni	St. Paul Dispatch-Pioneer Press
1963	Tom Briere	Minneapolis Tribune
1964	Arno Goethel	St. Paul Pioneer Press
1965	Bob Martel	United Press International
1966	Bill Hengen	Minneapolis Star
1967	Lew Ferguson	Associated Press
1968	Glenn Redmann	St. Paul Dispatch
1969	Sid Hartman	Minneapolis Tribune
1970	Mike Lamey	Minneapolis Star
1971	Bob Fowler	St. Paul Pioneer Press
1972	Dick Gordon	Minneapolis Star
1973	Pat Thompson	Associated Press
1974	Dan Stoneking	Minneapolis Star
1975	Patrick Reusse	St. Paul Pioneer Press
1976	Jon Roe	Minneapolis Tribune
1977	Carl Peterson	St. Paul Pioneer Press
1978	Max Nichols	Minneapolis Star
1979	Mike Augustin	St. Paul Pioneer Press
1980	Scott Papillon	Associated Press
1981	Doug Grow	Minneapolis Star
1982	Joe Soucheray	Minneapolis Tribune
1983	Charley Walters	St. Paul Pioneer Press
1984	Howard Sinker	Minneapolis Star and Tribune
1985	Curt Brown	St. Paul Pioneer Press Dispatch
1986	Carrie Muskat	United Press International
1987	Gregg Wong	St. Paul Pioneer Press Dispatch
1988	Mike Nadel	Associated Press
1989	Mark Vancil	Minneapolis Star Tribune
1990	Tom Powers	St. Paul Pioneer Press Dispatch
1991	Jeff Lenihan	Star Tribune
1992	Jim Caple	St. Paul Pioneer Press
1993	Steve Aschburner	Star Tribune
1994	Bob Sansevere	St. Paul Pioneer Press
1995	Scott Miller	St. Paul Pioneer Press
1996	Ron Lesko	Associated Press
1997	Dan Barreiro	Star Tribune
1998	Jim Souhan	Star Tribune
1999	Greg Johnson	St. Paul Pioneer Press
2000	LaVelle E. Neal III	Star Tribune
2001	Gordon Wittenmyer	St. Paul Pioneer Press
2002	Dave Campbell	Associated Press
2003	LaVelle E. Neal III	Star Tribune
2004	LaVelle E. Neal III	Star Tribune
2005	LaVelle E. Neal III	Star Tribune
2006	LaVelle E. Neal III	Star Tribune
2007	LaVelle E. Neal III	Star Tribune
2008	LaVelle E. Neal III	Star Tribune
2009	LaVelle E. Neal III	Star Tribune
2010	LaVelle E. Neal III	Star Tribune
2011	LaVelle E. Neal III	Star Tribune
2012	LaVelle E. Neal III	Star Tribune
2013	Pat Borzi	MinnPost.com
2014	Pat Borzi	MinnPost.com

## BBWAA - TWIN CITIES CHAPTER

**Mike Berardino**  
St. Paul Pioneer Press

**Pat Borzi**  
Honorary Member

**Dennis Brackin**  
Star Tribune

**Dave Campbell**  
Associated Press

**Joe Christensen**  
Star Tribune

**Glen Crevier**  
Star Tribune

**Andy Greder**  
St. Paul Pioneer Press

**Barry Fritz**  
Honorary Member

**Sid Hartman**  
Star Tribune

**Jon Krawczynski**  
Associated Press

**Phil Miller**  
Star Tribune

**LaVelle E. Neal III**  
Star Tribune

**Tom Powers**  
St. Paul Pioneer Press

**Glenn Redmann**  
Honorary Member

**Tad Reeve**  
St. Paul Pioneer Press

**Patrick Reusse**  
Star Tribune

**Bob Sansevere**  
St. Paul Pioneer Press

**Howard Sinker**  
Star Tribune

**Jim Souhan**  
Star Tribune

**Charley Walters**  
St. Paul Pioneer Press

**Gregg Wong**  
Honorary Member

MISC.

2014  
ASG



# MLB PUBLIC RELATIONS DIRECTORY

	CONTACT	OFFICE	PRIVATE
COMMISSIONER'S OFFICE	Patrick Courtney Phyllis Merhige Katy Feeney Mike Teevan	212-931-7878	212-931-7878 931-7616 931-7706 931-7879
BALTIMORE ORIOLES	Monica Barlow Jeff Lantz	410-547-6150	410-547-6160 547-6106
BOSTON RED SOX	Kevin Gregg Leah Tobin	617-226-6000	617-226-6759 226-6519
CHICAGO WHITE SOX	Bob Beghtol Ray Garcia	312-674-1000	312-674-5303 674-5306
CLEVELAND INDIANS	Bart Swain Court Berry-Tripp	216-420-4200	216-420-4386 420-4391
DETROIT TIGERS	Ron Colangelo Aileen Villarreal	313-471-2024	313-471-2024 471-2227
HOUSTON ASTROS	Gene Dias Steve Grande	713-259-8000	713-259-8985 259-8990
KANSAS CITY ROYALS	Mike Swanson Mike Cummings	816-921-8000	816-504-4713 504-4368
LOS ANGELES ANGELS	Tim Mead Eric Kay	714-940-2000	714-940-2003 940-2173
MINNESOTA TWINS	DUSTIN MORSE MITCH HESTAD MIKE KENNEDY ANDREW HEYDT	612-659-3400	612-659-3472 659-3473 659-3475 659-3474
NEW YORK YANKEES	Jason Zillo Michael Margolis	718-293-4300	718-579-4515 579-4503
OAKLAND ATHLETICS	Bob Rose Mike Selleck	510-563-2380	510-282-7279 510-563-2233
SEATTLE MARINERS	Tim Hevly Jeff Evans	206-346-4000	206-346-4402 346-4403
TAMPA BAY RAYS	Rick Vaughn Dave Haller	727-825-3137	727-825-3237 825-3485
TEXAS RANGERS	John Blake Rich Rice	817-273-5222	817-273-5208 273-5204
TORONTO BLUE JAYS	Jay Stenhouse Mal Romanin Erik Grossman	416-341-1303	416-341-1248 341-1249 341-1252
ARIZONA DIAMONDBACKS	Josh Rawitch Casey Wilcox Pat O'Connell	602-462-6000	602-462-6746 462-6661 462-6586
ATLANTA BRAVES	Brad Hainje Adrienne Midgley	404-522-7630	404-614-1307 614-1556
CHICAGO CUBS	Peter Chase Jason Carr	773-404-2827	773-404-4020 404-4023
CINCINNATI REDS	Rob Butcher Larry Herms	513-765-7800	513-765-7090 765-7092
COLORADO ROCKIES	Jay Alves Nick Piburn	303-292-0200	303-312-2326 312-2329
FLORIDA MARLINS	Matt Roebuck Marty Sewell	305-626-7476	305-626-7476 626-7474
LOS ANGELES DODGERS	Joe Jareck Jon Chapper	323-224-1500	323-224-1549 224-1589
MILWAUKEE BREWERS	Mike Vassallo John Steinmiller	414-902-4400	414-902-4482 902-4470
NEW YORK METS	Jay Horwitz Shannon Forde	718-565-4330	718-565-4330 565-4323
PHILADELPHIA PHILLIES	Greg Casterioto Craig Hughner	215-463-6000	215-218-5297 215-218-5248
PITTSBURGH PIRATES	Jim Trdinich Dan Hart	412-323-5000	412-325-4728 325-4976
ST. LOUIS CARDINALS	Brian Bartow Melody Yount Chris Tunno	314-345-9600	314-345-9313 345-9470 345-9781
SAN DIEGO PADRES	David Holtzman Josh Ishoo	619-795-5261	619-795-5261 795-5258
SAN FRANCISCO GIANTS	Jim Moorehead Matt Chisolm	415-972-2000	415-972-2449 972-2441
WASHINGTON NATIONALS	John Dever	202-640-7000	202-640-7437



# TWINS SPRING TRAINING MEDIA POLICIES

## SPRING CREDENTIALS

Credentials for accredited news media for Spring Training games are available through an application at <https://credentials.mlb.com>. These will be issued only to daily newspaper reporters who will be covering the club, home and road and to area radio and TV sports reporters and camera crews who will be covering on a regular basis. All other media entities will be credentialed on a per-game basis (including parking) through an application at <https://credentials.mlb.com>.

**No fax or email requests will be accepted unless approved by the Baseball Communications department.** Transfer of working press credential will result in the termination of coverage privileges for the individuals involved. A photo ID and signature are required for credential pick-up at the VIP Window.

## FIELD ACCESS

Allowed during batting practice and other workouts during the early training period, but once the game schedule begins the field must be cleared at the end of visitors' batting practice. All reporters must confine themselves to foul territory between 1st and 3rd base. Workouts begin daily at approximately 9:00 a.m.

## DINING ROOM ACCESS

Available only to those media credentialed to cover that day's game, for a \$5 charge. This room will open at 11:30 a.m. for day games (5:30 p.m. for night games) and will close at gametime. Working photographers will be permitted in the press dining room on the same basis as other reporters.

## PRESSBOX ACCESS

Permitted only to members of the Baseball Writers' Association of America (BBWAA) and to coverage reporters of area daily newspapers and radio and TV stations. Weekly newspapers can be accommodated only on a space-available basis. Wireless internet is available.

## CLUBHOUSE ACCESS

Limited to members of the Baseball Writers' Association of America (BBWAA) and to coverage reporters of area daily newspapers and radio and TV stations. The clubhouse will be open prior to and following workouts during the pre-schedule workout period with certain exceptions. During the game schedule, the clubhouses will be closed at the end of batting practice until five minutes after games. Clubhouse access is limited to the player-locker area and the manager's office. The training room, exercise room and equipment rooms are off-limits to all media. No still cameras are allowed in the clubhouse.

## INTERVIEWS

Players will accommodate when possible where on-field interviews are concerned. Any in-studio appearances or appearances on the player's own time must be set up through the Baseball Communications department.

## RADIO & TV

Television cameras will be allowed in the clubhouse prior to games and workouts, as well as after games and workouts. Feature material should be filmed on the field during batting practice. Post-game interviews may be conducted on the field or in the clubhouse for both TV and radio.

## CAMERA POSITIONS

Several camera positions are available for shooting during the game, but no cameras will be allowed on the field itself. The center field position will be for game television cameras only, as will the low home position, unless cleared through the Baseball Communications department. High and low, first and third base will be credentialed on a space-available basis. Any photographers shooting from the field photo pits will only be allowed to leave or change positions between innings.

## PHOTOGRAPHERS

No still photographers will be allowed on the field during the game or in the clubhouse at any time. There are at least four positions from which photographers may shoot during games. On the first day of full squad workouts, photographers will be allowed the freedom of the field during the exercise period, but must stay in foul territory during the actual workout times. On all other days, all media personnel must stay in foul territory and no farther down the lines than first and third base. No photographs are to be taken from the pressbox.

## PHOTO DAY

Will be on Tuesday, February 25, beginning at 7:30 a.m., sharp. All photographers seeking file head shots are asked to cooperate by doing this on Photo Day, when the players will be made available in an assembly line fashion to accommodate all accredited news services.

## AUTOGRAPHS

Professional journalists do NOT ask for autographs. Any media members asking for autographs will have their credentials revoked.

## TICKETS

May be purchased by coverage personnel out of a block held for this purpose. These tickets are for personal use only and advance notice is recommended to increase chance of availability.

**FOR ADDITIONAL INFORMATION:** Call or e-mail Dustin Morse (612) 325-8184 or [dustinmorse@twinsbaseball.com](mailto:dustinmorse@twinsbaseball.com), or Mitch Hestad (952) 240-2953 or [mitchhestad@twinsbaseball.com](mailto:mitchhestad@twinsbaseball.com).

## PRE-GAME WORKOUT SCHEDULE AT THE LEE COUNTY SPORTS COMPLEX

### 1:05 PM Start

Twins Hitting	10:15 a.m.-11:15 a.m.
Visitors Hitting	11:15 a.m.-12:15 p.m.
Twins Infield	12:15-12:30
Visitors Infield	12:30-12:45
Field Preparation	12:45-1:05

### 7:05 PM Start

Twins Hitting	4:15-5:15
Visitors Hitting	5:15-6:15
Twins Infield	6:15-6:30
Visitors Infield	6:30-6:45
Field Preparation	6:45-7:05

\*All times listed as Eastern



# SPRING TRAINING RECORDS

## INDIVIDUAL RECORDS

All stats since 1965

### BATTING

Average (25+ AB).....	.490, Hisle, 1977
Games.....	28, Maxwell, 2000 and Tyner, 2007
At-Bats.....	96, Puckett, 1985
Runs.....	24, Gaetti, 1983
Hits.....	35, Allen, 1999
Total Bases.....	67, Gaetti, 1983
Singles.....	32, Allen, 1999
Doubles.....	10, Koskie, 2001 and W. Ramirez, 2013
Triples.....	5, Guzman, 2000
Home Runs.....	10, Gaetti, 1983
RBI.....	31, Ward, 1983
Walks.....	20, Killebrew, 1966
Strikeouts.....	22, Carew, 1967
Stolen Bases.....	8, Cole, 1994
Caught Stealing.....	4, Killebrew, 1971
	J. Nettles, 1973
	Lawton, 1996
GDP.....	7, Walker, 2000
Sacrifice Hits.....	4, Wilfong, 1978
Sacrifice Flies.....	4, Darwin, 1974
	Hocking, 2001
Hit-by-Pitcher.....	4, Gaetti, 1988
	Cordova, 1996

### PITCHING

Wins.....	5, Blyleven, 1975
	O'Connor, 1983
	Viola, 1985
	Lohse, 2006
Losses.....	4, Grant & Kaat, 1967
	Aldred, 1997
Saves.....	5, Grzenda, 1969
	Sanders, 1973
Pct.....	1.000 (5-0), O'Connor, 1983
	1.000 (4-0), Mays, 2002
	1.000 (5-0), Lohse, 2006
ERA (20+ IP).....	0.33, Blyleven, 1973
Innings Pitched.....	38.0, Perry, 1970
Hits.....	48, Blyleven, 1971
	Koosman, 1981
Runs.....	28, Grant, 1967
Earned Runs.....	26, Rodriguez, 1998
Home Runs.....	8, Butcher, 1986
Walks.....	24, Decker, 1975
Strikeouts.....	33, Liriano, 2012
Games.....	13, Davis, 1986
Games Started.....	8, Grant, 1965
Complete Games.....	1, many players
Hit-Batsmen.....	3, many players
Wild Pitches.....	5, Decker, 1975
	Morris, 1991

## TEAM RECORDS

### BATTING

Average.....	.327, 1983
At-Bats.....	1,281, 1998
Runs.....	199, 2001
Hits.....	363, 1998
Total Bases.....	546, 2001
Singles.....	275, 1998
Doubles.....	74, 2004
Triples.....	15, 1977
Home Runs.....	36, 2003
RBI.....	180, 2001
Walks.....	127, 1977
Strikeouts.....	251, 2013
Stolen Bases.....	28, 1977 and 89
Caught Stealing.....	20, 1973
GDP.....	49, 1996
Sacrifice Hits.....	15, 1979
Sacrifice Flies.....	16, 1989
Hit-by-Pitcher.....	20, 2002

### PITCHING

Wins.....	21, 1991
Losses.....	22, 1974
Saves.....	12, 1972 and 73
Win Pct.....	.739 (17-6), 1983
ERA.....	2.82, 1972
Innings Pitched.....	322.0, 1998
Hits.....	387, 1997
Runs.....	220, 1997
Earned Runs.....	195, 1997
Home Runs.....	44, 2000
Walks.....	123, 1970
Strikeouts.....	224, 2012
Games Started.....	37, 1998
Complete Games.....	2, 1979
Relief App.....	140, 2004
Shutouts.....	5, 1973
Hit-Batsmen.....	15, 1997
Wild Pitches.....	26, 2001

## MISCELLANEOUS RECORDS

One-run games, Won.....	14, 1989
One-run games, Lost.....	9, 1988
Extra-innings, Won.....	4, 1968 and 96
Extra-innings, Lost.....	5, 1967
Night games, Won.....	5, 1973 and 75
Night games, Lost.....	3, many years
Day games, Won.....	20, 1991 and 2004
Day games, Lost.....	21, 1998
Home games, Won.....	13, 1991
Home games, Lost.....	11, 1997
Road games, Won.....	12, 2012
Road games, Lost.....	13, 1988
Vs. Right-handers, Won.....	15, 1996, 2001 and 04
Vs. Right-handers, Lost.....	17, 1999
Vs. Left-handers, Won.....	13, 1991
Vs. Left-handers, Lost.....	12, 1974
Vs. AL, Won.....	15, 1991
Vs. AL, Lost.....	15, 1998
Vs. NL, Won.....	11, 1973, 89 and 2004
Vs. NL, Lost.....	13, 1974 and 86
Double plays, Twins.....	41, 1991
Double plays, Opponent.....	49, 1996
Errors, Team.....	44, 1967
Errors, Opponent.....	47, 1991
Errors, Individual.....	9, Ferrer, 1974 and Meares, 1996
Left-on-base, Twins.....	258, 1998
Left-on-base, Opponent.....	257, 1998

Attendance, Season	
Home.....	170,497 (15), 2010 (two exhibition games at Target Field)
Road.....	118,111 (17), 1988
Florida	
Orlando.....	58,796 (14), 1989
Lee County.....	129,543 (17), 2008
Road.....	124,733 (19), 2012
Average, Season	
Orlando.....	7,443 (16), 1989
Lee County.....	7,808 (16), 2007
Road.....	7,304 (16), 1996
Average, Florida	
Orlando.....	4,258 (12), 1988
Lee County.....	8,091 (16), 2011
Road.....	5,417 (16), 2005
Attendance, Game High	
Home.....	35,100, Chicago-NL
	April 1, 1989 at Metrodome
Road.....	37,637, Colorado
	March 30, 1996 at Denver
Florida	
Orlando.....	5,488, Los Angeles, March 29, 1964
Lee County.....	8,366, New York-AL, March 22, 2013
Road.....	10,698, at New York-AL, March 21, 2013
Attendance, Game Low	
Orlando.....	432, Philadelphia, April 3, 1974
Lee County.....	1,389, Texas, April 18, 1995
Road.....	300, Montreal, March 14, 1974



# LEE COUNTY SPORTS COMPLEX



The Twins will spend their 24th spring training season at the Lee County Sports Complex in 2014. Spurred by their first year in the state-of-the-art facility, the Twins won the 1991 World Series after enjoying their most successful Spring Training camp in history as they posted a record-high 21 wins. In the 23 years, the Twins have drawn at total of 2,385,196 fans for 369 dates, an average of 6,464 per game (total does not include 17 replacement games in 1995 which drew 49,240 fans).

Located south of the city of Ft. Myers near Interstate 75, the Lee County Sports Complex is the Spring Training home to the Twins and their six minor league affiliates. The centerpiece of the facility is an 8,010-seat stadium in which the major league Twins play their exhibition games and conduct some of their daily workouts. The complex also features five full fields and two half-fields. The main stadium was renamed Bill Hammond Stadium late in the 1994 spring season in honor of the longtime Deputy County Manager who was instrumental in getting the complex approved and bringing the Twins to Lee County.

The Sports Complex is the home to two Twins' minor league affiliates, housing both the Ft. Myers Miracle of the Single-A Florida State League and the Rookie level Gulf Coast League Twins.

Major league home and visiting clubhouses are included in the stadium proper, and complete facilities for the minor league teams are contained in a building adjacent to their playing fields. Prior to the start of the 2005 Spring Training, a 6,000 square foot state-of-the-art fitness training room and conference center was built next to the minor league facility. During the winter of 2007, Lee County and the Twins implemented a variety of improvements to Hammond Stadium, including installation of a grass berm adjacent to right field; installation of a drink rail and party deck behind the grass berm; and installation of two new rows of seats (125 seats in total) at field level between the dugouts. Prior to the start of the 2008 spring schedule, new lights and seats were installed at Hammond Stadium.

The major league club's administrative offices are located in

the stadium, with the minor league administrative offices in the building adjacent to its fields.

The facility also features a four-field softball complex and other athletic facilities for use by Lee County organizations and visiting amateur baseball and softball teams, plus an eight-acre water-management lake for public fishing.

The Twins trained in Orlando, Florida, from 1936 through 1990 (with the exception of the war years of 1943, 44 and 45, when they conditioned in College Park, Maryland) and their minor league clubs moved to Terry Park in Fort Myers in 1990, after headquartering in Melbourne, Florida, from 1964-89. The entire organization was united for the first time at Lee County Sports Complex in 1991.


The Lee County Sports Complex, an \$18.2 million undertaking, was completed in February, 1991. Lescher and Mahoney, an architectural and engineering firm based in Tampa, Florida, was the lead architect for the project, with design assistance from Ellerbe-Becket of Kansas City, Missouri. Case Contracting Company of Plant City, Florida, was the contractor.

On August 3, 2004, the Twins signed an extension with Lee County for use of the complex through 2020. On November 6, 2012 the Lee County Board of County Commissioners approved a \$42.5 million renovation and a new 30-year lease, which will be active once renovations are completed in time for 2015 Spring Training. The renovations will take the seating capacity to 9,300 and include a new party deck, gift shop and an outfield boardwalk around the playing field to create a 360-degree walk-around the stadium, similar to Target Field. The plan will also renovate previously existing concession stands, restrooms, suites and press box areas. The field of play will be updated to match the dimensions of Target Field.

A signature feature of the renovated facilities will be the Twins Player Development Academy which will include a 58-room residence hall for players and staff, dining facilities, great meeting rooms and educational classrooms to assist young prospects in working towards their college degrees.

## 2015 LEE COUNTY SPORTS COMPLEX RENOVATION RENDERINGS

**RIGHT:** Renovations will include a 360 degree boardwalk with group gathering areas, shade trellises, a second berm in LF and several different seating options around the outfield.



**LEFT:** The new site plan will include an additional practice field, a player development academy adjacent to the minor league complex and additional parking beyond the softball fields.

**RIGHT:** A deck at the top of the seating areas will allow fans to view the field from different angles, most of which will be covered by the existing roof.



**LEFT:** A player development academy will include dining facilities and meeting space for 200 players (at left) and staff, plus classrooms and recreation areas to be used throughout the year.

**RIGHT:** Pre-game gathering spaces outside the gates, additional (and faster) elevators and a grand new entry into the seating bowl from behind home plate are among the features expected for 2015.



**LEFT:** Wider concourses with shade trellises will make it easier to navigate through the Hammond Stadium facilities.

**RIGHT:** The right field boardwalk area will feature several seating options, concessions and shaded areas.



**LEFT:** The top two floors will feature a 55-room dormitory that will house minor league players during spring training, the GCL season, rehabilitation assignments and fall instructional league programs.



# 2013 SPRING TRAINING FINAL BATTING STATISTICS

PLAYER	AVG	G	AB	R	H	2B	3B	HR	RBI	SH	SF	HB	BB	SO	SB	CS	E	OBP
Arcia	.188	5	16	2	3	1	0	0	0	0	0	1	1	8	0	0	0	.278
Benson	.151	18	53	10	8	2	1	1	3	0	0	1	9	15	0	0	2	.286
Beresford	.200	7	10	3	2	1	0	1	2	0	0	0	2	0	0	0	0	.333
Bernier	.625	5	8	2	5	2	0	0	2	0	0	0	1	2	0	2	0	.667
Bigley	.000	3	4	0	0	0	0	0	0	0	0	0	1	1	0	0	0	.200
Boggs	.212	21	52	8	11	1	0	3	9	0	0	0	2	15	1	0	0	.241
Butera	.375	7	16	7	6	2	0	1	6	0	0	0	2	3	0	0	0	.444
Buxton	.250	1	4	3	1	0	0	0	0	0	0	0	1	1	2	0	0	.400
Carroll	.280	17	50	6	14	1	0	0	2	0	0	0	7	6	0	0	0	.368
Christian	.000	2	3	0	0	0	0	0	0	0	0	0	0	2	0	0	0	.000
Clement	.195	22	41	2	8	2	0	0	5	0	0	0	6	11	0	0	0	.298
Colabello	.333	10	18	1	6	2	0	0	4	0	0	0	3	5	0	0	1	.429
Dinkelmann	.148	19	27	0	4	0	0	0	1	0	0	0	5	2	0	0	0	.281
Doumit	.250	20	52	8	13	1	0	2	6	0	1	0	5	13	0	0	0	.310
Dozier	.279	22	68	10	19	5	0	2	8	0	0	0	7	13	2	0	1	.347
Escobar	.328	23	61	6	20	4	0	0	9	0	1	0	1	9	1	2	1	.333
Florimon	.220	24	59	9	13	2	0	0	4	0	0	1	8	11	3	0	2	.324
Fryer	.333	9	15	1	5	1	1	0	6	0	1	0	0	4	0	0	0	.313
Garcia	.000	2	3	1	0	0	0	0	0	0	0	0	0	1	0	0	0	.000
Goncalves	1.000	1	1	0	1	0	0	0	1	0	0	0	0	0	0	0	1	1.000
Hanson	.000	3	3	1	0	0	0	0	0	0	0	0	0	3	0	0	0	.000
Herrmann	.100	8	10	0	1	1	0	0	0	0	0	0	4	4	0	0	0	.357
Hicks	.370	22	73	18	27	6	1	4	18	0	2	0	6	16	3	0	2	.407
Knudson	.200	4	5	0	1	0	0	0	0	0	0	0	0	2	0	0	0	.200
Lane	.000	1	0	0	0	0	0	0	0	0	0	0	0	0	0	0	0	.000
Lehmann	.143	8	7	0	1	0	0	0	0	0	0	1	0	1	0	0	1	.250
Mastroianni	.324	17	37	5	12	5	0	0	4	0	2	1	3	7	7	1	1	.372
Mauer	.452	12	31	6	14	2	0	1	8	0	0	1	6	2	0	0	0	.553
Morneau	.267	15	45	7	12	3	0	3	11	0	0	0	2	9	0	0	1	.298
Olmedo	.297	18	37	4	11	1	2	1	9	0	1	0	3	5	2	0	1	.341
Ortiz	.308	5	13	3	4	1	1	1	2	0	0	0	0	0	0	0	0	.308
Parmelee	.296	20	54	6	16	4	0	1	3	0	0	0	8	13	0	0	0	.387
Pinto	.182	5	11	1	2	0	0	0	1	0	1	0	1	2	0	0	0	.231
Plouffe	.347	17	49	5	17	3	0	0	6	0	1	0	3	7	0	2	1	.377
Ramirez	.404	19	57	9	23	10	0	0	5	0	0	1	2	14	2	0	0	.433
Richardson	.000	1	2	0	0	0	0	0	0	0	0	0	0	1	0	0	0	.000
Rohlfing	.250	20	36	5	9	2	0	2	6	0	0	0	4	13	0	0	0	.325
Rosario	.545	7	11	4	6	1	0	1	3	0	0	0	1	0	0	0	1	.583
Sano	.300	2	10	2	3	0	0	0	1	0	0	0	0	1	0	0	0	.300
Santana	.333	9	9	2	3	1	0	0	2	0	0	0	4	0	1	0	0	.538
Sobolewski	.250	15	24	1	6	2	0	0	6	0	2	0	0	8	0	0	0	.231
Thomas	.280	16	25	3	7	2	0	0	2	0	0	0	1	6	0	0	0	.308
Vargas	.250	1	4	2	1	0	0	0	0	0	0	1	0	1	0	0	0	.400
Willingham	.321	21	53	9	17	1	0	3	6	0	0	2	8	14	0	0	0	.429
TEAM	.284	33	1167	172	332	72	6	27	161	0	12	10	117	251	24	7	20	.351
OPPONENTS	.284	33	1120	166	318	58	5	26	157	5	14	12	100	189	29	5	38	.345

## ATTENDANCE AT HAMMOND STADIUM

YEAR	DATES	ATTENDANCE	AVERAGE	YEAR	DATES	ATTENDANCE	AVERAGE
1991	18	123,753	6,875	2004	15	110,331	7,355
1992	17	119,920	7,054	2005	15	111,691	7,446
1993	16	90,503	5,656	2006	17	121,574	7,151
1994	15	100,930	6,729	2007	17	129,543	7,620
1995*	7	18,737	2,677	2008	16	124,934	7,808
1996	17	80,027	4,707	2009	17	122,555	7,209
1997	18	89,743	4,986	2010	13	104,712	8,054
1998	19	90,523	4,764	2011	16	129,453	8,091
1999	16	82,527	5,158	2012	16	117,503	7,344
2000	17	99,432	5,849	2013	17	113,845	6,697
2001	18	94,513	5,251	<b>TOTAL</b>	<b>369</b>	<b>2,385,196</b>	<b>6,464</b>
2002	17	102,238	6,014	* - does not include 17 replacement games which drew 49,240			
2003	15	106,209	7,081				



# 2013 SPRING TRAINING FINAL PITCHING STATISTICS

PITCHER	W	L	ERA	G	GS	CG	SH	SV	IP	H	R	ER	HR	HB	BB	SO	WP	BK	BAA
Albers	0	0	0.00	2	0	0	0	0	2.0	2	0	0	0	0	0	3	0	0	.250
Augenstein	0	0	9.00	1	0	0	0	0	1.0	2	1	1	0	0	0	0	0	0	.667
Burnett	0	1	7.56	7	0	0	0	0	8.1	15	9	7	0	0	6	1	0	0	.405
Burton	0	1	4.22	10	0	0	0	0	10.2	13	9	5	0	1	1	9	0	0	.289
Correia	0	3	5.40	7	7	0	0	0	25.0	32	19	15	3	1	10	8	0	0	.320
Deduno	0	0	0.00	1	0	0	0	0	1.0	1	0	0	0	1	0	0	0	0	.250
De Vries	3	0	0.53	7	4	0	0	0	17.0	4	2	1	0	1	5	9	2	1	.075
Duensing	2	0	4.20	11	0	0	0	0	15.0	12	7	7	2	0	2	11	0	0	.226
Fien	1	0	5.56	9	0	0	0	1	11.1	10	7	7	3	0	1	9	0	0	.244
Gibson	0	0	9.00	4	2	0	0	0	8.0	14	8	8	1	0	4	8	4	0	.368
Guerra	0	1	10.80	3	0	0	0	0	3.1	4	4	4	1	0	2	3	0	0	.308
Hendriks	2	1	4.15	7	7	0	0	0	21.2	23	11	10	4	0	5	13	0	0	.267
Hermesen	0	0	13.50	2	0	0	0	0	2.2	4	5	4	1	2	0	3	0	0	.308
Hernandez	0	0	0.00	6	0	0	0	1	11.0	10	0	0	0	1	1	6	0	0	.250
Lane	0	1	27.00	1	0	0	0	0	1.0	5	3	3	0	0	0	0	0	0	.714
Martis	0	0	4.50	1	0	0	0	0	2.0	3	1	1	0	0	0	0	0	0	.375
May	0	0	2.70	3	0	0	0	0	3.1	2	1	1	0	0	6	2	0	0	.182
Meyer	1	0	0.00	2	0	0	0	0	5.0	1	0	0	0	1	2	3	0	0	.071
O'Connor	0	0	9.00	1	0	0	0	0	1.0	2	1	1	0	0	0	1	1	0	.400
Pelfrey	1	2	6.38	6	6	0	0	0	18.1	28	13	13	1	1	6	15	0	0	.341
Perdomo	1	0	3.86	6	0	0	0	2	7.0	7	3	3	1	0	2	9	0	0	.259
Perkins	0	0	0.00	5	0	0	0	0	5.1	5	0	0	0	0	0	7	0	0	.263
Pressly	1	0	0.66	10	0	0	0	0	13.2	9	1	1	0	0	4	6	1	0	.191
Pugh	0	0	6.75	3	0	0	0	0	4.0	4	3	3	0	0	1	0	1	0	.250
Robertson	0	2	7.82	11	0	0	0	1	12.2	18	11	11	2	0	6	11	2	0	.353
Roenicke	0	1	4.50	11	0	0	0	0	14.0	15	7	7	0	0	8	5	1	0	.300
Slama	0	0	8.31	4	0	0	0	0	4.1	7	6	4	0	0	7	6	0	0	.350
Thielbar	0	0	12.46	4	0	0	0	0	4.1	6	6	6	1	1	1	6	1	0	.333
Tonkin	0	0	0.00	4	0	0	0	0	4.0	1	0	0	0	0	2	2	0	0	.083
Turpen	0	0	4.50	2	0	0	0	0	2.0	2	1	1	0	0	1	0	0	0	.250
E. Vazquez	0	1	6.75	2	0	0	0	0	2.2	3	2	2	1	1	2	1	0	0	.300
V. Vazquez	0	0	0.00	1	0	0	0	1	0.1	0	0	0	0	0	0	0	0	0	.000
Walters	3	0	2.08	6	1	0	0	0	13.0	8	3	3	1	0	8	9	0	0	.190
Wood	2	1	4.91	9	0	0	0	0	11.0	12	6	6	1	0	4	10	0	0	.273
Worley	0	1	5.73	6	6	0	0	0	22.0	34	16	14	3	1	3	13	0	0	.362
TEAM	17	16	4.64	33	33	0	2	6	289.0	318	166	149	26	12	100	189	13	1	.284
OPPONENTS	16	17	4.78	33	33	1	1	10	288.0	332	172	153	27	10	117	251	19	1	.284

## TWINS ANNUAL SPRING RECORD

YEAR	RECORD	YEAR	RECORD	YEAR	RECORD	YEAR	RECORD
1961	15-14	1975	17-13	1989	19-12	2003	19-13
1962	12-13	1976	10-5	1990	6-9	2004	20-11
1963	7-20	1977	14-15	1991	21-10	2005	15-14-2
1964	16-10	1978	15-10	1992	12-15-1	2006	19-13
1965	11-16	1979	13-13	1993	17-13	2007	14-17
1966	15-13	1980	15-6	1994	14-18	2008	15-15
1967	12-17	1981	15-13	1995	8-6	2009	19-13
1968	12-16	1982	9-16	1996	18-15	2010	16-14
1969	12-12	1983	17-6	1997	13-21	2011	20-12
1970	7-20	1984	13-13	1998	15-21-1	2012	18-15
1971	11-15	1985	13-16-1	1999	13-21	2013	17-16
1972	16-9	1986	11-19	2000	17-17	TOTALS	755-743-6
1973	15-14	1987	14-10	2001	19-14		
1974	5-22	1988	11-18	2002	18-14-1		



## TWINS 2014 SPRING TRAINING DATA

**HEADQUARTERS:** Four Points by Sheraton  
13600 Treeline Avenue South  
Ft. Myers, FL 33913  
239-322-1399

**STADIUM:** Lee County Sports Complex  
14100 Six Mile Cypress Parkway  
Ft. Myers, FL 33912  
239-533-7610

**REPORTING DATES:** Pitchers & Catchers, February 16  
Position Players, February 17

**FIRST WORKOUTS:** Pitchers & Catchers, February 21  
Position Players, February 22

**PHOTO DAY:** February 25, 7:30 a.m.



## EXHIBITION SCHEDULE

DATE	DAY	OPPONENT	SITE	RADIO	TV	TIME
FEB. 28	Friday	Boston	jetBlue Park	96.3 K-TWIN/TIBN		1:00 pm
<b>MARCH 1</b>	<b>SATURDAY</b>	<b>BOSTON</b>	<b>LEE COUNTY SPORTS COMPLEX</b>	<b>96.3 K-TWIN/TIBN</b>	<b>FSN</b>	<b>1:00 PM</b>
March 2	Sunday	Tampa Bay	Port Charlotte	96.3 K-TWIN/TIBN		1:00 pm
<b>MARCH 3</b>	<b>MONDAY</b>	<b>TORONTO</b>	<b>LEE COUNTY SPORTS COMPLEX</b>	<b>96.3 K-TWIN/TIBN</b>	<b>FSN</b>	<b>1:00 PM</b>
		Baltimore (ss)	Sarasota			1:00 pm
March 4	Tuesday	Miami	Jupiter	96.3 K-TWIN/TIBN		1:00 pm
<b>MARCH 5</b>	<b>WEDNESDAY</b>	<b>BALTIMORE</b>	<b>LEE COUNTY SPORTS COMPLEX</b>	<b>96.3 K-TWIN/TIBN</b>	<b>FSN+</b>	<b>7:00 PM</b>
<b>MARCH 6</b>	<b>THURSDAY</b>	<b>ST. LOUIS</b>	<b>LEE COUNTY SPORTS COMPLEX</b>	<b>96.3 K-TWIN/TIBN</b>	<b>FSN*</b>	<b>1:00 PM</b>
March 7	Friday	Pittsburgh	Bradenton	96.3 K-TWIN/TIBN		1:00 pm
March 8	Saturday	Toronto	Dunedin	96.3 K-TWIN/TIBN		1:00 pm
<b>MARCH 9</b>	<b>SUNDAY</b>	<b>PHILADELPHIA</b>	<b>LEE COUNTY SPORTS COMPLEX</b>	<b>96.3 K-TWIN/TIBN</b>	<b>FSN</b>	<b>1:00 PM</b>
March 10	Monday	OFF DAY				
March 11	Tuesday	Tampa Bay	Port Charlotte	96.3 K-TWIN/TIBN		1:00 pm
<b>MARCH 12</b>	<b>WEDNESDAY</b>	<b>PITTSBURGH</b>	<b>LEE COUNTY SPORTS COMPLEX</b>	<b>96.3 K-TWIN/TIBN</b>	<b>FSN*</b>	<b>1:00 PM</b>
<b>MARCH 13</b>	<b>THURSDAY</b>	<b>BOSTON</b>	<b>LEE COUNTY SPORTS COMPLEX</b>	<b>96.3 K-TWIN/TIBN</b>	<b>FSN**</b>	<b>1:00 PM</b>
<b>MARCH 14</b>	<b>FRIDAY</b>	<b>BALTIMORE</b>	<b>LEE COUNTY SPORTS COMPLEX</b>	<b>96.3 K-TWIN/TIBN</b>	<b>FSN**</b>	<b>1:00 PM</b>
		New York Yankees (ss)				1:00 pm
March 15	Saturday	New York Mets	Port St. Lucie	96.3 K-TWIN/TIBN		1:00 pm
<b>MARCH 16</b>	<b>SUNDAY</b>	<b>MIAMI</b>	<b>LEE COUNTY SPORTS COMPLEX</b>	<b>96.3 K-TWIN/TIBN</b>	<b>FSN</b>	<b>1:00 PM</b>
March 17	Monday	Baltimore	Sarasota	96.3 K-TWIN/TIBN		7:00 pm
<b>MARCH 18</b>	<b>TUESDAY</b>	<b>TAMPA BAY</b>	<b>LEE COUNTY SPORTS COMPLEX</b>	<b>96.3 K-TWIN/TIBN</b>	<b>FSN+</b>	<b>7:00 PM</b>
March 19	Wednesday	St. Louis	Jupiter	96.3 K-TWIN/TIBN		1:00 pm
March 20	Thursday	Tampa Bay	Port Charlotte	96.3 K-TWIN/TIBN		7:00 pm
<b>MARCH 21</b>	<b>FRIDAY</b>	<b>NEW YORK METS</b>	<b>LEE COUNTY SPORTS COMPLEX</b>	<b>96.3 K-TWIN/TIBN</b>	<b>FSN+**</b>	<b>1:00 PM</b>
<b>MARCH 22</b>	<b>SATURDAY</b>	<b>NEW YORK YANKEES</b>	<b>LEE COUNTY SPORTS COMPLEX</b>	<b>96.3 K-TWIN/TIBN</b>	<b>FSN+</b>	<b>1:00 PM</b>
March 23	Sunday	Philadelphia	Clearwater	96.3 K-TWIN/TIBN		1:00 pm
<b>MARCH 24</b>	<b>MONDAY</b>	<b>TAMPA BAY</b>	<b>LEE COUNTY SPORTS COMPLEX</b>	<b>96.3 K-TWIN/TIBN</b>	<b>FSN**</b>	<b>1:00 PM</b>
<b>MARCH 25</b>	<b>TUESDAY</b>	<b>BALTIMORE</b>	<b>LEE COUNTY SPORTS COMPLEX</b>	<b>96.3 K-TWIN/TIBN</b>	<b>FSN*</b>	<b>1:00 PM</b>
<b>MARCH 26</b>	<b>WEDNESDAY</b>	<b>PITTSBURGH</b>	<b>LEE COUNTY SPORTS COMPLEX</b>	<b>96.3 K-TWIN/TIBN</b>	<b>FSN</b>	<b>1:00 PM</b>
March 27	Thursday	Boston	jetBlue Park	96.3 K-TWIN/TIBN		7:00 pm
<b>MARCH 28</b>	<b>FRIDAY</b>	<b>BOSTON</b>	<b>LEE COUNTY SPORTS COMPLEX</b>	<b>96.3 K-TWIN/TIBN</b>	<b>FSN**</b>	<b>1:00 PM</b>
March 29	Saturday	Boston	jetBlue Park	96.3 K-TWIN/TIBN		1:00 pm

**NOTE:** All times local ... schedule subject to change

+ Denotes airing on FOX Sports North PLUS

\* Denotes re-air in primetime

\*\* Denotes re-air in primetime: FOX sports North PLUS



# NATIONAL BASEBALL HALL OF FAME INFORMATION



## NATIONAL BASEBALL HALL OF FAME AND MUSEUM

25 Main Street, Cooperstown, New York 13326

**Phone:** (607) 547-7200 **Fax:** (607) 547-2044

**Public Relations:** (607) 547-0215

**e-mail address:** [info@baseballhalloffame.org](mailto:info@baseballhalloffame.org)

**Web site:** [baseballhall.org](http://baseballhall.org)

**Summer Hours:** Memorial Day Weekend - Labor Day Weekend: 9 am to 9 pm

**Off-Season Hours:** 9 a.m. to 5 p.m.

**Holiday Closings:** Thanksgiving Day, Christmas Day, and New Year's Day.

## DIRECTORY

Jane Forbes Clark (Chairman), Joe Morgan (Vice Chairman), Jeff Idelson (President), Bill Haase (Senior Vice President), Sean Gahagan (Vice President, Retail Merchandising & Licensing), Erik Strohl (Senior Director of Exhibitions and Collections), Ken Meifert (Vice President, Sponsorship & Development), Jim Gates (Librarian), Tim Wiles (Research Director), Pat Kelly (Photo Archivist), Brad Horn (Vice President, Communications & Education) and Craig Muder (Communications Director).

## 2014 HALL OF FAME WEEKEND - JULY 25-28

Induction Ceremony: Sunday, July 27 at 1:30 p.m. ET, Clark Sports Center

BBWAA Class of 2014: Bobby Cox, Tom Glavine, Tony La Russa, Greg Maddux, Frank Thomas and Joe Torre

## MINNESOTA TWINS IN THE HALL OF FAME

A total of seven former players to earn enshrinement in the Baseball Hall of Fame spent some of their professional careers with the Minnesota Twins, including 2011 BBWAA electee Bert Blyleven. Blyleven (1970-1976, 1985-1988) joined Rod Carew (1967-1978), Harmon Killebrew (1961-1974) and Kirby Puckett (1984-1995) as Hall of Famers who spent the majority of their careers with the Twins. Paul Molitor (1996-1998), Steve Carlton (1987-1988) and Dave Winfield (1993-1994) also played for the Twins. For more information on Twins in the Hall of Fame, visit the Hall of Famers team pages at [www.baseballhall.org](http://www.baseballhall.org).

## NOTABLE TWINS ARTIFACTS AT THE HALL OF FAME

- Cap and ball from Francisco Liriano's no-hitter on May 3, 2011 against the White Sox.
- Jim Thome's 587th home run bat from Sept. 11, 2010 to become eighth on the all-time list.
- Ball with grass stain hit by Boston's Marco Scutaro for the first regular-season hit at Target Field on April 12, 2010.
- Bat used by Jason Kubel to hit the first home run at Target Field on April 12, 2010.
- Dirt taken from the playing surface of Target Field on April 12, 2010, where the Twins played their first regular-season outdoor home game since Sept. 30, 1981.
- Bat and jersey worn by 2009 AL MVP and batting champion Joe Mauer.
- Ticket, ball and third base from Game #163 when the Twins earned the division title in the final regular-season game at the Metrodome on Oct. 6, 2009.
- Bat used by Michael Cuddyer to hit for cycle on May 22, the second Twin to hit for the cycle and one of the record-tying eight in the Majors during the 2009 season.
- Helmet and gloves worn by Jason Kubel during his cycle on April 17, 2009, completed with a go-ahead grand slam.
- Bat used by Joe Mauer during the final game of 2006, to seal the AL batting title.
- Spikes worn by Paul Molitor when he collected his 3,000th career hit on Sept. 16, 1996.
- Jersey, cap and pants worn by Luke Edwards in the 1994 movie "Little Big League."
- Bat used by Hall of Famer Kirby Puckett to go 6-for-6 on Aug. 30, 1987, giving him an AL record 10 straight hits.
- Batting gloves used by Hall of Famer and seven-time batting champion Rod Carew.
- Program and tickets from first game in the Hubert H. Humphrey Metrodome, April 6, 1982 vs. the Mariners.
- 1964 Twins uniform worn by Hall of Famer Harmon Killebrew.

## A LOOK AHEAD TO 2015

Ballots for the 2015 Hall of Fame/BBWAA election will be distributed in early December with results from the voting scheduled to be announced in January 2015. A partial list of first-year candidates for election includes: Nomar Garciaparra, Randy Johnson, Pedro Martinez, Gary Sheffield and John Smoltz. Historical information on past BBWAA elections and the election process can be accessed at [www.baseballhall.org](http://www.baseballhall.org) or by contacting the Hall of Fame Communications department.

## CONNECT TO COOPERSTOWN

- For up-to-the-minute news from Cooperstown, visit at [www.baseballhall.org](http://www.baseballhall.org). Stay up-to-date on all the activity at the Hall of Fame's official site and through social networking on Facebook, Instagram, Twitter and YouTube.
- If you would like to receive interesting stories and timely news items direct from the Hall of Fame and get the inside track on the latest happenings in Cooperstown, sign up for Inside Pitch. There's no cost to receive our weekly electronic newsletter in your e-mail box at home or work and it's easy to enroll: Just log on to [www.baseballhall.org/insidepitch](http://www.baseballhall.org/insidepitch).
- If you have an interest in receiving Around The Horn, the Hall's monthly media newsletter, please send an e-mail to [info@baseballhall.org](mailto:info@baseballhall.org). Be sure to include your name, name of organization and e-mail address. Or visit [www.baseballhall.org/ath](http://www.baseballhall.org/ath).

## RESEARCH ASSISTANCE

The Hall of Fame is pleased to provide assistance in baseball research and members of the media are encouraged to utilize this valuable baseball resource whenever necessary by calling the Public Relations department at (607) 547-0215, or the Library Reference desk at (607) 547-0330.



## MINNESOTA TWINS MAJOR LEAGUE ROSTER

MANAGER: 35 Ron Gardenhire; COACHES: 40 Rick Anderson, 23 Tom Brunansky, 18 Bobby Cuellar, 4 Paul Molitor, 36 Terry Steinbach, 41 Scott Uliger, 46 Joe Vavra; TRAINER: Dave Pruemer; ASST. TRAINERS: Tony Leo, Lanning Tucker; STRENGTH & CONDITIONING: Perry Castellano; BULLPEN CATCHER: Nate Dammann																					
NO.	PITCHERS (20):	B-T	HT.	WT.	BORN	BIRTHPLACE	RESIDENCE	2013 CLUB	W-L	ERA	G	GS	CG	SV	IP	H	R	ER	BB	SO	MLS
61.	Burton, Jared	R-R	6-5	225	6/2/81	Westminster, S.C.	Westminster, S.C.	MINNESOTA	2-9	3.82	71	0	0	2	66.0	61	29	28	22	61	6,014
30	Correa, Kevin	R-R	6-3	200	8/24/80	San Diego, Calif.	San Diego, Calif.	MINNESOTA	9-13	4.18	31	31	0	0	185.1	218	89	86	45	101	9,027
38	Darnell, Logan	L-L	6-2	210	2/2/89	Nashville, Tenn.	Jefferson, Tenn.	Rochester (AAA)	4-4	4.26	12	11	0	0	57.0	63	33	27	22	43	0,000
								New Britain (AA)	6-6	2.61	15	15	1	0	96.2	96	34	28	23	77	
21	Deduno, Samuel	R-R	6-3	190	7/2/83	La Romana, D.R.	San Pedro de Macoris, D.R.	MINNESOTA	8-8	3.83	18	18	0	0	108.0	105	48	46	41	67	1,097
								Rochester (AAA)	0-0	2.70	3	3	0	0	16.2	14	6	5	10	17	
58	Diamond, Scott	L-L	6-3	220	7/30/86	Guelph, Ont.	Guelph, Ont.	MINNESOTA	6-13	5.43	24	24	0	0	131.0	163	88	79	36	62	1,162
								Rochester (AAA)	4-0	2.41	6	6	1	0	41.0	33	13	11	9	19	
								Ft. Myers (A)	0-0	7.20	1	1	0	0	5.0	6	4	4	0	3	
52	Duensing, Brian	L-L	6-0	205	2/22/83	Marysville, Kan.	Omaha, Neb.	MINNESOTA	6-2	3.98	73	0	0	1	61.0	68	28	27	22	56	4,104
50	Fien, Casey	R-R	6-2	205	10/21/83	Santa Rosa, Calif.	Buena Park, Calif.	MINNESOTA	5-2	3.92	73	0	0	0	62.0	51	28	27	12	73	1,143
44	Gibson, Kyle	R-R	6-6	210	10/23/87	Greenfield, Ind.	Ft. Myers, Fla.	MINNESOTA	2-4	6.53	10	10	0	0	51.0	69	38	37	20	29	0,056
								Rochester (AAA)	7-5	2.92	17	17	2	0	101.2	85	36	33	33	87	
45	Hughes, Phil	R-R	6-5	240	6/24/86	Mission Viejo, Calif.	Tustin, Calif.	NEW YORK-AL	4-14	5.19	30	29	0	0	145.2	170	91	84	42	121	6,113
60	Ibarra, Edgar	L-L	6-0	189	5/31/89	Valencia, Ven.	Valencia, Ven.	Rochester (AAA)	1-0	1.96	16	0	0	0	18.1	9	4	4	9	14	0,000
								New Britain (AA)	2-2	1.91	31	0	0	2	42.1	32	11	9	20	40	
53	Johnson, Kris	L-L	6-4	195	10/14/84	West Covina, Calif.	Blue Springs, Mo.	PITTSBURGH	0-2	6.10	4	1	0	0	10.1	12	7	7	4	9	0,043
								Indianapolis (AAA)	10-4	2.39	26	21	1	2	135.2	116	37	36	43	94	
65	May, Trevor	R-R	6-5	215	9/23/89	Longview, Wash.	Kelso, Wash.	New Britain (AA)	9-9	4.51	27	27	2	0	151.2	149	79	76	67	159	0,000
47	Nolasco, Ricky	R-R	6-2	235	12/13/82	Corona, Calif.	Miami, Fla.	MIAMI	5-8	3.85	18	18	0	0	112.1	112	50	48	25	90	7,142
								LOS ANGELES-NL	8-3	3.52	16	15	0	0	87.0	83	40	34	21	75	
37	Pelfrey, Mike	R-R	6-7	250	1/14/84	Wright Patterson AFB, Ohio	Wichita, Kan.	MINNESOTA	5-13	5.19	29	29	0	0	152.2	184	92	88	53	101	6,122
								Cedar Rapids (A)	1-0	3.00	1	1	0	0	6.0	2	2	2	0	6	
15	Perkins, Glen	L-L	6-0	205	3/2/83	St. Paul, Minn.	Lakeville, Minn.	MINNESOTA	2-0	2.30	61	0	0	0	36	62.2	43	16	15	77	6,010
57	Presley, Ryan	R-R	6-3	205	12/15/88	Dallas, Texas	Highland Village, Texas	MINNESOTA	3-3	3.87	49	0	0	0	76.2	71	37	33	27	49	1,000
51	Swarzak, Anthony	R-R	6-4	210	9/10/85	Ft. Lauderdale, Fla.	Ft. Lauderdale, Fla.	MINNESOTA	3-2	2.91	48	0	0	0	96.0	89	33	31	22	69	3,038
56	Thielbar, Caleb	R-L	6-0	195	1/31/87	Northfield, Minn.	Randolph, Minn.	MINNESOTA	3-2	1.76	49	0	0	0	46.0	24	11	9	14	39	0,133
								Rochester (AAA)	1-1	3.76	17	0	0	1	26.1	27	13	11	8	34	
59	Tonkin, Michael	R-R	6-7	220	11/19/89	Glendale, Calif.	Palmdale, Calif.	MINNESOTA	0-0	0.79	9	0	0	0	11.1	9	6	1	3	10	0,028
								Rochester (AAA)	1-2	4.41	30	0	0	14	32.2	33	18	16	8	36	
								New Britain (AA)	1-2	2.22	22	0	0	7	24.1	21	10	6	8	30	
49	Worley, Vance	R-R	6-2	230	9/25/87	Sacramento, Calif.	Sacramento, Calif.	MINNESOTA	1-5	7.21	10	10	0	0	48.2	82	43	39	15	25	2,033
								Rochester (AAA)	6-3	3.88	9	9	3	0	58.0	65	31	25	17	34	
2013 CLUB																					
NO.	CATCHERS (4):	B-T	HT.	WT.	BORN	BIRTHPLACE	RESIDENCE	2013 CLUB	AVG	G	AB	R	H	2B	3B	HR	RBI	BB	SO	SB	MLS
26	Fryer, Eric	R-R	6-2	215	8/26/85	Columbus, Ohio	Reynoldsburg, Ohio	MINNESOTA	385	6	13	2	5	1	0	1	4	3	3	0	0.107
								Rochester (AAA)	215	65	200	32	43	11	2	5	31	35	47	8	
12	Herrmann, Chris	L-R	6-0	200	11/24/87	Tomball, Texas	Tomball, Texas	MINNESOTA	204	57	157	16	32	7	0	4	18	18	49	0	0.117
								Rochester (AAA)	227	69	247	31	56	9	3	2	22	24	61	3	
43	Pinto, Josmil	R-R	5-11	210	3/31/89	Valencia, Ven.	San Joaquin, Ven.	MINNESOTA	342	21	76	10	26	5	0	4	12	6	22	0	0.031
								Rochester (AAA)	314	19	70	6	22	9	0	1	6	2	12	0	
								New Britain (AA)	308	107	386	59	119	23	1	14	68	64	71	0	
8	Suzuki, Kurt	R-R	5-11	205	10/4/83	Wailuku, Hawaii	Torrance, Calif.	OAKLAND	303	15	33	6	10	2	0	2	7	2	3	0	6.113
								WASHINGTON	222	79	252	19	56	11	1	3	25	20	32	2	
2013 CLUB																					
NO.	INFELDERS (9):	B-T	HT.	WT.	BORN	BIRTHPLACE	RESIDENCE	2013 CLUB	AVG	G	AB	R	H	2B	3B	HR	RBI	BB	SO	SB	MLS
55	Colabello, Chris	R-R	6-4	220	10/24/83	Framingham, Mass.	Milford, Mass.	MINNESOTA	194	55	160	14	31	3	0	7	17	20	58	0	0.082
								Rochester (AAA)	352	89	338	58	119	25	0	24	76	43	89	2	
2	Dazier, Brian	R-R	5-11	190	5/15/87	Tupelo, Miss.	Fulton, Miss.	MINNESOTA	244	147	558	72	136	33	4	18	66	51	120	14	1,100
5	Escobar, Eduardo	S-R	5-10	175	1/5/89	Villa de Cura, Ven.	Palo Negro, Ven.	MINNESOTA	236	66	165	23	39	5	2	3	10	11	34	0	1,129
								Rochester (AAA)	307	43	166	22	51	16	2	4	27	17	37	6	



## 40-MAN ROSTER (continued)

NO.	INFELDERS (9):	B-T	HT.	WT.	BORN	BIRTHPLACE	RESIDENCE	2013 CLUB	AVG	G	AB	R	H	2B	3B	HR	RBI	BB	SO	SB	MLS
25	Florimon, Pedro	S-R	6-2	180	12/10/86	La Romana, D.R.	La Romana, D.R.	MINNESOTA	.221	134	403	44	89	17	0	9	44	33	115	15	1,073
7	Mauer, Joe	L-R	6-5	230	4/19/83	St. Paul, Minn.	Ft. Myers, Fla.	MINNESOTA	.324	113	445	62	144	35	0	11	47	61	89	0	10,000
24	Piourffe, Trevor	R-R	6-2	205	6/15/86	West Hills, Calif.	Porter Ranch, Calif.	MINNESOTA	.254	129	477	44	121	22	1	14	52	34	112	2	2,162
									.333	4	15	3	5	0	0	1	3	2	3	0	
78	Polanco, Jorge	S-R	5-11	165	7/15/93	San Pedro de Macoris, D.R.	Santo Domingo, D.R.		.308	115	465	76	143	32	10	5	78	42	59	4	0,000
39	Santana, Danny	S-R	5-11	173	11/7/90	Monte Plata, D.R.	Monte Plata, D.R.		.297	131	539	66	160	22	10	2	45	24	94	30	0,000
68	Vargas, Kennys	S-R	6-5	273	8/1/90	Canovanas, P.R.	Canovanas, P.R.		.267	125	457	68	122	33	1	19	93	50	105	0	0,000
NO.	OUTFIELDERS (6):	B-T	HT.	WT.	BORN	BIRTHPLACE	RESIDENCE	2013 CLUB	AVG	G	AB	R	H	2B	3B	HR	RBI	BB	SO	SB	MLS
31	Acia, Oswaldo	L-R	6-0	220	5/9/91	Anaco, Ven.	Cataura-Anzategui, Ven.	MINNESOTA	.251	97	351	34	88	17	2	14	43	23	117	1	0,133
									.313	38	128	25	40	6	0	10	30	22	37	2	
32	Hicks, Aaron	S-R	6-2	190	10/2/89	San Pedro, Calif.	Long Beach, Calif.	MINNESOTA	.192	81	281	37	54	11	3	8	27	24	84	9	0,124
									.222	22	72	7	16	4	2	0	5	10	21	1	
67	Kepler, Max	L-L	6-4	180	2/10/93	Berlin, Germany	Berlin, Germany		.237	61	236	35	56	11	3	9	40	24	43	2	0,000
27	Parmelee, Chris	L-L	6-1	220	2/24/88	Long Beach, Calif.	Chino Hills, Calif.	MINNESOTA	.228	101	294	21	67	13	0	8	24	33	81	1	0,132
									.231	45	173	23	40	13	1	3	22	22	32	1	
1	Presley, Alex	L-L	5-10	190	7/25/85	Monroe, La.	Shreveport, La.	MINNESOTA	.283	28	113	9	32	4	1	1	11	8	21	1	1,163
									.264	29	72	8	19	1	1	2	4	1	18	0	
									.298	89	342	57	102	17	6	5	27	40	56	17	
16	Willingham, Josh	R-R	6-2	230	2/11/79	Florence, Ala.	Florence, Ala.	MINNESOTA	.208	111	389	42	81	20	0	14	48	66	128	1	8,123

## NON-ROSTER PLAYERS

NO.	PITCHERS (8):	B-T	HT.	WT.	BORN	BIRTHPLACE	RESIDENCE	2013 CLUB	W-L	ERA	G	GS	CG	SV	IP	H	R	ER	BB	SO	MLS
83	Gilmartin, Sean	L-L	6-2	190	5/8/90	Thousand Oaks, Calif.	Moorpark, Calif.	Gwinnett (AAA)	3-8	5.74	17	17	0	0	91.0	112	61	58	33	65	0,000
									1-0	1.80	1	1	0	0	5.0	4	1	1	0	5	
76	Guerra, Devils	R-R	6-5	245	4/17/89	San Felix, Ven.	Puerto Ordaz, Ven.	GCL Braves	0-0	0.00	3	2	0	0	9.0	1	0	0	0	11	
54	Guerrier, Matt	R-R	6-3	195	8/2/78	Cleveland, Ohio	Cleveland, Ohio	GCL Twins	0-1	4.50	3	0	0	0	4.0	3	2	2	1	3	0,000
									2-3	4.80	34	0	0	0	30.0	32	18	16	12	21	9,056
									2-1	2.13	15	0	0	0	12.2	11	4	3	5	9	
81	Hoffman, Matt	L-L	6-2	225	11/8/88	Owasso, Okla.	Owasso, Okla.	Chicago-NL	4-3	2.06	40	0	0	0	35.0	32	12	8	16	35	0,000
66	Meyer, Alex	R-R	6-9	220	1/3/90	Greensburg, Ind.	Greensburg, Ind.	Toledo (AAA)	4-3	3.21	13	13	0	0	70.0	60	29	25	29	84	0,000
									0-0	1.08	3	3	0	0	8.1	7	1	1	3	16	
48	Oliveros, Lester	R-R	6-0	235	5/28/88	Maracay, Ven.	Maracay, Ven.	New Britain (AA)	0-0	0.00	6	0	0	2	6.1	4	0	0	3	8	0,064
63	Pino, Yohan	R-R	6-2	190	12/26/83	Turnero, Ven.	Turnero, Ven.	GCL Twins	5-7	3.26	31	16	1	6	121.1	114	52	44	30	107	0,000
									0-0	0.00	4	1	0	0	11.0	3	0	0	0	11	
64	Thompson, Aaron	L-L	6-3	200	2/28/87	Santa Fe, N.M.	Houston, Texas	Louisville (AAA)	3-2	3.48	31	1	0	6	44.0	49	20	17	13	42	0,024
									0-1	0.61	11	0	0	3	14.2	11	1	1	3	11	
NO.	CATCHERS (4):	B-T	HT.	WT.	BORN	BIRTHPLACE	RESIDENCE	2013 CLUB	AVG	G	AB	R	H	2B	3B	HR	RBI	BB	SO	SB	MLS
73	Knudson, Kyle	R-R	6-3	212	9/12/87	Fayetteville, N.C.	Brooklyn Park, Minn.	New Britain (AA)	.295	28	88	8	26	5	0	0	12	10	13	0	0,000
									.280	29	93	6	26	3	0	2	9	9	19	0	
82	Koch, Matt	R-R	6-0	219	11/21/88	Manhattan Beach, Calif.	Manhattan Beach, Calif.	Ft. Myers (A)	.278	98	352	38	98	20	1	7	40	35	75	1	0,000
84	Roifling, Dan	R-R	6-0	200	2/12/89	St. Louis, Mo.	St. Louis, Mo.	Rochester (AAA)	.314	26	86	16	27	2	1	2	12	14	20	0	0,000
									.253	86	289	31	73	13	1	1	30	34	76	0	
85	Turner, Stuart	R-R	6-2	220	12/27/91	Eunice, La.	Eunice, La.	New Britain (AA)	.500	1	4	1	2	0	0	0	0	0	1	0	0,000
									.264	34	121	15	32	5	0	3	19	12	22	0	






# NON-ROSTER PLAYERS (continued)

NO.	INFELDERS (6):	B-T	HT.	WT.	BORN	BIRTHPLACE	RESIDENCE	2013 CLUB	AVG	G	AB	R	H	2B	3B	HR	RBI	BB	SO	SB	MLS
11	Bartlett, Jason	R-R	6-0	190	10/30/79	Mountain View, Calif.	Redington Beach, Fla.	Rochester (AAA)	.298	58	198	34	59	7	1	0	21	16	29	5	0.000
77	Beresford, James	L-R	6-1	170	1/19/89	Mount Waverly, Australia	Glen Waverly, Australia	New Britain (AA)	.316	45	158	21	50	5	0	0	19	14	22	5	
17	Berner, Doug	R-R	6-1	185	6/24/80	Santa Maria, Calif.	Palm Beach Gardens, Fla.	MINNESOTA	.226	33	53	9	12	3	0	0	5	8	15	2	0.086
79	Romero, Debinson	R-R	6-1	215	9/24/86	Perdemales, D.R.	Perdemales, D.R.	Rochester (AAA)	.295	92	302	47	89	15	5	3	41	31	74	4	
72	Sano, Miguel	R-R	6-3	195	5/11/93	San Pedro de Macoris, D.R.	San Pedro de Macoris, D.R.	Rochester (AAA)	.266	86	304	40	81	15	1	10	50	47	75	4	0.000
71	Waring, Brandon	R-R	6-3	215	1/2/86	Columbia, S.C.	West Columbia, S.C.	New Britain (AA)	.355	8	31	6	11	2	0	3	6	4	7	0	
								New Britain (AA)	.236	67	233	35	55	15	3	19	55	36	81	2	0.000
								Ft. Myers (A)	.330	56	206	51	68	15	2	16	48	29	61	9	
								Norfolk (AAA)	.222	10	36	3	8	2	0	2	8	5	19	0	0.000
								Bowie (AA)	.213	99	347	46	74	13	0	23	61	48	129	0	
NO.	OUTFIELDERS (6):	B-T	HT.	WT.	BORN	BIRTHPLACE	RESIDENCE	2013 CLUB	AVG	G	AB	R	H	2B	3B	HR	RBI	BB	SO	SB	MLS
70	Buxton, Byron	R-R	6-2	189	12/18/93	Baxley, Ga.	Baxley, Ga.	Ft. Myers (A)	.326	57	218	41	71	4	8	4	22	32	49	23	0.000
13	Kubel, Jason	L-R	6-0	220	5/25/82	Belle Fourche, S.D.	Calabasas, Calif.	Cedar Rapids (A)	.341	68	270	68	92	15	10	8	55	44	56	32	
19	Mastromanni, Darn	R-R	5-11	190	8/28/85	Mount Kisco, New York	Huntersville, N.C.	ARIZONA	.220	89	241	21	53	8	1	5	32	24	82	0	9.009
								CLEVELAND	.167	8	18	0	3	1	0	0	0	5	10	0	
								MINNESOTA	.185	30	65	5	12	2	0	0	5	3	23	2	1.147
								Rochester (AAA)	.240	15	50	9	12	1	0	0	5	10	11	4	
80	Mitchell, Jermaine	L-L	6-0	215	11/2/84	Naples, Texas	Dangerfield, Texas	Ft. Myers (A)	.400	3	10	4	4	2	0	0	0	2	1	2	
62	Rahi, Chris	R-R	5-10	185	12/5/83	Morristown, N.J.	Williamsburg, Va.	Rochester (AAA)	.286	43	133	19	38	3	2	2	11	9	42	7	0.000
22	Ramirez, Wilkin	R-R	6-2	220	10/25/85	Bani, D.R.	Bani, D.R.	Lehigh Valley (AAA)	.256	63	207	43	53	13	5	5	18	28	63	13	
								Syracuse (AAA)	.293	111	399	53	117	21	5	8	42	10	97	14	0.000
								MINNESOTA	.272	35	81	5	22	6	1	0	6	3	23	0	1.084
								New Britain (AA)	.172	7	29	3	5	1	0	0	0	2	6	1	
								Ft. Myers (A)	.111	3	9	3	1	0	0	0	0	2	2	0	
								GCL Twins	.273	4	11	2	3	1	0	1	1	1	2	0	






GO DEEPER INTO THE GAME WITH MORE LIVE LOOK-INS,  
HIGHLIGHTS AND ANALYSIS. EVERY DAY, EVERY GAME,  
NOBODY COVERS OUR NATIONAL PASTIME  
LIKE MLB TONIGHT™.



OUR NATIONAL PASTIME  
ALL THE TIME®





# We don't like their rules. That's why we don't play by them.

We changed the game on those other wireless carriers, and they've been playing catch-up ever since. With T-Mobile®, enjoy no data limits while on our nationwide 4G LTE network, no annual contracts and no ridiculous rules on upgrades.

Find out how the game has changed at [t-mobile.com](http://t-mobile.com).



T-Mobile®  
OFFICIAL PARTNER



#unleash · · [T-Mobile.com](http://T-Mobile.com)

At participating locations. Go to [www.T-Mobile.com](http://www.T-Mobile.com) for more information. **Coverage** not available everywhere. See brochures and **Terms and Conditions (including arbitration provision)** at [www.T-Mobile.com](http://www.T-Mobile.com) for additional information. T-Mobile and the magenta color are registered trademarks of Deutsche Telekom AG. ©2014 T-Mobile USA, Inc.